



2021 KANSAS CITY ROYALS

MEDIA GUIDE

TABLE OF CONTENTS



.300 Hitters 116
 20-Game Winners 82
 20/20 Club 149
 Academy, Dominican 360-361
 Academy, Royals 341
 Address, Royals 414
 Administration, Senior 15
 All-Star Game, 1960 266
 All-Star Game, 1973 267
 All-Star Game, 2012 268
 All-Star Selections, History 265
 Art Stewart Award 338
 Associates, Royals 49-52
 Attendance Records 319
 Attendance, Year-by-Year 124
 Award Winners, Catchers 133
 Award Winners, National 250-253
 Award Winners, Team 254-256
 Ballpark Seniority List 237
 Bally Sports Kansas City 416
 Baseball Ops, Clubhouse Staff 43-45
 Baseball Ops, Medical Staff 40-42
 Baseball Ops, Staff 23-39
 Baseball Ops, Support Staff 46-48
 Baseball Writers, KC chapter 415

Batting

Career Top 10 292-293
 Hitting for the Cycle 304
 Leaders by Position 318
 Royals Final, 2020 219
 Season Top 10 290-291
 Splits, 2020 220
 Team Totals, 1969-2020 272
 Top Performances, Players 304
 Top Performances, Team 164
 Birthdays, Royals 87
 Blow Leads, Biggest 110
 Broadcasters, Radio & TV 418-421
 Chairman & CEO John Sherman 14
 Clinching Dates 187
 Club Directory 2-3
 Coaching Staff 58-65
 Come-From-Behind Wins 110
 College Alumni 155
 Community Impact 12-13
 Cy Young winners, Royals 250
 Day-by-Day, 2020 214
 Dayton Moore bio 17
 Debuts, MLB and Royals 96
 Draft, 1968 Expansion 205
 Draft, First Round Picks 78
 Draft, 2020 338
 Doubleheader Records 283-284
 Extra Inning Record 271
 Fielding, Team Totals 1969-2020 274
 Firsts/Lasts 316
 Gold Glove Winners, Royals 253
 Grass/Turf Records 271
 Hall of Fame, Baseball 320
 Hall of Fame, Building 231
 Hall of Fame, Royals 232-236

Highs and Lows, 2020 223
 History, Baseball in Kansas City 237
 History, Royals Baseball 4-9
 Hitting Streaks 304
 Holiday Records 75

Home Runs

Both Sides of the Plate 313
 By a Pitcher 314
 By Month 313
 By Year 306
 Grand Slams, All-Time 308-309
 Inside the Park 310-311
 Longest, Since 2015 144
 Pinch Hit 312-313
 Postseason 314
 Three Home Run Games 311
 Walk Off 307
 vs. Opponents 306
 Home Run Derby, Participants 265
 Home/Road Records 271
 Howser Award Winners 347
 Interleague Records/Results 332
 International Operations, Royals 360
 Investment Group 16
 Kauffman Award Winners 91
 Kauffman Stadium 10-11
 League Leaders, Royals All-Time 305
 Longest Games, Inning 101
 Manager, Mike Matheny 54-57
 Managerial Records 56-57
 Managerial Roster 57
 Map, Stadium Back Inside Cover
 Media Information 415
 Media Relations Staff 414
 Minker Award Winners 347

Minor League

Affiliates 348-358
 Affiliates History 364
 Player Bios 365-412
 Schedules 340-341
 Staff 342-347
 Month-By-Month Record, Team 184
 Monthly Records 284
 Officers Bios 18-22
 Oldest Royals 203
 Opening Day Lineups, All-Time 248-249
 Opening Day Roster, 2020 224
 Opening Day Starting Pitchers 82
 Opponents, 2021 322-331

Pitching

Career Top 10 296-297
 No-Hitters 302-303
 No-Hitters (vs. Royals) 303
 Position Players as Pitchers 164
 Royals Final, 2020 219
 Save Leaders, Season/Career 101
 Season Top 10 294-295
 Splits, 2020 221
 Strikeouts, 10+ Games 140

Strikeouts, Top Performances 175
 Team Totals, 1969-2020 273
 Top Performances 300-301
 Player Bios, MLB (40-man) 67-157
 Player Bios, MLB (NRI) 162-212
 Postseason Summaries 257-260
 Pre-game Schedule 11
 Pronunciation Guide 161
 Radio Network Affiliates 417
 Radio Network 417
 Rainouts 319
 Records, At All-Star Break 168
 Records, By Inning 285
 Records, Consecutive 285-288
 Records, Postseason 298-299
 Records, Rookie 315
 Records, Single Season 275-278
 Records, Single Game 279-282
 Replay Reviews, 2020 177
 Retired Numbers 228-231
 Road Trip Mileage, 2021 94
 Rookies of the Year, Royals 196
 Roster, 2021 (40-man) 158-159
 Roster, 2021 (Non-roster) 160-161
 Roster, Alphabetical 161
 Roster, By Birthplace 157
 Roster, Building 2021 40-man 66
 Roster, All-Time, Alphabetical 238-241
 Roster, All-Time, Numerical 242-247
 Rule 5 Selections, All-Time 106
 Runs Scored by Innings, 2020 223
 Schedule, 2021 BC
 Scouting Staff, Pro 334-336
 Scouting Staff, Amateur 337-339
 Social Media, Royals 186
 Spring Training Info 422-425
 Standings, 2020 218
 Standings, KC All-Time 270
 Starts by Position, 2020 192
 Starts by Position, All-Time 317-318
 Statistics, Misc. 2020 223
 Statistics, Team (AL) 2020 222
 Steals of Home 128
 Streaks, Consecutive 289
 Summary, 2020 Season 215-218
 Trades, Last With Other Clubs 209
 Transactions, 2020-21 224-225
 Victory Margin, 2020 223
 Win/Loss Breakdown 331
 World Series Appearances 261-263
 Youngest MLB Debuts 152

STAFF DIRECTORY

JOHN SHERMAN

CHAIRMAN AND CEO

Chairman and CEO John Sherman
Sr. VP-Chief Operating Officer Brooks Sherman
Sr. VP-Chief Revenue and Innovation Officer... Sarah Tourville
Sr. VP-Baseball Operations/GM Dayton Moore

OFFICERS

VP-Baseball Operations George Brett
VP-Marketing & Business Development Mike Bucek
VP-Assistant GM/MLB & International Ops ... Rene Francisco
VP-Finance & Administration David Laverentz
VP-Assistant GM/Player Personnel J.J. Picollo
VP-Assistant GM Scott Sharp
VP-Communications & Broadcasting Mike Swanson
VP-Community Impact Kyle Vena

DAYTON MOORE

SR. VP-BASEBALL OPERATIONS/GM

VP/Assistant GM-MLB & International Ops Rene Francisco
VP/Assistant GM-Player Personnel J.J. Picollo
VP/Assistant GM Scott Sharp

Assistant GM-Amateur Scouting Lonnie Goldberg
Assistant GM-International Operations Albert Gonzalez
Assistant GM-Research & Development Daniel Mack
Assistant GM-Baseball Administration Jin Wong

Special Assistant to the GM Rafael Belliard
Special Asst. to Baseball Ops/Leadership Develop. ... Blaine Boyer
Special Assistant to the GM/Player Development ... Chino Cadahia
Special Assistant to the GM Tim Conroy
Special Assistant to the GM Jim Fregosi Jr.
Sr. Advisor to the GM/Baseball Operations Gene Lamont
Special Assistant to the GM Tom McNamara
Special Assistant to the GM/Player Personnel Louie Medina
Special Asst. to Baseball Ops/Leadership Develop. ... Reggie Sanders
Sr. Advisor to the GM Art Stewart
Special Asst. to Baseball Ops/Leadership Develop. ... Mike Sweeney
Sr. Advisor to the GM Donnie Williams

Director-Professional Scouting Michael Cifuentes
Assistant Director-Baseball Operations Malcom Culver
Director-Professional Development Jeff Diskin
Sr. Director-Performance Science Austin Driggers
Director-Pitching Performance Paul Gibson
Assistant Director-Behavioral Science Melissa Lambert
Manager-Arizona Operations Nick Leto
Assistant to Baseball Operations/Administration Kristin Lock
Director-Behavioral Science Ryan Maid
Director-Baseball Operations Mitch Maier
Sr. Director-Leadership & Cultural Development Matt Marasco
Coordinator-Scouting Operations Jack Monahan
Assistant Director-Scouting Danny Ontiveros
Executive Assistant to the GM Emily Penning
Manager-Minor League Operations Nick Relic
Baseball Systems Developer Joseph San Diego
Analyst, Research & Develop./Performance Science ... Pravin Santhanam
Analyst, Research & Develop./Player Development ... Daniel Schoenfeld
Baseball Systems Developer Jenny Segelke
Assistant to Research & Development Rob Sorge
Sr. Director-Research & Development/Strategy ... Guy Stevens
Sr. Developer-Baseball Systems Paul Turner
Director-Performance Science/Player Development ... John Wagle
Director-Hitting Performance/Player Development ... Alec Zunwalt

MAJOR LEAGUE TRAVEL/CLUBHOUSE OPERATIONS

Sr. Director-Team Travel/Clubhouse Operations ... Jeff Davenport
Sr. Director-Clubhouse Operations Chuck Hawke
Sr. Manager-Team Travel/Clubhouse Operations ... Nick Richie
Manager-Equipment Patrick Gorman

Manager-Clubhouse Services Tom Walsh
Manager-Culinary Services T.J. Stack
Sr. Clubhouse Assistant-Administration Tyler Agenter
Sr. Clubhouse Assistant-Operations Jake Van Oeveren
Sr. Clubhouse Assistant-Umpire Services Brett Pener

MAJOR LEAGUE MEDICAL STAFF

Head Team Physician Vincent Key, MD
Associate Physician Joseph Noland, MD
Associate Physician Sean Jackson, MD
Associate Physician Jacob Brubacher, MD
Associate Physician Bruce Toby, MD
Physician Emeritus Steven Joyce, MD
Team Chiropractor Patrick Hammond
Head Athletic Trainer/Director of Medical Services ... Nick Kenney
Assistant Athletic Trainer Kyle Turner
Physical Therapist/Rehab Director Jeff Blum
MLB Tissue Therapist/Assistant Trainer Chris DeLucia
Strength & Conditioning Coordinator Ryan Stoneberg
Asst. Strength & Conditioning Coach/LA Coord. Luis Perez
Registered Sports Dietician Erika Wincheski

MAJOR LEAGUE SUPPORT STAFF

MLB Advance Scout/Replay Coordinator Bill Duplissea
Bulpen Catcher Ryan Eigsti
Advance Scouting Analyst Andy Ferguson
Batting Practice Pitcher Miguel Garcia
Bulpen Catcher Parker Morin
Video Coordinator Rustin Sveum

Communications & Broadcasting

(VP-Mike Swanson)

Manager-Radio Network Operations Eric Guthrie
On-Air Announcer (Radio) Denny Matthews
On-Air Announcer (TV/Radio) Ryan Lefebvre
On-Air Announcer (Radio) Steve Stewart
On-Air Announcer (TV/Radio) Steve Hudler
On-Air Announcer (TV) Rex Houdier
On-Air Announcer (TV) Joel Goldberg
On-Air Announcer (TV) Jeff Montgomery

Media Relations

Assistant Director-Media Relations Mike Cummings
Manager-Communications & Broadcasting Nick Kappel
Coordinator-Media Relations Ian Kraft

BROOKS SHERMAN

SR. VP - CHIEF OPERATING OFFICER

Authentics

Director-Authentics Ashley Ficken
Coordinator-Authentic Merchandise Sales Cory Chlebicki

Finance & Administration

(VP-David Laverentz)

Accounting

Director-Finance Whitney Beaver
Dir-Renovation Accounting/Risk Management. Patrick Fleischmann
Accounting Manager Sarah Kongs
Sr. Accountant Josh Lemaster
Staff Accountant Jeannie Kenyon
Coordinator-Accounts Payable Jonlyn Pierce

Human Resources & Payroll

Sr. Director-Human Resources Miriam Maiden
Generalist Katie Ashcraft
Coordinator-Human Resources Madeleine Straley
Director-Payroll Jodi Parsons
Administrator-Payroll Donnell Dillard

Technology

Sr. Director-Technology Brian Himstedt
Director-Technology Neil Sell
Manager-Technology Becky Randall
Associate-Technology Barry Chambers

STAFF DIRECTORY (CONT.)

Ticket Operations

Sr. Director-Ticket Operations Anthony Blue
Director-Ticket Operations Christine Darr
Manager-Ticket Operations Edward Chiu
Coordinator-Ticket Operations Kyle Armstrong
Coordinator-Vault Services Jacque Tschirhart

Stadium Engineering & Services

Sr. Director-Ballpark Engineering Todd Burrow
Manager-Ballpark Operations Zach Rosenberg
Engineer-Audio/Visual William Cunningham
Lead-Mechanical Engineer Mike Rader
Lead-Carpenter/Painter Rick Bobki
Lead-Electrician Robert James
Painter Scott Williams
Technician-Ballpark Operations Byron Clark
Technician-Ballpark Operations Dennis Miller
Technician-Ballpark Operations Aaron Sawyer

Director-Ballpark Services Johnny Williams
Manager-Ballpark Services Nate Rodgers
Assistant Manager-Ballpark Services Nick Pileri
Specialist-Window Cleaning Joel Kirch

Game Operations & Guest Experience

Sr. Director-Event Operations Isaac Riffel
Director-Event Operations Bryan Ross
Manager-Parking & Transportation Spencer Montgomery
Coordinator-Event Operations Jennifer Guinty
Coordinator-Mail Services Rick Sims

Director-Guest Experience Travis Bryant
Specialist-Guest Experience Cirena White

Manager-Ballpark Security Brian Ferguson
Assistant Manager-Ballpark Security Cheryl Sutton

Groundskeeping & Landscaping

Sr. Director-Groundskeeping & Landscaping Trevor Vance
Manager-Groundskeeping Jonnie Reed
Manager-Groundskeeping Shane Montgomery
Assistant-Groundskeeping Anthony Bruce

SARAH TOURVILLE

SR. VP - CHIEF REVENUE AND INNOVATION OFFICER

Marketing & Business Development (VP-Mike Bucek)

Director-Creative Services Caitlin Wienck
Graphics Designer Robert Poulain
Copywriter Jennifer Walk
Manager-Theme Tickets & Marketing Kendra Goodman

Digital Marketing

Sr. Director-Digital & Social Media Erin Sleddens
Manager-Digital & Social Media Jesse Clark
Manager-Content Mandy Marks
Team Photographer Jason Hanna
Content Producer-Real-Time Specialist Sam Lutz
Content Producer-Motion Graphics/Video Editor Max Lehman

Event Presentation & Production

Sr. Director-Event Presentation & Production Don Costante
Director-Event Presentation Nicole Aversò
Director-Event Presentation Steven Funke
Sr. Editor Jana Patton
Manager-Event Presentation & Production Zach Weaver
Mascot Brad Collins

Corporate Sales

Sr. Director-Corporate Sponsorships Jason Booker
Dir.-Partnership Marketing & Business Strategy Ben Christian
Director-Corporate Partnership Sales Jason Kramer
Sr. Manager-Corporate Partnerships Steve Garvey
Sr. Manager-Corporate Partnerships Megan Mackey
Sr. Manager-Client Services Matt Schulte
Manager-Corporate Partnerships Natalie Williams
Manager-Client Services Patrick Stacy

Ticket Sales & Service

Director of Sales & Services Scott Wadsworth
Manager-Group Sales Kevin Bell
Manager-Season Sales Adam Cain
Manager-Membership Services & Benefits Kayla Shively
Sr. Acct. Executive-Group Sales & Season Tickets Britt Gardner
Sr. Acct. Executive-Premium Services Jamie Johnson
Sr. Acct. Executive-Premium Services Zach Plummer
Sr. Acct. Executive-Membership Services Ryan Ziegler
Account Executive-Membership Services Hannah Albrechts
Account Executive-Membership Services Michael Matthews
Account Executive-Season Ticket & Group Sales Keaton Coifield
Account Executive-Season Ticket & Group Sales Matt Degner
Account Executive-Season Ticket & Group Sales Mike Turner
Account Executive-Group Sales & Season Tickets Zach Plummer
Account Executive-Group Sales & Season Tickets Ryan Weiss

Community Impact (VP-Kyle Vena)

Sr. Dir.-Comm. Investments/Exec. Dir.-Royals Charities
..... Amanda Grossdidier
Director-Community Investments/Alumni Dina Blevins
Director-Development Chris Major
Director-Community Initiatives Amanda Turk
Manager-Community Partnerships & Events Angel McGee
Manager-Community Partnerships & Events Megan Rowe
Coordinator-Community Investments Ashley Newman
Coordinator-Community Partnerships & Events Jonathan Rosa

Hall of Fame

Director-Hall of Fame Curt Nelson
Manager-HOF/Education Programs Jill Seib-Schaub

Kansas City Urban Youth Academy

Executive Director Darwin Pennyne
Manager-Sport Development/Softball Casey Borovac
Manager-Sport Development/Sports Medicine Dylan Wilson
Manager-Sport Development/Baseball Shon Plack
Coordinator-Urban Youth Academy Tia Sandoval
Coordinator-Sports Development Andrew Richards
Coordinator-Baseball Program Cle Ross
Coordinator-Facilities & Grounds Clint Elder

2021 KANSAS CITY ROYALS MEDIA GUIDE

2021 marks the production of the 53rd media guide in Royals history. The 2021 Royals Media Guide is a copyrighted publication. Information herein is prepared for use by accredited members of the news media. Those desiring to use this information for commercial purposes should contact the Royals Media Relations Department. The media guide was written and edited by Assistant Director-Media Relations Mike Cummings and Manager-Communications & Broadcasting Nick Kappel, with assistance from Vice President-Communications & Broadcasting Mike Swanson and Coordinator-Media Relations Ian Kraft. Cover and design throughout the book was done by Director-Creative Services Caitlin Wienck. Photography throughout the book by Jason Hanna, Sam Lutz and Getty Images. Special thanks to Dina Blevins, Fabio Herrera, Jack Monahan, Emily Penning, Nick Relic, Madeleine Straley and Amanda Turk for editorial assistance. Stats provided by Stats Inc., MLB, Sports Reference and *Elias Sports Bureau*. Printed at Ironwood Lithographs in Tempe, Ariz.

HISTORY OF THE ROYALS

1968

- 👑 **January 11** - Ewing M. Kauffman becomes the first owner of the expansion Kansas City franchise, paying \$5.3 million.
- 👑 **March 21** - Board of Directors selects the name "Royals" from more than 17,000 suggestions.
- 👑 **April 4** - Kansas City agrees to co-op with minor league team in Dubuque (Iowa), beginning their farm system.
- 👑 **April 25** - Gerald Lyscio becomes the first player to sign with the Royals.
- 👑 **June 6** - KC selects 25 players in baseball's Free Agent Draft.
- 👑 **July 11** - Ground is broken for Truman Sports Complex.
- 👑 **September 9** - Joe Gordon is named first manager in club history.
- 👑 **October 15** - Kansas City selects 30 players in Expansion Draft.

1969

- 👑 **April 1** - Royals obtain Lou Piniella from the Seattle Pilots.
- 👑 **April 8** - Royals win first-ever game, 4-3, in 12 innings over the Twins.
- 👑 **July 16** - Ellie Rodriguez becomes the first Royal selected to an All-Star Game.
- 👑 **October 8** - Charlie Metro named manager.
- 👑 **November 26** - Lou Piniella named AL Rookie of the Year.

1970

- 👑 **January 20** - Ground is broken for the team's minor league complex and Baseball Academy in Sarasota, Fla.
- 👑 **June 9** - Bob Lemon named manager.

1971


- 👑 **September 18** - The Royals defeat the Twins, 4-2, securing their 81st win and their first winning record in 161-game season.

1972

- 👑 **October 3** - Jack McKeon named manager.



Steve Busby is congratulated after tossing the first no-hitter in Royals history in 1973.



Royals Stadium opened its doors on April 10, 1973 with a 12-1 KC win over Texas.

1973

- 👑 **April 10** - Royals Stadium opens with a 12-1 win over the Texas Rangers.
- 👑 **April 27** - Steve Busby hurls the first no-hitter in franchise history at Detroit.
- 👑 **June 12** - Frank White, a future Royals Hall of Famer and eight-time Gold Glove winner, becomes the first Royals Academy graduate to make the Majors.
- 👑 **July 24** - The NL defeats the AL, 7-1, in the MLB All-Star Game at Royals Stadium.
- 👑 **August 2** - George Brett makes his debut and collects first hit.
- 👑 **September 26** - Paul Splitteroff beats the White Sox, 6-2, to become the Royals' first 20-game winner.

1974

- 👑 **June 19** - In Milwaukee, Steve Busby becomes the first pitcher in ML history to record no-hitters in each of his first two seasons.

1975

- 👑 **July 24** - Whitey Herzog named manager.

1976

- 👑 **October 1** - Royals win first AL West title when California eliminates Oakland, 2-0.
- 👑 **October 3** - George Brett goes 3-for-4 on season's final day to win first batting title.

1977

- 👑 **May 14** - Jim Colborn tosses no-hitter against the Texas Rangers—the first by a Royal in KC.
- 👑 **August 31-September 15** - Royals put together a club-record 16-game winning streak.
- 👑 **September 29** - Royals win 100th game and finish with 102.

1978

- 👑 **October 6** - George Brett blasts three home runs in Game 3 of the ALCS at New York, but the Royals lose the game and the series.

1979

- 👑 **October 24** - Jim Frey named manager.

HISTORY OF THE ROYALS (CONT.)



George Brett salutes the crowd on Aug. 17, 1980 as his seventh-inning double lifts his season average above .400.

1980

- 👑 **July 18-August 18** - George Brett sets a franchise record, hitting in 30-straight games.
- 👑 **August 17** - Brett goes 4-for-4 against Toronto, moving over the .400 mark. Brett goes on to win second batting title at .390.
- 👑 **October 10** - Brett hits a three-run home run in the seventh inning at Yankee Stadium to send the Royals to their first World Series; Dan Quisenberry strikes out Willie Randolph for the final out.
- 👑 **October 17** - The Royals play the first World Series game ever in Kansas City, beating the Phillies, 4-3, in 10 innings.
- 👑 **October 18** - Willie Aikens hits two homers in Game 4 of the World Series, tying the series at two games apiece.

1981

- 👑 **August 31** - Dick Howser named manager.
- 👑 **October 5** - Royals win second half and advance to AL Division Series.
- 👑 **October 8** - Joe Burke named president and John Schuerholz named general manager.

1982

- 👑 **July 13** - Five players represent the Royals in All-Star game in Montreal as well as manager Dick Howser and trainer Mickey Cobb.
- 👑 **August 24** - John Wathan breaks record for most steals by a catcher.

1983

- 👑 **May 17** - Avron Fogelman purchases 49 percent of the club.
- 👑 **July 24** - George Brett hits infamous "Pine Tar" home run off the Yankees' Goose Gossage. The Royals would complete the win on Aug. 18.

1984

- 👑 **April 4** - Bret Saberhagen becomes the youngest Royal, debuting at 19 years, 359 days old.
- 👑 **May 7** - George Brett signs "lifetime" contract.

1985

- 👑 **October 5** - Willie Wilson's RBI single wins the AL West for Kansas City.
- 👑 **October 11** - George Brett goes 4-for-4, hitting two homers including a game-tying two-run shot, and makes several sparkling plays in the field as KC knocks off Toronto, 6-5, in ALCS Game 3.
- 👑 **October 16** - Jim Sundberg's 3-run triple highlights a four-run sixth as KC defeats the Blue Jays, 6-2, in Game 7 and heads to its second World Series.
- 👑 **October 22** - Frank White hits a two-run home run as the Royals take Game 3 of the World Series, 6-1, trimming St. Louis' lead to 2-1.
- 👑 **October 26** - In the most famous inning in team history, the Royals score two runs in the bottom of the ninth on Dane Iorg's two-run single, tying the series at three games apiece.
- 👑 **October 27** - The Royals win their first World Series title, defeating the Cardinals, 11-0, in Game 7. Bret Saberhagen pitches a five-hitter, while Darryl Motley homers and catches the final out.

1986

- 👑 **April 12** - After missing nearly three seasons because of an injury, Dennis Leonard hurls a three-hit shutout against Toronto.
- 👑 **June 7** - Amos Otis and Steve Busby are inaugural inductees into Royals Hall of Fame.
- 👑 **July 15** - Frank White homers as AL wins All-Star Game in Houston, 3-2. It is Dick Howser's final game as manager.
- 👑 **September 14** - Bo Jackson hits his first Major League home run, an estimated 475-foot blast, the longest in the history of the stadium, at the time.



George Brett and Bret Saberhagen embrace on the pitcher's mound after the final out is recorded in the 1985 World Series.

HISTORY OF THE ROYALS (CONT.)



After guiding the Royals to their first World Series title, Dick Howser lost his battle with brain cancer in 1987.

1987

- 👑 **February 23** - Dick Howser steps down as manager due to cancer.
- 👑 **May 30** - Paul Splittorff and Cookie Rojas inducted into Royals Hall of Fame.
- 👑 **June 17** - Dick Howser passes away.
- 👑 **July 3** - Dick Howser's number 10 is retired and he is inducted into Royals Hall of Fame.
- 👑 **August 27** - John Wathan named manager.
- 👑 **September 28** - Kevin Seitzer becomes just the 13th rookie to record 200 hits in a season.

1988

- 👑 **August 27** - Mark Gubicza strikes out a then Royals-record 14 Minnesota Twins. Zack Greinke tops him nearly 21 years later to the day.
- 👑 **September 26** - Gubicza earns win No. 20 vs. Seattle.

1989

- 👑 **June 5** - Bo Jackson nails Harold Reynolds at the plate in the 10th inning with an amazing throw, cutting off what would have been the winning run.
- 👑 **July 8** - Hal McRae and Dennis Leonard inducted into Royals Hall of Fame.
- 👑 **July 11** - Bo Jackson homers and is named MVP of All-Star Game in Anaheim.
- 👑 **September 30** - Bret Saberhagen wins his team-record 23rd game.
- 👑 **November 15** - Saberhagen wins second career Cy Young Award.

1990

- 👑 **August 7** - Brian McRae triples in his Major League debut. Brian and Hal become the first father-son duo to play for the Royals.
- 👑 **October 3** - George Brett finishes the season hitting .329, winning his third batting title in three different decades.
- 👑 **October 10** - Herk Robinson named general manager.

1991

- 👑 **May 23** - Hal McRae named manager.
- 👑 **August 26** - Bret Saberhagen throws the Royals' fourth no-hitter, topping the White Sox, 7-0.

1992

- 👑 **May 12** - Royals president Joe Burke dies of cancer at the age of 68. Later that season, he's inducted into Royals Hall of Fame.
- 👑 **September 30** - George Brett picks up hit #3,000 off the Angels' Tim Lincecum in Anaheim. He is picked off a batter later.

1993

- 👑 **May 23** - Ewing Kauffman inducted into Royals Hall of Fame.
- 👑 **July 2** - Royals Stadium is officially re-named Kauffman Stadium in honor of owner Ewing Kauffman, who passes away less than a month later on Aug. 1.
- 👑 **September 29** - George Brett plays his final game in Kansas City.

1994

- 👑 **May 14** - George Brett's number 5 is retired and he is inducted into the Royals' Hall of Fame
- 👑 **July 23-August 5** - The Royals win 14 in a row and move within striking distance of first place. The season ends less than a week later due to the players' strike.
- 👑 **October 7** - Bob Boone named manager.
- 👑 **October 19** - Bob Hamelin named AL Rookie of the Year.
- 👑 **October 25** - David Cone named AL Cy Young Award winner.

1995

- 👑 **March 17** - The Royals' First Lady, Muriel Kauffman, passes away.
- 👑 **April 7** - The Royals play on a grass field at Kauffman Stadium for the first time.
- 👑 **May 2** - Frank White's number 20 is retired.

1996

- 👑 **May 19** - Muriel Kauffman inducted in Royals Hall of Fame.
- 👑 **August 3** - John Mayberry inducted into Royals Hall of Fame.

1997

- 👑 **July 9** - Tony Muser named manager.
- 👑 **September 18** - Jay Bell hits his 21st and final home run of the season, a KC record for a shortstop.

1998

- 👑 **September 14** - Carlos Beltrán makes his debut at 21 years old and singles in first at bat.

HISTORY OF THE ROYALS (CONT.)

1999

- 👑 **July 25** - George Brett is inducted into Baseball's Hall of Fame in Cooperstown, N.Y. Brett received 98.2 percent of the votes, the sixth-highest mark ever.
- 👑 **August 25** - Jeff Montgomery records his 300th career save.

2000

- 👑 **March 14** - Board of Directors announces David Glass will become the Royals' second full-time owner.
- 👑 **April 28** - David Glass officially becomes owner.
- 👑 **October 1** - Royals set club records in runs (879), hits (1,644) and average (.288).

2001

- 👑 **October 7** - Six Royals reach double figures in home runs, led by Mike Sweeney, who hits a career-high 29.

2002

- 👑 **September 25** - Mike Sweeney enters the final weekend neck-and-neck with Manny Ramirez for the batting crown. Sweeney misses out, but still records second-highest mark (.340) in KC history.

2003

- 👑 **February 27** - Royals and Rangers play the first game at their new spring facility in Surprise, Ariz.
- 👑 **March 31-April 12** - Royals open season with nine consecutive wins.
- 👑 **November 11** - Angel Berroa wins the AL Rookie of the Year.

2004

- 👑 **April 5** - Trailing Chicago 7-3 entering the bottom of the ninth, KC scores six runs including a game-tying three-run homer by Mendy Lopez and a game-winning homer by Carlos Beltrán to win, 9-7.
- 👑 **June 24** - Royals acquire Mark Teahen and John Buck in a three-team trade for Carlos Beltrán.
- 👑 **August 8** - Denny Matthews inducted into Royals Hall of Fame.
- 👑 **September 9** - The Royals set a club record scoring 26 runs in the first game of a doubleheader in Detroit.

2005

- 👑 **May 31** - Buddy Bell named manager.
- 👑 **August 13** - Bret Saberhagen inducted into Royals Hall of Fame.

2006

- 👑 **April 4** - The citizens of Jackson County pass a proposition that paves for the way for major renovations of Kauffman Stadium.
- 👑 **May 30** - Dayton Moore is named General Manager.

- 👑 **June 6** - Luke Hochevar becomes the Royals' first No. 1 overall pick.
- 👑 **July 21** - Mark Gubicza inducted into Royals Hall of Fame.
- 👑 **November 2** - Mark Grudzielanek is named the *Rawlings* Gold Glove winner at second base.

2007


- 👑 **July 29** - Denny Matthews is honored with the Ford C. Frick Award during induction ceremonies at Cooperstown.
- 👑 **October 3** - Groundbreaking for Kauffman Stadium renovations.
- 👑 **October 19** - Trey Hillman named manager.

2008

- 👑 **June 28** - Art Stewart inducted into Royals Hall of Fame.
- 👑 **July 12** - Second baseman Mark Grudzielanek records hit No. 2,000 against the Mariners. Later in the game, David DeJesus hits a 2-run, 2-out walk-off home run to send the Royals to the 5-4 win.

2009

- 👑 **April 10** - The newly-renovated Kauffman Stadium is dedicated.
- 👑 **September 26** - Billy Butler collects his 50th double, becoming the fifth player in MLB history to reach 50 doubles and 20 homers in a season before the age of 24.
- 👑 **November 17** - Zack Greinke wins the AL Cy Young Award, joining Bret Saberhagen (1985, 1989) and David Cone (1994) as the only Royals pitchers to do so. Greinke led MLB with a 2.16 ERA.



Zack Greinke became the third Royal to earn the Cy Young Award in 2009.

HISTORY OF THE ROYALS (CONT.)

2010

- 👑 **May 13** - Ned Yost named manager.
- 👑 **June 16** - Commissioner Bud Selig announces from the field that Kauffman Stadium will be the site of the 2012 MLB All-Star Game.
- 👑 **August 13** - Closer Joakim Soria, who earlier was named to his second career All-Star Game, saves his 25th consecutive game, a Royals record. Soria would go on to extend his streak to 36 straight.

2011

- 👑 **August 2** - 2012 All-Star logo unveiled.
- 👑 **September 15** - Melky Cabrera hits his 40th double as an outfielder, joining Jeff Francoeur and Alex Gordon as the first trio of outfield teammates in MLB history with 40 doubles.
- 👑 **November 1** - Left fielder Alex Gordon wins his first *Rawlings* Gold Glove.

2012

- 👑 **July 10** - The NL defeats the AL, 8-0, in the 83rd MLB All-Star Game at Kauffman Stadium.
- 👑 **October 30** - Left fielder Alex Gordon wins his second consecutive *Rawlings* Gold Glove
- 👑 **November 8** - DH Billy Butler wins an American League Silver Slugger. He will also win the Edgar Martinez Outstanding DH Award later in the offseason.

2013

- 👑 **July 16** - Salvador Perez, Alex Gordon and Greg Holland are selected to the All-Star Game at Citi Field.
- 👑 **September 22** - Justin Maxwell hits a walk-off grand slam in the 10th inning to beat Texas, 4-0, giving KC its most home wins (44) since 1992.
- 👑 **October 29** - Alex Gordon, Eric Hosmer and Salvador Perez win *Rawlings* Gold Glove Awards. Gordon becomes the first Royal to win three-straight awards since Frank White (1977-82).

2014

- 👑 **July 6** - Alex Gordon, Greg Holland and Salvador Perez are once again All-Stars at Target Field in Minneapolis.
- 👑 **September 26** - On a cool night in Chicago, the Royals clinch their first postseason berth since 1985 with a 3-1 victory over the White Sox.
- 👑 **September 30** - The Royals rally from a four-run deficit for an exhilarating 9-8, 12-inning triumph over Oakland in the AL Wild Card Game.
- 👑 **October 15** - The Royals finish off a four-game sweep of the Baltimore Orioles in the American League Championship Series with a 2-1 victory.
- 👑 **October 28** - Yordano Ventura tosses 7.0 scoreless innings vs. the Giants as the Royals force a deciding game in the World Series with a 10-0 win.
- 👑 **November 3** - Alex Gordon, Eric Hosmer and Salvador Perez are named *Rawlings* Gold Glove winners. Gordon is honored as the club's first Platinum Glove winner.



The Royals celebrated the franchise's second World Series championship in 2015.

2015

- 👑 **April 13** - Kansas City wins its first seven games of the season, marking the Royals' longest winning streak to open the year since 2003.
- 👑 **June 18** - Ned Yost becomes the winningest manager in franchise history, earning his 411th victory with the club in Kansas City's 3-2 triumph over Milwaukee.
- 👑 **July 14** - The Royals send a franchise-record seven players to the Midsummer Classic in Cincinnati, with four – Salvador Perez, Alcides Escobar, Lorenzo Cain and Alex Gordon named starters for the AL. Gordon does not play due to injury.
- 👑 **September 24** - Kansas City clinches its first Central Division title with a 10-4 win over the visiting Mariners. KC's 95 regular-season wins are the third-most in franchise history and top total in 35 years.
- 👑 **October 12** - The Royals rally from a four-run deficit in the eighth inning to stave off elimination in Game 4 of the AL Division Series in Houston, 9-6. KC goes on to win the series in a decisive fifth game two days later.
- 👑 **November 1** - Despite trailing 2-0 after eight, the Royals rally for a 7-2 win in 12 innings to clinch the second World Championship in franchise history. Salvador Perez is named World Series MVP.
- 👑 **November 3** - More than 800,000 fans show up to celebrate with the 2015 World Series champions at a parade through downtown Kansas City.
- 👑 **November 10** - Alcides Escobar, Eric Hosmer and Salvador Perez all win *Rawlings* Gold Gloves, marking the third-straight season that KC has had three honorees.

2016

- 👑 **July 12** - Eric Hosmer becomes the second Royal to earn All-Star MVP honors, after he and teammate Salvador Perez connect for back-to-back home runs in the Midsummer Classic in San Diego. Wade Davis and Kelvin Herrera are also selected to the game.
- 👑 **August 1** - Danny Duffy fans 16 Rays hitters over 8.0 scoreless innings to set a single-game franchise record. He allows just one hit in his 8.0 shutout frames.
- 👑 **November 8** - Salvador Perez is awarded his fourth consecutive *Rawlings* Gold Glove. He's the third Royals player to win a Gold Glove in four consecutive seasons.

HISTORY OF THE ROYALS (CONT.)

2017


- 👑 **January 22** - The Royals mourn the tragic death of pitcher Yordano Ventura, who passes away in a car accident in his native Dominican Republic.
- 👑 **July 10** - Mike Moustakas becomes the third Royal to participate in the Home Run Derby, slugging 10 in a first-round loss to Minnesota's Miguel Sano.
- 👑 **July 11** - Mike Moustakas, Salvador Perez and Jason Vargas all play in the 88th MLB All-Star Game in Miami. It's the fifth-straight year KC places at least three players on the AL squad.
- 👑 **September 20** - Mike Moustakas crushes his 37th home run of the season at Rogers Centre, breaking the club's single-season record previously held by Steve Balboni.
- 👑 **November 7** - Alex Gordon and Eric Hosmer are honored with *Rawlings* Gold Glove Awards. It's Gordon's fifth award, while Hosmer is honored for the fourth time.

2018

- 👑 **March 29** - Kansas City embarked on its 50th season, hosting the Chicago White Sox on Opening Day.
- 👑 **July 17** - Salvador Perez makes his fifth-straight start in an All-Star game, serving as the American League's catcher at the Midsummer Classic in Washington, D.C.
- 👑 **September 8** - Recently acquired Jorge López retires the first 24 Minnesota Twins he faces, before walking the leadoff hitter in the ninth. López becomes the first Royal to take a perfect game into the ninth inning, helping KC to a 4-1 win at Target Field.
- 👑 **November 4** - Alex Gordon and Salvador Perez are honored with *Rawlings* Gold Glove Awards, giving Kansas City a Major League-best 16 award winners since 2011.

2019

- 👑 **April 10** - Whit Merrifield extends his hitting streak to a franchise-record 31 games, collecting a game-tying RBI bunt single in the seventh inning vs. Seattle. The streak, which began on Sept. 10, 2018, topped George Brett's previous record from 1980 by one.
- 👑 **June 13** - Kansas City downs division rival Detroit, 7-3, at TD Ameritrade Park in Omaha, Neb., in the Royals' first regular season neutral site affair. Creighton University product, Nicky Lopez, puts KC on the board with his first Major League homer in the second inning.
- 👑 **August 30** - The Glass Family announces that it has agreed to sell the Royals to Kansas City businessman John Sherman and a group of local investors.
- 👑 **September 3** - Jorge Soler clubs his 39th home run of the season to establish a franchise record, topping Mike Moustakas' total from two years earlier. Soler would become the first Royal to lead the American League in homers, finishing with 48.
- 👑 **September 23** - After serving as manager for 10 seasons, Ned Yost announces he will retire at the end of the season. He finishes the season with 746 victories with the Royals, which are the most in franchise history.



Jorge Soler becomes the first Royal to lead the American League in homers, slugging a club-record 48 of them in 2019.

- 👑 **October 31** - Mike Matheny named 17th full-time manager in franchise history.
- 👑 **November 3** - Outfielder Alex Gordon wins his seventh *Rawlings* Gold Glove Award, which trail only Frank White's eight for most by a Royal.
- 👑 **November 26** - John Sherman and his partners finalize the purchase of the ballclub, becoming the franchise's third ownership group.

2020

- 👑 **March 12** - Major League Baseball puts a halt on the 2020 season due to the Covid-19 pandemic. The Royals' last 13 exhibition games are cancelled as well as the first three months of the regular season.
- 👑 **July 24** - Kansas City plays its latest season opener, falling 2-0 in Cleveland.
- 👑 **September 24** - Outfielder Alex Gordon announces his retirement from baseball. His 14-year career with only the Royals is the third-longest in franchise history by a position player, behind George Brett (21 years) and Frank White (18 years).
- 👑 **November 4** - Alex Gordon puts the final touch on his brilliant career, earning his eighth *Rawlings* Gold Glove and second Platinum Glove. His eight Gold Gloves match Frank White for most in franchise history, while he's the third position player to win a Gold Glove in his final season.
- 👑 **December 10** - Salvador Perez wraps up an impressive run of awards, earning his third Louisville Silver Slugger, the American League Comeback Player of the Year and is named First Team All-MLB.

KAUFFMAN STADIUM

The Kansas City Royals will celebrate their 49th season at Kauffman Stadium in 2021. Kauffman has always been one of the crown jewel ballparks of Major League Baseball. Having hosted 84,977,012 fans since 1973, "The K" with its signature look, has proudly stood the test of time.

In 2019, the Royals replaced the original foul poles that had stood at the ballpark since the first game in 1973. Netting was also extended to cover the entirety of foul territory.

The Royals drew over 2 million fans to the park three seasons in a row (2015-17), something that hadn't been accomplished in three-straight years since the club did it in seven consecutive seasons, from 1985-91. "The K" has played host to two World Series and an All-Star Game over the past nine seasons.

After years of planning and design, the Royals unveiled an exciting \$250 million renovation of this true Kansas City landmark prior to the 2009 season. Visitors enjoy an improved Kauffman Stadium experience with unsurpassed amenities and state-of-the-art technology that touches each and every fan entering the park.

At the end of 2020, updates were made to the video board, making it the tallest LED video display in baseball. The display will now show 3.5 million pixels allowing more contrast and a clearer picture.

Upon entering, fans have a chance to explore the stadium via a 360-degree expanded concourse while still keeping tabs on the action on the field. With 74 concession stands and 67 restroom facilities, time spent away from their seats is limited.

Fans who want a field level view of the action can sit in the CommunityAmerica Crown Club, behind home plate, or in one of four field-level suites, located down the line from both the home and visiting dugouts.

Introduced in 2016, Craft & Draft featuring Boulevard Brewing Company is a unique approach to the social experience of baseball located in the left field corner of The K on the Loge Level. The area replaced the former 390 Bar and Grill. The dining area provides 24 beers on tap and 50 bottled beers as well as a menu that takes a handcrafted approach to gastro pub fare with an emphasis on fresh and local ingredients.

The Outfield Experience provides the fans with entertainment for all ages. In addition, the views of the field are spectacular and give fans several photographic locations to watch a game. Unveiled in 2012 was the largest in-stadium solar array in MLB as part of an energy partnership with Evergy. At the time, the array was the largest in MLB. The 120 panels on the Outfield Experience canopy provide approximately 36,000 kWh of renewable energy each year.

The renovation also created the Outfield Box seats in left-center field, which sit directly behind the outfield wall and in front of the world-famous fountains. Those seats hug

the newly renovated Miller Lite Fountain Bar, which is built on the old JumboTron base. The expanded area offer a variety of unique amenities, including two group areas, lawn/taillgate games, and photo opportunities.

In front of the fountains in left-center are the Sonic Slam seats. Right-center field offers a "standing room only" area between the outfield wall and the fountains, called the Pepsi Party Porch. This area is most popular on hot summer days and nights since, at times, they are in the "splash zone" of the iconic fountains.

The left-field area is home to the 7,000-square foot Royals Hall of Fame, presented by Commerce Bank, which opened in 2009. The Hall of Fame features numerous exciting and interactive exhibits as well as memorabilia that will delight Royals fans. Prior to the 2021 season, the digital board on the Hall of Fame was upgraded, making it five times taller than the board that was previously there.

Behind the Hall of Fame, fans will find the kids area complete with the Price Chopper Little K with a field turf surface. In addition, there is state-of-the-art batting and pitching cages, the New Era Cap Store, five holes of mini-golf at the Sluggerrrr's Putt-Putt, a Royals-themed carousel, the base run, and several kids-friendly food options, including Belfonte's Ice Cream Shop.

Also in left field is the set for the Royals' official pre- and post-game show, Royals Live on Bally Sports Kansas City. Throughout the season, broadcasters Joel Goldberg and Jeff Montgomery will host shows from this set.

Fans move along the outfield "Walk of Fame" toward Sweet Baby Rays BBQ and the Rivals restaurant in right field, which boasts Baseline Bar and the Blue Moon Taproom, which features specialty beers that can only be found at Kauffman Stadium, or at the Blue Moon Brewery in Colorado. Next to Rivals you will find the Price Chopper Patio which offers a unique view of the game for groups of 40-60 people located just above the iconic Kauffman Stadium Fountains.

The third level, or ground level of the stadium, features wider concourses, fan amenities, the Konica Minolta Diamond Club premium seating area, and a 5,000-square foot retail store. On the third base side of the Konica Minolta Diamond Club, the Craft Cocktail Bar, presented by Kansas City's own Restless Spirits Distilling Company, offers a variety of innovative and refreshing cocktails to both the Konica Minolta Diamond Club members as well as fans on the main concourse.

The Loge Level has several suite options to fit any budget while the View Level (upper deck) has been completely renovated to include wider concourses, a food court, new concessions, new restrooms, and a retail store.

With the innovative renovations, Kauffman Stadium has become a breathtaking fusion of energetic surroundings and an intimate place to watch Royals Baseball.



STADIUM GROUND RULES

👉 Batted ball striking the silver vertical railing closest to the bullpen on the seating area safety fencing on top of the left field or right field corner wall and bounding into the stands or bullpen: Out of Play.

Ball in flight: Home Run.

Bouncing ball: Rule Book Double.

👉 Batted ball striking any other portion of the outfield wall below the top horizontal railing and bounding into the stands or bullpen: Rule Book Double.


KAUFFMAN STADIUM (CONT.)

KAUFFMAN STADIUM QUICK FACTS

Seating Capacity	37,903
Starting Times	
Day Games	1:10 p.m./3:10 p.m.
Night Games	7:10 p.m.
Saturday Night Games	6:10 p.m.
Doubleheaders	TBA
(Complete Schedule on Back Cover)	

Outfield Distances

Left Field	330 feet
Center Field	387
Right-Center	410
Right-Field	387
Right Field	330
Height of Fence	8 feet



THE HISTORY OF KAUFFMAN STADIUM

Opened as Royals Stadium on April 10, 1973, Kauffman is recognized throughout baseball as one of the game's most beautiful ballparks. Since then, many exciting games have been contested, including the 1973 and 2012 All-Star Games, three no-hitters, and playoff games in 1976, '77, '78, '80, '81, '84, '85, 2014 and '15, with 13 World Series games in 1980, 1985, 2014, and 2015. The facility was officially renamed in honor of Ewing M. Kauffman in a ceremony at the stadium on July 2, 1993.

Before the 2004 season, the outfield fences in the gaps and in straight-away center field were moved back 10 feet to their original dimensions of 387 and 410, respectively, making Kauffman Stadium one of the most spacious parks in Major League Baseball. In addition, the warning track was changed to a natural surface, and the height of the fence is now at eight feet. The fences were moved in 10 feet from bullpen to bullpen prior to the 1995 season and lowered from 12 feet to nine feet. Also at that time, a grass playing field replaced the artificial surface at Kauffman Stadium.

Kauffman Stadium's unique features include a a 322-foot wide water spectacular. The water spectacular is the largest privately funded fountain in the world. In keeping with the architecture of the stadium, the existing water spectacular featuring cascading water now extends near the left field corner.

Prior to the 1999 campaign, additional field level seating, known as "Crown Seats" and four dugout suites were added.

The renaming of the stadium was appropriate in that it was the strength and integrity of Ewing M. Kauffman's ownership that provided the cornerstone for the Royals success. Kauffman purchased the club as an expansion franchise in 1968 with the primary and continuous motivation of providing winning Major League Baseball for Kansas Citians.

Kauffman founded Marion Laboratories in his mother's basement and built it into a diversified health care company. "Mr. K" also gave much personal attention to the Kansas City community, an important philosophy that was ingrained into the Royals' organization and still remains today.

Among the awards Mr. Kauffman won for his leadership include the Kansas City Press Club's 1973 Man of the Year, an induction into the Missouri Sports Hall of Fame and being named one of 20 finalists for enshrinement in the Baseball Hall of Fame in 2008. Mr. K passed away on August 1, 1993.



Ewing Kauffman

KAUFFMAN STADIUM PRE-GAME SCHEDULE

	7:10 Game	6:10 Game	3:10 Game	1:10 Game
Royals BP	4:30-5:25 p.m.	3:30-4:25 p.m.	12:30-1:25 p.m.	10:30-11:25 a.m.
Visitors BP	5:30-6:25 p.m.	4:30-5:25 p.m.	1:30-2:25 p.m.	11:30 a.m.-12:25 p.m.
Grounds Crew	6:30-6:55 p.m.	5:30-5:55 p.m.	2:30-2:55 p.m.	12:30-12:55 p.m.
Play Ball	7:10 p.m.	6:10 p.m.	3:10 p.m.	1:10 p.m.

COMMUNITY IMPACT

ROYALS CHARITIES

Created in 2001, Royals Charities supports children, education, youth baseball/softball field renovations, and military families in the greater Kansas City area and Midwest. In 2020, the charity created the Royals Respond Fund, which assisted with those facing food insecurity due to the COVID-19 pandemic. Since its inception, the charity has donated more than \$18 million to local organizations. To raise funds, Royals Charities offers programs and hosts events including Diamond of Dreams, Royals Run, the Broadcast Auction, and the Royals Charities Celebrity Golf Tournament. For more information, visit royals.com/royalscharities.



ROYALS CHARITIES

Fans who want to support Royals Charities and their mission can do so at royals.com/community.



GRANTS/ROYALTY FIELDS

Royals Charities offers general grant funding to nonprofit organizations that support children, education, or military families in Kansas City. In addition, Royals Charities provides financial support to help improve baseball and softball fields across a seven-state region in the Midwest. Grant applications are accepted and can be submitted by Oct. 1 at royals.com/grants and royals.com/royaltyfields.



50/50 RAFFLE



EDELMAN & THOMPSON

The Royals Charities 50/50 Raffle presented by Edelman & Thompson is an opportunity in which one lucky fan can win big at each homestand. Fans can play in stadium as well as online. One winning ticket is selected with the winner taking home half of the evening's net proceeds. The other half is donated to Royals Charities. More information can be found at royals.com/5050.



ON SOCIAL MEDIA

-  facebook.com/royalscharities
-  [@royalscharities](https://twitter.com/royalscharities)
-  [@royals_charities](https://instagram.com/royals_charities)
-  royals.com/royalscharities


COMMUNITY IMPACT (CONT.)

KANSAS CITY URBAN YOUTH ACADEMY

Empowering Kansas City's youth through baseball and softball, as well as academic and social opportunities, to be the leaders of tomorrow.



Located in the historical 18th & Vine District, the Academy's purpose is to provide Kansas City's urban youth with a dual opportunity: to develop into high character members of society and learn the skills of baseball and softball. The UYA educates participants on what it means to be a "Major League citizen" on and off the field, while surrounding them with coaches, mentors, and role models. The vision of the Academy is to become the epicenter for youth baseball and softball throughout the Midwest.



Since opening in 2018, the Academy has hosted more than 34,000 youths, plus their families. All Academy programming is free and includes after-school and educational programs, baseball and softball camps/clinics, STEM-based courses, and health and wellness programs. The Academy has welcomed youth from nearly every corner in the greater Kansas City metro area, hosting at least one young person from nearly 90% of zip codes within a 25-mile radius of the facility.

In 2020, and in response to COVID-19, the Distance Learning Program was created for high school students primarily living in underserved communities. With many school districts in the greater Kansas City area transitioning to virtual models, this program created a safe learning environment for students to complete their schoolwork and access healthy physical activities.

The Academy is always looking for support such as donations and volunteers. To learn more, visit www.mlb.com/kcuya or call 816-207-4118.

KANSAS CITY ROYALS ALUMNI ASSOCIATION



The purpose of the Kansas City Royals Alumni Association is to promote the game of baseball, the Kansas City Royals organization, and to maintain the visibility of its members in the community. Throughout the year, Royals Alumni donate their time to help raise money for the foundation to help area families in need. The two largest fundraising events are the Royals Alumni Batting Practices at Kauffman Stadium and the Royals Alumni Fantasy Camp located in Surprise, Arizona. The Royals Alumni Association is made up of former players, managers, trainers, and coaches.

CHAIRMAN & CEO JOHN SHERMAN



JOHN SHERMAN

CHAIRMAN AND CEO

On August 30, 2019, John J. Sherman reached an agreement to purchase the Kansas City Royals from the Glass family, officially becoming the franchise's third owner on November 25, 2019. Having lived in Kansas City for over 40 years, Mr. Sherman has been an entrepreneur, civic leader, and philanthropist who is extensively involved in the business, civic, and philanthropic communities in the region.

Prior to his purchase of the Royals, Mr. Sherman served as a Vice Chairman and minority ownership partner of the Cleveland Indians, beginning on August 19, 2016. During his three-plus seasons with Cleveland, he was active in the management of the ball club and was also active on Major League Baseball's Audit Committee.

He has been responsible for establishing two successful businesses in Kansas City. His first startup, LPG Services Group, grew rapidly and merged with Dynergy (NYSE: DYN) in 1996. Mr. Sherman later founded Inergy L.P., which went public in 2001. He led Inergy through a period of tremendous growth, merging it with Crestwood Holdings in 2013, and continues to serve on the board of (now) Crestwood Equity Partners (NYSE: CEQP).

Mr. Sherman was recognized as an Ernst & Young Entrepreneur of the Year in 2002 and later inducted into the 2014 inaugural class of the University of Missouri-Kansas City (UMKC) Bloch School of Business Entrepreneurs Hall of Fame with a group that included Ewing Kauffman – the original owner of the Royals – and Lamar Hunt, a founder of the American Football League (AFL) and original owner of the Kansas City Chiefs.

John and his wife, Marny, reside in Kansas City, Missouri. The couple is active in numerous charitable efforts with heavy involvement in educational opportunities for the underserved. He is a past Chair of the Board of Directors for both the Civic Council of Greater Kansas City and The Truman Presidential Library Institute. He currently sits on the Board of Directors for the Civic Council, UMKC Foundation and Teach for America Kansas City, while also serving as a trustee of the Kauffman Foundation and the National World War I Museum.

Mr. Sherman earned his degree from nearby Ottawa University (Kan.), where he played quarterback for the Braves' football team.





BROOKS SHERMAN

SR. VICE PRESIDENT-CHIEF OPERATING OFFICER

R. Brooks Sherman, Jr. (no relation to Mr. John Sherman) serves as the Sr. Vice President-Chief Operating Officer overseeing business operations and administration. Brooks also serves in a financial advisory role with Royal Blue Equity, LLC, the entity comprised of the Kansas City-based investment group formed to purchase the Kansas City Royals. He served in a similar capacity from 2016-19 as part of John Sherman's minority ownership in the Cleveland Indians.

From December 2000 to June 2013, Brooks served as Chief Financial Officer, and ultimately President, of Inergy, L.P. and its affiliates, including two additional publicly traded Master Limited Partnerships. Prior to its merger with Crestwood Midstream Partners, L.P. in 2013, Inergy had achieved total enterprise value of nearly \$5 billion through its ownership and management of growth oriented natural gas storage and transportation infrastructure and retail propane distribution businesses. He began his career as a CPA in public accounting with KPMG and Ernst & Young before spending 17 years in executive accounting and finance roles with publicly-traded finance and energy companies.

Brooks earned his Bachelor of Science degree in accounting from Missouri State University in 1988.

He and his wife, Carol, live in Leawood, Kansas, and have three sons: Nick, Alex & Hank.



SARAH TOURVILLE

SR. VICE PRESIDENT-CHIEF REVENUE & INNOVATION OFFICER

Sarah Tourville is in her second season with the Royals, serving as the Sr. Vice President-Chief Revenue and Innovation Officer. In her role, she oversees the revenue, creative/content, marketing and community impact teams.

Prior to taking the job with Kansas City, Tourville worked with sports media companies Fox Sports and ESPN for 20 years. She most recently worked for Fox, creating and managing the Brand Partnership Team. Her team was responsible for developing innovative and unique content offerings to support a business plan of \$2 billion. She also led the strategic planning and collaboration for each of Fox's major sports partnerships, including the NFL, MLB, college football and basketball, FIFA and NASCAR. She was tasked with aligning the technology initiatives to brands and monetizing Fox's initiatives, which included developing and championing a digital strategy connecting content to Facebook, Twitter, Instagram and Snapchat.

Tourville also spent 13 years with ESPN, overseeing the Midwest National office in Chicago. At ESPN, she was responsible for managing a team of 40+ people with a revenue goal of \$350 million across ESPN networks, digital, mobile, audio and print properties. She also engaged with the top few hundred brands, connecting their objectives to ESPN's content.

Her 20+ years in the sports industry has provided opportunities across media, marketing, content development and distribution as well as public relations/communications. Tourville has managed significant revenue partnerships and been successful due to focus on strategic planning and the ability to innovate and anticipate trends and change.

A native of St. Louis, Missouri, Tourville graduated from Miami University (Ohio). She has two children: Lilly (13) and Ben (11) and when she is not attending their own sporting games she is likely traveling with them, cooking or working out.

Tourville also serves on the Board for The Service Bureau, The St. Louis Sports Commission as well as several committees related to her children's school and sports.

KANSAS CITY ROYALS INVESTMENT GROUP

John Sherman, Chairman and CEO

Brooks Sherman
Sr. VP-Chief Operating Officer

Paul Edgerley
Co-Founder-VantEdge Partners

Bill Gautreaux
MLP Holdings

Carl Hughes
Hughes Sports, LLC

Terry Matlack
Co-Founder-VantEdge Partners

Paul & Jonalee McLaughlin
PJM Baseball, LLC

The Dunn Family and JE Dunn

The Lockton Family

The Michael & Marlys Haverty Family

Mike Trigg
Royal Gratitude, LLC

Peter & Veronica Mallouk
President-Creative Planning

Glenn Goldstein, M.D.
Seventh Inning Stretch, LP

Patrick Mahomes

Rob Kaplan

PlayBallKC LLC

Mariner Kemper,
UMB Financial Corporation
w/ the Kemper Family

Alan Atterbury,
Blue Note, LLC
J.B. Hebenstreit,
Don Wagner
The Bradley Family

Eric Stonestreet

Karen L. Daniel

Jay A. Pack
Pack Family Partnership

Kent McCarthy
Founder-Jayhawk Capital Management

Mark Demetree
MCD Investments LLC

Dan Dees
Goldman Sachs



DAYTON MOORE

SR. VP-BASEBALL OPERATIONS/GENERAL MANAGER

Dayton Moore is in his 15th full season with the Kansas City Royals in 2021 after being named Sr. Vice President-Baseball Operations/General Manager on May 30, 2006. He officially assumed his duties, becoming the sixth general manager in franchise history, on June 8, 2006.

From day one, the goal Moore set out to accomplish was bringing a World Championship back to Kansas City, a dream that was brought to fruition in 2015. The Royals bested the New York Mets in five games to win the franchise's first World Series in 30 years. The club became just the fourth since 1997 to reach the World Series in back-to-back seasons after falling to the San Francisco Giants in the 2014 Fall Classic.

Despite a 2020 season that was shortened by the COVID-19 pandemic, Kansas City continued to make strides. Under first-year manager Mike Matheny, the Royals enjoyed a strong finish to the season, going 12-6 in their final 18 games, with series wins over playoff clubs, Cleveland and St. Louis. KC's final month of the season was highlighted by outstanding performances from young homegrown talent, fueling optimism for the 2021 campaign.

Moore's tenure in Kansas City has been one of the most successful runs in franchise history as the Royals have boasted 18 *Rawlings* Gold Glove Awards, 28 All-Star Game selections, six Silver Sluggers and a Cy Young Award winner. Since he took over as general manager in 2006, no Major League club has earned more *Rawlings* Gold Gloves, while KC's run of 10-straight years with at least one Gold Glove winner is the longest active streak in the American League and second longest in the Majors, behind Colorado's 11.

ROYALS GENERAL MANAGERS	
Cedric Tillis	1969-74
Joe Burke	1974-81
John Scheurholz	1981-90
Herk Robinson	1990-2000
Allard Baird	2000-06
Dayton Moore	2006-present

The 2015 season was one for the ages as Kansas City stormed to their first AL Central Division title, winning an American League-best 95 games, their highest total since 1980. The club became just the second in Major League history to improve its win total in six-straight seasons. Along the way, the Royals set records in attendance, drawing 2.7 million fans to their 81 home games; local television viewership, recording an MLB-best 12.3 household rating during the 2015 season; and All-Star Game selections, sending seven players to the Midsummer Classic, which included four players who were selected as starters.

Moore has received several accolades over the last seven years, being named to the Kansas Baseball Hall of Fame and the Kansan of the Year in 2014. He has also been tabbed "Executive of the Year" by Major League Baseball (GIBBY Awards) in both 2014 and 2015 and earned the same distinction from the Kansas City Sports Commission in 2015. He was also recognized by the Boys & Girls Club with the John J. "Buck" O'Neil Diamond MVP Award as well as the Negro League Baseball Museum's Rube Foster Award for A.L. Executive of the Year in 2016.

In 2016, Moore had the honor of being the featured speaker at the National Prayer Breakfast Leadership Luncheon in Washington, D.C. The National Prayer Breakfast is a series of meetings, luncheons and dinners, established in 1953 under Kansas native, President Dwight D. Eisenhower.

Under the direction of Moore, the Kansas City MLB Urban Youth Academy officially opened in 2017. While being viewed as a model for youth baseball and softball development, the \$21M facility is a center for character development and educational advancement for our Community's urban youth. Using a focused intent on treating the Academy as an extension of the Royals minor league system, Moore's vision of providing kids the opportunity to develop "The Royals Way" is also fostering a culture that eliminates economic and social barriers in the City.

A leader in the Kansas City community, Moore is also a regular speaker at numerous community events each year. In 2013, Moore started the "C" You In The Major Leagues Foundation to support youth baseball, education, families in crisis and faith-based programs and organizations. The foundation's mission is to provide hope and support to children and families in crisis, while reaching, teaching and developing future character-driven leaders.

In 2018, "C" You In The Major Leagues, under Moore's guidance, launched the C-10 Mentoring & Leadership program. The purpose of C-10 is to bring together a select group of high school students from urban, suburban and rural Kansas City and provide them with one-on-one mentoring, life and job-skill development, leadership lessons, service opportunities, and post-high school scholarships. Twenty-seven different students have been a part of the C-10 program. Additionally, since its inception, "C" You In The Major Leagues has granted over \$1,000,000 to more than 60 organizations. Some of the organizations that have benefitted from "C" You In The Major Leagues are the City Union Mission, Higher M-Pact, the Jewish Community Center, and Turn the Page KC. Following the 2014 season, Moore wrote a book, "More Than a Season" (updated in 2016), with all of the author proceeds going to "C" You In The Major Leagues.

Most recently, Moore founded Unite KC where he serves as President of the Board of Directors. His passion for people, unity and raising the next generation sparked a conversation among leaders in Kansas City. That conversation led to the birth of Unite KC, a grassroots, faith-based movement committed to taking action to pursue racial reconciliation in the greater Kansas City area.

Moore, a native of Wichita, Kansas, brought an impressive resume to the Royals in 2006, having previously worked for the Atlanta Braves' organization during their run of 14-straight division titles.

With Atlanta, Moore served three years as Director of Player Personnel, beginning in 2002. He originally joined the Braves' organization as an area scouting supervisor and was promoted to the front office in August, 1996 as an assistant in the baseball operations department.

Before joining the Braves, Moore served as an assistant baseball coach at his alma mater, George Mason University (1990-94). He received a bachelor's degree (1989) and a master's degree (1992) from GMU.

Moore and his wife, Marianne, reside in Leawood, Kansas, and have two daughters, Ashley and Avery, and a son, Robert. Robert is a sophomore at the University of Arkansas and a member of the Razorbacks' baseball team.

ROYALS OFFICERS



GEORGE BRETT

VP-BASEBALL OPERATIONS

George Brett is in his 28th season as the Royals' Vice President-Baseball Operations, continuing his long-time association with the organization. The 67-year-old Hall of Famer, who was selected by the Royals in the second round of the 1971 June Free Agent Draft, spent his entire big league playing career in Kansas City before moving into the front office following his retirement in 1993.

During the 2013 season, Brett took on the role of interim hitting coach, being named to the position on May 30. He served in that capacity until July 25, when he resumed his role as Vice President-Baseball Operations and Pedro Grifol was named full-time hitting coach.

Brett was inducted into Baseball's Hall of Fame in July of 1999 after receiving 98 percent of the votes, the eighth-highest mark in history. He played 21 seasons for the Royals, collecting 3,154 hits, three batting titles (1976, 1980 and 1990) and a Most Valuable Player Award (1980). The Royals retired Brett's number 5 and inducted him into the club's Hall of Fame on May 14, 1994.

Brett is involved in numerous charitable causes as well as several enterprises. He and his brothers own Brett Brothers Sports International which manufactures bats, gloves and other baseball equipment. Brett Brothers also own interest in several professional teams.

In 2018, Brett led a group of Royals alumni to visit U.S. troops in the Middle East as part of Fox Sports Kansas City's "This One's For You" broadcast.

George and his wife, Leslie, have three sons: Jackson, Dylan and Robin.



MIKE BUCEK

VP-MARKETING & BUSINESS DEVELOPMENT

Michael Bucek is in his 12th season as the Royals' Vice President-Marketing & Business Development. He oversees Royals marketing and branding, ticket sales and service, corporate partnerships, digital platforms, radio broadcast sales and in-game entertainment. The focus of Royals marketing will be to continue to build the Royals brand across the region and expand the Club's reach through enhanced partnership activations, events both

in and outside the ballpark and branded content across Royals social media platforms. A special focus will be on developing more young and diverse Royals fans.

Prior to joining the Royals in 2009, Bucek spent five years with the NHL's Phoenix Coyotes where he was the club's Executive Vice President/Chief Marketing Officer. During Bucek's tenure, the Coyotes marketing department created numerous initiatives designed to grow the sport of hockey in a non-traditional market and received several prestigious awards, including the NHL's Best Member Club Marketing Campaign.

Bucek spent two years with the Indy Racing League where he served as Vice President of Sales and Business Development. In this capacity, Bucek was responsible for managing corporate sales, fulfillment, and business development for the IndyCar Series.

Bucek also previously was with the Milwaukee Brewers as Vice President of Ballpark Development for six seasons. He negotiated the naming rights and concessions agreements for Miller Park as well as primary sponsorship and broadcast rights agreements. He supervised suites sales and represented the franchise through the ballpark design process. Bucek developed new branding for the Brewers and for the 2002 MLB All-Star Game in conjunction with Major League Baseball. Bucek was the liaison to the City of Phoenix throughout the development of Maryvale Baseball Park and managed the club's spring training operations.

He served as the Director of Marketing and Broadcasting for the Chicago White Sox for seven years. He was responsible for corporate sales and fulfillment, marketing, promotions, broadcasting and game entertainment. He negotiated sponsorship and broadcast agreements for the White Sox and created new branding for the franchise, producing unprecedented licensed product sales in the early 1990's.

Bucek's career in sports started in the Pacific Coast League with the San Francisco Giants Triple-A affiliate, the Phoenix Firebirds, from 1985 to 1988. While with the Firebirds, he was responsible for the Club's business operations and Oakland Athletics spring training operations.

Bucek and his wife Sharon live in Lenexa, Kansas, and have three children: Tyler, Ali and Rachel.

ROYALS OFFICERS (CONT.)



RENE FRANCISCO

VP/ASST. GM-MAJOR LEAGUE & INTERNATIONAL OPS

Rene Francisco is in his 15th season with the Royals and seventh as the club's Vice President/Assistant General Manager-Major League and International Operations. He was named Special Assistant to the General Manager/International Operations on Aug. 13, 2006 and promoted to Assistant GM/International Operations on Nov. 2, 2012. He was appointed to his current role on Jan. 5, 2015.

Francisco joined the Royals after working for the Atlanta Braves as Director of International Scouting in 2005. He returned to Atlanta after spending three years with the Los Angeles Dodgers as the Director of International Scouting. He initially joined the Braves in 1993 as an international scout, a position he held for three seasons before he was promoted to an Area Coordinator (Florida) during the 1998 season. He was the team's International Coordinator for Latin America from 2000-02.

He attended and played baseball at Indian River State College and Jacksonville University before being drafted in the 38th round by the Chicago Cubs in 1989. An outfielder, Francisco played two seasons in the minors before joining Palm Beach Community College as a coach.

He and his wife, Claudia, reside in Wellington, Florida. Their son, Diego, was selected by the Royals in the 40th round of the 2014 Draft.



DAVID LAVERENTZ

VP-FINANCE & ADMINISTRATION

David Laverentz is in his 13th year in Kansas City, after joining the club in 2009 as the Vice President-Finance & Administration. As the Royals' Chief Financial Officer, he oversees all financial aspects of the organization including payroll, capital planning, budgeting, financial reporting, and cash management. In addition, Laverentz oversees Information Technology, Human Resources and Ticket

Operations for the Royals.

Prior to joining the Royals, Laverentz was a sr. manager in the audit practice of the Big Four accounting firm KPMG and also worked for 15 years in the banking industry. He currently serves as Treasurer for two Kansas City charities, Royals Charities and Kansas City Urban Youth Academy.

He has a bachelor's degree from Kansas State University and has a master's degree in accountancy from the University of Missouri Kansas City. Laverentz is a member of the American Institute of Certified Public Accountants and is a licensed CPA.

He resides in Leawood, Kansas, with his wife, Delois, and their children, Daniel and Matthew.

ROYALS OFFICERS (CONT.)



J.J. PICOLLO

VP/ASST. GM-PLAYER PERSONNEL

J.J. Piccolo is in his seventh season as the club's Vice President/Assistant General Manager-Player Personnel. He was promoted to his current position on Jan. 5, 2015. He previously served as the Royals' Assistant General Manager-Scouting & Player Development, a role he held since 2008. Piccolo joined Kansas City's Baseball Operations Department on Aug. 13, 2006 as Director of Player Development.

He came to the Royals after serving as the Director of Minor League Operations for the Atlanta Braves beginning in 2005 and had been with the organization since 1999. Prior to his promotion as Director of Minor League Operations, Piccolo served as the Assistant Director of Player Development after working as an Area Scouting Supervisor for Virginia, Maryland, Delaware, West Virginia, Pennsylvania, New Jersey and Washington D.C.

Before joining the Braves in 1999, Piccolo served as Recruiting Coordinator and Hitting/Catching Instructor for five years, three at George Mason University and two at The George Washington University. He was drafted on two occasions by the Cincinnati Reds (1989 and 1993) and eventually signed with the New York Yankees after his senior year at GMU in 1994. He played his first two years of college baseball at North Carolina State University. He earned his bachelor's degree in communications at GMU and his master's degree in sports administration from The George Washington University.

He and his wife, Nicole, reside in Leawood, Kansas, with their three children: Michael, Ryan and Lauren.



SCOTT SHARP

VP/ASSISTANT GM

Scott Sharp is in his 15th season in the Royals' front office and fourth as the Vice President/Assistant General Manager. He was named to his current role on Jan. 7, 2018. He has previously served as the Director of Player Development from 2013-14 and Assistant General Manager-Baseball Operations from 2015-17. He joined the organization on Sept. 28, 2006 as Assistant Director of Player Development and was promoted to Director of Minor League Operations on Aug. 1, 2008.

He joined the Royals after serving as an area scout for eight seasons with three Major League clubs. He was most recently with the Texas Rangers where he worked as an area scout for two years and was responsible for North Carolina, South Carolina and Georgia. Prior to joining Texas, he was an area scout for Pittsburgh for two seasons (2003-04) and the Los Angeles Dodgers for four years (1999-2002). He was named the Dodgers' Scout of the Year in 2000.

Sharp began his professional career as a 25th-round selection of the Cincinnati Reds in 1994. He was a catcher in the Reds' system through the 1997 season.

He earned his bachelor's degree in accounting from The George Washington University, where he played four seasons as an infielder, catcher and pitcher.

A native of Baltimore, Maryland, he currently resides in Lee's Summit, Missouri, with his wife, Kim and sons, Hayden and Myers.

ROYALS OFFICERS (CONT.)



MIKE SWANSON

VP-COMMUNICATIONS & BROADCASTING

In his 43rd season of Major League Baseball in 2021, this is Mike's 15th year as the Royals' Vice President-Communications & Broadcasting. Known as "Swanee" throughout the industry, he has had the good fortune to work in the front office for a World Series Champion in each league. He returned to Kansas City prior to the 2007 season after nine years with the Arizona Diamondbacks, where he was the Sr. Director of Public Relations, a stint that included a World Series title in 2001.

In 2002, Swanson earned the prestigious Robert O. Fishel Award for Public Relations Excellence. The award, named after the long-time baseball executive, goes to the "Active, non-uniformed representative of Major League Baseball whose ethics, character, dedication, service, professionalism and humanitarianism best represents the standards propounded by Robert O. Fishel." He has spoken on four occasions at the Major League Baseball Rookie Career Development Program in Leesburg, Va., becoming the first club PR representative to serve on a panel in the 27-year history of the program. Swanee served as the Public Relations liaison for the MLB All-Star squad that played an eight-game series in Japan in November, 2000.

He was also the PR liaison for the 2013 World Baseball Classic champion Dominican Republic squad and acted in the same role during the 2017 tournament.

Prior to his start-up role with Arizona, Swanee had a similar experience with the Colorado Rockies, joining their staff in 1992 as the Public Relations Director, a year before they played their first game. He also worked in the PR department with the San Diego Padres for seven seasons.

Though baseball is his passion, Swanee has had the opportunity to work in other sports. His mother, the late Betty Swanson, worked for both the Kansas City Athletics and Chiefs over a 36-year span, with the younger Swanson tagging along and working in the equipment rooms of both franchises.

Around his baseball career, Swanee served as a television statistician, starting in 1977 with the late-Keith Jackson on college football and evolving into stints with Monday Night Football, and the sharing of booth space with some of the top announcers in sports. The University of Kansas alum has worked six Final Fours, six Super Bowls, four NFC Championship Games, five Sugar Bowls, six Cotton Bowls, three Fiesta Bowls, the 2007 BCS Title Game, 23 Maui Invitationals and the Battle 4 Atlantis tournament in 2018.

A 1972 graduate of nearby Raytown High School, Swanson was inducted into the Raytown School District Hall of Fame in 2016. He and his wife, Renee, have a daughter, Rachel, who is a graduate of KU, and reside in Lee's Summit, Missouri.

ROBERT O. FISHEL AWARD WINNERS

Year	Winner (Club/Affiliation)	Year	Winner (Club/Affiliation)	Year	Winner (Club/Affiliation)
1981	Robert O. Fishel (AL)	1995	Howard Starkman (Blue Jays)	2009	Patrick Courtney (MLB)
1982	Robert W. Brown (Orioles)	1996	Bill Guilfoile (MLB)	2010	Jay Alves (Rockies)
1983	Larry Shenk (Phillies)	1997	Dick Bresciani (Red Sox)	2011	Jim Trdinich (Pirates)
1984	Arthur "Red" Davidson (Angels)	1998	Jay Horowitz (Mets)	2012	Staci Slaughter (Giants)
1985	Jim Ferguson (Reds)	1999	Bob DiBiasio (Indians)	2013	Tim Hevly (Mariners)
1986	Fred Claire (Dodgers)	2000	Tim Mead (Angels)	2014	Jason Zillo (Yankees)
1987	Jim Toomey (Cardinals)	2001	Rob Matwick (Astros)	2015	Brian Bartow (Cardinals)
1988	Tom Mee (Twins)	2002	Mike Swanson (Diamondbacks)	2016	Bart Swain (Indians)
1989	Donald Davidson (Astros)	2003	Rick Vaughn (Devil Rays)	2017	Gene Dias (Astros)
1990	Ned Colletti (Cubs)	2004	Jeff Idelson (Hall of Fame)	2018	Josh Rawitch (Diamondbacks)
1991	Phyllis K. Merhige (A.L.)	2005	Randy Adamack (Mariners)	2019	Tyler Barnes (Brewers)
1992	Richard Griffin (Expos)	2006	Rob Butcher (Reds)	2020	Dustin Morse (Twins)
1993	John Blake (Rangers)	2007	Rich Levin (MLB)		
1994	Kate Feeney (N.L.)	2008	Scott Reifert (White Sox)		

ROYALS OFFICERS (CONT.)



KYLE VENA

VP-COMMUNITY IMPACT

Kyle Vena is in his 26th season with the Royals and first as the Vice President-Community Impact. Vena's primary responsibility is to maximize the Club's engagement in the community by uniting the power of the Royals brand, the foundational investments of Royals Charities, and the educational and athletic programs provided by the Kansas City MLB Urban Youth Academy and the Royals Hall of Fame. Vena is also leading the Club's priority of growing the games of baseball and softball while supporting internal departments with opportunities to strengthen the relationships between our players, partners and fans.

In addition, Vena serves as a Director on the Boards of Royals Charities and the Kansas City MLB Urban Youth Academy and is also a member of the University of Missouri-Kansas City Board of Trustees.

Vena began his Royals career in 1996 as a Kauffman Stadium usher before moving to the field as a bat boy. In 2001, he began assisting the Royals' clubhouse manager in day-to-day operations and, in 2006, transitioned to the Front Office as the Baseball Operations Intern. Over the next 14 seasons, Vena held a variety of Baseball Operations roles including: Baseball Operations Assistant (2006-2010); Assistant, Player Development and Scouting (2011-2012); Assistant Director of Player Development (2013-2014); Director, Baseball Administration (2015-2017); and most recently, the Sr. Director-Baseball Operations/Administration (2018-2020).

Vena graduated from the University of Missouri-Kansas City School of Law in December, 2005 before passing the Missouri Bar Exam in February, 2006. He received a bachelor's degree in sports management from the University of Kansas in 2002. While attending the University of Kansas, he served as the student assistant coach for the Jayhawks baseball team.

Vena and his wife, Kasey, reside in Kansas City, Missouri, with their children, Peyton, Owen and Luke.





LONNIE GOLDBERG

ASSISTANT GM-AMATEUR SCOUTING

Lonnie Goldberg is in his 14th season with the Royals and third in his role as the Assistant GM-Amateur Scouting. He previously served as the club's Director of Scouting for eight years and was the Director of Baseball Operations for three seasons.

Goldberg spent the previous six seasons in Atlanta as an area scout and, most recently, as a national scouting supervisor. As an area scout, he covered various territories including Canada and the Northeast. He also has scouted the junior college ranks extensively.

The Fairfax, Va., native was a 27th-round selection by the Texas Rangers in 1993 following a standout career at George Mason. At GMU, he played for Royals' Sr. VP-Baseball Operations/General Manager Dayton Moore and with Royals' VP/Assistant GM-Player Personnel J.J. Picollo. An infielder, Goldberg played three seasons in the minors with Texas before playing in both the Independent Leagues and overseas in Taiwan.

He ended his playing career in 2000 in the Rockies' system before managing the Yuma Bullfrogs in the Independent Western League in 2001.

He and his wife, Blythe, son, Jaxon, and daughter, Jaden, reside in Overland Park, Kansas.



ALBERT GONZALEZ

ASSISTANT GM-INTERNATIONAL OPERATIONS

Albert Gonzalez is in his fourth season as Assistant General Manager-International Operations, returning to the Royals after spending the previous 12 seasons as the Miami Marlins' Director of International Operations. In his role, Gonzalez oversees all parts of international operations, including scouting, player development and operation of the club's Dominican Academy.

Gonzalez started his career in the Royals' organization in 1993 as an associate scout, before being promoted to part-time scout and area supervisor by then-Scouting Director, Art Stewart. Gonzalez spent his last seven seasons in Kansas City (1999-2005) as Latin American Scouting and Player Development Coordinator, overseeing the scouting of professional winter leagues in Venezuela and the Dominican Republic and served as a territorial scout in South Florida.

He was born in Miami and grew up in Hialeah, Florida, graduating from Nova Southeastern University in Fort Lauderdale, Florida, in 1995. Gonzalez and his wife, Heather, reside in Coral Springs, Florida, with their daughters, Shelby and Amanda.



DANIEL MACK

ASSISTANT GM-RESEARCH & DEVELOPMENT

Dr. Daniel Mack is in his third season as Assistant General Manager-Research & Development and his ninth season with the Royals overall. He was named to his current position on Jan. 31, 2019 after serving as the Sr. Director-Quantitative Analysis/Amateur Scouting and Director-Baseball Analytics/Research Science previously. Mack oversees the Quantitative Analysis staff to assist with research and development across all areas of Baseball Operations with a focus on amateur scouting.

Prior to accepting the job with Kansas City, Mack obtained a doctorate in computer science from Vanderbilt University. At Vanderbilt, Mack's dissertation focused on Machine Learning and Anomaly Detection. While pursuing his doctorate, Mack worked as a research assistant at the Institute for Software Integrated Systems where he and his research group won the NASA Associate Administrator Award for Technology and Innovation for work combining machine learning with fault diagnosis.

He was also a teaching assistant while completing his master's degree in computer science with a concentration in machine learning at Columbia University in New York. Mack graduated with a bachelor's degree in computer science from the University of Notre Dame in 2006.

A native of Reno, Nevada, he resides in Kansas City, Missouri.



JIN WONG

ASSISTANT GM-BASEBALL ADMINISTRATION

Jin Wong is in his 22nd season in the Royals' organization and seventh as Assistant General Manager-Baseball Administration after being promoted on Jan. 5, 2015. He joined the Royals as Scouting Operations Coordinator in 2000, was promoted to Manager of Scouting Operations in 2001, Manager of Baseball Operations in 2002, Director of Baseball Operations in 2004 and Director of Baseball Administration in 2006.

Wong assists General Manager Dayton Moore in strategic planning as it relates to contract negotiations, salary arbitration matters and roster management. His responsibilities also include the interpretation and application of the Basic Agreement and Major League rules, budgetary procedure for Baseball Operations and oversight of the club's video coordination for the Major League team.

He came to Kansas City from Richmond, Virginia, former Triple-A affiliate of the Atlanta Braves, where he was the Group Sales Manager. Prior to joining Richmond, he worked for Atlanta as a Baseball Operations Trainee in 1997.

Wong received a Bachelor's of Science degree in business administration from the University of Mary Washington in Fredericksburg, Virginia, in 1997. While at Mary Washington, he was a Division III All-American in baseball in 1996. He resides in Overland Park, Kansas, with his wife, Libby and sons, Kai and Tate.

BASEBALL OPERATIONS (CONT.)



RAFAEL BELLIARD

SPECIAL ASSISTANT TO THE GM

Rafael Belliard is in his eighth year with the Royals. He returns to his role as Special Assistant to the General Manager this season, a role he previously served in from 2014-19. Belliard served as the Major League infield coach during the 2020 season.

Belliard served as Detroit's infield coach from 2006-13 and was the first base coach in 2013. He was a roving minor league infield instructor with Atlanta from 2000-05.

An infielder, Belliard played 20 seasons of professional baseball, including 17 at the Major League level. He played on eight division-winning clubs with Pittsburgh and Atlanta, including the World Series champion Braves club in 1995.

Rafael resides in Boca Raton, Florida, with his wife Leonora. The couple has one son, Kevin.



BLAINE BOYER

SPECIAL ASST. TO BASEBALL OPS./LEADERSHIP DEVELOPMENT

Blaine Boyer is in his third year in the Royals front office, serving as a Special Assistant to Baseball Operations/Leadership Development. In his role, he works on special assignment projects throughout the organization.

Boyer retired as a player after the 2018 season, when he pitched in 21 games with the Royals. In his 12-year big league career, the right-hander pitched for Atlanta (2005-2009), St. Louis (2009), Arizona (2009), the Mets (2011), San Diego (2014), Minnesota (2015), Milwaukee (2016), Boston (2017) and the Royals (2018). In 2008, he finished ninth in the National League, making 76 appearances with the Braves.

A native of Atlanta, Georgia, Boyer resides in Alpharetta, Georgia, with his wife, Ginsey and children, Levi, Benaiah and Mary Cora.



CHINO CADAHIA

SPECIAL ASSISTANT TO THE GM/PLAYER DEVELOPMENT

Chino Cadahia is in his 45th season in professional baseball and 11th with the Royals. He is in his second season as a Special Assistant to the General Manager/Player Development.

He spent the previous six seasons as a Sr. Coordinator-Player Development, while he was an Advisor to Player Development in 2014. Cadahia served as the Royals' bench coach at the Major League level in 2012-13 and was a Special Assistant to Player Development in 2011.

Prior to his tenure with the Royals, Cadahia spent 15 seasons in the Braves' organization, including four as the bench coach for the Major League club (2007-10). He started with the Braves in 1996 as the roving catching coordinator and was named minor league field coordinator in 1997. He also spent 12 seasons in the Texas Rangers' minor league system as a pitching coach and manager.

Cadahia was drafted by the Philadelphia Phillies out of Miami-Dade Community College. He played in the minors from 1977 to 1983 for the Phillies and Minnesota Twins.

Born in Havana, Cuba, Cadahia resides in Peoria, Arizona, with his daughter, Lauren.



TIM CONROY

SPECIAL ASSISTANT TO THE GM

Tim Conroy is in his 10th season with the Royals after being hired as a Special Assistant to the General Manager on Oct. 18, 2011.

Conroy, who was a 2020 inductee into the Mid-Atlantic Scouts Association Hall of Fame, came to Kansas City from the Atlanta Braves' organization, where he held the position of Special Assistant to the General Manager/Major League scout, beginning in 2004. He served the Braves as a national scouting supervisor (2001-02) and a national cross-checker (2003-04). Prior to his time in the Atlanta organization, Conroy worked as an area scout and an East Coast regional supervisor with the St. Louis Cardinals from 1994-2000.

A first-round selection of the Oakland Athletics in 1978, Conroy pitched in the Majors with the A's (1978, 1982-85) and Cardinals (1986-87). He and his wife, Michele, reside in Monroeville, Pennsylvania, and have three children: TJ, Jenna and Brooke.



JIM FREGOSI JR.

SPECIAL ASSISTANT TO THE GM

Jim Fregosi Jr. is in his 10th season with the Royals after joining the club on Oct. 18, 2011 as a Special Assistant to the General Manager.

Fregosi, Jr. spent 17 years with the Philadelphia Phillies' organization, the last three (2009-11) as a Major League scout. He initially joined the Phillies as an area scout in 1992 after completing a six-year minor league playing career. He also scouted for the Colorado Rockies from 1999-2000 before returning to the Phillies in 2001.

He attended the University of New Mexico, where he was named a first-team All-American as well as the Western Athletic Conference Player of the Year in 1985. Fregosi, Jr. was selected by the St. Louis Cardinals in the second round (42nd overall) of the 1985 Draft.

The son of former Major League manager, the late Jim Fregosi, Fregosi, Jr., was born in Inglewood, Calif., and now resides in Murrieta, California, with his wife, Mary, and their children: Jimmy, Katelyn and Joey.

BASEBALL OPERATIONS (CONT.)



GENE LAMONT

SR. ADVISOR TO THE GM/BASEBALL OPERATIONS

Gene Lamont is in his fourth season in the Royals' front office and his 57th overall in professional baseball. The former Major League manager was hired as a Sr. Advisor to the General Manager/Baseball Operations on Jan. 16, 2018.

Lamont previously served as a member of the Detroit Tigers' coaching staff for 12 seasons as the third base coach (2006-12) and bench coach (2013-17) under both Jim Leyland and Brad Ausmus. His Major League career also includes managerial stops with the Chicago White Sox (1992-95) and Pittsburgh Pirates (1997-2000), where he compiled a 553-562 overall record. He guided the White Sox to the American League West title in 1993 and was named AL Manager of the Year that season. He has also held big league coaching titles with Pittsburgh (1986-91, 1996), Boston (2001) and Houston (2002-04), serving as third base coach at each stop.

Lamont began his managerial career in the Royals' organization with Class-A Fort Myers (Fla.) in 1978, before managing at Jacksonville (1980-83) and Omaha (1984-85).

He was originally selected by Detroit in the first round of the 1965 Draft and played 13 seasons of pro baseball, including 12 in the Tigers' organization. He reached the big leagues in 1970 and played in parts of five Major League seasons (1970-72, 1974-75).

A native of Kirkland, Illinois, Lamont and his wife, Melody, reside in Sarasota, Florida, during the offseason. The couple has two adult children: Melissa and Wade.



TOM McNAMARA

SPECIAL ASSISTANT TO THE GM

Tom McNamara joined the Royals organization this offseason as a Special Assistant to the General Manager, bringing with him 26 years of professional scouting experience. He was most recently with the Seattle Mariners organization, serving as a Special Assistant to the General Manager for the last five seasons (2016-

2020), and was also the Mariners Director of Amateur Scouting (2008-16).

He oversaw eight Mariners drafts (2009-16), which produced 46 Major League players, including Kyle Seager (2009), James Paxton (2010), Mike Zunino and Edwin Díaz (2012) and Kyle Lewis (2016). He was the recipient of the 2015 A.B. "Turk" Karam Award, as voted on by New York City area scouts. McNamara was previously an area scout for Seattle (1994-2000), mostly covering the Northeast. He also had stints with Milwaukee (2001-02, 2008) and San Diego (2003-07) in different scouting roles. McNamara signed several Major League players, including All-Star first baseman Prince Fielder.

He signed with the Mariners as a non-drafted free agent in 1988 and played one season in the Northwest League for the Bellingham Mariners. Following his playing career, he spent three years as a baseball coach at Rockland Community College in Suffern, N.Y.

McNamara graduated from Dominican College in Blauvelt, New York, with a bachelor's degree in humanities. As a center fielder, he set the New York State College record for most stolen bases in a season with 71 in 1988. He is a member of the Rockland Community College and Dominican College Athletic Hall of Fame.

A native of Pearl River, New York, McNamara has a son, Martin, and resides in Haverstraw, New York.

BASEBALL OPERATIONS (CONT.)



LOUIE MEDINA

SPECIAL ASSISTANT TO THE GM/PLAYER PERSONNEL

Louie Medina is in his 21st year in the Royals' organization and 14th as Special Assistant to the General Manager/Player Personnel. He also spent three seasons as a professional scout. Medina was awarded the Royals' Art Stewart Scout of the Year Award in 2009.

Medina joined the Royals after spending five years as an area supervisor for the Arizona Diamondbacks. Before scouting for the Diamondbacks, he enjoyed an 11-year playing career that began in the Cleveland Indians' organization as a first baseman and outfielder. After seven years with the Indians, he played one season in the Royals' organization at Omaha. He completed his playing career in Japan, playing for Hiroshima from 1993-95.

He was elected to the Colorado Springs Sky Sox Hall of Fame in 1992, while he was also named to the Colorado Springs Sports Hall of Fame in 2013.

Medina, a member of the 2008 Summer Olympic Baseball selection committee and the 2009 World Baseball Classic selection committee, graduated from Warren High School in Downey, Calif. He attended and played baseball at Cerritos Junior College in Norwalk, California for two years and then Arizona State University for two years. He currently resides in Gold Canyon, Ariz., with his wife, Carla, and triplets: Arianna, Chloe and Garrett.



REGGIE SANDERS

SPECIAL ASST. TO BASEBALL OPS/LEADERSHIP DEVELOPMENT

Reggie Sanders is in his fifth season in the Royals' organization, joining as a Special Advisor-Baseball Operations in 2017. In his role, he works on special assignment projects throughout the club's minor league system and serves as a coach during Spring Training.

In 2018, Sanders traveled with a group of Royals alumni to the Middle East to visit American troops serving overseas as part of Fox Sports Kansas City's "This One's For You" broadcasts.

A 1995 All-Star, 2001 World Series Champion and three-time National League Champion, Sanders wrapped up his playing career with the Royals in 2007, retiring after 17 big league seasons with eight different organizations, including two in Kansas City (2006-07). He finished with a .267 career batting average with 341 doubles, 305 homers and 983 RBI. During his time with the Royals he became the 5th player in Major League History to Achieve 300 HR / 300 SB. During his All-Star season, he batted .306 with 36 doubles, 28 homers and 99 RBI with the Cincinnati Reds, finishing sixth in MVP voting that year.

A native of Florence, South Carolina, Sanders resides in Myrtle Beach, South Carolina, with his wife, Wyndee. The couple has four daughters, Cody, Carrigan, Carson and Cooper and one grandson, Campton.

BASEBALL OPERATIONS (CONT.)



ART STEWART

SR. ADVISOR TO THE GM

The longest-tenured associate in the organization, Art Stewart is in his 52nd season with the Royals, 69th in professional baseball and 19th as the Sr. Advisor to the General Manager. Stewart was inducted as the 23rd member of the Royals Hall of Fame as well as the Professional Scouts Hall of Fame in 2008. He was also the

2007 winner of the Roland Hemond Award for long-time service in scouting and player development. Stewart has held the position of Sr. Special Assistant to the General Manager since 1997 after serving as the Director of Scouting since 1984.

In 2016, Stewart was inducted into the Missouri Sports Hall of Fame at a ceremony in Springfield, Missouri. The previous year, he received the "Legends in Scouting" Award in Los Angeles, California, at the Professional Baseball Scouts Foundation's annual dinner.

During his tenure as Director of Scouting, the Royals were named Major League Baseball Organization of the Year by *USA Today* in 1984, *Baseball America* in 1994, and Topps, Inc. in 1984-85 and 1994-95. Stewart drafted more than 70 players who have reached the Major Leagues, including Bo Jackson, Royals Hall of Famers Kevin Appier and Mike Sweeney as well as Brian McRae, Johnny Damon, Joe Randa and Carlos Beltrán. He was a 22-year member on the Major League Scouting Bureau Board of Directors.

Stewart has played a major role in the origination of the Royals Dominican program, helping the club start the Salcedo Academy in the Dominican Republic. He was recognized in 1998 when the former Royals Academy building was named in his honor.

Before joining the Royals front office, he spent 16 years covering the Midwest as a Royals scout. He began his career in professional baseball in 1953 as a territorial scout for the New York Yankees and was the Midwest Scouting Supervisor from 1958-69.

Stewart has received numerous awards during his 68 years in baseball, including the Ewing M. Kauffman Scouting Award in 1970 and 1983. In 1998 he received an award for "Long Meritorious Service to Baseball" from colleagues and the Topps Company. He received the Bing Devine Executive of the Year Award at the second St. Louis Major League Scouts Hall of Fame Banquet in 1998 and was named "Mister Baseball" at the 29th Kansas City Royals Awards Banquet in January of 1999.

Stewart was honored prior to the 2002 season at the Pitch and Hit Club of Chicago's 56th Annual Dinner with the prestigious Baseball Excellence Award, given for meritorious service to the game of baseball.

In 2008, he received the Midwest Scout of the Year Award from the Scout of the Year Foundation. Also in 2008, the Royals honored Stewart by renaming the Surprise, Arizona observation tower overlooking four fields, The Art Stewart Tower.

Stewart resides in Racine, Wisconsin, with his wife, Rosemary. He has one daughter, Dawn, and two grandsons, David and Mark. In 2014, Stewart co-authored *The Art of Scouting - Seven Decades of Chasing Hopes and Dreams in Major League Baseball*.



Art Stewart is congratulated during his Royals Hall of Fame induction ceremony in 2008.



MIKE SWEENEY

SPECIAL ASST. TO BASEBALL OPS/LEADERSHIP DEVELOPMENT

Mike Sweeney is in his eighth season as part of the Royals' front office after rejoining the organization on Feb. 7, 2014, being named a Special Assistant-Baseball Operations.

He spent 13 of his 16 Major League seasons in Kansas City (1995-2007), batting .299 and belting 197 home runs with the Royals. His standout seasons included 2000, when he knocked in 144 runs and 2002 when he batted .340, second highest in club history to George Brett's .390 in 1980. He also served as KC's team captain from 2003-07.

Sweeney was elected to the Royals Hall of Fame on Feb. 25, 2015 and was officially inducted on Aug. 15 that season. He was a five-time All-Star (2000-03, 2005), and is one of five Royals to be selected to five All-Star Games or more. He was also named Royals Player of the Year three times and ranks among the top six in 17 different offensive categories.

He was selected by the Royals in the 10th round of the 1991 First-Year Player Draft after graduating from Ontario (Calif.) High School.

In 2018, Sweeney led a group of Royals alumni to visit U.S. troops in the Middle East as part of Fox Sports Kansas City's "This One's For You" broadcast.

Sweeney resides in San Diego, California, with his wife, Shara, sons Michael, Donovan and Ryan (born October 2019) and daughters, McKara, Fiona and Quinn.



DONNIE WILLIAMS

SR. ADVISOR TO THE GM

Donnie Williams is in his 15th season with the Royals, serving as Sr. Advisor to the General Manager after previously working as a Major League Scout for the Tampa Bay Devil Rays, beginning in 1996. In 2003, Williams was named Midwest Scout of the Year. He is no stranger to Royals' General Manager Dayton Moore's philosophy of developing young talent, as he worked with the Braves as a scout from 1981-96. He joined the Braves as an area supervisor and regional cross-checker in 1981 and was promoted to Major League scout in 1987, a position he held through 1996.

Williams also worked for the San Diego Padres from 1969 to 1980. He joined the organization in 1969 as part of the franchise's original group of scouts and served as an area scout, cross-checker and minor league coordinator. He was also a Major League coach for the Padres from 1977-80, serving as first base coach, third base coach and bench coach during those four seasons.

Williams signed with the Brooklyn Dodgers in 1956 at the age of 17 out of high school as a shortstop and spent 10 years in the system, capped by a 1967 season as player/coach. He resides in Paragould, Arkansas, with his wife, Marianne. They have three children: Jamie, Tom and Briget.

BASEBALL OPERATIONS (CONT.)



MICHAEL CIFUENTES

DIRECTOR-PROFESSIONAL SCOUTING

Michael Cifuentes is in his fourth year as a Director-Professional Scouting and seventh overall with the Royals, serving as an Analytics Intern in 2015 and Assistant to Baseball Operations in 2016 and 2017. In his current role, Cifuentes communicates with the professional scouting staff about players and assignments while maintaining duties in the Research and Development department.

He joined the Royals prior to the 2015 season after serving as an Advance Scout Trainee for the Washington Nationals in 2012 and a Player Development Intern with the New York Mets in 2011.

Cifuentes was a four-year letter winner at Wesleyan University (CT), where he served as the team's co-captain during his senior season, while he was named the Most Improved Player as a sophomore. He graduated from Wesleyan with a Bachelor of Arts degree in economics in 2010 and from Texas A&M with a Master of Science degree in applied statistics in 2017.

A native of College Station, Texas, Cifuentes currently resides in Parkville, Missouri, with his wife Lauren and son, Dawson.



MALCOM CULVER

ASSISTANT DIRECTOR-BASEBALL OPERATIONS

Malcom Culver is in his third year in the Royals' front office and first serving as the Assistant Director-Baseball Operations.

Culver played 10 seasons in the Royals' minor league system after being selected in the eighth round of the 2008 Draft out of Palmdale High School (Calif.). He was selected as a pitcher, but converted to the infield for the 2009-10 seasons. He moved back to the mound in 2011, and remained a pitcher through his career, which ended after 32 relief appearances with the Omaha Storm Chasers in 2017.

His father, Lanell, was Cincinnati's second-round pick in the 1981 Draft, and spent four seasons (1981-84) as an outfielder in the Reds' organization.

A native of Panorama City, California, Culver resides in Kansas City with his wife, Deanna and sons, Nathanael and Caden.



JEFF DISKIN

DIRECTOR-PROFESSIONAL DEVELOPMENT

Jeff Diskin begins his eighth full season with the Royals and third as the Director-Professional Development. He previously served as Coordinator-Cultural Development from 2013-18. In his role, Diskin will expand on what the Royals have been doing at their Dominican Academy by increasing educational opportunities for all players in the United States. These professional development opportunities will be intended to help the players on and off the playing field. Beginning in 2021, Diskin started working with the Community Impact department exploring ways to grow the games of baseball and softball and to educate players and coaches in both sports.

He joined the Royals after working at the Pembroke Hill School in Kansas City, Missouri. Diskin previously taught English and worked as the assistant director of athletics at Pembroke. He continues to serve the school as the varsity baseball coach. He also taught in Thailand following the 2004 tsunami and on the island of Saipan during the 1998-99 school year.

Diskin earned his master's degree in business administration from Pittsburg (Kan.) State University and his bachelor's degree in English Literature from Baker University in Baldwin City, Kansas. He resides in Kansas City, Kansas.



AUSTIN DRIGGERS

SR. DIRECTOR, PERFORMANCE SCIENCE

Austin Driggers is in his ninth year with the Royals and second as the Sr. Director-Performance Science. He previously served as the Sports Science Coordinator for three years (2017-19) and as a minor league strength and conditioning coach for four seasons.

He joined the Royals in 2013 from East Tennessee State University, where he earned his master's degree in sport physiology and performance, while serving as a sport scientist and strength and conditioning coach for the baseball team, and research assistant for the Center of Excellence in Sport Science and Coach Education. Driggers' career began as a sport physiology and strength and conditioning intern at the U.S. Olympic Training Center in Lake Placid, New York. He holds a bachelor's degree in applied health science from Wheaton College, where he played baseball and football, and is currently working towards his Ph.D. in health and human performance.

A native of Abilene, Texas, he currently resides in Overland Park, Kansas, with his wife, Jillian and children, Rylan and Madelyn.



PAUL GIBSON

DIRECTOR OF PITCHING PERFORMANCE

Paul Gibson is in his 11th season with the Royals and second as the Director of Pitching Performance. He previously served the club as a national supervisor in the scouting department (2011-18) as well as a Special Assistant to the General Manager/Pitching Advisor last year.

He is in his 35th year in professional baseball, which includes a 19-year playing career. He pitched in the Majors for the Detroit Tigers (1988-91), New York Mets (1992-93) and New York Yankees (1993-96).

After retiring as a player in 1996, he coached at Center Moriches (N.Y.) High School, leading the program to a 149-26 record with two Long Island championships. Gibson began his scouting career in 2006 as an Area Supervisor in the Northeast with the Braves. He was hired by the Mariners in 2009 as Eastern Cross-Checker before joining the Royals in the fall of 2010.

Gibson resides in Center Moriches, New York with his wife Carla. They have two sons, Paul and Glenn, a granddaughter, Harper, and two grandsons, Tanner and Jayce.

BASEBALL OPERATIONS (CONT.)



MELISSA LAMBERT

ASSISTANT DIRECTOR-BEHAVIORAL SCIENCE

Melissa Lambert is in her second season with the Royals, serving as the club's Assistant Director of Behavioral Science. In her role, Lambert assists with the development and implementation of a mental skills curriculum and provides evidence-based mental performance work with players and staff.

She previously served as an EAP and mental skills coach with the Los Angeles Dodgers in 2019, performing similar duties as her current role. Prior to getting into baseball, Lambert was a mental health therapist and specialized in working with student-athletes. She was also a program director for an intensive child and adolescent therapy program in Connecticut, a youth sports coach and a consultant for Athletes Acceleration on child development and performance psychology. She is certified in Therapeutic Crisis Intervention Training as a trainer through Cornell University and is a licensed professional counselor in the states of Connecticut and Arizona.

Lambert received her Master's of Education in clinical mental health counseling from Springfield College (Mass.) in 2009. She also has a bachelor's degree in psychology from Eastern Connecticut State. While at ECSU, she was an all-conference defender on the Warriors' soccer team (2004-07) and was also named All-New England and an Outstanding Scholar Athlete.

A native of Montville, Connecticut, Lambert currently resides in Litchfield Park, Arizona.



NICK LETO

MANAGER-ARIZONA OPERATIONS

Nick Leto is in his 14th full season as the Manager-Arizona Operations. In his role, Leto works closely with player development, as well as amateur and international scouting, assisting daily operations, including minor league travel coordination. He manages the Royals' Surprise, Arizona complex, while also providing support for amateur and international scouting. During his time with the organization, he has fulfilled some international scouting assignments.

Prior to joining the Royals, he worked as a minor league equipment manager in the Atlanta Braves' organization from 2003-2007. He also served as a clubhouse assistant for the Detroit Tigers from 1999-2003. Leto worked for the MLB European Academy in Italy in 2006 and 2007 and served as an American League clubhouse assistant at the 2005 All-Star Game in Detroit and the 2012 game in Kansas City.

He received a bachelor's degree in business administration from Central Michigan University, where he worked in different capacities with the CMU football program from 1998-2002.

Leto resides in Surprise, Arizona, with his wife, Christine, daughters, Olivia and Alexandra and dog, Augie.



KRISTIN LOCK

ASST. TO BASEBALL OPERATIONS/ADMINISTRATION

Kristin Lock is in her third season as the Assistant to Baseball Operations/Administration and her fifth overall with the Royals. She previously served as the Community Relations/Royals Charities Intern in 2017 and as a Baseball Operations Intern in 2018. In her current role, she assists in all aspects of Baseball Operations and administration as well as with the First-Year Player Draft.

Lock was a four-year starter on the University of Northern Iowa softball team (2012-16), helping the Panthers win the Missouri Valley Conference championship in 2013. She received her Bachelor of Arts degree from UNI in business management in 2016.

She is a graduate of St. James Academy in Lenexa, Kansas, and resides in Kansas City, Missouri.

BASEBALL OPERATIONS (CONT.)



RYAN MAID

DIRECTOR-BEHAVIORAL SCIENCE

Ryan Maid is in his fourth season with the Royals as the Director-Behavioral Science. He joined the organization in 2017 after spending two years with the Atlanta Braves as the Director of Performance Psychology.

Maid previously worked as a Navy Psychologist for seven years, serving as the Command Psychologist for Naval Special Warfare Training Command (2013-17) and as the Officer in Charge of the Operational Stress Control and Readiness program for the Sixth Marine Regiment (2011-13). He originally joined the Navy in 2010 through a postdoctoral fellowship program and was honorably discharged as a Lieutenant Commander in March of 2017.

He earned his bachelor's degree in psychology with a minor in coaching from the University of Central Missouri in 2004. Maid furthered his education at the Forest Institute of Professional Psychology in Springfield, Missouri, earning a master's and a doctorate in clinical psychology in 2006 and 2008, respectively.

Born in Independence, Missouri, Ryan, his wife, Erica, and son, Mason reside in Kansas City, Missouri.



MITCH MAIER

DIRECTOR-BASEBALL OPERATIONS

Mitch Maier is in his second season as the Royals' Director-Baseball Operations, after serving on the Major League coaching staff the previous two seasons. In his role, he oversees all aspects of the Baseball Operations department.

Maier served as the Royals' first base coach during the 2018 and 2019 seasons and also worked with the club's outfielders and baserunners. He also served in that role on an interim basis at the end of the 2017 season. In his two full seasons on the coaching staff, outfielder Alex Gordon was awarded consecutive *Rawlings* Gold Gloves, while KC also recorded 117 stolen bases each year, ranking second in the Majors in 2019.

He was originally selected by the Royals in the first round (30th overall) of the 2003 First-Year Player Draft and made his Major League debut on Sept. 23, 2006. An outfielder, he played in parts of six seasons with Kansas City, playing in 359 career games. He spent all but one professional season in the Royals' organization, appearing in 31 games with the Pawtucket Red Sox (AAA) in 2013.

Maier attended the University of Toledo, where he was a three-time All-MAC selection and a 2003 first-team All-America honoree. He completed his collegiate career holding the school records for batting average (.414), hits (238), doubles (42), RBI (147) and total bases (370).

A native of Novi, Michigan, Maier resides in Stilwell, Kansas, with his wife, Karrie and children: Avalynne, Preston and Stella.

BASEBALL OPERATIONS (CONT.)



MATT MARASCO

SR. DIRECTOR-LEADERSHIP & CULTURAL DEVELOPMENT

Matt Marasco is in his fourth season as a full-time member of the Royals' front office, serving as the Sr. Director - Leadership & Cultural Development. In this role, he serves Baseball and Business Operations with the goal of empowering leaders for impact on and off the field. The Leadership Development department provides an intentional process, effective programming, and a qualified leadership community to produce transformation in the character and competencies of people. He also coordinates Baseball Chapel at every level within the organization, ensuring that it remains an interdenominational program that is inclusive for all who choose to participate.

Matt has previously worked with the Royals as the team's Chaplain through Baseball Chapel and pastored in Kansas City for seven years. In 2014, he led the launching of a congregation. Prior to vocational ministry and leadership, he worked in the fields of exercise science and corporate wellness.

He received a Bachelor of Science in health promotion from Emporia State University in 2008. A native of Wichita, Kan., Matt and his wife, Jenn, reside in Kansas City, with their sons, Titus and Bram and daughters, Mabeline and Lottie.



JACK MONAHAN

COORDINATOR-SCOUTING OPERATIONS

Jack Monahan is in his 12th year with the Royals' organization and fifth as the Coordinator-Scouting Operations. In his position, he works closely with Assistant General Manager/Amateur Scouting, Lonnie Goldberg and assists in all aspects of the Amateur Scouting Department. Monahan had previously served as an Assistant to Amateur Scouting from 2013-16 and was the Baseball Operations Intern from 2011-12. He began with the organization as a minor league video intern with Northwest Arkansas in 2010.

An Overland Park, Kansas, native, and Shawnee Mission South graduate, Monahan earned his bachelor's degree in psychology from Dartmouth College in 2009. While at Dartmouth, he was a catcher with the baseball team for four seasons and captained the 2009 Ivy League Championship squad.

He resides in Overland Park, with his wife, Liz, daughter, Blake and son, Wes.



DANNY ONTIVEROS

ASSISTANT DIRECTOR-SCOUTING

Danny Ontiveros is in his fifth season as the Assistant Director of Scouting and 15th in the Royals' organization. In his role, he assists in the day to day operations of the amateur scouting department. He has previously served as an area scout, west coast supervisor and national cross checker during his time with the Royals.

His scouting career includes stints with the St. Louis Cardinals (1998-2004) and Chicago White Sox (2005-2007).

The 2008 Art Stewart Scout of the Year played baseball at Santa Ana College, where he was teammates with former Royal Bob Hamelin. He finished his collegiate career at Sacramento State.

Ontiveros currently resides in Laguna Niguel, California, with his wife Julie, and daughter Casey.

BASEBALL OPERATIONS (CONT.)



EMILY PENNING

EXECUTIVE ASSISTANT TO THE GM

Emily Penning is in her 14th season with the Royals and her ninth as Executive Assistant to Sr. VP-Baseball Operations/General Manager Dayton Moore. Penning joined the Royals as Administrative Assistant to Baseball Operations in 2008 after previously working for the Atlanta Braves' organization, where she was the Human

Resources Coordinator from 2004-08.

Prior to working for the Braves, Penning worked at Turner Broadcasting System, Inc., as the Turner Temp Coordinator. Before moving to Atlanta, Penning lived in her hometown of Springfield, Illinois, and her work experience included positions within the Ameren Corporation and the United States Secret Service.

Penning attended Southern Illinois University and Lincoln Land Community College. She resides in Kansas City, Missouri.



NICK RELIC

MANAGER-MINOR LEAGUE OPERATIONS

Nick Relic is in his second season as the Manager-Minor League Operations and his 11th season with the Royals overall. He previously served as the club's Assistant to Player Development/Video Coordinator, Minor League Video Coordinator, and Baseball Operations intern. In his current role, Relic works with the Player

Development department to assist in all day to day operations for the Minor League System.

Relic first began working for the Royals as an intern in the video department at Omaha (AAA) in 2011. He also spent one year as the Arizona Operations intern in Surprise, Arizona. Prior to that, he was an intern with the independent Kansas City T-Bones for two seasons.

A native of Shawnee, Kansas, Relic graduated from Shawnee Mission North High School and earned a bachelor's degree in business administration from Kansas State University, while he held a minor in economics.

He and his wife, Megan, reside in Leawood, Kansas with their son, Jackson, and dog, Chester.



JOSEPH SAN DIEGO

BASEBALL SYSTEMS DEVELOPER

Joseph San Diego is in his fifth season as the Royals' Baseball Systems Developer. In his position, he collaborates with the baseball operations staff to create and improve internal analysis and informational tools.

Prior to joining the organization, San Diego served as a Sr. Staff Engineer in QA Automation at Palo Alto Networks in Santa Clara, California. While there, he built automated tools for the QA team to ensure all enterprise security products were of the highest quality before being delivered to thousands of customers worldwide.

San Diego graduated from Cal Poly-San Luis Obispo in 2011 with a bachelor's degree in computer engineering. He resides in Blue Springs, Missouri, with his wife, Lisa.

BASEBALL OPERATIONS (CONT.)



PRAVIN SANTHANAM

ANALYST, RESEARCH & DEVELOPMENT/PERFORMANCE SCIENCE

Pravin Santhanam is in his fourth year as an Analyst, Research & Development/Performance Science, after being hired in June 2018. In his role, he assists with quantitative analysis and research projects to aid all aspects of the Baseball Operations department.

Santhanam joined the club after completing Bachelor of Science degrees in applied math & statistics and economics at Stony Brook University in Stony Brook, New York, in 2018. He completed his undergraduate work as a University Scholar. Santhanam is currently working towards a Master's degree in analytics through online coursework at Georgia Tech University.

A native of Yorktown Heights, New York, Santhanam currently lives in Kansas City.



DANIEL SCHOENFELD

ANALYST, RESEARCH & DEVELOPMENT/PLAYER DEVELOPMENT

Daniel Schoenfeld is in his sixth season with the Royals and third as an Analyst in Research & Development/Player Development. In his role, he assists all aspects of Baseball Operations, with primary focus on Player Development. He previously served as an assistant to quantitative analysis in 2018 and a baseball analytics intern during the 2016 and 2017 seasons.

Schoenfeld graduated from Colby College (Maine) in 2018 with a degree in economics, while he minored in statistics. He pitched for the Mules for four seasons, going 6-1 in 55 appearances during his collegiate career. While at Colby, he served as a Colby Cares About Kids mentor and was the co-founder of the Baseball Analytics Club.

A native of Evanston, Illinois, Schoenfeld graduated from Evanston Township High School. He currently resides in Kansas City.



JENNY SEGELKE

BASEBALL SYSTEMS DEVELOPER

Jenny Segelke is in her third year with the Royals, serving as the Baseball Systems Developer. She joined the club in March 2019. In her role, she builds software to automate the importing of data from several sources and collaborates with the Baseball Operations staff to develop applications used to help evaluate prospects, track player development and prepare for opponents.

She previously served as a Sr. Software Engineer for DST Systems in Kansas City from 2008-19.

Segelke received her bachelor's degree in mathematics from Benedictine College (Kan.) in 2008. While at Benedictine, she was a catcher on the Ravens' softball team for four seasons (2004-08).

A native of Lawson, Missouri, Segelke currently resides in Kearney, Missouri, with her husband, Tim, and dogs Duke and Winnie.

BASEBALL OPERATIONS (CONT.)



ROB SORGE

ASSISTANT TO RESEARCH & DEVELOPMENT

Rob Sorge is in his second season with the Royals and his first as an Assistant to Research & Development. In his current role, he assists with all aspects of Baseball Operations, with a primary focus on Amateur Scouting. He previously served as the Research & Development intern during the 2020 season.

Before joining the Royals, he worked for the Atlanta Braves in Player Development as a Minor League Video & Information intern during the 2019 season. Prior to working in baseball, he began his career in finance at JP Morgan in New York.

Sorge graduated from Villanova University in 2017 with a Bachelor of Business Administration degree, double majoring in economics and business analytics. A native of Garden City, New York, Sorge graduated from Chaminade High School. He currently resides in Kansas City, Missouri.



GUY STEVENS

SR. DIRECTOR-RESEARCH & DEVELOPMENT/STRATEGY

Guy Stevens is in his ninth season in the Royals' organization and third as the Sr. Director-Research & Development/Strategy. In his role, he leads quantitative research efforts in support of the Baseball Operations department, while working closely with Baseball Administration staff on strategic planning.

He has previously served as a Director-Baseball Administration/Quantitative Analysis and a Coordinator and Assistant to Baseball Analytics, as well as an intern in the department.

Stevens spent part of the 2012 season with the New York Mets, working as a summer intern in their Baseball Operations department.

Stevens graduated from Pomona College in Claremont, California, in 2013, where he was a double major in mathematics and economics. He pitched at Pomona for four seasons, earning all-league honors in 2012. He was a member of the Israeli National Baseball Team from 2010 to 2015, when he retired as a player.

A native of Lafayette, California, Stevens currently lives in Kansas City, Missouri with his wife, Sarah.



PAUL TURNER

SR. DEVELOPER-BASEBALL SYSTEMS

Paul Turner is in his fifth season with the Royals as the Sr. Developer of Baseball Systems. His primary responsibilities include building software to automate the importing of data from several sources as well as developing applications used to help evaluate prospects, track player development and prepare for opponents.

Turner came to Kansas City after working at Indiana University as a Sr. Developer in the Kelley School of Business. He received a Master's of Science degree from IU in computer science in 2013, while he graduated from DePauw University (Indiana) with a bachelor's degree in philosophy in 2008.

A native of Columbus, Indiana, Turner resides in Kansas City, Missouri.

BASEBALL OPERATIONS (CONT.)



JOHN WAGLE

DIRECTOR-PERFORMANCE SCIENCE/PLAYER DEVELOPMENT

John Wagle enters his second season as the Director-Performance Science/Player Development. He was the Royals' minor league strength & conditioning coordinator in 2019.

Prior to joining the organization, he spent three years pursuing his PhD in sport physiology and performance at East Tennessee State University, which he completed in May of 2019. Before that, he was the Director of Sport Performance at DePaul University.

Wagle also holds a master's in exercise science from Western Illinois University, an MBA from Loyola University in Chicago and a bachelor's degree in physics from Augustana College. He is a registered strength and conditioning coach and a certified strength and conditioning specialist.

Wagle resides in Surprise, Arizona.



ALEC ZUMWALT

DIRECTOR-HITTING PERFORMANCE/PLAYER DEVELOPMENT

Alec Zumwalt is in his 10th season with the Royals and his second serving as the Director-Hitting Performance/Player Development. In his role, he coordinates with the performance science and strength & conditioning departments to direct and improve the training methods, production and performance of the Royals minor league hitters. He also works alongside the Research & Development Department to help

refine processes and procedures for evaluating hitting performance. Alec also works in the front office in Kansas City with player development, alongside J.J. Picollo.

He previously served as Director-Baseball Operations/Player Development & Scouting during the 2018 and 2019 seasons. Prior to that role, Alec was the Royals Major League advance scout from 2013 to 2017. He was originally hired in the fall of 2011 as a pro scout. In 2015 Alec was awarded the Kansas City Royals Art Stewart Scout of the Year Award for his efforts during the championship season, playoffs and World Series.

Zumwalt was originally committed to the University of North Carolina at Chapel Hill before being drafted in 1999 by the Atlanta Braves in the fourth round out of East Forsyth High School (Kernersville, NC). He went on to play 10 Minor League seasons as an outfielder and pitcher with Atlanta, Tampa Bay, Milwaukee and Oakland.

Alec, his amazing wife Kristen, four sons, Xander (15), Brooks (13), Keelan (11), Trace (8) and daughter Kaia (4), reside in Lee's Summit, Missouri.

ORGANIZATION OF THE YEAR

In 1982, Baseball America began recognizing an overall organization of the year, for outstanding performance during the season with the team, coach, general manager and organizational package taken as a whole. The Royals have been honored twice, including most recently in 2014.

Year	Club	Year	Club	Year	Club
1982	Oakland Athletics	1996	Atlanta Braves	2010	San Francisco Giants
1983	New York Mets	1997	Detroit Tigers	2011	St. Louis Cardinals
1984	New York Mets	1998	New York Yankees	2012	Cincinnati Reds
1985	Milwaukee Brewers	1999	Oakland Athletics	2013	St. Louis Cardinals
1986	Milwaukee Brewers	2000	Chicago White Sox	2014	Kansas City Royals
1987	Milwaukee Brewers	2001	Houston Astros	2015	Pittsburgh Pirates
1988	Montreal Expos	2002	Minnesota Twins	2016	Chicago Cubs
1989	Texas Rangers	2003	Florida Marlins	2017	Los Angeles Dodgers
1990	Montreal Expos	2004	Minnesota Twins	2018	Milwaukee Brewers
1991	Atlanta Braves	2005	Atlanta Braves	2019	Tampa Bay Rays
1992	Cleveland Indians	2006	Los Angeles Dodgers	2020	Los Angeles Dodgers
1993	Toronto Blue Jays	2007	Colorado Rockies		
1994	Kansas City Royals	2008	Tampa Bay Rays		
1995	New York Mets	2009	Philadelphia Phillies		

MAJOR LEAGUE MEDICAL STAFF



DR. VINCENT KEY

HEAD TEAM PHYSICIAN

Dr. Vincent Key is in his 11th season as the head team physician for the Royals. He currently is an Associate Professor of Orthopedic Surgery/Sports Medicine at the University of Kansas Health System (Department of Orthopedic Surgery).

Dr. Key is a graduate of Spring Hill (Kan.) High School. He received his bachelor's degree in pre-medicine at Kansas State University where he was also a track and field athlete. He attended medical school at the University of Oklahoma College of Medicine and did an Orthopedic Surgery residency at King/Drew Medical Center in Los Angeles, California. Dr. Key completed a Sports Medicine Fellowship with Wellington Orthopedics/University of Cincinnati.

He enjoys family time, fishing and coaching youth sports. He resides in Overland Park, Kansas, with his wife, April. The couple has four children: Kaelin, Cameron, Carson and Kaiya.



NICK KENNEY

HEAD ATHLETIC TRAINER/DIRECTOR OF MEDICAL SERVICES

Nick Kenney is in his 12th season as the Major League head athletic trainer/director of medical services after joining the organization on October 23, 2009. Kenney was selected as a member of the 2012 American League All-Star team. He and his staff were honored to receive the 2011 Dick Martin Award and the 2013 Professional Baseball Athletic Trainers Society (PBATS) Major League Training Staff of the Year award.

Kenney (A.T.C./CSCS) spent five seasons as the assistant athletic trainer for the Cleveland Indians from 2005-09. He also spent two years (2003-04) as the assistant athletic trainer for the Cincinnati Reds. He was program manager of sports medicine for TriHealth, the official medical provider of the Reds from 2001-02. While with TriHealth, Kenney was involved extensively with healthcare coordination and rehabilitation, including the programs used by Reds' Major and minor league players. Prior to his position with TriHealth, he served for seven seasons as head athletic trainer for the Cincinnati Cyclones professional hockey club.

A graduate of Clinton-Massie (Clarksville, Ohio) High School and Wilmington College (Ohio), Kenney is a member of the National Athletic Trainers Association and the Professional Baseball Athletic Trainers Society, currently acting as the Secretary on the Executive Board.

He resides in Overland Park, Kansas, with his wife, Patty, and their four children: Paige, Colin, Nathan and Madison.



KYLE TURNER

ASSISTANT ATHLETIC TRAINER

Kyle Turner is in his 12th season as an assistant athletic trainer, working under head athletic trainer Nick Kenney. In 2018, Turner was selected to serve as an athletic trainer for the All-Star Game in Washington, D.C.

From 2007-09, he served as the Royals' minor league medical coordinator after seven seasons with the Texas Rangers in different capacities in the minor leagues.

Following his graduation from Southern Utah University, Turner took his first athletic training position as the head athletic trainer at Northern Oklahoma College. He has worked in professional baseball since the 2000 season, after spending two-and-a-half years at NOC.

Kyle enjoys playing golf, hunting, fishing and home improvement projects during his free time, but most importantly spending time with his wife, Wendy, and daughters, Brooke and Malia.

MAJOR LEAGUE MEDICAL STAFF (CONT.)



JEFF BLUM

PHYSICAL THERAPIST/REHAB DIRECTOR

Jeff Blum is in his 14th season with the Royals, serving as the team's Major League physical therapist/rehab director. Blum previously worked for the Atlanta Braves' organization, where he was the minor league physical therapist from 2002-05 and the minor league rehab coordinator from 2006-07. He also is currently in his second term as president of the Professional Baseball Physical Therapy Society 2018-21.

Jeff earned his Bachelor of Science in biology at Illinois College, where he also played baseball for the Blueboys. In his undergraduate years, while working as a student trainer, he earned certification as a nurses' aide and as a physical rehab aide through John Wood Community College. He received his master's in physical therapy from Elon University and his doctorate in physical therapy from Regis University. Blum is also a certified strength and conditioning specialist through the NSCA since 2005.

Jeff and his wife, Heather, reside in Grain Valley, Missouri, with their children Maranatha, Austin and Samuel.



CHRIS DeLUCIA

MAJOR LEAGUE TISSUE THERAPIST/ASST. ATHLETIC TRAINER

Chris DeLucia is in his third season as the club's Major League tissue therapist/assistant athletic trainer and his 15th with the organization overall. He previously served the Royals as the minor league medical coordinator from 2010-18. He began with the Royals organization as the athletic trainer for the Double-A affiliate (Wichita and Northwest Arkansas) from 2007-09.

DeLucia is in his 29th season overall in Major League Baseball, spending time in the Texas Rangers' (2001-06) and New York Yankees' (1991-98) organizations. He was named the South Atlantic League Athletic Trainer of the Year in 1998, while working at Greensboro (A). He also spent two winters as the athletic trainer for Yankees players participating in the Australian Winter Baseball League.

He is a graduate of St. Leo University (Fla.), where he received a bachelor's degree in exercise science. DeLucia, who obtained certification with the National Academy of Sports Medicine as a Corrective Exercise and Performance Exercise Specialist, played soccer at St. Leo and worked in the athletic training room. He resides in Goodyear, Arizona, during the offseason.

ADDITIONAL MEDICAL STAFF



Dr. Joe Noland
Associate Physician



Dr. Jacob Brubacher
Associate Physician



Dr. Bruce Toby
Associate Physician



Dr. Sean Jackson
Associate Physician



Patrick Hammond, D.C.
Team Chiropractor



Dr. Steve Joyce
Physician Emeritus

MAJOR LEAGUE MEDICAL STAFF (CONT.)



RYAN STONEBERG

STRENGTH & CONDITIONING COACH

Ryan Stoneberg is in his 20th season with the Royals and his 10th as the major league strength and conditioning coach. He previously served as minor league strength and conditioning coordinator (2006-10) and Latin America strength and conditioning coordinator (2001-05).

His current duties include coordinating all strength and conditioning activities across both the Major and minor leagues of the organization. In 2015, he was named the recipient of the Nolan Ryan Award by the Professional Baseball Strength and Conditioning Society. The annual award honors an outstanding strength and conditioning coach in professional baseball.

Stoneberg joined the Royals from the Diamondbacks' organization, where he served as a minor league strength and conditioning coach from 1999-2001. He earned his Bachelor of Science in physiological sciences from the University of Arizona in 1999, while pitching for the Wildcat baseball team. Stoneberg also played baseball and received an associate of arts and associate of math and science degrees from Lassen Community College in 1996. Under the guidance of Steve Abney, Glen Yonan and John Deal, his Cougar baseball team made the Final Four of the California Community College Athletic Association (CCCAA) twice, the only two visits in school history.

He resides in Phoenix, Arizona during the offseason, and has a daughter, Sydney.



LUIS PEREZ

ASST. STRENGTH & CONDITIONING COACH/LA COORDINATOR

Luis Perez is in his 12th season in the Royals' organization and his fifth as the club's assistant strength & conditioning coach. He also serves as the Latin America strength & conditioning coordinator. Previously, he held the position of strength & conditioning coach for the Surprise (Rookie) affiliate.

Perez joined the Royals in 2010, after working at the University of Central Missouri as the baseball team's strength & conditioning coach in 2009. He played for the Mules from 2006-08 and also played two seasons at Western Nebraska Community College. He graduated from UCM with a degree in exercise science.

Perez, a two-time Coach of the Year recipient, resides in St. Louis, Missouri, with his wife, Megan and daughters, Ellie and Kenley.



ERIKA WINCHESKI

REGISTERED SPORTS DIETITIAN

Erika Wincheski is in her fourth season as the Royals' Registered Sports Dietitian, having officially been hired on Jan. 1, 2018. In her role, she supports all levels of the organization, develops and maintains nutrition standards, and helps players maximize their performance through enhancing nutrition. She is a Licensed Dietitian and Board Certified Specialist in Sports Dietetics.

She had spent the previous five-plus years working at EXOS in Phoenix, Arizona, serving roles as a facility dietitian, Director of Nutrition - Facilities and most recently as the Director of Nutrition - Pro/Elite Sports Division. During her time with EXOS, she worked under contract with the San Francisco Giants in Major League Baseball as well as the Arizona Cardinals, Arizona Coyotes and U.S. Men's National Soccer Team.

Wincheski received her bachelor's degree in nutrition from California Polytechnic State University in San Luis Obispo, California, while she did a postgraduate dietetic internship through the University of Maryland with an emphasis in information technology.

A native of Moss Beach, California, Wincheski resides in Scottsdale, Arizona, with her rescue terrier Willie.

MAJOR LEAGUE CLUBHOUSE OPERATIONS



JEFF DAVENPORT

SR. DIRECTOR-TEAM TRAVEL/CLUBHOUSE OPERATIONS

Jeff Davenport is in his 22nd season in the Royals organization and 15th as Sr. Director-Team Travel/Clubhouse Operations. He served as the hitting coach for the Royals short-season club at Spokane in the Northwest League in 2000 and was named Manager-Team Travel in November 2000. He was promoted to Director-Team Travel prior to the 2004 season and then to Sr. Director-Team Travel in 2005. He was selected as the travel coordinator for the Major League All-Star tour of Japan in 2006.

Davenport began his professional baseball career in 1994 when he was signed as a free agent by the Boston Red Sox. He was a catcher in the Red Sox system until 1996, when he served part of the year as Boston's Major League bullpen catcher. He coached in the Arizona Diamondbacks' organization from 1997-98 and worked in the club's Baseball Operations department during the offseason. He spent the 1999 season as the Major League bullpen catcher for the Chicago Cubs.

A native of Greenville, Ohio, Davenport received his bachelor's degree in communications from Youngstown State (Ohio), where he played four seasons as a catcher.

Davenport and his wife, Celine, reside in Overland Park, Kansas, with their son, Jack.



CHUCK HAWKE

SR. DIRECTOR-CLUBHOUSE OPERATIONS

Chuck Hawke is in his 33rd season with the Royals, serving as the Sr. Director-Clubhouse Operations. He runs the day-to-day operations of the visiting clubhouse at Kauffman Stadium and also assists with Royals' Spring Training in Surprise, Arizona, each year.

He received his bachelor's degree in computer science from DeVry University in 1984. Hawke, a native of Kansas City, Missouri, graduated from Center High School in 1981. He and his wife, Lisa, reside in Leawood, Kansas, with their dog, Buster.



NICK RICHIE

SR. MANAGER-TEAM TRAVEL/CLUBHOUSE OPERATIONS

Nick Richie is in his third season as the Sr. Manager-Team Travel/Clubhouse Operations and seventh overall with the club. He previously served as a clubhouse assistant. In his current role, he assists Sr. Director-Team Travel/Clubhouse Operations, Jeff Davenport, in all areas related to the Major League clubhouse as well as travel throughout the entire organization.

Prior to starting with the Royals, Richie was a field production coordinator with the Kansas City Chiefs for two years after serving as a production and game entertainment intern.

He graduated from the University of Missouri (Columbia) with a bachelor's degree in sport management and also minored in business. Richie completed his master's degree in business administration at the University of Missouri-Kansas City this offseason. He currently lives in Smithville, Missouri.

MAJOR LEAGUE CLUBHOUSE OPERATIONS (CONT.)



PATRICK GORMAN

MANAGER, EQUIPMENT

Patrick Gorman is in his 26th season with the Kansas City Royals after joining the club in 1996. Gorman began his career as a clubhouse attendant and has served as an assistant equipment manager the past 19 seasons. He assists in the day-to-day operations in the Royals' Major League clubhouse.

Gorman joined the Royals after an internship with the Cleveland Browns in 1995. He served as the student manager for the University of Kansas football team during his collegiate career.

He earned a bachelor's degree in English from the University of Kansas in 1995. A native of Kansas City, Kansas, Gorman graduated from Bishop Ward High School in 1990. He and his wife, Cadey, reside in Overland Park, Kansas, with their two daughters, Abby and Caroline.



TOM WALSH

MANAGER, CLUBHOUSE SERVICES

Tom Walsh is in his 40th season with the Royals and 23rd working in the clubhouse. He previously served as a visiting clubhouse assistant (1987), while he began his career with the Royals in the maintenance department.

Known to many of his colleagues as "T-Man", Walsh graduated from the University of Kansas in 1984 with a bachelor's degree in liberal arts & sciences. While at KU, he worked as a team manager/equipment manager for the Jayhawk baseball team for the late Marty Pattin, a former Royals player. A native of Garden City, Michigan, Walsh resides in Lenexa, Kansas.



T.J. STACK

MANAGER, CULINARY SERVICES

T.J. Stack is in his seventh season with the Royals, serving as the manager, culinary services. In his role, Stack oversees all food production in the kitchen within the Royals' clubhouse and also serves as the head chef throughout the year.

Chef T.J. was born and raised in Kansas City. He attended Rockhurst High School and the University of Missouri in Columbia. Before joining the Royals in 2015, Chef TJ was executive chef at the downtown Savoy Hotel as well as JJ's on the Country Club Plaza.



TYLER AGENTER

SR. CLUBHOUSE ASSISTANT, ADMINISTRATION

Tyler Agenter is in his 15th season with the Royals, and his third as Sr. Clubhouse Assistant, Administration. He previously served as an assistant travel & clubhouse manager as well as a clubhouse assistant with the team.

Agenter previously worked for the Arizona Diamondbacks from 1995-2000 in Baseball Operations and Player Development, helping coordinate the Expansion Draft for the new franchise in 1997. He spent the 2003-04 seasons with the Texas Rangers, coordinating video for the Major League coaching staff and players.

A native of Milaca, Minnesota, Agenter graduated from Shadow Mountain High School (Phoenix, Ariz.) and obtained a Bachelor of Science degree with a concentration in sports psychology from Arizona State University. He currently resides in Kansas City, Missouri.

MAJOR LEAGUE CLUBHOUSE OPERATIONS (CONT.)



JAKE VAN OEVEREN

Sr. CLUBHOUSE ASSISTANT, OPERATIONS

Jake Van Oeveren is in his 17th season with the Royals and his third as Sr. Clubhouse Assistant, Operations. He previously served as a clubhouse assistant in the home clubhouse, while also assisting with clubhouse operations at spring training in Surprise, Arizona.

Van Oeveren graduated from the University of Kansas in 2008 with a bachelor's degree in psychology. He resides in Overland Park, Kansas.



BRETT PENER

Sr. CLUBHOUSE ASSISTANT - UMPIRE SERVICES

Brett Pener is in his 10th season with the Royals and his first as a Sr. Clubhouse Assistant - Umpire Services. He previously worked as a Clubhouse assistant in the home clubhouse while also assisting with Equipment Operations at the Royals Urban Youth Academy, and Clubhouse Operations in Spring Training.

Pener was born and raised in Overland Park, Kansas, and attended Blue Valley Northwest High School before attending the University of Central Missouri. He was a member of the Mules baseball team from 2008-2012. He currently resides in Overland Park, Kansas.

ADDITIONAL CLUBHOUSE STAFF



Betty Kaegel
Assistant, Player
Relations



Adam Korth
Assistant,
Culinary Services



Levi Noble
Visiting Clubhouse
Assistant



Jeff Smith
Visiting Clubhouse
Assistant

MAJOR LEAGUE SUPPORT STAFF



BILL DUPLISSEA

ADVANCE SCOUTING/REPLAY COORDINATOR

Bill Duplissea is in his 17th season with the Royals, serving as the Major League Advance Scouting and Instant Replay Coordinator. He started with the club as the bullpen catcher in 2006, before adding the advance scouting duties in 2012. In his current role, he works closely with the coaching staff in scouting upcoming opponents. His in-game duties include coordinating the Royals' instant replay challenges. He's eclipsed a 72 percent overturn percentage over the last six seasons and led the Majors in overturn percentage in 2018 and 2019.

Duplissea spent 2004 and 2005 as an assistant coach at the College of San Mateo, helping lead the Bulldogs to conference championships in both seasons. Prior to his coaching career, Duplissea caught for five seasons in the Los Angeles Dodgers' organization, reaching Triple-A Albuquerque in 2000. He was a standout player at the college level for both the College of San Mateo, playing under former Royals pitching coach, Bob McClure, and the University of California-Santa Barbara.

Duplissea resides in San Carlos, California, during the offseason, with his son, Billy.



RYAN EIGSTI

BULLPEN CATCHER

Ryan Eigsti is in his fifth season as the Royals' bullpen catcher. In his role, Eigsti assists the coaching staff, throwing batting practice and catching bullpen sessions before and during the games. He also works directly with pitching coach Cal Eldred and bullpen coach Larry Carter.

Eigsti served as a coach with the Royals' Rookie affiliate, Surprise, in the Arizona League between 2014-16. Prior to that, he played in Kansas City's minor league system for six seasons, reaching Omaha (AAA) in 2011. He split the 2012 season between Omaha and Las Vegas, Toronto's Triple-A affiliate, before retiring as a player.

The catcher was originally selected by the Royals in the 15th round of the 2007 First-Year Player Draft, after playing three seasons at Bradley University in Peoria, Illinois.

A native of Eureka, Illinois, Eigsti resides in Scottsdale, Arizona, during the offseason with his wife, Kelli, and children, Colby, Kylie, Chase and Kinley.



ANDY FERGUSON

CLUBHOUSE ANALYST

Andy Ferguson is in his third season as the team's clubhouse analyst. In his role, he utilizes technology to gather analytical data and interpret it for players and coaches. He also assists with advance scouting and game planning.

Ferguson was a pitcher in the Royals' minor league system from 2011-18, making it to Triple-A in 2014, also being named the Northwest Arkansas (AA) Pitcher of the Year and a Texas League All-Star that season. He won a career-high 12 games between Double-A and Triple-A in 2014 and went 11-3 between those two levels in 2015.

He graduated from Arkansas State University in 2011, with a bachelor's degree in mathematics. Ferguson also pitched for four years at ASU, before being selected by the Royals in the 18th round of the 2011 Draft.

A native of Benton, Arkansas, Ferguson lives in Fayetteville, Arkansas, during the offseason with his fiancée, Carley McGaugh. He enjoys golf and hunting in his free time.

MAJOR LEAGUE SUPPORT STAFF (CONT.)



MIGUEL GARCIA

BATTING PRACTICE PITCHER

Miguel Garcia is in his 20th season in the Royals' organization and 13th year as the Major League club's batting practice pitcher. He originally started working in the organization as a hitting and outfield coach for the Dominican Royals in 2001. Garcia has assisted the Dominican National Team in each of the last four World Baseball Classic tournaments, and was part of the Royals' coaching staff at the 2015 and 2016 All-Star Games.

He played in the Cleveland Indians' minor league organization for three seasons after signing with the Tribe in 1991 as a non-drafted free agent.

A native of Villa González, Santiago, Dominican Republic, Garcia and his wife, Elizabeth, have six children: O'Neill, Maria, Steven, Nomar, Mixiara and Eliana and two grandchildren: Luian and Saraly.



PARKER MORIN

BULLPEN CATCHER

Parker Morin is in his second year as a Royals' bullpen catcher. The former minor league backstop played in the organization from 2012-18, before catching 70 games with Lancaster in the Independent Atlantic League in 2019. In his role, Morin assists the coaching staff, catching bullpen sessions before and during the games, working directly with pitching coach Cal Eldred and bullpen coach Larry Carter.

Morin played in 442 games in the Royals' organization, reaching Omaha (AAA) in 2016. In his most recent campaign in affiliated ball, he batted .265 (40-for-151) with 10 doubles, a homer and 16 runs scored in 53 games with the Storm Chasers in 2018. He was named the 2015 Mike Sweeney Award winner, which honors the player that best represents the organization and was selected to participate in the USA Baseball Premier 12 Tournament in 2015 as well.

He was originally selected by the Royals in the 14th round of the 2012 First-Year Player Draft, after playing collegiately at the College of Southern Idaho and the University of Utah. With the Utes in 2012, he led the team in batting average (.314) and collected 11 doubles, three homers and 35 RBI.

Born in Richmond, Virginia, Morin resides in Denver, Colorado.



RUSTIN SVEUM

MAJOR LEAGUE VIDEO COORDINATOR

Rustin Sveum was named the Royals' Major League Video Coordinator on March 8. The 2021 season marks his fifth season in the organization, after previously serving as the Minor League Video Coordinator last season and was a video intern the three previous seasons at Idaho Falls (2017), Wilmington (2018) and Northwest Arkansas (2019).

Sveum played baseball at Dixie State University from 2012-16, and graduated in 2017 with a degree in business administration.

He is the son of Dale Sveum, who served as the Royals' bench coach from 2018-19, hitting coach from 2014-17 and third base coach in 2014.

Rustin resides in Surprise, Arizona in the offseason.

MAJOR LEAGUE SUPPORT STAFF (CONT.)



TREVOR VANCE

SR. DIRECTOR-GROUNDSKEEPING & LANDSCAPING

Trevor Vance is in his 37th season with the Kansas City Royals, and his 27th as the Royals' Sr. Director-Groundskeeping and Landscaping. He oversees the supervision and overall operation of the natural grass field at Kauffman Stadium. Vance also works with the Dominican Academy, Urban Youth Academy and minor league groundskeepers to support and promote safe playing surfaces throughout the organization.

Vance joined the Major League groundscrew as a part-time member in 1985 and became a full-time staff member in 1988. He was named Assistant Groundskeeper in 1993, before assuming his current post prior to the 1995 season.

He has worked with several youth organizations throughout Kansas City to help promote safe playing surfaces for all youth sports.

A native of Raytown, Missouri, and a 1985 graduate of Raytown High School, Vance was inducted into the school's Hall of Fame in September of 2015. He also attended Central Missouri State University.

Vance resides in Lee's Summit, Missouri, with his wife, Laura and four children: Kelsie, Hayden, Tanner and Morgan. Trevor has a passion for youth baseball, serving as an assistant coach during his free time.

ADDITIONAL FIELD STAFF



Anthony Bruce
Assistant
Groundskeeper



Clint Elder
Coordinator-Facilities
& Grounds, Urban
Youth Academy



Shane Montgomery
Manager-
Groundskeeping



Jonnie Reed
Manager-
Groundskeeping

ROYALS ASSOCIATES



Hannah Albregts
Account Executive-
Membership
Services



Kyle Armstrong
Coordinator-Ticket
Operations



Katie Ashcraft
Generalist



Nicole Averso
Director-
Event Presentation



Whitney Beaver
Director-Finance



Kevin Bell
Manager-Group
Sales



Dina Blevins
Director-Community
Investments/Alumni



Anthony Blue
Sr. Director-
Ticket Operations



Rick Bobki
Lead-Carpenter/
Painter



Jason Booker
Sr. Director-
Corporate
Sponsorships



Casey Borovac
UYA Manager-
Sport Development/
Softball



Travis Bryant
Director-
Guest Experience



Todd Burrow
Sr. Director-
Ballpark Engineering



Adam Cain
Manager-
Season Sales



Barry Chambers
Associate-
Technology



Edward Chiu
Manager-Ticket
Operations



Cory Chlebicki
Coordinator-
Authentic
Merchandise Sales



Ben Christian
Director-Partnership
Marketing/Bus.
Strategy



Byron Clark
Technician-Ballpark
Operations



Jesse Clark
Manager-Digital &
Social Media



Keaton Cofield
Account Executive-
Season Tickets &
Group Sales



Brad Collins
Mascot



Don Costante
Sr. Director-
Event Presentation



Will Cunningham
Engineer-Audio/
Visual



Christine Darr
Director-Ticket
Operations

ROYALS ASSOCIATES (CONT.)



Matt Degner
Account Executive-
Season Tickets &
Group Sales



Donnell Dillard
Administrator-
Payroll



Ashley Ficken
Director-Authentic
Merchandise Sales



Patrick Fleischmann
Director-Renovation
Accounting/Risk
Management



Steven Funke
Director-
Event Presentation



Britt Gardner
Sr. Account Executive-
Group Sales & Season
Tickets



Steve Garvey
Sr. Manager-
Corporate
Partnerships



Amanda Grosdidier
Sr. Dir.-Community
Investments/Exec.
Director-Royals
Charities



Kendra Goodman
Manager-Theme
Tickets &
Marketing



Jennifer Guinty
Coordinator-Event
Operations



Jason Hanna
Team
Photographer



Brian Himstedt
Sr. Director-
Technology



Robert James
Lead-Electrician



Jamie Johnson
Sr. Account
Executive-
Premium Services



Jeannie Kenyon
Staff
Accountant



Joel Kirch
Specialist-
Window Cleaning



Sarah Kongs
Manager-
Accounting



Jason Kramer
Director-Corporate
Partnership Sales



Max Lehman
Content Producer-
Motion Graphics/
Video Editor



Josh LeMaster
Sr. Accountant



Sam Lutz
Content Producer-
Real Time Specialist



Megan Mackey
Sr. Manager-
Corporate
Partnerships



Miriam Maiden
Sr. Director-
Human Resources



Chris Major
UYA Director-
Development



Mandy Marks
Manager-
Content

ROYALS ASSOCIATES (CONT.)



Michael Matthews
Account Executive-
Membership
Services



Angel McGee
Manager-
Community
Partnerships & Events



Dennis Miller
Technician-
Ballpark Operations



Spencer Montgomery
Manager-Parking &
Transportation



Curt Nelson
Director-
Hall of Fame



Ashley Newman
Coordinator-
Community
Investments



Jodi Parsons
Director-
Payroll



Jana Patton
Sr. Editor



Darwin Pennyne
Executive
Director-Urban
Youth Academy



Jonlyn Pierce
Coordinator-
Accounts Payable



Nick Pieroni
Assistant Manager-
Ballpark Services



Shon Plack
Manager-Sport
Development/
Baseball



Zach Plummer
Account Executive-
Season Ticket &
Group Sales



Robert Poulain
Graphic Designer



Mike Rader
Lead Mechanical
Technician



Becky Randall
Manager-
Technology



Andrew Richards
Coordinator-Sports
Development



Isaac Riffel
Sr. Director-
Ballpark Operations



Nate Rodgers
Manager-
Ballpark Services



Jonathan Rosa
Coordinator-
Community
Partnerships & Events



Zach Rosenberg
Manager-Ballpark
Operations



Bryan Ross
Director-Event
Operations



Cle Ross
Coordinator-
Baseball Programs
Urban Youth
Academy



Megan Rowe
Manager-
Community
Partnerships &
Events



Tia Sandoval
Coordinator-
Urban Youth
Academy

ROYALS ASSOCIATES (CONT.)



Aaron Sawyer
Technician-
Ballpark
Operations



Matt Schulte
Sr. Manager-
Client Services



Jill Selb-Schaub
Manager-Hall of
Fame/Education
Programs



Neil Sell
Director-
Technology



Kayla Shively
Manager-
Membership
Services & Benefits



Rick Sims
Coordinator-Mail
Services



Erin Sleddens
Sr. Director-Digital
& Social Media



Patrick Stacy
Manager-Client
Services



Madeleine Straley
Coordinator-
Human Resources



Cheryl Sutton
Assistant Manager-
Ballpark Security



Spencer Thomas
Sr. Account
Executive-
Premium Services



Jacque Tschirhart
Coordinator-Vault
Services



Amanda Turk
Director-
Community
Initiatives



Mike Turner
Account Executive-
Season Ticket &
Group Sales



Scott Wadsworth
Director-Sales &
Services



Jennifer Walk
Copywriter



Zach Weaver
Manager-Event
Presentation &
Production



Ryan Weiss
Account Executive-
Group Sales &
Season Tickets



Cirena White
Specialist-Guest
Experience



Caitlin Wienck
Director-Creative
Services



Johnny Williams
Director-Ballpark
Services



Natalie Williams
Manager-
Corporate
Partnerships



Scott Williams
Painter



Dylan Wilson
Manager-
Sport Development/
Sports Medicine



Ryan Ziegler
Security
Officer



**ROYALS
2021**

MANAGER MIKE MATHENY



MIKE MATHENY

#22 • MANAGER

BATS
RIGHT

THROWS
RIGHT

FULL NAME
MICHAEL SCOTT MATHENY

BORN: SEPT. 22, 1970 | REYNOLDSBURG, OHIO

NAMED TO STAFF: OCT. 31, 2019 | RESIDES: LEE'S SUMMIT, MO.

WIFE: KRISTIN | CHILDREN: TATE, KATIE, LUKE, JACOB, BLAISE

ROYALS MANAGERIAL CAREER

- Named the 17th full-time manager in Kansas City Royals history on October 31, 2019.
- Led the club to a 26-34 record in his first season as the skipper in a year that was shortened to 60 games due to the COVID-19 pandemic.
- Enters the 2021 season with a 617-508 career record (.548)...his winning percentage ranks sixth among active managers, trailing only Aaron Boone (.615), Dave Roberts (.614), Alex Cora (.593), A.J. Hinch (.558) and Joe Girardi (.552), while his career win total is ninth among active skippers.

PRE-ROYALS MANAGERIAL CAREER

- Managed the St. Louis Cardinals from 2012-18, being relieved of his duties on July 14, 2018...compiled a .555 winning percentage (591-474) as the Cards' skipper... named to the position on November 14, 2011...when he was hired, he was the youngest (age 41) active manager in the Major Leagues and youngest St. Louis skipper since Jack Krol (also 41) in 1978.
- Led St. Louis to the postseason in each of his first four seasons, becoming the first manager to do that in Major League history...led the Cards to a Wild Card berth in 2012, then followed that up with three-straight National League Central titles (2013-15).
- Managed the club to a World Series appearance in 2013, falling to the Boston Red Sox, while his teams reached the National League Championship Series in 2012 and 2014, before bowing to the eventual World Series champion San Francisco Giants both seasons.
- Entered the year having managed 43 postseason games, which are third most in the Majors since 2012, trailing only Houston's AJ Hinch (50) and the Dodgers' Dave Roberts (47)...his 21 postseason victories are fifth most in baseball over the last eight postseasons.
- Posted a winning record each year with St. Louis, including a Major League-best 100 victories during the 2015 campaign...during his tenure, the Cardinals had the third-highest winning percentage in baseball.
- Hired by the Royals as a Special Advisor-Player Development on November 23, 2018, serving in that capacity during the 2019 season...served in a similar role with St. Louis (2008-11) before he was hired as manager.

PLAYING CAREER

- A veteran of 13 Major League seasons, Matheny was selected by the Milwaukee Brewers out of the University of Michigan in the eighth round of the 1991 draft.
- Made his debut with the Brewers in 1994 and played for Milwaukee (1994-98), Toronto (1999), St. Louis (2000-04) and San Francisco (2005-06) in his career.
- Was a four-time *Rawlings* Gold Glove Award winner (2000, 2003-05) at catcher...holds the Major League catching record for most consecutive errorless games (252) and at one time held the mark for consecutive errorless chances (1,565), until it was broken by Mike Redmond in 2010.
- Led National League catchers in fielding percentage twice (2003, 2004)...his .994 career fielding percentage ranks 21st all-time among Major League catchers (min. 500 games).
- Earned the Darryl Kile Award in 2003 - an annual award that recognizes the Cardinals' player who best demonstrates the qualities that Kile brought to the clubhouse...also won the "Willie Mays Award" in 2005 for being the most inspirational player on the Giants.

MATHENY'S MANAGERIAL RECORD

YEAR	CLUB	LEAGUE	FINISH	GAMES	WON	LOST	PCT.
2012	St. Louis	National	2nd*	162	88	74	.543
2013	St. Louis	National	1st	162	97	65	.599
2014	St. Louis	National	1st	162	90	72	.556
2015	St. Louis	National	1st	162	100	62	.617
2016	St. Louis	National	2nd	162	86	76	.531
2017	St. Louis	National	3rd	162	83	79	.512
2018	St. Louis	National	3rd	93	47	46	.505
2020	KANSAS CITY	American	4th	60	26	34	.433
Regular Season Totals				1,125	617	508	.548
Postseason Totals				43	21	22	.488

*-Wild Card Qualifier, **BOLD** = Postseason participant

MANAGER MIKE MATHENY (CONT.)

MISC NOTES

- Matheny (pronounced Muh-THEE-nee) and his wife, Kristin, have five adult children: Tate, Katie, Luke, Jacob and Blaise...the couple also has three grandsons: Gunner, Tate and Jax Tyler.
- Son, Tate, played baseball at Missouri State University and was drafted by the Boston Red Sox in 2013... daughter, Katie, played women's ice hockey at the Ohio State University...sons, Luke (Oklahoma State and St. Louis University), Jacob (Indiana) and Blaise (Missouri State) have also played collegiate baseball at the NCAA Division I level.
- Mike was born on September 22, 1970 in Reynoldsburg, Ohio and graduated from Reynoldsburg High School in 1988...served as team captain for both the Raiders' baseball and football teams...a member of the Connie Mack National Championship team in 1989.
- Attended the University of Michigan, where he was co-captain of the Wolverines' baseball team...wife, Kristin, was also a varsity athlete at Michigan, playing field hockey.
- Organized and created the "Catch-22" charity and in 2005, saw the opening of the "Catch 22 Miracle Field" at Chesterfield Valley Athletic Complex in St. Louis...the field is designed and constructed to allow children of all abilities to experience the thrill of playing baseball...the charity has also built four handicap accessible fields, two handicap accessible playgrounds, purchased rehab and therapy equipment for a pediatric hospital and funded multiple foundations and research funds in aiding disadvantaged youth.
- In 2015, published a book titled *The Matheny Manifesto*, which is about coaching youth baseball with the philosophy about respect, ownership, self-motivation and no-nonsense sportsmanship.

MATHENY'S RECORD VS. OPPONENTS

Opponent	Record
Arizona	30-16
Atlanta	19-21
Baltimore	2-4
Boston	2-5
Chicago Cubs	63-61
Chicago White Sox	8-13
Cincinnati	74-52
Cleveland	10-9
Colorado	26-13
Detroit	8-8
Houston	16-7
Kansas City	18-13
Los Angeles Angels	4-2
Los Angeles Dodgers	21-24
Miami	25-17

Opponent	Record
Milwaukee	75-51
Minnesota	8-10
New York Mets	25-22
New York Yankees	1-5
Oakland	2-4
Philadelphia	28-20
Pittsburgh	66-57
San Diego	27-20
San Francisco	24-19
Seattle	3-3
St. Louis	3-3
Tampa Bay	2-5
Texas	0-6
Toronto	4-2
Washington	23-16

Note: Regular season records only



Mike Matheny was named the 17th full-time manager in franchise history on Oct. 31, 2019.

MANAGER MIKE MATHENY (CONT.)

MATHENY'S CAREER EJECTIONS

AS A MANAGER		
No.	Date	Umpire (Note)
1	4/24/12	B. Welke (arguing call at 2B)
2	6/16/12	K. Danley (arguing catch/no catch)
3	6/2/13	C. Fagan (arguing call at 1B)
4	7/11/13	D. Bellino (arguing balls and strikes)
5	8/9/13	D. Rackley (arguing called third strike)
6	9/6/13	T. Randazzo (intentional HBP)
7	5/16/14	S. Barber (arguing balls and strikes)
8	8/1/14	W. Little (arguing balk call)
9	6/2/15	J. West (arguing called third strike)
10	7/8/15	P. Hoberg (arguing balls and strikes)
11	9/18/15	D. Bellino (intentional HBP)

No.	Date	Umpire (Note)
12	6/30/16	M. Everitt (arguing replay ruling)
13	4/23/17	J. Tumpane (arguing called strike)
14	5/19/17	N. Lentz (arguing balls and strikes)
15	8/16/17	C. Segal (arguing balls and strikes)
16	9/22/20	M. Gonzalez (arguing balls and strikes)

AS A PLAYER		
No.	Date	Umpire (Note)
1	5/31/96	T. Welke (fighting)
2	9/13/03	J. Crawford (umpire's hand on back)

AMERICAN LEAGUE LONGEST TENURED MANAGERS

Rank	Manager (Club)	Date Hired
1.	Bob Melvin (Oakland)	June 9, 2011
2.	Terry Francona (Cleveland)	Oct. 6, 2012
3.	Kevin Cash (Tampa Bay)	Dec. 5, 2014
4.	Scott Servais (Seattle)	Oct. 23, 2015
5.	Aaron Boone (New York)	Dec. 4, 2017
6.	Rocco Baldelli (Minnesota)	Oct. 25, 2018
7.	Charlie Montoyo (Toronto)	Oct. 25, 2018
8.	Chris Woodward (Texas)	Nov. 2, 2018

Rank	Manager (Club)	Date Hired
9.	Brandon Hyde (Baltimore)	Dec. 17, 2018
10.	Joe Maddon (Los Angeles)	Oct. 16, 2019
11.	Mike Matheny (Kansas City)	Oct. 31, 2019
12.	Dusty Baker (Houston)	Jan. 29, 2020
13.	Alex Cora (Boston)	Oct. 22, 2020
14.	Tony LaRussa (Chicago)	Oct. 29, 2020
15.	A.J. Hinch (Detroit)	Oct. 30, 2020

ROYALS YEAR-BY-YEAR MANAGERIAL RECORDS

Year	Manager	Record
1969	Joe Gordon	69-93
1970	Charlie Metro	19-33
1970	Bob Lemon	46-64
1971	Bob Lemon	85-76
1972	Bob Lemon	76-78
1973	Jack McKeon	88-74
1974	Jack McKeon	77-85
1975	Jack McKeon	50-46
1975	Whitey Herzog	41-25
1976	Whitey Herzog	90-72
1977	Whitey Herzog	102-60
1978	Whitey Herzog	92-70
1979	Whitey Herzog	85-77
1980	Jim Frey	97-65
1981	Jim Frey	30-40
1981	Dick Howser	20-13
1982	Dick Howser	90-72
1983	Dick Howser	79-83
1984	Dick Howser	84-78
1985	Dick Howser	91-71
1986	Dick Howser	40-48
1986	Mike Ferraro*	36-38
1987	Billy Gardner	62-64
1987	John Wathan	21-15
1988	John Wathan	84-77
1989	John Wathan	92-70
1990	John Wathan	75-86
1991	John Wathan	15-22
1991	Bob Schaefer*	1-0
1991	Hal McRae	66-58
1992	Hal McRae	72-90
1993	Hal McRae	84-78
1994	Hal McRae	64-51

Year	Manager	Record
1995	Bob Boone	70-74
1996	Bob Boone	75-86
1997	Bob Boone	36-46
1997	Tony Muser	31-48
1998	Tony Muser	72-89
1999	Tony Muser	64-97
2000	Tony Muser	77-85
2001	Tony Muser	65-97
2002	Tony Muser	8-15
2002	John Mizerock*	5-8
2002	Tony Peña	49-77
2003	Tony Peña	83-79
2004	Tony Peña	58-104
2005	Tony Peña	8-25
2005	Bob Schaefer*	5-12
2005	Buddy Bell	43-69
2006	Buddy Bell	62-100
2007	Buddy Bell	69-93
2008	Trey Hillman	75-87
2009	Trey Hillman	65-97
2010	Trey Hillman	12-23
2010	Ned Yost	55-72
2011	Ned Yost	71-91
2012	Ned Yost	72-90
2013	Ned Yost	86-76
2014	Ned Yost	89-73
2015	Ned Yost	95-67
2016	Ned Yost	81-81
2017	Ned Yost	80-82
2018	Ned Yost	58-104
2019	Ned Yost	59-103
2020	Mike Matheny	26-34

*-Interim

MANAGER MIKE MATHENY (CONT.)

ROYALS MANAGERIAL RECORDS BY WINS

Manager	Years	Record	Win Pct.
Ned Yost	2010-19	746-839	.471
Whitey Herzog	1975-79	410-304	.574
Dick Howser	1981-86	404-365	.525
Tony Muser	1997-02	317-431	.424
John Wathan	1987-91	287-270	.515
Hal McRae	1991-94	286-277	.508
Jack McKeon	1973-75	215-205	.512
Bob Lemon	1970-72	207-218	.487
Tony Peña	2002-05	198-285	.410
Bob Boone	1995-97	181-206	.468
Buddy Bell	2005-07	174-262	.399
Trey Hillman	2008-10	152-207	.423
Jim Frey	1980-81	127-105	.547
Joe Gordon	1969	69-93	.426
Billy Gardner	1987	62-64	.492
Mike Ferraro	1986	36-38	.486
Mike Matheny	2020	26-34	.433
Charlie Metro	1970	19-33	.365
Bob Schaefer	1991, 2005	6-12	.333
John Mizerock	2002	5-8	.385

ROYALS MANAGERIAL RECORDS BY WINNING PCT.

Manager	Years	Record	Win Pct.
Whitey Herzog	1975-79	410-304	.574
Jim Frey	1980-81	127-105	.547
Dick Howser	1981-86	404-365	.525
John Wathan	1987-91	287-270	.515
Jack McKeon	1973-75	215-205	.512
Hal McRae	1991-94	286-277	.508
Billy Gardner	1987	62-64	.492
Bob Lemon	1970-72	207-218	.487
Ned Yost	2010-18	746-839	.471
Bob Boone	1995-97	181-206	.468
Mike Matheny	2020	26-34	.433
Joe Gordon	1969	69-93	.426
Tony Muser	1997-02	317-431	.424
Trey Hillman	2008-10	152-207	.423
Tony Peña	2002-05	198-285	.410
Buddy Bell	2005-07	174-262	.399
Charlie Metro	1970	19-33	.365

Note: Only full-time managers listed

ROYALS MANAGERIAL ROSTER



#6 Joe Gordon #36 Charlie Metro #2, #21 Bob Lemon #31 Jack McKeon #24 Whitey Herzog #41 Jim Frey



#10, #21 Dick Howser #41 Billy Gardner #12 John Wathan #11 Hal McRae #2, #8 Bob Boone #40 Tony Muser



#6 Tony Peña #25 Buddy Bell #22, #88 Trey Hillman #2, #3 Ned Yost #22 Mike Matheny

COACHING STAFF



TERRY BRADSHAW

#44 • HITTING COACH

BATS
RIGHT

THROWS
RIGHT

FULL NAME
TERRY LEON BRADSHAW

BORN: FEB. 3, 1969 | FRANKLIN, VA.

NAMED TO STAFF: NOV. 7, 2017 | RESIDES: PRINCE GEORGE, VA.

WIFE: CYNTHIA | SONS: MONTAE, MARCUS

COACHING CAREER

- Terry is in his fourth season as the Royals' hitting coach, being named to the position on Nov. 7, 2017...he spent the previous five seasons as the Royals' minor league hitting coordinator.
- In 2020, the Royals hit 68 home runs in 60 games (1.13 HR/G), which marked their second-highest per-game rate in franchise history, trailing only their 1.19 rate (193 HR in 162 G) in 2017...he also helped Salvador Perez earn his third Louisville Silver Slugger Award.
- During his tenure, he's helped develop Kansas City's young veterans, as Whit Merrifield led the Major Leagues in hits in 2018 and 2019 and has set numerous

- club records...also helped develop Jorge Soler into one of the premier power hitters in the American League as he slugged a franchise-record 48 home runs in 2019.
- Served as a coach in the organization since the 2000 season, with stops at Charleston (2000), Burlington (2001), Wilmington (2002-03), Omaha (2004-08) and Northwest Arkansas (2009-12) prior to his position as the minor league hitting coordinator.
- Helped lead Wilmington to the best record in the Carolina League (89-51) in 2002 and was a member of the Northwest Arkansas staff that won the Texas League championship in 2010 and was runner-up in 2009.

PLAYING CAREER

- Had a 10-year playing career, which included two seasons in the Majors with the St. Louis Cardinals...he was a lifetime .262 hitter with two doubles, a triple and five RBI in 34 games.
- Made his big league debut on May 4, 1995, collecting a pinch-hit single off Houston reliever Dave Veres.
- Collected hits in each of his first three Major League at-bats, between May 4-6, 1995 - vs. Houston.

- Played in the Royals' organization with Omaha in 1998, before finishing his career with Montreal's Triple-A affiliate, Ottawa, in 1999.
- Originally drafted in the ninth round by St. Louis in 1990 and spent his first eight seasons in the Cardinals' organization...named a Florida State League (A) All-Star in 1993 and a Texas League (AA) All-Star in 1994.

MISC NOTES

- Terry and his wife, Cynthia, reside in Prince George, Virginia...they have two sons, Montae and Marcus.
- Montae was selected by the Royals in the 38th round of the 2017 First-Year Player Draft out of Patrick Henry Community College in Martinsville, Virginia.
- Graduated from Windsor High School in Windsor,

- Virginia...lettered in both baseball and football.
- Attended Norfolk State (Va.) University...one of two Spartans to play in a Major League game (Eric Crozier)...ranks fifth in program history in steals (66), while he still holds the school's single-season record for runs scored (62), which he set in 1990.

BRADSHAW'S COACHING SUMMARY

Years	Club	League	Position
2000	Charleston	South Atlantic	Hitting Coach
2001	Burlington (IA)	Midwest	Hitting Coach
2002-03	Wilmington	Carolina	Hitting Coach
2004-08	Omaha	Pacific Coast	Hitting Coach
2009-12	Northwest Arkansas	Texas	Hitting Coach
2013-17	Kansas City	Minor League	Hitting Coordinator
2018-21	Kansas City	American	Hitting Coach

COACHING STAFF (CONT.)



LARRY CARTER

#34 • BULLPEN COACH

BATS
RIGHT

THROWS
RIGHT

FULL NAME
LARRY GENE CARTER

BORN: MAY 22, 1965 | CHARLESTON, W.VA.

NAMED TO STAFF: DEC. 5, 2019 | RESIDES: CORINTH, TEXAS

WIFE: JENNIFER | SONS: MATTHEW, ANDREW

COACHING CAREER

- Larry is in his second season as the Royals' bullpen coach, being named to the position on Dec. 5, 2019... he spent the previous five years as the organization's minor league pitching coordinator...the 2021 season will be his 24th year in the KC organization and 28th overall as a coach in the professional ranks.
- In his first season, the Royals' bullpen posted a 3.84 ERA (103 ER in 241.1 IP), which ranked eighth in the Majors, and was a full run lower than their 2019 mark (5.07)...KC relievers also finished second in the American League and fourth in the Majors with 275 strikeouts, while their 19 saves ranked third behind Tampa Bay (23) and Cleveland (20).
- Royals relievers also combined for 17 scoreless outings (in 60 games), including five games of at least 5.0

scoreless innings...they also ended the season with 11.1 consecutive scoreless innings, a stretch in which they allowed just five hits and recorded 19 strikeouts.

- Named the 2014 Dick Howser Award winner, helping lead Omaha (AAA) to its second consecutive Triple-A championship...served as a pitching coach with the Storm Chasers.
- Spent 11 seasons at the Double-A level, coaching at both Wichita (2002-07) and Northwest Arkansas (2008-12)... also served as the pitching coach at Class A Wilmington (2000-01), Charleston (1999) and Lansing (1998).
- Began his coaching career with the Tyler (Texas) Wildcatters (1994-97) in the Independent Texas-Louisiana League.

PLAYING CAREER

- Originally selected in the 10th round of the 1986 June Free Agent Draft by the St. Louis Cardinals...played in the Cardinals' system for two seasons before joining the San Francisco Giants' organization.
- Made six starts for the Giants in 1992, going 1-5 with

a 4.64 ERA...earned his lone Major League victory at Dodger Stadium, 7-3 on Sept. 11, allowing one run on four hits over 7.0 innings.

- Named a Texas League (AA) All-Star in 1991, pitching with Shreveport in the Giants' system.

MISC NOTES

- Larry and his wife, Jennifer, reside in Corinth, Texas during the offseason with sons, Matthew and Andrew.
- Graduated from West Virginia State University in 1986...when he made his debut, he became the

second player from the school to reach the Major Leagues, joining the Seattle Pilots' Billy Williams (1969).

CARTER'S COACHING SUMMARY

Years	Club	League	Position
1994-97	Tyler Wildcatters	Texas-Louisiana	Pitching Coach
1998	Lansing	Midwest	Pitching Coach
1999	Charleston	South Atlantic	Pitching Coach
2000-01	Wilmington	Carolina	Pitching Coach
2002-07	Wichita	Texas	Pitching Coach
2008-12	Northwest Arkansas	Texas	Pitching Coach
2013-14	Omaha	Pacific Coast	Pitching Coach
2015-19	Kansas City	Minor League	Pitching Coordinator
2020-21	Kansas City	American	Bullpen Coach

COACHING STAFF (CONT.)



CAL ELDRED

#21 • PITCHING COACH

BATS
RIGHT

THROWS
RIGHT

FULL NAME
CALVIN JOHN ELDRED

BORN: NOV. 24, 1967 | CEDAR RAPIDS, IOWA

NAMED TO STAFF: NOV. 7, 2017 | RESIDES: MT. VERNON, IOWA

WIFE: CHRISTI | CHILDREN: C.J., LUKE, EMILY, ABIGAIL, HOLLEE

COACHING CAREER

- Cal is in his fourth season as the Royals' pitching coach, being named to the position on November 7, 2017...he had been in the organization the previous two seasons, serving as an Assistant to the General Manager-Player Development.
- In 2020, the Royals starting staff featured three rookies for much of the season, which accounted for 28 of their 60 starts, with right-hander Brady Singer becoming the second Royal to lead all rookie pitchers in innings (64.1) and strikeouts (61).
- The Royals' bullpen also made strides in 2020, posting a 3.84 ERA (103 ER in 241.1 IP), which ranked eighth in the Majors, and was a full run lower than their 2019 mark (5.07)...KC relievers also finished second in the American League and fourth in the Majors with 275 strikeouts, while their 19 saves ranked third, behind Tampa Bay (23) and Cleveland (20).
- Served as an Assistant to the General Manager with the St. Louis Cardinals for three seasons, 2013-15, under GM John Mozeliak...role included instructing minor league players for various on and off the field issues.

PLAYING CAREER

- Spent 14 seasons in the Major Leagues, pitching for the Milwaukee Brewers (1991-99), Chicago White Sox (2000-01) and St. Louis Cardinals (2003-05)...teammate of current Royals manager Mike Matheny with Milwaukee (1994-98) and St. Louis (2003-04).
- Selected by the Brewers in the first round (17th overall) of the 1989 First-Year Player Draft out of the University of Iowa.
- Led the American League in starts in both 1993 (36) and 1994 (25), as well as innings pitched (258.0) in '93.
- Recorded 10 or more victories five times in his career, including a career-best 16 wins for Milwaukee in 1993, which tied for seventh in the American League.
- Made six relief appearances for the Cardinals during the 2004 and 2005 postseasons, including a pair of outings in the 2004 World Series vs. Boston.
- Earned the Darryl Kile Good Guy Award with the Cardinals in 2005.

MISC NOTES

- Cal and his wife, Christi, reside in Mount Vernon, Iowa with their children, C.J., Luke, Emily, Abigail and Hollee.
- Oldest son, C.J., is a pitcher in the Royals' system, after pitching at the University of Iowa...son, Luke, is a redshirt junior pitcher at Dallas Baptist University.
- Graduated from Urbana (Iowa) Community High School in 1986...earned all-state honors in both baseball and basketball, while he was a third-team All-American in baseball during his senior season.
- Selected by the New York Mets in the 1986 First-Year Player Draft (26th round), but declined the offer to attend the University of Iowa.
- Pitched three seasons for the Hawkeyes (1987-89), amassing 177 career strikeouts and 218.0 innings, which both ranked in the top five in program history at the completion of his college career.

ELDRED'S COACHING SUMMARY

Years	Club	League	Position
2013-15	St. Louis	National	Assistant to the General Manager
2016-17	Kansas City	American	Assistant to the General Manager
2018-21	Kansas City	American	Pitching Coach

COACHING STAFF (CONT.)



PEDRO GRIFOL

#6 • BENCH COACH

BATS
RIGHT

THROWS
RIGHT

FULL NAME
PEDRO ORLANDO GRIFOL

BORN: NOV. 28, 1969 | MIAMI, FLA.

NAMED TO STAFF: MAY 30, 2013 | RESIDES: MIAMI, FLA.

WIFE: ALI | DAUGHTERS: LAUREN, AMANDA, CAMILA

COACHING CAREER

- 👑 Pedro is in his ninth year with the Royals' organization and second as the club's bench coach.
- 👑 Previously served for two years as the club's quality control/catching coach (2018-19)...also held titles of catching coach (2014-17), hitting coach (2013-14) and special assignment coach (2013) during his tenure.
- 👑 During his time as the team's catching coach, Salvador Perez was selected to start in the All-Star game five-straight seasons (2014-18), named a *Rawlings* Gold Glove winner four times (2014-16, 2018) and a Louisville Silver Slugger twice (2016, 2018).
- 👑 Named KC's Major League special assignment coach on May 30, 2013...took over hitting coach duties on a full-time basis on July 25, 2013.
- 👑 Joined the Royals' organization in 2013 as the hitting coach for Surprise (Rookie), after 13 seasons in the Seattle Mariners' system.
- 👑 Served as the manager at High Desert (A) in 2012, leading the Mavericks to an 83-57 regular-season record.
- 👑 Previous roles with the Mariners' organization included: area scout for south Florida and Puerto Rico (2000-05), manager of short-A Everett (2003-05), Coordinator of Instruction (2006-08) and Director of Minor League Operations (2008-11).
- 👑 Managed Cardenales De Lara in the Venezuelan Winter League for three seasons (2010-11, 2011-12, 2012-13) as well as San Francisco de Macoris in the Dominican Winter League for one season (2018-19).
- 👑 Served as a Major League Coach with the Seattle Mariners in 2010, under former Royals bench coach, Don Wakamatsu.

PLAYING CAREER

- 👑 Played nine seasons in the minor leagues from 1991-99, spending five seasons in the Twins' organization (1991-95) and four with the Mets (1996-99)...hit .226 with 39 homers and 273 RBI in 652 minor league games.
- 👑 Originally a sixth-round selection by the Minnesota Twins in the 1991 MLB First-Year Player Draft.

MISC NOTES

- 👑 Pedro and his wife, Ali, reside in Miami, Florida...they have three daughters: Lauren, Amanda and Camila.
- 👑 Played three seasons at Florida State University (1989-91), helping the Seminoles reach the College World Series in 1989 and 1991...All-America selection by the American Baseball Coaches Association and *Baseball America* in 1991.
- 👑 Finished his B.S. degree at Excelsior College/The University of the State of New York in 2001.
- 👑 A 1988 graduate of Christopher Columbus High School in Miami...named Florida State High School Player of the Year as a senior.
- 👑 Selected to USA Baseball National Teams in 1987 and 1989.

GRIFOL'S COACHING SUMMARY

Years	Club	League	Position
2000-05	Seattle	Minor League	Area Scout
2003-05	Everett	Northwest	Manager
2006-08	Seattle	Minor League	Coordinator-Instruction
2008-11	Seattle	Minor League	Director of Operations
2010	Seattle	American	Major League Coach
2012	High Desert	California	Manager
2013	Surprise	Arizona	Hitting Coach
2013-14	Kansas City	American	Special Assignment/Hitting
2014-17	Kansas City	American	Catching
2018-19	Kansas City	American	Quality Control/Catching
2020-21	Kansas City	American	Bench Coach

COACHING STAFF (CONT.)



RUSTY KUNTZ

#18 • FIRST BASE COACH

BATS
RIGHT

THROWS
RIGHT

FULL NAME
RUSSELL JAY KUNTZ

BORN: FEB. 4, 1955 | ORANGE, CALIF.

NAMED TO STAFF: DEC. 5, 2019 | RESIDES: LEAWOOD, KAN.

WIFE: SALLI | SON: KEVIN

COACHING CAREER

- 👑 Rusty returns to the Royals' coaching staff as the club's first base coach...he was slated to serve in that role during the 2020 campaign but opted out of the season, working as a Special Assistant to the General Manager for a third-straight season, instead.
- 👑 The 2021 season will be his seventh year overall as the Royals' first base coach...served in the same role from 2008-10 and returned to the position from 2012-17...will also work with the Royals' outfielders and baserunners.
- 👑 Helped eight-time *Rawlings* Gold Glove Award winner Alex Gordon make the transition from infield to outfield...between 2010-20, Gordon's 102 outfield assists were the most in the Major Leagues.
- 👑 Between 2013-16, the Royals recorded more stolen bases (531) than any other club, leading the Majors in 2013 (153) and 2014 (153).
- 👑 Previously served as a Special Assistant to the General Manager and the minor league outfield, bunting and baserunning coach from the end of the 2010 season until August 4, 2012.
- 👑 Spent the 2003-07 seasons with the Pittsburgh Pirates' organization...joined the Pirates as the first base coach at the Major League level for the 2003-05 seasons before working as the minor league outfield/baserunner coordinator in 2006 and 2007.
- 👑 Also served as a first base coach for the Florida Marlins (1995-96 and 1999-2000) and the Seattle Mariners (1989-92).
- 👑 Spent the final two weeks of the 2002 season as a roving instructor with the Atlanta Braves.
- 👑 Joined the Marlins' organization in 1993 and worked as the club's minor league outfield/baserunning coordinator from 1993-94, 1997-98 and 2001.

PLAYING CAREER

- 👑 Originally selected by the Chicago White Sox in the 11th round of the 1977 June Draft.
- 👑 Played seven seasons in the Majors with the White Sox (1979-83), Twins (1983) and Tigers (1984-85), hitting .236 with five home runs and 38 RBI in 277 games.
- 👑 A member of the 1984 World Series Champion Detroit Tigers, delivering the game-winning RBI in the fifth and deciding game of the World Series with a seventh-inning sacrifice fly.

MISC NOTES

- 👑 Rusty and his wife, Salli, have one son, Kevin, and reside in Leawood, Kansas...Kevin was selected by the Royals in the 28th round of the 2013 MLB First-Year Player Draft, before being named to a position in the Royals' front office in 2016...Kevin will serve as a coach in the Royals' minor league system in 2021.
- 👑 Graduated from Paso Robles (Calif.) High and attended Cuesta College in San Luis Obispo, California and California State College (Stanislaus), where he was a member of Cal State's Division III World Series Championship teams in 1976 and 1977.

KUNTZ'S COACHING SUMMARY

Years	Club	League	Position
1987-88	Houston	Minor League	Baserunning/Outfield Instructor
1989-92	Seattle	American	First Base Coach
1993-94	Florida	Minor League	Baserunning/Outfield Coordinator
1995-96	Florida	National	First Base Coach
1997-98	Florida	Minor League	Baserunning/Outfield Coordinator
1999-2000	Florida	National	First Base Coach
2001	Florida	Minor League	Baserunning/Outfield Coordinator
2002	Atlanta	Minor League	Roving Instructor
2003-05	Pittsburgh	National	First Base Coach
2006-07	Pittsburgh	Minor League	Outfield/Baserunning Coordinator
2008-10	Kansas City	American	First Base Coach
2010-12	Kansas City	Minor League	Outfield, Bunting Baserunning Coord.
2012-17	Kansas City	American	First Base Coach
2018-19	Kansas City	American	Special Assistant to the GM
2020	Kansas City	American	First Base Coach/Special Asst. to GM
2021	Kansas City	American	First Base Coach

COACHING STAFF (CONT.)



JOHN MABRY

#47 • MAJOR LEAGUE COACH

BATS
LEFT

THROWS
RIGHT

FULL NAME
JOHN STEVEN MABRY

BORN: OCT. 17, 1970 | WILMINGTON, DEL.

NAMED TO STAFF: DEC. 5, 2019 | RESIDES: ST. LOUIS, MO.

WIFE: ANN | CHILDREN: J.T., DANIELLE, NICOLE, SAMANTHA

COACHING CAREER

- John is in his second season with the Royals, serving as a major league coach under manager Mike Matheny.
- Worked with Matheny as the St. Louis Cardinals' hitting coach for six seasons (2013-18), being named to the position on Nov. 5, 2012...he was also the assistant hitting coach to Mark McGwire during the 2012 campaign.
- In 2013, the Cardinals batted .330 with runners in

scoring position, which still stands as the top mark in the Majors since 1974...in 2016, St. Louis led the National League with 225 home runs, including a Major League-record 17 pinch-hit roundtrippers.

- Before joining the Cardinals' coaching staff he assisted the club in various community service initiatives, including the team's "Doin' It Right" school program in 2010-11.

PLAYING CAREER

- Selected by St. Louis in the sixth round of the 1991 First-Year Player Draft.
- Spent 14 seasons in the Majors, playing for the Cardinals (1994-98, 2001 and 2004-05), Seattle (1999-2000, 2003), San Diego (2000), Philadelphia (2002), Oakland (2002), the Chicago Cubs (2006) and Colorado (2007).
- Made his Major League debut with St. Louis on April 23, 1994...hit a career-best .307 in 129 games in 1995, being named the team's Rookie of the Year by the St. Louis

chapter of the BBWAA.

- Set career highs in games (151), hits (161), doubles (30) and RBI (74) with the Cardinals in 1996...became the 15th player in St. Louis history to hit for the cycle, hitting for a "natural" cycle in Colorado on May 18, 1996.
- Played in four postseasons, three with St. Louis (1996, 2004-05) and one with Oakland (2002)...appeared in two games during the 2004 World Series vs. Boston.

MISC NOTES

- John and his wife, Ann, live in St. Louis during the offseason with their four children: J.T., Danielle, Nicole and Samantha.
- Graduated from Bohemia Manor (Md.) High School in 1988, lettering in baseball, basketball and football.
- Played three seasons at West Chester University of

Pennsylvania (1989-91)...when he debuted in 1994, he became the third player from the school to appear in a big league game, joining former Royal Lance Clemons (1971) and Pat Kelly (1991).

- An avid outdoorsman, he was a spokesperson for Gander Mountain, making a series of videos on different aspects of hunting and fishing.

MABRY'S COACHING SUMMARY

Years	Club	League	Position
2012	St. Louis	National	Assistant Hitting Coach
2013-18	St. Louis	National	Hitting Coach
2020-21	Kansas City	American	Major League Coach

COACHING STAFF (CONT.)



TONY PEÑA JR.

#39 • COACH

BATS
RIGHT

THROWS
RIGHT

FULL NAME
TONY FRANCISCO PEÑA

BORN: MARCH 23, 1981 | SANTIAGO, D.R.

NAMED TO STAFF: JAN. 22, 2021 | RESIDES: SANTIAGO, D.R.

CHILDREN: TONY, SOPHIA, KIMBERLY, VALENTINA

COACHING CAREER

- 👑 Tony is in his first year on the Royals' Major League coaching staff, after serving as a minor league manager/coach in each of the last three seasons.
- 👑 Was slated to be the bench coach with Omaha (AAA) and manager at Burlington (Rookie), before the coronavirus pandemic shut down the minor league season last year.
- 👑 Spent the previous two seasons (2018-19) as the manager with Surprise (Rookie), the Royals' Arizona League affiliate...led the club to a 55-53 record (.509) during his tenure, including a 33-23 mark in 2019 as the Royals tied for first in the AZL West Division.

PLAYING CAREER

- 👑 Played professionally for 18 seasons, including four in the Major Leagues with Atlanta (2006) and the Royals (2007-09)...appeared in 309 games, including 306 at shortstop.
- 👑 Originally signed by Atlanta as an international free agent on July 21, 1999...signed by current Royals VP/Assistant GM Rene Francisco.
- 👑 Named MVP of the 2003 Carolina/California League All-Star Game.
- 👑 Set career-highs across the board with KC in 2007, batting .267 with 25 doubles, seven triples, two homers, 58 runs scored and 47 RBI, while also collecting five steals...his seven triples that year tied for ninth in the American League.
- 👑 Made his first professional pitching appearance with the Royals in 2008, tossing a scoreless ninth inning vs. Detroit...following that appearance, made 161 minor league outings on the mound, going 19-27 with a 3.96 ERA (171 ER in 389.0 IP) over the next five seasons (2009-13).
- 👑 Last played affiliated ball in the Chicago White Sox organization in 2013, appearing in 33 games (9 starts) on the mound for Triple-A Charlotte.
- 👑 Finished his playing career in the Mexican League (2014-17) and the Dominican Winter League (2011-17).

MISC NOTES

- 👑 Tony Jr. has four children: Tony (14), Sophia (9), Kimberly (7) and Valentina (6)...they reside in Santiago, Dominican Republic.
- 👑 Attended Colegio Juan XXIII in the Dominican Republic.
- 👑 His father, Tony Peña, was a five-time All-Star catcher in the Majors, and also managed the Royals for four seasons...named American League Manager of the Year in 2003.
- 👑 Younger brother, Francisco, was a member of the Royals for two seasons (2014-15) and last played affiliated ball with Memphis (AAA) and Sacramento (AAA) in 2019.

PEÑA JR.'S COACHING SUMMARY

Years	Club	League	Position
2018-19	Surprise	Arizona	Manager
2020	Omaha	Pacific Coast	Bench Coach
2020	Burlington	Appalachian	Manager
2021	Kansas City	American	Coach

COACHING STAFF (CONT.)



VANCE WILSON

#25 • THIRD BASE COACH

BATS
RIGHT

THROWS
RIGHT

FULL NAME
VANCE ALLEN WILSON

BORN: MARCH 17, 1973 | MESA, ARIZ.

NAMED TO STAFF: NOV. 7, 2017 | RESIDES: SPRINGDALE, ARK.

WIFE: BRIDGET | DAUGHTER: PEYTON

COACHING CAREER

- 🏆 Vance is in his fourth year on the Royals' Major League coaching staff and second as the club's third base coach...served as the bullpen coach the previous two seasons (2018-19).
- 🏆 The 2021 season will be his 11th in the Royals' organization, also serving as a minor league manager with Kane County (A) in 2011, Wilmington (A) in 2012-13 and Northwest Arkansas (AA) from 2014-17.
- 🏆 Completed his fourth season as manager at Northwest Arkansas in 2017, finishing the year with a 67-73 record...led the Naturals to consecutive Texas League North Division titles in 2015-16, falling in the league championship round both seasons.
- 🏆 Managed the Peoria Javelinas of the Arizona Fall League in 2014...led the club to the AFL championship game, but fell to Salt River.

PLAYING CAREER

- 🏆 Originally drafted by the New York Mets in the 44th round of the 1993 First-Year Player Draft out of Mesa (Ariz.) Community College.
- 🏆 Spent parts of eight seasons in the Majors with the Mets (1999-2004) and Detroit (2005-06)...played in a career-high 96 games with New York in 2003, batting .243 with nine doubles, a career-best eight homers and 39 RBI, seeing most of his playing time during Hall of Famer Mike Piazza's stint on the Injured List.
- 🏆 Led the National League in caught stealing percentage (49.0) in 2002, while he ranked third (44.6 percent) in 2003.
- 🏆 Traded from the Mets to Detroit on January 5, 2005, in exchange for infielder Anderson Hernández.
- 🏆 A member of the 2006 American League champion Detroit Tigers...played in 56 games for Detroit that season, hitting .283 with nine doubles, five homers and 18 RBI.
- 🏆 Finished his playing career in 2009 with Northwest Arkansas, appearing in 59 contests.

MISC NOTES

- 🏆 Vance and his wife, Bridget, reside in Springdale, Arkansas, and have a daughter, Peyton Blaise, who attends Boston College.
- 🏆 Graduated from Red Mountain High School in Mesa, Arizona...played varsity baseball, basketball and football.
- 🏆 Attended Mesa Community College...named a Junior College All-American during his sophomore season.
- 🏆 Wife, Bridget, served as chairperson in the Campaign for Children...along with Vance and Peyton, the family helped raise over \$150,000 to build a Children's House to benefit abused children in Springdale, Arkansas.

WILSON'S COACHING SUMMARY

Years	Club	League	Position
2011	Kane County	Midwest	Manager
2012-13	Wilmington	Carolina	Manager
2014 (Fall)	Peoria	Arizona Fall	Manager
2014-17	NW Arkansas	Texas	Manager
2018-19	Kansas City	American	Bullpen Coach
2020-21	Kansas City	American	Third Base Coach

BUILDING THE 40-MAN ROSTER

Year	Player	Transaction
2006	Salvador Perez	Signed as an international free agent, Oct. 10
2007	Danny Duffy	Selected in the third round of the First-Year Player Draft
2010	Whit Merrifield	Selected in the ninth round of the First-Year Player Draft
2011	Cam Gallagher	Selected in the second round of the First-Year Player Draft
	Jakob Junis	Selected in the 29th round of the First-Year Player Draft
	Adalberto Mondesi	Signed as an international free agent, July 27
2012	Jake Newberry	Selected in the 37th round of the First-Year Player Draft
2013	Hunter Dozier	Selected in the first round (8th overall) of the First-Year Player Draft
	Meibrys Viloria	Signed as an international free agent, July 2
2014	Scott Blewett	Selected in the second round of the First-Year Player Draft
	Ryan O'Hearn	Selected in the eighth round of the First-Year Player Draft
2015	Josh Staumont	Selected in the second round of the First-Year Player Draft
	Sebastian Rivero	Signed as an international free agent, July 10
2016	Nicky Lopez	Selected in the fifth round of the First-Year Player Draft
	Richard Lovelady	Selected in the 10th round of the First-Year Player Draft
	Nick Heath	Selected in the 16th round of the First-Year Player Draft
	Carlos Hernández	Signed as an international free agent, July 19
	Angel Zerpa	Signed as an international free agent, July 26
	Jorge Soler	Acquired from the Chicago Cubs for RHP Wade Davis, Dec. 7
2017	Daniel Tillo	Selected in the third round of the First-Year Player Draft
	Tyler Zuber	Selected in the sixth round of the First-Year Player Draft
	Scott Barlow	Signed as a Major League free agent, Dec. 8
	Brad Keller	Acquired from Cincinnati for future considerations following the Rule 5 Draft, Dec. 14
2018	Brady Singer	Selected in the first round (18th overall) of the First-Year Player Draft
	Kris Bubic	Selected in the Competitive Balance Round (40th overall) of the First-Year Player Draft
	Kelvin Gutierrez	Acquired with OF Blake Perkins and RHP Yohanse Morel from Washington for RHP Kelvin Herrera, June 18
2019	Kyle Zimmer@	Signed as a Major League free agent, Jan. 7
	Ryan McBroom	Acquired from the New York Yankees for cash or a PTBN and international slot money, Aug. 31
	Jesse Hahn	Signed as a Major League free agent, Dec. 13
2020	Ronald Bolaños	Acquired with OF Franchy Cordero from San Diego for LHP Tim Hill, July 16
	Lucius Fox	Acquired from Tampa Bay for OF Brett Phillips, Aug. 27
	Edward Olivares	Acquired with a PTBN from San Diego for RHP Trevor Rosenthal, Aug. 29
	Michael Taylor	Signed as a Major League free agent, Nov. 30
	Mike Minor	Signed as a Major League free agent, Dec. 1
	Carlos Santana	Signed as a Major League free agent, Dec. 8
	Greg Holland*	Signed as a Major League free agent, Dec. 14
2021	Andrew Benintendi	Acquired from Boston in a three-team trade that included the New York Mets, Feb. 10
	Jarrod Dyson	Signed as a Major League free agent, March 5

@ - Originally selected in the first round (5th overall) of the 2012 First-Year Player Draft
 * - Originally selected in the 10th round of the 2007 First-Year Player Draft

BY TRANSACTION TYPE

TRADES (8)

Jorge Soler	with Chicago Cubs, 2016
Brad Keller	with Cincinnati, 2017
Kelvin Gutierrez	with Washington, 2018
Ryan McBroom	with NY Yankees, 2019
Ronald Bolaños	with San Diego, 2020
Lucius Fox	with Tampa Bay, 2020
Edward Olivares	with San Diego, 2020
Andrew Benintendi	with Boston, 2021

FIRST-YEAR PLAYER DRAFT (16)

Danny Duffy	third round, 2007
Whit Merrifield	ninth round, 2010
Cam Gallagher	second round, 2011
Jakob Junis	29th round, 2011
Jake Newberry	37th round, 2012
Hunter Dozier	first round, 2013
Scott Blewett	second round, 2014
Ryan O'Hearn	eighth round, 2014
Josh Staumont	second round, 2015
Nicky Lopez	fifth round, 2016
Richard Lovelady	10th round, 2016
Nick Heath	16th round, 2016
Daniel Tillo	third round, 2017
Tyler Zuber	sixth round, 2017
Brady Singer	first round, 2018
Kris Bubic	CBA round, 2018

MAJOR LEAGUE FREE AGENTS (8)

Scott Barlow	Dec. 8, 2017
Kyle Zimmer@	Jan. 7, 2019
Jesse Hahn	Dec. 13, 2019
Michael Taylor	Nov. 30, 2020
Mike Minor	Dec. 1, 2020
Carlos Santana	Dec. 8, 2020
Greg Holland*	Dec. 14, 2020
Jarrod Dyson	March 5, 2021

INTERNATIONAL FREE AGENTS (6)

Salvador Perez	Sept. 27, 2006
Adalberto Mondesi	July 27, 2011
Meibrys Viloria	July 2, 2013
Sebastian Rivero	July 10, 2015
Carlos Hernández	July 19, 2016
Angel Zerpa	July 26, 2016

SCOTT BARLOW



SCOTT BARLOW

#58 • RIGHT-HANDED PITCHER

BATS
RIGHT

THROWS
RIGHT

HEIGHT
6-3

WEIGHT
210

BORN: DEC. 18, 1992 | NEW LONDON, CONN. | OD AGE: 28

SIGNED: MAJOR LEAGUE FREE AGENT, DEC. 8, 2017 | MLB SERVICE: 2 YEARS, 30 DAYS

2020 SEASON

- 👑 Made a Majors-most 32 appearances, two more than any other pitcher, and finished one outing shy of the franchise record for most in the first 60 games of a season, held by Jason Grimsley (33) in 2003...he also led the Majors with 25 scoreless appearances, one more than Mike Mayers (24).
- 👑 Recorded a career-high two saves and seven holds, second most by a Royals reliever in 2020, behind only Josh Staumont's eight.
- 👑 Had a career-low .239 opponents' average (27-for-113), including a .200 average (14-for-70) through Aug. 31 (.302 (13-for-43) in September).
- 👑 Among AL relievers who worked at least 10.0 innings in August, his 0.87 WHIP ranked ninth, while his 1.80 ERA (3 ER in 15.0 IP) ranked 17th.
- 👑 With two outs, held opponents to a .135 average (5-for-37) and a .179 on-base percentage with one extra-base hit, a HR by Ryan Braun on Sept. 19.
- 👑 Both of his victories came against Cleveland, including the Royals' first win of the year on July 25, when he pitched a scoreless ninth—recording back-to-back strikeouts with the bases loaded—ahead of Maikel Franco's go-ahead sac fly in the 10th...held opponents to 1-for-8 with the bases loaded.
- 👑 Earned the win on Aug. 31 vs. Cleveland, working a scoreless eighth ahead of Bubba Starling's go-ahead RBI single in the bottom of the frame.
- 👑 Recorded saves on Aug. 9 vs. Minnesota and Sept. 8 at Cleveland, and was one of four Royals pitchers to record multiple saves in 2020.
- 👑 His homer to Josh VanMeter on Aug. 12 at Cincinnati snapped his homerless streak at 45.0 innings, which included his first 11.0 innings in 2020, and was the second-longest active streak in the Majors at the time (*Elias*), trailing only Brandon Workman's 57.2-inning run without a home run.
- 👑 Surrendered just three runs over his first 20 outings (19.2 IP), which included a season-best scoreless streak of 7.2 innings (Aug. 15-31), spanning eight outings... allowed 11 runs in his next seven appearances (Sept. 2-19), before recording six-straight scoreless outings to end the season (Sept. 21-27).
- 👑 Charged with a season-high four runs on season-high-tying three hits on Sept. 19 at Milwaukee, allowing a three-run homer to Ryan Braun and a RBI double to Jacob Nottingham, marking the most runs he'd allowed in one outing since May 25, 2019 vs. the Yankees (Game 1).

HONORS AND AWARDS

- First MLB save: April 17, 2019 at Chicago White Sox
- 2018 MLB Japan All-Star Tour participant
- First MLB win: May 29, 2018 vs. Minnesota
- 2017 Texas League postseason All-Star
- 2016 Texas League midseason All-Star

CAREER HIGHLIGHTS

- 👑 **2019:** Made his first Opening Day roster and led KC relievers with 70.1 innings and 92 strikeouts, which ranked seventh among AL relievers.
- 👑 His 92 strikeouts were second most by a Royals rookie reliever, trailing only Jim York's 103 strikeouts in 93.1 innings in 1971, and were the eighth most by any Royals reliever (rookie or not).
- 👑 Pitched to a 2.84 ERA (10 ER in 31.2 IP) in 28 appearances vs. AL Central foes.
- 👑 Earned his first Major League save on April 17 at White Sox, pitching a scoreless bottom of the 10th following Hunter Dozier's go-ahead homer in the top half.
- 👑 Set a career high with six strikeouts in 2.0 innings on May 10 vs. Philadelphia...struck out the side in the seventh inning—all looking—on 14 pitches, becoming the first Royals reliever to strike out the side on all called strikes since Wade Davis on May 6, 2014 at San Diego (9th).
- 👑 Had a 1.77 ERA (4 ER in 20.1 IP) and .167 opponents' average (12-for-72) with 30 strikeouts (13.3 K/9) in his first 14 appearances through May 14.
- 👑 Optioned to Omaha (AAA) on July 1 and pitched 6.0 scoreless innings over three outings with the Storm Chasers, before being recalled on July 15.
- 👑 From his July 15 recall through the end of the season, he posted a 2.12 ERA (8 ER in 34.0 IP) and .205 opponents' average (25-for-122) in 31 appearances, with the fifth-best ERA in the American League during that time (min. 30.0 IP).
- 👑 Did not allow a home run over his last 34.0 innings from July 15 through season's end, the fourth-longest active streak to end the 2019 season, according to *Elias*, trailing only Boston's Brandon Workman (52.2 IP), the Cubs' Rowan Wick (37.1 IP) and the Yankees' Luis Severino (34.1 IP).
- 👑 **2018:** Made six appearances over two stints with the Royals, going 1-1 with a 3.60 ERA (6 ER in 15.0 IP).
- 👑 Recalled from Omaha (AAA) twice (April 17, April 20) as the 26th man, but did not make his debut until April 30 at Fenway Park, tossing 3.0 innings of relief (5 H, 2 R, 1 ER, 0 BB, 1 K).
- 👑 Earned his first big league victory on May 29 vs. Minnesota, tossing 4.0 hitless frames in a 2-1 win in 14 innings...his 4.0-inning stint without allowing a hit was the longest by a Royals reliever since José Santiago (also 4.0) on May 21, 2000 at Anaheim.
- 👑 In his May 29 outing vs. Minnesota, struck out five-consecutive hitters to become the first KC reliever with 4.0 hitless innings and five strikeouts in the same game since Jeff Montgomery on May 7, 1990 at Cleveland.
- 👑 Had two stints in the big leagues (April 28-May 4; May 28-June 17), before being placed on the 7-day disabled list on July 3...made rehab assignments with Surprise (Rookie) and Northwest Arkansas (AA).

SCOTT BARLOW (CONT.)

- 👑 Compiled a 1-4 mark and a 5.37 ERA (32 ER in 53.2 IP) with a save in 16 minor league appearances (13 starts) in his three stops.
- 👑 **2017:** Made 26 starts between Oklahoma City (AAA) and Tulsa (AA) in the Dodgers' organization...went 7-6 with a 3.29 ERA (51 ER in 139.2 IP).
- 👑 Named a Texas League post-season All-Star, going 6-3 with a 2.10 ERA (25 ER in 107.1 IP) with Tulsa...his ERA would have led the league, however he finished 5.0 innings shy of qualifying.
- 👑 Ranked fifth in the Texas League with 124 strikeouts (10.4 K/9), including three games with 10 or more, despite making just 19 starts for the Drillers.
- 👑 Earned Texas League Pitcher of the Week honors (June 11), going 2-0 with a 0.69 ERA (1 ER in 13.0 IP) with 13 strikeouts over two starts.
- 👑 **2016:** Named a Texas League All-Star, going 4-7 with a 3.98 ERA (55 ER in 124.1 IP) in 24 appearances (23 starts) with Tulsa.
- 👑 Allowed a run in his inning of work and recorded two strikeouts for the North Division in the All-Star Game at Hammons Field in Springfield, Missouri.
- 👑 **2015:** Limited to just 88.2 innings due to a pair of stints on the Injured List...however, he went 8-6 with a 3.35 ERA in 19 outings (18 starts) across four levels in the Dodgers' minor league system.
- 👑 Made three relief appearances for the Glendale Desert Dogs in the Arizona Fall League.
- 👑 **2012:** Missed the entire season due to right elbow surgery.

MISC NOTES

- 👑 **Scott A. Barlow** resides in Texarkana, Arkansas, with his wife, Klancy.
- 👑 Graduated from Golden Valley High School in Santa Clarita, California in 2011...named All-Foothill League in baseball as a senior, going 7-4 with a 3.17 ERA...set school record with 17 strikeouts in a game during his junior season.
- 👑 Participated in the MLB Japan All-Star Series in 2018...also pitched for Gigantes del Cibao in the Dominican Winter League, going 1-3 with a 5.26 ERA in eight appearances (seven starts).
- 👑 Participated in Royals FanFest in 2019 and 2020...has also been active with Royals Charities, by attending the Golf Tournament and Diamond of Dreams while also donating items for the Broadcast Auctions the last two years...also volunteers to help with children from the Dream Factory and lead youth baseball and softball clinics.
- 👑 Bypassed a scholarship from Fresno State University when he signed with the Dodgers.

CAREER PITCHING

YEAR	CLUB	W-L	ERA	G	GS	CG	SHO	SV	IP	H	R	ER	HR	HB	BB	SO	WP	BK	AVG
2011	Arizona Dodgers	0-1	27.00	2	0	0	0	0	1.2	5	5	5	1	0	2	1	0	0	.500
2012	Arizona Dodgers	Did Not Pitch - Injured																	
2013	Ogden	4-3	6.20	15	15	0	0	0	69.2	82	54	48	13	4	32	51	9	1	.295
2014	Great Lakes	6-7	4.50	23	21	0	0	1	106.0	113	64	53	11	8	35	104	8	0	.269
2015	Rancho Cucamonga	8-3	2.52	14	13	0	0	0	71.1	61	30	20	4	4	32	64	4	0	.236
	Arizona Dodgers@	0-1	4.00	3	3	0	0	0	9.0	8	7	4	1	0	4	11	2	1	.216
	Great Lakes	0-1	5.79	1	1	0	0	0	4.2	8	8	3	2	0	1	1	2	0	.381
	Oklahoma City	0-1	14.73	1	1	0	0	0	3.2	7	6	6	0	0	3	3	0	0	.438
2016	Tulsa	4-7	3.98	24	23	0	0	0	124.1	125	63	55	9	9	52	102	8	0	.260
2017	Tulsa	6-3	2.10	19	19	0	0	0	107.1	60	33	25	9	5	37	124	4	0	.161
	Oklahoma City	1-3	7.24	7	7	0	0	0	32.1	37	36	26	6	3	23	36	3	0	.276
2018	Omaha	1-4	6.11	13	10	0	0	1	45.2	54	33	31	9	2	21	50	1	0	.293
	KANSAS CITY	1-1	3.60	6	0	0	0	0	15.0	16	7	6	2	0	3	15	0	0	.258
	Surprise@	0-0	0.00	2	2	0	0	0	4.0	2	0	0	0	0	3	6	1	0	.154
	Northwest Arkansas@	0-0	2.25	1	1	0	0	0	4.0	3	1	1	0	1	0	4	1	0	.214
2019	KANSAS CITY	3-3	4.22	61	0	0	0	1	70.1	64	33	33	6	3	37	92	5	1	.240
	Omaha	0-0	0.00	3	0	0	0	0	1	6.0	3	0	0	0	0	3	5	0	.158
2020	KANSAS CITY	2-1	4.20	32	0	0	0	2	30.0	27	14	14	4	2	9	39	2	0	.239
Minor League Totals		30-34	4.23	128	116	0	0	3	589.2	568	340	277	65	36	248	562	43	2	.252
Major League Totals		6-5	4.14	99	0	0	0	3	115.1	107	54	53	12	5	49	146	7	1	.242

@ - Minor League injury rehab

CAREER TRANSACTIONS

- 2011 Selected by the Los Angeles Dodgers in the sixth round of the First-Year Player Draft...signed by Dennis Moeller
- 2017 Signed by the Kansas City Royals as a Major League free agent, Dec. 8

CAREER BATTING/FIELDING

	AVG.	AB	H	HR	RBI	POSITION	PCT.	G	TC	PO	A	E	DP
MLB Totals	.000	0	0	0	0	Pitcher	.857	99	14	2	10	2	0

SINGLE GAME BESTS

STRIKEOUTS

- 6 May 10, 2019 vs. PHI
- 5 May 29, 2018 vs. MIN
- June 1, 2018 vs. OAK

INNINGS PITCHED

- 4.0 May 29, 2018 vs. MIN
- 3.0 (3x) Last: June 6, 2018 @ LAA

WINNING STREAK

- 2 Aug. 31, 2019-July 25, 2020

ANDREW BENINTENDI



ANDREW BENINTENDI

#16 • OUTFIELDER

BATS
LEFT

THROWS
LEFT

HEIGHT
5-9

WEIGHT
180

BORN: JULY 6, 1994 | CINCINNATI, OHIO | OD AGE: 26

ACQUIRED: TRADE W/ BOSTON, FEB. 10, 2021 | MLB SERVICE: 4 YEARS, 62 DAYS

2020 SEASON

- 🏆 Limited to 14 games due to a right rib cage strain...went on the Injured List on Aug. 12 and missed the remainder of the season.
- 🏆 Made his fourth-straight Opening Day start in left field, joining Carl Yastrzemski (1961-66) and Duffy Lewis (1911-15) as the only Red Sox players to make four or more Opening Day starts in left field at age 26 or younger.
- 🏆 Recorded his 500th career hit on July 29 at the Mets, with a double in the ninth inning.
- 🏆 Reached base safely multiple times in four-straight games (July 28-Aug. 1), drawing seven walks in that span.
- 🏆 Led the Red Sox in walks (11) through Aug. 11, which also ranked tied for sixth in the American League.

HONORS AND AWARDS

- 2018 World Series Champion (Boston)
- 2017 Red Sox Rookie of the Year
- 2017 *Baseball America* All-Rookie Team
- 2017 Topps All-Rookie Team
- 2016 *Baseball America* Minor League All-Star Second Team
- **First MLB home run:** Aug. 21, 2016 at Detroit, two-run shot off Shane Greene
- **First MLB hit:** Aug. 3, 2016 at Seattle, single off Hisashi Iwakuma
- 2016 SiriusXM All-Star Futures Game selection
- Two-time MiLB.com Organization All-Star (2015, 2016)
- 2015 *Baseball America* Short-Season All-Star
- 2015 Greg Montalbano Minor League Player of the Year

CAREER HIGHLIGHTS

- 🏆 Acquired by the Royals on Feb. 10, in a three-way trade that included the Boston Red Sox and New York Mets... KC sent OF Franchy Cordero and two players to be named to Boston and OF Khalil Lee to New York in the deal...the Red Sox also acquired RHP Josh Winckowski from the Mets.
- 🏆 Enters the 2021 season with 32 career outfield assists, which are more than any other player since the start of 2017...of his assists, 29 of them have come as a left fielder, which are also tops in baseball.
- 🏆 In eight career games at Kauffman Stadium, he's hit .485 (16-for-33) with four doubles, a triple, two homers, three RBI and 11 runs scored.
- 🏆 **2019:** Batted .266 (144-for-541), tying for fifth in the American League in doubles (40)...also had a .343 on-base percentage, his third-straight season with a .340+ OBP (.352 in 2017 and .366 in 2018).
- 🏆 Also ranked fifth in the Majors with a .326 average (60-for-184) with two outs, while his 44 two-out RBI tied for sixth in baseball.
- 🏆 Tied for third among Major League left fielders with nine assists, which also tied for sixth among AL outfielders.
- 🏆 Drove in five of Boston's six runs on April 20 at Tampa Bay, hitting his first career grand slam in the second inning and a game-winning sac fly in the ninth.
- 🏆 Recorded two outfield assists on April 23 vs. Detroit (Game 2) and July 16 vs. Toronto, his second and third career games with multiple assists.
- 🏆 Clubbed his first extra-innings home run on May 8 at Baltimore, hitting a go-ahead solo shot in the 12th, which proved to be the winning run in a 2-1 triumph.
- 🏆 Scored at least one run in a career-best eight-straight games, from June 4-12.
- 🏆 Homered in a career-best three consecutive games, July 27-30, collecting three hits in each...became the second Red Sox player to record three hits or more, with one of them being a home run, in three-straight games, joining Mike Greenwell (1988), according to *Elias*.
- 🏆 From July 22-Sept. 3, hit .338/.389/.596 (46-for-136) with 15 doubles, a triple, six homers and 18 runs scored... however, he hit .123 (7-for-57) with one extra-base hit from Sept. 4 to the end of the season.
- 🏆 **2018:** In his second full season in the Majors, batted a career-best .290 (168-for-579) with an .830 OPS, 63 extra-base hits and 21 steals.
- 🏆 Finished second to Seattle's Jean Segura in the All-Star Final Vote.
- 🏆 Ranked sixth in the American League with 103 runs scored...one of 12 Major Leaguers to score 100+ runs and collect 80+ RBI...also tied for eighth in the AL in triples (6) and tied for ninth in doubles (41).
- 🏆 Collected a career-high 12 outfield assists, which tied for the Major League lead with Billy Hamilton and Mitch Haniger.
- 🏆 After hitting .218 (17-for-78) with a .706 OPS through the first 21 games of the season (April 25), batted .301/.369/.481 (151-for-501) over his final 127 games (beginning April 26).
- 🏆 Recorded a career-long 18-game on-base streak (May 26-June 13), during which he hit .375 (27-for-72) with a 1.270 OPS, six doubles, two triples, seven homers, 16 RBI and 17 runs scored.
- 🏆 Hit his first-career leadoff home run on June 7 vs. Detroit, off Matthew Boyd.
- 🏆 Collected a career-high four walks on July 7 at Kansas City, also recording a double and a homer...became the first Red Sox player to reach base six times in a nine-inning game since Mo Vaughn in 1993.
- 🏆 **2017:** In his first full season with the Red Sox, slashed .271/.352/.424 (155-for-573) with 26 doubles, 20 homers and 90 RBI in 151 games.
- 🏆 Finished second to the Yankees' Aaron Judge in American League Rookie of the Year voting.
- 🏆 Led Major League rookies in steals (20), and ranked among rookie leaders in hits (third), runs (third, 84), RBI (tied for third), doubles (tied for third), walks (second, 70) and times on base (second, 231).

ANDREW BENINTENDI (CONT.)

- 👑 Became the third Red Sox rookie to hit 20+ homers and steal 20+ bases, joining Ellis Burks (1987) and Nomar Garciaparra (1997).
- 👑 Recorded 11 outfield assists (all in left field), which were the most among rookie outfielders and tops among AL left fielders...marked the most assists by a Red Sox rookie left fielder since Carl Yastrzemski (11 in 1961).
- 👑 Named AL Rookie of the Month for August, batting .333 (34-for-102) with five doubles, six homers, 19 RBI, 18 runs scored and nine stolen bases, which tied for the AL lead.
- 👑 Recorded a pair of five-hit games: April 23 at Baltimore and July 4 at Texas, becoming the first Red Sox rookie with multiple five-hit games (*Elias*)...also reached base five times on four occasions.
- 👑 According to *Elias*, became the fifth Major League player to have two multi-homer games with 6+ RBI during his rookie season, joining Max Kepler (2016), Cody Ross (2006), Rudy York (1937) and Hal Trosky (1933), doing so on July 4 at Texas and Aug. 12 at Yankee Stadium.
- 👑 Ranked second in the Majors with four game-winning RBI in extra innings (June 13 vs. Philadelphia, July 3 at Texas, Aug. 13 at the Yankees and Sept. 18 at Baltimore), with only Mark Trumbo (5) having more.
- 👑 Hit five of his 20 home runs at Yankee Stadium, breaking a 112-year-old single-season record by a rookie against the Yankees on the road (*Elias*)...St. Louis' George Stone held the previous record (4 at Hilltop Park) in 1905.
- 👑 Made his first Opening Day start at 22 years, 271 days old to become the Red Sox' youngest Opening Day starter in left field since Carl Yastrzemski in 1962 (22 years, 231 days).
- 👑 Entered the season as the No. 1 prospect in baseball according to *Baseball America*...also ranked by *Baseball America* as the best hitter for average, best athlete, best defensive outfielder and as having the best strike-zone discipline in the Red Sox organization.
- 👑 **2016:** Made his big league debut on Aug. 2 at Seattle, less than 14 months after being selected seventh overall in the 2015 First-Year Player Draft...debuted despite having never played a game at the Triple-A level.
- 👑 Made 27 starts in left field and three in center field over the final two months of the season.
- 👑 Recorded his first hit with a single off Hisashi Iwakuma in the third inning on Aug. 3 at Seattle.
- 👑 Collected his first triple on Aug. 21 at Detroit in the sixth inning and added his first home run in the seventh... according to *Elias*, became the third Red Sox player to record his first triple and homer in the same game, joining Dwight Evans (Sept. 20, 1972 vs. Baltimore) and Rico Petrocelli (June 20, 1965 at the White Sox).
- 👑 Among AL rookies with at least 100 plate appearances, ranked fifth in average (.295) and fourth in OPS (.835).
- 👑 Hit .338 (26-for-77) with a .984 OPS vs. right-handed pitching and batted .542 (13-for-24) when leading off an inning.
- 👑 Placed on the 15-day IL (left knee sprain) on Aug. 24 and reinstated on Sept. 13.
- 👑 Named to the *Baseball America* Minor League All-Star Second Team following the season...combined to hit .312 (116-for-372) with a .910 OPS between Salem (A+) and Portland (AA).
- 👑 At the time of his call-up, his 12 triples were tied for the lead among all minor league players and his 76 RBI led all Red Sox farmhands.
- 👑 Earned the Greg Montalbano Minor League Player of the Year award from the Boston chapter of the BBWAA.
- 👑 **2015:** Made his professional debut, combining to slash .313/.416/.556 (62-for-198) with Lowell (A) and Greenville (A).
- 👑 Ranked as the No. 3 prospect in the Red Sox organization by *Baseball America* as well as the No. 1 prospect overall in the New York-Penn League.

POSTSEASON HIGHLIGHTS

- 👑 Played in 21 postseason games between 2016-18...owns a lifetime .272 average (22-for-81) with five doubles, two homers, nine RBI and 18 runs scored.
- 👑 **2018:** Appeared in each of Boston's 14 postseason games and started 13 of them...led all postseason participants with 15 runs scored...became the 15th player in MLB history to score 15+ runs in a single postseason and first since Ben Zobrist with the Royals in 2015.
- 👑 In Game 4 of the ALCS at Houston, made a game-ending diving catch in left field with the bases loaded, protecting an 8-6 lead...the catch was recognized by the *Associated Press* as the Play of the Year across all sports.
- 👑 In Game 1 of the World Series vs. the Dodgers, went 4-for-5 with a double, and an RBI and three runs scored...became the first Major League player to record at least four hits and score three runs or more in his first World Series game...also became the third Red Sox player to record four hits in a World Series game, joining Jacoby Ellsbury (4-for-5, 2007 Game 3 at Colorado) and Wally Moses (4-for-5, 1946 Game 4 vs. St. Louis).
- 👑 **2017:** Started each of Boston's four ALDS games vs. Houston in left field.
- 👑 In Game 4 at Fenway Park, hit a two-run homer off Justin Verlander to give the Sox a 3-2 lead in the fifth...marked the 12th home run to turn a deficit into a lead in Boston postseason history.
- 👑 **2016:** Started in each of Boston's three ALDS games vs. Cleveland in left field.
- 👑 Led off the third inning of Game 1 with a home run, becoming the youngest player (22 years, 92 days) to hit a postseason HR for the Red Sox (previous: Reggie Smith, 22 years, 188 days)...the only other players to homer for Boston in their first postseason plate appearance are Todd Walker (2003 ALDS vs. Oakland) and José Santiago (1967 World Series vs. St. Louis).

MISC NOTES

- 👑 Full name is **Andrew Sebastian Benintendi**...resides in Nashville, Tennessee, during the offseason.
- 👑 Graduated from Madeira High School in Cincinnati, Ohio...named ACBA/Rawlings National High School Player of the Year, Gatorade Ohio Baseball Player of the Year and a First Team All-American in 2013...hit .564 with 12 homers, 57 RBI and 38 stolen bases during his senior year.
- 👑 Attended the University of Arkansas, playing for two seasons and leading the Razorbacks to the 2015 College World Series...is the fourth-highest draft pick in school history (seventh overall) in 2015, behind Jeff King (1st) in 1986, Heston Kjerstad (2nd) in 2020 and Kevin McReynolds (6th) in 1981.
- 👑 At Arkansas, led Division I players in homers (20), and ranked third in slugging percentage (.717) in 2015, winning the Dick Howser Trophy as the top Division I baseball player in the country and the Golden Spikes Award as the nation's top amateur player...also named National Player of the Year by *Baseball America*... became the first Arkansas player to win SEC Player of the Year and National Player of the Year honors in 2015...became the third player to lead the SEC in HR and average in the same year (Rafael Palmeiro in 1984 and Jeff Abbott in 1994).
- 👑 Visited patients at Walter Reed Medical Center in Washington D.C., in May 2019...took part in several meet-and-greet events and played in the Children's Hospital Celebrity Golf Classic during Spring Training with Boston.
- 👑 Selected by Cincinnati in the 31st round of the 2013 First-Year Player Draft, but opted to attend the University of Arkansas.

ANDREW BENINTENDI (CONT.)

CAREER BATTING

YEAR	CLUB	AVG	G	AB	R	H	2B	3B	HR	RBI	SAC	SF	HBP	BB	SO	SB	CS	OBP	SLG	E
2015	Lowell	.290	35	124	19	36	2	4	7	15	1	2	1	25	15	7	1	.408	.540	0
	Greenville	.351	19	74	17	26	5	0	4	16	0	1	1	10	9	3	2	.430	.581	1
2016	Salem	.341	34	135	30	46	13	7	1	32	0	2	3	15	9	8	2	.413	.563	1
	Portland	.295	63	237	40	70	18	5	8	44	0	2	0	24	30	8	7	.357	.515	0
	BOSTON	.295	34	105	16	31	11	1	2	14	1	1	1	10	25	1	0	.359	.476	1
2017	BOSTON	.271	151	573	84	155	26	1	20	90	1	8	6	70	112	20	5	.352	.424	5
2018	BOSTON	.290	148	579	103	168	41	6	16	87	2	7	2	71	106	21	3	.366	.465	4
2019	BOSTON	.266	138	541	72	144	40	5	13	68	3	5	7	59	140	10	3	.343	.431	2
2020	BOSTON	.103	14	39	4	4	1	0	0	1	1	0	1	11	17	1	2	.314	.128	0
Minor League Totals		.312	151	570	106	178	38	16	20	107	1	7	5	74	63	26	12	.392	.540	2
Major League Totals		.273	485	1837	279	502	119	13	51	260	8	21	17	221	400	53	13	.353	.435	12

* - Led league, + - Tied for league lead, @ - Minor League injury rehab

POSTSEASON BATTING

YEAR	SERIES	VS. OPP.	AVG	G	AB	R	H	2B	3B	HR	RBI	SH	SF	HP	BB	SO	SB	CS	E
2016	AL Division Series	vs. CLE	.333	3	9	1	3	1	0	1	2	0	0	0	0	1	0	0	0
2017	AL Division Series	vs. HOU	.250	4	16	2	4	0	0	1	2	0	0	0	1	3	0	0	0
2018	AL Division Series	vs. NYY	.286	4	14	5	4	1	0	0	3	0	0	1	3	3	2	0	0
	AL Championship Series	vs. HOU	.208	5	24	4	5	2	0	0	1	0	0	0	0	7	0	0	0
	World Series	vs. LAD	.333	5	18	6	6	1	0	0	1	0	0	0	1	3	0	0	0
Division Series Totals			.282	11	39	8	11	2	0	2	7	0	0	1	4	7	2	0	0
Championship Series Totals			.208	5	24	4	5	2	0	0	1	0	0	0	0	7	0	0	0
World Series Totals			.333	5	18	6	6	1	0	0	1	0	0	0	1	3	0	0	0
Postseason Totals			.272	21	81	18	22	5	0	2	9	0	0	1	5	17	2	0	0

CAREER TRANSACTIONS

- 2013 Selected by the Cincinnati Reds in the 31st round of the First-Year Player Draft...did not sign
- 2015 Selected by the Boston Red Sox in the first round (7th) of the First-Year Player Draft...signed by Chris Mears
- 2016 Placed on the 15-day Injured List (sprained left knee), Aug. 25...reinstated Sept. 13
- 2018 Placed on the Bereavement/Family Medical Emergency List, July 13...reinstated July 16
- 2020 Placed on the 10-day Injured List (strained right rib cage), Aug. 12...transferred to 60-day IL, Sept. 8...reinstated Oct. 31
- 2021 Acquired by the Kansas City Royals with cash considerations as part of a three-team trade involving the Boston Red Sox and New York Mets...the Red Sox received OF Franchy Cordero and two players to be named from Kansas City and RHP Josh Winckowski and a player to be named from New York...the Mets received OF Khalil Lee from Kansas City, Feb. 10

SINGLE GAME BESTS

HITS

- 5 April 23, 2017 at BAL
- July 4, 2017 at TEX
- 4 (2x) Last: July 6, 2019 at DET

DOUBLES

- 3 Aug. 1, 2019 vs. TB
- 2 (13x) Last: Aug. 5, 2019 vs. KC

RBI

- 6 July 4, 2017 at TEX
- Aug. 12, 2017 at NYY
- 5 April 20, 2019 at TB
- 4 (2x) Last: July 28, 2019 vs. NYY

RUNS

- 4 (2x) Last: July 7, 2018 at KC
- 3 (7x) Last: July 27, 2019 vs. NYY

HITTING STREAKS

- 11 Aug. 5-18, 2017
- 10 July 31-Aug. 11, 2018
- 9 May 8-16, 2018
- June 14-24, 2019
- 8 June 1-10, 2019

HOME RUN INFORMATION

MULTI-HOMER GAMES (3)

- June 4, 2017 at BAL (2)
- July 4, 2017 at TEX (2)
- Aug. 12, 2017 at NYY (2)

GRAND SLAMS (1)

- April 20, 2019 at TB (Morton)

PINCH-HIT (1)

- Sept. 25, 2017 vs. TOR (Leone)

LEADOFF (1)

- June 7, 2018 vs. DET (Boyd)

WALK-OFF INFORMATION

- 👑 June 13, 2017 vs. Philadelphia, (single off Garcia; 12th)
- 👑 Aug. 5, 2018 vs. NY Yankees, (single off Holder; 10th)
- 👑 July 14, 2017 vs. NY Yankees, (walk off Chapman; 9th)

CAREER FIELDING

POSITION	PCT.	G	TC	PO	A	E	DP
Outfield	.985	475	799	755	32	12	6

SCOTT BLEWETT



SCOTT BLEWETT

#64 • RIGHT-HANDED PITCHER

BATS
RIGHT

THROWS
RIGHT

HEIGHT
6-6

WEIGHT
245

BORN: APRIL 10, 1996 | SYRACUSE, N.Y. | OD AGE: 24

SELECTED: SECOND ROUND, 2014 DRAFT | MLB SERVICE: 31 DAYS

2020 SEASON

- Made his Major League debut on Sept. 18 at Milwaukee, in which he tossed 2.0 scoreless innings.
- Had a one-day stint in the Majors on Aug. 5 and was the 29th Man in the Aug. 15 doubleheader at Minnesota, before being recalled on Sept. 16...spent a majority of

- the season at the Royals Alternate Training site.
- Pitched the ninth inning on Sept. 23 vs. St. Louis, allowing a pair of runs on three hits, with a walk and two strikeouts.

HONORS AND AWARDS

• 2018 Texas League midseason All-Star

• 2017 MiLB.com Organization All-Star

CAREER HIGHLIGHTS

- 2019:** Opened the year with Omaha (AAA), but made his last five starts at Northwest Arkansas (AA)...spent two weeks on the Injured List (June 27-July 11).
- Won consecutive starts to open the year, April 8 at Memphis (14-3) and April 14 vs. New Orleans (11-10)...also fanned a season-high 10 hitters in his April 20 start at New Orleans (6.2 IP), taking a no-decision.
- Won three starts in a row (May 30-June 10), allowing four earned runs in 18.0 innings (2.00 ERA) in that span, before losing six-straight decisions between June 16-Aug. 17, which included his first three outings with Northwest Arkansas.
- Fanned 34 hitters in 25.1 innings (12.08 K/9) over his five starts with the Nationals, including seven or more in each of his last four outings.
- 2018:** Spent the entire season at Northwest Arkansas (AA), matching a career high in wins (8), while his 26 appearances and 148.1 innings were the second-highest totals of his career.
- Selected to the Texas League All-Star Game in Midland,

- Texas...tossed a scoreless second inning for the North Division.
- Went 4-0 with a 2.90 ERA (16 ER in 49.2 IP) and a .232 (42-for-181) opponents' average from July 23 to the end of the year.
- Named Texas League Pitcher of the Week (Aug. 12), after tossing his fourth career complete game on Aug. 10.
- 2017:** Ranked second in the Carolina League in innings and starts, fifth in strikeouts and 10th in WHIP, being named an Organization All-Star by MiLB.com.
- Recorded the first shutout of his professional career on July 2, 2-0 over Salem...scattered four hits and allowed no walks with four strikeouts...it was one of 11 individual shutouts in the Carolina League in 2017.
- 2016:** Tossed two complete games vs. Hagerstown (with Lexington), tying him for the South Atlantic League lead.
- 2014:** Ranked as the sixth-best prospect in the Appalachian League by *Baseball America*, following his first professional season.

MISC NOTES

- Full name is **Scott Thomas Blewett**...resides in Phoenix, Arizona, during the offseason.
- Graduated from C.W. Baker High School (N.Y.) in 2014...

named New York Gatorade Player of the Year as a senior, going 4-0 with a 0.23 ERA with 50 strikeouts in 30.0 innings...completed his high school career with a 21-0 record.

CAREER PITCHING

YEAR	CLUB	W-L	ERA	G	GS	CG	SHO	SV	IP	H	R	ER	HR	HB	BB	SO	WP	BK	AVG
2014	Burlington	1-2	4.82	8	7	0	0	0	28.0	27	16	15	3	3	15	29	6	0	.262
2015	Lexington	3-5	5.20	18	18	0	0	0	81.1	88	51	47	6	3	24	60	10	0	.272
2016	Lexington	8-11	4.31	25	25	2	0	0	129.1	138	72	62	10	8	51	121	18	1	.275
2017	Wilmington	7-10	4.07	27	27	1	1	0	152.2	153	76	69	16	7	52	129	13	0	.262
2018	Northwest Arkansas	8-6	4.79	26	25	1	0	0	148.1	164	84	79	12	12	49	100	10	2	.282
2019	Omaha	5-8	8.52	18	16	0	0	0	81.1	115	82	77	24	6	46	56	9	0	.333
	Northwest Arkansas	1-3	3.55	5	5	0	0	0	25.1	21	11	10	2	1	8	34	0	0	.221
2020	KANSAS CITY	0-0	6.00	2	0	0	0	0	3.0	6	2	2	0	0	1	4	0	0	.400
Minor League Totals		33-45	5.00	127	123	4	1	0	646.1	706	392	359	73	40	245	529	66	3	.279
Major League Totals		0-0	6.00	2	0	0	0	0	3.0	6	2	2	0	0	1	4	0	0	.400

CAREER TRANSACTIONS

2014 Selected by the Kansas City Royals in the second round of the First-Year Player Draft...signed by Bobby Gandolfo

RONALD BOLAÑOS



RONALD BOLAÑOS

#57 • RIGHT-HANDED PITCHER

BATS: RIGHT THROWS: RIGHT HEIGHT: 6-2 WEIGHT: 230

BORN: AUG. 23, 1996 | SANTA CRUZ DEL NORTE, CUBA | OD AGE: 24

ACQUIRED: TRADE W/ SAN DIEGO, JULY 16, 2020 | MLB SERVICE: 56 DAYS

2020 SEASON

- Acquired from the San Diego Padres on July 16, with OF Franchy Cordero, for LHP Tim Hill.
- Made a pair of starts, July 26 at Cleveland and Aug. 1 vs. the White Sox.
- Took the loss in his first start, allowing two unearned runs on three hits and a walk over 2.0 innings...became one of seven pitchers to lose a game in which they did not allow an earned run in 2020, and first Royal since Bruce Chen (6.0 IP, 4 R, 0 ER) at San Diego on June 29, 2011.
- Became the third Cuban-born pitcher to start a game for the Royals, joining Onelki García (2017) and Zip Sánchez (1988).

CAREER HIGHLIGHTS

- 2019:** Split a majority of the season between Lake Elsinore (A+) and Amarillo (AA), before making five appearances (3 starts) for San Diego in September, including his Major League debut on Sept. 3.
- Tossed 6.0 innings, allowing two runs on five hits at Arizona in his MLB debut, taking a 2-1 loss...surrendered both runs in the first inning, before tossing 5.0 scoreless frames thereafter.
- Went 0-1 with a 8.49 ERA with 11 strikeouts and 10 walks across his next three appearances (2 starts), before tossing 2.0 scoreless innings of relief in the Padres final game of the season on Sept. 29 at Chase Field.
- Opened the year with Lake Elsinore and posted a 2.85 ERA (17 ER in 53.2 IP) through his first 10 starts... allowed two earned runs or fewer in nine of his 10 starts, working 5.0 innings or more in eight of them.
- 2018:** Made 25 appearances (23 starts) for Lake Elsinore, going 6-9 with a 5.11 ERA (71 ER in 125.0 IP).
- Tied for ninth in the California League in starts (23), ranked 10th in strikeouts (118) and 11th in innings (125.0)...his strikeout total was second-highest on the team, behind only Pedro Avila's 142.
- Two of his three postseason appearances were scoreless, pitching to a 2.70 ERA (1 ER in 3.1 IP) with six strikeouts.
- 2017:** Made his professional debut with Fort Wayne (A), across 16 appearances (11 starts).
- Tossed 2.0 scoreless frames in a Game 3 semifinal at Dayton, as Fort Wayne advanced to the Midwest League Championship Series...followed Michel Báez's 5.0 scoreless innings in a 3-0 triumph.

MISC NOTES

- Full name is **Ronald Bolaños Coto**...resides in Port-Au-Prince, Haiti during the offseason.

CAREER PITCHING

YEAR	CLUB	W-L	ERA	G	GS	CG	SHO	SV	IP	H	R	ER	HR	HB	BB	SO	WP	BK	AVG
2017	Fort Wayne	5-2	4.41	16	11	1	0	0	69.1	65	38	34	3	2	34	51	4	5	.253
2018	Lake Elsinore	6-9	5.11	25	23	0	0	0	125.0	138	84	71	13	10	50	118	9	1	.282
2019	Amarillo	8-5	4.23	15	13	0	0	0	76.2	71	39	36	7	10	30	88	7	0	.249
	Lake Elsinore	5-2	2.85	10	10	0	0	0	53.2	37	24	17	4	3	23	54	9	2	.193
	SAN DIEGO	0-2	5.95	5	3	0	0	0	19.2	17	13	3	1	12	19	1	0	.230	
2020	KANSAS CITY	0-2	12.27	2	2	0	0	0	3.2	8	7	5	2	1	3	2	2	0	.471
Minor League Totals		24-18	4.38	66	57	1	0	0	324.2	311	185	158	27	25	137	311	29	8	.254
Major League Totals		0-4	6.94	7	5	0	0	0	23.1	25	20	18	5	2	15	21	3	0	.275

CAREER TRANSACTIONS

- 2016 Signed by the San Diego Padres as an international free agent, Aug. 4
- 2020 Acquired by the Kansas City Royals with OF Franchy Cordero for LHP Tim Hill, July 16

CAREER BATTING/FIELDING

	AVG.	AB	H	HR	RBI	POSITION	PCT.	G	TC	PO	A	E	DP
MLB Totals	.000	5	0	0	1	Pitcher	1.000	7	2	2	0	0	0

SINGLE GAME BESTS

STRIKEOUTS

- 5 Sept. 10, 2019 vs. CHC
- 4 (3*) Last: Sept. 29, 2019 at ARZ

INNINGS PITCHED

- 6.0 Sept. 3, 2019 at ARZ
- 5.0 Sept. 10, 2019 vs. CHC



KRIS BUBIC

#50 • LEFT-HANDED PITCHER

BATS
LEFT

THROWS
LEFT

HEIGHT
6-3

WEIGHT
225

BORN: AUG. 19, 1997 | CUPERTINO, CALIF. | OD AGE: 23

SELECTED: COMP. BALANCE ROUND (40TH OVERALL), 2018 DRAFT | MLB SERVICE: 164 DAYS

2020 SEASON

- Made his Major League debut in Kansas City's eighth game of the season on July 31 vs. the White Sox, suffering a 3-2 loss...started 10 games during his rookie campaign.
- Earned his first win in his eighth start, Sept. 11 vs. Pittsburgh...allowed one run over 5.0 innings, to join five other Royals to record his first win in 2020.
- Recorded 49 strikeouts in 50.0 innings for an 8.82 K/9, setting the franchise's rookie record (min. 10 starts), ahead of Bob Johnson's 8.66 mark (206 K in 214.0 IP) in 1970...his ratio ranked second among all rookies, trailing Houston's Cristian Javier (8.94).
- In his debut, became the youngest Royals pitcher (22 years, 347 days) to make his MLB debut as a starter since the late Yordano Ventura (22 years, 106 days) on Sept. 17, 2013 vs. Cleveland...became the first left-handed pitcher to debut as a starter for the Royals prior to his 23rd birthday since Will Smith in 2012.
- He (8th game) and Brady Singer (2nd game) became the third pair of American League teammates since 2000 to debut as starting pitchers within the team's first eight games, joining the 2020 Toronto Blue Jays (Tom Hatch & Nate Pearson) and the 2009 Oakland A's (Trevor Cahill & Brett Anderson).
- According to *Elias*, he became the eighth Royals pitcher since 1995 to start a game within two seasons of being

drafted, joining Brady Singer, Luke Hochevar, J.P. Howell, Zack Greinke, Mike MacDougal, Dan Reichert and José Rosado...Bubic and Singer became the first set of Royals from the same draft class to debut as starting pitchers two years after being drafted, and the first in the Majors since San Diego's Joey Lucchesi and Eric Lauer in 2018 (drafted in 2016).

- Held opponents to two earned runs or fewer in seven of his 10 starts, matching Minnesota's Randy Dobnak for the most among AL rookies and trailing only the Dodgers Dustin May (10) for most among all rookies.
- Allowed two earned runs or fewer in a four-start stretch between Aug. 30-Sept. 19, a stretch in which he went 1-2, despite a 1.99 ERA (5 ER in 22.2 IP), which ranked third among qualifying AL pitchers in that span.
- Suffered a 5-0 loss on Sept. 19 in Milwaukee, despite not allowing an earned run (1 UER) on one hit over 5.1 innings...became the first Royal to lose a start in which he allowed no earned runs and one hit, and first in MLB to do so since David Price on Aug. 21, 2014 (8.0 IP)...it was the 13th time a Royals starter has lost a game in which he allowed just one hit.
- Seven of his 10 starts came against All-Star caliber mound opponents, including his first three starts vs. former Cy Young Award winner, Dallas Keuchel (July 31), four-time All-Star Yu Darvish (Aug. 5) and 2019 All-Star Luis Castillo (Aug. 11).

HONORS AND AWARDS

- First MLB win: Sept. 11, 2020 vs. Pittsburgh
- 2019 Paul Splittorff Minor League Pitcher of the Year
- 2019 Wilmington Pitcher of the Year
- 2019 MiLB.com Fan's Choice: Best Starting Pitcher
- 2019 MiLB.com Organization All-Star

- 2019 *Baseball America* Class High A All-Star
- 2019 Carolina League postseason All-Star
- 2019 SiriusXM All-Star Futures Game selection
- 2018 Pioneer League midseason All-Star

CAREER HIGHLIGHTS

- Made his Major League debut in 2020, despite not making an appearance at the Double-A or Triple-A levels prior...according to Royals Hall of Fame Director Curt Nelson, he's the seventh known player in club history to make the jump from A-ball to the Majors (not including Rule 5 picks)...later in the season, RHP Carlos Hernández became the eighth Royal to jump from A-ball to the Majors.
- 2019: Named the Wilmington (A+) Pitcher of the Year, after splitting the season between Wilmington and Lexington (A)...posted a combined record of 11-5 with a 2.23 ERA (37 ER in 149.1 IP) in 26 starts.
- Led the Minor Leagues with 185 strikeouts (11.15 K/9), while his two complete games were tied for the most in the minors...also ranked sixth in WHIP (0.97), tied for ninth in wins and 10th in ERA.
- Selected to pitch in the SiriusXM All-Star Futures Game, recording the final two outs in the fourth inning...named MiLB.com Fans' Choice for Best Starting Pitcher, a Carolina League postseason All-Star and a *Baseball America* High Class A All-Star.
- Registered his first professional shutout on Aug. 15 vs. Lynchburg, allowing one hit and one walk over 9.0

scoreless innings...lone hit was a single to lead off the ninth inning.

- His two complete games came in consecutive starts: Aug. 8 at Fayetteville (9.0 IP, 3 H, 1 R) and Aug. 15 vs. Lynchburg.
- Recorded seven games with double-digit strikeouts, including a career-high 12 vs. Columbia (with Lexington) on April 12...also collected 11 K's on three occasions with Wilmington: July 17 at Winston-Salem, Aug. 8 at Fayetteville and Aug. 15 vs. Lynchburg.
- Allowed no more than two earned runs in any of his final 10 starts (July 12-end of season), posting a 1.39 ERA (10 ER in 64.2 IP) in that span.
- 2018: Made 10 starts with Idaho Falls (Rookie) in his first professional season...named a Pioneer League midseason All-Star.
- Fanned 53 batters in 38.0 innings (12.6 K/9), including a pair of 10-K performances: Aug. 1 at Orem and Aug. 15 at Billings.
- Earned his first professional victory on Aug. 1 at Orem, allowing two unearned runs on three hits over 5.0 innings in a 20-5 triumph.

KRIS BUBIC (CONT.)

MISC NOTES

- Full name is **Kristofer Sime Bubic** (pronounced: Boobich)...resides in Cupertino, California, during the offseason.
- Donated proceeds from his Cameo account to Royals Charities as well as the Harvester Food Network in 2020.
- Graduated from Archbishop Mitty High School (Calif.) in 2015.
- Attended Stanford University...went 8-1 with a 2.62 ERA

(25 ER in 86.0 IP) with 101 strikeouts in 15 starts as a junior (2018) for the Pac-12 champions...named All-Pac-12 with the third-most strikeouts and fifth-lowest ERA in the league in 2018...one of 40 players to be selected to the Golden Spikes Award midseason Watch List.

- Majored in communications at Stanford and aspires to be a sports color commentator.
- Enjoys golfing, listening to music and playing guitar as his favorite offseason activities...he is also a novice chef.

CAREER PITCHING

YEAR	CLUB	W-L	ERA	G	GS	CG	SHO	SV	IP	H	R	ER	HR	HB	BB	SO	WP	BK	AVG
2018	Idaho Falls	2-3	4.03	10	10	0	0	0	38.0	38	25	17	2	3	19	53	2	0	.253
2019	Lexington	4-1	2.08	9	9	0	0	0	47.2	27	14	11	3	1	15	75	4	0	.164
	Wilmington	7-4	2.30	17	17	+2	1	0	101.2	76	28	26	3	6	27	110	3	0	.215
2020	KANSAS CITY	1-6	4.32	10	10	0	0	0	50.0	52	29	24	8	2	22	49	0	0	.263
Minor League Totals		13-8	2.59	36	36	2	1	0	187.1	141	67	54	8	10	61	238	9	0	.211
Major League Totals		1-6	4.32	10	10	0	0	0	50.0	52	29	24	8	2	22	49	0	0	.263

+ - Tied for league lead

CAREER TRANSACTIONS

2018 Selected by the Kansas City Royals in Competitive Balance Round A (40th) of the First-Year Player Draft... signed by Josh Hallgren

CAREER BATTING/FIELDING

	AVG.	AB	H	HR	RBI	POSITION	PCT.	G	TC	PO	A	E	DP
MLB Totals	.000	0	0	0	0	Pitcher	1.000	10	4	1	3	0	0

SINGLE GAME BESTS

STRIKEOUTS

8 Aug. 30, 2020 at CWS
7 Sept. 19, 2020 at MIL

INNINGS PITCHED

7.0 Sept. 5, 2020 vs. CWS
6.0 Aug. 5, 2020 vs. CHC

ROYALS ON HOLIDAYS

HOLIDAY	WINS	LOSSES	DID NOT PLAY	DOUBLEHEADERS
Easter Sunday	12	15	29	1-3 record (0-1-1)
Mothers Day	27	25	2	3-1 record (1-0-1)
Memorial Day	21	26	8	2-4 record (1-2-0)
Fathers Day	25	28	2	4-2 record (1-0-2)
Independence Day	27	23	3	2-0 record (1-0-0)
Labor Day	24	26	6	5-3 record (1-0-3)
Totals	136	143	50	17-13 record (5-3-7)

vs. Opponents on Holidays

Holiday Records	Games	Wins	Losses	Pct.	Holiday Records	Games	Wins	Losses	Pct.
Arizona	1	1	0	1.000	New York Yankees	15	5	10	.333
Atlanta	1	0	1	.000	Oakland	15	5	10	.333
Baltimore	15	9	6	.600	Philadelphia	2	0	2	.000
Boston	16	6	10	.375	Pittsburgh	1	1	0	1.000
California/LA Angels	25	16	9	.640	San Diego	1	0	1	.000
Cincinnati	1	1	0	1.000	San Francisco	1	1	0	1.000
Chicago White Sox	27	15	12	.556	Seattle	20	10	10	.500
Cleveland	24	11	13	.458	St. Louis	5	1	4	.200
Detroit	26	14	12	.538	Tampa Bay	4	2	2	.500
Florida/Miami	1	1	0	1.000	Texas	17	8	9	.471
Houston	4	1	3	.250	Toronto	18	10	8	.556
Milwaukee*	15	8	7	.533	Total	279	136	143	.487
Minnesota	24	10	14	.417	* - Includes two games as the Seattle Pilots				



HUNTER DOZIER

#17 • INFILDER/OUTFIELDER

BATS
RIGHT

THROWS
RIGHT

HEIGHT
6-4

WEIGHT
220

BORN: AUG. 22, 1991 | WICHITA FALLS, TEXAS | OD AGE: 29

SELECTED: FIRST ROUND (8TH OVERALL), 2013 DRAFT | MLB SERVICE: 3 YEARS, 60 DAYS

2020 SEASON

- Opened the season on the Injured List and was limited to 44 games after making his season debut on Aug. 9.
- Hit .252 (29-for-115) over his first 32 games through Sept. 13, but hit just .163 (7-for-43) over his last 12 games with no RBI.
- Started in each of the last 44 games of the season and did not commit an error while playing at first base (24 games), in right field (18) and left field (2).
- Despite dropping 51 points from his 2019 batting average, his on-base percentage was just four points lower thanks to a 6.89 walk rate (27 BB in 186 PA).
- His 27 walks from the time he came off the IL (Aug. 9) to the end of the season ranked tied for fifth in the American League, and included an American League-most 17 walks from Aug. 9-31...also ranked tied for 12th in runs scored (29) from Aug. 9-31.
- Ranked second in the American League with a .565 on-base percentage in close and late situations, while his .412 average (7-for-17) ranked third...close and late situations are defined as a plate appearance in the seventh inning or later in which the hitter's team is ahead by one, tied or a save situation.
- In eight games vs. American League Central champion Minnesota, hit .345/.424/.724 (10-for-29) with five extra-base hits and seven RBI...recorded a two-run single in the first inning of his season debut (Aug. 9) off José Berríos and had a season-high three RBI vs. the Twins on Aug. 21.
- Hit solo homers in consecutive games at Target Field, Aug. 16-17, marking the fourth time he's gone deep in back-to-back games (thrice in 2019).
- Matched a career-high with four hits on Aug. 23 vs. the Twins, going 4-for-4 with two doubles, a walk and three runs scored...it marked his third-career four-hit game (also: April 27, 2019 vs. the Angels and May 26, 2019 vs. the Yankees), while his five times reaching base were a career high.
- Tied a career high with three runs on Aug. 23 vs. Minnesota and Sept. 13 vs. Pittsburgh, after doing so just once in 249 games from 2016-19.
- Had a pair of three-walk games: Aug. 12 at Cincinnati and Aug. 31 vs. Cleveland, establishing a career high...also drew walks in a career-high seven-straight games from Aug. 22-29, which was the longest streak by a Royal since Jorge Soler also walked in seven-straight games from July 19-26, 2019.
- Collected his 250th career hit on Sept. 2 vs. Cleveland, with an infield single in the fourth inning and finished the season with 269 career hits.
- Hit a solo shot off Dovydas Neverauskas on Sept. 13 vs. Pittsburgh that traveled 442 feet, which marked the third-longest home run of his career, trailing only a 453-foot blast on April 10, 2019 vs. Seattle and a 447-foot homer on July 16, 2019 vs. the White Sox.

HONORS AND AWARDS

- 2019 Tied for MLB lead in triples (10)
- **First MLB home run:** May 30, 2018 vs. Minnesota, solo shot off Austin Slegers
- **First MLB hit:** Sept. 15, 2016 vs. Oakland, double off Dillon Overton
- 2016 George Brett Minor League Hitter of the Year
- 2016 Omaha Player of the Year
- 2014 Arizona Fall League All-Prospect Team (3B)
- 2014 Wilmington Player of the Year
- 2013 Pioneer League Top Prospect, *Baseball America*

CAREER HIGHLIGHTS

- Signed a four-year extension on March 1, 2021, which begins with the 2021 season and includes a team option for the 2025 campaign.
- 2019:** Made the Opening Day roster for the first time and set career highs across the board, batting .279/.348/.522 (146-for-523)...also had career highs in runs (75), doubles (29), triples (10), home runs (26) and RBI (84) despite missing 16 games (June 4-20) with right side thorax tightness.
- A finalist in the 2019 Google MLB All-Star Starters Election among third basemen.
- Hit his 10th triple of the season in Game 162, matching Arizona's Eduardo Escobar and teammates Whit Merrifield and Adalberto Mondesi for the Majors lead in triples...this made the 2019 Royals the first team to have three players record at least 10 triples in a season since the 1984 Houston Astros...the last AL team to do it was the 1979 Royals.
- Became the second Royals third baseman to record 10 triples in a season, joining George Brett, who did it four times (1975-77, 1979).
- Became the first Royal to record at least 25 doubles, 10 triples and 25 home runs in a season, and just the fifth player in the Majors to do it since 1990, most recently by Nicholas Castellanos (2017).
- Had 27 go-ahead RBI, fourth most in the American League...it was the third most go-ahead RBI by a Royal since 2009, trailing only Eric Hosmer, who had 34 in 2016 and 28 in 2015.
- His eight go-ahead RBI in the seventh inning or later were tied for the Majors lead with Max Muncy, Pete Alonso and Kevin Newman, and were the most by a Royal since Ken Harvey (also 8) in 2003.
- Made starts at third base (99), right field (17), designated hitter (15) and first base (7).
- Had a career-high four hits on April 27 vs. the Angels and May 26 vs. the Yankees...recorded a career-high four RBI on April 27 vs. the Angels and June 25 at Cleveland.

HUNTER DOZIER (CONT.)

- Recorded two triples as the designated hitter on April 27 vs. the Angels, becoming the ninth DH (10th time) since 1973 to record a multi-triple game (1st Royal), and the first since Boston's David Ortiz on July 22, 2004.
- Started the season 3-for-27 (.111) through April 9, but hit .458 (27-for-59) over his next 17 games through the end of April with 12 extra-base hits and 14 RBI, earning his first Royals Player of the Month Award...led the team with seven homers and 17 RBI during the month and ranked second in the American League in slugging percentage (.738) and OPS (1.201).
- Recorded his second career walk-off hit on April 14 off Cleveland's Brad Hand, an RBI single to score Terrance Gore in the ninth inning.
- Had a Majors-best 10 go-ahead RBI in April, tied for third most by a Royal in any calendar month since at least 1974 (when data is available), trailing George Brett (12 in August 1980 and 11 in September 1975) and Raúl Ibañez (11 in July 2002).
- Hit his first-career grand slam on June 25 in Cleveland off Brad Hand to turn a 6-4 deficit into an 8-6 lead, becoming the first Royal to hit a grand slam in the ninth inning or later that turned a deficit into a lead.
- During a 10-game road trip from Aug. 2-11 to Minnesota, Boston and Detroit, hit .310 (13-for-42) with six home runs and nine RBI, including three multi-home run games—the first three of his career: Aug. 2 at Minnesota, Aug. 8 at Detroit and Aug. 11 at Detroit, becoming the first Royal to record three multi-home games on the same road trip.
- 2018: Started in 95 of the Royals' 122 games following his May 14 recall, including starts at: first base (50), third base (35), designated hitter (8) and right field (2)...after starting at first base, designated hitter or right field in each of his first 39 games, 35 of his last 56 starts were at third base.
- Hit .295/.336/.543 (31-for-105) with 14 extra-base hits (5 HR) and 13 RBI during a 29-game stretch from July 23-Sept. 4.
- He and fellow rookie Ryan O'Hearn homered in the same game four times, including: Aug. 24, Aug. 31, Sept. 3 and Sept. 25...they were the first set of Royals rookies to each hit double-digit home runs in the same season since Angel Berroa (17) and Ken Harvey (13) in 2003.
- Hit his first career walk-off homer on Aug. 24 vs. Cleveland...it was the second of back-to-back homers with O'Hearn, making them the first duo of rookies in Major League history to hit back-to-back game-tying and game-ending HR in the ninth inning or later, according to *Elias Sports Bureau*.
- Six of his 11 homers and 19 of his 34 RBI came in his last 32 games from Aug. 22 through season's end...he had just five roundtrippers and 15 RBI through his first 70 games.
- 2017: Limited to 33 minor league games due to a pair of injuries.
- Opened the year on the 60-day Injured List (strained left oblique)...after being reinstated on June 1, returned to the IL on June 9 (left hand injury), which kept him out of action until Aug. 2 with a six-game rehab assignment at Northwest Arkansas (AA).
- All four of his home runs came in 17 games following his second IL stint, including a two-homer affair at Round Rock on Aug. 19.
- 2016: Selected from Omaha on Sept. 2 and made his Major League debut on Sept. 12...recorded his first hit on Sept. 15 and first RBI – a go-ahead single in a 3-2 win over the White Sox – Sept. 17.
- Batted .296/.366/.533 (144-for-486) between Omaha (AAA) and Northwest Arkansas (AA), with 79 runs scored, 44 doubles, 23 homers and 75 RBI, which were all career highs at the time.
- Played in eight games with Kansas City and made five starts, all in right field.
- Named Omaha Player of the Year...finished second in the PCL with 36 doubles despite not making his debut until May 7.
- 2015: Spent the entire year with Northwest Arkansas (AA), playing in 128 games...tied for ninth in the Texas League in games played and 10th in runs scored.
- Rated as the No. 5 prospect in the Royals' minor league system by *Baseball America*.
- 2014: Tabbed Wilmington Player of the Year, leading the club in on-base percentage (.397) and slugging percentage (.429).
- Rated by *Baseball America* as the seventh-best prospect in the Royals' organization prior to the season...also named "Best Hitter for Average" and hitter with the "Best Strike-Zone Discipline."
- 2013: Rated as the Pioneer League's top prospect by *Baseball America*.
- Led the Pioneer League in doubles...also finished fifth in walks and on-base percentage (.403), sixth in OPS (.912) and ninth in slugging (.509).

MISC NOTES

- Full name is **Hunter William Dozier**...resides in Argyle, Texas, with wife, Amanda, son, Bodhi and daughter, Blake.
- Graduated from Denton (Texas) High School...lettered in both baseball and football...missed his senior football season due to a broken collarbone.
- Attended Stephen F. Austin University...left as the school's career leader in hits and doubles...named Southland Conference Player of the Year in 2013 and a finalist for the Brooks Wallace Award (best shortstop in college baseball).
- Participated in Royals FanFest four-straight years (2017-20)...started "Step Up Big" in 2020, which supports Big Brothers, Big Sisters of Kansas City...has also volunteered at Special Olympics Clinics, a PLAY Clinic for area youth and the Dream Factory through Royals Charities...has previously participated in the Royals Charities Golf Tournament, Diamond of Dreams and a calendar shoot for Braden's Hope.
- Enjoys golfing, hunting and spending time with his family during the offseason.

CAREER TRANSACTIONS

- 2013 Selected by the Kansas City Royals in the first round (8th overall) of the First-Year Player Draft...signed by Mitch Thompson
- 2017 Placed on the 60-day Injured List (left oblique strain), April 2...reinstated June 1
- 2019 Placed on the 10-day Injured List (right side thorax tightness), June 3...reinstated June 21
- 2020 Placed on the 10-day Injured List, July 22...reinstated Aug. 9
- 2021 Signed a four-year extension with the Kansas City Royals, with a team option for 2025, March 1

HUNTER DOZIER (CONT.)

CAREER BATTING

YEAR	CLUB	AVG	G	AB	R	H	2B	3B	HR	RBI	SAC	SF	HBP	BB	SO	SB	CS	OBP	SLG	E
2013	Idaho Falls	.303	54	218	43	66	*24	0	7	43	0	2	3	35	32	3	1	.403	.509	10
	Lexington	.327	15	55	6	18	6	0	0	9	0	0	1	3	5	0	0	.373	.436	1
2014	Wilmington	.295	66	224	36	66	18	0	4	39	0	3	5	35	56	7	3	.397	.429	7
	Northwest Arkansas	.209	64	234	33	49	12	0	4	21	0	1	1	31	70	3	2	.303	.312	12
2015	Northwest Arkansas	.213	128	475	65	101	27	1	12	53	0	2	1	45	151	6	2	.281	.349	22
2016	Northwest Arkansas	.305	26	95	14	29	8	0	8	21	0	0	1	14	23	4	0	.400	.642	1
	Omaha	.294	103	391	65	115	36	1	15	54	0	3	0	40	100	3	1	.357	.506	10
	KANSAS CITY	.211	8	19	4	4	1	0	0	1	0	0	0	2	8	0	0	.286	.263	0
2017	Wilmington@	.364	3	11	1	4	1	0	0	1	0	0	1	1	5	0	0	.462	.455	0
	Omaha	.226	24	84	11	19	6	1	4	12	0	1	2	9	37	1	1	.313	.464	0
	Northwest Arkansas@	.250	6	16	4	4	1	0	0	0	0	0	0	4	8	0	0	.400	.313	1
2018	Omaha	.254	35	118	18	30	7	0	1	11	0	0	1	24	43	2	1	.385	.339	3
	KANSAS CITY	.229	102	362	36	83	19	4	11	34	0	1	1	24	109	2	3	.278	.395	7
2019	KANSAS CITY	.279	139	523	75	146	29	+10	26	84	0	5	3	55	148	2	2	.348	.522	9
	Northwest Arkansas@	.357	3	14	1	5	1	0	0	4	0	0	0	0	2	1	0	.357	.429	0
2020	KANSAS CITY	.228	44	158	29	36	4	2	6	12	0	0	1	27	48	4	0	.344	.392	0
Minor League Totals		.261	527	1935	297	506	147	3	55	268	0	12	16	241	532	30	11	.346	.426	67
Major League Totals		.253	293	1062	144	269	53	16	43	131	0	6	5	108	313	8	5	.323	.455	16

* - Led league, + - Tied for league lead, @ - Minor League injury rehab

HOME RUN INFORMATION

MULTI-HOMER GAMES (3)

Aug. 2, 2019 at MIN (2)
Aug. 8, 2019 at DET (2)
Aug. 11, 2019 at DET (2)

GRAND SLAMS (1)

June 25, 2019 at CLE (Hand)

WALK-OFF (1)

Aug. 24, 2018 vs. CLE (Allen)

WALK-OFF RBI (2)

👑 Aug. 24, 2018 vs. Cleveland, (solo homer off Allen; 9th)

👑 April 14, 2019 vs. Cleveland, (single off Hand; 9th)

CAREER FIELDING

POSITION	PCT.	G	TC	PO	A	E	DP
First Base	.994	86	669	635	30	4	73
Third Base	.963	138	328	82	234	12	26
Outfield	1.000	49	91	90	1	0	0

SINGLE GAME BESTS

HITS

4 April 27, 2019 vs. LAA
May 26, 2019 vs. NYY
Aug. 23, 2020 vs. MIN

DOUBLES

2 (3x) Last: Aug. 23, 2020 vs. MIN

RBI

4 April 27, 2019 vs. LAA
June 25, 2019 at CLE

RUNS

3 (3x) Last: Sept. 13, 2020 vs. PIT

HITTING STREAKS

9 April 19-May 1, 2019
July 13-21, 2019
8 Aug. 10-19, 2019

ROYALS FIRST ROUND SELECTIONS

Year	Player	Pick	Year	Player	Pick	Year	Player	Pick
1968	No Selection		1991	Joe Vitiello (OF)	7	2009	Aaron Crow (RHP)	12
1969	John Simmons* (P)	23	1992	Michael Tucker (INF)	10	2010	Christian Colón (SS)	4
1970	Rex Goodson (C)	8		Jim Pittsley (P)	17	2011	Bubba Starling (OF)	5
1971	Roy Branch (P)	5	1993	Jeff Granger (P)	5	2012	Kyle Zimmer (RHP)	5
1972	Jamie Quirk (INF)	18	1994	Matt Smith (1B/P)	16	2013	Hunter Dozier (SS)	8
1973	Low Olsen (P)	9	1995	Juan LeBron (OF)	19	2014	Brandon Finnegan (LHP)	17
1974	Willie Wilson (OF)	18	1996	Dermal Brown (OF)	14		Foster Griffin (LHP)	28
1975	Clint Hurdle (OF)	9	1997	Dan Reichert (P)	7	2015	Ashe Russell (RHP)	21
1976	Ben Grzybek (P)	18	1998	Jeff Austin (P)	4	2016	No Selection	
1977	Michael Jones (P)	21		Matt Burch (P)	30	2017	Nick Pratto (1B)	14
1978	Buddy Biancalana (INF)	25	1999	Kyle Snyder (P)	7	2018	Brady Singer (P)	18
1979	Atlee Hammaker (P)	21		Mike MacDougal (P)	25		Jackson Kowar\$ (P)	33
1980	Frank Willits (P)	16	2000	Mike Stodolka (P)	4		Daniel Lynch\$ (P)	34
1981	David Leeper (OF)	23	2001	Colt Griffin (P)	9		Kris Bubic# (P)	40
1982	John Morris (OF)	10	2002	Zack Greinke (P)	6	2019	Bobby Witt Jr. (SS)	2
1983	Gary Thurman (OF)	21	2003	Chris Lubanski (OF)	5	2020	Asa Lacy (P)	4
1984	Scott Bankhead (P)	16		Mitch Maier (C)	30		Nick Loftin# (SS)	32
1985	Brian McRae (INF)	17	2004	Billy Butler (3B)	14			
1986	Anthony Clements (INF)	24		Matthew Campbell (P)	29			
1987	Kevin Appier (P)	9	2005	Alex Gordon (3B)	2			
1988	Hugh Walker (OF)	18	2006	Luke Hochevar (RHP)	1			
1989	Brent Mayne (C)	13	2007	Mike Moustakas (SS)	2			
1990	No Selection		2008	Eric Hosmer (1B)	3			

\$ - Compensatory Round

- Competitive Balance Round A

* - Did not sign

DANNY DUFFY



DANNY DUFFY

#30 • LEFT-HANDED PITCHER

BATS
LEFT

THROWS
LEFT

HEIGHT
6-3

WEIGHT
205

BORN: DEC. 21, 1988 | GOLETA, CALIF. | OD AGE: 32

SELECTED: THIRD ROUND, 2007 DRAFT | MLB SERVICE: 9 YEARS, 85 DAYS

2020 SEASON

- Completed his 10th Major League season (all with Kansas City), finishing second on the team in starts (11), innings (56.1) and strikeouts (57), while his four victories tied for second most on the team.
- His 9.11 K/9 marked the second-highest rate of his career (min. 50 IP), trailing only his 2016 campaign, when he amassed a 9.42 rate (188 K in 179.2 IP).
- Allowed no more than five hits in each of his first six starts, surrendering just 20 hits in 105 at-bats (.190 opponents' average) through Aug. 21...his streak of five hits or fewer matched Edinson Vólquez (2015) for the longest stretch to begin any season by a Royals starting pitcher.
- His six starts of at least 4.0 innings and five hits or fewer fell one shy of Tommy John (1968) for the most by an American League lefty to begin a season since 1901...his streak to start the year extended a run to 10 consecutive starts with five hits or fewer in 4.0 innings or more, dating back to Sept. 7, 2019, which matched the fifth-longest streak by an American League pitcher since 1901.
- Held opponents to a .200 average (7-for-35) with runners in scoring position, however four of those seven hits went for extra-bases...of the 33 runs he allowed, 17 of them (51.5%) scored on his team-high 10 home runs.
- Opposing No. 9 hitters went 8-for-21 (.381) with four extra-base hits (.619 SLG)...only opposing No. 2 hitters (9-for-27) had more hits against him.
- Allowed a team-high 10 home runs, though six of them were solo shots...surrendered two rare roundtrippers in his Sept. 18 start vs. Milwaukee, a solo shot to Christian Yelich, marking just the 10th homer he's allowed to a left-handed batter in 820 plate appearances since 2012, and a grand slam to Jacob Nottingham, just the sixth slam he's yielded in his career.
- Made his third career Opening Day start on July 24 at Cleveland, tying him for third most in franchise history behind only Kevin Appier (7) and Dennis Leonard (4)...suffered a 2-0 setback, being charged with two runs on three hits over 4.1 innings.
- Held opponents to two runs or fewer in six of his 11 starts, which included back-to-back victories over Minnesota on Aug. 15-Game 2 and Aug. 21.
- Went 2-2 in the month of September, earning victories at Cleveland (Sept. 9) and vs. St. Louis (Sept. 23)...tossed 5.2 scoreless innings in the win over the Tribe, and allowed one run in 5.2 frames vs. the Cardinals, but was charged with six runs in both losses - Sept. 3 vs. the White Sox and Sept. 18 at Milwaukee.
- Made his final appearance of the year out of the bullpen on Sept. 25, his first relief outing since May 11, 2016 at Yankee Stadium...allowed two hits, both of which came around to score, marking the third time in 29 career relief outings that he's allowed multiple runs.

HONORS AND AWARDS

- 2017 World Baseball Classic Gold Medalist (USA)
- 2016 Bruce Rice Pitcher of the Year
- 2015 World Series Champion (Kansas City)
- **First MLB save:** Sept. 20, 2015 at Detroit
- **First MLB win:** June 14, 2011 at Oakland
- 2010 Pan Am Qualifying Tournament participant (USA)
- 2009 XM All-Star Futures Game selection
- 2009 Carolina League midseason All-Star
- 2008 Burlington Pitcher of the Year
- 2007 Southern California First-Year Minor League Pitcher of the Year (PBSSC)

CAREER HIGHLIGHTS

- Enters the 2021 season seventh in franchise history in strikeouts (983) and starts (192), 10th in innings pitched (1111.1) and 11th in victories (64)...his strikeout total ranks second in Royals history by a left-handed pitcher, trailing only Paul Splittorff (1,057).
- One of three Royals to pitch at least 10 seasons in the Majors - all with KC - joining Paul Splittorff (15, 1970-84) and Dennis Leonard (12, 1974-83, 85-86).
- Signed a five-year extension on Jan. 16, 2017, which runs through the 2021 season.
- 2019:** Made 23 starts and pitched 130.2 innings, his fewest totals in both categories since 2013.
- Had two stints on the Injured List, March 28-April 26 (left shoulder impingement) and Aug. 6-31 (strained left hamstring).
- Allowed four home runs to left handed batters (130 PA), after allowing just five homers in the 656 plate appearances vs. lefties from 2012-18.
- Left-handed batters hit .378 (14-for-37) against him in his first eight starts, but he held them to a .197 average (15-for-76) over his last 14 starts (June 12-season's end).
- Pitched to a 3.21 ERA (17 ER in 47.2 IP) and held opponents to a .233 average (42-for-180) in his eight daytime starts...it marked his best day game ERA since 2016 (1.85) and lowest opponents' average since 2014 (.212).
- Went 3-1 with a 3.12 ERA (12 ER in 34.2 IP) over his first six starts, including wins in three consecutive starts: May 7 at Houston, May 14 vs. Texas and May 19 at the Angels.
- Went 0-4 over a nine-start stretch from May 26-July 12, despite recording five quality starts...received a total of 15 runs of support in 43.0 innings over the last eight starts in that run from May 31-July 12 for a 3.14 run support average, which was the third lowest in the American League during that time.
- Had a season-high 11 strikeouts and allowed just one run over 6.0 innings in a no-decision on July 23 in Atlanta...it was the second-most strikeouts in his career, trailing only a franchise-record 16-strikeout performance on Aug. 1, 2016 at Tampa Bay...it was just the sixth double-digit strikeout effort in an Interleague game in Royals history, and the 11 strikeouts were the most by a Royal vs. a National League team since Zack Greinke had 12 on June 13, 2010 at Cincinnati.

DANNY DUFFY (CONT.)

- 👑 Had a scoreless streak of 15.0 innings from the second inning on Sept. 13 through the third inning on Sept. 24, which was the second-longest run by a Royal in 2019, and was just 2.1 innings shy of his career-long scoreless streak in 2015.
- 👑 **2018:** Named the Royals' Roberto Clemente Award nominee, which recognizes the player who best represents the game through extraordinary character, community involvement, philanthropy and positive contributions, both on and off the field.
- 👑 Suffered a career-high-tying 12 losses, matching his 2014 total, but made a career-high 28 starts.
- 👑 Recorded three starts in which he held opponents to two hits or fewer in at least 6.0 innings, trailing only Blake Snell (5), Chris Sale (4), Mike Minor (4) and J.A. Happ (4) among American League left handers.
- 👑 Named Royals Pitcher of the Month for July after leading the team in wins (3), starts (6), innings (37.1) and strikeouts (37)...three of his six starts were scoreless, and he allowed just one run over 7.0 innings in another... it was his fifth Royals Pitcher of the Month Award, fifth most since the honor was established in 1995.
- 👑 Placed on the 10-day Injured List from Aug. 13-23 with a left shoulder impingement...also suffered a season-ending injury (left shoulder impingement) on Sept. 4 in Cleveland.
- 👑 Went 4-0 with a 0.24 ERA (1 ER in 37.2 IP) during a six-start stretch in road games from June 9-July 31... became the first American League pitcher in the Live Ball Era (since 1920) to allow no more than one run over a six-start road stretch within the same season...Duffy's stretch included a streak of 19.2 consecutive scoreless road innings.
- 👑 **2017:** Won a Gold Medal with Team USA at the World Baseball Classic, going 2-0 with a 1.13 ERA (1 ER in 8.0 IP) in his two starts, both of which were pool-clinching wins...tossed 4.0 scoreless innings in an 8-0 triumph over Canada and allowed two runs across 4.0 innings in a 6-3 win over the defending champion Dominican Republic.
- 👑 Made 24 starts with the Royals...had two stints on the Injured List, missing time with a strained right oblique (May 30-July 3) and left elbow impingement (Aug. 26-Sept. 16).
- 👑 Held left-handed batters to a .167 average (17-for-102), which ranked eighth in the American League (min. 100 lefties faced)...they batted .091 (5-for-55) over his final 13 starts (July 4-Sept. 28), while he didn't issue a walk in his final 56 plate appearances vs. left-handed batters.
- 👑 Allowed just 13 home runs in 146.1 innings for a 0.80 HR/9 ratio, which ranked seventh in the Majors (min. 20 starts).
- 👑 Made his first career Opening Day start, recording eight strikeouts over 6.0 innings of one-run ball in a no-decision at Minnesota (9-1 KC loss)...his eight K's matched a club record on Opening Day, originally set by Wally Bunker in 1970.
- 👑 **2016:** Named the Bruce Rice Royals Pitcher of the Year, setting career highs in wins (12), starts (26), innings (179.2) and strikeouts (188), while leading KC starters in ERA (3.51).
- 👑 Went 12-3 overall (.800 winning percentage), matching Larry Gura (16-4 in 1978) for the best winning percentage in franchise history (min. 15 decisions).
- 👑 Set the Royals single-season record for strikeouts by a left-handed pitcher, surpassing Bill Butler's 156 in KC's inaugural season (1969).
- 👑 Won 10-straight decisions from June 11-Aug. 21, the longest winning streak by a Royal since Jeremy Guthrie won 10-straight decisions (Aug. 8, 2012-May 9, 2013) and one shy of the franchise record held by Rich Gale (June 17-Aug. 23, 1980) and Paul Splittorff (Aug. 13, 1977-April 22, 1978).
- 👑 Went 7-0 at home, joining Steve Farr (1986) and Larry Gura (1977) as the only Royals to go unbeaten at home with seven wins or more.
- 👑 Set a franchise record with 16 strikeouts on Aug. 1 at Tampa Bay, surpassing the previous record held by Zack Greinke (15 on Aug. 25, 2009 vs. Cleveland)...didn't allow a hit until the first batter of the eighth and finished with 8.0 scoreless innings...joined Randy Johnson as the only lefties since 1913 to record 16 strikeouts and allow one hit or fewer.
- 👑 Finished the season with a 9.21 K/9 ratio (188 K in 183.2 IP), the second-best rate in franchise history, trailing only Zack Greinke (9.50) in his 2009 Cy Young Award-winning season.
- 👑 **2015:** Spent a majority of the year in the Royals' rotation, but was moved to the bullpen for the last two weeks of the regular season...posted a 7-8 record with a 4.08 ERA over 30 appearances (24 starts).
- 👑 Missed 24 games with left biceps tendonitis (May 25-June 24).
- 👑 Held left-handed batters to a .239 average (26-for-109) with six extra-base hits (.303 SLG)...lefties batted just .140 against him (7-for-50) over his final 17 appearances (July 25 to end of the year).
- 👑 Recorded his first Major League save on Sept. 20 in Detroit, pitching the final 4.0 innings of a 10-3 win...it marked the first 4.0-inning save by a Royals pitcher since Kris Wilson on May 31, 2001.
- 👑 **2014:** Went 9-12, but ranked fifth in the AL in ERA (2.53), fifth in opponents' batting average (.209) and ninth in WHIP (1.11) among pitchers with at least 140.0 innings.
- 👑 His .209 opponents' average was the lowest by a Royals left-handed pitcher and third-lowest in club history overall (min. 140.0 IP).
- 👑 **2013:** Made five starts for the Royals between August and September, posting a 1.85 ERA (5 ER in 24.1 IP), second best in the AL (min. five starts).
- 👑 Did not lose a decision after June 5, which included 18 outings with Northwest Arkansas (AA), Omaha (AAA) and Kansas City.
- 👑 **2012:** Made six starts before injuring his left elbow on May 13 at U.S. Cellular Field...underwent ulnar collateral ligament replacement surgery (Tommy John) on June 13 and missed the remainder of the season.
- 👑 **2011:** Started the season at Omaha and had his contract selected on May 18...made his Major League debut that night vs. Texas, taking a no decision.
- 👑 Struck out nine in 3.2 IP vs. St. Louis on June 19, becoming the third pitcher since 1946 to fan nine or more in less than 4.0 innings (it's been done four times since, including once in 2020).
- 👑 **2010:** Took a leave from baseball on March 23... returned to baseball activities on June 2 and made his first appearance of the season on June 28...pitched at four levels in the system, ultimately helping Northwest Arkansas win the Texas League title.
- 👑 One of a record six Royals farmhands to represent Team USA at the 2010 Pan American Games Qualifying Tournament...went 1-1 with a 2.89 ERA in two starts (9.1 IP, 11 H, 3 ER, 2 BB, 5 SO) as Team USA finished tied for third and qualified for the 2011 Pan Am Games as well as the 2011 World Cup.
- 👑 **2009:** Tossed 0.2 scoreless innings with a hit and a walk in the 11th annual SiriusXM Futures All-Star Game in St. Louis on July 12.

POSTSEASON HIGHLIGHTS

- 👑 **2015:** Made six relief appearances, going 1-0 with a 6.00 ERA (4 ER in 6.0 IP), nine strikeouts and no walks.
- 👑 Picked up his second career postseason win in Game 2 of the ALCS vs. Toronto, pitching a flawless seventh in front of a five-run rally in the bottom of the inning.
- 👑 Appeared in three World Series games and allowed just one run, a solo shot to Michael Conforto in Game 4.
- 👑 **2014:** Made three postseason appearances, earning his first victory in Game 1 of the ALDS at Angel Stadium, tossing a scoreless 10th inning.
- 👑 Also made a pair of relief appearances in the World Series, allowing two earned runs in 3.2 innings.

DANNY DUFFY (CONT.)

MISC NOTES

- Full name is **Daniel Richard Duffy**...resides in Lompoc, California, with his dog, Sadie...in 2019, he and Sadie were featured on a bobblehead, which was given away at Kauffman Stadium to the first 15,000 fans.
- Participated in seven Royals FanFests (2011, 2013, 2016-20) and the 2012 and 2013 Royals Caravan...also was involved in calendar shoots for Braden's Hope for childhood cancer research, the annual Gloves for Kids fundraiser and the Royals Charities Golf Tournament and Diamond of Dreams...co-hosted a Challenge Your

- Fashion fundraiser with Luke and Ashley Hochevar.
- Has made donations to Noah's Bandage Project the past five years, which included \$110,000 in 2020...the foundation is named after Noah Wilson, who lost his battle with bone cancer in 2015.
- Graduated from Cabrillo High in Lompoc, California, in 2007...went 5-3 with a 0.60 ERA and 127 strikeouts in 58.2 innings as a senior...turned down a scholarship offer from Cal Poly, San Luis Obispo to sign with the Royals.

CAREER PITCHING

YEAR	CLUB	W-L	ERA	G	GS	CG	SHO	SV	IP	H	R	ER	HR	HB	BB	SO	WP	BK	AVG
2007	Surprise	2-3	1.45	11	9	0	0	0	37.1	24	14	6	0	3	17	63	5	0	.178
2008	Burlington	8-4	2.20	17	17	0	0	0	81.2	56	26	20	4	4	25	102	10	0	.193
2009	Wilmington	9-3	2.98	24	24	1	0	0	126.2	108	49	42	6	1	41	125	8	1	.230
2010	Surprise	0-0	3.38	2	2	0	0	0	2.2	2	1	1	0	0	1	4	0	1	.222
	Idaho Falls	0-1	1.50	2	2	0	0	0	6.0	4	1	1	0	1	0	6	1	0	.182
	Wilmington	0-0	2.57	3	3	0	0	0	14.0	8	6	4	2	1	7	18	1	0	.170
	Northwest Arkansas	5-2	2.95	7	7	1	1	0	39.2	38	17	13	3	0	9	41	4	0	.255
2011	Omaha	3-1	3.43	8	8	0	0	0	42.0	37	17	16	5	3	10	48	1	0	.237
	KANSAS CITY	4-8	5.64	20	20	0	0	0	105.1	119	66	66	15	5	51	87	4	1	.287
2012	KANSAS CITY	2-2	3.90	6	6	0	0	0	27.2	26	13	12	2	0	18	28	0	1	.252
2013	Northwest Arkansas@	0-2	3.94	4	4	0	0	0	16.0	16	7	7	3	3	5	28	1	1	.267
	Omaha@	3-0	4.08	12	10	0	0	0	53.0	50	26	24	4	2	25	59	2	0	.249
	KANSAS CITY	2-0	1.85	5	5	0	0	0	24.1	19	5	5	0	1	14	22	2	0	.213
2014	Omaha@	1-0	3.00	1	1	0	0	0	6.0	5	2	2	1	0	1	4	1	0	.238
	KANSAS CITY	9-12	2.53	31	25	0	0	0	149.1	113	52	42	12	5	53	113	5	0	.209
2015	KANSAS CITY	7-8	4.08	30	24	0	0	1	136.2	137	64	62	15	9	53	102	11	0	.264
	Omaha@	0-0	2.25	3	3	0	0	0	8.0	5	3	2	1	1	1	10	0	0	.172
2016	KANSAS CITY	12-3	3.51	42	26	1	0	0	179.2	163	71	70	27	7	42	188	4	0	.241
2017	KANSAS CITY	9-10	3.81	24	24	0	0	0	146.1	143	67	62	13	4	41	130	2	2	.257
	Omaha@	0-1	3.68	2	2	0	0	0	7.1	6	3	3	1	0	1	8	0	0	.214
2018	KANSAS CITY	8-12	4.88	28	28	0	0	0	155.0	161	86	84	23	4	70	141	14	0	.264
2019	Northwest Arkansas@	1-0	0.87	2	2	0	0	0	10.1	8	2	1	1	1	0	11	0	0	.216
	KANSAS CITY	7-6	4.34	23	23	0	0	0	130.2	125	69	63	21	8	46	115	4	0	.251
2020	KANSAS CITY	4-4	4.95	12	11	0	0	0	56.1	53	33	31	10	2	22	57	3	0	.249
Minor League Totals		32-17	2.84	98	94	2	1	0	450.2	367	174	142	31	20	143	527	34	3	.222
Major League Totals		64-65	4.02	221	192	1	0	1	1111.1	1059	526	497	138	45	410	983	49	4	.251

@ - Minor League injury rehab

POSTSEASON PITCHING

YEAR	SERIES	VS. OPP.	W-L	ERA	G	GS	CG	SHO	SV	IP	H	R	ER	HR	HB	BB	SO	AVG	
2014	AL Division Series	vs. LAA	1-0	0.00	1	0	0	0	0	1.0	1	0	0	0	0	0	1	.250	
	World Series	vs. SF	0-0	4.91	2	0	0	0	0	3.2	2	2	2	0	0	4	4	.182	
2015	AL Division Series	vs. HOU	0-0	13.50	1	0	0	0	0	0.2	1	1	1	1	0	0	0	.333	
	AL Championship Series	vs. TOR	1-0	6.00	2	0	0	0	0	3.0	4	2	2	0	0	0	6	.333	
	World Series	vs. NYM	0-0	3.86	3	0	0	0	0	2.1	2	1	1	1	0	0	3	.250	
Division Series Totals			1-0	5.40	2	0	0	0	0	1.2	2	1	1	1	1	0	0	1	.286
Championship Series Totals			1-0	6.00	2	0	0	0	0	3.0	4	2	2	0	0	0	6	.333	
World Series Totals			0-0	4.50	5	0	0	0	0	6.0	4	3	3	1	0	4	7	.211	
Postseason Totals			2-0	5.06	9	0	0	0	0	10.2	10	6	6	2	0	4	14	.263	

CAREER TRANSACTIONS

- 2007 Selected by the Kansas City Royals in the third round of the First-Year Player Draft...signed by Rick Schroeder
- 2012 Placed on the 15-day Injured List (Tommy John surgery), May 14...transferred to 60-day IL, June 14...reinstated Nov. 2
- 2013 Placed on the 15-day Injured List (recovery from Tommy John surgery), March 31...transferred to 60-day IL, June 4...reinstated June 24
- Placed on the 15-day Injured List (sore left forearm), Sept. 17...reinstated Sept. 30
- 2015 Placed on the 15-day Injured List (left biceps tendinitis), retro to May 17...reinstated June 23
- 2017 Signed by the Kansas City Royals to a five-year contract, Jan. 16
- Placed on the 10-day Injured List (strained right oblique), May 30...reinstated July 4
- 2018 Placed on the 10-day Injured List (left shoulder impingement), Aug. 13...reinstated Aug. 23
- 2019 Placed on the 10-day Injured List (left shoulder impingement), March 28...reinstated April 26
- Placed on the 10-day Injured List (strained left hamstring), Aug. 6...reinstated Sept. 1

DANNY DUFFY (CONT.)

CAREER BATTING/FIELDING

	AVG.	AB	H	HR	RBI	POSITION	PCT.	G	TC	PO	A	E	DP
MLB Totals	.136	22	3	0	1	Pitcher	.918	221	146	20	114	12	6

WORLD BASEBALL CLASSIC

YEAR	CLUB	W-L	ERA	G	GS	CG	SHO	SV	IP	H	R	ER	HR	HB	BB	SO	AVG
2017	United States	2-0	1.13	2	2	0	0	0	8.0	8	2	1	0	0	1	8	.250
World Baseball Classic Totals		2-0	1.13	2	2	0	0	0	8.0	8	2	1	0	0	1	8	.250

SINGLE GAME BESTS

STRIKEOUTS (STARTER)

16** Aug. 1, 2016 @ TB
 11 July 23, 2019 @ ATL
 10 (4x) Last: June 9, 2018 @ OAK

STRIKEOUTS (RELIEVER)

6 Sept. 20, 2015 @ DET
 4 April 16, 2014 @ HOU

INNINGS PITCHED (STARTER)

9.0 Aug. 11, 2016 vs. CWS
 8.2 July 2, 2016 @ PHI
 8.1 July 15, 2017 vs. TEX

INNINGS PITCHED (RELIEVER)

4.0 Sept. 20, 2015 @ DET

WINNING STREAK

10 June 11-Aug. 21, 2016
 4 May 3, 2012-April 22, 2014

COMPLETE GAMES

Aug. 11, 2016 vs. Chicago White Sox

** Franchise record

ROYALS OPENING DAY STARTING PITCHERS

Year	Pitcher	Opponent	Pitching Result	Year	Pitcher	Opponent	Pitching Result
1969	Wally Bunker	vs. Minnesota	ND, 4-3*	1996	Kevin Appier	at Baltimore	L, 2-4
1970	Wally Bunker	vs. Oakland	L, 0-1	1997	Kevin Appier	at Baltimore	ND, 2-4
1971	Dick Drago	at California	W, 4-1	1998	Tim Belcher	at Baltimore	W, 4-1
1972	Dick Drago	vs. Chicago (AL)	ND, 2-1*	1999	Kevin Appier	vs. Boston	L, 3-5
1973	Steve Busby	at California	L, 2-3	2000	Jeff Suppan	at Toronto	ND, 4-5
1974	Paul Splittorff	vs. Minnesota	ND, 4-6*	2001	Jeff Suppan	at New York (AL)	L, 3-7
1975	Steve Busby	at California	ND, 2-3	2002	Jeff Suppan	vs. Minnesota	ND, 6-8
1976	Paul Splittorff	at Chicago (AL)	L, 0-4	2003	Runelvys Hernandez	vs. Chicago (AL)	W, 3-0
1977	Paul Splittorff	at Detroit	W, 7-4	2004	Brian Anderson	vs. Chicago (AL)	ND, 9-7
1978	Dennis Leonard	at Cleveland	L, 5-8	2005	Jose Lima	at Detroit	L, 2-11
1979	Dennis Leonard	vs. Toronto	W, 11-2	2006	Scott Elarton	vs. Detroit	L, 1-3
1980	Dennis Leonard	vs. Detroit	L, 1-5	2007	Gil Meche	vs. Boston	W, 7-1
1981	Larry Gura	at Baltimore	L, 3-5	2008	Gil Meche	at Detroit	ND, 5-4*
1982	Dennis Leonard	at Baltimore	L, 5-13	2009	Gil Meche	at Chicago (AL)	ND, 2-4
1983	Larry Gura	at Baltimore	W, 7-2	2010	Zack Greinke	vs. Detroit	ND, 4-8
1984	Bud Black	vs. New York (AL)	W, 4-2	2011	Luke Hochevar	vs. Los Angeles (AL)	L, 2-4
1985	Bud Black	vs. Toronto	W, 2-1	2012	Bruce Chen	at Los Angeles (AL)	ND, 0-5
1986	Bud Black	at New York (AL)	L, 2-4	2013	James Shields	at Chicago (AL)	L, 0-1
1987	Danny Jackson	vs. Chicago (AL)	L, 4-5	2014	James Shields	at Detroit	ND, 0-1
1988	Bret Saberhagen	vs. Toronto	L, 3-5	2015	Yordano Ventura	vs. Chicago (AL)	W, 10-1
1989	Mark Gubicza	vs. Toronto	L, 3-4	2016	Edinson Volquez	vs. New York (NL)	W, 4-3
1990	Bret Saberhagen	vs. Baltimore	ND, 6-7*	2017	Danny Duffy	at Minnesota	ND, 1-7
1991	Bret Saberhagen	vs. Cleveland	W, 4-2	2018	Danny Duffy	vs. Chicago (AL)	L, 7-14
1992	Kevin Appier	at Oakland	ND, 3-5	2019	Brad Keller	vs. Chicago (AL)	W, 5-3
1993	Kevin Appier	vs. Boston	L, 1-3	2020	Danny Duffy	at Cleveland	L, 0-2
1994	Kevin Appier	at Baltimore	L, 3-6				
1995	Kevin Appier	vs. Baltimore	W, 5-1				

* - Extra innings

ROYALS 20-GAME WINNERS

Wins	Pitcher	Age	Year	Date Reached 20	No. Starts to Reach 20	Final Record
23#	Bret Saberhagen	25	1989	Sept. 17	32	23-6
22	Steve Busby	25	1974	Sept. 17	36	22-14
21	Dennis Leonard	27	1978	Sept. 25	39	21-17
20	Paul Splittorff	26	1973	Sept. 26	38	20-11
20+	Dennis Leonard	26	1977	Oct. 2	37	20-12
20	Dennis Leonard	29	1980	Oct. 4	38	20-11
20*	Bret Saberhagen	21	1985	Sept. 30	31	20-6
20	Mark Gubicza	26	1988	Sept. 26	34	20-8

- won Cy Young and led league in wins, + - led league in wins, * - won Cy Young

JARROD DYSON



JARROD DYSON

#1 • OUTFIELDER

BATS
LEFT

THROWS
RIGHT

HEIGHT
5-9

WEIGHT
165

BORN: AUG. 15, 1984 | McCOMB, MISS. | OD AGE: 36

SIGNED: MAJOR LEAGUE FREE AGENT, MARCH 5, 2021 | MLB SERVICE: 9 YEARS, 88 DAYS

2020 SEASON

- Split the season between Pittsburgh and the White Sox, being traded to Chicago on Aug. 28 for international signing bonus pool money.
- Appeared in 32 games combined between the two stops, hitting .180 (11-for-61) with five RBI and six stolen bases.
- Made the Pirates' Opening Day roster and started in center field on OD at St. Louis on July 24.
- Started 15 games (all in center field) with the Pirates...

played in 11 games for Chicago, making two starts in center field and one in right.

- Made his White Sox debut on Aug. 28 against the Royals, coming in as a defensive replacement in the ninth inning...scored his first run later in the series (Aug. 30), serving as a pinch-runner.
- Recorded a pair of multi-steal games, both vs. Minnesota (Aug. 6 and Sept. 17)...marked his 33rd and 34th career games with two thefts or more.

HONORS AND AWARDS

- 2015 World Series Champion (Kansas City)
- **First MLB home run:** Sept. 27, 2010 vs. Minnesota, two-run shot off Kevin Slowey

- **First MLB hit:** Sept. 13, 2010 vs. Oakland, double off Bobby Cramer
- 2009 Willie Wilson Baserunner of the Year

CAREER HIGHLIGHTS

- Signed with the Royals as a Major League free agent, March 5, 2021.
- Ranked sixth in franchise history in stolen bases (176), trailing Frank White by two for fifth on the club's all-time list.
- Since debuting in 2010, his 256 career steals are tied for fifth-most in the Majors with Jose Altuve...since 2012, his seven seasons with 20+ steals are tied for the most in the Majors with Elvis Andrus, Dee Strange-Gordon and Starling Marte.
- Among players with at least 100 stolen base attempts since 2012, his 84.9 percent success rate (236-for-278) is the best in the Majors.
- His 38 career stolen bases as a pinch runner are fifth-most since 1974, behind Matt Alexander (90), Otis Nixon (65), Miguel Dilone (52) and Larry Lintz (48), and are the most among active players.
- 2019:** In his final season with Arizona, recorded 30+ steals for the fifth time in his career...also established career highs in games (130), runs (65), hits (92), homers (7) and walks (47).
- Ranked second in the National League with an 88.2 stolen base percentage (30-for-34) trailing only Milwaukee's Christian Yelich (93.8%)...his 30 steals were also tied with Yelich for third in the NL.
- Appeared in 103 games (61 starts) in center field, 21 in right field and 16 in left field.
- Connected for his first leadoff home run on March 30 at the Los Angeles Dodgers, taking Kenta Maeda deep... became the fifth Diamondback (sixth time) to homer on the first pitch of the game.
- Also hit leadoff home runs on June 10 at Philadelphia (off Jerad Eickhoff) and Aug. 13 at Colorado (off Jeff Hoffman).
- Clubbed a pinch-hit, walk-off home run on April 9 vs. Texas, a two-run shot off José Leclerc to turn a 4-3 deficit into a 5-4 victory...marked his second career-walk off RBI, also recording a game-winning fielder's choice on July 3, 2015 vs. Minnesota (with the Royals).
- 2018:** Limited to 67 games in his first season with Arizona, after signing a two-year contract with the

D-backs on Feb. 19.

- Made 41 appearances (38 starts) in center field, 18 in right field and six in left field.
- Suffered a strained right groin on July 4 and missed the rest of the season...placed on the 10-day Injured List on July 5 and transferred to the 60-day IL on Sept. 2...underwent surgery on Sept. 21 to repair a torn right adductor (performed by Dr. William Meyers in Philadelphia).
- 2017:** In his only season with Seattle, ranked seventh in the American League with 28 stolen bases, which were the most by a Mariner since Ichiro Suzuki swiped 41 bags in 2011...marked his sixth-straight season with 20+ thefts.
- Led all Major League outfielders with six double plays and ranked sixth among MLB outfielders with 11 assists, matching his career high (also 2016 with Kansas City).
- Tallied 15 Defensive Runs Saved according to FanGraphs, which tied for fifth among AL outfielders, trailing only Boston's Mookie Betts (31), Minnesota's Byron Buxton (24), Tampa Bay's Kevin Kiermaier (22) and the Yankees' Brett Gardner (20).
- Tied a Major League record, being hit-by-pitch three times on May 16 vs. Oakland...became the 22nd different player (26th occurrence) since 1913 to record three HBP in one game.
- Missed the final 26 games of the season (sports hernia/core muscle injury), undergoing season-ending surgery on Sept. 14.
- 2016:** In the final season of his first tour with Kansas City, finished tied for second in the AL in steals (30)... also set a career-high with eight triples, which ranked second in the AL, one behind the leader Adam Eaton.
- Batted .311 (32-for-103) from the leadoff spot in the order, which ranked fourth in the Majors among players with at least 100 at-bats.
- Opened the year on the 15-day Injured List (right oblique strain), being reinstated on April 19.
- Connected for his first career grand slam on July 18 vs. Cleveland, taking Jeff Manship deep.

JARROD DYSON (CONT.)

- Recorded his 165th career steal on Aug. 26 at Boston, surpassing Carlos Beltrán for sixth in franchise history.
- Established a career-high with a 10-game hitting streak, from Sept. 2-17, batting .372 (16-for-43)...also recorded a stolen base in a career-high five-straight games (Aug. 26-Sept. 2).
- Also established a career high with 11 outfield assists, which tied for seventh-most in the American League.
- 2015:** Finished tied for third in the American League with 26 steals.
- Hit his first career inside-the-park home run and the 97th in franchise history on July 8 vs. Tampa Bay, off Chris Archer.
- 2014:** In his first full season in the big leagues, established a career-high with 36 steals, which tied for third in the American League, behind Jose Altuve (56) and Jacoby Ellsbury (39).
- Of his 36 steals, a Major League-best 22 of them came in the seventh inning or later.
- Made his first big league appearance in left field on May 29 at Toronto and first career start there on June 19 at Detroit.
- 2013:** Made the Royals' Opening Day roster for the second time and ranked seventh in the American League with 34 steals.
- Recorded 22 of his 34 thefts after the All-Star break, which were fourth-most in the Majors.
- Sustained a sprained right ankle on May 15 at the Angels and was placed on the 15-day Injured List two days later...reinstated on June 22.
- 2012:** Ranked ninth in the American League in steals (30), despite opening the year at Omaha (AAA)...successful on 30-of-35 attempts (85.7%), which ranked eighth in the AL.
- 2011:** On the Royals' Opening Day roster for the first time and had three stints in the Major Leagues (March 31-May 19; June 21-July 1 and Sept. 21-end of season).
- Scored a pair of runs in the eighth inning on April 30 vs. Minnesota, becoming the 20th Royal to score twice with one plate appearance and third to do it in the same inning, joining Bobby Floyd (Sept. 22, 1971) and Joe Simpson (Aug. 16, 1983).
- 2010:** Rated by *Baseball America* as the "Fastest Baserunner" in the Royals' organization prior to the season.
- Made his Major League debut on Sept. 7 at Minnesota and scored a run after drawing a walk in his only plate appearance.
- Doubled off Oakland's Bobby Cramer for his first big league hit on Sept. 12...hit his first MLB home run on Sept. 27 off Minnesota's Kevin Slowey.

POSTSEASON HIGHLIGHTS

- 2020:** Appeared in two of the White Sox' three Wild Card Round games vs. Oakland...struck out in his only plate appearance.
- 2015:** Played in six of Kansas City's playoff games, including three in the World Series vs. the Mets...scored the winning run in the decisive Game 5 at Citi Field, after pinch-running in the 12th inning.
- 2014:** Played in 13 of Kansas City's 15 postseason

games, which included making three starts in the World Series vs. San Francisco.

- Made his postseason debut in the Wild Card Game vs. Oakland, scoring the tying run in the ninth inning, after stealing third base.

- Also scored the winning run in Game 3 of the American League Championship Series vs. Baltimore.

MISC NOTES

- Full name is **Jarrold Martel Dyson**...resides in Hattiesburg, Mississippi...has a son, Jarrod Jr., and a daughter, Hannah Nicole.
- A 2004 graduate of McComb High School (Miss.).
- Played two seasons at Southwest Mississippi Junior College, where he tied the program record with seven trips and set a then-program record with 47 runs scored during his final season.
- The city of McComb, Mississippi renamed a street "Dyson Drive" in his honor in January 2016.
- Has the names of loved ones that have passed away since he started playing professional baseball stitched on the fingers of his glove.

POSTSEASON BATTING

YEAR	SERIES	VS. OPP.	AVG	G	AB	R	H	2B	3B	HR	RBI	SH	SF	HP	BB	SO	SB	CS	E	
2014	Wild Card	vs. OAK	–	1	0	1	0	0	0	0	0	0	0	0	0	0	1	0	0	
	AL Division Series	vs. LAA	.000	3	2	0	0	0	0	0	0	0	0	0	0	0	0	0	0	
	AL Championship Series	vs. BAL	.000	4	4	1	0	0	0	0	0	0	0	0	1	2	0	2	0	
	World Series	vs. SF	.200	5	10	0	2	0	0	0	0	0	0	0	1	2	0	0	0	
2015	AL Division Series	vs. HOU	.000	2	1	0	0	0	0	0	0	0	0	0	0	1	2	0	0	
	AL Championship Series	vs. TOR	–	1	0	0	0	0	0	0	0	0	0	0	0	0	0	0	0	
	World Series	vs. NYM	.000	3	3	1	0	0	0	0	0	0	0	0	0	1	1	0	0	
2020	Wild Card Series	vs. OAK	.000	2	1	0	0	0	0	0	0	0	0	0	0	1	0	0	0	
Wild Card Totals			.000	3	1	1	0	0	0	0	0	0	0	0	0	1	1	0	0	0
Division Series Totals			.000	5	3	0	0	0	0	0	0	0	0	0	0	1	2	0	0	0
Championship Series Totals			.000	5	4	1	0	0	0	0	0	0	0	0	1	2	0	2	0	0
World Series Totals			.154	8	13	1	2	0	0	0	0	0	0	0	1	3	1	0	0	0
Postseason Totals			.095	21	21	3	2	0	0	0	0	0	0	0	2	7	4	2	0	0

SINGLE GAME BESTS

HITS

3 (25x) Last: July 17, 2019 at TEX

DOUBLES

2 (6x) Last: June 30, 2017 at LAA

RBI

4 July 18, 2016 vs. CLE

RUNS

3 (7x) Last: May 15, 2019 vs. PIT

STOLEN BASES

3 (3x) Last: April 27, 2015 at CLE

HITTING STREAKS

10 Sept. 2-17, 2016

9 Sept. 28, 2011-May 4, 2012

May 15-31, 2016

Aug. 3-13, 2017

JARROD DYSON (CONT.)

CAREER BATTING

YEAR	CLUB	AVG	G	AB	R	H	2B	3B	HR	RBI	SAC	SF	HBP	BB	SO	SB	CS	OBP	SLG	E
2006	Surprise	.273	51	161	40	44	4	6	0	19	2	3	5	18	30	19	4	.358	.373	2
2007	Burlington	.270	10	37	6	10	1	0	0	0	0	0	0	2	12	3	1	.308	.297	0
2008	Wilmington	.260	93	288	40	75	8	0	0	24	8	1	2	32	60	39	9	.337	.288	4
2009	Burlington	.343	17	67	14	23	2	1	0	5	2	0	1	5	14	9	4	.397	.403	1
	Northwest Arkansas	.258	63	248	38	64	7	4	0	14	8	0	0	27	54	37	6	.331	.319	4
2010	Surprise@	.520	6	25	4	13	1	1	0	6	0	0	0	0	3	3	1	.520	.640	0
	Wilmington	.327	12	49	7	16	6	2	0	9	0	2	0	1	9	5	1	.327	.531	1
	Northwest Arkansas	.240	7	25	6	6	0	0	0	6	0	1	1	5	2	3	3	.275	.240	0
	Omaha	.272	46	195	33	53	10	1	1	19	5	2	1	16	32	13	3	.327	.349	2
	KANSAS CITY	.211	18	57	11	12	4	2	1	5	2	0	0	6	16	9	1	.286	.404	2
2011	KANSAS CITY	.205	26	44	8	9	1	0	0	3	1	1	0	7	14	11	1	.308	.227	0
	Omaha	.279	83	319	69	89	10	3	3	26	12	0	3	35	47	38	2	.356	.357	6
2012	Omaha	.333	15	63	12	21	3	3	0	5	4	0	0	4	5	7	1	.373	.476	1
	KANSAS CITY	.260	102	292	52	76	8	5	0	9	4	3	1	30	56	30	5	.328	.322	6
2013	KANSAS CITY	.258	87	213	30	55	9	4	2	17	3	1	1	21	45	34	6	.326	.366	5
	Omaha@	.154	15	52	8	8	2	0	0	1	1	0	2	3	12	5	0	.228	.192	0
2014	KANSAS CITY	.269	120	260	33	70	4	4	1	24	6	2	0	22	52	36	7	.324	.327	4
2015	KANSAS CITY	.250	90	200	31	50	8	6	2	18	6	1	4	14	37	26	3	.311	.380	2
2016	Omaha@	.318	7	22	7	7	0	0	0	1	1	0	2	4	4	4	0	.464	.318	0
	KANSAS CITY	.278	107	299	46	83	14	8	1	25	8	1	3	26	39	30	7	.340	.388	2
2017	SEATTLE	.251	111	346	56	87	13	3	5	30	4	2	10	28	55	28	7	.324	.350	3
2018	ARIZONA	.189	67	206	29	39	4	2	2	12	3	1	0	27	34	16	3	.282	.257	2
	Reno@	.200	2	5	0	1	0	0	0	0	0	0	0	1	0	1	0	.333	.200	0
2019	ARIZONA	.230	130	400	65	92	11	2	7	27	1	2	2	47	86	30	4	.313	.320	2
2020	PITTSBURGH	.157	21	51	6	8	0	0	0	5	0	0	0	4	10	4	0	.218	.157	1
	CHICAGO-AL	.300	11	10	3	3	0	0	0	0	1	0	0	0	1	2	0	.300	.300	0
Minor League Totals		.276	427	1556	284	430	54	21	4	135	43	9	17	153	284	186	35	.346	.346	21
Major League Totals		.246	890	2378	370	584	76	36	21	175	39	14	21	232	445	256	44	.316	.334	29

@ - Minor League injury rehab

CAREER TRANSACTIONS

- 2006 Selected by the Kansas City Royals in the 50th round of the First-Year Player Draft...signed by Brian Rhee
- 2013 Placed on the 15-day Injured List (right ankle sprain), May 16...reinstated June 21
- 2016 Placed on the 15-day Injured List (right oblique strain), March 25...reinstated April 18
- 2017 Acquired by the Seattle Mariners, for RHP Nathan Karns, Jan. 6
Placed on the 10-day Injured List (right quad strain), Aug. 17...reinstated Aug. 31
- 2018 Signed by the Arizona Diamondbacks as a Major League free agent, Feb. 19
Placed on the 10-day Injured List (right groin strain), July 5...transferred to the 60-day IL, Sept. 6...reinstated Oct. 30
- 2020 Signed by the Pittsburgh Pirates as a Major League free agent, Feb. 13
Acquired by the Chicago White Sox for international signing bonus pool money, Aug. 28
- 2021 Signed by the Kansas City Royals as a Major League free agent, March 5

HOME RUN INFORMATION

- GRAND SLAMS (1)**
July 18, 2016 vs. CLE (Manship)
- WALK-OFF (1)**
April 9, 2019 vs. TEX (Leclerc)
- PINCH HIT (1)**
April 9, 2019 vs. TEX (Leclerc)**
- INSIDE-THE-PARK (1)**
July 8, 2015 vs. TB (Archer)
- LEADOFF (3)**
March 30, 2019 at LAD (Maeda)
June 10, 2019 at PHI (Eickhoff)
Aug. 13, 2019 at COL (Hoffman)

**Walk-off

WALK-OFF INFORMATION

- 👑 July 3, 2015 vs. Minnesota, (FC off Thompson; 10th)
- 👑 April 9, 2019 vs. Texas, (2-run HR off Leclerc; 9th)

CAREER FIELDING

POSITION	PCT.	G	TC	PO	A	E	DP
Outfield	.984	792	1762	1671	62	29	21



LUCIUS FOX

#38 • INFILDER

BATS
SWITCH

THROWS
RIGHT

HEIGHT
6-1

WEIGHT
185

BORN: JULY 2, 1997 | NASSAU, BAHAMAS | OD AGE: 23

ACQUIRED: TRADE W/ TAMPA BAY, AUG. 27, 2020 | MLB SERVICE: 0 DAYS

2020 SEASON

- Acquired from the Tampa Bay Rays on Aug. 27 for OF Brett Phillips.
- Spent the year at the Rays' and Royals' alternate training

sites...played in 11 games for the Rays in Spring Training, going 4-for-15 (.267) with four RBI and a pair of walks in Grapefruit League action.

HONORS AND AWARDS

- 2019 Southern League postseason All-Star
- 2019 Southern League "Best Hustler"
- 2018 Arizona Fall League All-Prospect Team
- 2018 Arizona Fall League Rising Star
- 2018 Florida State League midseason All-Star
- 2017 SiriusXM All-Star Futures Game selection

CAREER HIGHLIGHTS

- 2019:** Split the season between Montgomery (AA) and Durham (AAA), batting .221/.331/.327 (90-for-407) with 16 doubles, nine triples, three homers, 34 RBI and 39 steals in 119 games...his .221 average was his lowest since his first professional season (2016).
- His 39 thefts ranked second among Rays minor league players, behind Vidal Bruján (48)...tied for second in triples and tied for eighth with 59 walks.
- Named a Southern League postseason All-Star and the league's "Best Hustler"...led the league with 37 steals and ranked 10th with 60 runs scored.
- Ranked as the No. 23 prospect in the Rays minor league system by *Baseball America* following the season.
- 2018:** Hit .268/.351/.341 (122-for-455) with three homers, 39 RBI and 29 stolen bases in 116 games between Charlotte (A+) and Montgomery...ranked fourth among Rays minor leaguers in steals.
- Named to the Florida State League midseason All-Star team...his 23 steals tied for sixth in the FSL, while he was fifth in on-base percentage (.371) and eighth in batting average (.282).
- Hit .326/.437/.384 (28-for-86) with one homer, 11 RBI and seven steals in 21 games for the Peoria Javelinas in the Arizona Fall League...named to the AFL All-Prospect Team and the AFL Rising Stars Game.
- Ranked by ESPN's Keith Law as the No. 100 overall prospect in the minors following the season and as

the No. 23 prospect in the Rays system by *Baseball America*...the publication also tabbed him the "Best Defensive Infielder" in the organization.

- 2017:** Named Minor League Baserunner of the Year by the Rays Baseball Operations department...hit .266/.350/.341 (111-for-417) with three homers, 39 RBI and an organization-leading 30 steals between Bowling Green (A) and Charlotte.
- Played for the World Team in the SiriusXM All-Star Futures Game at Marlins Park.
- Ranked by *Baseball America* as the No. 7 prospect in the Rays minor league system following the season...the publication also tabbed him as the "Fastest Baserunner" in the organization, "Best Baserunner" in the Midwest League in its Best Tools survey.
- 2016:** Played for Augusta (A) in his first professional season...ranked third among Giants minor leaguers with 25 stolen bases.
- Acquired by the Rays with INF Matt Duffy and RHP Michael Santos for LHP Matt Moore on Aug. 1.
- Missed the remainder of the minor league season following the trade due to a bruised foot.
- Ranked by *Baseball America* as the No. 16 prospect in the Rays system following the season.
- 2015:** Ranked by *Baseball America* as the No. 4 prospect in the Giants system, despite not making his professional debut.

MISC NOTES

- Full name is **Lucius Kadeem Fox**...resides in Nassau, Bahamas during the offseason.
- Played high school baseball at American Heritage High School in Delray Beach, Florida...moved back to the Bahamas before signing with the Giants as an international free agent on July 2, 2015.
- Ranked by MLB.com as the No. 3 prospect in the 2015 international class.
- Lucius and friend, Todd Isaacs Jr., founded the Don't Blink apparel brand...the brand defines its theme as: "the exploitation of simple mistakes which lead to major life accomplishments; displaying a competitive nature that mirrors perfection by displaying physical, emotional and psychological dominance in all walks of life; an attitude structured on the core values of grit, integrity, accountability and dedication."

- Roomed with brothers Nate and Josh Lowe while the three were teammates with Charlotte (A) in 2018...the Lowes' grandfather, Edward, called Lucius his adopted grandson and treated him as the de facto third brother.
- Passionate about the continued growth of baseball in the Bahamas, which has produced just seven Major League players...the most popular regional sport is cricket.
- First learned of baseball in physical education class...the teacher was a big baseball fan and wanted to assemble a team: "And I just went out one day and I remember the first position I went to was third base and after that, I fell in love with the game...and that was it. Once I stepped foot on the field, it's like it was meant to be."

LUCIUS FOX (CONT.)

CAREER BATTING

YEAR	CLUB	AVG	G	AB	R	H	2B	3B	HR	RBI	SAC	SF	HBP	BB	SO	SB	CS	OBP	SLG	E
2016	Augusta	.207	75	285	46	59	6	4	2	16	3	2	4	37	76	25	7	.305	.277	32
2017	Bowling Green	.278	77	302	45	84	13	3	2	27	2	1	7	33	80	27	10	.362	.361	13
	Charlotte	.235	30	115	19	27	3	0	1	12	0	1	3	12	33	3	3	.321	.287	5
2018	Charlotte	.282	89	351	54	99	17	1	2	30	2	1	8	42	79	23	7	.371	.353	10
	Montgomery	.221	27	104	14	23	3	1	1	9	4	2	2	8	20	6	2	.284	.298	5
2019	Montgomery	.230	104	365	60	84	16	8	3	33	1	3	9	53	89	*37	11	.340	.342	15
	Durham	.143	15	42	6	6	0	1	0	1	1	0	0	6	15	2	0	.250	.190	0
2020	TAMPA BAY																			
	KANSAS CITY																			
Minor League Totals		.244	417	1564	244	382	58	18	11	128	13	10	33	191	392	123	40	.337	.325	82

* - Led League

CAREER TRANSACTIONS

- 2015 Signed by the San Francisco Giants as a free agent, July 2
- 2016 Acquired by the Tampa Bay Rays with INF Matt Duffy and RHP Michael Santos for LHP Matt Moore, Aug. 1
- 2020 Acquired by the Kansas City Royals for OF Brett Phillips, Aug. 27

ROYALS BIRTHDAYS

JANUARY

- 24 Whit Merrifield (32)
- Carlos Sanabria (24)
- 27 Jon Heasley (24)

FEBRUARY

- 3 Terry Bradshaw (52)
- 4 Rusty Kuntz (65)
- 15 Melbrys Viloria (24)
- 20 Erick Peña (18)
- 25 Jorge Soler (29)

MARCH

- 2 Andres Sotillet (24)
- 3 Kyle Isbel (24)
- 6 Edward Olivares (25)
- 11 Carlos Hernández (24)
- 13 Nicky Lopez (26)
- 17 Vance Wilson (48)
- 23 Tony Peña Jr. (40)
- 26 Michael A. Taylor (30)
- 28 Austin Cox (24)

APRIL

- 8 Carlos Santana (35)
- 9 Ryan McBroom (29)
- 10 Scott Blewett (25)
- 12 Brad Brach (35)
- Gabe Speier (26)

MAY

- 6 Anderson Miller (27)
- 10 Salvador Perez (31)
- 14 Alec Marsh (23)
- 16 Freddy Fermin (26)
- 22 Larry Carter (56)

JUNE

- 2 Clay Dungan (25)
- Asa Lacy (22)
- 13 Daniel Tillo (25)
- 14 Bobby Witt Jr. (21)
- 16 Tyler Zuber (26)
- 29 Emmanuel Rivera (25)

JULY

- 2 Lucius Fox (24)
- 6 Andrew Benintendi (27)
- 7 Richard Lovelady (26)
- 9 Jake Kalish (30)
- 26 Ryan O'Hearn (28)
- 27 Nick Dini (28)
- Foster Griffin (26)
- Brad Keller (26)
- Adalberto Mondesi (26)
- 30 Jesse Hahn (32)

AUGUST

- 3 Bubba Starling (29)
- 4 Brady Singer (25)
- 15 Jarrod Dyson (37)
- 19 Kris Bubic (24)
- 20 Noah Murdock (23)
- 22 Hunter Dozier (30)
- 23 Ronald Bolaños (25)
- 28 Kelvin Gutierrez (27)

SEPTEMBER

- 4 Seuly Matias (23)
- 7 Wade Davis (36)
- 13 Kyle Zimmer (30)
- 14 Jake Brentz (27)
- 16 Jakob Junis (29)
- 22 Mike Matheny (51)
- 25 Nick Loftin (23)
- 27 Angel Zerpa (22)

OCTOBER

- 4 Jackson Kowar (25)
- 6 Nick Pratto (23)
- 8 Jeison Guzmán (23)
- 10 Collin Snider (26)
- 17 Hanser Alberto (29)
- John Mabry (51)
- 26 Eric Skoglund (29)

NOVEMBER

- 9 Erick Mejia (27)
- 16 Sebastian Rivero (23)
- 17 Daniel Lynch (25)
- 20 Greg Holland (36)
- Jake Newberry (27)
- 24 Cal Eldred (54)
- 27 Nick Heath (28)
- 28 Pedro Grifol (52)
- 29 MJ Melendez (23)

DECEMBER

- 1 Jonathan Bowlan (25)
- 6 Cam Gallagher (29)
- 8 Gabriel Cancel (25)
- 12 Ervin Santana (39)
- 18 Scott Barlow (29)
- 21 Danny Duffy (33)
- Josh Staumont (28)
- 26 Mike Minor (34)

(includes all players/coaches in spring camp)

*age indicated is what player will turn on that date in 2021



CAM GALLAGHER

#36 • CATCHER

BATS
RIGHT

THROWS
RIGHT

HEIGHT
6-3

WEIGHT
230

BORN: DEC. 6, 1992 | LANCASTER, PA. | OD AGE: 28

SELECTED: SECOND ROUND, 2011 DRAFT | MLB SERVICE: 2 YEARS, 106 DAYS

2020 SEASON

- Appeared in 25 games, including 19 starts behind the plate...set career highs in average (.283), on-base percentage (.356) and slugging (.434).
- Missed the first eight games of the season after opening the year on the Injured List...reinstated on Aug. 2 and made 15 of his 19 starts between Aug. 21-Sept. 11, when Salvador Perez was on the Injured List...played in just one game (Sept. 23 vs. St. Louis) after Perez's return.
- Batted .407 (11-for-27) with four doubles, a homer and all three of his RBI on the road, compared to a .154 average (4-for-26) with one double at home.
- In six games vs. Minnesota, went 5-for-12 (.417) with a double and two runs scored...in the second game of the

- Aug. 16 doubleheader at Target Field, went 2-for-2 with a walk to match his career high by reaching base three times.
- Hit safely in five-straight games from Sept. 6-10, going 6-for-16 (.375), a stretch that included all four games of a series in Cleveland (5-for-13).
- Recorded his lone home run on Aug. 26 at Busch Stadium, breaking a scoreless tie in the third inning with a two-run shot off Dakota Hudson.
- Had a game-tying two-out RBI double at Cleveland on Sept. 8, his first game-tying RBI since a solo shot at Target Field on Aug. 2, 2019.

HONORS AND AWARDS

- First MLB home run:** Aug. 14, 2017 at Oakland, grand slam off Jharel Cotton
- First MLB hit:** Aug. 6, 2017 vs. Seattle-1, single off Cody Martin

- 2016 Frank White Defensive Player of the Year Award
- 2014 Carolina League midseason All-Star

CAREER HIGHLIGHTS

- 2019:** Made the Opening Day roster for the second-straight season and played in a career-high 45 games, including 36 starts behind the plate.
- Placed on the 10-day Injured List on Aug. 8 with a strained left oblique...reinstated when rosters expanded on Sept. 1, but did not play.
- Hit just .100 (4-for-40) in his first 14 games through May 16, but hit .302 (26-for-86) in 31 games the rest of the season.
- Homered in back-to-back games on July 31 vs. Toronto and Aug. 2 at Minnesota, both coming within a span of five plate appearances...homered three times in his previous 228 career plate appearances in the Majors.
- Had three RBI bunt hits: April 14 vs. Cleveland, April 24 at Tampa Bay and July 18 vs. Chicago...his three RBI bunt hits were more than any Royals catcher in an entire career, and he's the first catcher to record three RBI bunt hits in a single season since Brad Ausmus in 1995, with San Diego.
- 2018:** Made the Opening Day roster for the first time and played in 22 games...appeared in eight of the Royals' first 20 games prior to Salvador Perez's return from the Injured List.
- Recalled on Aug. 31 and hit his only home run of the season that night...reached base three times, which included a pair of hits in a 9-2 triumph over the Orioles.
- Made 12 starts behind the plate following his Aug. 31 recall and allowed just one stolen base in 98.2 innings, after allowing four steals in 53.2 innings in his first stint with Kansas City.
- Batted .265/.334/.358 (71-for-268) with a career-high 42 doubles in 77 games with Omaha (AAA).
- Threw out 20-of-65 would-be base stealers (30.8%), the third-most runners caught stealing and the fifth-best rate

- among qualifying catchers in the Pacific Coast League.
- 2017:** Made his big league debut on Aug. 6 vs. Seattle, catching the ninth inning in the first game of a doubleheader...appeared in 13 games with the Royals, making six starts behind the plate...collected his first hit in the second game of the twinbill with a single in the eighth.
- Went 5-for-13 (.385) with five RBI in five games (four starts) during Salvador Perez's IL stint (Aug. 6-21).
- Clubbed his first career home run on Aug. 14 at Oakland, a grand slam off Jharel Cotton...his homer came in the Sonic Slam sixth inning, winning Tim Brown of Shawnee, Kansas \$25,000...became the first Royal to hit a grand slam within his first four career games...also the second to have his first home run be a grand slam, joining fellow catcher Paul Phillips, who did it in 2005.
- Spent most of the season at Omaha (AAA), batting .292 (.76-for-260) with five homers and 37 RBI in 73 games.
- 2016:** Played the entire year at Northwest Arkansas (AA), making 79 starts behind the plate...led Texas League catchers in total chances (713), putouts (648), assists (62), double plays (9) and caught stealing percentage (.476), throwing out 30-of-65 would-be base stealers.
- 2015:** Spent the entire year at Wilmington (A)...ranked second among Carolina League catchers with a .323 on-base percentage and was fifth with 15 doubles.
- 2014:** Named a Carolina League All-Star, going 1-for-2 with a single in the Carolina vs. California League All-Star Game.
- Threw out 40% (50-for-125) of would-be base stealers for the season, catching a career-high 741.0 innings.

CAM GALLAGHER (CONT.)

MISC NOTES

- 👑 Full name is **Cameron Joseph Gallagher**...resides in Prosper, Texas, during the offseason.
- 👑 Graduated from Manheim Township (Pa.) in 2011...batted .434 with four homers, 19 RBI, 29 runs scored and 10 stolen bases as a senior...participated in the Aflac All-America Baseball Classic following his junior season.
- 👑 Participated in FanFest in 2019 and 2020...has also been involved in the Royals Charities Diamond of Dreams, Golf Tournament and the Braden's Hope Calendar, which benefits childhood cancer research...he's also met with kids as part of the Dream Factory.
- 👑 Father, Glenn, pitched in the Toronto Blue Jays' organization after being selected in the third round of the 1981 First-Year Player Draft.
- 👑 Older brother, Austin, was a third-round pick of the Los Angeles Dodgers in 2007.

CAREER BATTING

YEAR	CLUB	AVG	G	AB	R	H	2B	3B	HR	RBI	SAC	SF	HBP	BB	SO	SB	CS	OBP	SLG	E
2011	Surprise	.141	20	78	6	11	0	0	1	7	0	1	0	7	15	0	0	.209	.179	1
	Idaho Falls	.200	8	30	2	6	0	0	1	2	0	0	0	3	4	0	0	.273	.300	0
2012	Burlington	.276	36	127	13	35	10	0	3	15	0	1	1	10	16	1	3	.331	.425	2
2013	Lexington	.212	66	222	19	47	15	0	2	18	1	3	6	24	28	0	0	.302	.306	5
2014	Wilmington	.228	96	312	24	71	18	0	5	34	5	6	1	37	38	1	0	.306	.333	7
2015	Wilmington	.245	77	253	24	62	15	0	5	23	5	2	2	28	34	0	0	.323	.364	4
2016	Northwest Arkansas	.259	91	301	23	78	16	1	4	24	0	2	5	37	52	2	2	.348	.359	3
2017	Omaha	.292	73	260	26	76	13	0	5	37	2	2	0	18	33	0	1	.336	.400	6
	KANSAS CITY	.250	13	24	2	6	1	0	1	5	0	0	0	3	4	0	0	.333	.417	0
2018	KANSAS CITY	.206	22	63	5	13	3	0	1	7	1	1	1	3	15	0	0	.250	.302	1
	Omaha	.265	77	268	28	71	13	0	4	42	4	2	3	26	38	1	0	.334	.358	3
2019	KANSAS CITY	.238	45	126	14	30	7	0	3	12	1	1	3	11	28	0	1	.312	.365	1
2020	KANSAS CITY	.283	25	53	10	15	5	0	1	3	1	0	0	6	11	0	0	.356	.434	1
Minor League Totals		.247	544	1851	165	457	100	1	30	202	17	19	18	190	258	5	6	.320	.351	31
Major League Totals		.241	105	266	31	64	16	0	6	27	3	2	4	23	58	0	1	.308	.368	3

CAREER TRANSACTIONS

- 2011 Selected by the Kansas City Royals in the second round of the First-Year Player Draft...signed by Jim Farr
- 2019 Placed on the 10-day Injured List (strained left oblique), Aug. 8...reinstated Sept. 1
- 2020 Placed on the 10-day Injured List, July 11...reinstated Aug. 2

SINGLE GAME BESTS

HITS

3 Sept. 15, 2018 vs. MIN

DOUBLES

2 July 20, 2019 at CLE

RBI

4 Aug. 14, 2017 at OAK

RUNS

2 (5x) Last: Sept. 10, 2020 at CLE

HITTING STREAKS

7 May 19-June 6, 2019

5 Sept. 6-10, 2020

CAREER FIELDING

POSITION	PCT.	G	TC	PO	A	E	DP	SB	CS	SB%	PB
Catcher	.995	102	636	617	16	3	2	35	8	.814	3

HOME RUN INFORMATION

GRAND SLAMS (1)

Aug. 14, 2017 at OAK (Cotton)

KELVIN GUTIERREZ



KELVIN GUTIERREZ

#19 • INFILDER

BATS
RIGHT

THROWS
RIGHT

HEIGHT
6-2

WEIGHT
215

BORN: AUG. 28, 1994 | SAN FRANCISCO DE MACORÍS, D.R. | OD AGE: 26

ACQUIRED: TRADE W/ WASHINGTON, JUNE 18, 2018 | MLB SERVICE: 1 YEAR, 49 DAYS

2020 SEASON

- 👑 Limited to just four games due to a sprained right elbow, which kept him out of the first 46 games...placed on the 60-day Injured List on July 16 and was reinstated on Sept. 12...made three starts at third base (Sept. 12, Sept. 13, Sept. 15), before being optioned on Sept. 21.
- 👑 Went 1-for-2 with a pair of walks on Sept. 12 vs.

Pittsburgh, marking his second game with multiple walks (also June 12, 2019 vs. Detroit).

- 👑 Played for the Dominican Winter League champion Gigantes del Cibao...slashed .396/.482/.604 (21-for-53) in 17 games.

HONORS AND AWARDS

- **First MLB home run:** May 1, 2019 vs. Tampa Bay-2, two-run shot off Blake Snell
- **First MLB hit:** April 27, 2019 vs. Los Angeles Angels, single off Jaime Barria

- 2019 MiLB.com Organization All-Star
- 2017 Carolina League midseason All-Star
- 2016 South Atlantic League midseason/postseason All-Star
- 2015 New York-Penn League midseason All-Star

CAREER HIGHLIGHTS

- 👑 **2019:** Spent a majority of the year with Omaha (AAA), but made his Major League debut on April 27 and played in 20 games with the Royals, batting .260 (19-for-73) with two doubles, a triple, a homer and 11 RBI.
- 👑 Recorded his first Major League hit in his debut with a two-run single in the Royals' six-run third inning off the Angels' Jaime Barria, also recording his first RBI.
- 👑 Hit his first Major League home run in Game 2 of the May 1 doubleheader, off Tampa Bay's Blake Snell... became the second Royal to hit his first homer off a reigning American League Cy Young Award winner, joining Royals Hall of Famer Amos Otis, who hit his first homer in 1970 off Baltimore's Mike Cuellar.
- 👑 Had a career-high four hits on May 4 at Detroit, becoming the first Royals rookie with a four-hit game since Christian Colón on Sept. 20, 2015...Gutierrez was the second Royal to have a four-hit effort within his first eight career games, joining Bo Jackson, who did it in his fifth game in 1986.
- 👑 Recorded at least one RBI in eight of his first 11 games, which is tied with several others for the second-most games with an RBI through 11 games in MLB history, one shy of the Brooklyn Dodgers' George Shuba, who had an RBI in nine of his first 11 games in 1948.
- 👑 His 11 RBI trailed only Mark Quinn (16 RBI) for most by a Royal through 11 big league games, while his 11 hits through eight games were fourth most by a Royal.
- 👑 Started the season with Omaha (AAA), where he reached safely in each of his first 18 games—in which he hit .333 (22-for-66)—before being recalled to Kansas City on April 26.
- 👑 Recalled for his second Major League stint from June 4-12, going 3-for-12 (.250) in four games.
- 👑 Did not play after Aug. 17 and was placed on 60-day Injured List with a fractured right toe on Sept. 12.
- 👑 **2018:** Acquired by the Royals from Washington, along with OF Blake Perkins and RHP Yohanse Morel, in exchange for RHP Kelvin Herrera on June 18.

- 👑 Between Harrisburg (AA) and Northwest Arkansas (AA), batted .275/.329/.400 (130-for-472) with 14 doubles, six triples, 11 homers and 66 RBI in a career-high 123 games...also collected 20 steals in 24 attemps.
- 👑 Established a career high with five RBI and matched a season high with seven total bases (triple, homer) vs. Arkansas on July 25.
- 👑 Entered the season with the "Best Infield Arm" in Washington's minor league system according to *Baseball America*...also named the Royals' No. 17 prospect by MLB.com Pipeline following the season.
- 👑 **2017:** Batted .278/.340/.408 (71-for-255) in 68 games between Potomac and a 10-game rehab stint with the Gulf Coast Nationals.
- 👑 Named a Carolina League mid-season All-Star, but did not play in the game after going on the Injured List for the remainder of the season on June 10.
- 👑 Following the season, hit .350 (14-for-40) with a triple, a homer and nine RBI in 13 games for Mesa in the Arizona Fall League.
- 👑 Named the Nationals' No. 12 prospect by MLB.com Pipeline.
- 👑 **2016:** Spent a majority of the season with Hagerstown (A), but also played 10 games at Potomac (A) and nine at Auburn (A)...hit a combined .296/.349/.401 (132-for-446) with 23 doubles, six triples, four homers and 25 steals.
- 👑 Named a South Atlantic League All-Star with Hagerstown, but did not play due to injury.
- 👑 His .300 average at Hagerstown ranked fifth in the South Atlantic League, while his overall average (.296) ranked fourth among Nationals' farmhands.
- 👑 Tabbed the "Best Defensive Third Baseman" in the South Atlantic League by *Baseball America* following the season.
- 👑 **2015:** Named a New York-Penn League All-Star.

KELVIN GUTIERREZ (CONT.)

MISC NOTES

👑 Full name is **Kelvin Manuel Gutierrez**...resides in San Francisco de Macoris, Dominican Republic during the offseason, with wife, Ruth and son, Kayden.

👑 Participated in FanFest in 2020, while he has also volunteered at the Royals Charities Diamond of Dreams event.

CAREER BATTING

YEAR	CLUB	AVG	G	AB	R	H	2B	3B	HR	RBI	SAC	SF	HBP	BB	SO	SB	CS	OBP	SLG	E
2013	Dominican Nationals	.255	60	208	35	53	13	2	0	23	1	1	2	23	36	9	2	.333	.337	18
2014	Gulf Coast Nationals	.286	53	192	27	55	6	3	0	25	0	2	1	23	29	4	6	.362	.349	11
2015	Auburn	.305	62	239	31	73	21	1	1	30	1	1	4	16	52	2	0	.358	.414	21
2016	Hagerstown	.300	96	377	58	113	19	6	3	48	2	6	3	29	65	19	7	.349	.406	21
	Auburn@ Potomac	.323	9	31	5	10	3	0	0	6	0	1	0	3	5	4	0	.371	.419	1
2017	Potomac	.237	10	38	7	9	1	0	1	2	1	0	2	3	5	2	2	.326	.342	3
	Potomac	.288	58	222	34	64	10	6	2	16	0	2	2	19	59	3	0	.347	.414	5
2018	Gulf Coast Nationals@	.212	10	33	6	7	3	1	0	1	0	0	0	4	7	2	0	.297	.364	1
	Harrisburg	.274	58	230	36	63	6	3	5	26	0	2	1	16	62	10	1	.321	.391	13
2019	Northwest Arkansas	.277	65	242	29	67	8	3	6	40	0	0	2	20	46	10	3	.337	.409	10
	Omaha	.287	75	286	41	82	9	2	9	43	0	3	3	35	71	12	1	.367	.427	7
2020	KANSAS CITY	.260	20	73	4	19	2	1	1	11	0	1	0	5	24	1	0	.304	.356	3
	KANSAS CITY	.111	4	9	0	1	0	0	0	0	0	0	0	3	6	0	0	.333	.111	0
Minor League Totals		.284	556	2098	309	596	99	27	27	260	5	18	20	191	437	77	22	.347	.396	111
Major League Totals		.244	24	82	4	20	2	1	1	11	0	1	0	8	30	1	0	.308	.329	3

@ - Minor League injury rehab

CAREER TRANSACTIONS

2013 Signed by the Washington Nationals as an international free agent, April 10...signed by Modesto Ulloa

2018 Acquired by the Kansas City Royals with OF Blake Perkins and RHP Yohanse Morel for RHP Kelvin Herrera, June 18

2019 Placed on the 60-day Injured List (fractured right toe), Sept. 12...reinstated Nov. 4

2020 Placed on the 60-day Injured List (right elbow strain), July 16...reinstated Sept. 12

SINGLE GAME BESTS

HITS

4 May 4, 2019 at DET

RBI

3 May 1, 2019 vs. TB-2

RUNS

2 May 4, 2019 at DET

HITTING STREAK

3 (3x) Last: June 5-12, 2019

CAREER FIELDING

POSITION	PCT.	G	TC	PO	A	E	DP
Third Base	.956	21	68	25	40	3	4

EWING M. KAUFFMAN AWARD

The Royals recognized a member of the Scouting Department for outstanding contributions to the organization from 1970-2007

1970	Art Stewart	1983	Art Stewart	1996	Allard Baird
1971	Rosey Gilhousen	1984	Al Kubski	1997	Wil Rutenschroer
1972	Dale McReynolds	1985	Dick Balderson	1998	Steve Flores
1973	Spider Jorgenson	1986	Ken Gonzales	1999	Jeff McKay
1974	Tom Ferrick	1987	Carl Blando	2000	Luis Silverio
1975	John Sullivan	1988	Jerry Stephens	2001	Dennis Woody
1976	Bill Fischer	1989	Brian Murphy	2002	Steve Connelly
1977	Al Diez	1990	No Award	2003	Spencer Graham
1978	Art Lilly	1991	Bob Carter	2004	Mike Brown
1979	Gary Blaylock	1992	Chuck McMichael	2005	No Award
1980	Chris Rice	1993	Terry Wetzell	2006	Brian Rheas
1981	Joe Sparks	1994	Luis Silverio	2007	Scott Ramsay
1982	Gene Lamont	1995	Tony Levato		



JESSE HAHN

#32 • RIGHT-HANDED PITCHER

BATS
RIGHT

THROWS
RIGHT

HEIGHT
6-5

WEIGHT
205

BORN: JULY 30, 1989 | NORWICH, CONN. | OD AGE: 31

SIGNED: MAJOR LEAGUE FREE AGENT, DEC. 13, 2019 | MLB SERVICE: 5 YEARS, 67 DAYS

2020 SEASON

- 👑 Made a career-high 18 relief appearances despite not making his season debut until Aug. 19...posted the lowest opponents' average (.071), second-lowest ERA (0.52) and fifth-lowest WHIP (0.69) in the Majors (min. 15.0 IP)...allowed just one run on four hits in 17.1 innings.
- 👑 Missed the first 24 games of the season, going on the Bereavement List on July 23, the Restricted List on July 30 and the Paternity List on Aug. 17.
- 👑 Allowed four hits to the 65 batters he faced over 17.1 innings...his .071 opponents' average (4-for-56) was the lowest mark in Major League history (min. 50 batters faced), according to *Elias*, besting Bob McClure, who posted a .077 opponents' average (4-for-52) as a rookie in 1975.
- 👑 He retired 24-straight batters following a single by Roberto Pérez on Sept. 9, and held the final 31 batters he faced hitless (0-for-29, 2 BB).
- 👑 Among Royals pitchers who have worked at least 15.0 innings, his ERA was the third lowest in a season behind only McClure (0.00) in 1975 and Joel Johnston (0.41) in 1991...he is the fifth Royals pitcher to post a sub-1.00 ERA in a season (min. 15.0 IP), also joining Louis Coleman (0.61) in 2013 and Wade Davis (0.94) in 2015...his WHIP was also the lowest in franchise history (min. 15.0 IP), besting Davis' 0.79 mark in 2015.
- 👑 Did not allow a hit in 28 at-bats vs. left-handed batters,

extending his hitless streak to 33 at-bats since a Carlos Beltrán single on June 28, 2017.

- 👑 Recorded the first three saves of his career on Aug. 29 at the White Sox (0.2 IP), Sept. 25 vs. Detroit (1.0 IP) and Sept. 27 vs. Detroit (1.0 IP).
- 👑 Earned the win on Sept. 24 vs. Detroit, tossing 1.1 scoreless frames across the sixth and seventh innings, ahead of the Royals' four-run rally...it was his first career victory as a reliever and first win overall since June 17, 2017 with Oakland (5.0 IP in a start), going 1,195 days between.
- 👑 The only run he allowed came on a two-run double—including one inherited run—to José Abreu on Sept. 4...that double was the only hit he surrendered with a runner in scoring position, as opponents went just 1-for-16 (.063) vs. him with RISP.
- 👑 Allowed just two of his 10 inherited runners to score, via a bases-loaded walk to Nomar Mazara on Aug. 28 and Abreu's RBI double on Sept. 4.
- 👑 Pitched a career-best 2.0 scoreless innings in relief on Aug. 23 vs. Minnesota, his longest outing since his last start on June 28, 2017 with Oakland.
- 👑 Earned a win and two saves in the final series of the year vs. Detroit (Sept. 24-27), retiring 10 of the 12 hitters he faced, including five strikeouts.

HONORS AND AWARDS

- First MLB save: Aug. 29, 2020 at Chicago White Sox
- First MLB win: June 14, 2014 at New York Mets

- 2013 Florida State League midseason All-Star

CAREER HIGHLIGHTS

- 👑 **2019:** Spent a majority of the season on the 60-day Injured List, recovering from ulnar collateral ligament (UCL) repair surgery in 2018...made six relief appearances in September.
- 👑 Worked a scoreless eighth inning vs. Detroit on Sept. 5, which marked his first Major League appearance since June 28, 2017 at Houston (with Oakland).
- 👑 Went 0-1 with a 2.45 ERA (1 ER in 3.2 IP) with two walks and six strikeouts in four combined outings (3 starts) between Wilmington (A+) and Surprise (Rookie) as part of a rehab assignment (Aug. 21-Sept. 3).
- 👑 **2018:** Did not pitch in the Major Leagues after suffering a sprained ulnar collateral ligament during spring training...placed on the 60-day Injured List on March 6...made six appearances across three rehab assignments in July and August.
- 👑 Acquired by the Royals with RHP Heath Fillmyer from Oakland in exchange for LHP Ryan Buchter, INF/OF Brandon Moss and cash considerations, Jan. 29.
- 👑 **2017:** Made 13 starts (14 appearances) with Oakland...placed on the 10-day IL on May 27 with a strained right triceps.
- 👑 Held opponents to just four home runs in 69.2 big league innings (0.52 HR/9), ranking second in the AL (min. 65.0 IP)...had a streak of 49.2 consecutive innings

in the Majors without allowing a homer, from the third inning on April 19 to the first inning on June 22.

- 👑 Tossed a season-best 8.0 shutout innings at Angel Stadium on April 25, allowing just one hit...however, he took a no-decision in a 2-1 A's loss in 11 innings, becoming the first Oakland hurler to take a no-decision with 8.0 scoreless frames, while allowing one hit or less.
- 👑 **2016:** Had four stints with Oakland, going 2-4 with a 6.02 ERA (31 ER in 46.1 IP) in nine starts.
- 👑 Combined with former Royal Ryan Madson and John Axford on a four-hit shutout, blanking Houston 2-0, on April 30...allowed three hits over 6.2 scoreless frames with two walks and four strikeouts in his season debut.
- 👑 Dropped his last eight decisions between Oakland and Nashville, posting a 6.67 ERA (44 ER in 59.1 IP)...during that stretch, he took a no-decision despite allowing one run over a season-best 7.2 innings vs. Tampa Bay on July 24, in a 3-2 A's win.
- 👑 **2015:** Made Oakland's Opening Day roster for the first time, but made just 16 starts due to injury.
- 👑 Held opponents to just five homers in 96.2 innings (0.47 HR/9), best in the AL (min. 90.0 IP)...using the same minimum, he also ranked third in the AL in opponents' slugging percentage (.324) and fifth in OPS (.623).

JESSE HAHN (CONT.)

- Went 5-2 with a 2.42 ERA (14 ER in 52.0 IP) over his final eight starts before being placed on the 15-day IL on July 11 (retroactive to July 6) with a right forearm strain and missed the remainder of the season.
- Threw a four-hit shutout in a 4-0 win vs. Detroit on May 25, becoming the first A's pitcher to record a shutout on Memorial Day since Dick Fowler and Joe Coleman did it both ends of a 1947 doubleheader vs. New York... according to *Elías*, he was the first A's pitcher to record a shutout in a game in which his team made at least three errors since Diego Segui did it for the Kansas City A's on June 15, 1965 vs. California.
- 2014:** Made his Major League debut with San Diego...his seven wins tied for third among NL rookies, trailing only Jacob deGrom and Chase Anderson (9 each).
- His 36 strikeouts through his first five career games (June 3-30) were most by any Padres pitcher to begin a career...according to STATS, his total also tied for eighth most since 1914 by a NL pitcher through his first five career games.
- Earned seven wins through his first nine starts in the Majors, most in Padres history and tied for the third most by a Major League pitcher since 1914, behind only Boston's Boo Ferriss in 1945 and the White Sox John Whitehead in 1935, both of which had eight wins through nine career starts.
- Had a 55.0-inning homerless streak from June 14 to Aug. 5, the fourth-longest homerless streak by a rookie in Padres history.
- Hadn't pitched above High-A before the season started,

- but went 2-1 with a 2.20 ERA (8 ER in 32.2 IP) in his first 10 appearances (seven starts) at San Antonio (AA) to begin the season, before making his Major League debut on June 3 vs. Pittsburgh.
- Recorded a career-high nine strikeouts in 5.0 scoreless innings on June 30 vs. Cincinnati, including a stretch of seven consecutive outs recorded via strikeout, becoming the first Padres rookie to record seven consecutive outs via strikeout since at least 1974.
- Went 3-1 with a .172 opponents' average (15-for-87) and .230 slugging percentage in four July starts with San Diego, the lowest marks in franchise history during the month of July.
- Following the season, was acquired by Oakland with RHP R.J. Alvarez for RHP Seth Streich and C Derek Norris.
- 2013:** Earned Florida State League midseason All-Star honors, going 2-1 with a 2.15 ERA (16 ER in 67.0 IP) and .218 opponents' average in 19 starts with Charlotte (A).
- Following the 2013 season, acquired by San Diego with LHP Alex Torres for RHP Matt Andriese, RHP Brad Boxberger, RHP Matt Lollis, INF Logan Forsythe and INF Maxx Tissenbaum.
- 2012:** Went 2-2 with a 2.77 ERA (16 ER in 52.0 IP) in 14 starts in his pro debut with Hudson Valley (A)... named New York-Penn League Pitcher of the Week in consecutive weeks (Aug. 20-27).
- 2011:** Missed the entire season while recovering from Tommy John surgery, which was performed by Dr. James Andrews in 2010.

MISC NOTES

- Full name is **Jesse Allen Hahn**...resides in Peoria, Arizona, with wife, Jessica and newborn son, Hudson.
- Graduated from Fitch High School (Conn.), where he also played basketball for two years and football for one...in 40.0 innings pitched as a senior, went 5-1 with 65 strikeouts (14.6 K/9) and just six walks, with one no-hitter and three one-hitters...set a state record by posting a 0.17 ERA (min. 35.0 IP)...earned Pitcher of

- the Year, all-state, all-area and All-Eastern Connecticut Conference honors.
- Attended Virginia Tech, where he pitched three seasons for the Hokies...enjoyed his best season as a junior (2010), going 5-4 with a 3.70 ERA in 13 starts.
- Has donated items to the Royals Charities Broadcast Auction and also participated in 2020 FanFest.

CAREER PITCHING

YEAR	CLUB	W-L	ERA	G	GS	CG	SHO	SV	IP	H	R	ER	HR	HB	BB	SO	WP	BK	AVG
2012	Hudson Valley	2-2	2.77	14	14	0	0	0	52.0	38	18	16	0	2	15	55	2	0	.199
2013	Charlotte	2-1	2.15	19	19	0	0	0	67.0	55	20	16	1	3	18	63	8	0	.218
	Gulf Coast Rays@	0-0	0.00	1	1	0	0	0	2.0	4	1	0	0	0	0	4	0	0	.364
2014	San Antonio	2-1	1.91	13	10	0	0	0	42.1	34	13	9	1	1	15	38	0	1	.221
	SAN DIEGO	7-4	3.07	14	12	0	0	0	73.1	57	26	25	4	4	32	70	4	0	.214
2015	OAKLAND	6-6	3.35	16	16	1	1	0	96.2	88	46	36	5	8	25	64	7	0	.238
2016	Nashville	1-7	4.32	15	15	0	0	0	66.2	72	36	32	4	3	34	46	3	0	.276
	OAKLAND	2-4	6.02	9	9	0	0	0	46.1	57	32	31	8	0	19	23	2	0	.313
2017	OAKLAND	3-6	5.30	14	13	0	0	0	69.2	78	46	41	4	3	27	55	2	0	.283
	Stockton	0-0	3.38	1	1	0	0	0	5.1	4	2	2	1	0	1	4	1	0	.211
	Nashville	2-0	4.32	6	5	0	0	0	25.0	28	14	12	1	0	14	18	4	0	.289
2018	Surprise@	0-0	0.00	2	1	0	0	0	2.0	1	0	0	0	0	0	2	0	0	.167
	Northwest Arkansas@	0-0	0.00	3	2	0	0	0	3.1	2	0	0	0	1	2	0	1	0	.200
	Omaha@	0-0	0.00	1	0	0	0	0	0.2	1	0	0	0	0	0	2	0	0	.333
2019	Surprise@	0-0	0.00	1	1	0	0	0	1.0	1	0	0	0	0	0	2	0	0	.250
	Wilmington@	0-1	3.38	3	2	0	0	0	2.2	2	1	1	0	0	2	4	1	0	.222
	KANSAS CITY	0-1	13.50	6	0	0	0	0	4.2	7	7	7	1	0	6	7	0	0	.333
2020	KANSAS CITY	1-0	0.52	18	0	0	0	3	17.1	4	1	1	0	1	8	19	2	0	.071
	Minor League Totals	9-12	2.93	79	71	0	0	0	270.0	242	105	88	8	10	101	238	20	1	.238
	Major League Totals	19-21	4.12	77	50	1	1	3	308.0	291	158	141	22	16	117	238	17	0	.249

@ - Minor League injury rehab

SINGLE GAME BESTS

STRIKEOUTS (STARTER)

- 9 June 30, 2014 vs. CIN
- 8 June 24, 2014 at SF

STRIKEOUTS (RELIEVER)

- 3 (4x) Last: Sept. 27, 2020 vs. DET

INNINGS PITCHED (STARTER)

- 9.0 May 25, 2015 vs. DET (CG)
- 8.0 April 25, 2017 at LAA

INNINGS PITCHED (RELIEVER)

- 6.0 April 7, 2017 at TEX
- 2.0 Aug. 31, 2014 vs. LAD
- Aug. 23, 2020 vs. MIN

WINNING STREAK

- 4 June 14-30, 2014

COMPLETE GAME

- May 25, 2015 vs. Detroit (SHO)

JESSE HAHN (CONT.)

CAREER TRANSACTIONS

- 2010 Selected by the Tampa Bay Rays in the sixth round of the First-Year Player Draft...signed by Lou Wieben
- 2014 Acquired by the San Diego Padres with RHP Alex Torres, for RHP Matt Andriese, RHP Brad Boxberger, RHP Matt Lollis, INF Logan Forsythe and INF Maxx Tissenbaum, Jan. 22
Acquired by the Oakland Athletics with RHP R.J. Alvarez, for RHP Seth Streich and C Derek Norris, Dec. 18
- 2015 Placed on the 15-day Injured List (right forearm strain), July 11...transferred to the 60-day IL, Sept. 1...reinstated Nov. 3
- 2016 Placed on the 15-day Injured List (strained right shoulder), Aug. 5...reinstated Sept. 1
- 2017 Placed on the 10-day Injured List (strained right triceps), May 27...reinstated June 6
- 2018 Acquired by the Kansas City Royals with RHP Heath Fillmyer, for LHP Ryan Buchter, INF/OF Brandon Moss and cash considerations, Jan. 29
Placed on the 60-day Injured List (sprained right UCL), March 6...reinstated Nov. 2
- 2019 Placed on the 60-day Injured List (recovery from right elbow procedure), Feb. 13...reinstated Sept. 3
Signed by the Kansas City Royals as a Major League free agent, Dec. 13
- 2020 Placed on the Bereavement List, July 23...placed on the Restricted List, July 30
Placed on the Paternity List, Aug. 17...reinstated Aug. 19

CAREER BATTING/FIELDING

	AVG.	AB	H	HR	RBI	POSITION	PCT.	G	TC	PO	A	E	DP
MLB Totals	.077	26	2	0	1	Pitcher	.955	77	67	17	47	3	2

ROYALS ROAD TRIP MILEAGE

Date	From	To	Mileage
Road Trip #1			1,411
April 4	Kansas City	Cleveland	690
April 7	Cleveland	Chicago	317
April 11	Chicago	Kansas City	404
Road Trip #2			1,951
April 22	Kansas City	Detroit	632
April 26	Detroit	Pittsburgh	192
April 28	Pittsburgh	Minneapolis	723
May 2	Minneapolis	Kansas City	404
Road Trip #3			1,272
May 10	Kansas City	Detroit	632
May 14	Detroit	Chicago	236
May 16	Chicago	Kansas City	404
Road Trip #4			2,744
May 24	Kansas City	St. Petersburg	1,030
May 27	St. Petersburg	Minneapolis	1,310
May 30	Minneapolis	Kansas City	404
Road Trip #5			3,200
June 6	Kansas City	Anaheim	1,340
June 9	Anaheim	Oakland	370
June 13	Oakland	Kansas City	1,490
Road Trip #6			5,310
June 21	Kansas City	New York	1,110
June 24	New York	Arlington	1,390
June 27	Arlington	Boston	1,560
July 1	Boston	Kansas City	1,250

Date	From	To	Mileage
Road Trip #7			1,380
July 7	Kansas City	Cleveland	690
July 11	Cleveland	Kansas City	690
Road Trip #8			874
July 19	Kansas City	Milwaukee	437
July 21	Milwaukee	Kansas City	437
Road Trip #9			1,740
July 29	Kansas City	Toronto	836
Aug. 1	Toronto	Chicago	424
Aug. 5	Chicago	St. Louis	251
Aug. 8	St. Louis	Kansas City	229
Road Trip #10			4,700
Aug. 19	Kansas City	Chicago	404
Aug. 22	Chicago	Houston	926
Aug. 25	Houston	Seattle	1,870
Aug. 29	Seattle	Kansas City	1,500
Road Trip #11			2,295
Sept. 5	Kansas City	Baltimore	958
Sept. 9	Baltimore	Minneapolis	933
Sept. 12	Minneapolis	Kansas City	404
Road Trip #12			1,440
Sept. 19	Kansas City	Cleveland	690
Sept. 22	Cleveland	Detroit	118
Sept. 26	Detroit	Kansas City	632
Total Mileage			28,317

NICK HEATH



NICK HEATH

#0 • OUTFIELDER

BATS
LEFT

THROWS
LEFT

HEIGHT
6-1

WEIGHT
190

BORN: NOV. 27, 1993 | ATLANTA, GA. | OD AGE: 27

SELECTED: 16TH ROUND, 2016 DRAFT | MLB SERVICE: 158 DAYS

2020 SEASON

- Placed in 15 games, including four starts in center field, after making his big league debut as a pinch-runner on July 30 at Detroit.
- Recorded his first stolen base on Aug. 4 at Wrigley Field and advanced to third on the throw, but was left stranded to end a 5-4 loss.
- Made his first start on Aug. 6 vs. the Cubs and recorded an RBI double for his first hit, part of the Royals' six-run third inning...recorded his second hit on Aug. 7 vs. Minnesota on an RBI single in the third inning, before leaving the game with a strained left hamstring.
- Placed on the Injured List on Aug. 8 and reinstated on Aug. 31, when he was optioned to the alternate site, before being recalled on Sept. 12.
- Recorded an RBI in three-straight games from Aug. 6-Sept. 12, including a bases-loaded walk vs. Pittsburgh on Sept. 13.
- Appeared in six of the Royals' last seven games from Sept. 21-26, coming off the bench in each and had a sacrifice in his only plate appearance.

HONORS AND AWARDS

- First MLB hit: Aug. 6, 2020 vs. Chicago Cubs, double off Tyler Chatwood
- Two-time Willie Wilson Baserunner of the Year (2018-19)
- 2018 Arizona Fall League All-Prospect Team

CAREER HIGHLIGHTS

- 2019:** Opened the year at Northwest Arkansas (AA), but was promoted to Omaha (AAA) on July 27 and finished the season with the Storm Chasers...batted .255 (104-for-408) with 14 doubles, eight triples, eight homers and 72 runs scored between his two stops.
- Led all minor league players with 60 stolen bases...his total was the highest by a Royals' farmhand since Terrance Gore swiped 68 bags with Lexington (A) in 2013...earned the Willie Wilson Baserunner of the Year award, which recognizes the top baserunner in the organization, for the second-straight season.
- Stole 50 bases in 84 games with the Naturals, ranking second in the Texas League to teammate Khalil Lee (53)...also ranked tied for sixth in the league in triples (7).
- Recorded a career-high four thefts on May 20 at Arkansas, which matched the franchise record held by Derrick Robinson (April 26, 2010 and Aug. 24, 2011).
- Had two stints on the Injured List, April 30-May 9 with Northwest Arkansas and Aug. 27-end of the year with Omaha.
- 2018:** Earned the Willie Wilson Baserunner of the Year award...led all Royals' farmhands with 39 steals, including 29 at Wilmington (A+), which ranked second in the Carolina League despite playing just 54 games there.
- Opened the year at Wilmington, but was assigned to Northwest Arkansas on July 18, playing his final 36 contests at the Double-A level.
- Named to the Arizona Fall League Top Prospects Team, batting .338 (26-for-77) with a .427 on-base percentage, while leading the AFL in steals (13) and runs scored (21).
- 2017:** Ranked fifth among Royals farmhands with 25 steals, despite missing five weeks due to injury.
- Opened the year with Lexington (A) and also played four games with Surprise (Rookie), before finishing the season at Wilmington.
- 2016:** With Idaho Falls (Rookie), led the Pioneer League with 36 stolen bases - 10 more than any other player - despite playing in just 62 games.

MISC NOTES

- Full name is **Nicholas James Heath**...resides in Punta Gorda, Florida, during the offseason.
- Attended Northwestern State University (La.), where he set the school's single-season record with 35 steals in 42 attempts (83.3 percent) in 2016...ranks third in NSU history with 75 stolen bases...during his senior season, led the team with 43 runs scored and recorded a career-high 27 RBI to earn All-Southland Conference Third Team honors.
- Graduated from Junction City High School (Kan.).
- Mother, Kimberly, ran track at Kansas State University.

CAREER TRANSACTIONS

- 2016 Selected by the Kansas City Royals in the 16th round of the First-Year Player Draft...signed by Travis Ezi
- 2020 Placed on the 10-day Injured List (strained left hamstring), Aug. 8...reinstated Aug. 31

NICK HEATH (CONT.)

CAREER BATTING

YEAR	CLUB	AVG	G	AB	R	H	2B	3B	HR	RBI	SAC	SF	HBP	BB	SO	SB	CS	OBP	SLG	E
2016	Idaho Falls	.291	62	230	39	67	8	4	2	28	2	2	1	21	61	36	10	.350	.387	12
2017	Lexington	.400	2	5	1	2	0	0	0	1	0	0	0	0	1	1	0	.400	.400	0
	Surprise	.250	4	16	3	4	1	0	0	3	0	0	0	3	2	3	0	.368	.313	0
	Wilmington	.250	60	224	27	56	7	0	1	12	3	1	1	19	59	21	8	.310	.295	3
2018	Wilmington	.284	54	194	37	55	8	1	2	20	5	1	2	35	65	29	9	.397	.366	1
	Northwest Arkansas	.257	36	105	22	27	3	3	0	7	6	1	0	13	33	10	0	.336	.343	2
2019	Northwest Arkansas	.255	84	330	55	84	10	7	6	27	5	1	0	39	116	50	9	.332	.382	5
	Omaha	.256	21	78	17	20	4	1	2	9	0	1	1	17	27	10	4	.392	.410	2
2020	KANSAS CITY	.154	15	13	2	2	1	0	0	3	1	0	1	2	6	2	2	.313	.231	0
Minor League Totals		.266	323	1182	201	315	41	16	13	107	21	7	5	147	364	160	40	.348	.361	25
Major League Totals		.154	15	13	2	2	1	0	0	3	1	0	1	2	6	2	2	.313	.231	0

CAREER FIELDING

POSITION	PCT.	G	TC	PO	A	E	DP
Outfield	1.000	7	7	7	0	0	0

ROYALS/MLB DEBUT DATES

Player	MLB Debut	KC Debut	Player	MLB Debut	KC Debut
Hanser Alberto	5/29/15	-	Daniel Lynch	-	-
Scott Barlow	4/30/18	same as MLB	Alec Marsh	-	-
Andrew Benintendi	8/2/16	-	Seuly Matias	-	-
Scott Blewett	9/18/20	same as MLB	Ryan McBroom	9/3/19	same as MLB
Ronald Bolaños	9/3/19	7/26/20	Erick Mejia	9/5/19	same as MLB
Jonathan Bowlan	-	-	MJ Melendez	-	-
Brad Brach	8/31/11	-	Whit Merrifield	5/18/16	same as MLB
Jake Brentz	-	-	Anderson Miller	-	-
Kris Bubic	7/31/20	same as MLB	Mike Minor	8/9/10	4/3/17
Gabriel Cancel	-	-	Adalberto Mondesi	10/30/15	same as MLB
Austin Cox	-	-	Noah Murdock	-	-
Wade Davis	9/6/09	4/5/13	Jake Newberry	8/20/18	same as MLB
Nick Dini	8/7/19	same as MLB	Ryan O'Hearn	7/31/18	same as MLB
Hunter Dozier	9/12/16	same as MLB	Edward Olivares	7/25/20	9/3/20
Danny Duffy	5/18/11	same as MLB	Erick Peña	-	-
Jay Dungan	-	-	Salvador Perez	8/10/11	same as MLB
Jarrod Dyson	9/7/10	same as MLB	Nick Pratto	-	-
Freddy Fermin	-	-	Sebastian Rivero	-	-
Lucius Fox	-	-	Carlos Sanabria	8/5/20	-
Cam Gallagher	8/6/17	same as MLB	Carlos Santana	6/11/10	-
Foster Griffin	7/27/20	same as MLB	Ervin Santana	5/17/05	4/3/13
Kelvin Gutierrez	4/27/19	same as MLB	Brady Singer	7/25/20	same as MLB
Jeison Guzmán	-	-	Eric Skoglund	5/30/17	same as MLB
Jesse Hahn	6/3/14	9/5/19	Collin Snider	-	-
Jon Heasley	-	-	Jorge Soler	8/27/14	5/6/17
Nick Heath	7/30/20	same as MLB	Andres Sotillet	-	-
Carlos Hernández	9/1/20	same as MLB	Gabe Speier	9/5/19	same as MLB
Greg Holland	8/2/10	same as MLB	Bubba Starling	7/12/19	same as MLB
Kyle Isbel	-	-	Josh Staumont	7/25/19	same as MLB
Jakob Junis	4/12/17	same as MLB	Michael A. Taylor	8/12/14	-
Jake Kalish	-	-	Daniel Tillo	-	-
Brad Keller	3/29/18	same as MLB	Meibrys Viloria	9/2/18	same as MLB
Jackson Kowar	-	-	Bobby Witt Jr.	-	-
Asa Lacy	-	-	Angel Zerpa	-	-
Nick Loftin	-	-	Kyle Zimmer	3/31/19	same as MLB
Nicky Lopez	5/14/19	same as MLB	Tyler Zuber	7/24/20	same as MLB
Richard Lovelady	4/9/19	same as MLB			

CARLOS HERNÁNDEZ



CARLOS HERNÁNDEZ

#43 • RIGHT-HANDED PITCHER

BATS
RIGHT

THROWS
RIGHT

HEIGHT
6-4

WEIGHT
250

BORN: MARCH 11, 1997 | GUAYANA, VENEZUELA | OD AGE: 24

SIGNED: INTERNATIONAL FREE AGENT, JULY 19, 2016 | MLB SERVICE: 81 DAYS

2020 SEASON

- Made his Major League debut on Sept. 1 vs. Cleveland, and pitched in five games, making three starts...became the eighth known Royal to make the jump from A-ball to the Majors (per Royals Hall of Fame Director Curt Nelson) and second in 2020, joining fellow pitcher Kris Bubic.
- Assigned to the Royals Alternate Training Site on Aug. 11, before being recalled to the Majors on Aug. 30.
- Allowed two hits and one walk over 3.2 scoreless frames in his debut, entering the game in the second inning...became the eighth Royal to pitch as many as 3.2 scoreless innings of relief in a debut and first since

Dusty Hughes (4.1 IP) on Sept. 6, 2009.

- Made his first start on Sept. 12 vs. Pittsburgh, taking a no-decision in a 7-4 KC victory...surrendered three solo home runs over 3.0 innings, with no walks and two strikeouts...three of his 42 pitches registered 99.0 mph or faster, including a 99.1 mph sinker to strike out Ke'Bryan Hayes to end the first inning.
- Over his first two starts, also Sept. 21 vs. St. Louis, he allowed four runs - all on solo home runs to left-handed batters...overall, lefties went 10-for-32 (.313) with a double and four homers, while right-handers were 9-for-28 (.321) with just two extra-base hits.

CAREER HIGHLIGHTS

- 2019:** Pitched at three different levels, finishing the year at Lexington (A), after also spending time with Rookie-level Surprise and Burlington...combined to go 3-5 with a 5.31 ERA (34 ER in 57.2 IP) and 68 strikeouts.
- Did not make his season debut until June 21, after missing the final three weeks of action in 2018.
- Dropped his first four decisions of the year...however, he allowed two earned runs or fewer in each of his last five starts - all with Lexington - going 3-1 with a 1.29 ERA (4 ER in 28.0 IP).
- Recorded a season-high nine strikeouts over 4.1 innings vs. Danville on July 13, taking a no-decision in Burlington's 5-2 victory...marked his fifth professional start with nine strikeouts or more.
- Earned the win with 5.0 scoreless innings in Game 2 of the South Atlantic League Championship, a 7-0 victory

over Hickory.

- 2018:** Pitched the entire year with Lexington...collected a career-high 82 strikeouts.
- Did not allow an earned run in three consecutive starts (June 29-July 9), recording 7.0 innings in each outing...held opponents to a .134 average (9-for-67) in those starts with 20 strikeouts in 21.0 innings.
- Recorded a career-high 12 strikeouts in a 2-1 win over Greensboro on July 9...also collected nine strikeouts on May 12 vs. Greenville and May 23 vs. Rome.
- Spent his first professional season with Burlington (Rookie), going 1-4 with a 5.49 ERA (38 ER in 62.1 IP) in 11 starts (12 appearances).
- Held left-handed batters to a .222 average (22-for-99), while righties hit .296 against him (42-for-145).

MISC NOTES

- Full name is **Carlos Eduardo Hernández**...resides in San Felix, Venezuela during the offseason, with wife, Fransaidys Ramos.

CAREER PITCHING

YEAR	CLUB	W-L	ERA	G	GS	CG	SHO	SV	IP	H	R	ER	HR	HB	BB	SO	WP	BK	AVG
2017	Burlington	1-4	5.49	12	11	0	0	0	62.1	64	45	38	6	9	27	62	7	3	.266
2018	Lexington	6-5	3.29	15	15	0	0	0	79.1	71	36	29	7	4	23	82	3	0	.236
2019	Surprise	0-2	7.36	5	5	0	0	0	11.0	14	9	9	1	0	3	12	2	0	.304
	Burlington	0-0	9.28	3	3	0	0	0	10.2	11	13	11	1	1	12	13	3	0	.262
	Lexington	3-3	3.50	7	7	0	0	0	36.0	34	16	14	5	0	9	43	4	0	.250
2020	KANSAS CITY	0-1	4.91	5	3	0	0	0	14.2	19	9	8	4	1	6	13	0	0	.317
	Minor League Totals	10-14	4.56	42	41	0	0	0	199.1	194	119	101	20	14	74	212	19	3	.253
	Major League Totals	0-1	4.91	5	3	0	0	0	14.2	19	9	8	4	1	6	13	0	0	.317

CAREER TRANSACTIONS

2016 Signed by the Kansas City Royals as an international free agent, July 19...signed by Joelvis Gonzalez and Orlando Estevez

SINGLE GAME BESTS

STRIKEOUTS

- 4 Sept. 21, 2020 vs. STL
- 3 Sept. 26, 2020 vs. DET

INNINGS PITCHED

- 3.2 Sept. 1, 2020 vs. CLE
- Sept. 21, 2020 vs. STL

GREG HOLLAND



GREG HOLLAND

#35 • RIGHT-HANDED PITCHER

BATS
RIGHT

THROWS
RIGHT

HEIGHT
5-10

WEIGHT
210

BORN: NOV. 20, 1985 | MARION, N.C. | OD AGE: 35

SIGNED: MAJOR LEAGUE FREE AGENT, DEC. 14, 2020 | MLB SERVICE: 8 YEARS, 163 DAYS

2020 SEASON

- ☛ Made 28 appearances in his return to the Royals, ranking fifth among Major League relievers (min. 25.0 IP) in ERA (1.91) and eighth in WHIP (0.95).
- ☛ Tied for fourth among American League relievers (min. 25.0 IP) with three wins and ranked eighth with a .200 opponents' average (20-for-100).
- ☛ Selected to the Major League roster the day before Opening Day...missed the last three games of the year due to a right oblique strain.
- ☛ Tied for third in the Majors with 23 scoreless appearances, trailing only teammate Scott Barlow (25) and the Angels' Mike Mayers (24).
- ☛ Finished the year with a 13.1-inning scoreless streak, which spanned his final 13 appearances from Aug. 26-Sept. 21, in which he went 1-0 with five saves, a .149 opponents' average (6-for-46), one walk and 18 strikeouts (12.2 K/9)...it was the third-longest scoreless streak by an AL reliever in 2020.
- ☛ Recorded five of his six saves in his final 10 appearances from Aug. 31-Sept. 21, serving as the closer after Trevor Rosenthal was traded to San Diego on Aug. 29.
- ☛ In 14 road outings, went 2-0 with a 1.69 ERA (3 ER in 16.0 IP), .196 opponents' average (11-for-56) and 0.88 WHIP...among qualifying AL relievers (min. 15.0 IP), ranked second in road ERA, behind only Matt Andriese (1.47), third in WHIP and sixth in opponents' average.
- ☛ Did not allow a run over his nine September appearances, lowering his career regular season ERA in September/October to 1.55 (15 ER in 87.0 IP), which ranks second among active pitchers (min. 70.0 IP), trailing Aroldis Chapman's 1.42 ERA (16 ER in 101.2 IP).
- ☛ Earned his first save of the season on July 25 at Cleveland, stranding an automatic runner at third base to mark his first as a Royal since Sept. 17, 2015 at Cleveland.
- ☛ Collected his first win of the year with a scoreless sixth inning on July 30 at Detroit, his first win as a Royal since July 7, 2015 vs. Tampa Bay (Game 1).
- ☛ Recorded his second win on Aug. 7 vs. Minnesota, stranding a pair of inherited runners in relief of Jakob Junis in the fifth and tossed a 1-2-3 sixth...pitched in all three games of the series vs. Minnesota from Aug. 7-9 for the first time since Aug. 5-7, 2011 vs. Detroit (with the Royals).
- ☛ Hit two of the six batters he faced on Aug. 24 at St. Louis, after plunking just four of the 1,956 batters he'd faced in his career prior to that.
- ☛ Recorded a save on Sept. 9 at Cleveland to mark the first time he's recorded a win and a save in consecutive outings since April 2 (save) and April 6 (win), 2019 with Arizona...it was the first time doing so in consecutive days since Sept. 4-5, 2017 vs. San Francisco with the Rockies.

HONORS AND AWARDS

- 2017 National League Comeback Player of the Year
- 2017 The Hartford Reliever of the Month (April, May)
- 2015 World Series Champion (Kansas City)
- 2014 GIBBY Closer of the Year
- 2014 Mariano Rivera Award (top reliever in the AL)
- Three-time AL All-Star (2013-14, 2017)
- Two-time Bruce Rice Pitcher of the Year (2012, 2013)
- 2013 DHL Delivery Man of the Month (July, September)
- **First MLB save:** Aug. 3, 2011 vs. Baltimore
- **First MLB win:** May 19, 2011 vs. Texas
- 2009 Texas League midseason All-Star
- 2007 Idaho Falls Pitcher of the Year

CAREER HIGHLIGHTS

- ☛ Signed as a Major League free agent on Dec. 14, 2020.
- ☛ Enters the year with 151 saves in a Royals uniform, ranking fourth in franchise history, 11 behind Joakim Soria (2007-11, 2016-17) for third...he's also recorded 81 career saves at Kauffman Stadium, ranking third in the ballpark's history, behind only Jeff Montgomery (131) and Dan Quisenberry (113).
- ☛ **2019:** Opened the season with Arizona, pitching in 40 games for the D'backs.
- ☛ Posted a 1.77 ERA (4 ER in 20.1 IP) in 22 appearances at Chase Field, going 7-for-8 in save opportunities...comparatively, he had an 8.22 ERA (14 ER in 15.1 IP) in his 18 road appearances, going 10-for-14 in his save chances.
- ☛ Did not allow a run over his first 11 appearances (March 29-May 1), converting his first eight save opportunities... however, he allowed runs in three-straight contests (May 3-9), which included his first blown save of the year on May 8 at Tampa Bay.
- ☛ Through games on June 30, he ranked second in the National League in opponents' batting average (.151), tied for 10th in save percentage (85.7) and 15th in ERA (2.33), among pitchers that had worked at least 25.0 innings.
- ☛ Charged with 11 runs over his last 12 outings (11.42 ERA), going 0-2 with three blown saves (July 1-Aug. 5)... designated for assignment by Arizona on Aug. 7 and released on Aug. 9.
- ☛ Signed a minor league contract with Washington on Aug. 12...pitched in eight games at Harrisburg (AAA), allowing just one unearned run in 9.0 innings.
- ☛ **2018:** Combined to pitch in 56 games for St. Louis and Washington, going 2-2 with three saves and a 4.66 ERA (24 ER in 46.1 IP).
- ☛ Placed on the 10-day Injured List (right hip impingement) on May 26 and reinstated on June 19... over his first seven appearances after coming off the IL, allowed just one unearned run (6.2 IP) and held the opposition to a .167 average (4-for-24).

GREG HOLLAND (CONT.)

- Designated for assignment by the Cardinals on July 27 and released on Aug. 1.
- Posted an 0.84 ERA (2 ER in 21.1 IP) in 24 games after signing as a free agent with Washington on Aug. 7...his run included two streaks of nine-straight scoreless appearances (Aug. 7-23 and Aug. 26-Sept. 13).
- 2017:** Signed a one-year free agent contract with Colorado.
- Named National League Comeback Player of the Year, tying for the NL lead with 41 saves (Kenly Jansen)...his save total matched José Jiménez (2002) for the most in franchise history.
- Selected to his third career All-Star Game, pitching a scoreless eighth inning at Marlins Park.
- Held opponents to a .193 batting average (40-for-207), which tied for eighth among NL relievers (min. 200 batters faced)...his 91.1 save percentage (41-for-45) ranked fourth (min. 25 chances).
- Named National League Reliever of the Month in both April and May, going 19-for-19 in save chances and posting a 1.37 ERA (3 ER in 19.2 IP) with six walks and 28 strikeouts.
- Set a Rockies' record with 23-straight saves to begin the season...first blown save came on June 15 vs. San Francisco, when he allowed the tying run to score, but earned the win, 10-9.
- Recorded his 500th career strikeout on Sept. 30 vs. the Dodgers, fanning Logan Forsythe in the ninth inning.
- 2016:** Did not pitch while recovering from Tommy John surgery, which was performed on Oct. 2, 2015 by Dr. Neal ElAttrache.
- 2015:** In his most recent season with Kansas City, went 3-2 with a 3.83 ERA (19 ER in 44.2 IP) with 49 strikeouts (9.87 K/9) and converted 32 of 37 save opportunities.
- Missed 18 games with a right pectoral strain (April 17-May 6) as well as the final two weeks of the regular season and the postseason (Sept. 18-on), with a UCL injury.
- Ranked eighth in the American League in saves and 10th in games finished (40).
- Went 3-0 with a 2.70 ERA (8 ER in 26.2 IP) before the All-Star break, while he went 0-2 with a 5.50 ERA (11 ER in 18.0 IP) in his final 20 appearances of the year.
- Did not allow an earned run over his first seven outings of the season (April 8-May 10)...posted a 1.76 ERA (3 ER in 15.1 IP) and a .104 opponents' average (5-for-48) through his first 15 appearances (June 9).
- 2014:** Selected to his second consecutive All-Star Game, finishing second in the American League and third in the Majors with 46 saves.
- Earned the Mariano Rivera Award as the top relief pitcher in the American League, going 1-3 with a 1.44 ERA (10 ER in 62.1 IP) with 46 saves in 48 opportunities.
- In his second-straight All-Star Game, pitched a perfect seventh inning at Target Field.
- Tied for seventh among AL relievers with 90 strikeouts and ranked sixth in K/9 ratio (12.99)...became the first Royals reliever to record three seasons with 90+ strikeouts.
- Recorded his 100th career save on Aug. 8 vs. San Francisco, collecting the final three outs in a 4-2 win.
- 2013:** Named an All-Star for the first time in his career, setting the Royals' franchise record with 47 saves...also went 2-1 with a 1.21 ERA (9 ER in 67.0 IP) with

- 18 walks and 103 strikeouts...converted 47-of-50 save opportunities (94.0%).
- Named the Bruce Rice Royals Pitcher of the Year by the Kansas City Chapter of the BBWAA for the second-straight season...also named the MLB Delivery Man of the Month for July and September, as well as Royals Pitcher of the Month in May, June and July.
- Finished third in the Majors in saves, while his save percentage ranked fifth...his 40 rescues from May 30 to the end of the season were six more than any other pitcher.
- Allowed four earned runs over his first three appearances (April 4-7), but posted a 0.69 ERA (5 ER in 65.0 IP) over his final 65 contests.
- His ERA was the lowest by a reliever in Royals history (min. 60 IP), topping Jeff Montgomery's 1.37 ERA in 1989...Wade Davis broke his record in both 2014 (1.00) and 2015 (0.94).
- Matched the franchise record for strikeouts by a relief pitcher, tying Jim York (1971)...his total was passed in 2014 by Wade Davis (109)...averaged 13.84 K/9, which led AL relievers and ranked second in the Majors to only Aroldis Chapman (15.83).
- 2012:** Went 7-4 with a 2.96 ERA (22 ER in 67.0 IP) and 16 saves in 67 appearances...opened the year as a set-up man, before taking over the closer's role when Jonathan Broxton was traded to Cincinnati on July 31.
- Went 16-for-18 in his save opportunities (88.9%), including converting his first 13 chance (Aug. 1-Sept. 9)...from Aug. 1 to the end of the season, his save total tied for fourth in the AL.
- Ranked third among AL relievers with 91 strikeouts, while he was second in the AL (min. 60 IP) with a 12.22 K/9 ratio.
- Placed on the Injured List on April 21 (left rib stress reaction) and was reinstated on May 11...went 7-2 with a 2.08 ERA (14 ER in 60.2 IP) after returning from the IL.
- 2011:** Opened the year with Omaha (AAA), before being recalled on May 19 and spending the rest of the season with Kansas City...went 5-1 with four saves and a 1.80 ERA (12 ER in 60.0 IP) in his 46 appearances as a Royal.
- Among pitchers who worked at least 60.0 innings, his 11.10 K/9 (74 K in 60.0 IP) ranked eighth in the Majors.
- Led MLB, allowing just two of his 33 inherited runners to score (6.1%)...also ranked as the top mark in franchise history (min. 15 inherited runners).
- Led AL rookie relievers in ERA and tied for second in holds (18), ranked fourth in opponent average (175) and fifth in strikeouts.
- Went 2-0 with two saves and a 2.08 ERA (5 ER in 21.2 IP) in 13 appearances with Omaha.
- 2010:** Made his Major League debut on Aug. 2 at Oakland, after having his contract selected on July 29.
- Fanned 23 in 18.2 innings with the Royals...his 11.09 K/9 ratio was the seventh-highest among MLB pitchers who made at least 15 appearances.
- 2009:** Named a Texas League (AA) midseason All-Star, going 3-2 with eight saves and a 3.18 ERA (16 ER in 45.1 IP) in 29 appearances with Northwest Arkansas...also made six relief appearances with Omaha (AAA).
- 2007:** Named Idaho Falls Pitcher of the Year, ranking among the Pioneer League leaders in saves (fifth, 6), wins (tied-fifth, 6) and appearances (tied-10th, 22).

POSTSEASON HIGHLIGHTS

- 2017:** Allowed a pair of runs in 0.2 inning in the National League Wild Card Game at Arizona...surrendered three hits and a walk.
- 2015:** Injured and did not pitch in the postseason with the Royals.
- 2014:** Tied a Major League record with seven saves during the postseason, matching Brad Lidge (2008), Rob Nen (2002), Troy Percival (2002), Koji Uehara (2013) and John Wettland (1996).

- Posted a 0.82 ERA (1 ER in 11.0 IP), allowing just four hits, while recording 15 strikeouts in 11 appearances.
- Left the team after the Wild Card Game to witness the birth of his first son, Nash Gregory, in Asheville, North Carolina...returned to the club during Game 1 of the ALDS in Anaheim and recorded the save that night.
- Also tied a Major League record, collecting saves in all four games of the ALCS vs. Baltimore...he was the second pitcher to collect saves in all four games of an ALCS, joining Dennis Eckersley, who did it in 1988.

GREG HOLLAND (CONT.)

MISC NOTES

- Full name is **Gregory Scott Holland**...resides in Asheville, North Carolina, with his wife, Lacey, and sons, Nash and Hunter.
- Graduated from McDowell High School (N.C.).
- Attended Western Carolina University, where he walked on to the baseball team his freshman year...saved 10 games and earned All-Southern Conference first team

- honors in 2007, helping WCU win the conference title.
- He and wife, Lacey, organized a Toys of Summer event for kids at a local children's hospital in 2014... participated in calendar shoots for Braden's Hope for childhood cancer research, the Royals Charities Golf Tournament and Diamond of Dreams as well as the Gloves for Kids fundraiser.

CAREER PITCHING

YEAR	CLUB	W-L	ERA	G	GS	CG	SHO	SV	IP	H	R	ER	HR	HB	BB	SO	WP	BK	AVG
2007	Idaho Falls	6-1	3.48	22	0	0	0	6	33.2	28	16	13	1	1	15	37	3	1	.222
2008	Wilmington	4-5	3.42	32	7	0	0	4	84.1	70	37	32	4	1	35	96	8	0	.226
2009	Northwest Arkansas	3-2	3.18	29	0	0	0	8	45.1	46	16	16	2	0	19	49	6	0	.264
	Omaha	1-1	7.00	6	0	0	0	2	9.0	12	7	7	2	1	5	1	0	0	.343
2010	Omaha	3-3	3.81	36	0	0	0	3	56.2	40	26	24	3	0	30	60	4	0	.199
	KANSAS CITY	0-1	6.75	15	0	0	0	0	18.2	23	15	14	3	0	8	23	2	0	.295
2011	Omaha	2-0	2.08	13	0	0	0	2	21.2	13	5	5	1	0	11	27	2	0	.176
	KANSAS CITY	5-1	1.80	46	0	0	0	4	60.0	37	13	12	3	1	19	74	7	0	.175
2012	KANSAS CITY	7-4	2.96	67	0	0	0	16	67.0	58	22	22	2	0	34	91	3	1	.234
	Northwest Arkansas@	0-1	0.00	2	2	0	0	0	2.0	1	1	0	0	0	0	3	1	0	.143
2013	KANSAS CITY	2-1	1.21	68	0	0	0	47	67.0	40	11	9	3	0	18	103	2	0	.170
2014	KANSAS CITY	1-3	1.44	65	0	0	0	46	62.1	37	13	10	3	0	20	90	9	0	.170
2015	KANSAS CITY	3-2	3.83	48	0	0	0	32	44.2	39	20	19	2	0	26	49	7	0	.239
2016		Did not pitch - Injured																	
2017	COLORADO	3-6	3.61	61	0	0	0	*41	57.1	40	24	23	7	1	26	70	7	0	.193
2018	Palm Beach	0-0	4.50	2	1	0	0	0	2.0	2	1	1	0	0	0	2	0	0	.250
	ST. LOUIS	0-2	7.92	32	0	0	0	0	25.0	34	28	22	1	0	22	22	0	0	.312
	Memphis@	0-1	9.00	3	0	0	0	0	3.0	3	3	1	0	4	2	0	0	0	.250
	Springfield@	0-1	4.50	2	0	0	0	0	2.0	2	1	1	1	0	1	2	0	0	.250
	WASHINGTON	2-0	0.84	24	0	0	0	3	21.1	9	2	2	1	1	10	25	0	0	.130
2019	ARIZONA	1-2	4.54	40	0	0	0	17	35.2	25	18	18	5	0	24	41	6	0	.198
	Harrisburg	1-0	0.00	8	0	0	0	0	9.0	4	1	0	0	0	3	9	3	0	.129
2020	KANSAS CITY	3-0	1.91	28	0	0	0	6	28.1	20	8	6	1	3	7	31	1	0	.200
	Minor League Totals	20-15	3.42	155	10	0	0	25	268.2	221	114	102	15	3	123	288	27	1	.224
	Major League Totals	27-22	2.90	494	0	0	0	212	487.1	362	174	157	31	6	214	619	44	1	.205

* - Led league; @ - Minor League injury rehab

CAREER TRANSACTIONS

- 2007 Selected by the Kansas City Royals in the 10th round of the First-Year Player Draft...signed by Steve Connolly
- 2012 Placed on the 15-day Injured List (left rib stress reaction), April 21...reinstated May 12
- 2015 Placed on the 15-day Injured List (right pectoral strain), April 18...reinstated May 6
Granted free agency, Dec. 2
- 2017 Signed by the Colorado Rockies as a Major League free agent, Jan. 28
Placed on the Paternity Leave List, July 26...reinstated July 29
- 2018 Signed by the St. Louis Cardinals as a Major League free agent, March 30
Placed on the 10-day Injured List (right hip impingement), May 26...reinstated June 19
Signed by the Washington Nationals as a Major League free agent, Aug. 7
- 2019 Signed by the Arizona Diamondbacks as a Major League free agent, Jan. 31
Signed by the Washington Nationals as a minor league free agent, Aug. 12
- 2020 Signed by the Kansas City Royals as a minor league free agent, Jan. 28
Placed on the 10-day Injured List (right oblique strain), Sept. 25...reinstated Sept. 28
Signed by the Kansas City Royals as a Major League free agent, Dec. 14

CAREER BATTING/FIELDING

	AVG.	AB	H	HR	RBI	POSITION	PCT.	G	TC	PO	A	E	DP
MLB Totals	.000	0	0	0	0	Pitcher	.987	494	75	37	37	1	5

ALL-STAR PITCHING

YEAR	CLUB	SITE	W-L	ERA	G	GS	CG	SHO	SV	IP	H	R	ER	HR	HB	BB	SO	AVG
2013	American League	NYM	0-0	0.00	1	0	0	0	0	0.1	1	0	0	0	0	0	0	.500
2014	American League	MIN	0-0	0.00	1	0	0	0	0	1.0	0	0	0	0	0	0	1	.000
2017	National League	MIA	0-0	0.00	1	0	0	0	0	1.0	1	0	0	0	0	0	2	.250
	All-Star Game Totals		0-0	0.00	3	0	0	0	0	2.1	2	0	0	0	0	0	3	.222

GREG HOLLAND (CONT.)

POSTSEASON PITCHING

YEAR	SERIES	VS. OPP.	W-L	ERA	G	GS	CG	SHO	SV	IP	H	R	ER	HR	HB	BB	SO	AVG
2014	Wild Card	vs. OAK	0-0	0.00	1	0	0	0	0	1.0	0	0	0	0	0	3	1	.000
	Division Series	vs. LAA	0-0	0.00	3	0	0	0	2	3.0	0	0	0	0	0	0	6	.000
	Championship Series	vs. BAL	0-0	2.25	4	0	0	0	4	4.0	3	1	1	0	0	2	3	.200
	World Series	vs. SF	0-0	0.00	3	0	0	0	1	3.0	1	0	0	0	0	0	5	.100
2017	Wild Card	vs. ARZ	0-0	27.00	1	0	0	0	0	0.2	3	2	2	0	0	1	0	.600
Wild Card Totals			0-0	10.80	2	0	0	0	0	1.2	3	2	2	0	0	4	1	.375
Postseason Totals			0-0	2.31	12	0	0	0	7	11.2	7	3	3	0	0	6	15	.163

SINGLE GAME BESTS

STRIKEOUTS

6 June 1, 2011 vs. LAA
 July 23, 2011 vs. TB
 4 (4x) Last: July 20, 2012 vs. MIN

INNINGS PITCHED (RELIEVER)

3.0 July 23, 2011 vs. TB
 2.2 (2x) Last: June 1, 2011 vs. LAA

WINNING STREAK

4 June 25-Sept. 16, 2011
 May 26-July 18, 2012

ROYALS SAVE LEADERS

SINGLE-SEASON

Rank	Saves	Pitcher	Year
1.	47	Greg Holland	2013
2.	46	Greg Holland	2014
3.	45+	Jeff Montgomery	1993
	45*	Dan Quisenberry	1983
5.	44*	Dan Quisenberry	1984
6.	43	Joakim Soria	2010
7.	42	Joakim Soria	2008
8.	39	Jeff Montgomery	1992
9.	37*	Dan Quisenberry	1985
10.	36	Jeff Montgomery	1998

* - Led League; + - Tied for League Lead

CAREER

Rank	Saves	Pitcher	Years
1.	304	Jeff Montgomery	1988-99
2.	238	Dan Quisenberry	1979-88
3.	162	Joakim Soria	2007-11, 2016-17
4.	151	Greg Holland	2010-15, 2020
5.	58	Doug Bird	1973-78
6.	57	Kelvin Herrera	2011-18
7.	54	Roberto Hernandez	2001-02
8.	50	Mike MacDougal	2001-06
9.	49	Steve Farr	1985-90
10.	47	Wade Davis	2013-16

ROYALS LONGEST GAMES

Innings	Date	Opp.	Venue	Score	
18 (2x)	May 17, 1972	Texas	Royals Stadium	3-4	
	June 6, 1991	Texas	Royals Stadium	4-3	
17 (3x)	April 9, 1969	Minnesota	Municipal Stadium	4-3	
	May 2, 1970	Cleveland	Municipal Stadium	4-3	
16 (6x)	May 25, 1986	Chicago	Royals Stadium	2-1	
	April 30, 1972 (G1)	Cleveland	Municipal Stadium	3-5	
	Aug. 27, 1972 (G2)	at New York	Yankee Stadium	8-9	
	May 28, 1979	Baltimore	Royals Stadium	5-4	
	Aug. 26, 1984	Chicago	Royals Stadium	6-5	
	July 29, 1995	Detroit	Kauffman Stadium	5-4	
	June 15, 1996	Baltimore	Kauffman Stadium	7-6	
	15 (12x)	May 30, 1969 (G2)	New York	Municipal Stadium	4-5
		July 28, 1976	at California	Anaheim Stadium	3-2
		Aug. 26, 1976	at Boston	Fenway Park	7-6
Aug. 25, 1977		at Milwaukee	County Stadium	4-3	
Sept. 27, 1977 (G1)		at Oakland	Oakland Coliseum	2-4	
May 23, 1981		Minnesota	Royals Stadium	1-0	
April 12, 1989		Baltimore	Royals Stadium	4-5	
June 12, 1993		Chicago	Royals Stadium	1-2	
June 10, 1998		Milwaukee	Kauffman Stadium	6-9	
June 4, 2008		at Chicago	U.S. Cellular Field	4-6	
May 16, 2012	Baltimore	Kauffman Stadium	3-4		
June 17, 2012	at St. Louis	Busch Stadium	5-3		



JAKOB JUNIS

#24 • RIGHT-HANDED PITCHER

BATS
RIGHT

THROWS
RIGHT

HEIGHT
6-3

WEIGHT
220

BORN: SEPT. 16, 1992 | JACKSONVILLE, ARK. | OD AGE: 28

SELECTED: 29TH ROUND, 2011 DRAFT | MLB SERVICE: 3 YEARS, 87 DAYS

2020 SEASON

- ✎ Made eight appearances, including six starts...opened the season on the Injured List (July 19-Aug. 2), and made his season debut in the club's 10th game...had a second stint on the IL (Aug. 16-25) and was optioned on Sept. 15, before being recalled on Sept. 23.
- ✎ Became the first Royals pitcher to start at least six games and not earn a win since Gil Meche (9 starts) in 2010.
- ✎ Allowed exactly two runs in each of his first four starts, in which he recorded 4.1, 4.2, 3.2 and 4.0 innings... became the first pitcher to surrender exactly two runs each of his first four starts since Boston's Tim Wakefield in 2004.
- ✎ Yielded five runs on seven hits in each of his final two starts - Sept. 8 at Cleveland and Sept. 15 at Detroit.
- ✎ Made his final two appearances out of the bullpen, a pair of scoreless 1.0-inning outings - Sept. 23 vs. St. Louis and Sept. 25 vs. Detroit...marked his first relief

- ✎ outings since Aug. 18, 2017, snapping a streak of 75-consecutive outings as a starter.
- ✎ Struck out the side in his Sept. 23 appearance for just the fifth time in his career and first since July 20, 2019 at Cleveland (5th inning).
- ✎ Issued just one walk to the final 66 batters he faced over his final five-plus outings, including a streak of 46 batters faced without a walk...permitted just six walks in 25.1 innings for the season, marking a career-best 2.1 BB/9 rate, which led all KC hurlers that pitched at least 10.0 innings.
- ✎ Held opponents to a .227 average (5-for-22) with runners in scoring position, which just two of those hits going for extra-bases (.409 SLG)...he's allowed no more than one hit with RISP in 20 of his last 26 outings, dating back to June 11, 2019, a stretch in which opponents have hit .238 (24-for-101) with a .366 slugging percentage (7 extra-base hits).

HONORS AND AWARDS

- 2017 Omaha Pitcher of the Year
- First MLB win: May 9, 2017 at Tampa Bay
- 2016 Northwest Arkansas Pitcher of the Year
- 2016 Texas League midseason/postseason All-Star

CAREER HIGHLIGHTS

- ✎ **2019:** Made a career-high 31 starts and matched a career high with 164 strikeouts (also 2018), despite not pitching in KC's last 12 games of the season.
- ✎ Won nine games for the third consecutive season, becoming just the fourth Royal to reach at least nine wins in each of his first three seasons, joining Mark Gubicza (1984-86), Rich Gale (1978-80) and Dick Drago (1969-71).
- ✎ Surrendered 31 home runs in 31 starts, tied for the sixth most in the American League, and one shy of his career high of 32 set in 2018.
- ✎ He's the fourth Royals pitcher to record at least an 8.0 K/9 (min. 162.0 IP) in consecutive seasons, joining Zack Greinke (2008-09), Kevin Appier (1994-96) and Tom Gordon (1989-90)...also one of five AL pitchers with a K/9 of 8.0 or better and a BB/9 of 3.0 or better between 2018 and 2019, joining Justin Verlander, Gerrit Cole, Matthew Boyd and José Berrios.
- ✎ Led the Royals with 164 strikeouts, 115 of which (70.1%) came via his slider, the fourth-most strikeouts on sliders in the Majors, trailing Patrick Corbin (161), Justin Verlander (127) and Matthew Boyd (118).
- ✎ Had a career-high 10 strikeouts on July 15 vs. the White Sox, all of which came on his slider...in the Statcast Era (since 2015), only three pitchers have struck out more than 10 on sliders in a game: Jon Gray (12 on Sept. 17, 2016), Francisco Liriano (11 on May 24, 2015) and Chris Archer (11 on June 2, 2015).
- ✎ Allowed two earned runs or fewer in six of eight starts from June 11-July 20, a stretch in which he posted a 3.61 ERA (19 ER in 47.1 IP).
- ✎ Held opponents to one hit or fewer with runners in scoring position in 22 of his 31 starts, including eight

- ✎ straight from April 19-May 30.
- ✎ His wife, Brienne, gave birth to their third child, Jett Lloyd, on July 23.
- ✎ **2018:** Made the Opening Day roster for the first time and led the club in starts (30), innings (177.0) and strikeouts (164).
- ✎ Posted a 2.19 walk rate (43 BB in 177.0 IP), which ranked eighth among qualifying American League starters... enjoyed a streak of 118 consecutive batters faced without issuing a walk from Aug. 17-Sept. 16.
- ✎ Set a single-season franchise record with 15 hit batsmen, topping Jeremy Guthrie's (14) 2014 total...hit three batters in a game twice - April 9 vs. Seattle and July 2 vs. Cleveland.
- ✎ Surrendered 32 home runs, which were third-most in the Majors behind Dylan Bundy (41) and James Shields (33)...allowed 22 home runs at Kauffman Stadium, setting a club record.
- ✎ Matched a franchise record, allowing five home runs in his April 26 start vs. the White Sox, matching Chris Young (May 9, 2016 at Yankees) and Sean O'Sullivan (May 28, 2011 at Texas)...it was the first time any pitcher has allowed five home runs in a game at Kauffman Stadium.
- ✎ Opened the season with 16.0-straight scoreless innings, marking the fifth-longest streak to begin a year in club history, behind only: Zack Greinke (24.0 IP) in 2009, Wade Davis (22.0 IP) in 2015, Danny Jackson (18.0 IP) in 1985 and Brad Keller (17.2 IP) in 2020.
- ✎ **2017:** In his first big league campaign, his nine wins were one shy of the Angels' Parker Bridwell (10) for most among AL rookies and the most by a Royals first-year pitcher since the late Yordano Ventura (14) in 2014.

JAKOB JUNIS (CONT.)

- According to *Elías*, became the first Royals rookie to win at least two starts and two games in relief since Tom Gordon (1989)...went 7-3 in his 16 starts and 2-0 in his four relief appearances.
- Went 3-0 with a 3.43 ERA (17 ER in 44.2 IP) in nine appearances (seven starts) at home...became the first KC rookie to go 3-0 or better at home since Greg Holland went 4-0 at Kauffman in 2011.
- Issued just 20 walks in 93.0 innings for the fifth-best walk rate in the American League (1.94 BB/9)...from July 24-Sept. 4, issued just two walks over seven big league appearances (five starts), spanning 33.1 innings.
- Named Royals Pitcher of the Month for August, going 3-0 with a 2.96 ERA (9 ER in 27.1 IP), which was tops among AL rookies for the month (min. 4 starts)...became the fifth KC rookie to go 3-0 or better in a calendar month.
- Won five-straight decisions over eight starts from Aug. 6 to Sept. 20, going 5-0 with a 2.42 ERA (13 ER in 48.1 IP)...his eight straight starts without a loss matched the second-longest streak by a KC rookie, trailing only Dennis Leonard (10 straight) in 1975, according to STATS Inc.

- Also made 12 starts at Omaha (AAA), going 3-5 with a 2.92 ERA (23 ER in 71.0 IP) to earn the club's Pitcher of the Year honors.
- 2016:** Named Northwest Arkansas (AA) Pitcher of the Year, posting the third-best ERA (3.25) in the Texas League...also ranked fourth in the league in WHIP (1.15), tied for fourth in wins (9), sixth in strikeouts (117) and tied for 10th in starts (21).
- Pitched a 1-2-3 fourth inning in the Texas League All-Star Game in Springfield, Missouri...also a postseason All-Star.
- 2015:** Led the Carolina League in innings (155.2) and ranked second in strikeouts (123), tied for second in starts (26), third in WHIP (1.12) and fourth in opponents' average (.251).
- 2014:** Named Lexington (A) Pitcher of the Year, finishing eighth in the South Atlantic League in innings (136.0), tied for ninth in wins (9) and 10th in WHIP (1.28).
- 2013:** Finished eighth in the Pioneer League (Rookie) in strikeouts (55)...tallied a career-best 12 strikeouts over 7.0 innings on Aug. 13 in a 3-1 loss to Billings.

MISC NOTES

- Full name is **Jakob Benjamin Lee Junis**...resides in Scottsdale, Arizona, with his wife, Brianne, daughter, Nelly and sons, Jones and Jett.
- Graduated from Rock Falls High School (Ill.), where he earned all-state honors in baseball and basketball as a senior...posted a 1.10 ERA with 93 strikeouts in 51.0 innings and also hit .485 with 54 RBI in his final year.
- Played in tournaments in Japan and Puerto Rico with high school all-star teams.

- Participated in Royals FanFest in 2018-20...has also been active with Royals Charities by attending the Golf Tournament and Diamond of Dreams while also participating in the calendar photo shoot to benefit Braden's Hope...volunteers to help with children from the Dream Factory and led youth baseball and softball clinics.
- Bypassed a scholarship to play baseball at North Carolina State University when he signed with the Royals.

CAREER PITCHING

YEAR	CLUB	W-L	ERA	G	GS	CG	SHO	SV	IP	H	R	ER	HR	HB	BB	SO	WP	BK	AVG
2012	Burlington	2-2	4.15	7	6	0	0	0	34.2	39	20	16	2	5	5	22	6	1	.283
2013	Idaho Falls	2-6	7.39	13	13	0	0	0	59.2	85	59	49	13	5	17	55	3	1	.328
2014	Lexington	9-8	4.30	26	22	0	0	0	136.0	136	74	65	16	10	38	109	6	1	.262
2015	Northwest Arkansas	0-1	9.00	1	1	0	0	0	4.0	7	5	4	0	1	1	3	0	0	.412
	Wilmington	5-11	3.64	26	26	0	0	0	*155.2	145	71	63	11	6	29	123	8	1	.251
2016	Northwest Arkansas	9-7	3.25	21	21	0	0	0	119.0	110	48	43	12	6	27	117	6	1	.246
	Omaha	1-3	7.20	6	6	0	0	0	30.0	39	24	24	6	4	7	26	4	0	.320
2017	KANSAS CITY	9-3	4.30	20	16	0	0	0	98.1	101	52	47	15	9	25	80	3	1	.264
	Omaha	3-5	2.92	12	12	0	0	0	71.0	61	24	23	6	2	15	86	1	0	.227
2018	KANSAS CITY	9-12	4.37	30	30	1	0	0	177.0	182	94	86	32	15	43	164	9	0	.265
2019	KANSAS CITY	9-14	5.24	31	31	0	0	0	175.1	192	108	102	31	11	58	164	4	0	.276
2020	KANSAS CITY	0-2	6.39	8	6	0	0	0	25.1	35	18	18	7	2	6	19	2	1	.333
Minor League Totals		31-43	4.23	112	107	0	0	0	610.0	622	325	287	66	39	139	541	34	5	.265
Major League Totals		27-31	4.78	89	83	1	0	0	476.0	510	272	253	85	37	132	427	18	2	.273

* - Led league

CAREER TRANSACTIONS

- 2011 Selected by the Kansas City Royals in the 29th round of the First-Year Player Draft...signed by Scott Melvin
- 2018 Placed on the 10-day Injured List (lower back inflammation), July 8...reinstated July 21
- 2019 Placed on the Paternity List, July 24...reinstated July 26
- 2020 Placed on the 10-day Injured List, July 19...reinstated Aug. 2
- Placed on the 10-day Injured List (lower back spasms), Aug. 16...reinstated Aug. 26

CAREER BATTING/FIELDING

	AVG.	AB	H	HR	RBI	POSITION	PCT.	G	TC	PO	A	E	DP
MLB Totals	.000	7	0	0	0	Pitcher	.950	89	60	22	35	3	4

SINGLE GAME BESTS

STRIKEOUTS (STARTER)

- 10 July 15, 2019 vs. CWS
- 9 June 3, 2018 vs. OAK

STRIKEOUTS (RELIEVER)

- 3 Aug. 18, 2017 vs. CLE
- Sept. 23, 2020 vs. STL

INNINGS PITCHED (STARTER)

- 9.0 Aug. 28, 2018 vs. DET
- 8.0 (3x) Last: Sept. 10, 2018 vs. CWS

INNINGS PITCHED (RELIEVER)

- 2.1 Aug. 18, 2017 vs. CLE

WINNING STREAK

- 6 July 24-Sept. 20, 2017
- 4 Aug. 28, 2018-March 30, 2019

COMPLETE GAMES

- Aug. 28, 2018 vs. Detroit

BRAD KELLER



BRAD KELLER

#56 • RIGHT-HANDED PITCHER

BATS
RIGHT

THROWS
RIGHT

HEIGHT
6-5

WEIGHT
255

BORN: JULY 27, 1995 | SNELLVILLE, GA. | OD AGE: 25

ACQUIRED: TRADE W/ CINCINNATI, DEC. 14, 2017 | MLB SERVICE: 3 YEARS

2020 SEASON

- Named the Bruce Rice Pitcher of the Year by the Kansas City Chapter of the Baseball Writers Association of America (BBWAA) for the second time in three seasons.
- Led the Royals with five wins in nine starts, despite missing the club's first 13 games on the Injured List (July 14-Aug. 6).
- Ranked fifth in the American League (min. 50.0 IP) with a 2.47 ERA (15 ER in 54.2 IP), trailing only Shane Bieber (1.63), Dallas Keuchel (1.99), Zach Plesac (2.28) and Chris Bassitt (2.29)...his ERA was tops by any Royals pitcher (min. 9 starts) since Zack Greinke's 2.16 ERA during his 2009 Cy Young Award-winning season.
- Five of his nine starts were scoreless, including his first three of the season (Aug. 6-19)...became just the second Royals pitcher to win each of his first three starts and not allow a run, joining Greinke in 2009...he is one of six Major League pitchers to pull off the feat since the mound was lowered in 1969 and first since Jordan Zimmermann in 2016.
- Did not allow a run over his first 17.2 innings of the season, marking the fourth-longest streak to open a season in club history, behind Greinke (24.0 IP) in 2009, Wade Davis (22.0 IP) in 2015 and Danny Jackson 18.0 IP) in 1985.
- Became the fifth pitcher in Royals history to record three-straight scoreless starts and win each of them, joining Greinke (April 8-18, 2009), David Cone (May 11-22, 1994), Kevin Appier (Sept. 3-18, 1993) and Bret Saberhagen (Sept. 17-26, 1989).
- Surrendered a total of eight hits in his first three outings, for a .140 opponents average (8-for-57)... dating back to 2019, he allowed no more than three hits in six consecutive starts (Aug. 14, 2019-Aug. 19, 2020), for the longest such streak in Royals history, in which he held opponents to a .162 average (17-for-105).
- Went 4-0 with a 0.27 ERA (1 ER in 33.0 IP) in his five home starts - in which KC went 5-0 - the best single-

- season home ERA in the Live Ball Era (since 1920, min. 5 home starts)...the lone run came on an RBI double by Franmil Reyes in his Aug. 31 start vs. Cleveland.
- Tossed his first career shutout on Sept. 13, an 11-0 victory vs. Pittsburgh...allowed five hits and one walk, recording two strikeouts...marked the only individual shutout by a Royals pitcher in 2020 and first vs. a National League team since James Shields blanked the Giants on Aug. 9, 2014.
- One of five Major League pitchers to record a shutout in 2020, joining Kyle Gibson (Sept. 16), Alec Mills (Sept. 13 no-hitter), Lucas Giolitto (Aug. 25 no-hitter) and Kyle Hendricks (July 24).
- Allowed just two home runs, both of which came off the bat of Daniel Vogelbach on Sept. 20 in Milwaukee...the first-inning home run he allowed snapped a streak of 57.0 homerless innings, which was the second-longest active streak in the Majors at the time (*Elias*), behind only Max Fried (68.1 IP)...marked just his fourth career start in which he's allowed multiple home runs and just the second time to the same player (also Justin Smoak, June 30, 2019).
- The two home runs by Daniel Vogelbach marked half of the extra-base hits he allowed (4) in 2020...his .244 opponents' slugging percentage tied for seventh-lowest in Major League history (min. 9 starts), and was the lowest since Nolan Ryan held opponents to a .216 SLG with Houston in 1981.
- Six of his nine starts - including each of his first four - came against National League opponents, matching Yordano Ventura (2015) and James Shields (2014) for the most interleague starts by a Royals pitcher in one season.
- Went 4-2 with a 2.52 ERA (10 ER in 35.2 IP) in his interleague starts, with all 10 runs coming in two starts: Aug. 24 at St. Louis (5 R in 4.0 IP) and Sept. 20 at Milwaukee (5 R in 5.0 IP), while his other four starts were scoreless, in which he allowed 13 hits in 26.2 innings...his four interleague wins tied for most in the Majors with four other pitchers.

HONORS AND AWARDS

- Two-time Bruce Rice Pitcher of the Year (2018, 2020)
- 2018 *Baseball America* MLB All-Rookie Team

- **First MLB win:** May 11, 2018 at Cleveland

CAREER HIGHLIGHTS

- Enters 2021 with a career 0.60 HR/9 (24 HR in 360.1 IP), which is the best rate in the Majors since he debuted in 2018, just ahead of two-time NL Cy Young Award winner, Jacob deGrom (0.66).
- In addition to a 57.0-inning homerless streak (Aug. 9, 2019-Sept. 20, 2020), which ended last season, put together streaks of 54.0 innings (Aug. 31, 2018-April 12, 2019) and a career-long streak of 63.1 innings (April 25-July 22, 2018) without allowing a home run.
- 2019:** Made 28 starts in his second season with the Royals, setting career highs in starts (28), innings (165.1), strikeouts (122) and losses (14).
- His 14 losses matched teammate Jakob Junis (among others) for third most in the Majors.
- His 3.81 run support average (70 runs in 165.1 IP) was the second lowest among qualifying Major League starters, trailing only Miami's Sandy Alcantara (3.05).
- Held opponents to a .216 average (27-for-125) with runners in scoring position, fifth best among qualified starters in the American League...it was the lowest mark by a Royal since Edinson Vólquez's .202 average in 2015.
- Allowed just 15 home runs in 165.1 innings (0.82 HR/9), the third-lowest rate in the Majors, higher than only Charlie Morton (0.69) and Mike Soroka (0.72).
- Induced 22 ground-ball double plays, which tied for sixth most in the Majors, despite making only 28 starts and not appearing in a game after Aug. 26.

BRAD KELLER (CONT.)

- 👑 Earned Royals Pitcher of the Month honors in July after leading the team with three wins and a 2.12 ERA (8 ER in 34.0 IP) in five starts, the second-best ERA in any calendar month of his career (20.0 IP).
- 👑 Tossed 7.0 scoreless innings and allowed just two hits in a 5-3 win vs. the White Sox on Opening Day, becoming the youngest in the Majors (at 23 years, 244 days) to win on Opening Day since José Fernández (21 years, 243 days) in 2014, and the youngest in the American League since Félix Hernández (22 years, 363 days) in 2009...became the first Royals starter of any age to win on Opening Day since Edinson Vólquez in 2016.
- 👑 He was the youngest in the Majors to record 7.0 innings and allow two hits or fewer on Opening Day since Bob Feller's no-hitter (21 years, 165 days) at the White Sox in 1940.
- 👑 Had a career-high 10 strikeouts on April 12 vs. Cleveland, becoming the youngest Royal (23 years, 259 days) with a double-digit strikeout game since the late Yordano Ventura (22 years, 336 days) on May 5, 2014 at San Diego.
- 👑 Allowed a home run to Cleveland's Tyler Naquin on April 12, his first since Aug. 31, 2018 to Baltimore's Cedric Mullins, snapping a streak of 54.0 consecutive homerless innings, which was the longest active streak in the Majors at the time, according to *Elias*.
- 👑 On July 24 in Atlanta, which is less than 50 miles from his hometown of Flowery Branch, Georgia, he recorded 7.0 shutout innings in a 2-0 win vs. the Braves and collected his first career RBI, becoming the first American League pitcher to record an RBI in his home state since Nate Karns (born in Franklin, Pa.) had a solo homer on July 21, 2015 in Philadelphia.
- 👑 **2018:** Voted Bruce Rice Pitcher of the Year by the Kansas City chapter of the BBWAA, becoming the youngest Royal to earn the honor since Zack Greinke (20) in 2004.
- 👑 His 3.08 ERA (48 ER in 140.1 IP) was eighth best in the American League (min. 140 IP) and first among AL rookies (min. 100 IP)...since 1977, only one pitcher in the American League has recorded more innings and a lower ERA in his first season: Michael Fulmer (3.06 ERA in 159 IP), in 2016, when he won AL Rookie of the Year.
- 👑 Allowed just seven HR in 140.1 innings to mark the best HR/9 (0.45) in the American League (min. 100 IP) and third best in the Majors behind Carlos Martínez (0.38) and Jacob deGrom (0.41).
- 👑 Yielded just one HR in his first 29 outings (8 starts) and had a streak of 63.1 consecutive homerless innings from April 25-July 22, which was the longest streak in the

Majors at the time it was snapped, according to *Elias*.

- 👑 Made his first 21 appearances in relief, in which he posted a 2.01 ERA (5 ER in 22.1 IP) and .207 opponents' average (17-for-82), including his Major League debut on Opening Day vs. the White Sox, a 1-2-3 sixth inning on 13 pitches.
- 👑 In 20 starts, he went 8-5 with a 3.28 ERA (43 ER in 118 IP), including eight starts (40%) in which he went at least 7.0 innings.
- 👑 Earned his first career win as a starter in a 2-0 victory vs. the Angels on June 25 (0 ER on 2 H in 7 IP), in which—at 22 years, 333 days—he became the youngest Royal to win a start since the late Yordano Ventura (22 years, 326 days) on April 25, 2014...also became the youngest to throw 7.0 shutout innings in the American League since Chicago's Carlos Rodón (22.244) on Aug. 11, 2015, and the second Royal with a start of at least 7.0 shutout innings and two hits or fewer within his first five career starts, joining Mel Stottlemyer Jr. on Sept. 5, 1990.
- 👑 Tossed his first career complete game (8.0 IP) in a 1-0 loss on July 1 at Seattle...at 22 years, 339 days, he became the youngest Royal to record a complete game of at least 8.0 innings since Zack Greinke (21 years, 201 days) in a 3-1 loss to Toronto on May 10, 2005.
- 👑 Became the first rookie to earn Royals Pitcher of the Month honors three times in one season since Brian Bannister in 2007.
- 👑 Induced 18 ground ball double plays, tied for fifth most in the American League, and second most by a Royal in his first Major League season, trailing only Rich Gale's 22 GDP in 1978.
- 👑 Acquired by the Royals on Dec. 14, 2017 from Cincinnati, who selected him from Arizona with the No. 5 pick in the Rule 5 Draft.
- 👑 **2017:** Spent the season at Jacksonville (AA) in Arizona's organization...entered the year as the No. 7 prospect in the Diamondbacks' organization according to MLB.com and ranked eighth according to *Baseball America*.
- 👑 **2016:** Spent the season with Visalia (A) in the California League...tied for seventh in the league in wins (9), tied for eighth in starts (24) and tied for fifth in WHIP (1.28).
- 👑 **2015:** Pitched a career-high 142.0 innings with Kane County (A)...tied for third in the Midwest League with a 2.60 ERA (41 ER in 142.0 IP), sixth in WHIP (1.16) and 10th in innings.
- 👑 **2014:** Opened the year with an 0-4 mark and a 7.53 ERA (24 ER in 28.2 IP) in his first seven starts with Missoula (Rookie)...went 6-0 with a 2.13 ERA (10 ER in 42.1 IP) over his final eight outings at three different levels.

MISC NOTES

- 👑 Full name is **Bradley Michael Keller**...resides in Flowery Branch, Georgia.
- 👑 Graduated from Flowery Branch High School in 2013...named 2013 Georgia Region-8 5A All-Region First Team and Second-Team Pitcher of the Year...also a Rawlings All-Southeast Region Honorable Mention.
- 👑 Participated in several Royals community projects, including Home Run to Health, Play Ball Weekend and

the PLAY Clinic...also participated in Royals FanFest the last two seasons (2019, 2020), as well as the Royals Charities Golf Tournament, a photo shoot for Braden's Hope calendar and has met with children at Kauffman Stadium as part of the Dream Factory.

- 👑 Also served as a spokesperson for the Strike Out Slavery and Veronica's Voice initiatives...did an advocacy video for The Big Search to combat human trafficking.

CAREER BATTING/FIELDING

	AVG.	AB	H	HR	RBI	POSITION	PCT.	G	TC	PO	A	E	DP
MLB Totals	.182	11	2	0	1	Pitcher	.982	78	55	14	40	1	4

SINGLE GAME BESTS

STRIKEOUTS (STARTER)

10 April 12, 2019 vs. CLE
9 Aug. 2, 2018 at CWS

STRIKEOUTS (RELIEVER)

3 Aug. 18, 2017 vs. CLE
Sept. 23, 2020 vs. STL

INNINGS PITCHED (STARTER)

9.0 Sept. 13, 2020 vs. PIT (SHO)
8.0 (4x) Last: July 13, 2019 vs. DET

INNINGS PITCHED (RELIEVER)

3.0 May 11, 2018 at CLE
2.0 May 26, 2018 at TEX

WINNING STREAK

4 June 30-July 24, 2019
3 (3x) Last: Aug. 6-19, 2020

COMPLETE GAMES

July 1, 2018 at Seattle (8.0 IP)
Sept. 13, 2020 vs. Pittsburgh (SHO)

CAREER PITCHING

YEAR	CLUB	W-L	ERA	G	GS	CG	SHO	SV	IP	H	R	ER	HR	HB	BB	SO	WP	BK	AVG
2013	Arizona D-backs	7-3	2.22	13	12	0	0	0	56.2	53	22	14	2	2	26	61	5	0	.250
	Missoula	0-0	4.50	2	1	0	0	0	6.0	6	3	3	0	0	4	4	0	0	.261
2014	Missoula	1-4	6.95	8	8	0	0	0	33.2	50	31	26	6	3	18	30	13	1	.347
	Arizona D-backs	4-0	2.30	6	3	0	0	0	31.1	30	8	8	2	3	9	20	4	0	.265
	Hillsboro	1-0	0.00	1	1	0	0	0	6.0	1	0	0	0	0	1	8	1	0	.053
2015	Kane County	8-9	2.60	26	25	0	0	0	142.0	128	57	41	3	10	37	109	7	0	.243
2016	Visalia	9-7	4.47	24	24	0	0	0	135.0	147	73	67	13	2	26	99	12	0	.281
2017	Jackson	10-9	4.68	26	26	0	0	0	130.2	142	73	68	7	7	57	111	10	1	.279
2018	KANSAS CITY	9-6	3.08	41	20	1	0	0	140.1	133	50	48	7	2	50	96	8	0	.252
2019	KANSAS CITY	7-14	4.19	28	28	0	0	0	165.1	154	80	77	15	9	70	122	9	1	.247
2020	KANSAS CITY	5-3	2.47	9	9	1	1	0	54.2	39	16	15	2	2	17	35	1	0	.202
Minor League Totals		40-32	3.77	106	100	0	0	0	541.1	557	267	227	33	27	178	442	52	2	.269
Major League Totals		21-23	3.50	78	57	2	1	0	360.1	326	146	140	24	13	137	253	18	1	.242

* - Led league

CAREER TRANSACTIONS

- 2013 Selected by the Arizona Diamondbacks in the eighth round of the First-Year Player Draft...signed by T.R. Lewis
- 2017 Selected by the Cincinnati Reds in the first round (5th overall) of the Rule 5 Draft, Dec. 14
Acquired by the Kansas City Royals for future considerations, Dec. 14
- 2019 Served a five-game suspension by Major League Baseball following on-field incident at Chicago White Sox, April 23-29
- 2020 Placed on the 10-day Injured List, July 14...reinstated Aug. 6

ROYALS ALL-TIME RULE 5 SELECTIONS

Year	Player (Position)	Acquired from	Year	Player (Position)	Acquired from
1968	Fred Rico (OF)	BAL	2010	Nate Adcock (RHP)	PIT
	Hawk Taylor (C/OF)	CAL	2011	Cesar Cabral (LHP)	BOS@
1969	Ken Wright (RHP)	BOS	2014	Jandel Gustave (RHP)	HOU!
1971	Steve Hovley (OF)	OAK	2017	Brad Keller (RHP)	.ARZ*
1973	Tony Solaita (INF)	PIT	2017	Burch Smith (RHP)	TB**
1979	Manny Castillo (INF)	STL	2018	Sam McWilliams (RHP)	TB
1980	Dave Wehrmeister (RHP)	NYJ	2018	Chris Ellis (RHP)	STL##
	Jim Wright (RHP)	PHI	2019	Stephen Woods Jr. (RHP)	TB
1982	Joe Simpson (OF/1B)	SEA			
1983	Orlando Sanchez (C)	STL			
1987	Luis Encarnacion (RHP)	CLE			
1992	Billy Brewer (LHP)	MON			
1994	Jon Nunnally (OF)	CLE			
1995	Miguel Mejia (OF)	BAL&			
1999	Damian Rolls (INF)	LAD^			
2000	Endy Chavez (OF)	NYM			
2001	Miguel Asencio (RHP)	PHI			
2002	D.J. Carrasco (RHP)	PIT			
	Ronnie Paulino (C)	PIT			
2003	Jason Szuminski (RHP)	CHC%			
2004	Andrew Sisco (RHP)	CHC			
2005	Fabio Castro (LHP)	CWS\$			
2006	Joakim Soria (RHP)	SD			
2008	Jose Lugo (LHP)	MIN#			
2009	Edgar Osuna (RHP)	ATL			

NOTE: Major League phase selections only

- &-Acquired by St. Louis as part of a three-team trade that sent RHP Mike Remlinger to Kansas City
- ^ -Acquired by Tampa Bay to complete previous trade
- % - Acquired by San Diego for OF Rich Thompson
- \$ - Acquired by Texas for INF Esteban German
- # - Acquired by Seattle for cash considerations
- @ - Acquired by New York Yankees for cash considerations
- ! -Acquired by Kansas City from Boston after being selected from Houston
- * -Acquired by Kansas City from Cincinnati, after being selected with the No. 5 pick
- ** -Acquired by Kansas City from the New York Mets, after being selected with the No. 6 pick
- ## -Acquired by Kansas City from Texas, after being selected with the No. 7 pick

NICKY LOPEZ



NICKY LOPEZ

#8 • INFILDER

BATS
LEFT

THROWS
RIGHT

HEIGHT
5-11

WEIGHT
180

BORN: MARCH 13, 1995 | NAPERVILLE, ILL. | OD AGE: 26

SELECTED: FIFTH ROUND, 2016 DRAFT | MLB SERVICE: 1 YEAR, 139 DAYS

2020 SEASON

- Appeared in 56 of the Royals' 60 games, making 51 starts, including 50 at second base and one at shortstop.
- Named one of four finalists among American League second basemen for a *Rawlings* Gold Glove Award, along with the eventual winner, César Hernández, as well as Danny Mendick and Jonathan Schoop.
- Ranked third in fielding percentage among American League middle infielders (min. 200 chances) at .991 (2 errors in 221 chances), trailing only Carlos Correa (.995) and Francisco Lindor (.995)...he went 40-straight games without an error from Aug. 1-Sept. 18.
- His six outs above average matched Pittsburgh's Adam Frazier for the Major League lead among qualified second basemen, and ranked tied for third among all infielders, trailing only San Diego's shortstop Fernando Tatis Jr. (7) and Colorado's third baseman Nolan Arenado (7).
- Drew 18 walks in 192 plate appearances (10.67 PA/BB) in 2020, after walking just 18 times in 402 plate appearances in 2019 (22.33 PA/BB).
- All eight of his doubles came off right-handed pitching, while his lone home run came off Minnesota lefty Lewis Thorpe on Aug. 8.
- Batted just .191 (18-for-94) with four doubles, a home run and five RBI through Aug. 31 (32 games), before hitting .310 (13-for-42) with three doubles and eight RBI between Sept. 1-15 (13 games), but went 3-for-his-last-33 (.091) with no RBI in his last 11 games.
- Recorded his third career three-RBI game on Sept. 3 vs. the White Sox, including a two-run double and an RBI ground out.
- Matched a career high with three hits on Sept. 9 at Cleveland, his fifth three-hit game and first since Sept. 24, 2019 vs. Atlanta.

HONORS AND AWARDS

- First MLB home run:** June 13, 2019 vs. Detroit, solo shot off Matthew Boyd
- First MLB hit:** May 14, 2019 vs. Texas, single off Ariel Jurado
- 2018 George Brett Minor League Hitter of the Year (5 walks)
- Two-time MiLB.com Organization All-Star (2016, 2018)
- 2018 Texas League midseason All-Star
- 2017 Frank White Defensive Player of the Year
- 2017 Arizona Fall League All-Prospect Team/Rising Star
- 2017 Carolina League midseason All-Star
- 2016 Appalachian League postseason All-Star

CAREER HIGHLIGHTS

- 2019:** Made his Major League debut on May 14 vs. Texas and played in 103 games with Kansas City, slashing .240/.276/.325 (91-for-379) with 22 doubles, two triples, two homers and 44 runs scored...that includes hitting .281 (34-for-121) over his last 36 games (Aug. 5-end of season).
- Made 100 starts, including 71 at second base and 29 at shortstop.
- Turned 68 double plays to tie for third among American League middle infielders from his May 14 debut through season's end, trailing only Yolmer Sánchez (92) and Jonathan Villar (74).
- His .990 fielding percentage at second base (3 errors in 314 total chances) ranked second in the American League (min. 70 starts) from his May 14 debut through season's end, trailing only Yolmer Sánchez (.991).
- Had an RBI single in the seventh in his Major League debut for his first hit and RBI...the first Royal to bat second in the starting lineup in his debut since Jeremy Giambi on Sept. 1, 1998.
- Hit safely in eight of his first nine games, in which he batted .324 (12-for-37) with a .405 on-base percentage (5 walks).
- Hit his first Major League home run off Detroit's Matthew Boyd on June 13 at TD Ameritrade Park, his home park where he played collegiately for Creighton University...it was the first Major League home run hit in the state of Nebraska.
- Recorded a career-high 12-game hit streak from Aug. 16-29, in which he hit .357 (15-for-42), the longest hit streak by a Royals rookie middle infielder since Mike Aviles had a 12-game hit streak as a rookie from July 7-22, 2008.
- Struck out just 12 times in 160 plate appearances over his last 45 games from July 24 through season's end, one per 13.33 plate appearances, which was the best rate in the Majors during that time (min. 150 PA).
- Opened the season with Omaha (AAA), where he hit .353 (41-for-116) with a .457 on-base percentage and .500 slugging percentage in 31 games.
- Selected on May 13, at which point he ranked among the Pacific Coast League leaders in stolen bases (9, tied for 4th), on-base percentage (.457, 5th) and batting average (.353, 8th).
- 2018:** Ended the year as the No. 7-ranked prospect in the Royals' organization, according to MLB.com.
- Split the year between Northwest Arkansas (AA) and Omaha (AAA), batting .308/.382/.417 (155-for-504) between the two stops...led all Royals farmhands in hits and walks (60) and ranked third in runs scored (75) and tied for fourth in triples (7).
- Named a Texas League mid-season All-Star, starting at shortstop and driving in the North's first run on a ground out...also tabbed a MiLB.com Organization All-Star.
- Hit for the cycle with Northwest Arkansas on June 21 at Tulsa, going 5-for-6 with four runs scored...became the first Natural to hit for the cycle since Bubba Starling did it on July 28, 2015.
- Recorded his second five-hit game of the year on July 27 at Fresno, going 5-for-6 with a double and three runs scored.
- 2017:** Named Wilmington (A+) Player of the Year, spending time with the Blue Rocks and at Northwest Arkansas (AA)...combined to hit .279/.348/.356 (144-for-517) between the two stops.

NICKY LOPEZ (CONT.)

- Selected to the Carolina League All-Star Game...started at shortstop for the North, going 1-for-2 with a run scored and a stolen base.
- Tied for third in the Carolina League in triples (7), hitting .306 with 70 games before his promotion to Double-A on June 26.
- Played for the Surprise Saguaros in the Arizona Fall League...ranked second in the league in batting average (.383), collecting five doubles, two triples, two homers

and 15 runs scored...named to the AFL All-Prospect Team as well as a "Rising Star."

- 2016:** Spent his first professional season at Burlington (Rookie)...led the Appalachian League in runs scored (54), tied for the league lead in triples (5), while also ranking second in steals (24)...tied for second in walks (35) and total bases (99).
- Named a MiLB.com Organization All-Star as well as an Appalachian League postseason All-Star.

MISC NOTES

- Nicholas Lopez** resides in Scottsdale, Arizona, during the offseason.
- Graduated from Naperville Central High School (Ill.).
- Attended Creighton University in Omaha, Nebraska... earned All-Big East Second Team honors as a junior, hitting .306 with 11 doubles, five triples, two homers and 11 stolen bases...became just the 11th player in program history to be selected in the top five rounds of the First-Year Player Draft.
- Participated in Royals FanFest in 2020...established Nicky's #1's initiative in 2020, in which he hosted Zoom calls with Royals community partners during the offseason and will host kids at Kauffman Stadium in 2021...has also visited with kids as part of the Dream Factory, while he made a pizza donation to The University of Kansas Hospital Workers during the pandemic.
- Lists video games, golf and spending time with family and friends as his hobbies.

CAREER BATTING

YEAR	CLUB	AVG	G	AB	R	H	2B	3B	HR	RBI	SAC	SF	HBP	BB	SO	SB	CS	OBP	SLG	E
2016	Burlington	.281	62	231	*54	65	6	+5	6	29	3	4	10	35	30	24	4	.393	.429	5
2017	Wilmington	.295	70	285	42	84	12	7	2	27	2	0	1	36	23	14	8	.376	.407	7
	Northwest Arkansas	.259	59	232	26	60	6	1	0	11	3	0	2	16	29	7	4	.312	.293	2
2018	Northwest Arkansas	.331	73	281	42	93	8	5	2	27	8	3	0	33	23	9	4	.397	.416	1
	Omaha	.278	57	223	33	62	6	2	7	26	3	0	3	27	29	6	2	.364	.417	4
2019	Omaha	.353	31	116	27	41	6	1	3	13	0	0	2	20	5	9	3	.457	.500	6
	KANSAS CITY	.240	103	379	44	91	22	2	2	30	4	0	1	18	51	1	1	.276	.325	4
2020	KANSAS CITY	.201	56	169	15	34	8	0	1	13	3	0	2	18	41	0	5	.286	.266	2
Minor League Totals		.296	352	1368	224	405	44	21	20	133	19	7	18	167	139	69	25	.378	.403	25
Major League Totals		.228	159	548	59	125	30	2	3	43	7	0	3	36	92	1	6	.279	.307	6

* - Led league, + - Tied for league lead

CAREER TRANSACTIONS

2016 Selected by the Kansas City Royals in the fifth round of the First-Year Player Draft...signed by Matt Price

SINGLE GAME BESTS

HITS

3 (5x) Last: Sept. 9, 2020 at CLE

DOUBLES

2 May 16, 2019 vs. TEX
Sept. 22, 2019 at MIN
Sept. 24, 2019 vs. ATL

RBI

3 May 29, 2019 at CWS
Aug. 25, 2019 at CLE
Sept. 3, 2020 vs. CWS

RUNS

2 (13x) Last: Sept. 8, 2020 at CLE

HITTING STREAKS

12 Aug. 16-29, 2019
7 Aug. 2-11, 2020
5 June 28-July 2, 2019

CAREER FIELDING

POSITION	PCT.	G	TC	PO	A	E	DP
Second Base	.990	129	525	190	330	5	80
Third Base	-	2	0	0	0	0	0
Shortstop	.993	37	134	39	94	1	23



RICHARD LOVELADY

#55 • LEFT-HANDED PITCHER

BATS
LEFT

THROWS
LEFT

HEIGHT
6-0

WEIGHT
185

BORN: JULY 7, 1995 | HINESVILLE, GA. | OD AGE: 25

SELECTED: 10TH ROUND, 2016 DRAFT | MLB SERVICE: 100 DAYS

2020 SEASON

- Made the Opening Day roster for the first time, but made just one appearance before being optioned to the alternate training site on July 26.
- In his lone outing on July 26 vs. Cleveland, he erased a walk to begin the sixth with a double play, before allowing a solo homer to José Ramírez.

HONORS AND AWARDS

- 2018 Paul Spilltorff Minor League Pitcher of the Year
- 2018 Omaha Pitcher of the Year
- 2017 Wilmington Pitcher of the Year
- 2017 MiLB.com Organization All-Star
- 2017 Carolina League midseason All-Star

CAREER HIGHLIGHTS

- 2019:** Made his Major League debut and pitched in 25 games across three stints with the Royals.
- Debuted on April 9 vs. Seattle, tossing a 1-2-3 eighth inning, recording a pair of strikeouts.
- Allowed runs in just three of his first 15 appearances (April 9-May 17), pitching to a 3.55 ERA (5 ER in 12.2 IP)... however, he surrendered runs in nine of his last 10 outings (May 22-Aug. 20), posting a 14.73 mark (12 ER in 7.1 IP).
- Suffered all three of his defeats in August: Aug. 2 at Minnesota (11-9), Aug. 7 at Boston (5-4) and Aug. 8 at Detroit (10-8)...his Aug. 7 defeat at Fenway was actually completed on Aug. 22, after the originally scheduled game was suspended due to rain in the 10th inning.
- Made 24 appearances with the Storm Chasers, going 1-2 with four saves and a 3.08 ERA (9 ER in 26.1 IP)... collected 29 strikeouts (9.91 K/9), compared to just seven walks (4.14 K/BB ratio).
- 2018:** Named the Paul Spilltorff Pitcher of the Year (top pitcher in Royals' minor league system) as well as Omaha (AAA) Pitcher of the Year, his second-straight pitcher of the year award, also winning in Wilmington (A+) in 2017.
- Spent the entire year with the Storm Chasers, making a career-high 46 relief appearances.
- Ranked second among Pacific Coast League relievers with a .204 opponents' average (53-for-260), which included holding opponents to a .147 average (14-for-94) after the All-Star break.
- Allowed three home runs the entire season (0.37 HR/9), including a 41.0-inning homerless streak over his final 24 outings (June 14-end of season).
- Finished the year as the club's No. 13 prospect according to MLB.com.
- 2017:** Split the season between Wilmington (A) and Northwest Arkansas (AA), making 21 appearances at each stop...combined to go 4-2 with a 1.62 ERA (12 ER in 66.2 IP) with 10 saves in 14 chances.
- Named Wilmington Pitcher of the Year as well as a MiLB.com Organization All-Star...also selected to the Carolina League All-Star Game, tossing a scoreless eighth inning for the North Division.
- Made 15 consecutive scoreless appearances (May 7-June 30), which spanned 25.1 innings...did not allow an earned run over 19-straight outings (May 7-July 14).
- 2016:** Made his professional debut with Surprise (Rookie), going 2-0 with a 1.74 ERA (2 ER in 10.1 IP) with three saves in his first eight outings.
- Promoted to Idaho Falls (Rookie) on July 28...did not allow an earned run over his first seven appearances, spanning 8.0 innings.

MISC NOTES

- Full name is **Richard Tyler Lovelady**...resides in Glendale, Arizona, during the offseason, with his wife, Madison.
- Graduated from First Presbyterian High School in Macon, Georgia, in 2013.
- Attended both East Georgia College (2014-15) and Kennesaw State University (2016)...in his lone season at KSU, went 4-2 with a 2.96 ERA and 52 strikeouts in 45.2 innings...his 37 appearances in 2016 were the second-most in program history.

CAREER BATTING/FIELDING

	AVG.	AB	H	HR	RBI	POSITION	PCT.	G	TC	PO	A	E	DP
MLB Totals	.000	0	0	0	0	Pitcher	.667	26	3	0	2	1	0

SINGLE GAME BESTS

STRIKEOUTS

- 2 April 9, 2019 vs. SEA
- May 8, 2019 at HOU
- July 30, 2019 vs. TOR

INNINGS PITCHED

- 2.0 April 28, 2019 vs. LAA
- May 12, 2019 vs. PHI
- Aug. 6, 2019 at BOS

RICHARD LOVELADY (CONT.)

CAREER PITCHING

YEAR	CLUB	W-L	ERA	G	GS	CG	SHO	SV	IP	H	R	ER	HR	HB	BB	SO	WP	BK	AVG
2016	Surprise	2-0	1.74	8	0	0	0	3	10.1	4	5	2	0	0	2	14	1	0	.111
	Idaho Falls	0-1	1.84	13	0	0	0	6	14.2	10	4	3	0	1	7	16	2	0	.200
2017	Wilmington	1-0	1.08	21	0	0	0	7	33.1	18	5	4	0	2	4	41	2	1	.154
	Northwest Arkansas	3-2	2.16	21	0	0	0	3	33.1	28	12	8	1	0	13	36	1	1	.228
2018	Omaha	3-3	2.47	46	0	0	0	9	73.0	53	24	20	3	2	21	71	1	0	.204
	Omaha	1-2	3.08	24	0	0	0	4	26.1	26	11	9	1	2	7	29	0	0	.265
2019	KANSAS CITY	0-3	7.65	25	0	0	0	0	20.0	30	17	17	2	1	8	17	1	0	.353
	KANSAS CITY	0-0	9.00	1	0	0	0	0	1.0	1	1	1	1	0	1	0	0	0	.333
2020		KANSAS CITY	0-0	9.00	1	0	0	0	1.0	1	1	1	1	0	1	0	0	0	.333
Minor League Totals		10-8	2.17	133	0	0	0	32	191.0	139	61	46	5	7	54	207	7	2	.203
Major League Totals		0-3	7.71	26	0	0	0	0	21.0	31	18	18	3	1	9	17	1	0	.352

CAREER TRANSACTIONS

2016 Selected by the Kansas City Royals in the 10th round of the First-Year Player Draft...signed by Tim Osborne

ROYALS LARGEST BLOWN LEADS

Deficit	Date	Opponent	Situation	Inning	Final
9 runs	Aug. 23, 2006	Cleveland	Led 10-1	1st	lost 15-13
8 runs	June 18, 1993	at Oakland	Led 8-0	2nd	lost 10-9
8 runs	July 3, 1999	at Cleveland	Led 8-0	2nd	lost 9-8
7 runs	May 14, 1983	Detroit	Led 7-0	2nd	lost 11-10
7 runs	May 20, 1985	at Texas	Led 7-0	5th	lost 8-7
7 runs	June 8, 1995	at Texas	Led 8-1	8th	lost 10-9 (10 inn)
7 runs	April 27, 2003	at Toronto	Led 8-1	4th	lost 10-9

ROYALS LARGEST COMEBACKS

Deficit	Date	Opponent	Situation	Inning	Final
9 runs	June 15, 1979	at Milwaukee	Down 11-2	4th	14-11
7 runs	Sept. 6, 1978	at Oakland	Down 7-0	4th	11-8 (12 inn)
7 runs	June 7, 1984	Seattle	Down 7-0	3rd	9-8
7 runs	July 17, 1991	Baltimore	Down 7-0	4th	9-8 (15 inn)
7 runs	July 16, 1999	at Milwaukee	Down 7-0	2nd	12-10
7 runs	June 26, 1999	Cleveland	Down 7-0	3rd	11-7
7 runs	June 8, 2006	Texas	Down 11-4	3rd	16-12
7 runs	June 22, 2008	San Francisco	Down 10-3	5th	11-10



RYAN McBROOM

#9 • INFILDER/OUTFIELDER

BATS
RIGHT

THROWS
LEFT

HEIGHT
6-3

WEIGHT
220

BORN: APRIL 9, 1992 | FREDERICKSBURG, VA. | OD AGE: 28

ACQUIRED: TRADE W/ NY YANKEES, AUG. 31, 2019 | MLB SERVICE: 1 YEAR, 27 DAYS

2020 SEASON

- 👑 Spent majority of the season with the Royals, playing 36 games, including starts at first base (9), in left field (2) and as the designated hitter (8).
- 👑 Set the franchise career record with three pinch hit home runs—all within a 19-day span (Aug. 11-29)—passing 13 other players who each had two pinch-hit homers, including Steve Balboni and Carmelo Martinez, who both hit two in one season, 1987 and 1991, respectively.
- 👑 Hit three of the 21 pinch-hit homers (14.3 percent) in the Majors in 2020, and was the only player with more than one...became the first American League player to hit three or more pinch-hit homers since Chicago's Daniel Palka hit four in 2018, and was the first American League player to hit three pinch-hit homers in one calendar month, according to Sportradar, since Boston's Del Wilber (4) in May 1953.
- 👑 His five pinch hits (5-for-15) were the most in a single season by a Royal since Brayan Peña went 5-for-19 (.263) as a pinch hitter in 2009.
- 👑 Slashed .333/.368/.611 (12-for-36) with three homers and seven RBI on the road, compared to .178/.213/.422 (8-for-45) with three solo homers at home.
- 👑 In 20 games during the month of August, he slashed .350/.395/.700 (14-for-40), but went just 2-for-24 (.083) in 10 games in September.
- 👑 Went 7-for-17 (.412) with two homers and five RBI in Interleague play, which included hitting in each of his first six games vs. NL opponents.
- 👑 Hit his first career home run on July 31, a solo shot off Dallas Keuchel, his first of four (out of 6) HR vs. left handers.
- 👑 Recorded his first pinch-hit homer on Aug. 11 at Cincinnati, a game-tying two-run shot in the eighth inning off Amir Garrett...it marked the Royals' first pinch-hit homer since Cheslor Cuthbert hit a two-run shot in the ninth at Target Field on Sept. 21, 2019 (17 games in between).
- 👑 He had a go-ahead RBI single in the eighth inning on Aug. 25, and had a go-ahead, pinch-hit home run in the eighth inning on the following day, Aug. 26, both in St. Louis...according to Elias, he became the fourth Royal (5th time) to record a go-ahead RBI hit in the eighth or later in consecutive games, and first since Jeff Conine (July 12-13) in 1992.
- 👑 Opted to the alternate training site on Sept. 12, after a 1-for-20 stretch, and was recalled on Sept. 25 to start the final two games of the year.
- 👑 Homered in the season finale to snap a 0-for-16 skid and mark his third go-ahead home run of the year.

HONORS AND AWARDS

- First MLB home run: July 31, 2020 vs. Chicago White Sox, solo shot off Dallas Keuchel
- First MLB hit: Sept. 3, 2019 vs. Detroit, single off Daniel Norris
- Three-time MiLB.com Organization All-Star (2015, 2018-19)
- 2019 International League midseason/postseason All-Star
- 2017 Eastern League midseason All-Star
- 2016 Florida State League midseason/postseason All-Star
- 2016 Florida State League Player of the Month (August)
- 2015 Midwest League Most Valuable Player
- 2015 Midwest League midseason/postseason All-Star
- 2014 Northwest League midseason All-Star

CAREER HIGHLIGHTS

- 👑 **2019:** Acquired by the Royals on Aug. 31 from the New York Yankees for cash considerations or a player to be named and International slot money.
- 👑 Selected from Omaha (AAA) on Sept. 3 and made his big league debut that night vs. Detroit...singled in his first at-bat off Matthew Boyd, becoming the first Royal to record a hit in his first MLB plate appearance since David Lough in 2012.
- 👑 Appeared in 23 of KC's final 24 games, batting .293 (22-for-75) with five doubles, six RBI and eight runs scored...made 12 starts in right field, two in left field and five at first base.
- 👑 Had a seven-game hitting streak, Sept. 17-25, in which he batted .393 (11-for-28) with three doubles and six runs scored.
- 👑 Spent the first five months of the season with Scranton/Wilkes-Barre (AAA)...led the International League in runs scored (87) and OPS (.976), while ranking second in slugging percentage, third in on-base percentage, fourth in batting average, eighth in hits and 10th in home runs (26).
- 👑 Named both a midseason and postseason All-Star in the International League, starting the Triple-A All-Star Game as the designated hitter for the IL.
- 👑 **2018:** Hit .302 (139-for-461) between Trenton (AA) and Scranton/Wilkes-Barre (AAA), which ranked second among all Yankees' farmhands and included hitting .295 (106-for-359) in the International League, which ranked fifth among qualifying hitters.
- 👑 Named an Organization All-Star by MiLB.com following the season.
- 👑 Played for the Tomateros de Culiacán in the Mexican Winter League, hitting .226 (24-for-106) with five doubles, a triple, a homer and 16 RBI in 28 games.
- 👑 **2017:** Acquired by the Yankees on July 23 in exchange for INF/OF Rob Refsnyder...spent the remainder of the season with Trenton.
- 👑 With New Hampshire (AA), named an Eastern League midseason All-Star.
- 👑 **2016:** Led the Florida State League in RBI (83) and ranked second in extra-base hits (48) and total bases (219), third in homers (21) and fourth in slugging percentage (.468), playing with Dunedin (A-Advanced).

RYAN McBROOM (CONT.)

- Tabbed a Florida State League midseason and postseason All-Star...also named FSL Player of the Month for August, hitting .348 (31-for-89) with three doubles, a triple, seven homers and 29 RBI in 24 games.
- Played in seven games for Mesa in the Arizona Fall League, hitting .250 (7-for-28) with two doubles, two homers and 10 RBI.
- 2015:** Selected as the Most Valuable Player of the Midwest League with Lansing (A)...led the league in doubles (39) and on-base percentage, while he was second in batting average, RBI, slugging percentage

- and extra-base hits (52).
- Tabbed a Midwest League midseason and postseason All-Star...also named an Organization All-Star by MiLB.com.
- 2014:** Tied for the Northwest League (A) lead in homers (11), doubles (23) and extra-base hits (34)...finished second in RBI (59) and total bases (137).
- Selected as a Northwest League midseason All-Star...also named the league's Player of the Week for the week of June 23-29, going 11-for-29 (.379) with three doubles, two homers and six RBI.

MISC NOTES

- Ryan P. McBroom**...resides in Spotsylvania, Virginia, during the offseason.
- Graduated from Courtland High School in Spotsylvania Courthouse, Virginia, in 2010.
- Played four seasons at West Virginia University (2011-14), departing with his name among the top-10 leaders in hits, doubles, home runs and RBI...as a senior, named

- to the Golden Spikes Award watch list, the ABCA/Rawlings All-East Region First Team and the All-Big 12 Conference Second Team.
- Selected by the Royals in the 36th round of the 2013 First-Year Player Draft, but opted to return to West Virginia for his senior season.
- Participated in Royals FanFest in 2020.

CAREER BATTING

YEAR	CLUB	AVG	G	AB	R	H	2B	3B	HR	RBI	SAC	SF	HBP	BB	SO	SB	CS	OBP	SLG	E
2014	Vancouver	.297	70	273	37	81	+23	0	+11	59	0	5	7	13	52	1	0	.339	.502	4
2015	Lansing	.315	127	461	72	145	*39	1	12	90	0	13	14	49	96	5	4	*.387	.482	5
2016	Dunedin	.274	119	468	58	128	26	1	21	*83	0	8	4	34	112	10	4	.323	.468	5
	New Hampshire	.138	9	29	3	4	0	0	1	2	0	1	1	3	6	0	0	.235	.241	0
2017	New Hampshire	.243	96	346	45	84	19	0	12	54	0	4	12	30	77	0	2	.321	.402	2
	Trenton	.257	38	140	11	36	5	0	4	16	0	1	2	13	35	1	1	.327	.379	1
2018	Scranton/Wilkes-Barre	.295	96	359	49	106	18	1	11	46	0	6	2	25	106	1	4	.339	.443	1
	Trenton	.324	25	102	13	33	5	1	4	14	0	0	2	7	27	0	3	.378	.510	2
2019	Scranton/Wilkes-Barre	.315	117	413	*87	130	29	0	26	66	0	5	6	58	100	2	2	.402	.574	3
	KANSAS CITY	.293	23	75	8	22	5	0	0	6	0	0	1	7	25	0	0	.361	.360	0
2020	KANSAS CITY	.247	36	81	8	20	3	0	6	10	0	0	0	4	30	0	0	.282	.506	1
Minor League Totals		.288	697	2591	375	747	164	4	102	430	0	43	50	232	611	20	20	.353	.473	23
Major League Totals		.269	59	156	16	42	8	0	6	16	0	0	1	11	55	0	0	.321	.436	1

* - Led league, + - Tied for league lead

CAREER TRANSACTIONS

- 2013 Selected by the Kansas City Royals in the 36th round of the First-Year Player Draft...did not sign
- 2014 Selected by the Tampa Bay Rays in the 15th round of the First-Year Player Draft
- 2017 Acquired by the New York Yankees for INF/OF Rob Refsnyder, July 23
- 2019 Acquired by the Kansas City Royals for cash considerations or a player to be named and International slot money, Aug. 31

SINGLE GAME BESTS

HITS

3 Sept. 20, 2019 at MIN

DOUBLES

2 Sept. 7, 2019 at MIA

RBI

3 Sept. 7, 2019 at MIA

RUNS

2 Sept. 21, 2019 at MIN
Sept. 24, 2019 vs. ATL

HITTING STREAKS

7 Aug. 4-16, 2020

HOME RUN INFORMATION

PINCH HIT (3)

- Aug. 11, 2020 at CIN (Garrett)
- Aug. 26, 2020 at STL (Cabrera)
- Aug. 29, 2020 at CWS (Burd)

CAREER FIELDING

POSITION	PCT.	G	TC	PO	A	E	DP
First Base	.991	16	113	109	3	1	9
Outfield	1.000	18	24	23	1	0	0



WHIT MERRIFIELD

#15 • OUTFIELDER/INFIELDER

BATS
RIGHT

THROWS
RIGHT

HEIGHT
6-1

WEIGHT
195

BORN: JAN. 24, 1989 | FLORENCE, S.C. | OD AGE: 32

SELECTED: NINTH ROUND, 2010 DRAFT | MLB SERVICE: 4 YEARS, 101 DAYS

2020 SEASON

- ☰ Appeared in all 60 games, extending his consecutive games played streak to 307, which is the longest active streak in the Majors according to *Elias*...started games in right field (28), center field (20), second base (10) and left field (2), and was in the field for 511.0 of the Royals' 517.0 innings (98.8%).
- ☰ Batted a career-worst .282 (70-for-248), but ranked third in the American League in hits behind José Abreu (76) and DJ LeMahieu (71).
- ☰ Hit .296 (40-for-135) through Aug. 30, before going 1-for-30 (.033) from Aug. 31-Sept. 6, dropping his average to .248...hit .349 (29-for-83) over his final 19 games to raise his batting average 34 points, thanks in part to a streak of five-consecutive multi-hit games (Sept. 12-18).
- ☰ Went 0-for-12 from Aug. 31-Sept. 2 vs. Cleveland to snap a streak of consecutive series with a hit at 71, which began on Sept. 7, 2018 vs. Minnesota and was the second-longest active streak in the Majors (*Elias*), and included seven series in 2018, all 52 series in 2019 and the first 12 of 2020.
- ☰ Tied José Abreu, José Ramírez and Eloy Jiménez for the American League lead in multi-hit games (21), one behind Corey Seager and Trea Turner, who led the Majors...also tied for second in the American League in steals (12), tied for eighth in runs (38) and was 12th in total bases (109).
- ☰ Led the Majors in leadoff hits (20), one more than Tim Anderson, who ranked second...that included 10 leadoff hits in his final 19 games (Sept. 7-27)...of his 20 leadoff hits, a Majors-most six were doubles.
- ☰ His 70 hits from the leadoff spot tied DJ LeMahieu for the Majors lead...he ranked fourth in RBI (30), fifth in runs and tied for sixth in HR (9).
- ☰ Had a pair of multi-stolen base games on Aug. 19 vs. Cincinnati (Game 2) and Sept. 16 at Detroit, the 12th and 13th such games of his career.
- ☰ Earned his fifth career Royals Player of the Month Award for July/August, tied for sixth among position players since the award was established in 1995...ranked fifth in the American League with 40 hits in his first 35 games and led the club in runs (22), RBI (22, tied), average (.288), and slugging (.496).
- ☰ His 41 hits on the road ranked third in the Majors behind Trea Turner (46) and Lourdes Gurriel Jr. (43) and his .328 average ranked fifth in the AL.
- ☰ Recorded two games in which he finished a triple shy of hitting for the cycle, on July 27 at Detroit and Aug. 15 at Minnesota (Game 2).
- ☰ Homered in consecutive games from July 27-28 at Detroit, marking the fourth time doing so in his career and first since Aug. 29-30, 2017.
- ☰ Recorded a season-high four RBI at Target Field on Aug. 15 in the second game of a doubleheader, which included a three-run homer and an RBI single...marked his fifth career game with four RBI or more, and first since June 18, 2019 at Seattle, when he collected a career-high six RBI.
- ☰ Hit his ninth career leadoff home run on Sept. 12 off Pittsburgh's Trevor Williams, fifth in club history behind Alex Gordon (14), David DeJesus (11), Willie Wilson (11) and Johnny Damon (10)...all nine have come since 2017, which rank tied for sixth in the Majors during that time.
- ☰ Hit safely in a season-high seven-straight games from Sept. 20-26, in which he hit .355 (11-for-31) with a double, two steals and six runs scored.

HONORS AND AWARDS

- 2019 MLB All-Star
- 2019 Joe Burke Special Achievement Award
- 2019 MLBPAA Royals Heart & Hustle Award
- 2018 Les Milgram Royals Player of the Year
- 2018 MLB Japanese All-Star Tour participant
- **First MLB home run:** June 13, 2016 vs. Cleveland, solo shot off Carlos Carrasco
- **First MLB hit:** May 18, 2016 vs. Boston-2, single off David Price
- 2014 George Brett Minor League Hitter of the Year
- 2014 Omaha Player of the Year
- 2014 Texas League midseason All-Star
- 2012 Wilmington Player of the Year
- 2011 Carolina League midseason All-Star

CAREER HIGHLIGHTS

- ☰ Signed a four-year contract with a club option for 2023 on Jan. 28, 2019.
- ☰ Collected 725 career hits, which are seventh-most in the Majors since his debut date (May 18, 2016)...his total is the fourth-highest through the first five seasons of a Royals player's career, trailing only Eric Hosmer (779), Billy Butler (764) and Kevin Seitzer (747).
- ☰ Recorded at least 30 hits in 11 straight full months—including August and September of 2020—dating back to July 2018, which is the longest run by an American League player since Ichiro Suzuki also had at least 30 hits in 11 consecutive full months from May 2007-September 2008 (*Elias*).
- ☰ Enters the 2021 season with 126 career leadoff hits, which are third most in the Majors since his 2016 debut behind George Springer (140) and Charlie Blackmon (136)...his 32 career lead-off doubles are a franchise record and the most in the Majors since his 2016 debut.
- ☰ **2019:** Named the recipient of the Joe Burke Special Achievement Award as well as the "Good Guy" Award winner by the Kansas City Chapter of the BBWAA.
- ☰ Set career highs in games (162), runs (105), hits (206), triples (10), extra-base hits (67), slugging pct. (.463) and OPS (.811).
- ☰ Selected as the Royals lone representative in the 2019 All-Star Game and replaced Mike Trout in center field.

WHIT MERRIFIELD (CONT.)

- 👑 Named the Royals 2019 Heart and Hustle Award winner by the MLBPA, an award which honors active players who demonstrate a passion for the game of baseball and best embody the values, spirit and traditions of the game.
- 👑 Led the Majors with 206 hits, matching Mike Sweeney (2000) for sixth most in Royals history...after leading the Majors with 192 hits in 2018, he became the second right-handed batter ever to lead the Majors in hits in consecutive seasons, joining Hall of Famer Kirby Puckett, who did it in 1988-89...he's the first player, regardless of handedness, to lead the Majors in hits in consecutive seasons since Ichiro Suzuki from 2006-10, and he's the second Royal to turn the trick, joining George Brett (1975-76).
- 👑 His 206 hits were the most by an American League player since 2016, when José Altuve had 216 and Mookie Betts had 214.
- 👑 Recorded a hit in a Major League-best 129-of-162 games (80.1%), three more than Kevin Seitzer's previous franchise record of 126 games in 1987...it's the most games with a hit in the Majors since Derek Jeter hit safely in 129 games in 2012...the Major League record (since 1908) is 135 games with a hit, a mark that is shared by five players: Ichiro Suzuki (2001), Jeter (1999), Wade Boggs (1985), Chuck Klein (1930) and Rogers Hornsby (1922).
- 👑 Hit safely in his first 11 games, after hitting in his final 20 games of the 2018 season, to mark the longest hitting streak in Royals history (31), one more than George Brett's previous club-record of 30 straight in 1980...it was the longest streak in the Majors since Dan Uggla's 33-game run in 2011.
- 👑 One of four American League players to play in 162 games, joining teammate Jorge Soler, Baltimore's Jonathan Villar and Oakland's Marcus Semien...Merrifield and Soler are the seventh and eighth Royals to play 162 games in a season, joining: Alcides Escobar (2014, 2016-17), Eric Hosmer (2017), Billy Butler (2013), Carlos Beltrán (2002), Al Cowens (1977) and Hal McRae (1977).
- 👑 Matched teammates Hunter Dozier and Adalberto Mondesi, and Arizona's Eduardo Escobar for the Majors' lead with 10 triples...the trio of Royals are the first to lead the American League in triples since Jose Offerman (13) in 1998.
- 👑 Became the first to lead the American League in both hits and triples since Nomar Garciaparra (209 hits, 11 triples) during his 1997 Rookie of the Year Award-winning season.
- 👑 Started games at second base (76), right field (53), center field (16), designated hitter (8), first base (4) and left field (4).
- 👑 Scored 105 runs, the most by a Royal since Carlos Beltrán scored 114 times in 2002.
- 👑 Played in his 500th career game on Aug. 7 in Boston, becoming the 26th position player in Royals history to play the first 500 games of his Major League career with the club...among those 26 players, his 596 hits through 500 games are the most, ahead of George Brett (588), Kevin Seitzer (577), Carlos Beltrán (570) and Billy Butler (546).
- 👑 Named Royals Player of the Month for May and June, marking his third and fourth career monthly awards.
- 👑 Recorded a walk-off single on May 26 off the Yankees' Jonathan Holder, his fourth career walk-off RBI in the Royals' first walk-off win vs. the Yankees since 2000.
- 👑 Recorded his second career multi-homer game on June 18 in Seattle, collecting a career-high six RBI.
- 👑 Hit leadoff home runs on Aug. 9 at Detroit (Edwin Jackson) and Aug. 11 at Detroit (Daniel Norris), becoming the second Royal to hit two leadoff homers in the same series, joining Alex Gordon, who did it in Baltimore exactly seven years prior, on Aug. 9, 2012 and Aug. 11, 2012.
- 👑 Hit inside-the-park home runs on July 16 off Chicago's Dylan Cease and on Aug. 9 off Detroit's Edwin Jackson, which led off the game, making him the sixth player in franchise history to hit a leadoff inside-the-park homer in a regular-season game, and the first since Omar Moreno on Sept. 5, 1985 vs. Milwaukee.
- 👑 Went hitless in back-to-back games on Aug. 3-4 for the first time since Sept. 3-5, 2018...according to *Sportradar*, his streak of 135 consecutive games without back-to-back hitless contests was the second longest in the American League since 1946, trailing only Ichiro Suzuki's streak of 180 from 2008-09.
- 👑 Led the Majors with 42 leadoff hits, most by a Royal since Johnny Damon had 44 leadoff hits in 2000.
- 👑 Hit .335 in 76 games vs. American League Central opponents, including 108 hits, the second-most hits ever by a player vs. the AL Central (since 1994), trailing only Michael Brantley, who had 112 hits within the division in 2014.
- 👑 **2018:** Named the Les Milgram Player of the Year by the Kansas City chapter of the BBWAA...also tabbed the Royals finalist for the Hank Aaron Award.
- 👑 Became the third player since WWII to lead the Major Leagues in both hits (192) and steals (45), joining: Dee Gordon (2015) and Ichiro Suzuki (2001)...prior to 1945, the only others to do it were: Snuffy Stirnweiss (1944), Ty Cobb (1917, 1915, 1911, 1909), Benny Kauff (1914) and Honus Wagner (1908).
- 👑 Was the third Royal to lead the Majors in hits, joining: Willie Wilson (club-record 230 hits in 1980) and George Brett (212 in 1979; 215 in 1976, tied with Pete Rose).
- 👑 Became the second Royal to lead the Majors in steals, joining Willie Wilson (club-record 83 in 1979).
- 👑 Became the first Royal to lead the American League in stolen bases in consecutive seasons (34 in 2017)...his 45 steals in 2018 were most by a Royal since Johnny Damon (46) in 2000.
- 👑 Set a club-record 16 steals of third base (18 attempts), four more than the previous high set by Lorenzo Cain (12) in 2015...was the most in the American League since Rajai Davis (17) in 2012.
- 👑 Ranked among American League leaders in: plate appearances (707, 2nd), at-bats (632, tied for 2nd), multi-hit games (54, tied for 4th), doubles (43, 6th), batting average (.304, 6th), times on base (259, 7th) and on-base percentage (.367, 8th).
- 👑 Started in 157 of the Royals' 162 games, including starts at: second base (107), center field (27), designated hitter (10), right field (7), first base (5) and left field (1).
- 👑 Ended the season on a career-high 20-game hit streak, in which he hit .318/.379/.482 (27-for-85).
- 👑 Became the seventh American League player (8th time) in the last 84 years (since 1935) to record a 40-double, 40-steal season, joining: José Altuve (2014), Brian Roberts (2007-08), Alfonso Soriano (2002), Johnny Damon (2000 with Kansas City), Roberto Alomar (1991) and Paul Molitor (1987).
- 👑 Hit three leadoff HR: July 2 vs. Cleveland (Corey Kluber), Aug. 26 vs. Cleveland (Shane Bieber) and Sept. 10 vs. the White Sox (Lucas Giolito).
- 👑 His 33 leadoff hits were tied with George Springer for fourth most in the Majors.
- 👑 Had a career-high five hits on July 8 vs. Boston—four of which came vs. Rick Porcello—the first five-hit game by a Royal since Eric Hosmer on July 26, 2017 at Detroit, and the first ever five-hit game by a Royal as a second baseman.
- 👑 Named Royals Player of the Month for August after recording 39 hits, two shy of the Major League lead...his .358 average ranked third in the American League.
- 👑 Hit his first career walk-off HR on Sept. 1 vs. Baltimore, a two-run shot off Mychal Givens.
- 👑 Led the American League with 83 hits after the All-Star break for the second-straight season (94 in 2017).
- 👑 **2017:** Spent majority of the season with the Royals, playing in 145 games, which included 131 starts at second base and 12 in the outfield (8 in RF, 4 in LF).
- 👑 Led the American League with 34 stolen bases, becoming the first Royal to lead the league in steals since Johnny Damon (46) in 2000...his stolen base total ranked fourth in the Majors.

WHIT MERRIFIELD (CONT.)

- ☞ Became the third Royals player (4th time) with at least 30 doubles, 30 steals and 19 home runs in a season, joining Carlos Beltrán (2001, 2002) and Amos Otis (1978).
- ☞ Hit 18 of his home runs as a second baseman, the most by a Royals second sacker not named Frank White, who hit 22 in 1985 and 1986.
- ☞ Tied for third in the American League in triples and tied for fourth in infield hits (23).
- ☞ Led the American League with 94 hits after the All-Star break, the most second-half hits by a Royal since Billy Butler (102) and Alex Gordon (98) in 2012.
- ☞ Had a 19-game hitting streak (May 13-June 4), tied for the longest in the American League in 2017 with Jose Altuve.
- ☞ Hit three leadoff home runs - July 4 at Seattle (Félix Hernández), July 25 at Detroit (Michael Fulmer) and Aug. 24 vs. Colorado (German Márquez).
- ☞ Recorded his first multi-homer game on July 23 vs. the White Sox, hitting solo shots off Derek Holland and Dan Jennings...became the first Royals second baseman with a multi-homer game since Alberto Callaspo on April 18, 2010 (at Minnesota) and the first Royals leadoff hitter (any position) with a multi-homer game since Lorenzo Cain on September 7, 2012 (at White Sox).
- ☞ Became the 12th Royal (16th time) to homer in both games of a doubleheader, August 6 vs. Seattle.
- ☞ Set a career high with five RBI on Aug. 13 at Guaranteed Rate Field, the most by a Royals leadoff hitter since David DeJesus also drove in five runs June 15, 2008 vs. Arizona.
- ☞ **2016:** Made his Major League debut on May 18 vs. Boston in the second game of a split doubleheader... recorded his first hit off David Price.
- ☞ Played in 81 games, making 55 starts at second base, 11 in left field, three in right field, three at third base and one at first base...became the first Royals player to start games at five different positions (none of them as the DH) since Willie Bloomquist in 2010.
- ☞ Among AL rookies who recorded at least 300 at-bats, tied for second in doubles (22), ranked third in average (.283) and on-base percentage (.323) and fourth in multi-hit games (27).
- ☞ Hit in 30 of his first 34 games overall (May 18-June 27)... since 1960, only Ichiro Suzuki (32 in 2001) and David Dahl (31 in 2016) have hit in more of their first 34 games.
- ☞ Recorded a hit in each of his first 18 home games, the third-longest streak to begin a career since 1913, trailing Rocco Baldelli (20 in 2003) and Albert Pujols (19 in 2001).
- ☞ Recorded his first home run on June 13 vs. Cleveland and hit his second the next day, becoming the first Royals rookie to homer in consecutive games since Mike Moustakas in 2011.
- ☞ Had his contract selected from Omaha (AAA) on May 18...optioned back to Triple-A on July 26, before being recalled on Sept. 2.
- ☞ **2015:** Spent the season with Omaha, appearing at every position except for pitcher and catcher.
- ☞ **2014:** Named George Brett Hitter of the Year (organization's top offensive player) and Omaha Player of the Year.
- ☞ **2012:** Named Wilmington (A) Player of the Year.

MISC NOTES

- ☞ Full name is **Whitley David Merrifield**...resides in Advance, North Carolina, with wife, Jordan.
- ☞ Graduated from David County High School in Mocksville, North Carolina, in 2007...batted .464 as a junior and .400 as a senior, earning all-state selections both years.
- ☞ Attended the University of South Carolina...hit .326 as a freshman to earn SEC All-Freshman honors in 2008... batted .340 during his sophomore season, playing in all 63 games.
- ☞ Helped lead the Gamecocks to the 2010 College World Series title...drove in the winning run with an 11th-inning single to beat UCLA (2-1) in the championship game, the last CWS contest played at Rosenblatt Stadium.
- ☞ Batted .321 with 13 home runs and 42 RBI during his junior year (2010), taking honors as the Earnest Brooks Co-Male Athlete of the Year...finished his career sixth in school history with 263 hits and fifth with 197 runs.
- ☞ Mother, Kissy, was a five-time South Carolina state champion in tennis and played collegiately at Wake Forest University...father, Bill, was a two-time ACC Player of the Year at Wake Forest in baseball and played in the minor leagues.
- ☞ Competed in the Japanese Game Show Sports Danshi Grand Prix during the 2017 offseason...show included several athletes from other sports, including Olympic Gold Medal sprinter, Justin Gatlin.
- ☞ Participated in several community projects in 2018, including a Special Olympics Clinic and hosting Gold Star Families at Kauffman Stadium...also participated in Royals FanFest 2017-20.

CAREER BATTING

YEAR	CLUB	AVG	G	AB	R	H	2B	3B	HR	RBI	SAC	SF	HBP	BB	SO	SB	CS	OBP	SLG	E
2010	Burlington	.253	47	186	24	47	8	3	5	26	4	1	3	15	42	5	3	.317	.409	1
2011	Wilmington	.262	126	477	74	125	30	3	5	36	10	4	4	52	89	24	14	.337	.369	6
2012	Wilmington	.258	101	380	59	98	20	3	8	36	10	5	4	41	69	25	5	.333	.389	7
	Northwest Arkansas	.260	24	96	12	25	2	1	1	8	1	1	0	8	19	3	2	.314	.333	2
2013	Northwest Arkansas	.270	94	322	31	87	20	5	3	43	5	2	2	22	57	17	7	.319	.391	7
2014	Northwest Arkansas	.278	44	162	22	45	13	1	5	20	4	1	1	22	27	5	4	.366	.463	5
	Omaha	.340	76	321	57	109	28	3	3	29	2	3	2	17	52	11	7	.373	.474	2
2015	Omaha	.265	135	544	83	144	29	5	5	38	4	3	4	39	66	32	9	.317	.364	11
2016	Omaha	.266	69	274	46	73	19	0	8	29	2	4	2	22	55	20	2	.321	.423	5
	KANSAS CITY	.283	81	311	44	88	22	3	2	29	1	1	0	19	72	8	3	.323	.392	5
2017	Omaha	.412	9	34	6	14	4	0	3	9	0	1	1	1	4	1	1	.432	.794	0
	KANSAS CITY	.288	145	587	80	169	32	6	19	78	1	7	6	29	88	*34	8	.324	.460	12
2018	KANSAS CITY	.304	158	632	88	*192	43	3	12	60	2	6	6	61	114	*45	10	.367	.438	7
2019	KANSAS CITY	.302	+162	*681	105	*206	41	+10	16	74	0	4	5	45	126	20	10	.348	.463	11
2020	KANSAS CITY	.282	60	248	38	70	12	0	9	30	0	1	4	12	33	12	3	.325	.440	3
	Minor League Totals	.274	725	2796	414	767	173	24	46	274	42	25	23	239	480	143	54	.334	.403	46
	Major League Totals	.295	606	2459	355	725	150	22	58	271	4	19	21	166	433	119	34	.342	.444	38

* - Led league, + - Tied for league lead

WHIT MERRIFIELD (CONT.)

CAREER TRANSACTIONS

2010 Selected by the Kansas City Royals in the ninth round of the First-Year Player Draft...signed by Casey Fahy
 2019 Signed by the Kansas City Royals to a four-year contract, Jan. 28

SINGLE GAME BESTS

HITS

5 July 8, 2018 vs. BOS
 4 (7x) Last: Sept. 5, 2019 vs. DET

DOUBLES

3 Sept. 6, 2017 at DET
 2 (14x) Last: Aug. 26, 2020 at STL

TRIPLES

2 May 2, 2019 vs. TB

RBI

6 June 18, 2019 at SEA
 5 (2x) May 7, 2019 at HOU
 4 (2x) Last: Aug. 15, 2020 at MIN-2

RUNS

3 (11x) Last: Aug. 6, 2020 vs. CHC

STOLEN BASES

3 (3x) Last: May 18, 2018 vs. NYY
 2 (10x) Last: Sept. 16, 2020 at DET

HITTING STREAKS

31* Sept. 10, 2018-April 10, 2019
 19 May 13-June 4, 2017
 15 June 29-July 17, 2019
 12 Aug. 12-23, 2018
 June 27-July 10, 2018
 May 6-19, 2018

* - Franchise record

HOME RUN INFORMATION

MULTI-HOMER GAMES (2)

July 23, 2017 vs. CWS (2)
 June 18, 2019 at SEA (2)

GRAND SLAMS (1)

May 7, 2019 at HOU (Valdez)

WALK-OFF (1)

Sept. 1, 2018 vs. BAL (Givens)

PINCH HIT (1)

Aug. 2, 2018 at CWS (Cedeño)

INSIDE THE PARK (2)

July 16, 2019 vs. CWS (Cease)
 Aug. 9, 2019 at DET (E. Jackson)

LEADOFF (9)

July 4, 2017 at SEA (F. Hernández)
 July 25, 2017 at DET (Fulmer)
 Aug. 24, 2017 vs. COL (Márquez)
 July 2, 2018 vs. CLE (Kluber)
 Aug. 26, 2018 vs. CLE (Bieber)
 Sept. 10, 2018 vs. CWS (Giolito)
 Aug. 9, 2019 at DET (E. Jackson)**
 Aug. 11, 2019 at DET (Norris)
 Sept. 12, 2020 vs. PIT (Williams)

**-Inside the Park HR

WALK-OFF INFORMATION

👑 June 23, 2017 vs. Toronto, (double off Grilli; 9th)

👑 July 21, 2017 vs. White Sox, (sac fly off Clippard; 10th)

👑 Sept. 1, 2018 vs. Baltimore, (2-run HR off Givens; 9th)

👑 May 26, 2019 vs. NY Yankees, (single off Holder; 10th)

CAREER FIELDING

POSITION	PCT.	G	TC	PO	A	E	DP
First Base	.988	13	85	78	6	1	11
Second Base	.982	402	1746	673	1042	31	275
Third Base	.909	6	11	1	9	1	2
Outfield	.988	199	415	399	11	5	2

ROYALS .300 HITTERS

Year	Player	Avg.	Year	Player	Avg.	Year	Player	Avg.
1969	None		1985	George Brett	.335	2003	Carlos Beltrán	.307
1970	Lou Piniella	.301	1986	None		2004	None	
1971	Amos Otis	.301	1987	Kevin Seitzer	.323	2005	Mike Sweeney	.300
1972	Lou Piniella	.312		Danny Tartabull	.309	2006	None	
	Richie Scheinblum	.300	1988	George Brett	.306	2007	None	
1973	Amos Otis	.300		Kevin Seitzer	.304	2008	David DeJesus	.307
1974	Hal McRae	.310	1989	None		2009	Billy Butler	.301
1975	George Brett	.308	1990	George Brett	.329		Alberto Callaspo	.300
	Hal McRae	.306	1991	Danny Tartabull	.316	2010	Billy Butler	.318
1976	George Brett	.333	1992	None		2011	Melky Cabrera	.305
	Hal McRae	.332	1993	None			Alex Gordon	.303
1977	George Brett	.312	1994	Wally Joyner	.311	2012	Billy Butler	.313
	Al Cowens	.312		Felix Jose	.303	2013	Eric Hosmer	.302
1978	None		1995	Wally Joyner	.310	2014	Lorenzo Cain	.301
1979	George Brett	.329	1996	Jose Offerman	.303	2015	Lorenzo Cain	.307
	Willie Wilson	.315	1997	None		2016	None	
1980	George Brett	.390	1998	Jose Offerman	.315	2017	Eric Hosmer	.318
	Willie Wilson	.326		Hal Morris	.309		Lorenzo Cain	.300
	John Wathan	.305	1999	Mike Sweeney	.322	2018	Whit Merrifield	.304
1981	George Brett	.314		Joe Randa	.314	2019	Whit Merrifield	.302
	Willie Wilson	.303		Johnny Damon	.307	2020	None*	
1982	Willie Wilson	.332	2000	Mike Sweeney	.333			
	Hal McRae	.308		Johnny Damon	.327			
	George Brett	.301		Jermaine Dye	.321			
1983	Hal McRae	.311		Joe Randa	.304			
	George Brett	.310	2001	Carlos Beltrán	.306			
1984	Hal McRae	.303		Mike Sweeney	.304			
	Willie Wilson	.301	2002	Mike Sweeney	.340			

Based on 502 plate appearances
 * - 186 plate appearances in 2020



MIKE MINOR

#23 • LEFT-HANDED PITCHER

BATS
RIGHT

THROWS
LEFT

HEIGHT
6-4

WEIGHT
210

BORN: DEC. 26, 1987 | CHAPEL HILL, TENN. | OD AGE: 33

SIGNED: MAJOR LEAGUE FREE AGENT, DEC. 1, 2020 | MLB SERVICE: 9 YEARS, 138 DAYS

2020 SEASON

- Acquired by Oakland on Aug. 31 with cash for two players to be named (INF Dustin Harris and OF Marcus Smith) and international slot money.
- Combined to go 1-6 with a 5.56 ERA (35 ER in 56.2 IP) with 62 strikeouts (9.85 K/9), making 12 appearances (11 starts) between Texas and Oakland.
- Finished with a losing record for just the second time in his career (6-12 in 2014).
- Surrendered 11 home runs, which tied for 10th-most in the American League...10 of the 11 homers came to right-handed batters, while seven of the 11 came the first time through the lineup.
- Held opponents to a .230 batting average (50-for-217), which was the second-lowest mark of his career (.204 with KC in 2017)...that included holding the opposition to a .197 mark (15-for-76) in his five appearances (four starts) with Oakland.
- Pitched to a 2.73 ERA (10 ER in 33.0 IP) in innings 1-3... however, he had a 8.75 ERA (23 ER in 23.2 IP) from the fourth inning on.
- Opened the year in the Rangers' starting rotation, but took the loss in each of his first three starts, pitching to a 6.89 ERA (12 ER in 15.2 IP)...suffered five losses in his first six starts, marking the first time he's started a season 0-5...the five-game losing skid was tied for sixth-longest in the Majors in 2020.
- Recorded his 1,000th career strikeout on Aug. 6 at Oakland, fanning Ramón Laureano.
- Tossed 6.0 scoreless innings on Aug. 28 vs. the Dodgers in his final start as a Ranger, but did not earn a decision, despite exiting with a 2-0 lead.
- Made his Oakland debut out of the bullpen, allowing back-to-back homers to Fernando Tatis and Manny Machado on Sept. 4 at San Diego...marked his first relief appearance since Sept. 30, 2017 with KC vs. Arizona.
- Tossed a two-hit shutout in the second game of a doubleheader on Sept. 14 at Seattle, earning a 9-0 win to snap his skid...marked his second career shutout (also, April 16, 2019 vs. LAA).

HONORS AND AWARDS

- 2019 Texas Rangers Pitcher of the Year
- 2019 MLB All-Star
- First MLB save: Sept. 15, 2017 at Cleveland
- First MLB win: Aug. 17, 2010 vs. Washington
- 2010 MiLB.com Organization All-Star
- 2010 XM All-Star Futures Game participant (USA)
- 2009 Arizona Fall League "Rising Star"

CAREER HIGHLIGHTS

- Signed a two-year contract with Kansas City on Dec. 1.
- 2019:** Named a first-time All-Star and earned Rangers Pitcher of the Year honors from the Dallas-Fort Worth chapter of the BBWAA.
- Recorded career highs in wins (14), innings (208.1) and strikeouts (200)...ranked tied for fourth in the AL in innings, sixth in ERA (3.59), seventh in opponent OPS (.704), eighth in opponent batting average (.244) and 10th in WHIP (1.24)...also ranked second in the league, inducing 23 ground ball double plays.
- Ranked 10th in the AL in both strikeouts and K/9 (8.64)...reached 200+ strikeouts for the first time in his career, producing a career-high four games with double-digit K's: April 27 at Seattle (13), May 20 vs. Seattle (11), July 19 at Houston (10) and Aug. 11 at Milwaukee (11).
- Tied for third in the AL with two complete games: April 16 vs. the Angels (5-0) and June 26 at Detroit (4-1)... became the first Ranger in four years to record multiple complete games.
- Led the Majors with eight outings of 8.0+ innings and led the AL with six outings of 7.0+ shutout innings.
- Became just the fifth pitcher in club history to post back-to-back seasons of 28+ starts, an ERA of under 4.20 and a WHIP of less than 1.24...that list includes Hall of Famers Ferguson Jenkins (1974-75), Gaylord Perry (1976-77) and Nolan Ryan (1989-90) as well as Charlie Hough (1985-86).
- Allowed six runs in 4.2 innings on Opening Day (March 28) vs. the Cubs, taking a 12-4 loss...over the next 16 starts (April 3-June 26), went 8-3 with a 2.00 ERA (24 ER in 108.0 IP) and held opponents to a .219 average (84-for-384).
- Recorded his first career shutout, allowing three hits and two walks with seven strikeouts in a 5-0 triumph over the Angels on April 16.
- Named Rangers Pitcher of the Month in June, going 3-0 with a 1.70 ERA (7 ER in 37.0 IP) and a 0.97 WHIP.
- Switched to uniform No. 23 prior to the season, after wearing No. 36 his first year (2018) in Texas.
- 2018:** In his first year with the Rangers, led Texas starters in wins (12), starts (28), innings (157.0), strikeouts (132) and quality starts (13)...marked his most victories since 2013 with Atlanta (13).
- Compiled the ninth-lowest WHIP (1.12) among AL pitchers with at least 150.0 innings.
- Took a perfect game into the seventh inning on June 27 vs. San Diego, retiring the first 16 hitters, before allowing a single to former Royals teammate Eric Hosmer...removed after tossing 7.0 one-hit innings, earning a 5-2 victory.
- Went 6-2 with a 2.97 ERA (19 ER in 57.2 IP) in his 10 starts after the All-Star break...ranked among the AL leaders post-break (min. 10 starts): third in WHIP (0.94), fourth in opponents' batting average (.194), tied for sixth in wins and ninth in ERA.

MIKE MINOR (CONT.)

- Recorded his eighth career extra-base hit, doubling off Rowan Wick on Sept. 16 at San Diego...marked the first extra-base hit by a Rangers pitcher since Yu Darvish (HR) on Aug. 24, 2016.
- 2017:** Led the Royals' staff in relief wins (6) and ranked second in appearances (65) and saves (6) and third in holds (17).
- Tied for seventh among AL relievers in wins and tied for 11th in strikeouts (88)...also ranked seventh in the American League (min. 90 batters faced), holding left-handed batters to a .163 average (15-for-92) with a .196 slugging percentage.
- Made his Royals debut on April 3 at Minnesota for his first Major League outing since Sept. 20, 2014 (926 days in-between)...it was also his first relief appearances since Oct. 1, 2010, snapping a streak of 102-straight starts.
- Named Royals Pitcher of the Month in both May (2-0, 1.13 ERA) and September (1-0, 0.66 ERA, 6 saves).
- Finished the season as KC's closer, earning first six Major League saves in his final six appearances.
- 2016:** Signed with the Kansas City Royals as a Major League free agent on Feb. 19 and spent the entire season on the 60-day Injured List (recovery from left shoulder surgery).
- Made 10 total starts on minor league injury rehab assignments at Northwest Arkansas (AA) and Omaha (AAA).
- 2015:** Opened his final year with Atlanta on the 15-day Injured List and was transferred to the 60-day IL on May 2.
- Had surgery to repair a torn labrum in his left shoulder on May 13 in Los Angeles and missed the entire season.
- 2014:** Began the season on the Injured List (left shoulder tendinitis), before being activated on May 2... made 25 starts between May 2-Sept. 20.
- Among National League left-handed pitchers (min. 100.0 IP), ranked eighth in strikeout-to-walk ratio (2.73) and 10th in K/9 (7.43).
- Shut down for the season after pitching the first inning on Sept. 20 vs. the Mets due to left shoulder soreness.
- 2013:** Led the Braves in starts (32), innings (204.2) and strikeouts (181)...ranked eighth among qualified NL pitchers in strikeout-to-walk ratio (3.93).
- Tied for second in the NL in wins (9), between May 8-Aug. 11, trailing only Pittsburgh's Francisco Lirio (12)...went 9-3 with a 2.74 ERA (36 ER in 118.1 IP) with 118 strikeouts in that span.
- Hit his first Major League home run on May 25 at Citi Field off former Royal Dillon Gee.
- Recorded his first complete game, taking a 3-1 loss at the White Sox on July 21, allowing two earned runs on five hits and two walks over 8.0 innings, with eight strikeouts.
- 2012:** Led Atlanta in innings (179.1) and ranked second in starts (30) and strikeouts (145).
- Went 6-4 with a 2.16 ERA (21 ER in 87.1 IP) in 14 starts after the All-Star break, including a 4-0 record and a 0.87 ERA (3 ER in 31.0 IP) in his five September starts.
- Tied for fifth in the National League, surrendering 26 home runs.
- 2011:** Made 15 starts over four stints with Atlanta (April 3-8; May 25-June 1; June 11-22; Aug. 6-end of the season).
- 2010:** Made his Major League debut on Aug. 9 at Houston and started eight games (nine appearances) over the final eight weeks of the season.
- Earned his first big league victory on Aug. 17 vs. Washington, allowing two runs on five hits and two walks over 6.0 innings, in a 10-2 triumph.
- Set a Braves rookie record with 12 strikeouts in his third start, Aug. 22 at Wrigley Field, matching the second-most strikeouts in a game by a Major League rookie in 2010...trailed only Washington's Stephen Strasburg, who had 14 vs. Pittsburgh on June 8.
- Entered the season as the No. 4 prospect in Atlanta's minor league system, according to *Baseball America*.

POSTSEASON HIGHLIGHTS

- 2020:** Made three relief appearances for Oakland vs. Houston in the American League Division Series, including 2.0 scoreless frames in Game 2.
- Allowed a pair of inherited runs to score in Game 4, surrendering two hits and a walk in 0.2 inning.
- 2013:** Earned the win in Game 2 of the NLDS vs. the Dodgers in Atlanta's only victory of the series... allowed one run over 6.1 innings with one walk and four strikeouts in a 4-3 triumph.

MISC NOTES

- Full name is **Michael David Minor**...resides in Knoxville, Tennessee, during the offseason, with his wife, Kristen and daughters, Stella, Ava and Josie.
- Attended Vanderbilt University, where he was named preseason All-America as well as a National and SEC Pitcher of the Year candidate in 2009...tabbed a Freshman All-American by *Baseball America*, *Collegiate Baseball News* and *Rivals.com* in 2007, after going 9-1 with a 3.09 ERA in 19 appearances (14 starts)...finished his collegiate career with a 22-10 record in 51 games (45 starts).
- Pitched for the USA Baseball College National Team in 2007 and 2008...posted an 8-2 record and a 1.17 ERA with 17 walks and 74 strikeouts in 69.0 innings in international competition.
- Selected by the Tampa Bay Rays in the 13th round of the 2006 First-Year Player Draft, but opted to attend Vanderbilt.
- Graduated from Forrest School in Chapel Hill, Tennessee, in 2006 and has donated funds to the school.

CAREER TRANSACTIONS

- 2006 Selected by the Tampa Bay Rays in the 13th round of the First-Year Player Draft...did not sign
- 2009 Selected by the Atlanta Braves in the first round (7th overall) of the First-Year Player Draft...signed by Brian Bridges
- 2014 Placed on the 15-day Injured List (left shoulder tendinitis), March 23...reinstated May 1
- 2015 Placed on the 15-day Injured List (left rotator cuff inflammation), April 3...transferred to the 60-day IL, May 2...reinstated Nov. 4
- 2016 Signed by the Kansas City Royals as a Major League free agent, Feb. 19
Placed on the 60-day Injured List (recovery from left shoulder surgery), March 15...reinstated Nov. 4
- 2017 Signed by the Texas Rangers as a Major League free agent, Dec. 7
- 2020 Acquired by the Oakland Athletics with cash for future considerations, Aug. 31
Signed by the Kansas City Royals as a Major League free agent, Dec. 1

MIKE MINOR (CONT.)

CAREER PITCHING

YEAR	CLUB	W-L	ERA	G	GS	CG	SHO	SV	IP	H	R	ER	HR	HB	BB	SO	WP	BK	AVG
2009	Rome	0-1	0.64	4	4	0	0	0	14.0	10	1	1	0	0	0	17	0	0	.208
2010	Mississippi	2-6	4.03	15	15	0	0	0	87.0	74	48	39	8	1	34	109	2	1	.233
	Gwinnett	4-1	1.89	6	6	0	0	0	33.1	19	7	7	1	0	12	37	0	0	.171
	ATLANTA	3-2	5.98	9	8	0	0	0	40.2	53	28	27	6	1	11	43	0	0	.314
2011	ATLANTA	5-3	4.14	15	15	0	0	0	82.2	93	39	38	7	1	30	77	2	0	.285
	Gwinnett	4-5	3.13	16	16	0	0	0	100.2	93	43	35	12	2	27	99	1	0	.246
2012	ATLANTA	11-10	4.12	30	30	0	0	0	179.1	151	88	82	26	5	56	145	3	0	.232
2013	ATLANTA	13-9	3.21	32	32	1	0	0	204.2	177	79	73	22	1	46	181	5	0	.232
2014	Mississippi@	0-2	8.00	2	2	0	0	0	9.0	14	8	8	5	0	0	7	0	0	.359
	Gwinnett@	2-0	3.24	2	1	0	0	0	8.1	5	5	3	1	1	3	8	0	0	.172
	Rome@	0-0	0.00	1	1	0	0	0	5.0	1	0	0	0	0	1	4	0	0	.063
	ATLANTA	6-12	4.77	25	25	0	0	0	145.1	165	77	77	21	6	44	120	5	0	.285
2015	ATLANTA	Injured - Did not pitch																	
2016	Northwest Arkansas@	0-0	3.52	2	2	0	0	0	7.2	5	5	3	1	0	5	12	0	0	.185
	Omaha@	0-4	6.23	8	8	0	0	0	34.2	38	25	24	7	0	17	33	4	0	.286
2017	KANSAS CITY	6-6	2.55	65	0	0	0	6	77.2	57	23	22	5	1	22	88	5	0	.204
2018	TEXAS	12-8	4.18	28	28	0	0	0	157.0	138	76	73	25	8	38	132	3	1	.235
2019	TEXAS	14-10	3.59	32	32	2	1	0	208.1	190	86	83	30	7	68	200	2	0	.244
2020	TEXAS	0-5	5.60	7	7	0	0	0	35.1	35	23	22	7	0	13	35	0	0	.248
	OAKLAND	1-1	5.48	5	4	1	1	0	21.1	15	13	13	4	1	7	27	0	0	.197
Minor League Totals		12-19	3.60	56	55	0	0	0	299.2	259	142	120	35	4	99	326	7	1	.236
Major League Totals		71-66	3.98	248	181	4	2	6	1152.1	1074	532	510	153	31	335	1048	25	1	.247

@ - Minor League injury rehab

CAREER BATTING/FIELDING

	AVG.	AB	H	HR	RBI	POSITION	PCT.	G	TC	PO	A	E	DP
MLB Totals	.119	210	25	2	10	Pitcher	.981	248	158	29	126	3	4

ALL-STAR PITCHING

YEAR	CLUB	SITE	W-L	ERA	G	GS	CG	SHO	SV	IP	H	R	ER	HR	HB	BB	SO	AVG	
2019	American League	CLE	Selected - Did not pitch																
All-Star Game Totals																			

POSTSEASON PITCHING

YEAR	SERIES	VS. OPP.	W-L	ERA	G	GS	CG	SHO	SV	IP	H	R	ER	HR	HB	BB	SO	AVG	
2013	Division Series	vs. LAD	1-0	1.42	1	1	0	0	0	6.1	8	1	1	0	0	1	5	.333	
2020	Wild Card	vs. CWS	Did not pitch																
2020	Division Series	vs. HOU	0-0	0.00	3	0	0	0	0	3.2	2	0	0	0	0	1	2	.182	
Postseason Totals			1-0	0.90	4	1	0	0	0	10.0	10	1	1	0	0	2	7	.286	

SINGLE GAME BESTS

STRIKEOUTS (STARTER)

13 April 27, 2019 at SEA
 12 Aug. 22, 2010 at CHC
 11 (3x) Last: Aug. 11, 2019 at MIL
 10 (3x) Last: July 19, 2019 at HOU

STRIKEOUTS (RELIEVER)

4 May 9, 2017 at TB
 July 1, 2017 vs. MIN
 Aug. 19, 2017 vs. CLE
 3 (6x) Last: Sept. 15, 2017 at CLE

INNINGS PITCHED (STARTER)

9.0 April 16, 2019 vs. LAA (CG)
 June 26, 2019 at DET (CG)
 8.2 Sept. 26, 2019 vs. BOS
 8.0 (8x) Last: Sept. 8, 2019 at BAL

INNINGS PITCHED (RELIEVER)

3.0 April 20, 2017 at TEX
 2.2 (2x) Last: May 9, 2017 at TB
 2.1 (2x) Last: Aug. 19, 2017 vs. CLE
 2.0 (5x) Last: Sept. 12, 2017 at CWS

WINNING STREAK

7 Aug. 25, 2012-April 10, 2013
 5 May 21-July 5, 2017
 June 21-Sept. 8, 2011
 May 8-June 9, 2013

COMPLETE GAMES (4)

July 21, 2013 at Chicago White Sox (8.0)
 April 16, 2019 vs. LA Angels (9.0)
 June 26, 2019 at Detroit (9.0)
 Sept. 14, 2020 at Seattle-2 (SHO, 7.0)

ADALBERTO MONDESI



ADALBERTO MONDESI

#27 • INFILDER

BATS
SWITCH

THROWS
RIGHT

HEIGHT
6-1

WEIGHT
200

BORN: JULY 27, 1995 | LOS ANGELES, CALIF. | OD AGE: 25

SIGNED: INTERNATIONAL FREE AGENT, JULY 27, 2011 | MLB SERVICE: 3 YEARS, 88 DAYS

2020 SEASON

- Started 59 games and played 497.0 of 517.0 innings (96.1%), third most among shortstops behind Dansby Swanson (513.1) and Francisco Lindor (508.0).
- Led the Majors with 24 stolen bases, which were eight more than Jonathan Villar (16), who ranked second...recorded 16 of his steals from Sept. 4 to the end of the season, which were the most by a Royal in a calendar month since Whit Merrifield (16) in September 2018.
- After starting the season hitting .179 (24-for-134) with six extra-base hits and three RBI through 37 games—including an 0-for-22 skid from Aug. 28-Sept. 3—he hit .376 (23-for-85) with 22 runs scored, 14 extra-base hits, 19 RBI, 16 stolen bases and a 1.130 OPS over his last 22 games (Sept. 4-27).
- Tied for second in the American League with three triples, trailing only Kyle Tucker's six.
- Led the Majors with 15 infield hits, including six bunt hits, which ranked third.
- Named American League Player of the Week for the last week of the regular season from Sept. 21-27, in which he led the Majors in runs (10), hits (16), steals (5), batting average (.615), on-base percentage (.655), slugging pct. (1.154) and OPS (1.809), and tied for the AL lead with eight extra-base hits.
- Named Royals Player of the Month for September, slashing .356/.408/.667 (32-for-90), leading the team in runs (22), hits, extra-base hits (14), RBI (20, tied), on-base percentage and steals (16) to mark his second Player of the Month award and first since September 2018...became the eighth player in Major League history to record at least 14 extra-base hits and 16 steals in a calendar month and first since 2007 (José Reyes).
- Tied a team record by reaching base in 11-straight plate appearances from Sept. 24-26, matching Joe Randa (June 8-12, 1999), Steve Braun (Aug. 7-17, 1978) and Amos Otis (April 30-May 2, 1970)...he recorded a hit in nine-straight at-bats during that streak, one shy of matching Randa's club record.
- Hit .321/.345/.698 (17-for-53) batting right handed and .235/.278/.325 (39-for-166) as a lefty, but had the same total of extra-base hits from each side.
- His .330 (34-for-103) average at home ranked third in the AL behind DJ LeMahieu (.423) and Mike Trout (.344).
- Tied for third in the American League (min. 30 at-bats), batting .378 (14-for-37) when leading off an inning, trailing only Josh Reddick (.447) and Pat Valaika (.400)...recorded a .378/.425/.595 slashline leading off an inning.
- Recorded five games with two steals: Aug. 8 vs. Minnesota, Sept. 4 vs. the White Sox, Sept. 11 vs. Pittsburgh and Sept. 24 and 25 vs. Detroit.
- Hit his first home run of the season on Sept. 7 in Cleveland, a solo shot in the seventh inning off Zach Plesac, which snapped a 192-at bat drought that dated back to Sept. 11, 2019...his home run measured 458 feet according to StatCast, the longest of his career and longest by a Royal in 2020.
- Recorded his 100th career stolen base on Sept. 7 at Cleveland in his 290th career game, becoming the second-fastest Royal to reach 100 steals, trailing only Willie Wilson, who reached the century mark in his 250th career game (*Elias*)...finished the season with 113 career steals in 308 games.
- Became the second player since 1900 to record a home run and a stolen base in three straight games, doing so from Sept. 10-12 at Cleveland and vs. Pittsburgh...he joined Bobby Abreu, who did it May 12-15, 2004 with Philadelphia (*Elias*)...he's recorded 12 such games since 2018—including a Majors-most four in 2020—which rank second in the Majors during that time, trailing Christian Yelich (15)...his 13 career games with a homer and a steal are tied with Bo Jackson for fourth in Royals history behind Carlos Beltrán (25), Amos Otis (21) and George Brett (16).
- Hit safely in a career-high nine-straight games from Sept. 4-12, slashing .343/.395/.714 (12-for-35) with four homers and 11 RBI...his hitting streak came on the heels of a season-worst 0-for-22 skid from Aug. 28-Sept. 3.
- Had multiple hits and an RBI in his final five games from Sept. 23-27, matching the club record, which had been done six times previously and most recently by Eric Hosmer (May 27-31, 2016)...it tied for the second-longest streak in the Majors in 2020, behind Jared Walsh (6).
- Had 12 hits in his final 14 at-bats during a four-game series with Detroit from Sept. 24-27, joining George Brett (Sept. 12-14, 1975 vs. California) as the only Royals with at least 12 hits in a four-game series, becoming the first American League player to do that since Joe Mauer (Aug. 1-4, 2016).
- Matched the club record with multiple extra-base hits in three consecutive games from Sept. 25-27, marking the eighth time it had been accomplished, with the last time, May 1-4, 2005 by Mike Sweeney...Mondesi also homered in his last two games (Sept. 26-27).

HONORS AND AWARDS

- 2018 Joe Burke Special Achievement Award
- 2017 MiLB.com Organization All-Star
- 2017 Pacific Coast League midseason All-Star
- **First MLB home run:** Aug. 16, 2016 at Detroit, solo shot off Justin Verlander
- **First MLB hit:** July 27, 2016 vs. Los Angeles Angels, single off Matt Shoemaker
- 2015 World Series Champion (Kansas City)
- 2015 SiriusXM All-Star Futures Game selection (World)
- 2015 Texas League midseason All-Star
- 2014 Arizona Fall League "Rising Star"

CAREER HIGHLIGHTS

- 👑 Over the last three seasons (2018-20), his 99 stolen bases are eight more than any other Major League player.
- 👑 Recorded 23 career multi-steal games, which are fourth-most in the Majors since 2016, trailing only Billy Hamilton (38), Trea Turner (26) and Jonathan Villar (25).
- 👑 His 16 triples over the last three seasons (since 2018) are tied for third most in the American League with teammate Hunter Dozier, trailing only Kevin Kiermaier and Mallex Smith (19 each).
- 👑 **2019:** Set career highs in games (102), runs (58), hits (109), doubles (20), triples (10), RBI (62) and stolen bases (43).
- 👑 His 10 triples in just 102 games matched teammates Hunter Dozier and Whit Merrifield, and Arizona's Eduardo Escobar for the Major League lead...became the first American League player to record as many as 10 triples in 102 games or fewer since Glenn McQuillen (12 triples in 100 games) of the 1942 St. Louis Browns.
- 👑 Recorded 43 steals in 102 games, ranking second in the Majors, trailing only Mallex Smith (46 steals in 134 games).
- 👑 Became the first American League shortstop to record at least 10 triples, 40 stolen bases and 60 RBI in a season.
- 👑 Had two stints on the Injured List: June 20-July 1 (right groin discomfort) and July 17-Aug. 30 (left shoulder subluxation)...reinstated on Sept. 1, but aggravated the shoulder injury on Sept. 22, and did not play in the team's final five games...had a left shoulder procedure, performed by Dr. Keith Meister in Arlington, Texas, on Oct. 3.
- 👑 In his first game back from his second IL stint on Sept. 1, matched career highs with four hits and three steals, becoming the second Royal with multiple career games of four hits and three steals (also Aug. 14, 2018 vs. Toronto), joining Amos Otis...he is the only active player with two such games, and he owns the last two such games in the Majors.
- 👑 In 71 games prior to his first stint on the IL, his 27 steals led the Majors, nine more than Mallex Smith...prior to his second stint on the IL, his 31 steals were five more than Smith for most in the Majors.
- 👑 Had two triples on Opening Day vs. the White Sox, becoming the ninth player since 1908 to record two triples on Opening Day and first since Justin Maxwell (2013) with Houston.
- 👑 Hit his first career inside-the-park home run on April 2 vs. Minnesota to break a 3-3 tie in the eighth inning and snap Taylor Rogers' scoreless-innings streak at 281, which was the longest active run in the Majors at the time.
- 👑 Matched a career high with four RBI on April 24 at Tampa Bay, including a three-run home run.
- 👑 **2018:** Named Joe Burke Special Achievement Award winner by the Kansas City chapter of the BBWAA.
- 👑 Became the first player in Major League history to record at least 14 home runs and 32 steals in 75 games or fewer...also one of three AL players since 1900 to record at least 32 thefts in 75 games or fewer, joining Alex Cole (40 in 1990) and Coco Crisp (32 in 2010).
- 👑 Started the season on the Injured List due to right shoulder impingement syndrome...made his season debut on April 30 with Omaha (AAA)...recalled on June 17 and spent the rest of the season with Kansas City.
- 👑 Started at shortstop on June 22 at Houston, becoming the first Royal other than Alcides Escobar to start at the position since Sept. 25, 2015 (Christian Colón), snapping Escobar's streak of 407 consecutive starts at shortstop.
- 👑 Had a career-high four RBI on July 10 at Minnesota, including a three-run HR, becoming the first Royals shortstop other than Alcides Escobar to HR since Yuniesky Betancourt on June 6, 2012.
- 👑 Of his 14 HR, 13 came as a shortstop, fourth most in club history behind: Jay Bell (21 in 1997), Angel Berroa (17 in 2003) and Yuniesky Betancourt (16 in 2010).
- 👑 Successful on 32 of his 39 stolen bases attempts (82.1%)...only three players had a better rate and more attempts.
- 👑 Had 27 steals after the All-Star break, one behind teammate Whit Merrifield for the Majors lead.
- 👑 Over his last 30 games, hit .312/.351/.624 (39-for-125) with 25 runs, 17 extra-base hits (10 HR), 22 RBI and 16 SB...during that time, he ranked among the American League leaders in: homers (tied for 2nd), stolen bases (tied for 2nd), runs (tied for 4th), hits (tied for 4th) and extra-base hits (tied for 6th).
- 👑 Named Royals Player of the Month for September, batting .282/.322/.564 (31-for-110) with 20 runs, eight HR, 17 RBI and 14 stolen bases in 26 games...his combination of 8+ homers and 14+ steals had been matched in a calendar month by only two others since 1913: Carlos Beltrán (10 HR, 16 SB) in August 2004 and Joe Morgan (8 HR, 15 SB) in August 1976.
- 👑 Recorded a homer and stolen base in the same game six times, five of which came in September...the Major League leader for the entire season was Mike Trout, who had seven such games.
- 👑 **2017:** Made his first Opening Day roster, but spent a majority of the season with Omaha (AAA) after being optioned on April 21...had three stints in the Majors.
- 👑 Opened the year as the starting second baseman, but hit .109 (4-for-39) over his first 14 games...returned to the big leagues on Sept. 1 and went 5-for-11 (.455).
- 👑 Hit his lone home run on April 12, a solo shot off Oakland's Frankie Montas in the ninth inning.
- 👑 Struck out 22 times in just 53 at-bats (41.5%) at the Major League level.
- 👑 Tied for 10th in the Pacific Coast League in triples (8) and ranked eighth in steals (21).
- 👑 Selected to the PCL All-Star team after batting .316/.346/.544 (75-for-237) before the break.
- 👑 **2016:** Made his regular-season debut on July 26 and played in 47 games over the final 10 weeks of the season...made 40 starts at second base and also played in seven games at shortstop.
- 👑 Among AL rookies, ranked fourth in stolen bases (9) and tied for sixth in triples (3)...also tied for eighth among all AL players in sacrifices (6) and bunt hits (5).
- 👑 Recorded his first Major League hit on his 21st birthday (July 27), a bunt single off Angels' pitcher Matt Shoemaker...became the first Royals player to record his first MLB hit on his birthday...also collected his first RBI later in the same game.
- 👑 Hit his first home run - a solo shot off Justin Verlander - on Aug. 16 in Detroit...at 21 years, 20 days, he became the fifth-youngest Royal to hit his first Major League home run, trailing: Buck Martinez (20 years, 233 days), George Brett (20 years, 358 days), Jamie Quirk (20 years, 333 days) and Clint Hurdle (20 years, 50 days).
- 👑 Played in 52 games in the minor leagues between Omaha, Northwest Arkansas (AA) and Wilmington (A)...served a 50-game suspension (May 10-July 4) for violating MLB's Joint Drug Prevention and Treatment Program.
- 👑 Entered the 2016 season as the top prospect in the Royals' organization according to *Baseball America*...also held that title in 2015.
- 👑 **2015:** Spent the entire season at Northwest Arkansas, where he tied for fifth in the Texas League in triples (5) and tied for ninth in stolen bases (19).
- 👑 Participated in the SiriusXM All-Star Futures Game at Great American Ballpark in Cincinnati, going 1-for-2 for the World Team.
- 👑 **2014:** Led the Carolina League (A) in triples (12), which also tied for seventh among all minor league players.
- 👑 Named a 'Rising Star' in the Arizona Fall League following the season...hit .233 with six doubles and five steals for the Peoria Javelinas.
- 👑 **2013:** Selected as Lexington (A) Player of the Year as well as a South Atlantic League All-Star...tied for eighth in the league in triples (7) and tied for 15th in steals (24)...also ranked fifth in at-bats (482), while appearing in 125 games.

ADALBERTO MONDESI (CONT.)

POSTSEASON HIGHLIGHTS

👑 **2015:** Made his Major League debut in Game 3 of the World Series, pinch hitting for pitcher Yordano Ventura...struck out in his only plate appearance.

👑 Became the first player in big league history to make his debut during the World Series.

MISC NOTES

👑 Full name is **Raúl Adalberto Mondesi**...resides in San Cristobal, Dominican Republic, with his daughter, Kelly.

👑 Son of 1994 National League Rookie of the Year, Raúl Mondesi, who played in 13 Major League seasons with the Dodgers (1993-99), Toronto (2000-02),

the Yankees (2002-03), Arizona (2003), Pittsburgh (2004), the Angels (2004) and Atlanta (2005).

👑 Older brother, Raúl Jr., played in the Milwaukee Brewers' and Tampa Bay Rays' organizations...younger brother, Paul, is a catcher in the Royals' minor league system.

CAREER BATTING

YEAR	CLUB	AVG	G	AB	R	H	2B	3B	HR	RBI	SAC	SF	HBP	BB	SO	SB	CS	OBP	SLG	E
2012	Idaho Falls	.290	50	207	35	60	7	2	3	30	1	4	1	19	65	11	2	.346	.386	23
2013	Lexington	.261	125	482	61	126	13	7	7	47	15	3	2	34	118	24	10	.311	.361	30
2014	Wilmington	.211	110	435	54	92	14	*12	8	33	8	2	3	24	122	17	4	.256	.354	16
2015	Northwest Arkansas	.243	81	304	36	74	11	5	6	33	12	5	0	17	88	19	6	.279	.372	15
2016	Northwest Arkansas	.259	29	116	20	30	5	1	5	17	1	1	0	13	30	17	1	.331	.448	5
	Wilmington@	.243	9	37	5	9	2	1	1	4	0	0	0	2	11	2	0	.282	.432	0
	Omaha	.304	14	56	9	17	2	4	1	9	3	0	0	2	19	5	0	.328	.536	1
2017	KANSAS CITY	.185	47	135	16	25	1	3	2	13	6	0	2	6	48	9	1	.231	.281	4
	Omaha	.170	25	53	4	9	1	0	1	3	4	0	0	3	22	5	2	.214	.245	1
2018	Omaha	.305	85	321	52	98	20	8	13	52	10	6	2	18	86	21	3	.340	.539	13
	Northwest Arkansas	.250	29	120	19	30	8	3	5	21	4	1	0	8	30	10	0	.295	.422	2
	KANSAS CITY	.276	75	275	47	76	13	3	14	37	3	1	1	11	77	32	7	.306	.498	7
2019	KANSAS CITY	.263	102	415	58	109	20	+10	9	62	3	6	0	19	132	43	7	.291	.424	7
	Northwest Arkansas@	.222	2	9	0	2	1	0	0	0	0	0	0	0	4	1	0	.222	.333	1
	Omaha@	.242	9	33	5	8	1	1	1	3	0	0	0	4	13	2	1	.324	.424	0
2020	KANSAS CITY	.256	59	219	33	56	11	3	6	22	2	0	1	11	70	*24	8	.294	.416	4
Minor League Totals		.258	543	2120	296	546	84	44	50	249	54	22	8	141	586	129	27	.303	.409	106
Major League Totals		.251	308	1097	158	275	46	19	32	137	18	7	4	50	349	113	25	.284	.415	23

* - Led league, + - Tied for league lead

CAREER TRANSACTIONS

- 2011 Signed by the Kansas City Royals as an international free agent, July 27...signed by Edis Perez
- 2016 Suspended 50 games by MLB for violating the Joint Drug Prevention & Treatment Program, May 10...reinstated July 4
- 2018 Placed on the 10-day Injured List (right shoulder impingement syndrome), March 29...reinstated April 30
- 2019 Placed on the 10-day Injured List (right groin discomfort), June 20...reinstated July 2
Placed on the 10-day Injured List (left shoulder subluxation), July 17...reinstated Sept. 1

POSTSEASON BATTING

YEAR	SERIES	VS. OPP.	AVG	G	AB	R	H	2B	3B	HR	RBI	SH	SF	HP	BB	SO	SB	CS	E
2015	World Series	vs. NYM	.000	1	1	0	0	0	0	0	0	0	0	0	0	1	0	0	0
Postseason Totals			.000	1	1	0	0	0	0	0	0	0	0	0	0	1	0	0	0

SINGLE GAME BESTS

HITS

4 (4x) Last: Sept. 24, 2020 vs. DET

DOUBLES

2 Aug. 14, 2018 vs. TOR

TRIPLES

2 March 28, 2019 vs. CWS

RBI

4 (3x) Last: April 24, 2019 at TB

RUNS

3 (5x) Last: Sept. 23, 2020 vs. STL

STOLEN BASES

3 Aug. 14, 2018 vs. TOR
Sept. 1, 2019 vs. BAL
2 (2lx) Last: Sept. 25, 2020 vs. DET

HITTING STREAKS

9 Sept. 4-12, 2020
8 July 10-28, 2018
May 18-27, 2019
7 (3x) Last: Sept. 21-27, 2020

HOME RUN INFORMATION

INSIDE THE PARK (1)

April 2, 2019 vs. Minnesota (Rogers)

CAREER FIELDING

POSITION	PCT.	G	TC	PO	A	E	DP
Second Base	.989	68	277	118	156	3	43
Shortstop	.979	236	975	342	613	20	141

JAKE NEWBERRY



JAKE NEWBERRY

#68 • RIGHT-HANDED PITCHER

BATS
RIGHT

THROWS
RIGHT

HEIGHT
6-2

WEIGHT
200

BORN: NOV. 20, 1994 | SAN DIEGO, CALIF. | OD AGE: 26

SELECTED: 37TH ROUND, 2012 MLB DRAFT | MLB SERVICE: 1 YEAR, 151 DAYS

2020 SEASON

- ✪ Made 20 appearances out of the bullpen, pitching to a 4.09 ERA and a 9.82 K/9 rate (24 K in 22.0 IP).
- ✪ Allowed one hit or fewer in 15 of his 20 appearances, including 10 hitless outings.
- ✪ Touched up for seven runs (six earned) in 6.0 innings vs. the White Sox (.375 batting average)...posted a 2.25 ERA (4 ER in 16.0 IP) and a .204 opponents' average (11-for-54) against all other opponents.
- ✪ Lone victory came against the White Sox, on Aug. 29 in Chicago, when he pitched a scoreless sixth inning ahead of a five-run KC rally in the seventh.
- ✪ Had a 1.54 ERA (2 ER in 11.2 IP) through his first 11 outings (through Aug. 30), but surrendered five runs in 0.1 innings on Sept. 3 vs. the White Sox and three runs in 1.1 innings at Milwaukee on Sept. 18.
- ✪ Recorded his first career save on Sept. 24 vs. Detroit, recording the last four outs of an 8-7 triumph...after allowing an RBI single to Willi Castro in the eighth, retired the next four hitters.
- ✪ Matched a career-high with four strikeouts on Sept. 26 vs. Detroit.

HONORS AND AWARDS

- First MLB save: Sept. 24, 2020 vs. Detroit
- 2018 MiLB.com Organization All-Star
- First MLB win: Sept. 1, 2018 vs. Baltimore
- Two-time Texas League midseason All-Star (2017-18)

CAREER HIGHLIGHTS

- ✪ Has made 61 Major League appearances without suffering a loss, which is the fourth-longest to start a Royals career behind Peter Moylan (129 games) from 2016-17, Ron Mahay (89) from 2008-09 and Matt Whisenant (81) from 1997-98.
- ✪ **2019:** Pitched in 27 games with the Royals across five big league stints, going 1-0 with a 3.77 ERA (13 ER in 31.0 IP).
- ✪ Missed nearly three weeks of action, being placed on the Injured List (right shoulder inflammation) on Aug. 22...reinstated on Sept. 10.
- ✪ Held right-handed batters to a .174 average (12-for-69), which ranked fifth among AL relievers (min. 70 RHB faced).
- ✪ Between May 12-Aug. 17, he pitched to a 0.68 ERA (1 ER in 13.1 IP) and held opponents to a .188 average (9-for-48), spanning 13 appearances at the big league level.
- ✪ Earned his lone victory on July 12 vs. Detroit, tossing a scoreless seventh inning ahead of KC taking the lead in the bottom of the inning.
- ✪ Made 22 appearances with Omaha (AAA), going 2-2 with a 3.86 ERA (12 ER in 28.0 IP), collecting 30 strikeouts (9.64 K/9).
- ✪ **2018:** Made a career-high 55 appearances between Northwest Arkansas (AA), Omaha (AAA) and Kansas City, and combined to go 7-0 with 15 saves and a 2.29 ERA (16 ER in 63 IP).
- ✪ Named Northwest Arkansas Pitcher of the Year...started the season with the Naturals and went 2-0 with 12 saves, a 2.12 ERA (7 ER in 29.2 IP) and 37 strikeouts (11.2 K/9) in 25 appearances.
- ✪ Made his Major League debut on Aug. 20 in Tampa Bay, becoming the Royals' lowest-round draft pick to debut with the club since Jarrod Dyson (50th round) debuted in 2010.
- ✪ Recorded a scoreless ninth inning on Sept. 1 vs. Baltimore, ahead of Whit Merrifield's walk-off HR in the bottom half, to earn his first Major League win.
- ✪ Pitched a scoreless 10th inning on Sept. 10 vs. the White Sox, to earn his second win.
- ✪ Held opponents scoreless in 11 of his first 13 Major League outings, in which he had a 2.13 ERA (3 ER in 12.2 IP) and .200 opponents' average (9-for-45).
- ✪ **2017:** Led Royals farmhands with 15 saves, third most in the Texas League, despite being promoted to Omaha (AAA) on Aug. 8.
- ✪ Named a Texas League midseason All-Star...went 4-2 with a 2.13 ERA (12 ER in 50.2 IP) in 36 appearances with the Naturals.
- ✪ **2016:** Ranked among Carolina League relief leaders in BB/9 (2.37, 3rd) and opponents' average (.224, 4th).
- ✪ **2014:** Ranked among Pioneer League leaders in wins (6, tied for 2nd), WHIP (1.41, 6th), ERA (4.50, 8th), strikeouts (65, 8th) and innings (68.0, 10th).

MISC NOTES

- ✪ Full name is **Christopher Jake Newberry**...resides in Scottsdale, Arizona, with his wife, Tiffany.
- ✪ Graduated from Mira Mesa HS (Calif.) in 2012, where he went 7-1 with a 1.08 ERA in 58.1 innings as a senior, and hit .408 at the plate.
- ✪ Met with children at Kauffman Stadium as part of the Dream Factory program.
- ✪ Lists golf and dinner dates with his wife as his favorite offseason hobbies.

JAKE NEWBERRY (CONT.)

CAREER PITCHING

YEAR	CLUB	W-L	ERA	G	GS	CG	SHO	SV	IP	H	R	ER	HR	HB	BB	SO	WP	BK	AVG
2012	Surprise	1-0	2.81	11	0	0	0	0	16.0	13	6	5	1	0	8	12	2	0	.232
2013	Burlington	1-1	2.68	11	6	0	0	1	47.0	39	19	14	3	0	24	50	9	0	.223
2014	Idaho Falls	6-4	4.50	13	10	1	0	0	68.0	74	37	34	3	4	22	65	5	0	.286
2015	Lexington	4-2	5.04	35	0	0	0	8	60.2	66	38	34	4	1	18	55	2	1	.277
2016	Lexington	0-0	0.00	6	0	0	0	0	9.2	7	4	0	0	0	2	11	1	0	.179
	Wilmington	3-2	3.00	29	0	0	0	3	57.0	48	22	19	4	2	16	51	5	1	.224
2017	Northwest Arkansas	4-2	2.13	36	0	0	0	15	50.2	45	17	12	3	0	19	33	3	1	.237
	Omaha	2-2	4.76	7	0	0	0	0	11.1	10	7	6	1	0	7	11	2	0	.213
2018	Northwest Arkansas	2-0	2.12	25	0	0	0	12	29.2	29	7	7	2	0	8	37	0	0	.254
	Omaha	3-0	0.90	16	0	0	0	3	20.0	13	3	2	1	1	6	16	0	0	.191
	KANSAS CITY	2-0	4.73	14	0	0	0	0	13.1	13	8	7	3	0	9	11	1	0	.255
2019	Omaha	2-2	3.86	22	0	0	0	0	28.0	29	13	12	3	0	14	30	3	1	.271
	KANSAS CITY	1-0	3.77	27	0	0	0	0	31.0	29	13	13	7	1	16	29	0	0	.248
2020	KANSAS CITY	1-0	4.09	20	0	0	0	1	22.0	20	12	10	3	2	12	24	3	0	.256
Minor League Totals		28-15	3.28	211	16	1	0	42	398.0	373	173	145	25	8	144	371	32	4	.248
Major League Totals		4-0	4.07	61	0	0	0	1	66.1	62	33	30	13	3	37	64	4	0	.252

CAREER TRANSACTIONS

2012 Selected by the Kansas City Royals in the 37th round of the First-Year Player Draft...signed by Scott Groot
 2019 Placed on the 10-day Injured List (right shoulder inflammation), Aug. 22...reinstated Sept. 10

CAREER BATTING/FIELDING

	AVG.	AB	H	HR	RBI	POSITION	PCT.	G	TC	PO	A	E	DP
MLB Totals	.000	0	0	0	0	Pitcher	.857	61	7	1	5	1	1

SINGLE GAME BESTS

STRIKEOUTS

4 April 16, 2019 at CWS
 Sept. 26, 2020 vs. DET
 3 (2x) Last: Sept. 18, 2020 at MIL

INNINGS PITCHED

3.0 April 23, 2019 at TB
 2.2 May 8, 2019 at HOU
 2.1 (2x) Last: Aug. 22, 2020 vs. MIN

WINNING STREAK

4 Sept. 1, 2018-Aug. 29, 2020

ROYALS YEARLY/AVERAGE ATTENDANCE

Year	Attendance	Dates	Average	Year	Attendance	Dates	Average
1969*	902,183	73	12,359	1998	1,494,875	79	18,922
1970*	693,047	72	9,626	1999	1,506,068	78	19,309
1971*	910,784	72	12,650	2000	1,677,915	81	20,715
1972*	707,656	69	10,256	2001	1,536,371	81	18,967
1973	1,345,341	74	18,180	2002	1,323,034	77	17,182
1974	1,173,292	78	15,042	2003	1,774,535	78	22,750
1975	1,151,836	77	14,959	2004	1,661,482	79	21,031
1976	1,680,265	78	21,542	2005	1,371,181	79	17,357
1977	1,852,603	76	24,376	2006	1,372,638	80	17,158
1978	2,255,493	80	28,194	2007	1,616,867	81	19,961
1979	2,261,845	79	28,631	2008	1,578,922	79	19,986
1980	2,288,714	81	28,256	2009	1,797,887	80	22,474
1981	1,279,403	47	27,221	2010	1,615,326	80	20,192
1982	2,284,464	80	28,556	2011	1,724,370	81	21,289
1983	1,963,875	79	24,859	2012	1,739,821	80	21,748
1984	1,810,018	77	23,507	2013	1,750,754	81	21,614
1985	2,162,717	80	27,034	2014	1,956,482	81	24,154
1986	2,320,764	78	29,753	2015	2,708,549	81	33,438
1987	2,392,471	80	29,906	2016	2,557,712	81	31,577
1988	2,350,181	80	29,377	2017	2,220,370	80	27,755
1989	2,477,700	80	30,971	2018	1,665,107	81	20,557
1990	2,244,956	78	28,781	2019^	1,479,659	80	18,496
1991	2,161,537	80	27,019	2020#	-	-	-
1992	1,867,689	79	23,642	Totals	88,190,772	3,950	22,327
1993	1,934,578	80	24,182				
1994	1,400,494	57	24,570				
1995	1,233,296	70	17,619				
1996	1,436,007	80	17,950				
1997	1,517,638	77	19,710				

*The Royals played in Municipal Stadium from 1969-72.

^Includes 25,454 for June 13 'home' game in Omaha

Tickets were not sold during the 2020 season due to the coronavirus pandemic



RYAN O'HEARN

#66 • INFILDER

BATS
LEFT

THROWS
LEFT

HEIGHT
6-3

WEIGHT
220

BORN: JULY 26, 1993 | DUNEDIN, FLA. | OD AGE: 27

SELECTED: EIGHTH ROUND, 2014 DRAFT | MLB SERVICE: 2 YEARS, 34 DAYS

2020 SEASON

- 👑 Appeared in 42 games, including 25 starts at first base and six as the designated hitter...started the season on the Injured List, missing the first three games, before being reinstated on July 27 and played in 27 of the Royals' 32 games from July 27-Aug. 31...played in just 15 of the last 25.
- 👑 Batted .260 (19-for-73) with five doubles, two homers, 17 RBI and 12 walks (.360 OBP) through his first 25 games (through Aug. 29), but went 3-for-40 (.075) with one RBI over his final 17 games from Aug. 30-Sept. 27, including a 0-for-19 skid.
- 👑 Drew 18 walks in 132 plate appearances—tied for third most on the team behind Hunter Dozier (27) and Jorge Soler (19)—for the best walk rate of his career (.733 PA/BB)...his .303 on-base percentage was 22 points higher than his mark in 2019 (.281), despite hitting for the same average in both seasons.
- 👑 Batted .387 (12-for-31) with runners in scoring position,

which ranked fifth in the American League (min. 30 AB)...that included hitting .480 (12-for-25), before going 0-for-his-last-6 with RISP.

- 👑 Hit .318 (7-for-22) with a double, a homer, five RBI and seven walks (.483 on-base percentage) in eight games vs. the Chicago White Sox.
- 👑 Matched a career high with three hits twice: Aug. 1 vs. the White Sox and Aug. 25 at St. Louis, his seventh and eighth career games with three knocks...on Aug. 1, all three of his hits came vs. left-handed pitching (one each off Gio González, Jace Fry and Aaron Bummer).
- 👑 Hit a game-tying HR off Adam Wainwright on Aug. 25 in St. Louis, marking the sixth tying HR of his career, all of which have been in the sixth inning or later.
- 👑 He was intentionally walked twice on Aug. 26 at St. Louis, becoming the first Royal to be intentionally passed twice in the same game since Mike Moustakas on Aug. 10, 2017, also at St. Louis.

HONORS AND AWARDS

- First MLB hit/HR: July 31, 2018 at Chicago White Sox, two-run shot off James Shields
- Three-time MiLB.com Organization All-Star (2015-17)
- 2016 Arizona Fall League All-Prospect Team
- 2016 Arizona Fall League "Rising Star"

- 2015 George Brett Minor League Hitter of the Year
- 2015 South Atlantic League midseason All-Star
- 2014 Pioneer League MVP
- 2014 Pioneer League postseason All-Star
- 2014 Idaho Falls Player of the Year

CAREER HIGHLIGHTS

- 👑 **2019:** Made the Opening Day roster for the first time and had two stints in the Majors, March 28-June 14 and July 27-end of the season.
- 👑 Hit his first career grand slam on May 7 at Houston off Collin McHugh.
- 👑 Became the fourth Royal to record double-digit homers in each of his first two Major League seasons (12 HR in 2018 and 14 in 2019), joining John Buck (2004-05), Alex Gordon (2007-08) and Eric Hosmer (2011-12).
- 👑 Hit .295/.383/.597 (38-for-129) with 20 extra-base hits (9 HR) and 28 RBI in 35 games with Omaha (AAA) from June 15-July 26.
- 👑 Went 7-for-68 (.103) in his first 21 games following the July 27 recall, including an 0-for-15 skid.
- 👑 Hit .297 (22-for-74) in his final 28 games (from Aug. 25 through season's end) with five doubles, seven home runs, 16 RBI and a 1.025 OPS...his .649 slugging percentage during that stretch ranked eighth in the American League (min. 85 PA).
- 👑 Hit a pinch-hit, walk-off home run off Detroit's Zac Reiningger on Sept. 3, the first walk-off homer of his career and just the second pinch-hit, walk-off homer in Royals history, joining Pat Tabler's two-run shot on Sept. 12, 1989 off Texas' Kenny Rogers.
- 👑 Had a career-high-tying three hits, including a game-tying, two-run homer in the sixth inning off José Berríos on Sept. 21...also homered off Berríos on April 2, and was one of four players to hit two homers off him in 2019.
- 👑 **2018:** Started the season with Omaha (AAA), but was

selected on July 31 and made his Major League debut that night in Chicago...hit a two-run HR in the fifth inning off James Shields, becoming the third Royal to homer in his first Major League game, joining Clint Hurdle (Sept. 18, 1977) and Mark Quinn (Sept. 14, 1999-Game 2).

- 👑 His 12 HR and 24 extra-base hits were the most by a Royal through 44 career games, and his 30 RBI trailed only Mark Quinn (32) and Bob Hamelin (31).
- 👑 From July 31 (his Major League debut) through season's end, his .597 slugging percentage ranked sixth in the American League (min. 150 PA).
- 👑 Hit .105 (2-for-19) through his first six games, but batted .285/.367/.646 (37-for-130) with 23 XBH (11 HR) and 27 RBI in 38 games after that.
- 👑 From July 31 (his Major League debut) through season's end, his .705 slugging percentage and 1.108 OPS vs. right-handed pitching ranked third in the Majors, trailing Christian Yelich (.768/1.223) and Shohei Ohtani (.718/1.125).
- 👑 Hit the first of back-to-back HR with Hunter Dozier to walk-off Cleveland on Aug. 24, becoming the first rookie teammates in Major League history to hit back-to-back game-tying and game-ending HR in the ninth inning or later (*Elias*).
- 👑 Hit .276/.382/.579 (21-for-76) with 12 extra-base hits (5 HR) and 16 RBI in 22 home games...only two other left-handed batting Royals have a higher single-season slugging percentage at Kauffman Stadium (min. 80 PA): Bob Hamelin (.646 in 1994) and George Brett (.628 in 1985, .685 in 1980 and .633 in 1979).

RYAN O'HEARN (CONT.)

- 2017: Spent most of the season at Omaha (AAA), but played his final 19 contests at Northwest Arkansas (AA), where he homered four times.
- His 22 home runs combined between his two stops were third-most among Royals' farmhands, trailing only Jorge Soler (24) and Frank Schwindel (23).
- Entered the year as the No. 8 prospect in the Royals' organization according to *Baseball America*.
- 2016: Opened the season at Wilmington (A+), but was promoted to Northwest Arkansas on May 4...at the time of his call-up, he ranked fourth among Class-A hitters in homers (7) and tied for ninth in extra-base hits (14).
- Played for Surprise Saguaros in the Arizona Fall League...hit .291/.384/.372 (25-for-86) and was named to the AFL All-Prospect Team and an AFL "Rising Star."
- 2015: Named the George Brett Hitter of the Year (organization's top hitter) as well as a South Atlantic League All-Star...led all Royals' farmhands with 27 home runs and ranked second with 77 RBI.
- Tied for the South Atlantic League lead in homers (19), despite being promoted after 81 games...his .496 slugging percentage would have ranked third in the league if he had enough plate appearances to qualify.
- 2014: Rated as the fifth-best prospect in the Pioneer League by *Baseball America*.
- Earned Pioneer League MVP and the All-Star honors...also named Idaho Falls Player of the Year...led the league in runs (61), hits (90), OPS (1.034) and slugging (.590).
- His .361 batting average in 2014 led all Royals' minor league players.

MISC NOTES

- Full name is **Ryan Patrick O'Hearn**...resides in McKinney, Texas.
- Graduated from Wakeland High School (Texas) in 2011...batted .505 with 15 homers and 55 RBI as a senior, earning Second Team All-America honors from *Baseball America*.
- Attended Sam Houston State University (Texas)...batted .292 with eight homers and 44 RBI during his final collegiate season (2014).
- Participated in Royals FanFest in 2019 and 2020...also met with kids at Kauffman Stadium as part of the Dream Factory and participated in a photo shoot for Braden's Hope Calendar.

CAREER BATTING

YEAR	CLUB	AVG	G	AB	R	H	2B	3B	HR	RBI	SAC	SF	HBP	BB	SO	SB	CS	OBP	SLG	E
2014	Idaho Falls	.361	64	249	*61	*90	16	1	13	54	0	4	1	39	59	3	2	.444	.590	2
2015	Lexington	.277	81	314	44	87	11	0	+19	56	0	4	2	36	87	7	2	.351	.494	9
	Wilmington	.236	46	161	14	38	10	0	8	21	0	1	0	19	54	0	0	.315	.447	5
2016	Wilmington	.352	22	88	13	31	7	0	7	18	0	1	1	8	27	0	0	.408	.670	2
	Northwest Arkansas	.258	112	414	49	107	25	2	15	60	0	1	3	48	131	3	5	.339	.437	5
2017	Omaha	.252	114	413	48	104	26	1	18	53	2	2	1	45	119	1	0	.325	.450	3
	Northwest Arkansas	.258	19	66	7	17	1	1	4	11	0	0	0	10	20	0	0	.355	.485	3
2018	Omaha	.232	100	353	47	82	21	1	11	52	2	3	3	45	97	2	0	.322	.391	6
	KANSAS CITY	.262	44	149	23	39	10	2	12	30	0	0	1	20	45	0	0	.353	.597	5
2019	KANSAS CITY	.195	105	328	32	64	13	1	14	38	0	2	1	39	99	0	1	.281	.369	4
	Omaha	.295	35	129	20	38	10	1	9	28	0	1	2	17	31	0	0	.383	.597	0
2020	KANSAS CITY	.195	42	113	7	22	6	0	2	18	0	1	0	18	37	0	0	.303	.301	2
Minor League Totals		.272	593	2187	303	594	127	7	104	353	4	17	13	267	625	16	9	.352	.479	35
Major League Totals		.212	191	590	62	125	29	3	28	86	0	3	2	77	181	0	1	.304	.414	11

* - Led league, + - Tied for league lead

CAREER TRANSACTIONS

- 2014 Selected by the Kansas City Royals in the eighth round of the First-Year Player Draft...signed by Justin Lehr
- 2020 Placed on the 10-day Injured List, July 14...reinstated July 27

SINGLE GAME BESTS

HITS

3 (8x) Last: Aug. 25, 2020 at STL

DOUBLES

2 Sept. 16, 2018 vs. MIN

RBI

4 Aug. 31, 2018 vs. BAL
May 7, 2019 at HOU

RUNS

3 Aug. 25, 2019 at CLE

HITTING STREAKS

6 Aug. 27-Sept. 3, 2019
5 March 30-April 4, 2019

HOME RUN INFORMATION

MULTI-HOMER GAMES (2)

Sept. 3, 2019 at CLE (2)
Aug. 25, 2019 at CLE (2)

GRAND SLAMS (1)

May 7, 2019 at HOU (McHugh)

WALK-OFF (1)

Sept. 3, 2019 vs. DET (Reininger)

PINCH HIT (2)

Aug. 15, 2018 vs. TOR (Giles)
Sept. 3, 2019 vs. DET (Reininger)

WALK-OFF INFORMATION

- Sept. 3, 2019 vs. Detroit, (solo HR off Reininger; 9th)

CAREER FIELDING

POSITION	PCT.	G	TC	PO	A	E	DP
First Base	.991	152	1234	1178	45	11	120
Outfield	1.000	3	1	1	0	0	0

EDWARD OLIVARES



EDWARD OLIVARES

#14 • OUTFIELDER

BATS
RIGHT

THROWS
RIGHT

HEIGHT
6-2

WEIGHT
190

BORN: MARCH 6, 1996 | CARACAS, VENEZUELA | OD AGE: 25

ACQUIRED: TRADE W/ SAN DIEGO, AUG. 29, 2020 | MLB SERVICE: 161 DAYS

2020 SEASON

- Appeared in 18 of the Royals' last 27 games after being acquired on Aug. 29 from San Diego with a player to be named (RHP Dylan Coleman) for RHP Trevor Rosenthal.
- Made the Padres' Opening Day roster and played in 13 games, batting .176/.222/.294 (6-for-34) with a double, a homer and three RBI.
- Recorded his first career hit in his Major League debut on July 25 with San Diego, a double off Arizona's Robbie Ray in the fourth inning.
- Hit his first career home run with San Diego on Aug. 7 vs. Arizona, a pinch-hit solo shot in the fifth inning off left hander Alex Young.
- Batted .274/.292/.419 (17-for-62) with a double, triple, two homers and seven RBI with Kansas City...that included hitting safely in his first seven games with the Royals, matching Kendrys Morales (2015) for the seventh-longest streak to a start a Royals career...went 12-for-31 (.387) with four extra-base hits, including two homers, five runs scored and six RBI during the streak, which he capped with a two-hit effort in Cleveland on Sept. 10.
- Slashed .283/.283/.478 (13-for-46) with six RBI vs. American League Central foes, and all four of his extra-base hits with the Royals came within the division.
- Went 7-for-9 (.778) with a double and two homers when putting the first pitch in play, and his two first-pitch homers tied for second on the team.
- Recorded seven two-hit games—six of which came with the Royals—including a single and a double in his Royals debut on Sept. 3 vs. the White Sox...also reached safely three times on two hits and one walk twice, on July 29 at San Francisco (with San Diego) and Sept. 22 vs. St. Louis.
- Clubbed his first home run as a Royal on Sept. 6 vs. the White Sox, a two-run shot off Steve Cishek in the seventh to end Chicago's shutout bid.

HONORS AND AWARDS

- First MLB home run:** Aug. 7, 2020 vs. Arizona, solo shot off Alex Young
- First MLB hit:** July 25, 2020 vs. Arizona, double off Robbie Ray
- 2019 Texas League midseason/postseason All-Star
- Two-time MiLB.com Organization All-Star (2017, 2019)
- 2018 California League midseason All-Star

CAREER HIGHLIGHTS

- 2019:** Spent the entire season with Amarillo (AA), setting career highs in homers (18), RBI (77) and stolen bases (35).
- Rated as the Padres' No. 23 prospect entering the season, according to MLB.com.
- Ranked third in the Texas League in steals and 10th in on-base percentage.
- Tabbed a Texas League midseason All-Star, starting in right field in the All-Star game in Tulsa, Oklahoma, going 1-for-3 with a walk and a stolen base...also named a TL postseason All-Star.
- Named Texas League Player of the Week for the week ending May 5, batting .393 (11-for-28) with four homers (including one inside-the-park HR), seven RBI, two walks, four steals and nine runs scored.
- In nine postseason games, slashed .361/.410/.500 with two doubles, two homers, six RBI, four walks and five runs scored for the Texas League Champion Sod Poodles...delivered the go-ahead, bases-clearing double in the eighth inning of Game 1 vs. Tulsa in the Championship Series.
- 2018:** Acquired by the Padres from Toronto prior to the season, along with RHP Jared Carkuff, for INF Yangervis Solarte, Jan. 6.
- Spent the entire season with Lake Elsinore (A+), setting career highs in hits (147), at-bats (531) and games played (129).
- Ranked second in the California League in games and at-bats, tied for second in triples (10), third in hits, fourth in runs (79), tied for eighth in extra-base hits (47) and ninth in steals (21).
- Named a California League midseason All-Star.
- During the second half (62 games), slashed .300/.346/.462 (74-for-247), with nine doubles, five triples, seven homers and 12 stolen bases...hit in 12 of his final 14 games to close the season.
- Played in 29 games for Tigres de Aragua of the Venezuelan Winter League following the season, slashing .340/.404/.479 with 14 RBI, 15 runs scored and seven extra-base hits.
- 2017:** Spent a majority of the year with Lansing (A), while also seeing time at Dunedin (A+) in his final season in Toronto's organization...collected 231 total bases, 27 doubles, 17 homers, 72 RBI and 93 runs scored between his two stops.
- Hit safely in a then-career-high 12 consecutive games (May 31-June 15), batting .317 with six homers...homered in back-to-back games (May 31 & June 1) for the first time in his career...homered in three-straight games (June 9-11), just over a week later.
- Earned Midwest League Player of the Week honors for the week ending July 9.
- 2016:** Appeared in 15 games for Bluefield (Rookie), hitting .273 with three doubles, a triple, a homer, six RBI and eight runs scored.
- Placed on the Injured List on July 19 and missed the remainder of the season.
- 2014:** Spent his first professional season with the Dominican Blue Jays, hitting .314 with five doubles, three triples, a homer, 22 RBI and 31 runs scored.

EDWARD OLIVARES (CONT.)

MISC NOTES

👑 Full name is **Edward Daniel Olivares Nuñez**...last name is pronounced: Oh-lee-VAHR-es.

👑 Resides in Caracas, Venezuela during the offseason, with his wife, Jailyn Araujo.

CAREER BATTING

YEAR	CLUB	AVG	G	AB	R	H	2B	3B	HR	RBI	SAC	SF	HBP	BB	SO	SB	CS	OBP	SLG	E
2014	Dominican Blue Jays	.314	40	140	31	44	5	3	1	22	1	1	11	20	23	12	3	.436	.414	4
2015	Gulf Coast Blue Jays	.198	38	116	21	23	8	1	3	10	0	0	15	11	27	14	2	.345	.362	2
2016	Bluefield	.273	15	55	8	15	3	1	1	6	0	1	1	5	12	1	2	.339	.418	1
2017	Lansing	.277	101	426	82	118	26	9	17	65	0	3	13	22	82	18	7	.330	.500	7
	Dunedin	.221	19	68	11	15	1	1	0	7	0	0	1	8	17	2	2	.312	.265	2
2018	Lake Elsinore	.277	129	531	79	147	25	10	12	62	1	6	8	29	102	21	8	.321	.429	8
2019	Amarillo	.283	127	488	85	138	25	2	18	77	3	7	10	43	98	35	10	.349	.453	6
2020	SAN DIEGO	.176	13	34	4	6	1	0	1	3	0	0	2	14	0	1	.222	.294	1	
	KANSAS CITY	.274	18	62	5	17	1	1	2	7	0	1	0	2	11	0	1	.292	.419	1
	Minor League Totals	.274	469	1824	317	500	93	27	52	249	5	18	59	138	361	103	34	.342	.440	30
	Major League Totals	.240	31	96	9	23	2	1	3	10	0	1	0	4	25	0	2	.267	.375	2

CAREER TRANSACTIONS

2014 Signed by the Toronto Blue Jays as an international free agent, July 2

2018 Acquired by the San Diego Padres, along with RHP Jared Carkuff for INF Yangervis Solarte, Jan. 6

2020 Acquired by the Kansas City Royals, along with a player to be named (RHP Dylan Coleman) for RHP Trevor Rosenthal, Aug. 29

SINGLE GAME BESTS

HITS

2 (7x) Last: Sept. 22, 2020 vs. STL

RBI

2 Sept. 4, 2020 vs. CWS
Sept. 6, 2020 vs. CWS

RUNS

2 Sept. 3, 2020 vs. CWS

HITTING STREAK

7 Sept. 3-10, 2020

HOME RUN INFORMATION

PINCH HIT (1)

Aug. 7, 2020 vs. ARZ (Young)

CAREER FIELDING

POSITION	PCT.	G	TC	PO	A	E	DP
Outfield	.964	30	56	54	0	2	0

ALL-TIME STEALS OF HOME

In the 52-year history of the franchise, the Royals have stolen home 46 times, with 38 different players accomplishing the feat. Jon Nunnally stole home four times in 1995 alone, matching George Brett's career record. The 1996 Royals set the franchise record with nine steals of home.

Player	Opponent	Date	Player	Opponent	Date
Amos Otis	at California*	July 31, 1972	Tom Goodwin	at Texas	Sept. 1, 1995
Vada Pinson	vs. New York (AL)	May 4, 1974	Chris Stynes	at Seattle	May 12, 1996
Jim Wohlford	at Milwaukee	Aug. 23, 1974	Bob Hamelin	at Detroit	May 22, 1996
Hal McRae	at Texas	May 26, 1976	David Howard	vs. Texas	May 23, 1996
	at Detroit	June 14, 1976	Kevin Young	vs. California	June 10, 1996
John Mayberry	vs. Oakland	July 2, 1976	Sal Fasano	at Minnesota	July 5, 1996
Tom Poquette	vs. Minnesota	August 5, 1976	Craig Paquette	vs. Chicago (AL)	July 13, 1996
	vs. Baltimore*	July 8, 1978		vs. Oakland	Aug. 7, 1996
Dave Nelson	at Chicago (AL)*	Aug. 8, 1976	Michael Tucker	vs. Cleveland	July 15, 1996
George Brett	vs. Cleveland*	Aug. 17, 1976	Johnny Damon	vs. Cleveland	Sept. 27, 1996
	vs. Minnesota	June 19, 1977	Craig Paquette	vs. Seattle	May 23, 1997
	vs. Boston	July 23, 1978	Jeff Conine	at St. Louis	June 30, 1998
	vs. California	Sept. 14, 1987	Jermaine Allensworth	at Chicago (AL)	July 9, 1998
Fred Patek	vs. Minnesota*	June 8, 1977	Joe Randa	at Minnesota	May 10, 1999
Jerry Terrell	vs. Milwaukee	April 29, 1978	Mike Sweeney	vs. New York (AL)*	Aug. 14, 2002
John Wathan	vs. Cleveland	April 23, 1979	Carlos Febles	vs. Boston	May 6, 2003
Kevin Seitzer	vs. Boston	April 7, 1989	Mendy Lopez	vs. Oakland*	May 31, 2003
Bo Jackson	at Minnesota	May 16, 1989	Alex Gordon	at Tampa Bay	Aug. 2, 2009
Juan Samuel	at Texas	Aug. 26, 1992	Yuniesky Betancourt	vs. Cleveland	Sept. 19, 2010
Greg Gagne	vs. New York (AL)	April 30, 1995	Jeff Francoeur	at Baltimore	Aug. 11, 2012
Jon Nunnally	at Toronto	May 24, 1995	Alcides Escobar	vs. Cleveland	Sept. 18, 2013
	vs. Detroit	July 29, 1995	Alex Rios	vs. Pittsburgh	July 20, 2015
	vs. Oakland	Aug. 15, 1995	Chris Owings	vs. Cleveland	April 12, 2019
	vs. Minnesota	Sept. 18, 1995-1			

*-Straight steal of home



SALVADOR PEREZ

#13 • CATCHER

BATS
RIGHT

THROWS
RIGHT

HEIGHT
6-3

WEIGHT
255

BORN: MAY 10, 1990 | VALENCIA, VENEZUELA | OD AGE: 30

SIGNED: INTERNATIONAL FREE AGENT, OCT. 10, 2006 | MLB SERVICE: 9 YEARS, 50 DAYS

2020 SEASON

- 👑 Named a Louisville Silver Slugger for the third time... also tabbed MLB Comeback Player of the Year and an All-MLB First Team selection.
- 👑 Despite playing in just 37 games, set career highs in batting average (.333) and slugging percentage (.633), which was the second-highest in franchise history (min. 150 PA), behind only George Brett (.664) in his 1980 AL MVP season.
- 👑 Earned his first Les Milgram Player of the Year Award, which was voted on by the Kansas City chapter of the BBWAA.
- 👑 Appeared in 37 games, making 33 starts behind the plate, one at first base and three as the designated hitter...missed 20 games due to swelling in his left eye, and was on the Injured List from Aug. 21-Sept. 11...also missed 10 days of Summer Camp (July 4-14) due to a stint on the IL.
- 👑 Made his first Opening Day start since 2017 after missing the previous two season openers due to injury.
- 👑 Despite playing in just 37 games, led the team in home runs (11) and go-ahead RBI (8), and ranked second in RBI (32) and extra-base hits (23).
- 👑 His 11 home runs were tied for third most by a player who appeared in 37 games or fewer, trailing only Frank Thomas (12 HR in 34 games) in 2005 (when he battled multiple injuries) and Ted Williams (13 HR in 37 games) in 1953 (when he missed most of the season serving in the Korean War).
- 👑 All 11 of his home runs came as a catcher, matching JT Realmuto for the most in the Majors as a catcher.
- 👑 Batted .307 (27-for-88) with six doubles, four homers, 12 RBI and a .511 slugging percentage over his first 24 games through Aug. 17, and hit .371 (23-for-62) with six doubles, seven homers, 20 RBI and a .806 slugging percentage in his final 15 contests, after returning from the IL on Sept. 11.
- 👑 From Sept. 11 through season's end, ranked tied for second in the Majors in RBI (20), extra-base hits (13) and total bases (50), and was third in slugging percentage (.806) and tied for third in homers (7)...batted a Majors-best .451 (23-for-51) from Sept. 11-24, before going 0-for-11 in his final three games.
- 👑 Tied for fourth in the American League with seven games of at least three hits—despite playing in just 37 games—including a four-hit game on Sept. 18 at Milwaukee to mark his sixth career game with four hits or more and first since recording a career-high five hits on May 23, 2016 at Minnesota.
- 👑 Slashed .357/.370/.643 (41-for-115) vs. right-handed pitching, ranking second in the American League in both batting average and slugging (min. 100 PA vs. RHP), trailing José Iglesias (.373 average) and Mike Trout (.664 slugging percentage), respectively.
- 👑 Recorded a .640 slugging percentage in 75 at-bats at Kauffman Stadium (6 doubles, 5 homers), which was the third-highest slugging percentage in the 48-year history of the ballpark (min. 75 at-bats), trailing only George Brett (.685) in 1980 and Bob Hamelin (.646) in 1994.
- 👑 Hit safely in 14 of 15 Interleague games, batting .418 (28-for-67) with an .806 slugging percentage (8 doubles, 6 homers)...since Interleague play began in 1997, the only

- Royals with a higher batting average in a season vs. NL opponents were Joe Randa (.508) in 1999 and David DeJesus (.436) in 2006.
- 👑 Recorded six game-winning RBI, tying for sixth in the American League, two behind league leaders José Abreu, Matt Olson, Kyle Seager and Kyle Tucker.
- 👑 Hit back-to-back homers with Jorge Soler on July 25 at Cleveland (1st inning off Mike Clevinger) and Aug. 8 vs. Minnesota (3rd off Cody Stashak).
- 👑 Recorded a season-high 11-game hitting streak (Aug. 2-15), in which he batted .388 (19-for-49) with five doubles, two homers, seven RBI and seven runs scored...marked his seventh career streak of 11 games or more.
- 👑 Had two hits in the third inning on Sept. 13 vs. Pittsburgh, including a solo HR to begin the frame and an RBI single...became the first Royal with two run-scoring hits in an inning since Mike Moustakas on May 8, 2018 at Baltimore (solo HR, 2-run single in 10-run 1st).
- 👑 Hit safely in his first nine games after returning from the Injured List from Sept. 11-21, batting .474 (18-for-38) with nine extra-base hits and 12 RBI.
- 👑 Recorded an extra-base hit in six straight games from Sept. 11-18, the longest streak by a Royal since Eric Hosmer's six-game stretch from May 25-31, 2016 and two shy of the franchise record (Danny Tartabull, June 25-July 3, 1991)...also had multiple hits in six consecutive games from Sept. 11-18, which was the longest streak of its kind since Kendrys Morales did it in six consecutive games (June 25-30, 2016), and was two shy of the franchise record, shared by three players.
- 👑 Became the second Royal with six consecutive games with multiple hits and at least one extra-base hit, joining George Brett (July 15-20, 1990)...the third player since 1900 to record such a streak as a catcher, joining Smoky Burgess (April 25-May 2, 1959) and Jimmie Foxx (Aug. 11-17, 1940).
- 👑 Recorded four hits, four RBI, with a home run and a stolen base on Sept. 18 at Milwaukee...his stolen base marked the fifth of his career and first since May 1, 2018 at Boston, snapping a streak of 147 games without one...he became the ninth catcher in the Modern Era (since 1900) to record at least four hits, four RBI, a home run and a stolen base in a game and the first since Baltimore's Pedro Severino on July 27, 2019.
- 👑 Homered twice and collected five RBI on Sept. 23 vs. St. Louis, with a two-run homer in the first and a three-run shot in the third, off Carlos Martínez...it marked his sixth career multi-homer game and first since Aug. 15, 2018 vs. Toronto...became the third Royals catcher with a two-homer, five-RBI game, joining John Buck on April 14, 2009 and Mike MacFarlane on July 14, 1991...added a double in the fifth for his second career game with three extra-base hits...the five RBI matched a career high, following his five-RBI efforts on Sept. 14, 2018 vs. Minnesota and April 19, 2016 vs. Detroit.
- 👑 Following his two-homer game on Sept. 24, he homered the next day to mark the 20th time he's homered in consecutive games and second in 2020 (also Sept. 16-18)...it marked the second time he had back-to-back games with three RBI or more (Sept. 16-18), after doing so just twice prior to 2020.

HONORS AND AWARDS

- Six-time MLB All-Star (2013-18)
- Five-time *Rawlings* Gold Glove winner (2013-16, 2018)
- Three-time Louisville Silver Slugger (2016, 2018, 2020)
- 2020 Les Milgram Royals Player of the Year
- 2020 All-MLB First Team (Catcher)
- 2020 MLB Comeback Player of the Year
- 2018 MLBPAA Royals Heart & Hustle Award
- Two-time World Baseball Classic participant (2013, 17)
- 2015 World Series MVP
- 2015 World Series Champion (Kansas City)
- 2014 MLB Japanese All-Star Tour participant
- 2012 Venezuelan Winter League Rookie of the Year
- **First MLB home run:** Aug. 29, 2011 at Detroit, solo shot off Max Scherzer
- **First MLB hit:** Aug. 10, 2011 at Tampa Bay, single off Wade Davis
- 2011 Texas League midseason/postseason All-Star
- 2010 Carolina League midseason All-Star
- 2009 Frank White Award (organization's top defensive player)

CAREER HIGHLIGHTS

- 👑 Signed a five-year contract extension on March 1, 2016, which runs through the 2021 season.
- 👑 Enters the year with 138 career home runs as a catcher, which are third most in the Majors among active players, trailing only Yadier Molina (158) and Matt Wieters (140).
- 👑 Since the start of 2013, his 776 starts as a catcher are second-most in the Majors, trailing only Yadier Molina (910).
- 👑 Since 2013, he's collected 438 RBI as a catcher, which are second-most in the Majors in that span, behind only Molina (459).
- 👑 Has thrown out 142 would-be basestealers since 2013, which are second most in the Majors in that span, trailing only Jonathan Lucroy (167), who appeared in just one game in 2020.
- 👑 Enters the year with 22 career pickoffs, the most by any catcher in the Majors since 2011, four more than anyone else.
- 👑 **2019:** Missed the entire season, suffering a partial tear of the ulnar collateral ligament during Spring Training... had Tommy John surgery performed by Dr. Neal ElAttrache in Los Angeles on March 6.
- 👑 **2018:** Matched his career highs in homers (27) and RBI (80), both previously done in 2017, despite missing the first 20 games of the season with a sprained MCL.
- 👑 Named an American League All-Star for the sixth consecutive season and started at catcher for the fifth straight year, joining George Brett (1976-79, 1981-85) as the only Royals to start in five All-Star Games...became the first catcher to start at least five consecutive All-Star Games since Iván Rodríguez started nine straight from 1993-2001, and was one of five players to be named an All-Star in all six seasons from 2013-18, joining: Paul Goldschmidt, Chris Sale, Max Scherzer and Mike Trout.
- 👑 Named American League Louisville Silver Slugger Award winner at catcher for the second time.
- 👑 Earned *Rawlings* Gold Glove honors for the fifth time (also 2013-16), becoming one of seven catchers to win at least five *Rawlings* Gold Gloves, joining: Iván 'Pudge' Rodríguez (13), Johnny Bench (10), Yadier Molina (9), Bob Boone (7), Jim Sundberg (6) and Bill Freehan (5).
- 👑 Became the sixth catcher to earn a Gold Glove and a Silver Slugger Award in the same season multiple times (also 2016), joining: Iván Rodríguez (7), Joe Mauer (3), Lance Parrish (2), Benito Santiago (2) and Gary Carter (2).
- 👑 Became the seventh player since 1913 to play error-free in at least 96 starts behind the plate, most recently done by James McCann in 2015.
- 👑 Threw out 24 runners attempting to steal in 51 chances (47.1%), tied for second most in the Majors behind Jonathan Lucroy (28), despite starting 23 fewer games.
- 👑 His stolen base percentage against (52.9%) was best in the Majors and best in Royals history, breaking Darrell Porter's single-season record of 56.1% in 1979...it was the best mark in the Majors since Joe Mauer (52.5%) and Yadier Molina (50.0%) in 2007.
- 👑 Became the ninth catcher—six of which are in the Hall of Fame—with four 20-HR seasons before turning 29, joining: Johnny Bench (7), Brian McCann (6), Yogi Berra (5), Gary Carter (5), Mike Piazza (5), Lance Parrish (4), Iván Rodríguez (4) and Tony Torre (4).
- 👑 Hit his second career grand slam in the first inning at Baltimore on May 10, his 28th birthday, giving the Royals a 4-0 lead before an out was recorded...he's the 13th different Royal (16th time) to homer on his birthday and the second to hit a slam on his birthday, joining Mike Sweeney (2004).
- 👑 Named Royals Player of the Month for July, after leading the team in HR (7), RBI (21) and slugging percentage (.565)...homered in consecutive games, July 28-29, capping a four-game set at Yankee Stadium in which he hit .438 (7-for-16) with three HR and six RBI...it was his second Royals Player of the Month Award and first since September 2013.
- 👑 Recorded his fifth career multi-HR game on Aug. 15 vs. Toronto, his 20th and 21st HR of the season, becoming the fifth Royal with at least four straight 20-HR seasons, joining: John Mayberry (1972-75), Steve Balboni (1984-87), Bo Jackson (1987-90) and Mike Sweeney (1999-2002).
- 👑 Matched a career high with five RBI on Sept. 14 vs. Minnesota, including the sixth walk-off grand slam in the Royals' 50-year history...it was his second career walk-off HR and first since Sept. 15, 2012 vs. the Angels.
- 👑 His 27th HR of the season on Sept. 22 in Detroit was also his 500th career RBI, making him one of 13 Royals to reach the 500-RBI milestone.
- 👑 **2017:** Played in 129 games, including 115 behind the plate...missed 16 days (Aug. 6-21) due to an intercostal strain, his first stint on the Injured List since 2013...also didn't start the final three games due to injury.
- 👑 Selected to the AL All-Star team for the fifth consecutive year and made his fourth-straight start.
- 👑 Participated in the World Baseball Classic for the second time, playing in two games before suffering a knee injury and missing the rest of the tournament... went 2-for-7 with a double, a home run and two RBI.
- 👑 Slugged .24 of his 27 home runs as a catcher, breaking his own franchise record of 21 (2015 and 2016)...his total ranked third in the Majors, behind Gary Sánchez (27) and Mike Zunino (25).
- 👑 Homered in four straight games (April 6-9), becoming the first Royal to do that since Billy Butler in 2011...came up one shy of matching the franchise record of five-straight games with a home run (Mike Sweeney, 2002).
- 👑 Matched a franchise record with three home runs during a doubleheader May 21 at Target Field...Bill Peccota is the only other Royal to have a three-homer doubleheader, doing so July 14, 1989 at Yankee Stadium...hit a pair of HR in the nightcap, his first of two multi-homer games in 2017, also going deep twice on Sept. 6 at Comerica Park.
- 👑 Hit his 100th career home run on June 10 at San Diego, becoming the fifth-youngest Royal to reach 100 HR (27 years, 31 days), behind Carlos Beltrán (26-107), Billy Butler (26-149), John Mayberry (26-178) and Eric Hosmer (26-323).
- 👑 Hit his first career grand slam on June 21 vs. Boston, turning a 4-2 deficit into a 6-4 lead in the eighth... according to *Elias*, it was the second slam by a Royals player in the eighth inning or later that turned a deficit into a lead, joining Frank White on May 15, 1986 vs. the White Sox.

SALVADOR PEREZ (CONT.)

- 👑 **2016:** Selected to his fourth consecutive All-Star Game and started for the third-straight season...hit the go-ahead two-run homer in the second inning off former teammate Johnny Cueto.
- 👑 Received a Major League-best 4,965,838 All-Star Game votes, becoming the first Royal to lead the Majors in All-Star voting since George Brett in 1981.
- 👑 Won his fourth-straight *Rawlings* Gold Glove Award.
- 👑 Named American League's Silver Slugger Award winner at catcher, becoming the first Royals backstop to earn the award...hit a then-career high 22 home runs and also matched his career bests in runs scored (57), doubles (28) and walks (22).
- 👑 Threw out 48.1% of would-be basestealers (30-for-70), which led the Major Leagues (min. 25 attempts) and was the highest percentage in franchise history (min. 40 attempts).
- 👑 Went 5-for-5 on May 23 at Minnesota, becoming the second Royals catcher with a five-hit game, joining Darrell Porter on June 4, 1978 vs. the White Sox.
- 👑 **2015:** Selected to his third-straight All-Star Game and named the AL starter at catcher for the second straight season.
- 👑 Earned his third-straight *Rawlings* Gold Glove Award... cut down 24 would-be basestealers, tying him for third in the American League.
- 👑 Led AL catchers in hits (137) and doubles (25) and ranked third in homers (21) and RBI (70).
- 👑 **2014:** Started a club-record 143 games behind the plate, while his 145 games as a catcher overall were the most in the Majors since 2008 (Russell Martin).
- 👑 Including his 16 postseason games, his 161 games caught were the most in one season in Major League history, passing Darren Daulton (1993) and Jorge Posada (2000), who both had 158.
- 👑 Earned his second *Rawlings* Gold Glove Award and was selected to the AL All-Star team...became the first Royal to earn a starting nod in the Midsummer Classic since Jermaine Dye (2000).
- 👑 His 150 hits were tops by a Royals catcher since Darrell Porter (155) in 1978...his total led AL backstops, while he was also tops in multi-hit games (40), second in extra-base hits (47) and tied for second in runs scored (57).
- 👑 Went 4-for-4 on Opening Day in Detroit (March 31)...became the fourth Royal to collect four hits on Opening Day and first since Fred Patek went 4-for-4 against Toronto on April 5, 1979.
- 👑 **2013:** Selected to the AL All-Star team for the first time...collected a single in the seventh inning to become the first Royal with a hit in the Midsummer Classic since Bo Jackson in 1989.
- 👑 Earned his first *Rawlings* Gold Glove Award, becoming the first Royals catcher to take home the honor.
- 👑 Led AL backstops, throwing out 23 would-be basestealers, while his 33.3 caught stealing percentage (23-for-69) tied for second in the league.
- 👑 Recorded first multi-homer game Aug. 28 at Minnesota, becoming the first Royals catcher to homer twice in a game since John Buck on April 14, 2009 vs. Cleveland.
- 👑 Missed nine games while on the Bereavement List (May 25) and seven games on the concussion IL (Aug. 3).
- 👑 **2012:** Missed the first 10 weeks of the season, opening the year on the 60-day Injured List (recovery from left knee surgery)...after returning from the IL on June 22, led AL catchers (min. 70 games) in batting average (.301), hits (87), runs (38) and doubles (16).
- 👑 Hit his first walk-off home run Sept. 15, a solo shot off Angels' pitcher Ernesto Frieri...it was the second of back-to-back HR, following Billy Butler's game-tying HR.
- 👑 Named Venezuelan Winter League Rookie of the Year, batting .371 (49-for-132) with 10 doubles, eight homers, 39 RBI and 23 runs scored in 32 games.
- 👑 **2011:** Played 39 games in his first big league campaign, hitting .331 (49-for-148) with eight doubles, three homers and 21 RBI.
- 👑 Had his contract selected from Omaha (AAA) on Aug. 10 and made his Major League debut that night at Tampa Bay...recorded his first big league hit with a single off Wade Davis and also picked off two baserunners.
- 👑 Named the "Best Defensive Catcher" in the organization by *Baseball America* entering the 2009, 2010 and 2011 seasons.

POSTSEASON HIGHLIGHTS

- 👑 Started all 31 Royals postseason games behind the plate in 2014-15...a career .233 hitter (27-for-116) with four doubles, five homers, 14 RBI and 14 runs scored in postseason play.
- 👑 In 12 career World Series games, he's hit .348 (16-for-46) with three doubles, a homer and six RBI and has hit safely in 10 of those 12.
- 👑 **2015:** Unanimously named World Series MVP, becoming the seventh catcher to accomplish this feat and first since Toronto's Pat Borders in 1992...became the second Venezuelan-born player to earn World Series MVP honors (Pablo Sandoval, 2012).
- 👑 Batted .364 (8-for-22) with two doubles and two RBI during the World Series vs. the Mets...hit safely in all five games, including a three-hit effort in Game 4.
- 👑 Hit four postseason homers, which tied for second most by a catcher in a single postseason and was the first to hit as many as four since Boston's Jason Varitek (2003).
- 👑 **2014:** Hit .333 in the World Series, hitting a Game 1 home run off MVP Madison Bumgarner for the only run against the lefty during the Fall Classic...added a two-run double as part of a five-run sixth inning in Game 2.
- 👑 Collected the third walk-off hit in Royals' postseason history with a game-winning RBI single in the 12th inning of the Wild Card Game vs. Oakland, a 9-8 win.

MISC NOTES

- 👑 Full name is **Salvador Johan Perez (Diaz)**...resides in Weston, Florida, with wife, Maria Gabriela, sons, Salvador, Jr., and Johan and daughter, Paulina.
- 👑 Became a U.S. citizen during a naturalization ceremony at Royals FanFest on Jan. 25, 2020.
- 👑 Played for the Venezuelan National Team in the 2013 and 2017 World Baseball Classic tournaments.
- 👑 Played for the Major League All-Stars in their Tour of Japan in November 2014.
- 👑 Participated in Royals FanFest, 2010-20 as well as a calendar shoot for Braden's Hope for childhood cancer research, the annual Gloves for Kids fundraiser and events at the Guadalupe Center in Kansas City...also appeared at the annual Diamond of Dreams events, donated items for the Royals Charities Broadcast Auction and has met with kids during batting practice as part of the Dream Factory.
- 👑 Has also volunteered at events at the Kansas City Urban Youth Academy.

SALVADOR PEREZ (CONT.)

CAREER BATTING

YEAR	CLUB	AVG	G	AB	R	H	2B	3B	HR	RBI	SAC	SF	HBP	BB	SO	SB	CS	OBP	SLG	E
2007	Surprise Royals	.244	30	86	10	21	3	0	0	10	2	1	5	5	10	1	1	.320	.279	5
2008	Burlington	.325	13	40	4	13	0	1	0	10	2	1	1	5	5	0	0	.404	.375	1
	Idaho Falls	.395	12	43	7	17	3	1	1	6	0	1	0	2	5	0	1	.413	.581	2
2009	Burlington	.189	36	127	10	24	6	0	7	2	1	1	1	6	15	0	1	.230	.236	5
	Idaho Falls	.309	59	233	35	72	14	3	2	38	1	5	1	19	25	0	1	.357	.421	3
2010	Wilmington	.290	99	365	35	106	21	1	7	53	1	9	3	18	38	1	1	.322	.411	6
2011	Northwest Arkansas	.283	79	286	35	81	14	0	9	43	2	1	4	16	30	0	1	.329	.427	9
	Omaha	.333	12	48	5	16	5	0	1	10	0	0	1	0	6	0	0	.347	.500	0
	KANSAS CITY	.331	39	148	20	49	8	2	3	21	0	2	1	7	20	0	0	.361	.473	3
2012	Omaha@	.340	12	50	11	17	2	0	0	7	1	0	0	2	5	0	0	.365	.380	1
	KANSAS CITY	.301	76	289	38	87	16	0	11	39	0	3	1	12	27	0	0	.328	.471	4
2013	KANSAS CITY	.292	138	496	48	145	25	3	13	79	0	5	4	21	63	0	0	.323	.433	8
2014	KANSAS CITY	.260	150	578	57	150	28	2	17	70	0	3	3	22	85	1	0	.289	.403	9
2015	KANSAS CITY	.260	142	531	52	138	25	0	21	70	0	5	4	13	82	1	0	.280	.426	4
2016	KANSAS CITY	.247	139	514	57	127	28	2	22	64	0	2	8	22	119	0	0	.288	.438	4
2017	KANSAS CITY	.268	129	471	57	126	24	1	27	80	0	5	5	17	95	1	0	.297	.495	5
	Northwest Arkansas@	.333	3	9	1	3	0	0	1	3	0	1	1	0	2	0	0	.364	.667	0
	Omaha@	.400	4	15	3	6	2	0	1	3	0	0	0	0	0	0	0	.400	.733	0
2018	KANSAS CITY	.235	129	510	52	120	23	0	27	80	0	5	12	17	108	1	1	.274	.439	0
	KANSAS CITY	Did not play - Injured																		
2020	KANSAS CITY	.333	37	150	22	50	12	0	11	32	0	1	2	3	36	1	0	.353	.633	0
Minor League Totals		.289	359	1302	156	376	70	6	22	190	11	20	17	73	141	2	6	.330	.402	32
Major League Totals		.269	979	3687	403	992	189	10	152	535	0	31	40	134	635	5	1	.300	.449	37

@ - Minor League injury rehab

POSTSEASON BATTING

YEAR	SERIES	VS. OPP.	AVG	G	AB	R	H	2B	3B	HR	RBI	SH	SF	HP	BB	SO	SB	CS	E
2014	Wild Card	vs. OAK	.167	1	6	0	1	0	0	0	1	0	0	0	0	2	0	0	0
	AL Division Series	vs. LAA	.154	3	13	0	2	0	0	0	1	0	0	0	0	4	0	0	0
	AL Championship Series	vs. BAL	.067	4	15	1	1	0	0	0	0	0	0	0	1	2	0	0	0
	World Series	vs. SF	.333	7	24	3	8	1	0	1	4	0	0	1	0	2	0	0	0
2015	AL Division Series	vs. HOU	.286	5	14	3	4	0	0	2	4	0	0	2	2	3	0	0	0
	AL Championship Series	vs. TOR	.136	6	22	4	3	1	0	2	2	0	0	0	1	4	0	0	0
	World Series	vs. NYM	.364	5	22	3	8	2	0	0	2	0	0	0	1	2	0	0	0
Division Series Totals			.222	8	27	3	6	0	0	2	5	0	0	2	2	7	0	0	0
Championship Series Totals			.108	10	37	5	4	1	0	2	2	0	0	0	2	6	0	0	0
World Series Totals			.348	12	46	6	16	3	0	1	6	0	0	1	1	4	0	0	0
Postseason Totals			.233	31	116	14	27	4	0	5	14	0	0	3	5	19	0	0	0

ALL-STAR BATTING

YEAR	CLUB	SITE	AVG	G	AB	R	H	2B	3B	HR	RBI	SH	SF	HP	BB	SO	SB	CS	E
2013	American League	NYM	1.000	1	1	1	0	0	0	0	0	0	0	0	0	0	0	0	0
2014	American League	MIN	.000	1	1	0	0	0	0	0	0	0	0	0	0	0	0	0	0
2015	American League	CIN	.000	1	2	0	0	0	0	0	0	0	0	0	0	2	0	0	0
2016	American League	SD	.500	1	2	1	1	0	0	1	2	0	0	0	0	0	0	0	0
2017	American League	MIA	.000	1	2	0	0	0	0	0	0	0	0	0	0	0	0	0	0
2018	American League	WAS	.000	1	2	0	0	0	0	0	0	0	0	0	0	2	0	0	0
All-Star Game Totals			.200	6	10	2	2	0	0	1	2	0	0	0	0	4	0	0	0

CAREER TRANSACTIONS

- 2006 Signed by the Kansas City Royals as an international free agent, Oct. 10...signed by Juan Indriago
- 2012 Signed by the Kansas City Royals to a five-year contract, Feb. 27
Placed on the 60-day Injured List (surgery on torn meniscus in left knee), March 20...reinstated June 22
- 2013 Placed on Bereavement/Family Emergency List, May 26...reinstated June 4
Placed on Restricted List, June 2...reinstated June 4
Placed on the 7-day Concussion Injured List, Aug. 4...reinstated Aug. 11
- 2016 Signed by the Kansas City Royals to a five-year contract, March 1
- 2017 Placed on the 10-day Injured List (right intercostal strain), Aug. 6...reinstated Aug. 22
- 2018 Placed on the 10-day Injured List (left knee sprain), March 29...reinstated April 24
Placed on the 10-day Injured List (left elbow impingement), Aug. 26...reinstated Sept. 17
- 2019 Placed on the 60-day Injured List (right elbow surgery), March 13...reinstated Nov. 11
- 2020 Placed on the 10-day Injured List, July 4...reinstated July 14
Placed on the 10-day Injured List (swelling of left eye), Aug. 21...reinstated Sept. 11

SALVADOR PEREZ (CONT.)

WORLD BASEBALL CLASSIC

YEAR	CLUB	AVG	G	AB	R	H	2B	3B	HR	RBI	SH	SF	HP	BB	SO	SB	CS	E
2013	Venezuela	.200	2	5	1	1	1	0	0	0	0	0	0	1	0	0	0	0
2017	Venezuela	.286	2	7	2	2	1	0	1	2	0	0	0	1	0	0	0	0
World Baseball Classic Totals		.250	4	12	3	3	2	0	1	2	0	0	0	1	1	0	0	0

SINGLE GAME BESTS

HITS

5 May 23, 2016 at MIN
4 (5x) Last: Sept. 18, 2020 at MIL

DOUBLES

2 (13x) Last: Aug. 6, 2020 vs. CHC

RBI

5 (3x) Last: Sept. 23, 2020 vs. STL
4 (6x) Last: Sept. 18, 2020 at MIL

RUNS

3 May 23, 2016 at MIN
June 18, 2016 vs. DET

HITTING STREAKS

17 Aug. 22-Sept. 13, 2012
12 June 5-18, 2014
May 13-27, 2016
11 June 22-July 5, 2012
June 5-15, 2013
June 8-19, 2016
Aug. 2-15, 2020

CAREER FIELDING

POSITION	PCT.	G	TC	PO	A	E	DP	SB	CS	SB%	PB
Catcher	.995	908	7052	6511	505	36	44	349	162	68.3	29
First Base	.980	9	49	47	1	1	7	-	-	-	-

HOME RUN INFORMATION

MULTI-HOMER GAMES (5)

Aug. 28, 2013 at MIN (2)
Aug. 27, 2016 at BOS (2)
May 21, 2017 at MIN-2 (2)
Sept. 6, 2017 at DET (2)
Aug. 15, 2018 vs. TOR (2)

GRAND SLAMS (3)

June 21, 2017 vs. BOS (Scott)
May 10, 2018 at BAL (Tillman)
Sept. 14, 2018 vs. MIN (Hildenberger)

WALK-OFF (2)

Sept. 15, 2012 vs. LAA (Frieri)
Sept. 14, 2018 vs. MIN (Hildenberger)

WALK-OFF INFORMATION

👑 Sept. 15, 2012 vs. LA Angels, (solo HR off Frieri, 9th) 👑 Sept. 14, 2018 vs. Minnesota, (GS off Hildenberger, 9th)
👑 July 7, 2016 vs. Seattle, (double off Cishek, 9th) 👑 Sept. 27, 2018 vs. Cleveland, (single off Ramirez, 10th)

AMERICAN LEAGUE CATCHERS AWARDS (SINCE 2006)

Over the last 15 years, very few catchers in the game can boast the accolades won by Salvador Perez. In addition to his five Rawlings Gold Gloves and three Louisville Silver Sluggers, Salvy has also been an All-Star six times, the World Series MVP in 2015 as well as the American League's Comeback Player of the Year in 2020.

RAWLINGS GOLD GLOVE AWARDS

Year	Player	Club
2006	Iván Rodríguez	Detroit
2007	Iván Rodríguez	Detroit
2008	Joe Mauer	Minnesota
2009	Joe Mauer	Minnesota
2010	Joe Mauer	Minnesota
2011	Matt Wieters	Baltimore
2012	Matt Wieters	Baltimore
2013	Salvador Perez	Kansas City
2014	Salvador Perez	Kansas City
2015	Salvador Perez	Kansas City
2016	Salvador Perez	Kansas City
2017	Martin Maldonado	Los Angeles
2018	Salvador Perez	Kansas City
2019	Roberto Pérez	Cleveland
2020	Roberto Perez	Cleveland

LOUISVILLE SILVER SLUGGER AWARDS

Year	Player	Club
2006	Joe Mauer	Minnesota
2007	Jorge Posada	New York
2008	Joe Mauer	Minnesota
2009	Joe Mauer	Minnesota
2010	Joe Mauer	Minnesota
2011	Alex Avila	Detroit
2012	A.J. Pierzynski	Chicago
2013	Joe Mauer	Minnesota
2014	Yan Gomes	Cleveland
2015	Brian McCann	New York
2016	Salvador Perez	Kansas City
2017	Gary Sánchez	New York
2018	Salvador Perez	Kansas City
2019	Mitch Garver	Minnesota
2020	Salvador Perez	Kansas City

SEBASTIAN RIVERO



SEBASTIAN RIVERO

#48 • CATCHER

BATS
RIGHT

THROWS
RIGHT

HEIGHT
6-1

WEIGHT
215

BORN: NOV. 16, 1998 | MARACAY, VENEZUELA | OD AGE: 22

SIGNED: INTERNATIONAL FREE AGENT, JULY 10, 2015 | MLB SERVICE: 0 DAYS

2020 SEASON

- Spent the entire regular season at Alternate Site in Kansas City, Kansas...was a non-roster invite to Major League Spring Training for the second-straight year, appearing in five Cactus League games.
- Also participated in the club's postseason camp at Kauffman Stadium.
- Selected to the 40-man roster on Nov. 20.

HONORS AND AWARDS

- 2018 Carlos Fortuna Award winner
- 2018 South Atlantic League midseason All-Star

CAREER HIGHLIGHTS

- 2019:** Played a majority of the year with Wilmington (A+)...made his Triple-A debut with Omaha on May 27, going 3-for-8 (.375) with three runs scored in three games.
- Posted a .981 fielding percentage overall (12 errors, 637 chances), while he threw out 20-of-50 (40.0%) would-be basestealers...his 20 runners caught stealing ranked 10th in the Carolina League.
- Recorded a career-high four hits on April 11 at Carolina, going 4-for-5 with a solo homer and three RBI.
- Collected the second triple of his career on May 18 at Potomac...marked his first since Aug. 30, 2017 at Bristol (with Burlington), spanning 369 at-bats in-between.
- 2018:** Spent his third professional season with Lexington (A), setting career highs in runs (41), hits (72), doubles (16), homers (7), RBI (34) and total bases (109).
- Named a South Atlantic League midseason All-Star...caught the final three innings for the North Division.
- Posted a .991 fielding percentage for the year (5 errors in 549 chances), while he threw out 19-of-54 (35.2%) of would-be basestealers.
- Scored a career-high four runs and also collected four RBI to match a career-high, July 2 at Asheville...went 3-for-3 with a double and a homer in the game.
- 2017:** Played the whole year with Burlington (Rookie), batting .265/.288/.381 (50-for-189) with eight doubles, a triple, four homers and 28 RBI...his RBI total ranked sixth among Appalachian League catchers.
- 2016:** In his first professional season, split time between the Dominican Royals and Surprise (Rookie)...combined to hit .280/.312/.342 (45-for-161) with 10 doubles and 24 RBI.

MISC NOTES

- Full name is **Sebastian Rivero Aguilar**...resides in Mariara, Carabobo, Venezuela during the offseason with his wife, Loana and son, Sebastian Enrique.

CAREER BATTING

YEAR	CLUB	AVG	G	AB	R	H	2B	3B	HR	RBI	SAC	SF	HBP	BB	SO	SB	CS	OBP	SLG	E
2016	Dominican Royals	.333	8	27	3	9	0	0	0	4	1	0	0	1	1	0	0	.357	.333	1
	Surprise	.269	38	134	15	36	10	0	0	20	1	1	1	6	28	0	0	.303	.343	4
2017	Burlington	.265	48	189	18	50	8	1	4	28	0	2	1	6	30	0	0	.288	.381	6
2018	Lexington	.258	77	279	41	72	16	0	7	34	4	4	2	17	59	0	1	.301	.391	5
2019	Wilmington	.212	91	288	23	61	14	1	1	24	8	5	6	19	75	2	2	.270	.278	12
	Omaha	.375	3	8	3	3	0	0	0	0	0	0	0	0	2	0	0	.375	.375	0
2020	KANSAS CITY	Did Not Play																		
Minor League Totals		.279	557	2208	324	616	84	54	50	263	12	9	25	167	645	104	41	.335	.434	145

CAREER TRANSACTIONS

2015 Signed by the Kansas City Royals as an international free agent, July 10...signed by Richard Castro, Alberto Garcia and Orlando Estevez



CARLOS SANTANA

#41 • INFIELDER

BATS
SWITCH

THROWS
RIGHT

HEIGHT
5-11

WEIGHT
215

BORN: APRIL 8, 1986 | SANTO DOMINGO, D.R. | OD AGE: 34

SIGNED: MAJOR LEAGUE FREE AGENT, DEC. 8, 2020 | MLB SERVICE: 10 YEARS, 115 DAYS

2020 SEASON

- 👑 In his final season in Cleveland, led the American League in walks (47) and tied for ninth in times on base (89), while playing in all 60 games...his walk total was also second-highest in the Majors, behind only Bryce Harper (49).
- 👑 Of his 47 walks, 42 of them came against right-handed pitching for a .365 OBP vs. righties, despite a .179 average (26-for-145).
- 👑 Ranked third in the AL, seeing 4.40 pitches per plate appearance, trailing only teammate José Ramírez (4.51) and Yasmani Grandal (4.43).
- 👑 Slashed .311/.446/.511 (14-for-45) with three doubles, two homers and 10 RBI in day games...his day game on-base percentage ranked sixth in the AL.
- 👑 Recorded nine games with multiple walks, which tied for the AL lead...collected his fourth career game with four walks, Aug. 6 vs. Cincinnati.
- 👑 Matched a career high with five RBI at Pittsburgh on Aug. 18, accounting for five of Cleveland's six runs with a two-run single and a three-run homer...marked his sixth career game with five RBI and first since Aug. 11, 2019.
- 👑 Also tied a career high, scoring four runs at St. Louis on Aug. 29...marked his third time scoring four runs in a game, with all three occurring since May 29, 2019.
- 👑 Walked in nine-straight games (Aug. 2-11), which was the second-longest streak of his career, behind a 10-game run from May 14-24, 2019.
- 👑 Had four of his nine multi-hit games after Sept. 1, however he hit just .182 (16-for-88) in the final month of the season, after batting .229 (24-for-105) through Aug. 28.
- 👑 Reached base four times (3 H, 1 BB) and collected four RBI in the regular season finale, Sept. 27 vs. Pittsburgh...since debuting in 2010, his four games with four RBI and four times on base are tied for the second most in the Majors, trailing only former teammate José Ramírez (6).

HONORS AND AWARDS

- 2019 MLB All-Star/HR Derby participant
- 2019 Louisville Silver Slugger (IB)
- 2017 Wilson Defensive Player of the Year (IB)
- **First MLB home run:** June 12, 2010 vs. Washington, solo shot off J.D. Martin
- **First MLB hit:** June 12, 2010 vs. Washington, double off J.D. Martin
- 2009 Topps Eastern League Player of the Year
- 2009 Eastern League MVP
- 2009 Eastern League midseason/postseason All-Star
- 2009 SiriusXM All-Star Futures Game selection
- 2008 California League MVP
- 2008 California League midseason/postseason All-Star
- 2008 MiLB.com Class A Top Offensive Player
- 2008 *Baseball America* High Class A All-Star

CAREER HIGHLIGHTS

- 👑 Signed a two-year contract with the Royals on Dec. 8, 2020.
- 👑 Since his debut season (2010), his 991 career walks rank second in the Majors, behind only Joey Votto (1,083)...ranked in the top 10 of his respective league in walks every season since 2011, including leading the Majors in 2014 with a career-high 113 free passes.
- 👑 Among active Major League switch hitters, his 240 career home runs are tops, while he ranks second in hits (1,325), doubles (301) and RBI (796) to Asdrúbal Cabrera, while he's third in runs scored (799).
- 👑 In 74 career games at Kauffman Stadium, he's slashing: .327/.449/.628 (1.077 OPS), with 21 doubles, three triples, 18 homers, 52 runs scored and 61 RBI...his home run total ranked fifth among opposing hitters entering 2021.
- 👑 **2019:** Returned to Cleveland after a one-year stay in Philadelphia...earned selection to his first All-Star Game and was named a Louisville Silver Slugger.
- 👑 Traded twice in a 10-day span, going from Philadelphia to Seattle to Cleveland...acquired by the Mariners on Dec. 3, 2018 with INF J.P. Crawford for RHP Juan Nicasio, LHP James Pazos and INF Jean Segura...acquired by the Tribe on Dec. 13, 2018 as part of a three-team trade that also included Tampa Bay.
- 👑 Set career highs in hits (161), runs (110), RBI (93), batting average (.281), slugging percentage (.515) and OPS (.911)...ranked third in the AL in walks (108) and on-base percentage (.397) and fourth in times reaching base (272).
- 👑 Led American League first basemen in OPS, making 135 starts at first and 23 as the designated hitter, reaching base in 132 of his 158 starts.
- 👑 One of three Major League players to record 30+ doubles, 30+ homers, 100+ runs scored and 100+ walks...became the fourth Cleveland hitter to reach those numbers.
- 👑 Reached base in a career-high 30-straight games, from June 4-July 12.
- 👑 Served as the starting first baseman for the American League in the All-Star Game at Progressive Field...also participated in the Home Run Derby, but lost in the first round to eventual champ Pete Alonso.
- 👑 Batted .350 (35-for-100) with 26 runs scored, six doubles, eight homers and 22 RBI (1.122 OPS) during the month of August...it marked his highest average of any month in which he had at least 100 plate appearances.
- 👑 Recorded his 10th multi-homer game on Aug. 15 at Yankee Stadium, hitting a two-run shot in the fourth inning and a solo shot in the eighth.
- 👑 Hit a pair of walk-off home runs: April 5 vs. Toronto and Aug. 12 vs. Boston, the fifth and sixth walk-off blasts of his career.

CARLOS SANTANA (CONT.)

- 👑 Matched a career-high five RBI on May 29 at Boston, going 3-for-4 with a pair of walks, finishing a single shy of hitting for the cycle.
- 👑 **2018:** Spent his only season in Philadelphia, after signing a three-year contract with the Phillies on Dec. 20, 2017.
- 👑 Played a career-high 161 games and ranked second in the National League in walks (110) and tied for sixth in sac flies (8)...his walk total was the highest by a switch-hitter in franchise history, passing Pete Rose (95) in 1979.
- 👑 Notched his 1,000th career hit in the fourth inning on April 7 vs. Miami, with a two-run double off reliever Jacob Turner.
- 👑 Recorded 13 RBI in a four-game series vs. San Francisco, May 7-10, tying the franchise record for most RBI in a series of any length.
- 👑 Drew 28 walks in the month of June, which tied with Joey Votto for the Major League lead...it was the most walks in a month by a Phillie since Ryan Howard walked 35 times in September 2006.
- 👑 **2017:** Named a Wilson Defensive Player of the Year, leading the American League in assists (95) and fifth in fielding percentage (.996)...ranked fourth in walks (88)...also a finalist for a *Rawlings* Gold Glove.
- 👑 Made 153 starts: 139 at first base, seven in right field and seven as the DH.
- 👑 Hit his sixth career leadoff home run on April 4 at Texas off Martín Pérez.
- 👑 Homered from both sides of the plate twice: July 24 vs. Cincinnati and Aug. 15 at Minnesota.
- 👑 **2016:** Collected single season bests in homers (34) and extra-base hits (68)...his 34 HR were the most by a Major League switch hitter since Mark Teixeira hit 39 for the Yankees in 2011.
- 👑 Hit five leadoff home runs: April 22 at Detroit, May 8 vs. Kansas City, June 25 at Detroit, July 8 vs. New York Yankees and Aug. 11 vs. Los Angeles Angels.
- 👑 Enjoyed a career-best 14-game hitting streak (June 30-July 17), batting .350 (21-for-60) with six doubles, four homers, 11 runs scored and nine RBI.
- 👑 Doubled and tripled in consecutive games at Kansas City (Sept. 30-Oct. 1), the fourth time an Indians player has done that since 1913 and first since Odell Hale in 1936.
- 👑 **2015:** Ranked second in the AL in walks (108) and fifth in the Majors, trailing only Joey Votto (143), Bryce Harper (124), Paul Goldschmidt (118) and José Bautista (110).
- 👑 Made 153 starts: 132 games at first base and 21 as the designated hitter.
- 👑 Hit his 105th career home run on June 13 at Detroit, passing Carlos Baerga for most in franchise history by a switch hitter...his 216 career HR with Cleveland are 78 more than Francisco Lindor (138), who ranks second among switch hitters.
- 👑 Hit his second career grand slam on Sept. 18 vs. the White Sox, off Chris Sale.
- 👑 **2014:** Led the Majors in walks (113), setting the Cleveland franchise record for walks by a switch hitter... became the first switch hitter to lead the Majors in walks since Tony Phillips in 1993.
- 👑 Began the year as the club's Opening Day third baseman, making 26 starts at the hot corner, before switching to first base in late May...also made 10 starts behind the plate, with his final game as a catcher coming on May 25 at Baltimore.
- 👑 Enjoyed his fourth and fifth career multi-homer games on July 25 and July 27 at Kauffman Stadium, going 9-for-14 (.643) with two doubles, five homers and eight RBI in the four-game series...named AL Player of the Week on July 28...his six home runs at Kauffman Stadium tied for the most at the park in any one season by a visiting player (*Elias*).
- 👑 Following the All-Star break, ranked tied for second in the AL in RBI (48), sixth in OPS (.860) and tied for sixth in homers (15).
- 👑 **2013:** Ranked second in the AL in walks (93), third in pitches per plate appearance (4.29), tied for seventh in doubles (39) and eighth in on-base percentage (.377).
- 👑 Made 81 starts at catcher, 47 as the designated hitter and 24 at first base.
- 👑 Batted .389 (28-for-72) in the month of April with nine doubles, five homers, 13 RBI and 14 runs scored, leading the AL in average, on-base percentage (.476) and OPS (1.198) for the month.
- 👑 Went a career-best 5-for-5 with three runs scored, two doubles, a homer and three RBI on April 7 at Tampa Bay.
- 👑 **2012:** Ranked third in the AL in walks (91).
- 👑 Signed a five-year contract extension through 2016, with a club option for 2017 on April 10.
- 👑 After hitting .221 (54-for-244) before the All-Star break, slashed .281/.389/.498 (74-for-263) with 14 doubles, 13 homers and 46 RBI following the Midsummer Classic... ranked seventh in the AL in second-half OBP and was 10th in OPS (.887).
- 👑 Placed on the Concussion Injured List (7-day) from May 26-June 4, after taking a foul tip off his catcher's mask on May 25 in Chicago.
- 👑 **2011:** In his first full Major League season, set the club record for home runs (27) by a switch hitter, which he matched in 2014 and passed in 2016...his record was broken by both José Ramírez (39) and Francisco Lindor (38) in 2018.
- 👑 Ranked third in the American League in walks (97).
- 👑 One of four players in the Majors in 2011, with at least 25 homers, 35 doubles and 90 walks, along with Prince Fielder, Miguel Cabrera and Joey Votto.
- 👑 Hit a walk-off grand slam on April 29 vs. Detroit, off Joaquin Benoit, his first career slam...became the first Indians catcher to hit a walk-off slam.
- 👑 Clubbed a pinch-hit walk-off blast on Sept. 23 vs. Minnesota, off Matt Capps, for his first career pinch-hit homer and the only one by an Indians player in 2011.
- 👑 **2010:** Made his big league debut on June 11 vs. Washington, becoming the first Indians player to hit third in his debut since Jim Norris in 1977.
- 👑 Connected for his first hit/RBI on June 12 vs. the Nats, with a second-inning RBI double off J.D. Martin...also hit his first homer off Martin, a solo shot, in the fifth.
- 👑 His .401 on-base percentage in 46 games would have tied for fourth in the AL had he reached the qualifying number of at bats.
- 👑 Suffered a season-ending injury on Aug. 2 at Fenway Park, colliding with Ryan Kalish at home plate in the seventh inning...sustained damage to his lateral collateral ligament (LCL) and underwent surgery by Dr. Rick Parker in Cleveland on Aug. 6.
- 👑 **2008:** Led all minor league players in runs (125) and finished second in RBI (117)...named California League (A+) MVP, despite being promoted to Double-A for the final five weeks of the season.

MISC NOTES

- 👑 **Carlos Santana** resides in Santo Domingo, Dominican Republic during the offseason with wife, Brittany and children, Carlos David, Savian Jazmin, Luna Star and Giancarlo.
- 👑 Worked on the KeyBank Glove Drive and Kids Run the Bases events in 2011...he and wife, Brittany, were frequent visitors to the Providence House during his time in Cleveland, the nation's oldest crisis nursery, committed to child abuse prevention and family preservation.
- 👑 Played for the World Baseball Classic champion Dominican Republic squad in 2013 and again in 2017... hit .308 (8-for-26) with two doubles and three RBI in the 2017 tournament.
- 👑 Signed his first pro contract with the Los Angeles Dodgers on Aug. 13, 2014...signing scout was current Royals Vice President/Assistant GM Rene Francisco.

POSTSEASON HIGHLIGHTS

- 👑 Has appeared in 23 postseason games in his career - all with Cleveland...ranks tied for seventh in franchise history with four postseason homers and eighth in walks (12).
- 👑 **2020:** Started at first base in both Wild Card round games vs. the New York Yankees...went hitless with a walk and a run scored.
- 👑 **2017:** Started in all five games of the Divisional Series vs. the Yankees, going 4-for-19 (.211)...reached base in four of the five contests.
- 👑 Hit a two-run shot off Luis Severino in Game 4 of the series.
- 👑 **2016:** Helped the Tribe reach the World Series for the first time since 1997.
- 👑 Batted .192 (10-for-52) with three homers, four RBI, six runs scored and eight walks in postseason play...tied for second among all MLB players in homers and walks.
- 👑 Recorded three hits, including a solo homer, in Game 6 of the World Series vs. the Chicago Cubs.
- 👑 **2013:** In first postseason game, the AL Wild Card Game vs. Tampa Bay, went 2-for-4 with a double in the Tribe's 4-0 setback.

CAREER BATTING

YEAR	CLUB	AVG	G	AB	R	H	2B	3B	HR	RBI	SAC	SF	HBP	BB	SO	SB	CS	OBP	SLG	E
2005	Gulf Coast Dodgers	.295	32	78	14	23	4	1	1	14	0	2	1	16	8	0	2	.412	.410	2
2006	Ogden	.303	37	132	31	40	5	1	7	27	0	5	1	30	19	4	0	.423	.515	2
	Vero Beach	.268	54	198	16	53	10	2	3	18	0	1	1	23	43	0	3	.345	.384	14
2007	Great Lakes	.223	86	292	32	65	20	1	7	36	1	0	1	40	45	5	3	.318	.370	19
2008	Inland Empire	.323	99	350	88	113	34	4	14	96	2	9	4	69	59	7	4	.431	.563	17
	Kinston	.352	29	105	34	37	5	1	6	19	0	1	0	20	24	3	0	.452	.590	3
	Akron	.125	2	8	3	1	0	0	1	2	0	0	0	0	2	0	0	.125	.500	0
2009	Akron	.290	130	428	91	124	30	2	23	97	0	10	7	*90	83	2	2	.413	*.530	9
2010	Columbus	.316	57	196	39	62	14	1	13	51	0	2	3	45	39	6	0	.447	.597	3
	CLEVELAND	.260	46	150	23	39	13	0	6	22	0	4	1	37	29	3	0	.401	.467	3
2011	CLEVELAND	.239	155	552	84	132	35	2	27	79	0	7	2	97	133	5	3	.351	.457	11
2012	CLEVELAND	.252	143	507	72	128	27	2	18	76	0	8	3	91	101	3	5	.365	.420	9
	Lake County@	.250	1	4	1	1	0	0	1	2	0	0	0	0	0	0	0	.250	1.000	0
2013	CLEVELAND	.268	154	541	75	145	39	1	20	74	0	4	4	93	110	3	1	.377	.455	5
2014	CLEVELAND	.231	152	541	68	125	25	0	27	85	0	3	3	*113	124	5	2	.365	.427	11
2015	CLEVELAND	.231	154	550	72	127	29	2	19	85	0	5	3	108	122	11	3	.357	.395	3
2016	CLEVELAND	.259	158	582	89	151	31	3	34	87	0	5	2	99	99	5	2	.366	.498	5
2017	CLEVELAND	.259	154	571	90	148	37	3	23	79	0	2	6	88	94	5	1	.363	.455	5
2018	PHILADELPHIA	.229	161	560	82	128	28	2	24	86	0	8	1	110	93	2	1	.352	.414	11
2019	CLEVELAND	.281	158	573	110	161	30	1	34	93	0	2	3	108	108	4	0	.397	.515	10
2020	CLEVELAND	.199	60	206	34	41	7	0	8	30	0	1	1	47	43	0	0	.349	.350	4
Minor League Totals		.290	527	1791	349	519	122	13	76	362	3	30	18	333	322	27	14	.401	.500	69
Major League Totals		.248	1495	5333	799	1325	301	16	240	796	0	49	29	991	1056	46	18	.366	.446	77

* - Led league, @ - Minor League injury rehab

POSTSEASON BATTING

YEAR	SERIES	VS. OPP.	AVG	G	AB	R	H	2B	3B	HR	RBI	SH	SF	HP	BB	SO	SB	CS	E
2013	Wild Card	vs. TB	.500	1	4	0	2	1	0	0	0	0	0	0	0	1	0	0	0
2016	AL Division Series	vs. BOS	.182	3	11	1	2	0	0	0	0	0	0	1	0	2	0	0	0
	AL Championship Series	vs. TOR	.167	5	18	3	3	0	0	2	2	0	0	0	2	2	0	0	0
	World Series	vs. CHC	.217	7	23	2	5	1	0	1	2	0	0	0	6	7	0	0	0
2017	AL Division Series	vs. NYY	.211	5	19	2	4	0	0	1	4	0	0	0	3	4	0	0	1
2020	Wild Card Series	vs. NYY	.000	2	8	1	0	0	0	0	0	0	0	0	1	3	0	0	0
Wild Card Totals			.167	3	12	1	2	1	0	0	0	0	0	0	1	4	0	0	0
Division Series Totals			.200	8	30	3	6	0	0	1	4	0	0	1	3	6	0	0	1
Championship Series Totals			.108	5	18	3	3	0	0	2	2	0	0	0	2	2	0	0	0
World Series Totals			.217	7	23	2	5	1	0	1	2	0	0	0	6	7	0	0	0
Postseason Totals			.193	23	83	9	16	2	0	4	8	0	0	1	12	19	0	0	1

WORLD BASEBALL CLASSIC

YEAR	CLUB	AVG	G	AB	R	H	2B	3B	HR	RBI	SH	SF	HP	BB	SO	SB	CS	E
2013	Dominican Republic	.273	8	22	5	6	1	0	2	3	0	0	0	9	6	0	1	0
2017	Dominican Republic	.308	6	26	2	8	2	0	0	3	0	0	0	1	5	0	0	1
World Baseball Classic Totals		.292	14	48	7	14	3	0	2	6	0	0	0	10	11	0	1	1

ALL-STAR BATTING

YEAR	CLUB	SITE	AVG	G	AB	R	H	2B	3B	HR	RBI	SH	SF	HP	BB	SO	SB	CS	E
2019	American League	CLE	.000	1	3	0	0	0	0	0	0	0	0	0	0	1	0	0	0
All-Star Game Totals			.000	1	3	0	0	0	0	0	0	0	0	0	0	1	0	0	0

CARLOS SANTANA (CONT.)

CAREER TRANSACTIONS

- 2004 Signed by the Los Angeles Dodgers as an international free agent, Aug. 13...signed by Rene Francisco
- 2008 Acquired by the Cleveland Indians with RHP Jon Meloan for INF Casey Blake and cash, July 26
- 2010 Placed on the 15-day Injured List (left knee surgery), Aug. 3...transferred to 60-day IL, Sept. 23...reinstated Nov. 9
- 2012 Placed on the 7-day Concussion IL, May 26...reinstated June 4
- 2014 Placed on the 7-day Concussion IL, May 27...reinstated June 6
- 2017 Placed on the Paternity List, July 5...reinstated July 8
Signed by the Philadelphia Phillies as a Major League free agent, Dec. 20
- 2018 Acquired by the Seattle Mariners, with INF J.P. Crawford, for RHP Juan Nicasio, LHP James Pazos and INF Jean Segura, Dec. 3
Acquired by the Cleveland Indians as part of a three-team trade, with cash...the Tampa Bay Rays sent cash to the Seattle Mariners and OF Jake Bauers to Cleveland...Cleveland sent 1B Edwin Encarnación and a 2019 competitive balance pick to Seattle, Dec. 13
- 2020 Signed by the Kansas City Royals as a Major League free agent, Dec. 8

SINGLE GAME BESTS

HITS

5 April 7, 2013 at TB
4 (5x) Last: March 31, 2019 at MIN

DOUBLES

2 (19x) Last: Sept. 27, 2020 vs. PIT

RBI

5 (6x) Last: Aug. 18, 2020 at PIT
4 (14x) Last: Sept. 27, 2020 vs. PIT

RUNS

4 (3x) Last: Aug. 28, 2020 at STL
3 (20x) Last: Sept. 27, 2020 vs. PIT

HITTING STREAKS

14 June 30-July 17, 2016
12 June 4-17, 2019
Sept. 6-17, 2013
11 Aug. 28-Sept. 9, 2018
Aug. 23-Sept. 4, 2015

CAREER FIELDING

POSITION	PCT.	G	TC	PO	A	E	DP	SB	CS	SB%	PB
Catcher	.991	330	2435	2241	173	21	12	207	61	77.2	25
First Base	.994	890	7557	6969	539	49	686	-	-	-	-
Third Base	.933	45	105	34	64	7	6	-	-	-	-
Outfield	1.000	8	12	11	1	0	1	-	-	-	-

HOME RUN INFORMATION

MULTI-HOMER GAMES (10)

Sept. 13, 2011 at TEX (2)
April 8, 2012 vs. TOR (2)
Sept. 23, 2012 at KC (2)
July 25, 2014 at KC (2)
July 27, 2014 at KC (2)
May 19, 2016 at CIN (2)
June 12, 2016 at LAA (2)
July 24, 2017 vs. CIN (2)
Aug. 15, 2017 at MIN (2)
Aug. 15, 2019 at NYY (2)

GRAND SLAMS (4)

April 29, 2011 vs. DET (Benoit)
Sept. 18, 2015 vs. CWS (Sale)
Aug. 29, 2018 vs. WSH (González)
Aug. 11, 2019 at MIN (Rogers)

WALK-OFF (6)

April 29, 2011 vs. DET (Benoit)**
Sept. 23, 2011 vs. MIN (Capps)
July 31, 2013 vs. CWS (Axelrod)
June 17, 2016 vs. CWS (Jones)
April 5, 2019 vs. TOR (Biagini)
Aug. 12, 2019 vs. BOS (Walden)

PINCH-HIT (1)

Sept. 23, 2011 vs. MIN (Capps)%

INSIDE-THE-PARK (1)

Aug. 31, 2013 at DET (Veras)

LEADOFF (7)

April 22, 2016 at DET (Verlander)
May 8, 2016 vs. KC (Vólquez)
June 25, 2016 at DET (Sánchez)
July 8, 2016 vs. NYY (Green)
Aug. 11, 2016 vs. LAA (Chacin)
April 4, 2017 at TEX (Pérez)
Sept. 4, 2018 at MIA (Richards)

**-Grand Slam

%-Walk-Off

WALK-OFF INFORMATION

- 👑 April 29, 2011 vs. Detroit, (grand slam off Benoit; 9th)
- 👑 April 5, 2019 vs. Toronto, (solo shot off Biagini; 9th)
- 👑 May 17, 2012 vs. Seattle, (single off League; 11th)
- 👑 July 31, 2013 vs. Chi. White Sox, (solo shot off Axelrod; 10th)
- 👑 June 17, 2016 vs. Chi. White Sox, (solo shot off N. Jones; 9th)
- 👑 Aug. 12, 2019 vs. Boston, (solo shot off Walden; 9th)



BRADY SINGER

#51 • RIGHT-HANDED PITCHER

BATS
RIGHT

THROWS
RIGHT

HEIGHT
6-5

WEIGHT
215

BORN: AUG. 4, 1996 | LEESBURG, FLA. | OD AGE: 24

SELECTED: FIRST ROUND (18TH OVERALL), 2018 DRAFT | MLB SERVICE: 1 YEAR

2020 SEASON

- Made his Major League debut on July 25 at Cleveland and started 12 games during his rookie season...led all first-year pitchers in innings (64.1) and strikeouts (61), becoming the second Royal (Steve Busby, 1973) to lead MLB rookies in both categories.
- Debuted in KC's second game of the season, allowing two runs on three hits over 5.0 innings, with seven strikeouts, taking a no-decision in a 3-2 triumph in 10 innings...his strikeout total was one shy of the club record in a debut, held by J.P. Howell (2005) and Paul Splittorff (1970).
- Became the first Royal to debut as a starting pitcher within the team's first two games of the season, and just the fifth pitcher to do this in the previous 13 seasons across the Majors.
- Posted a 3.18 ERA (14 ER in 39.2 IP) and held opponents to a .179 average (25-for-140) in his road starts...comparatively, he had a 5.47 ERA (15 ER in 24.2 IP) and a .281 opponents average (27-for-96) at home.
- Became the first pitcher since 1901 to record at least 5.0 innings and allow no more than five hits in each of his first seven career road starts, surpassing Phil Hughes, who did it in his first six career road starts in 2007...it's tied for the longest streak of its kind in franchise history, matching James Shields (Aug. 1, 2013-March 31, 2014).
- Earned September Royals Pitcher of the Month honors, going 3-2 with a 2.73 ERA (9 ER in 29.2 IP), with nine walks and 30 strikeouts in the month...also held opponents to a .184 average (19-for-103) in September, good for second in the AL behind only Gerrit Cole (.147).
- Held opponents to a .205 average (8-for-39) with runners in scoring position...of the 28 runs he allowed, 14 of them came via the eight home runs he surrendered, though he finished the season without allowing a roundtripper in his final 30.2 frames.
- Held opposing No. 3-4-5 hitters to a combined 9-for-81 (.111)—best in the Majors—with just three extra-base hits and six RBI.
- Fanned a season-high eight hitters on Aug. 4 at Wrigley Field, but suffered his first loss, 5-4...also matched his strikeout total on Sept. 10 at Cleveland and Sept. 16 at Detroit.
- Earned his first big league win on Aug. 9, with a 4-2 triumph over Minnesota, his first of three-straight starts against the Twins...allowed two runs on five hits over 5.0 innings.
- Took a no-hitter into the eighth inning on Sept. 10 in Cleveland, before allowing a two-out single to Austin Hedges...retired the next batter to complete 8.0 scoreless innings for the first time, allowing one hit and two walks, with eight strikeouts...became the 22nd Royals pitcher to allow one hit or less over 8.0 scoreless innings and first since Danny Duffy on Aug. 1, 2016 at Tampa Bay.
- Followed up his near no-hitter with 6.0 scoreless innings in Detroit on Sept. 16, earning his second-straight win...fanned the first five batters of the game to match a franchise record, held by Gil Meche (June 21, 2008 vs. San Francisco), according to Sportradar...threw 10 strikes in the first inning, just missing an immaculate inning as Miguel Cabrera fouled off an 0-2 pitch.
- Earned his fourth victory in the season finale vs. Detroit on Sept. 27, holding the Tigers to one run on three hits over 7.0 innings, with no walks and five strikeouts.

HONORS AND AWARDS

- **First MLB win:** Aug. 9, 2020 vs. Minnesota
- 2019 Northwest Arkansas Pitcher of the Year
- 2019 MiLB.com Organization All-Star
- 2019 SiriusXM All-Star Futures Game selection
- 2019 Carolina League midseason All-Star

CAREER HIGHLIGHTS

- 2019:** Split the season between Wilmington (A+) and Northwest Arkansas (AAA).
- His 12 combined victories were the most by a Royals minor league pitcher and tied for ninth among all minor league hurlers...also ranked fourth in ERA (2.85) (min. 100.0 IP), fifth in strikeouts (138) and WHIP (1.19) (min. 100.0 IP) in the organization.
- Named Northwest Arkansas Pitcher of the Year, while also earning Organization All-Star honors from MiLB.com.
- Selected to the SiriusXM All-Star Futures Game, pitching a scoreless sixth inning in the contest at Progressive Field in Cleveland.
- Tabbed a Carolina League midseason All-Star, but did not appear in the game due to his promotion to Northwest Arkansas.
- Named Texas League Pitcher of the Week for the week of July 28, going 1-0 with a 1.46 ERA (2 ER in 12.1 IP) and 12 strikeouts in two starts vs. Amarillo.
- Collected a season-high 10 strikeouts vs. Frederick (with Wilmington) on May 16, tossing 6.0 scoreless innings in a 6-1 triumph...scattered six hits and did not issue a walk.
- Tossed a season-high 7.0 scoreless innings in consecutive starts with Wilmington: May 21 at Salem (ND, 2-1 win in 10 innings) and May 27 vs. Myrtle Beach (1-0 win), which were his last two starts with the Blue Rocks...also tossed 7.0 shutout frames at Arkansas (with Northwest Arkansas) on Aug. 14.
- Over his last four starts of the year, went 4-0 with a 1.35 ERA (4 ER in 26.2 IP), collecting 26 strikeouts, compared to seven walks (3.71 K/BB ratio).
- 2018:** Did not pitch professionally after being selected 18th overall by the Royals.

BRADY SINGER (CONT.)

MISC NOTES

- Full name is **Brady Alan Singer**...resides in Leesburg, Florida, during the offseason.
- Graduated from Eustis High School (Fla.) in 2015... selected by Toronto in the second round (56th overall) of the First-Year Player Draft, but did not sign.
- Attended the University of Florida, where he helped the Gators win the school's first NCAA College World Series championship in 2017...named All-SEC Second Team, College World Series All-Tournament Team and to the SEC Academic Honor Roll...fanned 12 LSU hitters in Game 1 of the College World Series finals, the most

strikeouts in the championship round since the event moved to a best-of-three format in 2003.

- In 2018 at Florida, went 12-3 with a 2.55 ERA and 114 strikeouts as a junior...named SEC Pitcher of the Year, leading the conference in wins and ERA...won the Dick Howser Trophy, which is awarded annually to the top player in college baseball, and was a finalist for the Golden Spikes Award...named *Baseball America* College Player of the Year, becoming the second player drafted by the Royals to earn that honor, joining: Alex Gordon (2005).

CAREER PITCHING

YEAR	CLUB	W-L	ERA	G	GS	CG	SHO	SV	IP	H	R	ER	HR	HB	BB	SO	WP	BK	AVG
2019	Northwest Arkansas Wilmington	7-3	3.47	16	16	1	0	0	90.2	86	43	35	8	6	26	85	4	1	.248
2020	KANSAS CITY	5-2	1.87	10	10	0	0	0	57.2	51	20	12	1	7	13	53	1	0	.247
	2020 KANSAS CITY	4-5	4.06	12	12	0	0	0	64.1	52	29	29	8	2	23	61	5	1	.220
	Minor League Totals	12-5	2.85	26	26	1	0	0	148.1	137	63	47	9	13	39	138	5	1	.247
	Major League Totals	4-5	4.06	12	12	0	0	0	64.1	52	29	29	8	2	23	61	5	1	.220

CAREER TRANSACTIONS

2018 Selected by the Kansas City Royals in the first round (18th overall) of the First-Year Player Draft...signed by Jim Buckley

CAREER BATTING/FIELDING

	AVG.	AB	H	HR	RBI	POSITION	PCT.	G	TC	PO	A	E	DP
MLB Totals	-	-	-	-	-	Pitcher	.833	12	12	3	7	2	0

SINGLE GAME BESTS

STRIKEOUTS

8 Aug. 4, 2020 at CHC
Sept. 10, 2020 at CLE
Sept. 16, 2020 at DET

INNINGS PITCHED

8.0 Sept. 10, 2020 at CLE
7.0 Sept. 27, 2020 vs. DET
6.0 Sept. 16, 2020 at DET

WINNING STREAK

2 Sept. 10-16, 2020

DOUBLE DIGIT STRIKEOUT PERFORMANCES

Games	Name	Best	Date	Opponent
21	Kevin Appier	13	May 25, 1994 Sept. 15, 1995 Aug. 29, 1996	vs. Texas at California at Detroit
9	Zack Greinke	15	Aug. 25, 2009	vs. Cleveland
8	Mark Gubicza	14	Aug. 27, 1988	vs. Minnesota
8	Bret Saberhagen	13	Sept. 30, 1989	at Oakland
8	Tom Gordon	13	April 20, 1991	at New York
7	Dennis Leonard	13	July 8, 1977 Sept. 23, 1977	vs. Oakland at California
6	Danny Duffy	16	Aug. 1, 2016	at Tampa Bay
5	Steve Busby	13	July 10, 1973	at Milwaukee
5	Yordano Ventura	11	Aug. 27, 2015 Sept. 2, 2015 Oct. 3, 2015	vs. Baltimore vs. Detroit at Minnesota
4	Bob Johnson	12	Aug. 23, 1970	vs. Boston
4	James Shields	12	April 17, 2014	at Houston
3	Bill Butler	10	July 15, 1969 July 20, 1969 Sept. 5, 1969	at California at Chicago at Seattle
3	David Cone	12	July 23, 1994	at Detroit
3	Luke Hochevar	13	July 25, 2009	vs. Texas
3	Ian Kennedy	11	June 26, 2016	vs. Houston
3	Gil Meche	11	June 10, 2009	at Cleveland
2	Danny Jackson	12	May 26, 1987	at Chicago
2	Nate Karns	12	May 13, 2017	vs. Baltimore
2	Charlie Leibrandt	11	July 31, 1988	at Baltimore
2	Paul Splittorff	10	Sept. 5, 1972 Sep. 16, 1973	at Texas at California
1	21 pitchers (Floyd Bannister, Bud Black, Nellie Briles, Wally Bunker, Dick Drago, Rich Gale, Jason Hammel, Luke Hudson, Jakob Junis, Brad Keller, Mark Littell, Jorge López, Mike Montgomery, Felipe Paulino, Odalis Perez, Pat Rapp, Blake Stein, Edinson Vólquez, Jay Witasick, Ken Wright, Chris Young)			



JORGE SOLER

#12 • OUTFIELDER

BATS
RIGHT

THROWS
RIGHT

HEIGHT
6-4

WEIGHT
235

BORN: FEB. 25, 1992 | HAVANA, CUBA | OD AGE: 29

ACQUIRED: TRADE W/ CHICAGO CUBS, DEC. 7, 2016 | MLB SERVICE: 5 YEARS, 143 DAYS

2020 SEASON

- ⚡ Limited to 43 games due to two stints on the Injured List, from Sept. 8-21 and Sept. 25-28, both of which were due to a strained right oblique.
- ⚡ Made eight starts in right field—where he was perfect on 12 chances—and 34 starts as the designated hitter and made one appearance as a pinch hitter.
- ⚡ Had his consecutive games streak snapped at 199 on Sept. 3, which was the third-longest active streak in the Majors at the time, according to *Ellias*.
- ⚡ Hit eight homers, including five in his first 16 games (12.00 AB/HR) and ranked tied for second in the American League through Aug. 8...hit three over his last 27 games (29.7 AB/HR) and none in his last 11 to mark his longest drought since going 13 straight without a homer from May 9-24, 2018.
- ⚡ Over his first 29 games (through Aug. 24), he slashed .260/.345/.510 (27-for-104) with five doubles, seven homers and 19 RBI...hit just .156 (7-for-45) with a .289 slugging pct. (3 doubles, 1 homer) and five RBI over his final 14 contests, including 3-for-25 (.120) in his last eight games.
- ⚡ All eight of his homers and 20 of his 24 RBI came vs. right handers, who he hit .224 against (29-for-130), compared to .263 (5-for-19) vs. lefties.
- ⚡ Hit back-to-back homers with Salvador Perez on July 25 at Cleveland (1st inning off Mike Clevinger) and Aug. 8 vs. Minnesota (3rd inning off Cody Stashak).
- ⚡ Reached base in 25 consecutive games (Sept. 14, 2019–Aug. 3, 2020)—including the first 11 games of 2020—to mark the second-longest streak of his career, one shy of a 26-game run from June 30–July 30, 2019...also had a 15-game on-base streak from Aug. 16–Sept. 1.
- ⚡ Recorded the seventh multi-homer game of his career on Aug. 8 vs. Minnesota, hitting a solo shot in the third inning and a go-ahead three-run blast in the fourth.
- ⚡ Struck out in eight-straight at-bats from Aug. 15-16, one shy of matching the club record held by Steve Balboni (1984) and Bo Jackson (1988).
- ⚡ Reached twice on catcher's interference on Aug. 22 vs. Minnesota, becoming the first Royal to do this in the same game and the fourth in the Majors since 2016, joining Nick Senzel (Aug. 8, 2019), Tommy La Stella (June 7, 2018) and Josh Reddick (April 28, 2017).

HONORS AND AWARDS

- 2019 Les Milgram Royals Player of the Year
- 2016 World Series Champion (Chicago Cubs)
- **First MLB hit/home run:** Aug. 27, 2014 at Cincinnati, solo shot off Mat Latos
- 2013 Arizona Fall League "Rising Star"
- 2013 SiriusXM All-Star Futures Game selection
- 2013 Florida State League midseason All-Star

CAREER HIGHLIGHTS

- ⚡ His 33 homers vs. the American League Central since 2019—including eight in 2020—are second most in the Majors behind Nelson Cruz (39).
- ⚡ **2019:** Hit a franchise-record 48 home runs, 10 more than Mike Moustakas' previous record of 38 set in 2017.
- ⚡ Named Royals finalist for the Hank Aaron Award.
- ⚡ His 48 home runs were third most in the Majors... became the first Royal to lead the American League in homers, with three more than second-place Mike Trout (45)...HR total set a new single-season record by a Cuban-born player, one more than Rafael Palmeiro hit in 1999 and 2001.
- ⚡ Of his 48 home runs, 21 came at home, matching Chili Davis (1997) and Dean Palmer (1998) for the most homers hit in a single season in the 48-year history of Kauffman Stadium.
- ⚡ His 27 home runs on the road were a club record and most in the Majors in 2019...the last American League player with more road homers in a season was Alex Rodríguez (28) in 2007.
- ⚡ Had a career-high 117 RBI, matching Xander Bogaerts for second most in the American League, trailing only José Abreu (123)...his RBI total ranked seventh in franchise history and the most since 2000 (Mike Sweeney-144, Jermaine Dye-118).
- ⚡ Ranked fourth in the AL in extra-base hits (82), fifth in slugging (.569) and seventh in OPS (.922).
- ⚡ His 82 extra-base hits were third in Royals history, trailing Hal McRae (86 in 1977) and George Brett (85 in 1979).
- ⚡ Became the third American League player in the last 10 seasons to have a 45-homer, 30-double season, joining Chris Davis (2013, 2015) and José Bautista (2010).
- ⚡ One of four American League players to play in 162 games, joining teammate Whit Merrifield, Baltimore's Jonathan Villar and Oakland's Marcus Semien...Merrifield and Soler were the seventh and eighth Royals to play 162 games in a season, joining: Alcides Escobar (2014, 2016-17), Eric Hosmer (2017), Billy Butler (2013), Carlos Beltrán (2002), Al Cowens (1977) and Hal McRae (1977).
- ⚡ Became the eighth player to hit at least 48 home runs and play 162 games in a season, joining Ryan Howard (2008), Álex Rodríguez (2001-02, 2005), Luis Gonzalez (2001), Sammy Sosa (1999), Albert Belle (1998), Harmon Killebrew (1969) and Willie Mays (1962).
- ⚡ Hit 13 first-pitch home runs, one behind Jeff McNeil for the Royal League lead, and the most by a Royal in a single season since at least 1988 (when pitch-count data is available), four more than Mike Sweeney (2004), Bo Jackson (1990) and Danny Tartabull (1988).
- ⚡ His 465-ft. home run off Kyle Gibson on Aug. 3 was the longest homer by a Royal since Brandon Moss' 474-ft. homer on July 1, 2017 off José Berrios...of his 48 home runs, 17 traveled at least 430 ft., one shy of the American League record in the Statcast Era (since 2015).

JORGE SOLER (CONT.)

- 👑 Had a career-long 26-game on-base streak from June 30-July 30, which was the longest active streak in the Majors when it snapped, and was the longest by a Royal within one season since Billy Butler reached in 32 straight from May 31-July 5, 2013 (*Elias*).
- 👑 Named Royals Player of the Month for July, in which he led the team with six home runs, 18 RBI, 18 walks, a .409 on-base percentage and a .544 slugging percentage.
- 👑 Had four multi-homer games: Aug. 6 at Boston, Aug. 11 at Detroit, Sept. 11 at Chicago and Sept. 28 vs. Minnesota...his four multi-homer games match the club record for a single season, shared by Mike Sweeney (2005), Jermaine Dye (1999) and Steve Balboni (1985).
- 👑 Named American League Player of the Week for the week of Aug. 5-11, in which he hit .409 (9-for-22) with a .552 on-base percentage and 1.273 slugging percentage in seven games, with an AL-leading three home runs and 12 RBI.
- 👑 Had a home run in a career-best three-straight games from Aug. 9-11 at Detroit, including a career-best five RBI on Aug. 11.
- 👑 Named Royals Player of the Month for August, in which he led the team with 19 runs, 10 home runs, 24 RBI, 19 walks, a .419 on-base percentage, .663 slugging percentage and 1.079 OPS...his combination of 10 home runs and 19 walks in August have been matched just twice by a Royal in any calendar month: George Brett (August 1987) and John Mayberry (July 1975).
- 👑 Named Royals Player of the Month for September, his second-straight month with at least 10 homers and 20 RBI...prior to August, the last Royal with a 10-homer month was Mike Sweeney (June 2001).
- 👑 Became the first to win three straight Royals Player of the Month Awards since Eric Hosmer from June-August 2013.
- 👑 Homered in consecutive games eight times: Aug. 9-11 (3), Sept. 28-29, Sept. 11-12, Sept. 3-4, Aug. 29-30, June 17-18, May 29-30 and April 10-11.
- 👑 Ended the season on a 14-game on-base streak, a season-best eight-game hit streak, a three-game RBI streak and a two-game homer streak.
- 👑 **2018:** Played in just 61 games due to a fractured left toe...placed on the 10-day Injured List on June 17, and did not appear with Kansas City the rest of the season.
- 👑 Started the season 0-for-11 before going 3-for-4 on April 8 at Cleveland, which snapped an 0-for-33 skid in the Majors that dated back to July 2, 2017.
- 👑 Hit .365/.460/.600 (42-for-115) with 17 extra-base hits (5 HR) and 17 RBI over his next 31 games from April 8-May 12, a stretch in which his batting average tied Mike Trout and Odúbel Herrera for best in the Majors...his hit total was one behind Francisco Lindor and Nick Markakis for the Majors lead.
- 👑 Had a career-high-tying 10-game hit streak from April 26-May 4, in which he hit .385/.478/.744 (15-for-39) with eight extra-base hits and 10 RBI.
- 👑 Had a two-run homer and a single in the Royals' 10-run first inning on May 8 at Baltimore, joining Jon Jay and Mike Moustakas with two hits in that inning.
- 👑 Hit the go-ahead, three-run HR in the 13th inning of a 7-6 win in Boston on May 1...it was the latest go-ahead HR by a Royal since Kendrys Morales' walk-off HR on May 15, 2016 vs. Atlanta (also 13th inning).
- 👑 **2017:** Acquired by the Royals from the Cubs on Dec. 9, 2016, in the trade that sent RHP Wade Davis to Chicago.
- 👑 Split the season between Kansas City and Omaha (AAA), playing in 35 games with the Royals and 74 with the Storm Chasers...opened the year on the 10-day Injured List (strained left oblique) and didn't make his Royals debut until May 6.
- 👑 Tied for 11th in the Pacific Coast League with 24 home runs...his total led all Royals' minor league players, one ahead of Frank Schwindel (23).
- 👑 Recorded a minor league career-high six RBI on June 11 vs. New Orleans, including a game-tying, two-run HR in the ninth inning and a walk-off grand slam in the 10th.
- 👑 **2016:** Spent the majority of the year in the Majors, appearing in 86 games with the Cubs...missed nearly two months from June 7-Aug. 5 with a strained left hamstring.
- 👑 Batted .277 (39-for-141) with 10 homers and 25 RBI over his last 53 games, including a HR in his first at-bat after coming off the IL on Aug. 5.
- 👑 Hit a game-tying solo shot in the ninth inning on Aug. 29 vs. Pittsburgh in a game the Cubs won 8-7 in 13 innings...it marked his first game-tying or go-ahead home run in the ninth inning or later.
- 👑 **2015:** In his first full season with the Cubs, played in 101 games, batting .262 with 10 homers and 47 RBI...had two separate IL stints, missing from June 3-July 5 with a sprained left ankle and from Aug. 24-Sept. 17 with a strained left oblique.
- 👑 Despite missing six weeks of action, ranked ninth among NL rookies in walks (32) and tied for fifth in outfield assists (4).
- 👑 Recorded second career multi-homer game, April 13 vs. Cincinnati, including the game-tying two-run shot in the eighth inning...joined Mandy Brooks (1925) as the only Cubs' players to record two multi-homer contests in their first 30 big league games.
- 👑 Rated as the third-best prospect in the Cubs' organization by *Baseball America* prior to the season.
- 👑 **2014:** Made his Major League debut on Aug. 27 at Cincinnati...became the first Cub since Starlin Castro in 2010 to homer in his first big league at-bat, taking Mat Latos deep in the second inning.
- 👑 Batted .292 (26-for-89) with eight doubles, one triple, five homers and 20 RBI in his first 24 games with Chicago.
- 👑 Homered twice in St. Louis on Aug. 29, joining Javier Báez as the only Cubs players to homer three times in their first three Major League games.
- 👑 Became the third player since 1900 to record at least one extra-base hit in each of his first five games, joining St. Louis' Enos Slaughter (1938) and Boston's Will Middlebrooks (2012).
- 👑 **2013:** Named a Florida State League (A) All-Star.
- 👑 Missed a majority of the season due to a left shin fracture, which he suffered in June...played 20 games in the Arizona Fall League, batting .271 (23-for-85) with six doubles, a homer and 35 RBI.
- 👑 Named to the World Team in the SiriusXM All-Star Futures Game at Citi Field...did not play due to injury.

POSTSEASON HIGHLIGHTS

- 👑 Played in 15 games during the 2015-16 postseason with the Cubs...owns a .344 batting average (11-for-32) with three doubles, a triple, three homers and five RBI in those games.
- 👑 Reached base safely in each of his first nine postseason plate appearances, becoming the first player in Major League history to accomplish this...the previous Cubs record was seven straight by Hack Wilson in the 1929 World Series.
- 👑 **2016:** Went 2-for-3 with a triple in Game 3 of the World Series vs. Cleveland, his only two hits of the postseason...was 0-for-10 entering the contest.
- 👑 **2015:** Batted .474 (9-for-19) with three doubles and three homers in seven postseason games.
- 👑 His three home runs during the postseason tied for seventh among all participants...he and teammate Kyle Schwarber (5 HR), became the first Cubs to homer three times or more in a single postseason since Aramis Ramirez and Álex González (4 each) in 2003.
- 👑 Went 3-for-4 with a pair of doubles in Game 4 of the NLCS vs. the New York Mets, becoming the first Cubs rookie with three hits in a postseason game since Jerome Walton (3-for-4) in Game 2 of the 1989 NLCS vs. San Francisco.

JORGE SOLER (CONT.)

MISC NOTES

- 👑 Full name is **Jorge Carlos Soler (Castillo)**...resides in Pembroke Pines, Florida, with his wife, Leydis Sennano and children, Jorley and newborn daughter, Leysa.
- 👑 Recorded a voter registration video during the offseason, encouraging people to vote...has also participated in Royals FanFest (2018-20), the Diamond of Dreams event as well as in a photo shoot for Braden's Hope Calendars.
- 👑 Played for Cuba in several international tournaments, including the 16-under COPABE Pan American Championships in 2008, and the World Junior Championships in Thunder Bay, Ontario, Canada, in 2010...during World Junior Championships, hit .304 with a .522 slugging percentage, helping Cuba to the bronze medal.
- 👑 Participated in the Cubs Rookie Development program in 2014.

CAREER BATTING

YEAR	CLUB	AVG	G	AB	R	H	2B	3B	HR	RBI	SAC	SF	HBP	BB	SO	SB	CS	OBP	SLG	E
2012	Arizona Cubs	.241	14	54	14	13	2	0	2	10	0	0	1	6	13	8	0	.328	.389	0
	Peoria	.338	20	80	14	27	5	0	3	15	0	0	2	6	6	4	1	.398	.513	1
2013	Daytona	.281	55	210	38	59	13	1	8	35	0	4	1	21	38	5	1	.343	.467	3
2014	Tennessee	.415	22	65	13	27	9	1	6	22	0	2	0	12	15	0	0	.494	.862	1
	Arizona Cubs@	.400	8	25	7	10	3	0	1	6	0	0	1	4	7	0	0	.500	640	1
	Iowa	.282	32	110	22	31	11	1	8	29	0	0	0	17	26	0	1	.378	.618	0
	CHICAGO (NL)	.292	24	89	11	26	8	1	5	20	0	2	0	6	24	1	0	.330	.573	2
2015	CHICAGO (NL)	.265	101	366	39	97	19	1	10	47	0	3	3	32	120	3	1	.327	.404	1
	Iowa	.154	4	13	1	2	0	0	0	1	0	0	0	3	4	0	0	.313	.154	0
2016	CHICAGO (NL)	.238	86	227	37	54	9	0	12	31	0	3	3	31	66	0	0	.333	.436	1
	Iowa@	.143	2	7	0	1	0	0	0	0	0	0	0	5	0	0	0	.143	.143	0
	Tennessee@	.167	9	30	4	5	0	0	0	2	0	1	0	11	11	0	0	.381	.167	0
2017	Omaha	.267	74	273	49	73	9	0	24	59	0	0	4	50	82	1	0	.388	.564	0
	KANSAS CITY	.144	35	97	7	14	5	0	2	6	0	0	1	12	36	0	0	.245	.258	0
2018	KANSAS CITY	.265	61	223	27	59	18	0	9	28	0	2	4	28	69	3	1	.354	.466	3
	Omaha@	.250	2	8	0	2	0	0	0	1	0	0	0	2	6	0	0	.400	.250	0
2019	KANSAS CITY	.265	+162	589	95	156	33	1	*48	117	0	4	10	73	+178	3	1	.354	.569	3
2020	KANSAS CITY	.228	43	149	17	34	8	0	8	24	0	1	3	19	60	0	0	.326	.443	0
Minor League Totals		.286	242	875	162	250	52	3	52	180	0	7	9	132	213	18	3	.382	.530	6
Major League Totals		.253	512	1740	233	440	100	3	94	273	0	15	24	201	553	10	3	.336	.476	10

* - Led league, + - Tied for league lead, @ - Minor League injury rehab

POSTSEASON BATTING

YEAR	SERIES	VS. OPP.	AVG	G	AB	R	H	2B	3B	HR	RBI	SH	SF	HP	BB	SO	SB	CS	E
2015	NL Division Series	vs. STL	.571	4	7	3	4	1	0	2	4	0	0	0	6	1	0	0	0
	NL Championship Series	vs. NYM	.417	3	12	3	5	2	0	1	1	0	0	0	4	0	0	0	0
2016	NL Division Series	vs. SF	.000	2	4	0	0	0	0	0	0	0	0	0	1	1	0	0	0
	NL Championship Series	vs. LAD	.000	4	4	0	0	0	0	0	0	0	0	0	1	2	0	0	0
	World Series	vs. CLE	.400	2	5	0	2	0	1	0	0	0	0	0	1	1	0	0	0
Division Series Totals			.364	6	11	3	4	1	0	2	5	0	0	0	7	2	0	0	0
Championship Series Totals			.313	7	16	3	5	2	0	1	1	0	0	0	1	6	0	0	0
World Series Totals			.400	2	5	0	2	0	1	0	0	0	0	0	1	1	0	0	0
Postseason Totals			.344	15	32	6	11	3	1	3	5	0	0	0	9	9	0	0	0

CAREER TRANSACTIONS

- 2012 Signed by the Chicago Cubs as an international free agent, June 30...signed by Louie Eljuana, Alex Suarez and Jose Serra
- 2015 Placed on the 15-day Injured List (sprained left ankle), June 3...reinstated July 5
Placed on the 15-day Injured List (strained left oblique), Aug. 24...reinstated Sept. 17
- 2016 Placed on the 15-day Injured List (strained left hamstring), June 7...reinstated Aug. 5
Acquired by the Kansas City Royals for RHP Wade Davis, Dec. 7
- 2017 Placed on the 10-day Injured List (strained left oblique), April 2...reinstated May 6
- 2018 Placed on the 10-day Injured List (fractured left toe), June 17...transferred to the 60-day IL, Aug. 12...reinstated Nov. 2
- 2020 Placed on the 10-day Injured List (strained right oblique), Sept. 8...reinstated Sept. 21
Placed on the 10-day Injured List (strained right oblique), Sept. 25...reinstated Sept. 28

JORGE SOLER (CONT.)

SINGLE GAME BESTS

HITS

4 April 20, 2015 at PIT
May 30, 2018 vs. MIN
Sept. 11, 2019 at CWS

DOUBLES

2 (6x) Last: July 30, 2020 at DET

RBI

5 Aug. 11, 2019 at DET
4 (4x) Last: Aug. 8, 2020 vs. MIN

RUNS

3 April 13, 2015 vs. CIN
May 3, 2018 vs. DET

HITTING STREAKS

10 July 31-Aug. 11, 2015
April 26-May 4, 2018
April 13-24, 2015
Sept. 20-29, 2019

HOME RUN INFORMATION

MULTI-HOMER GAMES (7)

Aug. 29, 2014 at STL (2)
April 13, 2015 vs. CIN (2)
Aug. 6, 2019 at BOS (2)
Aug. 11, 2019 at DET (2)
Sept. 11, 2019 at CWS (2)
Sept. 28, 2019 vs. MIN (2)
Aug. 8, 2020 vs. MIN (2)

PINCH-HIT (1)

Sept. 21, 2015 vs. MIL (Jiménez)

CAREER FIELDING

POSITION	PCT.	G	TC	PO	A	E	DP
Outfield	.982	317	542	519	13	10	2

LONGEST ROYALS HOME RUNS (SINCE 2015)

Rk.	Name	Date	Opponent	Pitcher	Field	Distance
1.	Brandon Moss	July 1, 2017-1	Minnesota	Berrios	Center	474
2.	Kendrys Morales	Aug. 25, 2015	Baltimore	M. Gonzalez	Right-Center	469
3.	Jorge Soler	Aug. 3, 2019	at Minnesota	Gibson	Left	465
4.	Jorge Soler	May 14, 2017	Baltimore	Bleier	Center	464
5.	Jorge Soler	June 15, 2019	at Minnesota	Odorizzi	Left	462
6.	Kendrys Morales	Aug. 7, 2016	Toronto	Cecil	Center	459
7.	Lorenzo Cain	Sept. 2, 2015	Detroit	Wolf	Left-Center	458
	Adalberto Mondesi	Sept. 7, 2020	at Cleveland	Plesac	Right	458
	Eric Hosmer	May 5, 2017	Cleveland	Salazar	Center	458
10.	Brandon Moss	May 12, 2017	Baltimore	Bundy	Right-Center	456
11.	Alex Gordon	April 28, 2015	at Cleveland	Bauer	Right	455
12.	Alex Gordon	Aug. 8, 2019	at Detroit	Cisnero	Center	454
	Salvador Perez	Aug. 24, 2018	Cleveland	Clevinger	Center	454
	Salvador Perez	Aug. 15, 2015	LA Angels	Shoemaker	Left-Center	454
	Jorge Soler	April 10, 2019	Seattle	Kikuchi	Left-Center	454
16.	Hunter Dozier	April 10, 2019	Seattle	Kikuchi	Left	453
17.	Jorge Soler	July 2, 2019	Cleveland	Bauer	Center	451
	Salvador Perez	June 28, 2017	at Detroit	Norris	Center	451
19.	Lorenzo Cain	Aug. 11, 2015	Detroit	A. Sánchez	Left-Center	450
	Jorge Soler	Sept. 4, 2019	Detroit	E. Jackson	Left	450

Source: Statcast

Please note: Home run distances prior to 2015 were not measured by Statcast

JOSH STAUMONT



JOSH STAUMONT

#63 • RIGHT-HANDED PITCHER

BATS
RIGHT

THROWS
RIGHT

HEIGHT
6-3

WEIGHT
200

BORN: DEC. 21, 1993 | LA HABRA, CALIF. | OD AGE: 27

SELECTED: SECOND ROUND, 2015 DRAFT | MLB SERVICE: 1 YEAR, 72 DAYS

2020 SEASON

- 👑 Made the Opening Day roster for the first time and in his first full big league season, posted a 2.45 ERA (7 ER in 25.2 IP) and a .215 opponents' average (20-for-93)... allowed no earned runs in 25 of his 28 appearances.
- 👑 Recorded 37 strikeouts in 25.2 innings for a 12.97 K/9, sixth best in the American League (min. 25.0 IP) and fourth among Major League rookies.
- 👑 Struck out multiple batters in 12 of his 28 outings, tied for third most among rookie relievers behind James Karinchak and Devin Williams (18 each).
- 👑 His 12.97 K/9 was fifth best in Royals history (min. 25.0 IP) behind Greg Holland (13.84) in 2013, Wade Davis (13.63) in 2014, Jake Diekman (13.61) in 2019 and Holland (12.99) in 2014, best by a Royals pitcher in a rookie season, ahead of the previous rookie mark held by Scott Barlow (11.77) in 2019.
- 👑 In his first 13 appearances (July 26-Aug. 25), struck out 25 of the 54 batters he faced (46.3%) to account for 25 of his 36 outs (69.4%).
- 👑 Pitched to a 0.54 ERA (1 ER in 16.2 IP) with 30 strikeouts (16.2 K/9) in his first 18 appearances through Sept. 5, but had a 6.00 ERA (6 ER in 9.0 IP) over his last eight outings, including a season-high-tying three runs allowed on Sept. 6 vs. the White Sox (0.1 IP) and Sept. 24 vs. Detroit (0.2 IP).
- 👑 Worked 14.2 consecutive innings without allowing an earned run from July 28-Sept. 5, including four-straight hitless outings (3.2 IP) from Aug. 15-25.
- 👑 In six appearances on no days' rest, he had a 7.71 ERA (4 ER in 4.2 IP) and .400 opponents' average (8-for-20)—including three runs in 0.1 inning on Sept. 6—but had a 1.29 ERA (3 ER in 21.0 IP) and .164 opponents' average (12-for-73) in his remaining 22 appearances with at least one day of rest.
- 👑 Accounted for five of the top six highest-velocity pitches in the Majors in 2020, including a 102.2 mph pitch on Aug. 19 vs. Cincinnati, which tied for the highest velocity on any pitch thrown in the Majors... had 36 pitches recorded at 100.0 mph or higher, third most in the Majors, and his 20 pitches at 101.0 mph or higher were most in the Majors, 10 more than Aroldis Chapman, who finished second.
- 👑 In the 13 seasons that pitch velocity data is available (since 2008), Staumont is one of three Royals pitchers to hit at least 102.0 mph in a game, joining Kelvin Herrera, who threw 12 pitches at 102.0 mph or greater from 2012-15, and Yordano Ventura, who hit 102.6 mph once in 2013.

HONORS AND AWARDS

• First MLB win: Aug. 25, 2020 at St. Louis

• 2015 *Baseball America* Rookie League All-Star

CAREER HIGHLIGHTS

- 👑 **2019:** Made his big league debut on July 25 and tossed 2.0 scoreless innings (11th and 12th) vs. Cleveland... became the third Royals pitcher to debut in extra innings, joining Scott Bankhead on May 25, 1986 vs. the White Sox (14th inning) and George Throop on Sept. 7, 1975 at the Angels (11th inning).
- 👑 Posted a 1.29 ERA (1 ER in 7.0 IP) and held opponents to a .167 average (4-for-24) in his five road outings, compared to a 5.11 ERA (7 ER in 12.1 IP) and a .321 opponents' average (17-for-53) at home.
- 👑 Did not allow a leadoff hit (0-for-16), while the first hitter reached just twice in the 18 innings he started (.111 OBP).
- 👑 Opened the year with Omaha (AAA), where he went 1-5 with a 3.16 ERA (18 ER in 51.1 IP) in 32 appearances, being used as the 'opener' on 12 occasions.
- 👑 Held the opposition to a .171 average (31-for-180), which ranked second in the Pacific Coast League (min. 50.0 IP), behind only New Orleans' Zac Gallen (.152)...that included holding righties to a .120 average (14-for-117).
- 👑 **2018:** Made a career-high 41 appearances (5 starts) with Omaha, where he went 2-5 with a 3.51 ERA (29 ER in 74.1 IP) and 103 strikeouts (12.5 K/9).
- 👑 Recorded his second career save and first since 2015 on May 2 at Iowa, pitching a scoreless 10th inning in an 8-7 win.
- 👑 Posted a 1.74 ERA (4 ER in 20.2 IP) through 17 relief appearances, before moving to the rotation for five starts from May 28-June 21.
- 👑 **2017:** Split season between Omaha and Northwest Arkansas (AA) and went 6-12 with a 5.56 ERA (77 ER in 124.2 IP) in 26 appearances (25 starts).
- 👑 Recorded 138 strikeouts in 124.2 innings (10.0 K/9), the second most among Royals farmhands, trailing Foster Griffin's 141.
- 👑 Matched a career high with 12 strikeouts twice, both with Omaha: in 6.0 innings en route to a 3-0 win vs. Round Rock on April 13, and in 6.2 innings on May 1 vs. Oklahoma City.
- 👑 Recorded 7.0 no-hit innings, but allowed one run on five walks, in a 5-1 win vs. Springfield on Aug. 23.
- 👑 **2016:** Pitched at both Wilmington (A+) and Northwest Arkansas, going 4-11 with a 4.23 ERA (58 ER in 123.1 IP) in 29 outings (26 starts).
- 👑 His 13.01 K/9 (73 K in 50.1 IP) with Northwest Arkansas ranked first among Double-A pitchers from the time of his promotion (July 17), through the end of the season.
- 👑 Set a career high with 12 strikeouts in 5.0 innings on June 13 vs. Winston-Salem, a 3-1 win...matched that in his final start (6.0 IP), an 8-0 win vs. Arkansas on Sept. 5.
- 👑 Named Arizona Fall League Pitcher of the Week on Oct. 22, 2016, after going 1-0 with a 1.23 ERA (1 ER in 7.1 IP) and eight strikeouts over two starts.
- 👑 **2015:** Went 3-1 with a 2.48 ERA (11 ER in 40.0 IP) between Surprise (Rookie) and Idaho Falls (Rookie) during his first pro season...tapped a Rookie All-Star by *Baseball America* following the season.

JOSH STAUMONT (CONT.)

MISC NOTES

- Full name is **Joshua Tyler Staumont**...resides in La Habra Heights, California, with wife, Angelina.
- Graduated from La Habra High School (Calif.) in 2012... went 8-2 with a 2.12 ERA (21 ER in 69.1 IP) and 87 strikeouts as a senior.
- Attended Biola University (2013) and Azusa Pacific University in California (2014-15)...during his final

collegiate season, posted a 6-2 mark and a 3.67 ERA in 13 games (12 starts)...led the Pacwest Conference with 109 strikeouts, which also tied for sixth among all NCAA Division II pitchers.

- With wife, Angelina, started "Pitch for Pets" initiative during the 2020 season, partnering with Royals Charities to cover the adoption fees for 100 bully breed dogs through KC Pet Project.

CAREER PITCHING

YEAR	CLUB	W-L	ERA	G	GS	CG	SHO	SV	IP	H	R	ER	HR	HB	BB	SO	WP	BK	AVG
2015	Arizona Royals	0-0	0.00	4	3	0	0	0	8.2	3	0	0	0	1	8	7	0	0	.103
	Idaho Falls	3-1	3.16	14	1	0	0	1	31.1	18	11	11	0	2	24	51	9	0	.168
2016	Wilmington	2-10	5.05	18	15	0	0	0	73.0	62	49	41	3	7	67	94	16	0	.230
	Northwest Arkansas	2-1	3.04	11	11	0	0	0	50.1	42	18	17	2	4	37	73	8	0	.232
2017	Omaha	3-8	6.28	16	15	0	0	0	76.0	64	56	53	14	8	63	93	9	2	.227
	Northwest Arkansas	3-4	4.44	10	10	0	0	0	48.2	42	25	24	2	4	34	45	6	0	.244
2018	Omaha	2-5	3.51	41	5	0	0	1	74.1	59	31	29	4	2	52	103	15	1	.217
	Omaha	1-5	3.16	32	12	0	0	2	51.1	31	21	18	4	3	37	74	3	0	.172
2019	KANSAS CITY	0-0	3.72	16	0	0	0	0	19.1	21	13	8	4	1	10	15	0	0	.273
	KANSAS CITY	2-1	2.45	26	0	0	0	0	25.2	20	8	7	2	3	16	37	1	0	.215
2020 KANSAS CITY		2-1	2.45	26	0	0	0	0	25.2	20	8	7	2	3	16	37	1	0	.215
Minor League Totals		16-34	4.20	146	72	0	0	4	413.2	321	211	193	29	31	322	540	66	3	.215
Major League Totals		2-1	3.00	42	0	0	0	0	45.0	41	21	15	6	4	26	52	1	0	.241

CAREER TRANSACTIONS

2015 Selected by the Kansas City Royals in the second round of the First-Year Player Draft...signed by Colin Gonzales

CAREER BATTING/FIELDING

	AVG.	AB	H	HR	RBI	POSITION	PCT.	G	TC	PO	A	E	DP
MLB Totals	-	-	-	-	-	Pitcher	1.000	42	5	2	3	0	0

SINGLE GAME BESTS

STRIKEOUTS

4 Aug. 29, 2019 vs. OAK
3 (5x) Last: Aug. 12, 2020 at CIN

INNINGS PITCHED

2.0 (7x) Last: Sept. 26, 2020 vs. DET

WINNING STREAK

2 Aug. 25-Sept. 21, 2020

HOME RUNS BY A ROYALS PITCHER

Name	Date	Opponent	Pitcher	Inning
1. Jim Rooker	July 7, 1969	at Minnesota	Jim Kaat	3rd
2. Jim Rooker	July 7, 1969	at Minnesota	Jim Kaat	5th
3. Jim Rooker	July 16, 1969	at California	Andy Messersmith	3rd
4. Jim Rooker	Sept. 1, 1969 (GM 1)	Detroit	Mike Kilkenny	2nd
5. Jim Rooker	July 24, 1970	at Cleveland	Rich Hand	2nd
6. Jim York	July 24, 1971	at Cleveland	Alan Foster	4th
7. Lance Clemons	Aug. 31, 1971	at Milwaukee	Ken Sanders	8th
8. Zack Greinke	June 10, 2005	at Arizona	Russ Ortiz	5th

MICHAEL A. TAYLOR



MICHAEL A. TAYLOR

#2 • OUTFIELDER

BATS
RIGHT

THROWS
RIGHT

HEIGHT
6-4

WEIGHT
215

BORN: MARCH 26, 1991 | FT. LAUDERDALE, FLA. | OD AGE: 30

SIGNED: MAJOR LEAGUE FREE AGENT, DEC. 1, 2020 | MLB SERVICE: 5 YEARS, 129 DAYS

2020 SEASON

- 👑 In his final season with Washington, appeared in 38 games, making 23 starts – eight in left field, eight in center field and seven in right field.
- 👑 Committed just one error in 65 chances (.984 fielding percentage), marking the third-straight season he's been charged with exactly one miscue.
- 👑 Despite hitting a career-low .196 (18-for-92), slugged .424 as 11 of his 18 hits went for extra bases...that included slugging .453 over his final 21 games (Aug. 31-end of season), with four doubles, three homers and 11 RBI.
- 👑 Went 9-for-30 (.300) with two outs, which included seven two-out RBI.
- 👑 Homered in his first game of the season, hitting a solo shot vs. the Yankees (off Luis Avilán) on July 25.
- 👑 Drove in a season-high three runs in the second game of a doubleheader on Sept. 4 at Atlanta, which included a two-run double and an RBI single.
- 👑 Collected his third career walk-off hit, driving in the deciding tally on Sept. 11 vs. Atlanta in the 12th inning of an 8-7 triumph.

HONORS AND AWARDS

- 2019 World Series Champion (Washington)
- **First MLB home run:** Aug. 12, 2014 at New York Mets, two-run shot off Carlos Torres
- **First MLB hit:** Aug. 12, 2014 at New York Mets, single off Rafael Montero
- 2014 SiriusXM All-Star Futures Game selection
- Two-time MiLB.com Organization All-Star (2013, 2014)
- 2014 Eastern League Rookie of the Year
- 2014 Eastern League midseason/postseason All-Star
- 2014 Puerto Rican Winter League All-Star
- 2013 Carolina League postseason All-Star

CAREER HIGHLIGHTS

- 👑 Signed by the Royals on Dec. 1, 2020 as a Major League free agent.
- 👑 **2019:** Limited to just 53 games, opening the year on the Injured List (sprained left knee/hip) and being optioned to Harrisburg (AA) on June 27...recalled to the Majors on Sept. 1.
- 👑 Opened the year 3-for-his-first-29 (.103), before hitting in eight of his next 10 games with a plate appearance, going 10-for-26 (.385) with four doubles between May 7-26.
- 👑 Went just 3-for-20 (.150) in June, before being optioned...was 6-for-12 (.500) with two doubles, a homer and four runs scored in 10 games during September.
- 👑 In 57 games with Harrisburg, recorded a .463 slugging percentage (16 doubles, two triples, nine homers).
- 👑 **2018:** Played in 134 games, his most in three seasons and ranked seventh in the National League in stolen bases (24).
- 👑 Charged with just one error in 239 chances as his .996 fielding percentage ranked tied for second among qualifying NL outfielders, behind only Colorado's Charlie Blackmon (.997).
- 👑 Batted .349 (22-for-63) with five doubles, a homer and 10 RBI during the month of June, which was the highest average of his career in a single month (min. 15 PA)...his June average ranked tied for fifth in the National League.
- 👑 Recorded a career-best 13-game hitting streak (June 2-22), going 18-for-43 (.419) with four doubles and a homer during that stretch...tied for the longest streak by a National in 2018.
- 👑 Collected his second career walk-off hit on May 22 vs. San Diego, doubling home the winning run in the ninth inning off former Royal Matt Strahm.
- 👑 Established a career high with four stolen bases on June 17 at Toronto, matching the franchise record... became the second player to collect four steals in a game with the Nationals, joining Trea Turner, who did it twice in 2017.
- 👑 **2017:** Set career highs in doubles (23), homers (19) and runs scored (55) and matched his career highs in hits (108) and triples (3), playing in 118 games...also posted a career-best 30 multi-hit games.
- 👑 Named a finalist for a *Rawlings* Gold Glove, tying for second among NL center fielders with a career-high eight assists.
- 👑 From April 29, when he became the regular center fielder taking over for an injured Adam Eaton, to the end of the season, he slashed .280/.331/.508 (106-for-378) with 23 doubles, three triples, 19 homers and 52 RBI...opened the season 2-for-21 (.095).
- 👑 Collected his second career multi-homer game on June 24 vs. Cincinnati, going 4-for-5 with a double, two homers (two-run shot, solo) and three RBI...it also marked his third game with four hits.
- 👑 Missed five weeks of action, going on the Injured List with a right oblique strain on July 7...reinstated on Aug. 13, after a 14-day rehab assignment with Harrisburg.
- 👑 Hit the first inside-the-park grand slam in Nationals history on Sept. 8 vs. Philadelphia off Jake Thompson... marked his first inside-the-park homer and second career slam.
- 👑 **2016:** Made Washington's Opening Day roster for the second-straight season, but was limited to just 76 games, being optioned to Syracuse (AAA) twice.
- 👑 Clubbed a team-high three leadoff home runs: April 15 at Philadelphia off Jeremy Hellickson, April 29 at St. Louis off Mike Leake and June 19 at San Diego off Drew Pomeranz.

MICHAEL A. TAYLOR (CONT.)

- Had a career day on June 19 at San Diego, going 4-for-4 with two homers and a double and also collected a stolen base.
- Hit safely in 18-straight starts between May 3-June 20, going 25-for-76 (.329) with eight doubles, three homers, 13 runs scored and six stolen bases in those games.
- 2015:** Played in a career-high 138 games in his first full season with the Nationals...tied for first among NL rookies in stolen bases (16) and outfield assists (6), while he was fourth in RBI (63), tied for seventh in homers (14), seventh in walks (35) and eighth in hits (108).
- Clubbed a pair of leadoff home runs: April 10 at Philadelphia (off Jerome Williams) and July 4 vs. San Francisco (off Madison Bumgarner), the first two leadoff HR of his career.
- Slugged his first walk-off blast on Sept. 4 vs. Atlanta in the 10th inning as a pinch hitter, marking the first pinch-hit walk-off HR in Nationals history.
- Of his 14 roundtrippers, 10 of them either tied the score or put the Nats ahead.
- Led the club with a .317 average (33-for-104) with runners in scoring position...that included going 5-for-9

(556) with the bases loaded.

- Hit a go-ahead grand slam in the ninth inning of a May 13 comeback win at Arizona, after entering the game in the seventh in place of Bryce Harper (ejected).
- Entered the year as the No. 2 prospect in the Nationals system, according to *Baseball America*...also ranked as the No. 6 prospect entering 2014.
- 2014:** Made his big league debut on Aug. 12 at Citi Field...recorded his first hit (single off Rafael Montero) in the second inning and first home run (2-run shot off Carlos Torres) in the sixth.
- Spent a majority of the season at Harrisburg, but also played 12 games at Triple-A Syracuse...among Nats minor league players, ranked fourth in batting average (.304), second in homers (23) and third in steals (37).
- 2013:** Ranked second in the Nationals system with 41 doubles, 58 extra-base hits, 87 RBI and 51 steals...swiped a career-high 51 bags in 58 attempts (87.9% success rate), trailing only former Royal Billy Burns (74 steals).
- 2011:** Played primarily in the outfield, after being drafted as a shortstop and spent his first professional season in the infield.

POSTSEASON HIGHLIGHTS

- His four postseason home runs are fifth-most in franchise history, including its time in Montreal (1969-2003), while his 10 postseason RBI are tied for fifth with Bryce Harper and Adam Eaton.
- 2019:** Appeared in eight of Washington's 17 postseason games, batting .333 (7-for-21) with two homers, two RBI and four runs scored.
- Hit a solo shot in Game 2 of the NLCS at St. Louis off Adam Wainwright, putting the Nats on the board in the third inning.
- Also homered in Game 2 of the World Series at Houston, providing the final tally in Washington's 12-3 triumph.

- 2017:** Homered twice in the NLDS vs. the Cubs, hitting a grand slam off Wade Davis in Game 4 and a three-run shot off Kyle Hendricks in Game 5.
- His slam was the first in the franchise's postseason history, while his four RBI in both games tied the franchise postseason record, which was surpassed by Anthony Rendon (5 RBI) in Game 6 of the 2019 World Series.
- 2016:** Appeared in three games of the NLDS vs. the Los Angeles Dodgers, but did not start...struck out in his only two at-bats.

MISC NOTES

- Full name is **Michael Anthony Taylor**...resides in Boca Raton, Florida, during the offseason, with wife, Brianna.

- Graduated from Westminster Academy in Fort Lauderdale, Florida, in 2009.

CAREER BATTING

YEAR	CLUB	AVG	G	AB	R	H	2B	3B	HR	RBI	SAC	SF	HBP	BB	SO	SB	CS	OBP	SLG	E
2010	Gulf Coast Nationals	.195	38	128	14	25	4	3	1	12	1	5	1	14	31	1	2	.270	.297	22
	Hagerstown	.231	5	13	0	3	1	0	0	1	0	0	1	1	2	0	0	.333	.308	1
2011	Hagerstown	.253	126	442	64	112	26	7	13	68	4	6	32	120	23	12	310	.432	6	
2012	Potomac	.242	109	384	51	93	33	2	3	37	3	1	3	40	113	19	9	.318	.362	8
2013	Potomac	.263	133	509	79	134	41	6	10	87	2	7	8	55	131	51	7	.340	.426	5
2014	Harrisburg	.313	98	384	74	120	17	2	22	61	2	1	4	50	130	34	8	.396	.539	1
	Syracuse	.227	12	44	7	10	3	1	1	3	1	0	0	7	14	3	1	.333	.409	1
	WASHINGTON	.205	17	39	5	8	3	0	1	5	0	0	1	3	17	0	2	.279	.359	0
2015	WASHINGTON	.229	138	472	49	108	15	2	14	63	1	2	1	35	158	16	3	.282	.358	3
	Syracuse	.385	8	26	4	10	1	0	1	4	1	1	0	4	10	2	1	.452	.538	0
2016	WASHINGTON	.231	76	221	28	51	11	0	17	16	0	1	1	14	77	14	3	.278	.376	1
	Syracuse	.205	31	117	17	24	5	1	1	9	0	0	1	12	33	7	1	.285	.291	0
2017	WASHINGTON	.271	118	399	55	108	23	3	19	53	1	2	1	29	137	17	7	.320	.486	4
	Potomac@	.158	6	19	2	3	0	0	0	0	0	0	0	2	7	1	0	.238	.158	2
	Harrisburg@	.154	6	26	3	4	2	0	1	4	0	0	0	2	8	3	0	.214	.346	0
2018	WASHINGTON	.227	134	353	46	80	22	3	6	28	2	0	1	29	116	24	6	.287	.357	1
2019	Harrisburg	.248	57	218	36	54	16	2	9	35	0	3	1	25	69	10	6	.324	.463	2
	WASHINGTON	.250	53	88	10	22	7	0	1	3	2	0	0	7	34	6	0	.305	.364	1
2020	WASHINGTON	.196	38	92	11	18	6	0	5	16	0	0	1	6	27	0	0	.253	.424	1
Minor League Totals		.256	629	2310	351	592	149	24	62	321	14	22	25	244	668	154	47	.331	.422	48
Major League Totals		.237	574	1664	204	395	87	8	53	184	6	5	6	123	566	77	21	.291	.395	11

@ - Minor League injury rehab

POSTSEASON BATTING

YEAR	SERIES	VS. OPP.	AVG	G	AB	R	H	2B	3B	HR	RBI	SH	SF	HP	BB	SO	SB	CS	E
2016	NL Division Series	vs. LAD	.000	3	2	0	0	0	0	0	0	0	0	0	0	2	0	0	0
2017	NL Division Series	vs. CHC	.333	5	15	3	5	0	0	2	8	0	0	0	3	4	0	0	0
2019	Wild Card	vs. MIL	.000	1	0	1	0	0	0	0	0	0	0	1	0	0	0	0	0
	NL Division Series	vs. LAD	.333	4	12	1	4	0	0	0	0	0	0	0	1	3	0	0	0
	NL Championship Series	vs. STL	.250	2	8	1	2	0	0	1	1	0	0	0	0	4	0	0	0
	World Series	vs. HOU	1.000	1	1	1	1	0	0	1	1	0	0	0	0	0	0	0	0
Division Series Totals			.310	12	29	4	9	0	0	2	8	0	0	1	4	9	0	0	0
Championship Series Totals			.250	2	8	1	2	0	0	1	1	0	0	0	0	4	0	0	0
World Series Totals			1.000	1	1	1	1	0	0	1	1	0	0	0	0	0	0	0	0
Postseason Totals			.316	16	38	7	12	0	0	4	10	0	0	1	4	15	0	0	0

CAREER TRANSACTIONS

2009 Selected by the Washington Nationals in the sixth round of the First-Year Player Draft...signed by Tony Arango
 2017 Placed on the 10-day Injured List (right oblique strain), July 7...reinstated Aug. 13
 2019 Placed on the 10-day Injured List (sprained knee/hip), March 27...reinstated April 8
 2020 Signed by the Kansas City Royals as a Major League free agent, Dec. 1

SINGLE GAME BESTS

HITS

4 (4x) Last: Sept. 8, 2017 vs. PHI

DOUBLES

2 June 12, 2017 vs. ATL
 April 15, 2018 vs. COL

RBI

5 Sept. 8, 2017 vs. PHI
 4 May 13, 2015 at ARZ

RUNS

4 June 24, 2017 vs. CIN
 3 (2x) Last: July 31, 2018 vs. NYM

STOLEN BASES

4 June 17, 2018 at TOR
 2 (11x) Last: Sept. 29, 2019 vs. CLE

HITTING STREAKS

13 June 2-22, 2018
 9 June 19-28, 2015

HOME RUN INFORMATION

MULTI-HOMER GAMES (2)

June 19, 2016 at SD (2)
 June 24, 2017 vs. CIN (2)

GRAND SLAMS (2)

May 13, 2015 at ARZ (Reed)
 Sept. 8, 2017 vs. PHI (Thompson)

WALK-OFF (1)

Sept. 4, 2015 vs. ATL (Cunniff)

PINCH HIT (1)

Sept. 4, 2015 vs. ATL (Cunniff)**

INSIDE-THE-PARK (1)

Sept. 8, 2017 vs. PHI (Thompson)\$

LEADOFF (5)

April 10, 2015 at PHI (Williams)
 July 4, 2015 vs. SF (Bumgarner)
 April 15, 2016 at PHI (Helleickson)
 April 29, 2016 at STL (Leake)
 June 19, 2016 at SD (Pomeranz)

**Walk-off

\$-Grand slam

WALK-OFF INFORMATION

Sept. 4, 2015 vs. Atlanta,
 (3-run HR off Cunniff; 10th)
 May 22, 2018 vs. San Diego,
 (double off Strahm; 9th)

Sept. 11, 2020 vs. Atlanta,
 (single off Dayton; 12th)

CAREER FIELDING

POSITION	PCT.	G	TC	PO	A	E	DP
First Base	.000	1	0	0	0	0	0
Outfield	.990	507	1082	1044	27	11	5

ROYALS 20-20 SEASONS

	Player	Year	HR	HR League Rank	SB	SB League Rank
1.	Amos Otis	1978	22	T-17th	32	9th
2.	Bo Jackson	1988	25	T-10th	27	T-12th
3.	Bo Jackson	1989	32	4th	26	11th
4.	Carlos Beltrán	1999	22	T-38th	27	12th
5.	Carlos Beltrán	2001	24	T-29th	31	T-8th
6.	Carlos Beltrán	2002	29	T-14th	35	2nd
7.	Carlos Beltrán	2003	26	T-24th	41	3rd
8.	Jeff Francoeur	2011	20	T-34th	22	T-15th

DANIEL TILLO



DANIEL TILLO

#46 • LEFT-HANDED PITCHER

BATS
LEFT

THROWS
LEFT

HEIGHT
6-5

WEIGHT
230

BORN: JUNE 13, 1996 | SIOUX CITY, IOWA | OD AGE: 24

SELECTED: THIRD ROUND, 2017 DRAFT | MLB SERVICE: 0 DAYS

2020 SEASON

- 🏆 A non-roster invitee to Major League Spring Training... pitched in two Cactus League games.
- 🏆 Participated in Major League Summer Camp at Kauffman Stadium, but was placed on the 10-day Injured List on July 17 and didn't return, having surgery on his left elbow.
- 🏆 Selected to the 40-man roster on Nov. 20.

CAREER HIGHLIGHTS

- 🏆 **2019:** Spent a majority of the year with Wilmington (A+), before being promoted to Northwest Arkansas (AA) on July 31...combined to go 8-9 with a 3.72 ERA (54 ER in 130.2 IP), while holding opponents to a .241 average (117-for-485).
- 🏆 Tossed his first professional shutout at Carolina on April 13, allowing two hits and two walks across 7.0 complete innings in a 6-0 triumph...one of 10 pitchers in the Carolina League to record a shutout and the first of three by Blue Rocks pitchers, along with Kris Bubic and Jonathan Bowlan.
- 🏆 Went 3-2 with a 1.57 ERA (5 ER in 28.2 IP), holding the opposition to a .194 average (20-for-103) in his five July starts, before being promoted to Double-A.
- 🏆 Made 20 starts with Wilmington, while six of his nine appearances with Northwest Arkansas came out of the bullpen.
- 🏆 In his six relief appearances, went 1-0 with a 3.38 ERA (3 ER in 8.0 IP), no walks and 11 strikeouts...posted a 3.74 ERA (51 ER in 122.2 IP) overall as a starter.
- 🏆 Made 10 appearances for Surprise in the Arizona Fall League.
- 🏆 **2018:** Split the year, between Lexington (A) and Wilmington, going 4-6 with a 4.76 ERA (71 ER in 134.1 IP).
- 🏆 His 26 starts tied for the most among Royals' minor league hurlers, while he ranked ninth in strikeouts (100) and 10th in innings.
- 🏆 Fanned a career-high 10 hitters over 6.1 innings at Columbia on May 3, taking a no-decision in a 4-3 Lexington defeat in 10 innings.
- 🏆 **2017:** In his first professional campaign, pitched for Surprise (Rookie) and Burlington (Rookie), going 3-2 with a 4.42 ERA (18 ER in 36.2 IP) in nine starts (10 appearances).
- 🏆 Earned his first professional win at Elizabethton on Aug. 3, tossing 5.0 scoreless innings in a 4-1 Burlington triumph.

MISC NOTES

- 🏆 **Daniel Tillo** resides in McCook Lake, South Dakota, during the offseason.
- 🏆 Graduated from Sioux City North (Iowa) High School in 2015...went 22-2 in his prep career, including 6-0 with a 0.98 ERA as a senior...also threw 49 touchdown passes as the school's starting quarterback...a three-time all-state player in basketball, earning Iowa Mr. Basketball honors as a senior.
- 🏆 Attended the University of Kentucky in 2016, where he made nine relief appearances as a freshman.
- 🏆 Transferred to Iowa Western Community College, where he recorded 57 strikeouts in 44.0 innings (11.7 K/9) over five starts (nine outings) in 2017.

CAREER PITCHING

YEAR	CLUB	W-L	ERA	G	GS	CG	SHO	SV	IP	H	R	ER	HR	HB	BB	SO	WP	BK	AVG
2017	Surprise	0-0	9.53	3	2	0	0	0	5.2	8	6	6	0	1	0	7	0	0	.333
	Burlington	3-2	3.48	7	7	0	0	0	31.0	35	14	12	1	3	6	25	2	0	.285
2018	Lexington	1-1	4.35	7	7	0	0	0	41.1	37	22	20	3	3	14	31	2	0	.233
	Wilmington	3-5	4.94	19	19	0	0	0	93.0	99	54	51	3	9	51	69	8	0	.279
2019	Wilmington	7-8	3.77	20	20	1	1	0	107.1	95	55	45	5	8	43	64	10	0	.238
	Northwest Arkansas	1-1	3.47	9	3	0	0	0	23.1	22	9	9	1	0	11	21	2	0	.256
2020	KANSAS CITY	Did not play																	
Minor League Totals		15-17	4.27	65	58	1	1	0	301.2	296	160	143	13	24	125	217	24	0	.258

CAREER TRANSACTIONS

- 2017 Selected by the Kansas City Royals in the third round of the First-Year Player Draft...signed by Scott Melvin
- 2020 Placed on the 10-day Injured List (left elbow surgery), July 17...reinstated Sept. 28



MEIBRYS VILORIA

#72 • CATCHER

BATS
LEFT

THROWS
RIGHT

HEIGHT
5-11

WEIGHT
235

BORN: FEB. 15, 1997 | CARTAGENA, COLOMBIA | OD AGE: 24

SIGNED: INTERNATIONAL FREE AGENT, JULY 2, 2013 | MLB SERVICE: 1 YEAR, 20 DAYS

2020 SEASON

- ☛ Made his first Opening Day roster, but was optioned on the second day of the season to make room for Brady Singer, who made his big league debut on July 25.
- ☛ Appeared in 15 games between Aug. 16-Sept. 11, when Salvador Perez was on the Injured List, and made seven starts behind the plate.
- ☛ Collected a hit in three straight games from Aug. 22-24, including his lone extra-base hit of the season – a double at St. Louis on Aug. 24.
- ☛ Reached base twice in back-to-back games, with a single and a hit-by-pitch on Aug. 23 vs. Minnesota and a double and a walk on Aug. 24 at St. Louis.

HONORS AND AWARDS

- **First MLB home run:** Aug. 5, 2019 at Boston, solo shot off Nathan Eovaldi
- 2018 Arizona Fall League "Rising Star"
- **First MLB hit:** Sept. 2, 2018 vs. Baltimore, double off Mike Wright Jr.
- 2016 MiLB.com Organization All-Star
- 2016 *Baseball America* Rookie League All-Star
- 2016 Pioneer League MVP
- 2016 Idaho Falls Player of the Year
- 2016 Pioneer League midseason/postseason All-Star
- 2016 MiLB.com Pioneer League Player of the Month (July)
- 2014 Dominican Royals Player of the Year

CAREER HIGHLIGHTS

- ☛ **2019:** Spent the first half of the season at Northwest Arkansas (AA), where he hit .264 (58-for-220) in 63 games.
- ☛ Threw out 17 of 41 base stealers (29%) with the Naturals.
- ☛ Hit .100 (8-for-80) in his first 24 games (through May 9), but hit .357 (50-for-140) over his next 39 games from May 10-July 14, including a 15-game on-base streak from May 9-28.
- ☛ Recalled on July 16, the day after Martin Maldonado was traded to Chicago, and remained with the Royals for the rest of the season.
- ☛ Hit his first Major League home run on Aug. 5 at Fenway Park off Nathan Eovaldi...became the first Royal to hit his first Major League homer at Fenway Park since Ruppert Jones on Aug. 29, 1976.
- ☛ Had the go-ahead RBI single with two outs in the seventh inning off Shawn Armstrong on Sept. 1 vs. Baltimore, in an eventual 6-4 comeback win.
- ☛ Threw out eight of 21 base stealers (38.1%) with Kansas City.
- ☛ His 4.90 catcher's ERA was best among Royals backstops.
- ☛ **2018:** Spent majority of the season with Wilmington (A+), where he hit .260 (93-for-358) with 23 extra-base hits and 44 RBI in 100 games.
- ☛ Recalled Sept. 1, becoming the sixth known Royal to make the jump from A-ball to the Majors (not including Rule 5 picks), according to Royals Hall of Fame Director, Curt Nelson, joining: Donnie Murphy (2004), Dee Brown (1999), Mike Sweeney (1995), Jeff Granger (1993) and Buck Martinez (1969)...pitchers Kris Bubic and Carlos Hernández (2020) have since made the jump.
- ☛ Became the first Colombian-born player in Royals history and the fourth Colombian-born catcher in Major League history.
- ☛ Made his Major League debut on Sept. 2 vs. Baltimore and recorded his first career hit, a two-run double in the eighth inning.
- ☛ Set a career high with three hits on Sept. 29 vs. Cleveland, two of which came off Corey Kluber.
- ☛ In his seven starts behind the plate, Royals starters posted a 1.84 ERA (9 ER in 44 IP).
- ☛ Played in a Carolina League-high 88 games at catcher, and led catchers in assists (86) and double plays (9, tied).
- ☛ **2017:** Spent season with Lexington (A) and recorded a career-high eight home runs.
- ☛ Ranked second among South Atlantic League catchers in doubles (25) and RBI (52)...also led the league in runners caught stealing (45) and percentage (.398).
- ☛ Named South Atlantic League Player of the Week on May 7, going 9-for-19 (.474) with two homers, five RBI and five walks.
- ☛ **2016:** Named Idaho Falls (Rookie) Player of the Year and Pioneer League Most Valuable Player...led league in batting average (.376), doubles (28) and RBI (55).
- ☛ Tabbed a Pioneer League midseason and postseason All-Star, MiLB.com Organization All-Star and *Baseball America* Rookie All-Star.
- ☛ Led all Royals' farmhands in batting average ...topped the league, throwing out 33 would-be basestealers.
- ☛ Had a league-best 20-game hitting streak (July 7-Aug. 7), earning MiLB.com Player of the Month honors in the league for July.
- ☛ **2014:** Named Dominican Royals Player of the Year, hitting .306 (34-for-111) with 20 RBI in 33 games.

MISC NOTES

- ☛ Full name is **Meibrys John Viloria** (*May-breez*)...resides in Cartagena, Colombia.

MEIBRYS VILORIA (CONT.)

CAREER BATTING

YEAR	CLUB	AVG	G	AB	R	H	2B	3B	HR	RBI	SAC	SF	HBP	BB	SO	SB	CS	OBP	SLG	E
2014	Burlington	.200	13	40	4	8	2	0	1	5	0	0	1	10	10	0	0	.373	.325	0
	Dominican Royals	.306	33	111	16	34	8	1	2	20	1	2	1	14	18	1	1	.383	.450	4
2015	Burlington	.260	45	150	20	39	0	0	0	16	2	2	1	17	23	0	0	.335	.260	4
2016	Idaho Falls	*.376	58	226	54	85	*28	3	6	*55	0	5	8	20	36	1	1	.436	.606	14
2017	Lexington	.259	101	363	42	94	25	0	8	52	5	1	4	25	79	4	3	.313	.394	11
2018	Wilmington	.260	100	358	34	93	16	1	6	44	3	1	5	40	75	2	1	.342	.360	5
	KANSAS CITY	.259	10	27	4	7	2	0	0	4	1	0	0	1	9	0	0	.286	.333	0
2019	Northwest Arkansas	.264	63	220	21	58	12	0	1	24	1	0	3	24	60	2	0	.344	.332	5
	KANSAS CITY	.211	42	133	7	28	7	0	1	15	1	4	0	10	44	0	1	.259	.286	1
2020	KANSAS CITY	.190	15	21	1	4	1	0	0	0	0	0	1	2	9	0	0	.292	.238	1
Minor League Totals		.280	413	1468	191	411	91	5	24	216	12	11	23	150	301	10	6	.354	.398	43
Major League Totals		.215	67	181	12	39	10	0	1	19	2	4	1	13	62	0	1	.266	.287	2

*-Led League

CAREER TRANSACTIONS

2013 Signed by the Kansas City Royals as an international free agent, July 2...signed by Rafael Miranda

SINGLE GAME BESTS

HITS

3 Sept. 29, 2018 vs. CLE
2 (5x) Last: Sept. 1, 2019 vs. BAL

RBI

2 Sept. 2, 2018 vs. BAL
Aug. 3, 2019 at MIN
Aug. 7, 2019 at BOS

RUNS

2 Sept. 16, 2018 vs. MIN
Aug. 31, 2019 vs. BAL

HITTING STREAKS

6 Aug. 24-Sept. 1, 2019
4 Sept. 29, 2018-July 19, 2019
July 28-Aug. 5, 2019

CAREER FIELDING

POSITION	PCT.	G	TC	PO	A	E	DP	SB	CS	SB%	PB
Catcher	.996	66	449	419	31	2	2	26	10	72.2	5

ROYALS YOUNGEST DEBUTS

Rk.	Name	ML Debut	Y/D	Opp.	W/L	Score	Notes
1	Bret Saberhagen	April 4, 1984	19/359	vs. NYY	L	3-4	ND, 4.2 IP, 3 H, 0 R, 0 K
2	Andres Blanco	April 17, 2004	20/6	at MIN	L	4-8	0-3, SO
3	Clint Hurdle	Sept. 18, 1977	20/50	vs. SEA	W	8-3	1-3, HR, 2 RBI, BB
4	George Brett	Aug. 2, 1973	20/79	at CWS	W	3-1	1-4, SO
5	Adalberto Mondesi	Oct. 30, 2015	20/95	at NYM	L	3-9	0-1, SO
6	Mark Littell	June 14, 1973	20/148	at BAL	L	3-8	ND, 6.1 IP, 7 H, 1 ER, 2 K
7	Dee Brown	Sept. 14, 1998	20/171	vs. OAK	W	16-6	0-0, 1 R
8	Zack Greinke	May 22, 2004	20/214	at OAK	L	4-5 (11)	ND, 5.0 IP, 5 H, 2 ER, 1 K
9	Buck Martinez	June 18, 1969	20/223	vs. OAK	L	4-16 (G1)	0-1
10	Tom Gordon	Sept. 8, 1988	20/295	vs. OAK	L	1-5	ND, 2.0 IP, 0 H, 0 R, 2 K

ANGEL ZERPA



ANGEL ZERPA

#61 • LEFT-HANDED PITCHER

BATS
LEFT

THROWS
LEFT

HEIGHT
6-0

WEIGHT
220

BORN: SEPT. 27, 1999 | VALLE DE LA PASCUA, VENEZUELA | OD AGE: 21

SIGNED: INTERNATIONAL FREE AGENT, JULY 26, 2016 | MLB SERVICE: 0 DAYS

2020 SEASON

- Participated in the Royals fall camp in Surprise, Arizona.
- Selected to the Royals' 40-man roster on Nov. 20.

HONORS AND AWARDS

- 2017 *Baseball America* DSL All-Star

CAREER HIGHLIGHTS

- 2019:** Opened the year at Idaho Falls (Rookie), but assigned to Burlington (Rookie) on June 18 and spent the rest of the season with the B-Royals...tied for second in the Appalachian League in wins (6).
- Named Appalachian League Pitcher of the Week on Aug. 11, two days after holding Danville to one hit over 5.0 scoreless innings, with nine strikeouts.
- Went 5-0 with a 1.09 ERA (3 ER in 24.2 IP) in his four starts (five appearances) at home.
- Made two starts for Burlington in the postseason, earning the win in Game 1 of the semifinals vs. Pulaski...tossed 5.0 scoreless innings, allowing two hits and one walk, with seven strikeouts.
- 2018:** Spent the entire season with Surprise (Rookie)...his six losses were second-most in the Arizona League.
- Surrendered five earned runs (4.2 IP) in his July 3 start vs. the Cubs 1 and a season-high six earned runs (4.0 IP) on Aug. 3 vs. the Rangers...held opponents to a 2.25 ERA (10 ER in 40.0 IP) in his other nine appearances, allowing one earned run or fewer in his other five starts.
- 2017:** Named a Dominican Summer League All-Star by *Baseball America*.
- Five of his 12 starts were scoreless, including a 4-2 win on July 20 at Astros Blue, in which he allowed just five hits and no walks, with a career-high 10 strikeouts.

MISC NOTES

- Full name is **Angel David Zerpa** (pronounced: AHN-hel SAIR-pah)...resides in Anaco, Venezuela during the offseason.

CAREER PITCHING

YEAR	CLUB	W-L	ERA	G	GS	CG	SHO	SV	IP	H	R	ER	HR	HB	BB	SO	WP	BK	AVG
2017	Dominican Royals	3-4	1.84	14	12	0	0	0	63.2	47	15	13	0	6	11	39	2	0	.208
2018	Arizona Royals	3-6	3.88	11	7	0	0	0	48.2	52	30	21	5	1	12	34	2	1	.277
2019	Idaho Falls	0-0	4.15	1	1	0	0	0	4.1	5	2	2	0	0	1	4	1	0	.278
	Burlington	6-3	3.33	12	11	0	0	0	51.1	41	19	19	6	2	13	51	1	0	.218
2020	KANSAS CITY	Did not play																	
Minor League Totals		12-13	2.95	38	31	0	0	0	168.0	145	66	55	11	9	37	128	6	1	.234

CAREER TRANSACTIONS

- 2016 Signed by the Kansas City Royals as an international free agent, July 26...signed by Richard Castro, Joelvis Gonzalez and Orlando Estevez

KYLE ZIMMER



KYLE ZIMMER

#45 • RIGHT-HANDED PITCHER

BATS
RIGHT

THROWS
RIGHT

HEIGHT
6-3

WEIGHT
225

BORN: SEPT. 13, 1991 | SAN FRANCISCO, CALIF. | OD AGE: 29

SIGNED: MAJOR LEAGUE FREE AGENT, JAN. 7, 2019 | MLB SERVICE: 1 YEAR, 64 DAYS

2020 SEASON

- Made the Opening Day roster for the second consecutive season and pitched to a 1.57 ERA (4 ER in 23.0 IP), seventh best in the AL (min. 20.0 IP).
- Pitched in relief 15 times, 12 of which were scoreless, including four outings of at least 2.0 scoreless innings, which tied for fourth most in the AL.
- Recorded 3.0 scoreless innings in relief on Aug. 1 vs. the White Sox to set a career high in innings and pitches thrown (47) and mark the second-longest relief outing by a Royals pitcher in 2020.
- One of six relievers who did not allow a home run in 2020 (min. 20.0 IP), along with Alex Colomé (22.1), Brad Hand (22.0), Héctor Neris (21.2), Bryan Garcia (21.2) and Caleb Thielbar (20.0)...he hasn't allowed a homer since Sept. 15, 2019 (Kyle Tucker), a streak of 26.1 homerless innings.
- Had multiple strikeouts in eight of 16 appearances, including four outings with three strikeouts, tied for second most among AL rookie relievers.
- Held opponents to a .175 average (14-for-80)—including six hitless outings—fifth best among American League rookie relievers (min. 90 batters faced).
- Held opponents to 1-for-20 (.050) with runners in scoring position, and the lone hit was a Brad Miller RBI double in his final outing on Sept. 22.
- Placed on the 60-day Injured List on Sept. 23 with right elbow neuritis and missed the final five games of the season.

HONORS AND AWARDS

- First MLB win: Sept. 12, 2020 vs. Pittsburgh

CAREER HIGHLIGHTS

- 2019:** Made his first Opening Day roster and his big league debut on March 31 vs. the White Sox...posted a 0-1 record and a 10.80 ERA (22 ER in 18.1 IP) across 15 appearances with the Royals over three big league stints.
- Issued 19 walks in 18.1 innings for the third-highest ratio (9.33 BB/9) in the Majors among pitchers, who worked at least 15.0 frames.
- Suffered his first loss in his second big league outing, walking the bases loaded in the seventh inning in Detroit on April 4.
- Made a pair of 2.0-inning scoreless appearances, July 27 vs. Cleveland and July 30 vs. Toronto, before surrendering multiple runs in six of his next seven outings (Aug. 2-Sept. 15).
- Pitched to a 4.33 ERA (26 ER in 54.0 IP) and a 2-4 record in 37 outings (12 starts) with Omaha (AAA).
- Named Omaha Pitcher of the Month for July, in which he went 1-0 with a 1.56 ERA (3 ER in 17.1 IP) in 10 appearances.
- Rankings by *Baseball America* within the Royals' organization: No. 2 (2013), No. 1 (2014), No. 4 (2015), No. 2 (2016), No. 10 (2017).
- 2018:** Designated for assignment on March 29, but signed a minor league contract on April 6 to remain in the Royals' organization.
- Did not pitch in 2018...spent six months at Driveline Baseball facility in Seattle, Washington on a data-driven strength training program.
- 2017:** Spent majority of the year with Omaha (AAA) after opening at Northwest Arkansas (AA)...combined to make 21 appearances (3 starts) and posted a 5.40 ERA (22 ER in 36.2 IP) with 40 strikeouts (9.8 K/9).
- Missed nearly two months of action, being placed on the Injured List on April 24 with a right shoulder injury...reinstated on June 13...worked exclusively out of the bullpen following the IL stint.
- 2016:** Limited to just three starts between Wilmington (A) and Northwest Arkansas (AA)...diagnosed with thoracic outlet syndrome in May and missed the remainder of the season following surgery.
- 2015:** Returned to the mound on May 29, following offseason shoulder surgery...went 3-5 with a 2.39 ERA (17 ER in 64 IP) and 72 strikeouts (10.1 K/9) in 24 outings (7 starts) between Lexington (A) and Northwest Arkansas (AA).
- 2014:** Limited to just 4.2 innings due to a lat injury...returned to action for 9.2 innings in the Arizona Fall League, in which he posted a 2.79 ERA and 15 strikeouts (14.0 K/9) in three starts.
- 2013:** Set career highs in starts (22) innings (108.1) and strikeouts (140), including 113 with Wilmington (A+), seventh most in the Carolina League...promoted on July 20 to Double-A, where he posted a 1.93 ERA (4 ER in 18.2 IP) in four starts, before biceps tendonitis ended his season on Aug. 14.

CAREER TRANSACTIONS

- 2012 Selected by the Kansas City Royals in the first round (fifth overall) of the First-Year Player Draft...signed by Max Valencia
- 2019 Signed by the Kansas City Royals as a Major League free agent, Jan. 7

KYLE ZIMMER (CONT.)

MISC NOTES

- 🏠 Full name is **Kyle Joseph Zimmer**...resides in La Jolla, California, with his fiancée, Haley.
- 🎓 Graduated from La Jolla (Calif.) High School in 2009.
- 🎓 Attended the University of San Francisco, where he moved from third base to the mound as a freshman... led pitching staff with 89 strikeouts in 2011.
- 🏆 A two-time first-team All-West Coast Conference honoree and was selected a preseason second-team

- All-American by *Baseball America* and to the Midseason USA Baseball Golden Spikes Award Watch List.
- 🏆 Pursued a business degree at USF, where he was named to the 2012 WCC All-Academic team.
- 🏠 Father, Eric, played baseball at UC-San Diego, while his mother, Cathy, ran track at San Diego State...younger brother, Bradley, was a first-round pick in 2014 and is an outfielder with the Cleveland Indians.

CAREER PITCHING

YEAR	CLUB	W-L	ERA	G	GS	CG	SHO	SV	IP	H	R	ER	HR	HB	BB	SO	WP	BK	AVG	
2012	Arizona Royals	1-0	0.90	3	3	1	1	0	10.0	5	1	1	0	0	0	13	0	0	.152	
	Kane County	2-3	2.43	6	6	0	0	0	29.2	34	15	8	1	4	8	29	1	3	.301	
2013	Wilmington	4-8	4.82	18	18	1	1	0	89.2	80	54	48	9	3	31	113	5	0	.237	
	Northwest Arkansas	2-1	1.93	4	4	0	0	0	18.2	11	4	2	2	2	5	27	0	0	.162	
2014	Idaho Falls	0-0	1.93	6	5	0	0	0	4.2	5	1	1	0	0	4	5	0	0	.263	
2015	Lexington	1-0	1.13	9	0	0	0	0	16.0	11	3	2	1	0	6	21	2	0	.190	
	Northwest Arkansas	2-5	2.81	15	7	0	0	3	48.0	42	20	15	4	0	14	51	1	0	.235	
2016	Wilmington	0-1	1.93	2	2	0	0	0	4.2	3	1	1	0	0	4	9	1	0	.176	
	Northwest Arkansas	0-1	0.00	1	1	0	0	0	1.0	1	1	0	0	0	2	2	0	0	.250	
2017	Northwest Arkansas	0-0	2.25	1	1	0	0	0	4.0	6	1	1	0	0	6	1	0	0	.375	
	Omaha	0-0	5.79	20	2	0	0	3	32.2	35	21	21	4	1	16	34	0	0	.271	
2018	Omaha	Did not pitch																		
2019	KANSAS CITY	0-1	10.80	15	0	0	0	0	18.1	28	22	22	2	0	19	18	2	0	.273	
	Omaha	2-4	4.33	37	12	0	0	1	54.0	46	30	26	6	1	33	52	2	0	.172	
2020	KANSAS CITY	1-0	1.57	16	1	0	0	0	23.0	14	4	4	0	0	1	10	26	2	0	.175
Minor League Totals		14-23	3.68	122	61	2	2	7	313.0	279	152	128	27	11	123	362	13	3	.238	
Major League Totals		1-1	5.66	31	1	0	0	0	41.1	42	26	26	2	1	29	44	4	0	.258	

CAREER BATTING/FIELDING

	AVG.	AB	H	HR	RBI	POSITION	PCT.	G	TC	PO	A	E	DP
MLB Totals	.000	0	0	0	0	Pitcher	1.000	31	7	2	5	0	1

SINGLE GAME BESTS

STRIKEOUTS

3 (5x) Last: Sept. 8, 2020 at CLE

INNINGS PITCHED

3.0 Aug. 1, 2020 vs. CWS
2.1 (2x) Last: Sept. 12, 2020 vs. PIT

ROYALS ROSTER BY UNIVERSITY/COLLEGE

Player	School	Player	School
Andrew Benintendi	University of Arkansas	Alec Marsh	Arizona State University
Jonathan Bowlan	University of Memphis	Ryan McBroom	West Virginia University
Brad Brach	Monmouth University (NJ)	Whit Merrifield	University of South Carolina
Kris Bubic	Stanford University	Anderson Miller	Western Kentucky University
Austin Cox	Mercer (GA) University	Mike Minor	Vanderbilt University
Nick Dini	Wagner (NY) College	Noah Murdock	University of Virginia
Hunter Dozier	Stephen F. Austin (TX) University	Ryan O'Hearn	Sam Houston State (TX) University
Clay Dungan	Indiana State University	Brady Singer	University of Florida
Jarrod Dyson	Southwest Mississippi Junior College	Eric Skoglund	University of Central Florida
Jesse Hahn	Virginia Tech	Collin Snider	Vanderbilt University
Jon Heasley	Oklahoma State University	Josh Staumont	Azuza Pacific (CA) University
Nick Heath	Northwestern State (LA) University	Daniel Tillotson	University of Kentucky
Greg Holland	Western Carolina University	Kyle Zimmer	University of San Francisco
Kyle Isbel	University of Nevada-Las Vegas	Tyler Zuber	Arkansas State University
Jake Kalish	George Mason (VA) University		
Jackson Kowar	University of Florida		
Asa Lacy	Texas A&M University		
Nick Loftin	University of Baylor		
Nicky Lopez	Creighton (NE) University		
Richard Lovelady*	Kennesaw State (GA) University		
Daniel Lynch	University of Virginia		

* - Also attended East Georgia College

! - Also attended Biola (CA) University

- Also attended Iowa Western Community College

TYLER ZUBER



TYLER ZUBER

#53 • RIGHT-HANDED PITCHER

BATS
RIGHT

THROWS
RIGHT

HEIGHT
5-11

WEIGHT
190

BORN: JUNE 16, 1995 | WHITE HALL, ARK. | OD AGE: 25

SELECTED: SIXTH ROUND, 2017 DRAFT | MLB SERVICE: 1 YEAR

2020 SEASON

- ☛ Made the Opening Day roster and recorded 23 appearances—17 of which were scoreless—including his debut on Opening Day (July 24) vs. Cleveland (2.0 IP).
- ☛ Became the 10th Royals pitcher to make his Major League debut on Opening Day and the first since Tim Hill and Brad Keller in 2018...was the first Royal to record 2.0 scoreless innings in his debut on Opening Day, and one of two to do it in the Majors in 2020, joining the Rays' Ryan Thompson.
- ☛ Earned his first win on Aug. 8 vs. Minnesota, recording 1.1 innings in relief of Danny Duffy (4.0 IP) ahead of the Royals' six-run fourth inning.
- ☛ Pitched to a 0.96 ERA (1 ER in 9.1 IP) in nine September outings, after posting a 6.39 ERA (9 ER in 12.2 IP) through Aug. 30.
- ☛ Had multiple strikeouts in nine of 23 outings, including seven of nine in September, and had three strikeouts in three of his last four outings.
- ☛ In his final appearance on Sept. 26, struck out the side on 10 pitches (9 strikes), missing an immaculate inning with a ball to Austin Romine on an 0-2 pitch.
- ☛ Issued 20 walks in 22.0 innings (8.18 BB/9), matching Andre Scrubb (23.2 IP) and Yohan Ramirez (20.2 IP) for the most walks among relievers.
- ☛ Held right-handed batters to a .128 average (5-for-39), eighth best in the American League (min. 35 BF), but three of those five hits were homers.
- ☛ Went 1-0 with a 1.64 ERA (2 ER in 11.0 IP) in 11 appearances at Kauffman Stadium...was 0-2 with a 6.55 ERA (8 ER in 11.0 IP) in 12 road outings.

HONORS AND AWARDS

- First MLB win: Aug. 8, 2020 vs. Minnesota
- 2019 Carolina League midseason All-Star

CAREER HIGHLIGHTS

- ☛ He's the seventh Royals player with a last name that starts with Z, joining: Chris Zachary (1969), Gregg Zaun (2000-01), Joe Zdeb (1977-79), Kyle Zimmer (2019-20), Ben Zobrist (2015) and Paul Zuvella (1991)...only nine players in Major League history are listed below Zuber alphabetically.
- ☛ **2019:** Split the season between Wilmington (A+) and Northwest Arkansas (AA), combining to go 4-4 with 21 saves and a 1.79 ERA (11 ER in 55.1 IP)...held the opposition to a .181 batting average (34-for-188) in his two stops.
- ☛ His ERA was the lowest among Royals' farmhands, while his save total and WHIP (0.90) ranked second (min. 50.0 IP).
- ☛ Named a Carolina League midseason All-Star...recorded the save for the North Division, despite allowing two runs in the ninth inning.
- ☛ Held right-handed batters to a .136 average (14-for-103) between his two stops...lefties batted .235 against him (20-for-85).
- ☛ Allowed just one earned run over his final 15 appearances (21.0 IP) with Wilmington (April 26-June 15), before being promoted to Double-A...during that run, he went 8-for-9 in save opportunities.
- ☛ After surrendering five earned runs in his first nine appearances with the Naturals, pitched to a 1.23 ERA (2 ER in 14.2 IP) in his final 13 outings of the year.
- ☛ Pitched for the Tigres del Licey in the Dominican Winter League, going 3-0 with a 1.20 ERA (2 ER in 15.0 IP) with a 0.87 WHIP in 17 appearances.
- ☛ **2018:** Spent time at both Lexington (A) and Wilmington, going 18-for-20 in save opportunities to lead all KC minor league hurlers.
- ☛ Allowed just one run over his first eight appearances (April 5-May 3), posting a 0.96 ERA (1 ER in 9.1 IP), holding the opposition to a .206 average in that span (7-for-34).
- ☛ Successful in his first 11 save opportunities, before suffering his first blown save on July 11 at Frederick (with Wilmington), allowing a pair of ninth-inning runs.
- ☛ **2017:** In his first professional season, pitched for both Burlington (Rookie) and Lexington, going 1-0 with six saves and a 3.62 ERA (11 ER in 27.1 IP) in 19 combined appearances.
- ☛ Recorded 38 strikeouts in 25.0 innings with the B-Royals (13.68 K/9).

MISC NOTES

- ☛ Full name is **John Tyler Zuber**...resides in White Hall, Arkansas, during the offseason.
- ☛ Graduated from White Hall High School (Ark.) in 2014...led the Bulldogs to the 5A state championship as a junior (2013).
- ☛ Attended Arkansas State University...recorded 258 strikeouts, which ranked second in school history, while his 89 career appearances ranked third...led the Red Wolves with a 2.06 ERA and 80 strikeouts in 52.1 innings (13.8 K/9) as a junior (2017)...became the highest drafted player from the school when the Royals selected him in the sixth round.
- ☛ Lists hunting and fishing as his offseason hobbies.

TYLER ZUBER (CONT.)

CAREER PITCHING

YEAR	CLUB	W-L	ERA	G	GS	CG	SHO	SV	IP	H	R	ER	HR	HB	BB	SO	WP	BK	AVG
2017	Burlington	1-0	2.16	16	0	0	0	6	25.0	26	12	6	0	1	7	38	4	0	.265
	Lexington	0-0	19.29	3	0	0	0	0	2.1	8	5	5	0	0	3	1	0	0	.571
2018	Lexington	2-2	3.10	23	0	0	0	9	29.0	26	11	10	4	1	4	48	0	0	.241
	Wilmington	1-4	4.91	20	0	0	0	9	22.0	22	17	12	1	1	9	22	0	0	.265
2019	Wilmington	3-2	1.23	21	0	0	0	11	29.1	16	8	4	0	2	11	38	6	0	.160
	Northwest Arkansas	1-2	2.42	22	0	0	0	10	26.0	18	9	7	2	2	5	30	0	0	.205
2020	KANSAS CITY	1-2	4.09	23	0	0	0	0	22.0	15	11	10	4	1	20	30	1	0	.197
Minor League Totals		8-10	2.96	105	0	0	0	45	133.2	116	62	44	7	7	39	177	10	0	.236
Major League Totals		1-2	4.09	23	0	0	0	0	22.0	15	11	10	4	1	20	30	1	0	.197

CAREER TRANSACTIONS

2017 Selected by the Kansas City Royals in the sixth round of the First-Year Player Draft...signed by Matt Price

CAREER BATTING/FIELDING

	AVG.	AB	H	HR	RBI	POSITION	PCT.	G	TC	PO	A	E	DP
MLB Totals	-	-	-	-	-	Pitcher	1.000	23	2	0	2	0	0

SINGLE GAME BESTS

STRIKEOUTS

3 (3x) Last: Sept. 26, 2020

INNINGS PITCHED

2.0 (2x) Last: Sept. 22, 2020 vs. STL

1.1 Aug. 8, 2020 vs. MIN

ROSTER BY BIRTHPLACE

UNITED STATES

ARKANSAS (2)

Jakob Junis Jacksonville
Tyler Zuber White Hall

CALIFORNIA (9)

Kris Bubic Cupertino
Danny Duffy Goleta
Kyle Isbel Fontana
Adalberto Mondesi Los Angeles
Jake Newberry San Diego
Nick Pratto Huntington Beach
Gabe Speier Santa Barbara
Josh Staumont La Habra
Kyle Zimmer San Francisco

CONNECTICUT (2)

Scott Barlow New London
Jesse Hahn Norwich

FLORIDA (6)

Wade Davis Lake Wales
MJ Melendez Daytona Beach
Ryan O'Hearn Dunedin
Brady Singer Leesburg
Eric Skoglund Sarasota
Michael A. Taylor Ft. Lauderdale

GEORGIA (4)

Austin Cox Macon
Nick Heath Atlanta
Brad Keller Snellville
Richard Lovelady Hinesville

ILLINOIS (1)

Nicky Lopez Naperville

INDIANA (1)

Clay Dungan Muncie

IOWA (1)

Daniel Tillo Sioux City

KANSAS (1)

Bubba Starling Gardner

KENTUCKY (1)

Anderson Miller Lexington

MISSISSIPPI (1)

Jarrod Dyson McComb

MISSOURI (1)

Jake Brentz Ballwin

NEW JERSEY (3)

Brad Brach Freehold
Nick Dini Monroe
Jake Kalish Red Bank

NEW YORK (1)

Scott Blewett Syracuse

NORTH CAROLINA (2)

Greg Holland Marion
Jackson Kowar Weddington

OHIO (1)

Andrew Benintendi Cincinnati

PENNSYLVANIA (1)

Cam Gallagher Lancaster

SOUTH CAROLINA (1)

Whit Merrifield Florence

TENNESSEE (3)

Jonathan Bowlan Arlington
Mike Minor Chapel Hill
Collin Snider Murfreesboro

TEXAS (5)

Hunter Dozier Wichita Falls
Jon Heasley Plano
Asa Lacy Bryan
Nick Loftin Corpus Christi
Bobby Witt Jr. Bedford

VIRGINIA (3)

Daniel Lynch Richmond
Ryan McBroom Fredericksburg
Noah Murdock Henrico

WISCONSIN (1)

Alec Marsh Waukesha

BAHAMAS (1)

Lucius Fox Nassau

COLOMBIA (1)

Melbrys Viloria Cartagena

CUBA (2)

Ronald Bolaños Santa Cruz del Norte
Jorge Soler Havana

DOMINICAN REPUBLIC (8)

Hanser Alberto San Francisco de Macoris
Kelvin Gutierrez San Francisco de Macoris
Jeison Guzmán Santo Domingo
Seuly Matias La Isabela
Erick Mejia Villa Mella
Erick Peña Santo Domingo
Carlos Santana Santo Domingo
Ervin Santana San Cristobal

PUERTO RICO (2)

Gabriel Cancel Manati
Emmanuel Rivera Mayaguez

VENEZUELA (8)

Freddy Fermin Puerto Ordaz
Carlos Hernández Guayana
Edward Olivares Caracas
Salvador Perez Valencia
Sebastian Rivero Maracay
Carlos Sanabria La Victoria
Andres Sotilef Cumana
Angel Zepa Valle de la Pasqua

KANSAS CITY ROYALS 40-MAN ROSTER

MANAGER: Mike Matheny (22)

COACHES: Terry Bradshaw (44); Larry Carter (34); Cal Eldred (21); Pedro Grifol (6); Rusty Kuntz (18); John Mabry (47); Tony Peña Jr. (39); Vance Wilson (25)

No.	Pitchers (19)	B-T	Ht.	Wt.	Born	Birthplace	2020 Club	W-L	ERA	G	GS	CG	SV	IP	H	R	ER	BB	SO	MLS
58	Scott Barlow	R-R	6-3	210	12-18-92	New London, CT	KANSAS CITY	2-1	4.20	32	0	0	0	30.0	27	14	14	9	39	2,030
64	Scott Blewett	R-R	6-6	245	04-10-96	Syracuse, NY	KANSAS CITY	0-0	6.00	2	0	0	0	3.0	6	2	2	1	4	0,031
57	Ronald Bolaños	R-R	6-2	230	08-23-96	Santa Cruz del Norte, Cuba	KANSAS CITY	0-2	12.27	2	2	0	0	3.2	8	7	5	3	2	0,056
50	Kris Bubic	L-L	6-3	225	08-19-97	Cupertino, CA	KANSAS CITY	1-6	4.32	10	10	0	0	50.0	52	29	24	22	49	0,164
30	Danny Duffy	L-L	6-3	205	12-21-88	Goleta, CA	KANSAS CITY	4-4	4.95	12	11	0	0	56.1	53	33	31	22	57	9,085
32	Jesse Hahn	R-R	6-5	205	07-30-89	Norwich, CT	KANSAS CITY	1-0	0.52	18	0	0	3	17.1	4	1	1	8	19	5,067
43	Carlos Hernández	R-R	6-4	245	03-11-97	Guayana, Venezuela	KANSAS CITY	0-1	4.91	5	3	0	0	14.2	19	9	8	6	13	0,081
35	Greg Holland	R-R	5-10	210	11-20-85	Marion, NC	KANSAS CITY	3-1	1.91	28	0	0	6	28.1	20	8	6	7	31	8,163
24	Jakob Junis	R-R	6-3	220	09-16-92	Jacksonville, AR	KANSAS CITY	0-2	6.39	8	6	0	0	25.1	35	18	18	6	19	3,087
56	Brad Keller	R-R	6-5	255	07-27-95	Snellville, GA	KANSAS CITY	5-3	2.47	9	9	1	0	54.2	39	16	15	17	35	3,000
55	Richard Lovelady	L-L	6-0	185	07-07-95	Hinesville, GA	KANSAS CITY	0-0	9.00	1	0	0	0	1.0	1	1	1	1	0	0,100
23	Mike Minor	R-L	6-4	210	12-26-87	Chapel Hill, TN	TEXAS	0-5	5.60	7	7	0	0	35.1	35	23	22	13	35	9,138
						OAKLAND		1-1	5.48	5	4	1	0	2.11	15	13	13	7	27	
68	Jake Newberry	R-R	6-2	200	11-20-94	San Diego, CA	KANSAS CITY	1-0	4.09	20	0	0	0	22.0	20	12	10	12	24	1,151
51	Brady Singer	R-R	6-5	215	08-04-96	Leesburg, FL	KANSAS CITY	4-5	4.06	12	12	0	0	64.1	52	29	29	23	61	1,000
63	Josh Staumont	R-R	6-3	200	12-21-93	La Habra, CA	KANSAS CITY	2-1	2.45	26	0	0	0	25.2	20	8	7	16	37	1,072
46	Daniel Tilló	L-L	6-5	230	06-13-96	Sioux City, IA	KC Alt. Training Site													0,000
61	Angel Zerna	L-L	6-0	220	09-27-99	Valle de la Pascua, Venezuela	Burlington (Rookie)													0,000
45	Kyle Zimmer	R-R	6-3	225	09-13-91	San Francisco, CA	KANSAS CITY	1-0	1.57	16	1	0	0	23.0	14	4	4	10	26	1,064
53	Tyler Zuber	R-R	5-11	195	06-16-95	White Hall, AR	KANSAS CITY	1-2	4.09	23	0	0	0	22.0	15	11	10	20	30	1,000

No. Catchers (4)																			
B-T	Ht.	Wt.	Born	Birthplace	2020 Club	AVG	G	AB	R	H	2B	3B	HR	RBI	BB	SO	SB	MLS	
36	R-R	6-3	230	12-06-92	Lancaster, PA	KANSAS CITY	.283	25	53	10	5	0	1	3	6	11	0	2,106	
13	R-R	6-3	255	05-10-90	Valencia, Venezuela	KANSAS CITY	.333	37	150	22	12	0	11	32	3	36	1	9,050	
48	R-R	6-1	215	11-16-98	Maracay, Venezuela	KC Alt. Training Site	-	-	-	-	-	-	-	-	-	-	-	0,000	
72	L-R	5-11	225	02-15-97	Cartagena, Colombia	KANSAS CITY	.190	15	21	1	4	1	0	0	0	9	0	1,020	
No. Infielders (8)																			
B-T	Ht.	Wt.	Born	Birthplace	2020 Club	AVG	G	AB	R	H	2B	3B	HR	RBI	BB	SO	SB	MLS	
17	R-R	6-4	220	08-22-91	Wichita Falls, TX	KANSAS CITY	.228	44	158	29	36	4	2	6	12	27	48	4	3,060
38	S-R	6-1	185	07-02-92	Nassau, Bahamas	KC/TB Alt. Training Site	-	-	-	-	-	-	-	-	-	-	-	0,000	
19	R-R	6-2	215	08-28-94	San Francisco de Macoris, D.R.	KANSAS CITY	.111	4	9	0	1	0	0	0	0	3	6	0	1,049
8	L-R	5-11	180	03-13-95	Naperville, IL	KANSAS CITY	.201	56	169	15	34	8	0	1	13	18	41	0	1,139
9	R-L	6-3	220	04-09-92	Fredericksburg, VA	KANSAS CITY	.247	36	81	8	20	3	0	6	10	4	30	0	1,027
27	S-R	6-1	200	07-27-95	Los Angeles, CA	KANSAS CITY	.256	59	219	33	56	11	3	6	22	11	70	24	3,088
66	L-L	6-3	220	07-26-93	Dunedin, FL	KANSAS CITY	.195	42	113	7	22	6	0	2	18	18	37	0	2,034
41	S-R	5-11	215	04-08-86	Santo Domingo, D.R.	CLEVELAND	.199	60	206	34	41	7	0	8	30	47	43	0	10,115
No. Outfielders (7)																			
B-T	Ht.	Wt.	Born	Birthplace	2020 Club	AVG	G	AB	R	H	2B	3B	HR	RBI	BB	SO	SB	MLS	
16	L-L	5-9	180	07-06-94	Cincinnati, OH	BOSTON	.103	14	39	4	4	1	0	0	2	11	17	1	4,062
1	L-R	5-9	165	08-15-84	McComb, MS	PITTSBURGH	.157	21	51	6	8	0	0	0	5	4	10	4	9,088
0	L-L	6-1	190	11-27-93	Atlanta, GA	CHICAGO (AL)	.300	11	10	3	3	0	0	0	0	0	1	2	0,158
15	R-R	6-1	195	01-24-89	Florence, SC	KANSAS CITY	.154	15	13	2	2	1	0	0	3	2	6	2	0,158
14	R-R	6-2	190	03-06-96	Caracas, Venezuela	KANSAS CITY	.282	60	248	38	70	12	0	9	30	12	33	12	4,101
						SAN DIEGO	.176	13	34	4	6	1	0	1	3	2	14	0	0,161
						KANSAS CITY	.274	18	62	5	17	1	1	2	7	2	11	0	0,161
12	R-R	6-4	235	02-25-92	Havana, Cuba	KANSAS CITY	.228	43	149	17	34	8	0	8	24	19	60	0	5,143
2	R-R	6-4	215	03-26-91	Ft. Lauderdale, FL	WASHINGTON	.196	38	92	11	18	6	0	5	16	6	27	0	5,129

Roster as of March 5, 2021

KANSAS CITY ROYALS NON-ROSTER INVITEES

No.	Pitchers (1B)	B-T	Ht.	Wt.	Born	Birthplace	2020 Club	W-L	ERA	G	GS	SV	IP	H	R	ER	BB	SO	MLS	
87	Jonathan Bowlian	R-R	6-6	260	12-01-96	Arlington, TN	KC Alt. Training Site	-	-	-	-	-	-	-	-	-	-	-	0.000	
31	Brad Brach	R-R	6-6	215	04-12-86	Freehold, NJ	NEW YORK (NL)	1-0	5.84	14	0	0	12.1	8	8	8	14	14	8.063	
59	Jake Brentz	L-L	6-2	205	09-14-94	Ballwin, MO	KC Alt. Training Site	-	-	-	-	-	-	-	-	-	-	-	0.000	
86	Austin Cox	L-L	6-4	235	03-28-97	Macon, GA	KC Alt. Training Site	-	-	-	-	-	-	-	-	-	-	-	0.000	
71	Wade Davis	R-R	6-5	225	09-07-85	Lake Wales, FL	COLORADO	0-1	20.77	5	0	0	2	4.1	9	10	3	3	11.029	
85	Jon Heasley	R-R	6-3	225	01-27-97	Piano, TX	KC Alt. Training Site	-	-	-	-	-	-	-	-	-	-	-	0.000	
81	Jake Kalish	L-L	6-2	210	07-09-91	Red Bank, NJ	KC Alt. Training Site	-	-	-	-	-	-	-	-	-	-	-	0.000	
37	Jackson Kowar	R-R	6-5	200	10-04-96	Weddington, NC	KC Alt. Training Site	-	-	-	-	-	-	-	-	-	-	-	0.000	
33	Asa Lacy	L-L	6-4	215	06-02-99	Bryan, TX	KC Alt. Training Site	-	-	-	-	-	-	-	-	-	-	-	0.000	
52	Daniel Lynch	L-L	6-6	200	11-17-96	Newport News, VA	KC Alt. Training Site	-	-	-	-	-	-	-	-	-	-	-	0.000	
96	Alec Marsh	R-R	6-3	220	05-14-98	Waukesha, WI	KC Alt. Training Site	-	-	-	-	-	-	-	-	-	-	-	0.000	
83	Noah Murdoch	R-R	6-8	205	08-20-98	Henrico, VA	Burlington (R)	-	-	-	-	-	-	-	-	-	-	-	0.000	
74	Carlos Sanabria	R-R	6-3	200	01-24-97	La Victoria, Venezuela	HOUSTON	0-0	9.00	2	0	0	0	2.0	3	2	2	3	2	0.031
54	Ervin Santana	R-R	6-2	175	12-12-82	San Cristobal, D.R.	HOUSTON	-	-	-	-	-	-	-	-	-	-	-	13.123	
65	Eric Skoglund	L-L	6-7	215	10-26-92	Sarasota, FL	Omaha (AAA)	-	-	-	-	-	-	-	-	-	-	-	1.109	
84	Collin Snider	R-R	6-4	195	10-10-95	Murfreesboro, TN	Wilmington (A+)	-	-	-	-	-	-	-	-	-	-	-	0.000	
69	Andres Sottillet	R-R	6-1	215	03-02-97	Cumana, Venezuela	Omaha (AAA)	-	-	-	-	-	-	-	-	-	-	-	0.000	
67	Gabe Speier	L-L	5-11	200	04-12-95	Santa Barbara, CA	KANSAS CITY	0-1	7.94	8	0	0	0	5.2	9	5	4	6	0.105	

No.	Catchers (3)	B-T	Ht.	Wt.	Born	Birthplace	2020 Club	AVG	G	AB	R	H	2B	3B	HR	RBI	BB	SO	SB	MLS
62	Nick Dini	R-R	5-9	190	07-27-93	Monroe, NJ	KC Alt. Training Site	-	-	-	-	-	-	-	-	-	-	-	-	0.053
78	Freddy Ferrin	R-R	5-10	200	05-16-95	Puerto Ordaz, Venezuela	KC Alt. Training Site	-	-	-	-	-	-	-	-	-	-	-	-	0.000
70	MJ Melendez	L-R	6-1	190	11-29-98	Daytona Beach, FL	KC Alt. Training Site	-	-	-	-	-	-	-	-	-	-	-	-	0.000

No.	Infielders (9)	B-T	Ht.	Wt.	Born	Birthplace	2020 Club	AVG	G	AB	R	H	2B	3B	HR	RBI	BB	SO	SB	MLS
49	Hanser Alberto	R-R	5-11	215	10-17-92	San Francisco de Macoris, D.R.	BALTIMORE	.283	54	219	35	62	15	0	3	22	5	30	3	4.085
77	Gabriel Cancel	R-R	6-0	205	12-08-96	Manati, P.R.	Omaha (AAA)	-	-	-	-	-	-	-	-	-	-	-	-	0.000
90	Clay Dungan	L-R	6-1	190	06-02-96	Muncie, IN	Lexington (A)	-	-	-	-	-	-	-	-	-	-	-	-	0.000
75	Jeison Guzmán	L-R	6-2	205	10-08-98	Santo Domingo, D.R.	KANSAS CITY	-	-	-	-	-	-	-	-	-	-	-	-	0.000
89	Nick Loftin	R-R	6-1	180	09-25-98	Corpus Christi, TX	Wilmington (A+)	-	-	-	-	-	-	-	-	-	-	-	-	0.000
26	Erick Méjia	S-R	5-11	195	11-09-94	Villa Mella, D.R.	KANSAS CITY	.071	8	14	1	1	1	0	0	0	7	1	0.091	

No. Infielders (Cont.)	B-T	Ht.	Wt.	Born	2020 Club	AVG	G	AB	R	H	2B	3B	HR	RBI	BB	SO	SB	MLS
88 Nick Pratto	L-R	6-1	215	10-06-98	Huntington Beach, CA KC Alt. Training Site	-	-	-	-	-	-	-	-	-	-	-	-	0.000
73 Emmanuel Rivera	R-R	6-2	225	06-29-96	Mavaguez, P.R. Omaha (AAA)	-	-	-	-	-	-	-	-	-	-	-	-	0.000
7 Bobby Witt Jr.	R-R	6-1	200	06-14-00	Bedford, TX KC Alt. Training Site	-	-	-	-	-	-	-	-	-	-	-	-	0.000

No. Outfielders (5)	B-T	Ht.	Wt.	Born	2020 Club	AVG	G	AB	R	H	2B	3B	HR	RBI	BB	SO	SB	MLS
76 Kyle Isbel	L-L	5-11	190	03-03-97	Fontana, CA KC Alt. Training Site	-	-	-	-	-	-	-	-	-	-	-	-	0.000
99 Seuly Matias	R-R	6-3	235	09-04-98	La Isabela, D.R. KC Alt. Training Site	-	-	-	-	-	-	-	-	-	-	-	-	0.000
98 Anderson Miller	L-L	6-3	215	05-06-94	Lexington, KY Omaha (AAA)	-	-	-	-	-	-	-	-	-	-	-	-	0.000
79 Erick Peña	L-R	6-3	200	02-20-03	Santo Domingo, D.R. Dominican Royals	.169	35	59	5	10	1	0	1	5	4	27	0	1,147
11 Bubba Starling	R-R	6-4	220	08-03-92	Gardner, KS KANSAS CITY													

PRONUNCIATION GUIDE

Hanser Alberto HAWN-sair ahl-BAIR-toh
Andrew Benintendi beh-nin-TEHN-dee
Ronald Bolaños boh-LAWN-yoce
Brad Brach brock
Kris Bubic boo-bich
Gabriel Cancel can-SELL
Freddy Fermin fer-meen
Lucius Fox Loo-shuss
Kelvin Gutierrez goo-tee-AIR-ezz
Jeison Guzman Jason
Kyle Isbel Izz-bell
Jake Kallish KAY-lish
Jackson Kowar coh-wahr
Asa Lacy AY-suh
Seuly Matias seh-oo-lee mah-TEE-us
Edward Olivares	oh-lee-YAH-res (not ah-lee-YAH-res)
Nick Pratto praw-toh
Carlos Sanabria	suh-NA-breah-uh
Eric Skoglund SKOH-glumhd
Andres Sotilel	ahn-DRACE soh-tee-YET
Gabe Speler spy-uhr
Josh Staumont STAH-mont
Meibrys Viloria	MAY-breez vih-LOH-ree-uh
Angel Zepa AHN-nel SAIR-pah

ALPHABETICAL ROSTER

No.	Player	Pos.	No.	Player	Pos.	No.	Player	Pos.	No.	Player	Pos.
49	Alberto, Hanser*	INF	43	Hernandez, Carlos	RHP	79	Peña, Erick*	RHP	OF		
58	Barlow, Scott	RHP	35	Holland, Greg	RHP	13	Perez, Salvador	RHP	C		
16	Benintendi, Andrew	OF	76	Isbel, Kyle*	OF	88	Pratto, Nick*	INF	C		
64	Blewett, Scott	RHP	24	Junis, Jakob	RHP	73	Rivera, Emmanuel*	INF	INF		
57	Bolaños, Ronald	RHP	81	Kalish, Jake*	LHP	48	Rivero, Sebastian	RHP	C		
87	Bowman, Jonathan*	RHP	56	Keller, Brad	RHP	74	Sanabria, Carlos*	RHP	RHP		
31	Brach, Brad*	RHP	37	Kowar, Jackson*	RHP	41	Santana, Carlos	INF	INF		
59	Brentz, Jake*	LHP	33	Lacy, Asa*	LHP	54	Santana, Ervin*	RHP	INF		
50	Bubic, Kris	LHP	89	Loftin, Nick*	LHP	51	Singer, Brady	RHP	RHP		
77	Cancel, Gabriel*	INF	8	Lopez, Nicky	INF	65	Skoglund, Eric*	LHP	RHP		
86	Cox, Austin*	LHP	55	Lovelsdy, Richard	LHP	84	Snider, Collin*	RHP	RHP		
71	Davis, Wade*	RHP	52	Lynch, Daniel*	LHP	12	Soler, Jorge	OF	OF		
62	Dini, Nick*	C	96	Marsh, Alec*	RHP	69	Sotilel, Andres*	RHP	RHP		
17	Dozier, Hunter	INF	99	Matias, Seuly*	OF	67	Speler, Gabe*	LHP	RHP		
30	Duffy, Danny	LHP	9	McBroom, Ryan	INF	11	Staumont, Bubba*	OF	OF		
90	Dungan, Clay*	INF	26	Meija, Erick*	UTL	63	Staumont, Josh	RHP	RHP		
1	Dyson, Jarrod	OF	70	Melendez, MJ*	C	2	Taylor, Michael	OF	OF		
78	Fermin, Freddy*	C	15	Merrifield, Whit	OF	46	Tillo, Daniel	LHP	LHP		
38	Fox, Lucius	INF	98	Miller, Anderson*	RHP	72	Viloria, Meibrys	C	C		
36	Gallagher, Cam	LHP	23	Monroe, Mike	LHP	25	Wilson, Vance	Coach	Coach		
19	Gutierrez, Kelvin	INF	27	Morris, Adalberto	INF	7	Witt Jr., Bobby*	INF	INF		
75	Guzmán, Jeison*	INF	83	Murdock, Noah*	RHP	61	Zepa, Angel	LHP	LHP		
32	Hahn, Jesse	RHP	68	Newberry, Jake	RHP	45	Zimmer, Kyle	RHP	RHP		
85	Heasley, Jon*	RHP	66	O'Hearn, Ryan	INF	53	Zuber, Tyler	RHP	RHP		
0	Heath, Nick	OF	14	Olivares, Edward	OF						

*-Denotes non-roster invitee



HANSER ALBERTO

#49 • INFILDER

BATS	THROWS	HEIGHT	WEIGHT
RIGHT	RIGHT	5-11	215

BORN: OCT. 17, 1992 | SAN FRANCISCO DE MACORÍS, D.R. | OD AGE: 28

SIGNED: MINOR LEAGUE FREE AGENT, FEB. 1, 2021 | MLB SERVICE: 4 YEARS, 85 DAYS

2020 SEASON

- 👑 In his final season with Baltimore, led the Orioles in multi-hit games (18), which included 14 in his first 30 contests.
- 👑 Appeared on his third Opening Day roster (2016, 2019, 2020) and made a team-high 48 starts at second base, four at third base and one as the DH.
- 👑 Batted .375 (24-for-64) with 15 runs scored in the seventh inning or later, which was the highest average in the American League and the second-most runs scored.
- 👑 Also ranked tied for fourth in the AL, with a .375 average (18-for-48) against left-handed pitching...ranked ninth in the league hitting .324 (35-for-108) in road contests.
- 👑 Slashed .318/.342/.437 (48-for-151) through his first 36 games, ranking fourth in the AL batting race through Sept. 6...however, hit just .206 (14-for-68) from Sept. 7 to the end of the season.
- 👑 Saw his season average dip below .300 after completion of the game on Sept. 13, snapping a 132-game stretch (June 7, 2019-Sept. 12, 2020) in which it was .300-or-above.
- 👑 Homered in consecutive games (July 30 vs. the Yankees; July 31 vs. Tampa Bay) for the second time in his career, also turning the trick Aug. 20-21, 2019 vs. Kansas City.
- 👑 Matched a career-high with a 10-game hitting streak (Aug. 22-Sept. 6), batting .350 (14-for-40).

HONORS AND AWARDS

- **First MLB HR:** April 20, 2019 vs. Minnesota, two-run shot off Martin Pérez
- **First MLB hit:** May 29, 2015 vs. Boston, triple off Alexi Ogando
- Two-time MiLB.com Organization All-Star (2014, 2015)
- MiLB *Rawlings* Gold Glove (2014)
- 2012 South Atlantic League midseason All-Star
- 2010 DSL midseason/postseason All-Star

CAREER HIGHLIGHTS

- 👑 Signed as a minor league free agent on Feb. 1, 2021, after being non-tendered by Baltimore on Dec. 2, 2020.
- 👑 Since the start of 2019, leads the Majors with a .394 average (106-for-269) against left-handed pitching (min. 250 PA)...his 106 hits vs. lefties are 10 more than any other player (Charlie Blackmon) during that stretch.
- 👑 **2019:** Ranked eighth in the American League with a .305 batting average, becoming the first Oriole to hit .300 or better since 2008 (Nick Markakis and Aubrey Huff).
- 👑 Batted .398 (88-for-221) against left-handed pitching, with his 88 hits vs. lefties leading the Majors, while his average ranked second to only J.D. Martinez (.404).
- 👑 His 88 hits against southpaws were the most in a single-season in Orioles history and the most by any player since Tony Gwynn (90) in 1987...it marked the 17th time in Major League history (14th different player) to have a season with as many hits against left-handed pitchers.
- 👑 Tied for the highest road average (.345, 88-for-255) in the American League, matching Chicago's Tim Anderson.
- 👑 Also led the Majors with 11.0 plate appearances/strikeout (550 PA/50 K)...became the first Orioles player since Deivi Cruz (2003) to record 50 strikeouts or fewer in a season which he had at least 500 plate appearances.
- 👑 Consistent throughout the season, batting .309 (84-for-272) in 73 games before the All-Star break and .302 (76-for-252) after the break...batted .295 or better in April (.314), June (.354), July (.295) and August (.354).
- 👑 Made his first career pitching appearance on April 7 vs. the Yankees, allowing two runs on a hit and two walks over 1.0 inning.
- 👑 Made 67 starts at second base, 58 at third base and one each in left field and right field...his start in right field on April 29 at the White Sox was the first of his career in the outfield.
- 👑 Recorded a career-best 10-game hitting streak, Aug. 11-21, which he matched in 2020.
- 👑 Established a career-high with five hits on Aug. 30 at Kauffman Stadium, going 5-for-6 with a double, two runs scored and two RBI.
- 👑 Hit his first big league home run on April 20 vs. Minnesota, in the second game of a doubleheader, hitting a two-run shot off Martin Pérez.
- 👑 Claimed off waivers four times prior to the season: Nov. 2, 2018 by the New York Yankees, Jan. 11, 2019 by Baltimore, Feb. 22, 2019 by San Francisco and March 1 by Baltimore.
- 👑 **2018:** In his final season with Texas, had his contract selected by the Rangers on May 15 and had three stints in the Majors (May 15-June 2; June 10-14; Aug. 24-end of season)...also spent time on the Injured List (Aug. 25-Sept. 4) with a strained right hamstring.
- 👑 Matched a then-career high with three hits at Seattle on Sept. 27.
- 👑 Led Round Rock (AAA) in batting (.330), which also ranked fourth in the Pacific Coast League...was second on the club in RBI (58) and fourth in hits (119).
- 👑 **2017:** Missed the entire season with right shoulder problems and had right rotator cuff debridement surgery on June 19...the procedure was performed by Dr. Keith Meister in Arlington, Texas.
- 👑 Played in five games as part of rehab assignments at Double-A Frisco (June 1-4) and Triple-A Round Rock (June 5-6).
- 👑 **2016:** Made his first career Opening Day roster and had three different stints in the Majors with Texas: April 4-June 4, July 20-Aug. 3 and Sept. 2 to the end of the season.

HANSER ALBERTO (CONT.)

- 👑 Made 14 starts, including six at shortstop, four at third base, three at second base and one at first base, which was the first of his career.
- 👑 Collected a game-tying single in the regular season finale vs. Tampa Bay on Oct. 2.
- 👑 Played in 63 games for Round Rock, batting .275 (73-for-265) with 13 doubles, a triple, seven home runs and 36 RBI.
- 👑 **2015:** Made his Major League debut on May 29 vs. Boston, recording his first hit and RBI with a run-scoring triple off Alexi Ogando in the seventh inning.
- 👑 Appeared in 41 games over two stints with the Rangers (May 28-July 4 and Aug. 19-end of season).
- 👑 Hit safely in each of his first six games, as well as seven of his first eight, hitting .344 (11-for-32) in that stretch.

- 👑 Named a MiLB.com Organization All-Star, playing in 63 games at Round Rock.
- 👑 **2014:** Earned a *Rawlings* Gold Glove as the top defensive shortstop in the minor leagues...rated statistically as the best defender among Texas League (AA) shortstops, posting a .979 fielding percentage.
- 👑 **2012:** Named a South Atlantic League midseason All-Star, while he was named the 12th-best prospect in the Carolina League by *Baseball America*.
- 👑 Following the season, batted .397 (25-for-63) in 17 games with the Surprise Saguaros in the Arizona Fall League.
- 👑 **2010:** Selected a Dominican Summer League midseason All-Star...won the DSL batting title, hitting .358 (64-for-179) in 50 games.

POSTSEASON HIGHLIGHTS

- 👑 **2015:** Appeared in three playoff games with the Rangers, making two starts at third base...went 2-for-10 with a double and two RBI in the ALDS vs. Toronto.

MISC NOTES

- 👑 Full name is **Hanser Joel Alberto**...resides in San Francisco de Macoris, Dominican Republic, during the offseason with wife, Olga Lidia Rosario de Alberto, and daughters Avril Marie and Hanna Marie.
- 👑 Enjoys mentoring young baseball players in his hometown during the offseason...also lists playing dominos and attending church services as his hobbies.

CAREER BATTING

YEAR	CLUB	AVG	G	AB	R	H	2B	3B	HR	RBI	SAC	SF	HBP	BB	SO	SB	CS	OBP	SLG	E
2010	Dominican Rangers	.358	50	179	25	64	15	2	0	24	5	4	2	6	9	16	3	.377	.464	11
2011	Spokane	.267	53	187	21	50	8	1	0	16	1	2	3	9	15	7	1	.308	.321	20
2012	Hickory	.337	62	246	37	83	17	1	4	38	2	3	3	18	22	15	4	.385	.463	17
	Myrtle Beach	.265	66	279	36	74	11	2	4	34	1	5	3	2	27	9	3	.273	.362	10
2013	Frisco	.213	100	356	37	76	6	4	4	40	1	6	5	16	41	13	5	.253	.287	17
	Myrtle Beach	.258	29	97	6	25	5	0	0	7	1	0	2	4	8	3	1	.301	.309	7
2014	Myrtle Beach	.271	70	262	37	71	15	3	5	43	6	4	3	10	25	10	4	.301	.408	9
	Frisco	.275	50	178	23	49	6	1	2	15	2	0	4	6	17	6	4	.314	.354	3
2015	Round Rock	.310	81	310	42	96	19	4	4	32	7	2	2	9	33	5	5	.331	.435	5
	TEXAS	.222	41	99	12	22	2	1	0	4	3	0	0	2	17	1	0	.238	.263	2
2016	TEXAS	.143	35	56	2	8	1	0	0	5	2	0	0	0	17	1	0	.143	.161	1
	Round Rock	.275	63	265	32	73	13	1	7	36	2	0	2	8	29	2	2	.302	.411	10
2017	Frisco@	.273	3	11	2	3	1	0	0	0	0	0	0	1	2	0	0	.333	.364	1
	Round Rock@	.444	2	9	2	4	0	0	1	2	0	0	0	0	1	0	0	.444	.778	0
2018	Round Rock	.330	101	361	45	119	17	3	7	58	5	6	3	9	28	0	3	.346	.452	11
	TEXAS	.185	13	27	0	5	2	0	0	0	1	0	0	2	4	0	1	.241	.259	1
2019	BALTIMORE	.305	139	524	62	160	21	2	12	51	3	3	4	16	50	4	4	.329	.422	10
2020	BALTIMORE	.283	54	219	35	62	15	0	3	22	2	2	3	5	30	3	0	.306	.393	2
	Minor League Totals	.287	730	2740	345	787	133	22	38	345	33	32	32	98	257	86	35	.316	.393	121
	Major League Totals	.278	282	925	111	257	41	3	15	82	11	5	7	25	118	9	5	.300	.377	16

@ - Minor League injury rehab

POSTSEASON BATTING

YEAR	SERIES	VS. OPP.	AVG	G	AB	R	H	2B	3B	HR	RBI	SH	SF	HP	BB	SO	SB	CS	E
2015	AL Division Series	vs. TOR	.200	3	10	0	2	1	0	0	2	0	1	0	0	2	0	0	1
	Postseason Totals		.200	3	10	0	2	1	0	0	2	0	1	0	0	2	0	0	1

CAREER TRANSACTIONS

- 2009 Signed by the Texas Rangers as an international free agent, Nov. 23...signed by Rodolfo Rosario, Willy Espinal and Mike Daly
- 2017 Placed on the 10-day Injured List (right shoulder tightness), April 2...transferred to the 60-day IL, May 16...reinstated Nov. 6
- 2018 Placed on the 10-day Injured List (right hamstring strain), Aug. 25...reinstated Sept. 4
Claimed by the New York Yankees off waivers, Nov. 2
- 2019 Claimed by the Baltimore Orioles off waivers, Jan. 11
Claimed by the San Francisco Giants off waivers, Feb. 22
Claimed by the Baltimore Orioles off waivers, March 1
- 2021 Signed by the Kansas City Royals as a minor league free agent, Feb. 1

HANSER ALBERTO (CONT.)

SINGLE GAME BESTS

HITS

5 Aug. 30, 2019 at KC
4 (5x) Last: Aug. 28, 2020 at TOR

DOUBLES

2 (3x) Last: Aug. 11, 2020 at PHI

RBI

3 (4x) Last: Sept. 24, 2020 at BOS

RUNS

3 (3x) Last: Aug. 24, 2019 vs. TB

HITTING STREAKS

10 Aug. 11-21, 2019
Aug. 22-Sept. 6, 2020
9 Aug. 6-15, 2020
8 April 20-May 1, 2019

CAREER FIELDING

POSITION	PCT.	G	TC	PO	A	E	DP
Pitcher	-	1	0	0	0	0	0
First Base	1.000	4	14	13	1	0	2
Second Base	.987	176	631	257	366	8	102
Third Base	.967	92	213	61	145	7	17
Shortstop	.988	22	81	24	56	1	16
Outfield	1.000	4	6	6	0	0	0

ROYALS TOP OFFENSIVE PERFORMANCES

The Royals have exploded for 17 or more runs 20 times in their history. The club has tallied 17 or more runs 5 times against both the Twins (all at home) and the Tigers (2 at home, 2 at Tiger Stadium, 1 at Comerica Park). All but 5 of the 17-run outbursts have come at home.

Rk	Date	Opponent	Run Total	Score	Hitting Hero
1.	Sept. 9, 2004	at Detroit-1	26	26-5	Joe Randa: 6-for-7, 2B, 6 runs
2.	April 6, 1974	Minnesota	23	23-6	John Mayberry: 3-for-5, 2 2B, 5 RBI, 4 runs
3.	June 15, 1976	at Detroit	21	21-7	Tom Poquette: 5-for-6, HR, 5 runs
4.	Aug. 10, 1996	at California	18	18-3	Johnny Damon: 2-for-6, HR, 7 RBI
	Aug. 21, 1995	at Milwaukee-1	18	18-9	Greg Gagne: 4-for-6, 2B, 3B, 3 RBI, 3 runs
	July 14, 1991	at Detroit	18	18-4	Brian McRae: 2-for-6, 2 HR, 6 RBI
	Aug. 16, 1983	Detroit	18	18-7	Pat Sheridan: 4-for-6, 2 2B, HR, 3 RBI
	Sept. 12, 1982	Minnesota	18	18-7	Willie Aikens: 3-for-5, 2 HR, 4 RBI
	Aug. 29, 1979	Milwaukee	18	18-8	Amos Otis: 3-for-6, HR, 3 RBI, 2 runs
10.	July 3, 2007	Seattle	17	17-3	Billy Butler: 3-for-5, 2B, HR, 6 RBI
	June 14, 2007	St. Louis	17	17-8	Mark Teahen: 3-for-5, 3B, 5 RBI
	June 10, 2007	Philadelphia	17	17-5	Mark Grudzielanek: 3-for-5, 2B, HR, 5 RBI
	Sept. 4, 2005	Texas	17	17-8	Angel Berroa: 2-for-5, HR, 5 RBI
	Sept. 13, 2004	New York	17	17-8	John Buck: 4-for-5, HR, 5 RBI
	Sept. 24, 2002	Detroit	17	17-2	Raúl Ibañez: 3-for-5, HR, 2 RBI, 3 runs
	June 9, 1999	St. Louis	17	17-13	Joe Randa: 5-for-5, 2 2B, 2 RBI, 4 runs
	May 11, 1982	Milwaukee	17	17-3	Hal McRae: 2-for-6, HR, 5 RBI
	Oct. 4, 1980	Minnesota	17	17-1	Hal McRae: 3-for-4, 2B, HR, 5 RBI
	May 12, 1976	Minnesota	17	17-5	Tom Poquette: 3-for-6, 2 2B, 3B, 4 RBI
	Aug. 6, 1974	Minnesota	17	17-3	Amos Otis: 2-for-4, 2B, HR, 4 RBI, 4 runs

POSITION PLAYERS TO PITCH FOR THE ROYALS

Date	Opponent	Pitcher	IP	H	R	ER	BB	SO
Aug. 20, 1979	New York Yankees	Jerry Terrell	1.0	0	0	0	0	0
May 14, 1980	at New York Yankees	Jerry Terrell	1.0	1	0	0	1	0
Sept. 1, 1983	at Chicago White Sox	Joe Simpson	1.0	1	1	1	2	0
Sept. 5, 1983	Seattle	Joe Simpson	2.0	3	0	0	0	1
July 3, 1984	at Cleveland	Leon Roberts	1.0	4	3	3	1	1
June 24, 1991	California	Bill Pecota	2.0	4	1	1	0	0
April 12, 1994	Boston	David Howard	2.0	2	1	1	5	0
July 17, 1998	at Seattle	Shane Halter	1.0	1	0	0	0	0
July 21, 2008	Detroit	Tony Pena, Jr.	1.0	0	0	0	0	1
July 26, 2011	at Boston	Mitch Maier	1.0	1	0	0	0	0
April 15, 2012	Cleveland	Mitch Maier	1.0	1	0	0	0	0
June 25, 2016	Houston	Drew Butera	1.0	1	0	0	0	1
July 26, 2016	Los Angeles Angels	Drew Butera	1.1	0	0	0	0	0
July 7, 2018	Boston	Drew Butera	1.1	2	2	2	3	0
May 16, 2019	Texas	Chris Owings	1.2	6	4	4	1	0
Aug. 26, 2019	Oakland	Alex Gordon	1.1	5	3	3	1	0
		Humberto Arteaga	1.2	2	1	1	1	0
Aug. 30, 2019	Baltimore	Alex Gordon	1.0	3	2	2	1	0

JONATHAN BOWLAN



JONATHAN BOWLAN

#87 • RIGHT-HANDED PITCHER

BATS
RIGHT

THROWS
RIGHT

HEIGHT
6-6

WEIGHT
240

BORN: DEC. 1, 1996 | ARLINGTON, TENN. | OD AGE: 24

SELECTED: SECOND ROUND, 2018 DRAFT | MLB SERVICE: 0 DAYS

2020 SEASON

Spent the season at the Alternate Training Site in Kansas City, Kansas.

Also participated in the Royals' postseason camp at Kauffman Stadium in October.

HONORS AND AWARDS

• 2019 South Atlantic League midseason All-Star

CAREER HIGHLIGHTS

2019: Split the year between Lexington (A) and Wilmington (A+), combining to go 11-5 with a 3.14 ERA (51 ER in 146.0 IP) with 150 strikeouts (9.24 K/9), compared to just 23 walks (1.42 BB/9).

Among Royals farmhands, ranked tied for second in wins, third in strikeouts, fifth in innings, eighth in starts (23)...also among pitchers who worked at least 80.0 innings, ranked first in strikeouts/walks ratio (6.52), second in WHIP (0.99) and eighth in ERA.

Threw the second no-hitter in Wilmington (A+) history on July 15, recording nine strikeouts and no walks on 98 pitches (63 strikes)...the lone base runner reached on a throwing error in the second inning.

Earned Carolina League Pitcher of the Week honors on July 21.

Named a South Atlantic League midseason All-Star,

working 0.2 inning and allowing one hit with one strikeout in the contest in Charleston, West Virginia.

Tallied a career-high nine strikeouts in five different starts, including his first outing of the year vs. West Virginia (6.0 IP).

Held opponents to a .227 average (121-for-533), which included right-handers batting .216 (69-for-320) against him.

2018: Made nine starts for Idaho Falls (Rookie) during his first professional season...earned his first victory on July 7 at Orem, allowing one run on two hits over 5.0 innings, with a season-high six strikeouts.

After pitching to a 2.25 ERA (4 ER in 16.0 IP) over his first four starts, surrendered seven earned runs in consecutive outings (July 14, 21), opening a four-start losing streak (July 14-Aug. 20).

MISC NOTES

Jonathan Bowlan resides in Arlington, Tennessee, during the offseason.

Graduated from Bartlett High School (Tenn.), where he was named Male Athlete of the Year as a senior.

Pitched collegiately at the University of Memphis, where he posted a 3.71 ERA (35 ER in 85.0 IP) with 104

strikeouts in 2018 as a junior...fanned a school record and a 2018 Division I-best 18 hitters in a complete game win over South Florida (2 ER, 9.0 IP) on April 28.

Father, Mark, threw the lone perfect game in the history of the University of Memphis program and pitched for two seasons in the St. Louis Cardinals' organization.

CAREER PITCHING

YEAR	CLUB	W-L	ERA	G	GS	CG	SHO	SV	IP	H	R	ER	HR	HB	BB	SO	WP	BK	AVG
2018	Idaho Falls	1-4	6.94	9	9	0	0	0	35.0	51	30	27	6	0	9	23	0	0	.329
2019	Lexington	6-2	3.36	13	11	0	0	1	69.2	55	30	26	4	8	10	74	3	1	.216
	Wilmington	5-3	2.95	13	12	1	1	0	76.1	66	25	25	5	0	13	76	2	0	.237
2020	KANSAS CITY	Did not pitch																	
Minor League Totals		12-9	3.88	35	32	1	1	1	181.0	172	85	78	15	8	32	173	5	1	.250

CAREER TRANSACTIONS

2018 Selected by the Kansas City Royals in the second round of the First-Year Player Draft...signed by Travis Ezi



BRAD BRACH

#31 • RIGHT-HANDED PITCHER

BATS
RIGHT

THROWS
RIGHT

HEIGHT
6-6

WEIGHT
215

BORN: APRIL 12, 1986 | FREEHOLD, N.J. | OD AGE: 34

SIGNED: MINOR LEAGUE FREE AGENT, FEB. 22, 2021 | MLB SERVICE: 8 YEARS, 63 DAYS

2020 SEASON

- Opened the year on the Injured List, but was reinstated on Aug. 11.
- Allowed just two earned runs through his first 11 appearances (through Sept. 8), pitching to a 1.50 ERA (2 ER in 12.0 IP), with a .190 opponents' average (8-for-42).
- Surrendered six runs over his final three appearances, which spanned just 0.1 inning.
- Earned the win on Aug. 26 vs. Miami, tossing 1.1 scoreless frames.
- Held opponents to a .154 average (2-for-13) with runners in scoring position, which included 0-for-6 with the bases loaded.
- Held right-handed batters to a .161 average (5-for-31).

HONORS AND AWARDS

- 2016 American League All-Star
- **First MLB save:** May 2, 2015 at Tampa Bay
- **First MLB win:** Aug. 8, 2012 at Pittsburgh
- Two-time MiLB.com Organization All-Star (2010, 2011)
- 2011 Texas League midseason/postseason All-Star
- 2010 Arizona Fall League "Rising Star"
- 2010 California League Pitcher of the Year
- 2010 California League midseason/postseason All-Star
- 2009 MiLB.com Class A Relief Pitcher of the Year
- 2009 Midwest League midseason/postseason All-Star

CAREER HIGHLIGHTS

- Signed by the Royals as a minor league free agent, Feb. 22, 2021.
- Since the start of 2014, his 34 victories out of the bullpen are tops in the Major Leagues, two more than David Robertson, who ranks second.
- His 341 appearances since the start of 2015 are tied for 12th most in the Majors.
- 2019:** Appeared in 42 games with the Chicago Cubs, before being released on Aug. 5...signed with the Mets on Aug. 8.
- Posted a 3.68 ERA (6 ER in 14.2 IP) in 16 appearances with New York, including six holds.
- Held right-handed batters to a .211 average (28-for-138) for the season, which included a .194 average (7-for-36) as a Met.
- 2018:** Went a combined 2-4 with 12 saves and a 3.59 ERA (25 ER in 62.2 IP) in 69 relief appearances between Baltimore and Atlanta...held righties to a .243 average (37-for-152).
- Traded to Atlanta on July 29 for international bonus slot money.
- Pitched to a 1.52 ERA (4 ER in 23.2 IP) in 27 outings with Atlanta.
- 2017:** Went 4-5 with 18 saves and a 3.18 ERA (24 ER in 68.0 IP) in 67 outings...led the Orioles in saves and ranked second on the team in appearances.
- Notched his first save of the season April 19 at Cincinnati...marked his first save since June 8, 2016.
- In 11 September appearances, posted a 0.73 ERA (1 ER in 12.1 IP) and held opponents scoreless in nine of those outings (1 UER).
- 2016:** Selected to his first All-Star Game, chosen by manager Ned Yost...did not pitch in the game.
- Tied for the Major League lead with 10 victories in relief...became the first Orioles reliever with double-digit wins since Arthur Rhodes (10 in 1997).
- Ranked sixth among AL relievers in strikeouts (92) and third in innings (79.0).
- Also led the O's in appearances (71) and holds (24).
- 2015:** Ranked fifth among American League relief pitchers with 89 strikeouts, while he tossed the second-most innings among AL relievers (79.1).
- Earned his first Major League save on May 2 at Tampa Bay, pitching the final 1.1 innings in a 4-0 triumph.
- Over his final 42 appearances (beginning June 11), posted a 1.92 ERA (11 ER in 51.2 IP)...of the six AL relievers to toss at least 50.0 innings in that span, his ERA was the lowest.
- Posted a career-high-tying 12-game scoreless streak (16.1 IP), from June 23-Aug. 5.
- 2014:** Had three stints with the Orioles (May 2-6, May 16-June 9, June 21-end of season)...made his O's debut on May 3 at Minnesota.
- Tossed a career-high 4.0 scoreless innings on May 21 at Pittsburgh, allowing two hits and collecting three strikeouts.
- Earned his first victory with Baltimore on June 23 vs. the White Sox, beginning a stretch of 25 games (through Sept. 2), during which he posted a 1.07 ERA (4 ER in 33.2 IP).
- Set a career-high with 12-straight scoreless outings (14.1 IP), from July 31-Aug. 28.
- Tied for fourth among AL relievers in wins (7).
- Fanned 43 batters in 23.1 innings in 17 appearances at Norfolk (AAA).
- 2013:** Made San Diego's Opening Day roster, posting a 4.76 ERA (9 ER in 17.0 IP) in his first 19 games, before being optioned on May 18...had four additional stints with the club.
- Acquired by the Baltimore Orioles from San Diego, for RHP Devin Jones on Nov. 25.
- 2012:** Made his first Opening Day roster, spending the majority of the season with San Diego.
- Led National League rookies with 67 appearances (third in Majors) and finished with the second-most strikeouts (75), among NL rookie relievers.
- Earned his first victory on Aug. 10 at Pittsburgh, working 2.0 innings in a 9-8 triumph.

BRAD BRACH (CONT.)

- 👑 Held right-handed batters to a .188 average (28-for-149).
- 👑 **2011:** Made his Major League debut on Aug. 31 at Dodger Stadium, tossing 1.1 scoreless frames, with three strikeouts.
- 👑 Suffered losses in back-to-back outings: Sept. 10 at Arizona and Sept. 13 at San Francisco.
- 👑 Split the majority of the season between San Antonio (AA) and Tucson (AAA).

- 👑 Named a Texas League midseason and postseason All-Star...led the league in saves and games finished (40).
- 👑 **2010:** Named California League Pitcher of the Year after posting a league-record 41 saves and a 2.47 ERA (18 ER in 65.2 IP) for Lake Elsinore (A+)...also tabbed the Padres' organizational Pitcher of the Year as well as a midseason and postseason All-Star.
- 👑 **2009:** Honored by MLB.com as the Single-A Relief Pitcher of the Year...tallied a Midwest League-leading 33 saves in 60 appearances at Fort Wayne (A).

POSTSEASON HIGHLIGHTS

- 👑 Has made five appearances in four different postseason series, going 1-0 with a 1.80 ERA (1 ER in 5.0 IP).
- 👑 **2018:** Appeared in two games of the National League Division Series vs. the Dodgers...allowed a run in 1.1 innings in Game 1 at Dodger Stadium, and a pinch-hit single to David Freese in Game 4.
- 👑 **2016:** Tossed 1.1 scoreless frames in the Wild Card

- Game at Toronto, allowing two hits and a walk, with two strikeouts.
- 👑 **2014:** Earned the win in Game 2 of the ALDS vs. Detroit, tossing 0.2 scoreless innings.
- 👑 Appeared in Game 2 of the ALCS vs. Kansas City, allowing one hit over 1.2 scoreless frames.

MISC NOTES

- 👑 Full name is **Brad Matthew Brach** (pronounced BROCK)...resides in Franklin, Tennessee, with his wife, Jenae Brach, daughter, Brilee Kay and sons, Carson and Brody.
- 👑 Graduated from Freehold Township High School (N.J.)... lettered in both baseball and basketball in high school, hitting 86 career three-pointers.

- 👑 Attended Monmouth University (N.J.), where he finished his career as the school's all-time leader in wins (29) and strikeouts (277)...inducted into the Monmouth Athletics Hall of Fame in December, 2016.
- 👑 Brother, Brett, pitched in the Cleveland Indians' minor league system for five seasons (2009-14).

CAREER PITCHING

YEAR	CLUB	W-L	ERA	G	GS	CG	SHO	SV	IP	H	R	ER	HR	HB	BB	SO	WP	BK	AVG
2008	Arizona Padres	1-1	2.01	18	0	0	0	4	22.1	21	5	5	0	2	5	33	2	0	.250
2009	Fort Wayne	3-3	1.27	60	0	0	0	33	63.2	36	10	9	1	4	11	82	3	0	.164
2010	Lake Elsinore	5-2	2.47	62	0	0	0	41	65.2	50	20	18	6	0	11	74	2	1	.207
2011	San Antonio	2-2	2.25	42	0	0	0	23	44.0	32	11	11	3	2	5	64	3	0	.198
	Tucson	1-3	3.90	25	0	0	0	11	27.2	28	13	12	1	0	7	30	4	0	.264
	SAN DIEGO	0-2	5.14	9	0	0	0	0	7.0	9	5	4	0	1	7	11	1	0	.300
2012	SAN DIEGO	2-4	3.78	67	0	0	0	0	66.2	50	28	28	11	2	33	75	4	0	.207
	Tucson	2-1	2.79	10	0	0	0	3	9.2	11	3	3	0	0	1	5	1	0	.306
2013	SAN DIEGO	1-0	3.19	33	0	0	0	0	31.0	36	15	11	3	0	19	31	4	0	.303
	Tucson	4-3	2.84	33	0	0	0	3	44.1	43	15	14	5	2	14	44	1	0	.254
2014	Norfolk	3-1	3.47	17	0	0	0	1	23.1	26	10	9	1	0	6	43	2	0	.286
	BALTIMORE	7-1	3.18	46	0	0	0	0	62.1	48	24	22	6	1	25	54	2	0	.216
2015	BALTIMORE	5-3	2.72	62	0	0	0	1	79.1	57	25	24	7	0	38	89	1	0	.203
2016	BALTIMORE	10-4	2.05	71	0	0	0	2	79.0	57	23	18	7	0	25	92	4	1	.201
2017	BALTIMORE	4-5	3.18	67	0	0	0	18	68.0	51	27	24	7	0	26	70	4	1	.208
2018	BALTIMORE	1-2	4.85	42	0	0	0	11	39.0	50	24	21	4	0	19	38	1	0	.303
	ATLANTA	1-2	1.52	27	0	0	0	1	23.2	22	8	4	1	1	9	22	2	1	.237
2019	CHICAGO-NL	4-3	6.13	42	0	0	0	0	39.2	42	27	27	3	1	28	45	3	0	.284
	NEW YORK-NL	1-1	3.68	16	0	0	0	0	14.2	15	6	6	1	0	3	15	0	0	.263
2020	NEW YORK-NL	1-0	5.84	14	0	0	0	0	12.1	8	8	8	2	1	14	14	2	0	.186
	Minor League Totals	21-16	2.42	267	0	0	0	119	300.2	247	87	81	17	10	60	375	18	1	.223
	Major League Totals	37-27	3.39	496	0	0	0	33	522.2	445	220	197	52	7	246	556	28	3	.231

POSTSEASON PITCHING

YEAR	SERIES	VS. OPP.	W-L	ERA	G	GS	CG	SHO	SV	IP	H	R	ER	HR	HB	BB	SO	AVG
2014	AL Division Series	vs. DET	1-0	0.00	1	0	0	0	0	0.2	0	0	0	0	0	0	0	.000
	AL Championship Series	vs. KC	0-0	0.00	1	0	0	0	0	1.2	1	0	0	0	0	2	1	.167
2016	Wild Card	vs. TOR	0-0	0.00	1	0	0	0	0	1.1	2	0	0	0	0	1	2	.400
2018	NL Division Series	vs. LAD	0-0	6.75	2	0	0	0	0	1.1	2	1	1	1	0	2	2	.333
	Wild Card		0-0	0.00	1	0	0	0	0	1.1	2	0	0	0	0	1	2	.400
	Division Series Totals		1-0	4.50	3	0	0	0	0	2.0	2	1	1	1	0	2	2	.250
	Championship Series Totals		0-0	0.00	1	0	0	0	0	1.2	1	0	0	0	0	2	1	.167
	Postseason Totals		1-0	1.80	5	0	0	0	0	5.0	5	1	1	1	0	5	5	.263

ALL-STAR PITCHING

YEAR	CLUB	SITE	W-L	ERA	G	GS	CG	SHO	SV	IP	H	R	ER	HR	HB	BB	SO	AVG
2016	American League	SD																
	All-Star Game Totals																	

BRAD BRACH (CONT.)

CAREER TRANSACTIONS

- 2008 Selected by the San Diego Padres in the 42nd round of the 2008 First-Year Player Draft...signed by Jim Bretz
 2013 Acquired by the Baltimore Orioles for RHP Devin Jones, Nov. 25
 2018 Acquired by the Atlanta Braves for international bonus pool money, July 29
 2019 Signed by the Chicago Cubs as a Major League free agent, Feb. 11
 Signed by the New York Mets as a Major League free agent, Aug. 8
 Signed by the New York Mets as a Major League free agent, Dec. 6
 2020 Placed on the 10-day Injured List, July 15...reinstated Aug. 11
 2021 Signed by the Kansas City Royals as a minor league free agent, Feb. 22

CAREER BATTING/FIELDING

	AVG.	AB	H	HR	RBI	POSITION	PCT.	G	TC	PO	A	E	DP
MLB Totals	.200	5	1	0	1	Pitcher	.919	496	86	28	51	7	8

SINGLE GAME BESTS

STRIKEOUTS (RELIEVER)

4 (8x) Last: Sept. 8, 2020 vs. BAL

INNINGS PITCHED (RELIEVER)

4.0 May 21, 2014 at PIT
 3.1 June 5, 2014 at TEX
 3.0 July 6, 2014 at BOS

WINNING STREAK

7 Sept. 3, 2012-Sept. 4, 2014
 5 Oct. 1, 2015-June 8, 2016
 Sept. 7, 2014-May 28, 2015

ROYALS RECORD AT THE ALL-STAR BREAK

Year	Record	Pos.	GB	Year	Record	Pos.	GB
1969	41-55	6th	18.5	1995	33-32	2nd	12.0
1970	33-52	4th	22.5	1996	38-50	5th	14.5
1971	43-41	2nd	11.5	1997	36-46	4th	9.0
1972	44-45	4th	11.0	1998	38-48	3rd	12.5
1973	55-46	2nd	2.5	1999	35-52	4th	21.0
1974	47-47	3rd	7.0	2000	39-46	3rd	15.0
1975	47-41	2nd	8.5	2001	34-50	5th	18.0
1976	51-31	1st	+7.0	2002	33-52	4th	15.0
1977	51-38	2nd	2.5	2003	51-41	1st	+7.0
1978	44-40	2nd	1.0	2004	31-54	5th	15.5
1979	44-47	4th	1.0	2005	30-57	5th	27.5
1980	47-33	1st	+8.5	2006	31-56	5th	27.5
1981	20-30	5th	12.0	2007	38-50	5th	15.0
1982	47-37	2nd	1.0	2008	43-53	4th	12.0
1983	37-36	4th	4.5	2009	37-51	4th	11.5
1984	39-44	5th	4.0	2010	39-49	4th	10.5
1985	44-42	3rd	7.5	2011	37-54	5th	11.5
1986	40-48	4th	8.5	2012	37-47	4th	9.5
1987	46-41	T-2nd	2.0	2013	43-49	3rd	8.0
1988	46-41	3rd	7.5	2014	48-46	2nd	6.5
1989	49-37	3rd	3.5	2015	52-34	1st	+4.5
1990	36-45	7th	15.5	2016	45-43	3rd	7.0
1991	34-44	7th	9.5	2017	44-43	3rd	3.0
1992	37-50	5th	16.0	2018	27-68	5th	25.0
1993	44-42	2nd	1.0	2019	30-61	5th	27.0
1994	45-42	3rd	7.5	2020	n/a		

Division championship seasons in **bold**.

JAKE BRENTZ



JAKE BRENTZ

#59 • LEFT-HANDED PITCHER

BATS
LEFT

THROWS
LEFT

HEIGHT
6-2

WEIGHT
205

BORN: SEPT. 14, 1994 | BALLWIN, MO. | OD AGE: 26

SIGNED: MINOR LEAGUE FREE AGENT, AUG. 20, 2019 | MLB SERVICE: 0 DAYS

2020 SEASON

Spent the season at the Alternate Training Site in Kansas City, Kansas.

Also participated in the Royals' postseason camp at Kauffman Stadium in October.

HONORS AND AWARDS

• 2017 Florida State League midseason All-Star

CAREER HIGHLIGHTS

2019: Signed with the Kansas City Royals as a minor league free agent on Aug. 20, after being released by the Pittsburgh Pirates' organization on Aug. 16.

Made 41 relief appearances combined between Altoona (AA), Indianapolis (AAA) and Northwest Arkansas (AA).

Between his stops, pitched to a 1.59 ERA (3 ER in 17.0 IP) with a .193 opponents average (12-for-62) at the Double-A level.

Went 8-for-8 in save opportunities (all with Indianapolis), ranking tied for ninth in the International League.

2018: Opened the season with Altoona, but was reassigned to Bradenton (A+).

Placed on the Injured List (right ankle strain) on July 6 and reinstated July 16.

2017: Earned Florida State League midseason All-Star honors in his first full season in the Pirates' organization.

Between his two stops, Altoona and Bradenton, held opponents to a .203 average (30-for-148)...although he walked 15 batters in his 14 outings (14.0 IP) with the Curve.

2016: Acquired by the Pittsburgh Pirates with RHP Pedro Vasquez from Seattle to complete the Aug. 6 trade for RHP Arquimedes Caminero...didn't pitch in the Pirates' organization.

Made his first two appearances at the Triple-A level with Tacoma, but split most of the year between Clinton (A) and Everett (A).

2015: Acquired by Seattle with LHP Rob Rasmussen and LHP Nick Wells, for RHP Mark Lowe on July 31.

Combined to make 10 starts (11 outings), between Bluefield (Rookie) and Everett, going 1-2 with a 4.00 ERA (16 ER in 36.0 IP), with 30 strikeouts.

MISC NOTES

Full name is **Jacob Steven Brentz**...resides in Ballwin, Missouri, during the offseason.

Graduated from Parkway South High School in Manchester (Mo.) in 2013.

CAREER PITCHING

YEAR	CLUB	W-L	ERA	G	GS	CG	SHO	SV	IP	H	R	ER	HR	HB	BB	SO	WP	BK	AVG
2013	Gulf Coast Blue Jays	0-0	10.57	9	0	0	0	0	7.2	5	9	9	1	2	12	8	1	3	.192
2014	Gulf Coast Blue Jays	1-3	4.08	12	6	0	0	2	39.2	30	21	18	1	3	26	34	7	1	.208
2015	Bluefield	0-1	4.09	6	6	0	0	0	22.0	25	13	10	2	3	11	16	0	1	.294
	Everett	1-1	3.86	5	4	0	0	1	14.0	9	7	6	0	1	8	14	3	0	.188
2016	Tacoma	0-0	16.20	2	0	0	0	0	1.2	2	4	3	0	1	2	1	1	0	.400
	Everett	1-1	5.08	10	7	0	0	0	33.2	34	22	19	3	5	28	35	3	0	.268
	Clinton	3-1	4.35	8	0	0	0	0	10.1	7	5	5	0	1	6	14	3	0	.179
2017	Bradenton	1-2	3.81	19	0	0	0	2	26.0	23	13	11	0	0	9	33	3	2	.230
	Altoona	0-1	5.79	14	0	0	0	0	14.0	7	9	9	3	2	15	16	2	0	.146
2018	Altoona	0-1	13.50	12	0	0	0	0	11.1	12	19	17	1	0	21	15	1	0	.267
	Bradenton	0-0	8.02	19	0	0	0	0	21.1	25	20	19	1	0	18	30	5	0	.281
2019	Altoona	0-1	0.77	9	0	0	0	0	11.2	6	1	1	0	1	3	13	0	0	.146
	Indianapolis	1-0	5.55	27	0	0	0	8	35.2	42	24	22	4	2	23	41	2	0	.296
	Northwest Arkansas	0-0	3.38	5	0	0	0	0	5.1	6	2	2	1	0	2	5	0	0	.286
2020	KANSAS CITY	Did not pitch																	
Minor League Totals		8-12	5.34	157	23	0	0	13	254.1	233	169	151	17	21	184	275	31	7	.243

CAREER TRANSACTIONS

2013 Selected by the Toronto Blue Jays in the 11th round of the First-Year Player Draft...signed by Darin Vaughan

2015 Acquired by the Seattle Mariners with LHP Rob Rasmussen and LHP Nick Wells for RHP Mark Lowe, July 31

2016 Acquired by the Pittsburgh Pirates with RHP Pedro Vasquez, Sept. 1, completing the Aug. 6 trade for RHP Arquimedes Caminero

2019 Signed by the Kansas City Royals as a minor league free agent, Aug. 20

GABRIEL CANCEL



GABRIEL CANCEL

#77 • INFILDER

BATS
RIGHT

THROWS
RIGHT

HEIGHT
6-0

WEIGHT
205

BORN: DEC. 8, 1996 | MANATI, P.R. | OD AGE: 24

SELECTED: SEVENTH ROUND, 2015 DRAFT | MLB SERVICE: 0 DAYS

2020 SEASON

👑 Spent the season at the Royals alternate training site in Kansas City, Kansas...was a non-roster invitee to Major League Spring Training, batting .278 (5-for-18) with a

double and a homer in 11 games.

👑 Also participated in the club's postseason camp at Kauffman Stadium.

HONORS AND AWARDS

• Two-time MiLB.com Organization All-Star (2017, 2019)

• 2019 Texas League midseason All-Star

CAREER HIGHLIGHTS

👑 **2019:** Spent the entire year with Northwest Arkansas, appearing in a career-high 123 games in his first season at the Double-A level.

👑 Tabbed a Texas League midseason All-Star, starting at second base and batting fifth for the North Division...also named an Organization All-Star by MiLB.com.

👑 Ranked tied for second in the league in doubles (30), tied for third in homers (18), ranked sixth in RBI (69) and ninth in runs scored (70) and total bases (198)...also set career highs in at-bats (464), total bases, homers and steals (15).

👑 Slashed .314/.344/.558 (27-for-86) with six doubles and five homers when leading off an inning.

👑 Collected a career-high five RBI on April 24 at Corpus Christi, which included a third-inning grand slam - the second of his professional career.

👑 Established a career high with four hits on Aug. 29 vs. Midland...went 4-for-4 with a double, two runs scored and two RBI.

👑 Played in nine games for the Surprise Saguaros in the Arizona Fall League, as well as 19 contests with Cangrejeros de Santurce in the Puerto Rican Winter League.

👑 **2018:** Spent the entire year at Wilmington (A+), slashing .259/.316/.385 (118-for-455)...started 87 games at second base, while he also started at third base (8) and shortstop (12).

👑 Tied for the Carolina League lead with 31 doubles, while his 73 RBI ranked fourth in the league and tied for second among Royals' farmhands behind only Frank Schwindel (93).

👑 Collected 53 RBI in 53 games between June 1 and July 31.

👑 Hit his first professional grand slam, driving in a season-high four runs on June 12 at Down East.

👑 **2017:** Named an Organization All-Star by MiLB.com, playing with Lexington (A) the entire year.

👑 Ranked fifth among Royals' farmhands with 46 extra-base hits (30 doubles, 2 triples, 14 homers).

👑 Recorded his first multi-homer contest April 26 vs. Hagerstown, while he homered in consecutive games three times: June 22-24 at West Virginia, July 9-10 vs. Greenville and Aug. 3-5 at Hickory.

👑 **2016:** Ranked among the Appalachian League leaders in doubles (18, tied for second), extra-base hits (24, tied for third) and slugging percentage (.494, fifth).

MISC NOTES

👑 Full name is **Gabriel Octavio Cancel**...resides in Arecibo, Puerto Rico during the offseason.

👑 Attended Padre Anibal Reyes Belen High School in Hatillo, Puerto Rico.

CAREER BATTING

YEAR	CLUB	AVG	G	AB	R	H	2B	3B	HR	RBI	SAC	SF	HBP	BB	SO	SB	CS	OBP	SLG	E
2015	Surprise	.209	34	134	16	28	5	4	2	14	3	0	3	10	44	6	1	.279	.351	13
2016	Burlington	.291	46	172	28	50	18	1	5	26	1	1	0	15	32	1	2	.346	.494	12
2017	Lexington	.277	103	401	70	111	30	2	14	49	1	2	6	23	99	9	8	.324	.466	17
2018	Wilmington	.259	120	455	54	118	+31	1	8	73	1	9	7	35	91	7	4	.316	.385	16
2019	Northwest Arkansas	.246	123	464	70	114	30	0	18	69	0	5	10	34	144	15	2	.308	.427	13
2020	KANSAS CITY	Did not play																		
Minor League Totals		.259	426	1626	238	421	114	8	47	231	6	17	26	117	410	38	17	.316	.426	71

+Tied for league lead

CAREER TRANSACTIONS

2015 Selected by the Kansas City Royals in the seventh round of the First-Year Player Draft...signed by Johnny Ramos



AUSTIN COX

#86 • LEFT-HANDED PITCHER

BATS
LEFT

THROWS
LEFT

HEIGHT
6-4

WEIGHT
235

BORN: MARCH 28, 1997 | MACON, GA. | OD AGE: 24

SELECTED: FIFTH ROUND, 2018 DRAFT | MLB SERVICE: 0 DAYS

2020 SEASON

Spent the season at the Alternate Training Site in Kansas City, Kansas.

Also participated in the Royals' postseason camp at Kauffman Stadium in October.

HONORS AND AWARDS

• 2019 South Atlantic League midseason All-Star

CAREER HIGHLIGHTS

2019: Named a South Atlantic League midseason All-Star, splitting the year between Lexington (A) and Wilmington (A+).

His eight victories overall trailed only Brady Singer (12), Jonathan Bowlan (11) and Kris Bubic (11), for most among Royals minor league hurlers.

Went 5-0 with a 1.79 ERA (10 ER in 50.1 IP) over his last eight starts with the Legends...tossed 6.1 innings of one-hit ball on May 28 at West Virginia, which earned him SAL Pitcher of the Week honors.

Joined Wilmington on June 23...recorded a career-high 10 strikeouts and no walks over 7.0 innings on July 23 vs. Potomac, his sixth start with the Blue Rocks.

Tossed 12.0 scoreless innings with 14 strikeouts (three walks) over two postseason starts, including 6.0 innings of one-hit ball in a Game 4 victory (2-0) in the Carolina League Championship Series.

2018: Recorded 51 strikeouts in 33.1 innings (13.8 K/9) in his first professional season, pitching at Burlington (Rookie).

Fanned a season-high nine batters over 3.2 innings in his second pro start, July 2 at Bluefield...matched that total over 5.0 innings in his next outing, July 8 vs. Greenville.

Collected his first victory on July 22, allowing one earned run on five hits over 5.0 innings, in a 9-2 triumph at Greenville.

MISC NOTES

Austin Cox resides in Forsyth, Georgia, during the offseason.

Graduated from First Presbyterian Day School (Ga.) in 2015, the same school as current Royals pitcher, Richard Lovelady...pitched to a 2.19 ERA during his prep career and served as captain of the football team.

Attended Mercer (Ga.) University...recorded the

second-best strikeout rate among NCAA Division I pitchers (12.7 K/9) in 2018, posting 124 K's...ranked fifth in the Southern Conference with seven victories during his junior campaign (2018), also leading the team in starts (17)...had three starts with double-digit strikeouts, including a career-best 13 of them in 5.0 innings on Feb. 23 vs. UNC-Asheville.

CAREER PITCHING

YEAR	CLUB	W-L	ERA	G	GS	CG	SHO	SV	IP	H	R	ER	HR	HB	BB	SO	WP	BK	AVG
2018	Burlington	1-1	3.78	9	9	0	0	0	33.1	29	19	14	1	1	15	51	2	0	.228
2019	Lexington	5-3	2.75	13	13	0	0	0	75.1	59	30	23	5	1	22	77	7	0	.206
	Wilmington	3-3	2.77	11	10	0	0	0	55.1	53	19	17	6	1	16	52	4	0	.260
2020	KANSAS CITY	Did not pitch																	
Minor League Totals		9-7	2.96	33	32	0	0	0	164.0	141	68	54	12	3	53	180	13	0	.229

CAREER TRANSACTIONS

2018 Selected by the Kansas City Royals in the fifth round of the First-Year Player Draft...signed by Jim Buckley



WADE DAVIS

#71 • RIGHT-HANDED PITCHER

BATS
RIGHT

THROWS
RIGHT

HEIGHT
6-5

WEIGHT
225

BORN: SEPT. 7, 1985 | LAKE WALES, FLA. | OD AGE: 35

SIGNED: MINOR LEAGUE FREE AGENT, JAN. 20, 2021 | MLB SERVICE: 11 YEARS, 29 DAYS

2020 SEASON

- Made five relief appearances for Colorado in the final year of a three-year contract.
- Recorded saves in each of his first two appearances, July 25 and 26 at Texas, before being placed on the 10-

- day Injured List (right shoulder strain) on Aug. 2.
- Returned from the IL on Sept. 12, but was designated for assignment on Sept. 19.

HONORS AND AWARDS

- Three-time All-Star (2015, 2016, 2017)
- 2015 World Series Champion (Kansas City)
- 2015 Base Ruth Award (best postseason performance)
- 2015 MLB Esurance "Top Performer, Postseason"
- Two-time Bruce Rice Royals Pitcher of the Year (2014, 2015)
- 2014 GIBBY Setup Man of the Year (MLB.com)
- **First MLB save:** Sept. 5 at New York Yankees
- 2010 Tampa Bay Organization Outstanding Rookie
- 2010 *Baseball America* All-Rookie Team
- 2010 American League Rookie of the Month (July)

- 2010 Montgomery (AA) Pitcher of the Year
- **First MLB win:** Sept. 17 at Baltimore (shutout)
- 2008 Southern League midseason All-Star
- 2007 Tampa Bay Rays Minor League Pitcher of the Year
- 2007 Florida State League midseason All-Star
- 2006 Midwest League midseason All-Star
- 2005 *Baseball America* Short Season All-Star
- 2005 Hudson Valley (A) Pitcher of the Year
- 2005 New York-Penn League midseason All-Star

CAREER HIGHLIGHTS

- Signed with the Royals as a minor league free agent on Jan. 20.
- Since becoming a full-time reliever in 2014, he's gone 27-19 with 139 saves in 157 chances (88.5%) and a 3.05 ERA (120 ER in 353.2 IP) with opponents batting .192 against him.
- His career save total ranks 11th among active pitchers entering the 2021 season, while he's one of 15 pitchers to record 125+ saves between 2014-20.
- One of 17 pitchers in Major League history to make 75+ starts and record 100+ saves in his career.
- 2019:** Made 50 relief appearances in his second season with the Rockies...finished the year with an 8.65 ERA (41 ER in 42.2 IP), the second-highest ERA by a reliever who made at least 50 appearances, behind Vic Darenborough (8.83 with the Marlins) in 1999.
- Went 1-1 with a 2.45 ERA (4 ER in 14.2 IP) over his first 17 appearances (through May 14).
- Placed on the 10-day Injured List (left oblique strain) on May 22 and was reinstated on June 7...following his IL stint, went 0-5 with eight saves in 11 opportunities and a 11.89 ERA (37 ER in 28.0 IP).
- Allowed a career-high-tying five runs as a reliever on July 31 vs. the Dodgers, surrendering four hits and a walk in 0.1 inning.
- 2018:** Led the National League with a franchise-record and career-high 43 saves, surpassing current teammate Greg Holland (41 in 2017) and José Jiménez (41 in 2002).
- Led the NL in save opportunities (49), and ranked sixth in save percentage (87.8)...suffered a career-high six blown saves and took a career-high six losses as a reliever.
- Went 8-for-8 in save opportunities with a 0.82 ERA (1 ER in 11.0 IP) between June 20-July 21...however, was 1-4 with four saves in six opportunities and a 15.26 ERA (13 ER in 7.2 IP) from July 24-Aug. 9.
- Over his final 18 appearances (Aug. 12-end of the season), allowed one run on seven hits and two walks

- over 18.0 innings (0.50 ERA), with 25 strikeouts (12.5 K/9).
- Recorded his 100th career save on June 20 vs. the Mets...collected his 800th career strikeout in the same series a day earlier.
- 2017:** Named a National League All-Star in his only season with the Chicago Cubs.
- Converted a franchise record 32 consecutive saves from the beginning of the season through Sept. 19, the ninth-longest save streak to begin a season in Major League history...suffered his only blown save of the year and took the loss in the Cubs' extra-innings defeat at Milwaukee on Sept. 23.
- Ranked 10th in the NL among relievers with a 12.12 K/9 rate (79 K in 58.2 IP), the second-highest rate of his career (13.63 in 2014).
- Also ranked seventh among NL relievers with a .186 opponents average (39-for-210)...recorded a 28.0 soft contact percentage (FanGraphs), the third-highest rate among NL relievers.
- Did not allow a run over his first 15 outings (14.1 IP) and did not allow an earned run over his first 18 appearances (17.1 IP)...the 18 outings without an earned run was the longest streak by a Cubs pitcher to start a season since Les Lancaster in 1989 (20 outings).
- Suffered the loss in the All-Star Game in Miami, allowing a go-ahead solo shot to Robinson Canó in the 10th inning.
- 2016:** In his final season of his first tour with the Royals, named to his second consecutive All-Star team and recorded 27 saves in 30 chances.
- Had two stints on the Injured List, July 1-16 (right forearm strain) and July 28-Sept. 2 (right flexor strain)...missed the All-Star Game due to injury.
- Ranked sixth among American League relievers (min. 40.0 IP) with a 1.87 ERA (9 ER in 43.1 IP).
- The Royals went 39-6 (.867) in his 45 appearances...five of those six losses occurred when he entered with the team already trailing.

WADE DAVIS (CONT.)

- 👑 Suffered his only loss on Sept. 2 vs. Detroit, his first game back from his second stint on the IL...snapped a stretch of 81-consecutive appearances without a loss, tied for the fifth-longest streak in club history.
- 👑 Acquired by the Chicago Cubs on Dec. 7 for OF Jorge Soler.
- 👑 **2015:** Named to his first career All-Star Game and helped the Royals to a World Series championship...served as both a setup man and the closer due to injuries to Greg Holland.
- 👑 Led all MLB relievers with a 0.94 ERA (7 ER in 67.1 IP), the lowest in club history by a reliever and the 13th lowest in MLB history (min. 50.0 IP)...also led all relievers in opponents batting average (.144) and ranked second in WHIP (0.79).
- 👑 Became the first pitcher in Major League history to record an ERA of 1.00 or better in consecutive seasons (2014-15)...finished sixth in American League Cy Young Award voting.
- 👑 Did not allow a run over his first 22 outings, April 6-May 31, while posting a 0.46 ERA (2 ER in 39.0 IP) before the All-Star break...it was the lowest ERA before the break since Brendan Donnelly (0.38) in 2003 (min. 35.0 IP).
- 👑 Pitched a scoreless eighth inning with two strikeouts in the All-Star Game in Cincinnati.
- 👑 Snapped a franchise-record streak of 125.1 consecutive innings without allowing a home run on Aug. 1 at Toronto (José Bautista), his first homer surrendered since Aug. 23, 2013 in his last start.
- 👑 **2014:** Named the MLB.com Setup Man of the Year, leading all MLB relievers with a 1.00 ERA (8 ER in 72.0 IP)...also tabbed the Bruce Rice Pitcher of the Year by the Kansas City Chapter of the BBWAA.
- 👑 Established several Royals all-time pitching marks, totaling the most strikeouts (109) and holds (33) by a reliever in franchise history.
- 👑 His nine victories were the most among AL relievers and the most by a Royals relief pitcher since 2000 (Ricky Bottalico).
- 👑 Did not allow a run in 33-straight games (31.2 IP) from June 27-Sept. 15...allowed 17 hits and six walks over that span, collecting 42 strikeouts.
- 👑 Recorded his first Major League save on Sept. 5 at Yankee Stadium, recording the final two outs in a 1-0 win.
- 👑 **2013:** Spent most of his first season with the Royals in the starting rotation, before transitioning to the bullpen in late August.
- 👑 Went 6-10 with a 5.67 ERA (79 ER in 125.1 IP) in 24 starts...pitched to a 0.90 ERA (1 ER in 10.0 IP), going 2-1, in his seven relief appearances to end the year.
- 👑 **2012:** In his final season with Tampa Bay, made 54 relief appearances, his first season pitching exclusively out of the bullpen.
- 👑 Tied for fourth among AL relievers with 87 strikeouts and led all relievers with 11.1 K/9 (min. 70.0 IP)...struck out the side 10 times, second most in the Majors behind Atlanta's Craig Kimbrel (17).
- 👑 Acquired by the Royals on Dec. 9 with RHP James Shields and a player to be named (Elliot Johnson), for RHP Jake Odorizzi, OF Wil Myers, LHP Mike Montgomery and INF Patrick Leonard.
- 👑 **2011:** Made 29 starts for Tampa Bay, going 11-10 with a 4.45 ERA (91 ER in 184.0 IP).
- 👑 Pitched his second complete game on Sept. 9 vs. Boston, allowing two runs on six hits and no walks with eight strikeouts, in a 7-2 triumph.
- 👑 Spent two weeks on the Injured List (right forearm strain), July 7-22.
- 👑 **2010:** Led American League rookies with 12 victories, finishing fourth in Rookie of the Year voting.
- 👑 Won seven-straight decisions between July 8-Sept. 11, which tied for the sixth-longest winning streak in the AL that season, two behind CC Sabathia for the longest in baseball.
- 👑 **2009:** Made his Major League debut as a September callup, going 2-2 with a 3.72 ERA (15 ER in 36.1 IP).
- 👑 Debuted on Sept. 6 vs. Detroit, one day before his 24th birthday...did not factor into the decision, despite allowing one run on three hits and a walk over 7.0 innings, with nine strikeouts in a 5-3 Rays defeat.
- 👑 On Sept. 17 in Baltimore, his third start, pitched a four-hit shutout, earning his first big league win...became the first pitcher to toss a shutout in his third big league game or earlier since Boston's Clay Buchholz's no-hitter on Sept. 1, 2007.
- 👑 **2008:** Named the Rays' No. 3 prospect following the season by *Baseball America*...started the Southern League All-Star Game.
- 👑 **2007:** Selected as Tampa Bay's Minor League Pitcher of the Year, recording 169 strikeouts, which were second most in the organization.
- 👑 **2005:** Named Hudson Valley's Pitcher of the Year, recording the second-lowest ERA (2.72) among Rays minor leaguers.

POSTSEASON HIGHLIGHTS

- 👑 In 30 career postseason appearances, has gone 4-0 with eight saves in eight opportunities and a 1.80 ERA (8 ER in 40.0 IP).
- 👑 **2018:** Made two postseason appearances for Colorado, pitching 1.1 scoreless innings in the NL Wild Card Game at Wrigley Field...allowed two solo home runs and walked two batters without recording an out in Game 3 of the NLDS vs. Milwaukee.
- 👑 **2017:** Made five postseason appearances, recording four saves in four opportunities...collected two multi-inning saves, Game 5 of the NLDS at Washington and Game 4 of the NLCS vs. the Dodgers.
- 👑 **2015:** Pitched in eight postseason games with the Royals, going 1-0 with four saves in four opportunities...did not allow a run in his 10.2 innings.
- 👑 Recorded two-inning saves in Game 4 of the ALDS at Houston and Game 4 of the World Series at the Mets.
- 👑 Struck out Wilmer Flores for the final out of the World Series, clinching Game 5 in the 12th inning.
- 👑 Earned the MLB Esurance "Top Performer, Postseason."
- 👑 **2014:** Made 12 postseason appearances...recorded 20 strikeouts, which led all Major League relievers in the postseason and tied for second among all pitchers.
- 👑 Collected wins in Games 1 and 2 of the ALCS vs. Baltimore, becoming the first pitcher to collect victories in consecutive playoff games since Atlanta's Alejandro Peña did it in the 1995 NL Division Series.
- 👑 **2011:** Made a pair of scoreless relief appearances in the ALDS vs. Texas for Tampa Bay, pitching out of the bullpen for the first time in his professional career.
- 👑 **2010:** Earned the win in Game 4 of the ALDS at Texas, allowing two runs on seven hits and three walks over 5.0 innings, with seven strikeouts.

WADE DAVIS (CONT.)

MISC NOTES

- Full name is **Wade Allen Davis**...resides in Hudson Valley, New York with his wife and children.
- Attended Lake Wales High School (Fla.)...bypassed a scholarship to attend the University of Florida when he signed with Tampa Bay in 2004.
- Involved with Warriors' Ascent, a program which helps Veterans and First Responders overcome the feelings of isolation, anger and hopelessness through evidence-based healing practices.
- His second cousin is two-time All-Star catcher Jody Davis, who played for the Cubs (1981-88) and Braves (1988-90) in his big league career.
- The family has two German shepherds, Charlie and Ruth, that travel with them to every city they visit.

CAREER PITCHING

YEAR	CLUB	W-L	ERA	G	GS	CG	SHO	SV	IP	H	R	ER	HR	HB	BB	SO	WP	BK	AVG	
2004	Princeton	3-5	6.09	13	13	0	0	0	57.2	71	46	39	8	2	19	38	3	0	.301	
2005	Hudson Valley	7-4	2.72	15	15	0	0	0	86.0	75	35	26	5	5	23	97	3	0	.234	
2006	Southwest Michigan	7-12	3.02	27	27	1	0	0	146.0	124	61	49	5	8	64	165	4	1	.234	
2007	Vero Beach	3-0	1.84	13	13	1	1	0	78.1	54	20	16	5	4	21	88	4	0	.196	
	Montgomery	7-3	3.15	14	14	0	0	0	80.0	74	37	28	3	4	30	81	5	0	.249	
2008	Montgomery	9-6	3.85	19	19	0	0	0	107.2	104	49	46	7	9	42	81	4	0	.261	
	Durham	4-2	2.72	9	9	0	0	0	53.0	39	16	16	5	4	24	55	0	0	.205	
2009	Durham	10-8	3.40	28	28	0	0	0	*158.2	139	71	60	14	6	60	140	7	0	.231	
	TAMPA BAY	2-2	3.72	6	6	1	1	0	36.1	33	19	15	2	0	13	36	1	0	.243	
2010	TAMPA BAY	12-10	4.07	29	29	0	0	0	168.0	165	77	76	24	5	62	113	4	0	.255	
2011	TAMPA BAY	11-10	4.45	29	29	1	0	0	184.0	190	96	91	23	8	63	105	6	0	.267	
2012	TAMPA BAY	3-0	2.43	54	0	0	0	0	70.1	48	20	19	5	0	29	87	2	0	.189	
2013	KANSAS CITY	8-11	5.32	31	24	0	0	0	135.1	169	89	80	15	4	58	114	7	0	.307	
	Wilmingon@	0-0	0.00	1	0	0	0	0	2.0	1	0	0	0	0	5	1	0	0	.143	
2014	KANSAS CITY	9-2	1.00	71	0	0	0	3	72.0	38	8	8	0	3	23	109	1	0	.151	
2015	KANSAS CITY	8-1	0.94	69	0	0	0	17	67.1	33	8	7	3	0	20	78	1	0	.144	
2016	KANSAS CITY	2-1	1.87	45	0	0	0	27	43.1	33	9	9	0	3	16	47	4	0	.210	
	Surprise@	0-0	0.00	1	0	0	0	0	1.0	1	0	0	0	0	1	0	0	0	.250	
	Omaha@	0-0	0.00	2	0	0	0	0	2.0	2	0	0	0	0	3	0	0	0	.286	
2017	CHICAGO (NL)	4-2	2.30	59	0	0	0	32	58.2	39	16	15	6	3	28	79	7	0	.186	
2018	COLORADO	3-6	4.13	69	0	0	0	0	*43	65.1	43	31	30	8	2	26	78	6	0	.185
2019	COLORADO	1-6	8.65	50	0	0	0	15	42.2	51	42	41	7	2	29	42	1	0	.291	
2020	COLORADO	0-1	20.77	5	0	0	0	2	4.1	9	10	10	3	0	3	3	2	0	.409	
	Minor League Totals	50-40	3.26	142	138	2	1	0	772.1	684	335	280	52	42	283	754	31	1	.238	
	Major League Totals	63-52	3.81	517	88	2	1	139	947.2	851	425	401	96	30	370	891	42	0	.238	

* - Led league; @ - Minor League injury rehab

ALL-STAR PITCHING

YEAR	CLUB	SITE	W-L	ERA	G	GS	CG	SHO	SV	IP	H	R	ER	HR	HB	BB	SO	AVG
2015	American League	CIN	0-0	0.00	1	0	0	0	0	1.0	1	0	0	0	0	0	2	.250
2016	American League	SD	Did not pitch															
2017	National League	MIA	0-1	9.00	1	0	0	0	0	1.0	2	1	1	1	0	0	1	.500
	All-Star Game Totals		0-1	4.50	2	0	0	0	0	2.0	3	1	1	1	0	0	3	.375

POSTSEASON PITCHING

YEAR	SERIES	VS. OPP.	W-L	ERA	G	GS	CG	SHO	SV	IP	H	R	ER	HR	HB	BB	SO	AVG
2010	AL Division Series	vs. TEX	1-0	3.60	1	1	0	0	0	5.0	7	2	2	1	0	3	7	.333
2011	AL Division Series	vs. TEX	0-0	0.00	2	0	0	0	0	2.1	1	0	0	0	0	1	1	.125
2014	Wild Card	vs. OAK	0-0	0.00	1	0	0	0	0	1.0	0	0	0	0	0	0	1	.000
	AL Division Series	vs. LAA	0-0	2.70	3	0	0	0	0	3.1	3	1	1	0	0	2	3	.250
	AL Championship Series	vs. BAL	2-0	0.00	4	0	0	0	0	5.0	2	0	0	0	0	0	6	.118
	World Series	vs. SF	0-0	0.00	4	0	0	0	0	5.0	3	1	0	0	0	0	10	.167
2015	AL Division Series	vs. HOU	0-0	0.00	3	0	0	0	2	4.0	1	0	0	0	0	1	5	.083
	AL Championship Series	vs. TOR	1-0	0.00	2	0	0	0	1	2.2	2	0	0	0	0	2	5	.200
	World Series	vs. NYM	0-0	0.00	3	0	0	0	1	4.0	3	0	0	0	0	0	8	.214
2017	NL Division Series	vs. WAS	0-0	4.15	4	0	0	0	3	4.1	4	2	2	1	0	3	5	.267
	NL Championship Series	vs. LAD	0-0	4.50	1	0	0	0	1	2.0	1	1	1	1	0	3	3	.167
2018	Wild Card	vs. CHC	0-0	0.75	1	0	0	0	0	1.1	0	0	0	0	0	1	3	.000
	NL Division Series	vs. MIL	0-0	INF	1	0	0	0	0	0.0	2	2	2	2	0	2	0	1.000
	Wild Card Totals		0-0	0.00	2	0	0	0	0	2.1	0	0	0	0	0	1	4	.000
	Division Series Totals		1-0	3.32	14	1	0	0	5	19.0	18	7	7	4	0	12	21	.257
	Championship Series Totals		3-0	0.93	7	0	0	0	2	9.2	5	1	1	1	0	5	14	.152
	World Series Totals		0-0	0.00	7	0	0	0	1	9.0	6	1	0	0	0	0	18	.188
	Postseason Totals		4-0	1.80	30	1	0	0	8	40.0	29	9	8	5	0	18	57	.204

WADE DAVIS (CONT.)

CAREER TRANSACTIONS

- 2004 Selected by the Tampa Bay Rays in the third round of the First-Year Player Draft...signed by Kevin Elfring
- 2010 Placed on the 15-day Injured List (strained right shoulder), Aug. 10...reinstated Aug. 24
- 2011 Placed on the 15-day Injured List (strained right forearm), July 7...reinstated July 22
- 2012 Acquired by the Kansas City Royals, with RHP James Shields and a player to be named (INF Elliot Johnson), for RHP Jake Odorizzi, OF Wil Myers, LHP Mike Montgomery and INF Patrick Leonard, Dec. 9
- 2013 Placed on the Paternity List, July 11...reinstated July 14
Placed on the Bereavement List, Aug. 4...reinstated Aug. 11
- 2016 Placed on the 15-day Injured List (right forearm strain), July 5...reinstated July 16
Placed on the 15-day Injured List (right flexor strain), July 31...reinstated Sept. 2
Acquired by the Chicago Cubs for OF Jorge Soler, Dec. 7
- 2017 Placed on the Paternity List, June 5...reinstated June 6
Signed by the Colorado Rockies as a Major League free agent, Dec. 29
- 2019 Placed on the 10-day Injured List (strained left oblique), May 22...reinstated June 7
- 2020 Placed on the 10-day Injured List (strained right shoulder), Aug. 2...reinstated Sept. 12
- 2021 Signed by the Kansas City Royals as a minor league free agent, Jan. 20

CAREER BATTING/FIELDING

	AVG.	AB	H	HR	RBI	POSITION	PCT.	G	TC	PO	A	E	DP
MLB Totals	.250	8	2	0	0	Pitcher	.957	334	139	64	69	6	11

SINGLE GAME BESTS

STRIKEOUTS (STARTER)

- 10 Sept. 17, 2009 at BAL
9 Sept. 6, 2009 vs. DET

STRIKEOUTS (RELIEVER)

- 5 Sept. 7, 2012 vs. TEX
4 (5x) Last: Sept. 21, 2017 at MIL

INNINGS PITCHED (STARTER)

- 9.0 (3x) Last: Sept. 9, 2011 vs. BOS
8.0 (2x) Last: Sept. 25, 2011 vs. TOR

INNINGS PITCHED (RELIEVER)

- 3.0 April 13, 2012 at BOS
2.2 June 24, 2012 at PHI
2.1 Sept. 1, 2012 at TOR

WINNING STREAK

- 7 July 3-Sept. 22, 2010
June 7-July 27, 2015

COMPLETE GAMES

- Sept. 17, 2009 at BAL (SHO)
Sept. 9, 2011 vs. BOS

SHUTOUTS

- Sept. 17, 2009 at BAL

TOP STRIKEOUT PERFORMANCES

SO	Date	Pitcher	Opponent	Score
16	8/1/16	Danny Duffy	at Tampa Bay	3-0
15	8/25/09	Zack Greinke	Cleveland	6-2
14	8/27/88	Mark Gubicza	Minnesota	4-1
13	7/25/09	Luke Hochevar	Texas	6-3
(10x)	8/29/96	Kevin Appier	at Detroit	1-4
	9/15/95	Kevin Appier	at California	5-0
	5/25/94	Kevin Appier	Texas	8-3
	4/20/91	Tom Gordon	at New York	5-2
	9/30/89	Bret Saberhagen	at Oakland	6-1
	9/23/77	Dennis Leonard	at California	7-3
	7/8/77	Dennis Leonard	Oakland	6-2
	7/10/73	Steve Busby	at Milwaukee	5-3
	5/24/72	Dick Drago	Minnesota	0-1
12	8/10/19	Mike Montgomery	at Detroit	7-0
(13x)	4/13/17	Nate Karns	Baltimore	4-3
	4/17/14	James Shields	at Houston	5-1
	6/13/10	Zack Greinke	at Cincinnati	7-3
	9/3/96	Kevin Appier	at Toronto	5-2
	5/4/95	Kevin Appier	at Minnesota	6-0
	7/23/94	David Cone	at Detroit	4-1
	6/7/90	Bret Saberhagen	California	1-2
	7/9/89	Bret Saberhagen	Chicago	4-5
	5/26/87	Danny Jackson	at Chicago	5-4
	9/14/85	Bret Saberhagen	at Oakland	2-1
	8/14/77	Dennis Leonard	at Toronto	3-6
	8/23/70	Bob Johnson	Boston	4-3

SO	Date	Pitcher	Opponent	Score
11	7/23/19	Danny Duffy	at Atlanta	5-4
(25x)	6/26/16	Ian Kennedy	Houston	6-1
	8/27/15	Yordano Ventura	Baltimore	5-3
	9/3/15	Yordano Ventura	Detroit	12-1
	10/3/15	Yordano Ventura	at Minnesota	5-1
	9/10/11	Felipe Paulino	at Seattle	4-2
	6/10/09	Gil Meche	at Cleveland	9-0
	7/28/08	Zack Greinke	at Oakland	4-2
	6/17/01	Blake Stein	at Milwaukee	2-5
	6/5/97	Kevin Appier	Texas	3-6 (11)
	6/23/96	Kevin Appier	at Baltimore	4-0
	4/12/96	Kevin Appier	at Milwaukee	4-1
	7/7/95	Kevin Appier	at Detroit	1-3
	6/14/95	Kevin Appier	at Seattle	2-1
	9/22/93	Tom Gordon	at Oakland	3-2 (10)
	8/19/93	David Cone	at Minnesota	4-2
	7/27/93	Kevin Appier	Texas	0-1
	9/22/91	Bret Saberhagen	at Seattle	2-1
	7/4/89	Bret Saberhagen	at Oakland	10-1
	7/31/88	Charlie Leibrandt	at Baltimore	4-1
	9/23/87	Mark Gubicza	at Seattle	9-0
	6/24/77	Dennis Leonard	at Oakland	3-0
	7/16/74	Steve Busby	Boston	5-4
	8/9/73	Steve Busby	Boston	3-2
	7/21/70	Bob Johnson	Baltimore	1-2



NICK DINI

#62 • CATCHER

BATS
RIGHT

THROWS
RIGHT

HEIGHT
5-9

WEIGHT
190

BORN: JULY 27, 1993 | MONROE, N.J. | OD AGE: 27

SELECTED: 14TH ROUND, 2015 DRAFT | MLB SERVICE: 53 DAYS

2020 SEASON

Spent the season at the Royals' Alternate Training Site in Kansas City, Kansas.

Was a non-roster invite to Major League Spring Training, appearing in nine Cactus League games.

HONORS AND AWARDS

- Two-time MiLB.com Organization All-Star (2017, 2019)
- First MLB home run:** Aug. 19, 2019 at Baltimore, solo shot off Gabriel Ynoa

- First MLB hit:** Aug. 8, 2019 at Detroit, single off Matt Hall
- 2018 Texas League midseason All-Star

CAREER HIGHLIGHTS

2019: Selected from Omaha (AAA) on Aug. 8 and made his Major League debut that night in Detroit, going 1-for-3 with a walk, singling off Matt Hall in the sixth for his first big league hit.

Lined out as a pinch-hitter to begin the 10th inning of the Aug. 7 suspended game in Boston, which was resumed on Aug. 22...this means he technically first appeared in a big league game on Aug. 7, despite not being selected to the Majors until Aug. 8, when he made his debut.

Hit his first Major League home run on Aug. 19 in Baltimore off Gabriel Ynoa with several friends and family from nearby Monroe, New Jersey in attendance.

Named Omaha Hitter of the Year by the local media...slashed .296/.370/.565 (55-for-186) in 58 games with the Storm Chasers, including a career-high 13 home runs.

Had a pair of season-high nine-game hit streaks from May 30-June 17 and June 30-July 17.

Led the Storm Chasers (min. 200 PA) in slugging percentage and OPS (.935) through his last Triple-A game on Aug. 5.

Designated for assignment on Nov. 20, and sent outright to Omaha on Nov. 27.

2018: Opened the year at Omaha, before being sent to Northwest Arkansas (AA) on April 26...combined to hit .251/.294/.398 (80-for-319) with 14 doubles, 11 homers and 43 RBI.

Threw out 23 of 62 would-be basestealers between his two stops (37.1%).

Hit .348/.380/.470 (23-for-66) with two doubles, two homers and nine RBI in 23 games during the month of June with Northwest Arkansas...however, he hit just .212 (25-for-118) after July 1.

Recorded his first career multi-homer game, June 21 at Tulsa, smashing a solo shot and a three-run blast...also collected a season-high four RBI in a 17-3 triumph.

2017: Split the year between Lexington (A) and Northwest Arkansas, batting .302/.364/.403 (93-for-308) with 19 doubles, four homers and 36 RBI in 88 games combined.

Named an MiLB.com Organization All-Star.

Over his first 44 contests with Northwest Arkansas, batted .370/.436/.462 (53-for-143) with seven doubles, two homers and 19 RBI.

Also threw out 20 would-be basestealers in 65 attempts (30.8%), tying for third in the Texas League.

2016: Played at four different levels after opening the year at Lexington (A)...limited to just 20 games due to injury.

2015: Began pro career with Idaho Falls (Rookie)...hit safely in his first 11 games...his .316 average (49-for-155) for the year would have ranked eighth in the Pioneer League, but he was 28 plate appearances shy of qualifying.

MISC NOTES

Full name is **Nicholas Carl Dini**...resides in Monroe Township, New Jersey, during the offseason.

Graduated from Monroe Township High School in 2011.

Attended Wagner College (N.Y.)...named Team MVP as a sophomore (2013)...batted .400 during his senior

campaign to earn All-Northeast Conference Player of the Year honors and was an All-NEC selection for a second-straight year.

Finished college career as Wagner's all-time leader in hits (245), games played (215) and games started (215).

CAREER TRANSACTIONS

- 2015 Selected by the Kansas City Royals in the 14th round of the First-Year Player Draft...signed by Bobby Gandolfo
- 2019 Outrighted to Omaha (AAA), Nov. 27

NICK DINI (CONT.)

CAREER BATTING

YEAR	CLUB	AVG	G	AB	R	H	2B	3B	HR	RBI	SAC	SF	HBP	BB	SO	SB	CS	OBP	SLG	E
2015	Idaho Falls	.316	42	155	31	49	11	0	4	29	2	2	2	16	17	2	0	.383	.465	2
2016	Lexington	.333	2	3	1	1	0	0	0	0	0	1	0	2	0	0	0	.500	.333	1
	Wilmington	.208	7	24	2	5	1	0	0	1	0	0	1	0	3	0	0	.240	.250	3
	Surprise@	.400	2	5	0	2	0	0	0	1	0	0	1	0	0	2	0	.500	.400	1
	Idaho Falls@	.378	9	37	7	14	2	0	0	7	0	0	0	2	3	1	1	.410	.432	3
2017	Lexington	.283	24	92	19	26	10	0	2	11	0	1	1	5	8	2	0	.323	.457	2
	Northwest Arkansas	.310	64	216	22	67	9	0	2	25	1	2	9	17	26	8	2	.381	.380	6
2018	Omaha	.333	14	39	4	13	4	0	3	6	0	0	0	1	5	0	0	.350	.667	2
	Northwest Arkansas	.239	80	280	40	67	10	0	8	37	1	3	8	12	64	7	1	.287	.361	3
2019	Omaha	.296	58	186	34	55	11	0	13	36	2	2	2	21	29	7	2	.370	.565	5
	KANSAS CITY	.196	20	56	11	11	3	0	2	6	1	1	2	4	18	0	0	.270	.357	1
2020	KANSAS CITY	Did not play																		
Minor League Totals		.288	302	1037	160	299	58	0	32	153	6	10	25	74	157	29	6	.347	.437	28
Minor League Totals		.196	20	56	11	11	3	0	2	6	1	1	2	4	18	0	0	.270	.357	1

@ - Minor League injury rehab

SINGLE GAME BESTS

HITS

2 Sept. 5, 2019 vs. DET
Sept. 29, 2019 vs. MIN

RBI

2 Sept. 22, 2019 at MIN

RUNS

2 Aug. 19, 2019 at BAL
Aug. 25, 2019 at CLE

HITTING STREAKS

3 Aug. 19-29, 2019

CAREER FIELDING

POSITION

Catcher

PCT.

.992

G

20

TC

125

PO

112

A

12

E

1

DP

1

SB

6

CS

3

SB%

66.7

PB

1

2020 INSTANT REPLAY REVIEWS

DATE	OPP.	INN.	ORIGINAL CALL	SCORE	OUTCOME	DELAY	RECORD
7/26	at CLE	1	CC: Foul ball hit by Reyes	0-0	Confirmed	1:48	-
		2	Zimmer out at 2B on SB attempt	0-2	Stands	2:05	Opp 0-1
7/29	at DET	6	Cordero safe at 1B	4-4	Overtuned	0:40	Opp 1-1
8/6	CHC	3	Heath ball foul down the line	6-0	Stands	1:08	KC 0-1
8/11	at CIN	5	Mondesi safe at 2B on SB attempt	3-5	Overtuned	1:59	Opp 2-1
		5	McCroom fair/foul down RF line	0-3	Overtuned	2:06	KC 1-1
8/15	at MIN-1	5	CC: Cruz HR/no HR ball on LF fence	2-3	Confirmed	0:16	-
		7	Soler HBP	7-1	Stands	1:46	Opp 2-2
8/22	MIN	6	Soler catcher's interference	2-4	Stands	1:33	Opp 2-3
8/23	MIN	4	Vargas caught/dropped ball in right field	2-4	Confirmed	2:18	Opp 2-4
		8	Merrifield out at 1B	4-5	Overtuned	1:08	KC 2-1
8/28	at CWS	9	Franco safe at 2B	5-5	Stands	1:22	Opp 2-5
		4	Gordon not HBP	1-6	Overtuned	0:52	KC 3-1
		6	Franco ball in CF catch/no catch	1-6	Overtuned	1:20	KC 4-1
9/3	CWS	9	Olivares out at 1B	6-11	Stands	1:14	KC 4-2
		7	Mondesi safe at 2B on SB attempt	3-5	Overtuned	2:49	Opp 3-5
		3	Mondesi out at HP	0-1	Stands	1:33	KC 4-3
9/6	CWS	7	Robert out at 2B on SB attempt	0-5	Overtuned	1:47	Opp 4-5
		9	CC: Anderson safe at 1B	2-8	Overtuned	0:58	-
9/8	at CLE	5	Freeman out at 2B on pick-off	3-5	Stands	2:10	Opp 4-6
9/9	at CLE	5	Lopez safe at 2B	0-0	Overtuned	0:41	Opp 5-6
9/13	PIT	8	Heath no catcher's interference	0-11	Overtuned	2:04	KC 5-3
9/21	STL	9	Miller out at 1B	4-1	Overtuned	0:43	Opp 6-6
9/22	STL	4	Edman safe at 1B	0-3	Overtuned	1:07	KC 6-3
9/25	DET	1	Merrifield out at 3B on SB attempt	0-0	Overtuned	1:30	KC 7-3
		8	Cameron out at 1B	3-2	Overtuned	0:52	Opp 7-6

CLAY DUNGAN



CLAY DUNGAN

#90 • INFILDER

BATS
LEFT

THROWS
RIGHT

HEIGHT
6-1

WEIGHT
190

BORN: JUNE 2, 1996 | MUNCIE, IND. | OD AGE: 24

SELECTED: NINTH ROUND, 2019 DRAFT | MLB SERVICE: 0 DAYS

2020 SEASON

🏆 Participated in the club's postseason camp at Kauffman Stadium.

HONORS AND AWARDS

• 2019 MiLB.com Organization All-Star

• 2019 Pioneer League midseason/postseason All-Star

CAREER HIGHLIGHTS

🏆 **2019:** Spent his first professional season with Idaho Falls (Rookie)...started 43 games at shortstop and 19 games at second base.

🏆 Named a Pioneer League midseason and postseason All-Star, as well as an MiLB.com Organization All-Star... led off and played second base in the annual Pioneer League-Northwest League All-Star Game.

🏆 Led the Pioneer League in hits (91) and ranked second in average (.357) and doubles (19), fourth in on-base percentage (.427) and total bases (126) and tied for fifth in triples (5).

🏆 Slashed .429/.528/.607 (24-for-56) with three doubles, two triples and a homer vs. left-handed pitching...also batted .420 (29-for-69) with runners in scoring position.

🏆 Went 6-for-6 with a pair of doubles, two RBI and two runs scored in his fifth professional game, vs. Billings on June 23.

🏆 Had a 14-game hitting streak from July 20-Aug. 3, in which he batted .431 (25-for-58) with three doubles, a triple and 13 runs scored...also ended the regular season on a 13-game hitting streak (Aug. 22-Sept. 6).

🏆 Hit a go-ahead, three-run homer in the seventh inning in a decisive Game 3 of the Pioneer League semifinals vs. Billings.

MISC NOTES

🏆 Full name is **Anthony Clay Dungan**...resides in Alexandria, Indiana, during the offseason.

🏆 Graduated from Yorktown High School (Ind.) in 2015... lettered four years in baseball and two years in football.

🏆 Attended Indiana State University, where he hit .305 with 10 doubles, three triples and nine homers in 61 games as a senior (2019)...led the Sycamores to their first NCAA Tournament win since 1995.

CAREER BATTING

YEAR	CLUB	AVG	G	AB	R	H	2B	3B	HR	RBI	SAC	SF	HBP	BB	SO	SB	CS	OBP	SLG	E	
2019	Idaho Falls	.357	65	255	+57	*91	19	5	2	38	0	4	6	28	32	9	1	.427	.494	9	
2020	KANSAS CITY	Did not play																			
Minor League Totals		.357	65	255	57	91	19	5	2	38	0	4	6	28	32	9	1	.427	.494	9	

* - Led league; + - Tied for league lead

CAREER TRANSACTIONS

2019 Selected by the Kansas City Royals in the ninth round of the First-Year Player Draft...signed by Mike Farrell

FREDDY FERMIN



FREDDY FERMIN

#78 • CATCHER

BATS
RIGHT

THROWS
RIGHT

HEIGHT
5-10

WEIGHT
200

BORN: MAY 16, 1995 | PUERTO ORDAZ, VENEZUELA | OD AGE: 25

SIGNED: INTERNATIONAL FREE AGENT, JULY 25, 2015 | MLB SERVICE: 0 DAYS

2020 SEASON

- Spent the season at the Royals' Alternate Training Site in Kansas City, Kansas.
- Also participated the club's Postseason Camp at Kauffman Stadium in October.
- A non-roster invitee to Major League Spring Training... appeared in three games, going 1-for-2 at the plate.

HONORS AND AWARDS

- 2019 Carlos Fortuna Award
- 2019 South Atlantic League midseason All-Star

CAREER HIGHLIGHTS

- 2019:** Split the season between Lexington (A) and Northwest Arkansas (AA), playing in a career-high 86 games between the two stops...combined to slash .259/.298/.418 (82-for-316) with 14 doubles, 12 homers and 41 RBI.
- Named a midseason All-Star in the South Atlantic League, entering the game as a pinch hitter in the seventh inning.
- Threw out 26-of-55 would-be basestealers (47.3%), including 17-of-25 (68%) in his 44 games with Lexington...he was the only SAL catcher to throw out better than 50% of potential base thieves (min. 40 games played).
- Had a four-game stint with Northwest Arkansas (June 21-30), before returning to the Naturals for the remainder of the season on July 16...went 15-for-50 (.300) with three doubles and two homers (.480 SLG) in his first 14 games at the Double-A level.
- Played in four games with the Salt River Rafters in the Arizona Fall League.
- 2018:** Played in a combined 50 games between Idaho Falls (Rookie) and Burlington (Rookie), batting .249/.346/.350 (44-for-177) with 10 doubles, a triple, two homers and 31 runs scored.
- Earned the Carlos Fortuna Award, which is given annually to the Royals minor league player who was dedicated to improving his English, genuine work ethic and conduct.
- Threw out 14 would-be basestealers (in 33 attempts) with Burlington, ranking him fourth in the Appalachian League.
- Matched a career high with four hits on Aug. 11 vs. Pulaski, going 4-for-4 with four singles...marked his second professional game with four hits.
- 2017:** Made his stateside debut and served as the primary catcher at Idaho Falls...slashed .282/.403/.356 (46-for-163) in 47 games.
- Ranked tied for 10th in the Pioneer League in walks (31)...reached safely in 40 of his 47 games.
- Collected 11 hits and 13 RBI in a four-game stretch, from July 22-26...that included his first career home run – a two-run shot on July 23 at Helena.

MISC NOTES

- Full name is **Freddy Antonio Fermin**...resides in Puerto Ordaz, Venezuela, during the offseason with his wife, Consuelo Ortiz.
- Lists spending time with his family as his favorite offseason activity.

CAREER BATTING

YEAR	CLUB	AVG	G	AB	R	H	2B	3B	HR	RBI	SAC	SF	HBP	BB	SO	SB	CS	OBP	SLG	E
2016	Dominican Royals	.273	52	172	18	47	9	0	0	17	1	6	3	21	23	1	2	.351	.326	5
2017	Idaho Falls	.282	47	163	30	46	5	2	1	39	0	3	4	31	21	0	2	.403	.356	12
2018	Idaho Falls	.300	3	10	3	3	1	0	0	1	0	0	0	2	0	0	0	.300	.400	0
	Burlington	.246	47	167	28	41	9	1	2	18	1	1	2	25	15	2	1	.349	.347	5
2019	Lexington	.263	54	209	37	55	11	0	9	30	1	1	1	14	37	2	0	.311	.445	4
	Northwest Arkansas	.252	32	107	11	27	3	0	3	11	1	1	0	3	23	0	2	.270	.364	5
2020	KANSAS CITY	Did not play																		
Minor League Totals		.264	235	828	127	219	38	3	15	116	4	12	10	94	121	5	7	.342	.372	31

CAREER TRANSACTIONS

- 2015 Signed by the Kansas City Royals as an international free agent, July 25...signed by Joelvis Gonzalez and Richard Castro

JEISON GUZMÁN



JEISON GUZMÁN

#75 • INFILDER

BATS
LEFT

THROWS
RIGHT

HEIGHT
6-2

WEIGHT
205

BORN: OCT. 8, 1998 | SANTO DOMINGO, D.R. | OD AGE: 22

SIGNED: MINOR LEAGUE FREE AGENT, DEC. 17, 2020 | MLB SERVICE: 11 DAYS

2020 SEASON

- Spent a majority of the regular season in the Royals' alternate training site...recalled on Aug. 11, but did not appear in a game, before being optioned on Aug. 14.
- Appeared in 14 Cactus League games, after being added to the 40-man roster on Nov. 20, 2019...went 5-for-20 (.250) with a double, a homer and four runs scored.
- Played in eight games for Leones del Escogido in the Dominican Winter League.

HONORS AND AWARDS

- 2019 Lexington Player of the Year

CAREER HIGHLIGHTS

- Non-tendered on Dec. 2, 2020, but re-signed as a minor league free agent on Dec. 17, 2020.
- 2019:** Named Lexington's (A) Player of the Year, playing in a career-high 121 games with the Legends...batted .253 (114-for-450) with 23 doubles, five triples, seven homers and 51 runs scored.
- Started 116 games at shortstop and helped turn 47 double plays, which ranked fourth most among South Atlantic League shortstops.
- Hit .268 (61-for-228) with 12 doubles, a triple and four home runs over his final 60 games, after hitting .239 (52-for-222) during the first half of the year.
- Batted .299 (41-for-137) with a .319 on-base percentage, which included five of his seven home runs, when leading off an inning.
- Matched a career high with four hits on June 15 at Columbia, going 4-for-4 with a triple and three RBI.
- Established a career high with four RBI on July 7 vs. West Virginia, hitting his first grand slam in the second inning... matched that total with four RBI on Aug. 4 at Kannapolis.
- Played for Leones del Escogido in the Dominican Winter League, appearing in six games.
- 2018:** Opened the year with Lexington (A), but played in 25 games with Burlington (Rookie) after missing a month of action with a right shoulder injury.
- Batted a combined .254 (80-for-315) with 12 doubles, four triples, four homers and 44 runs scored between the two stops...made 74 starts at shortstop and seven at third base.
- Recorded 26 steals between his two stops, which ranked ninth among Royals' farmhands.
- 2017:** Played in 54 games at Burlington, hitting .207 (40-for-193) with four doubles, two triples and 21 runs scored...started 51 games at shortstop.
- 2016:** Split his first professional season between the Dominican Royals and Surprise (Rookie)...ranked tied for second in the Arizona League with 35 runs scored.

MISC NOTES

- Full name is **Jeison Guzmán Minyette** (pronounced: *Jason*)...resides in Santo Domingo, Dominican Republic during the offseason.

CAREER BATTING

YEAR	CLUB	AVG	G	AB	R	H	2B	3B	HR	RBI	SAC	SF	HBP	BB	SO	SB	CS	OBP	SLG	E
2016	Dominican Royals	.171	9	35	4	6	2	0	0	0	0	0	0	3	6	2	0	.237	.229	3
	Surprise	.261	45	188	35	49	9	5	1	19	1	0	1	18	44	5	3	.329	.378	23
2017	Burlington	.207	54	193	21	40	4	2	0	15	9	4	2	21	45	3	3	.286	.249	16
2018	Lexington	.239	60	209	27	50	11	3	2	21	5	0	4	18	58	12	4	.312	.349	22
	Burlington	.283	25	106	17	30	1	1	2	8	1	0	0	12	16	14	1	.356	.368	10
2019	Lexington	.253	121	450	51	114	23	5	7	48	10	2	3	25	98	15	13	.296	.373	33
2020	KANSAS CITY	Did not play																		
Minor League Totals		.245	314	1181	155	289	50	16	12	111	26	6	10	97	267	51	24	.306	.345	107

CAREER TRANSACTIONS

- 2015 Signed by the Kansas City Royals as an international free agent, July 3...signed by Edis Perez
- 2020 Signed by the Kansas City Royals as a minor league free agent, Dec. 17



JON HEASLEY

#85 • RIGHT-HANDED PITCHER

BATS
RIGHT

THROWS
RIGHT

HEIGHT
6-3

WEIGHT
225

BORN: JAN. 27, 1997 | PLANO, TEXAS | OD AGE: 24

SELECTED: 13TH ROUND, 2018 DRAFT | MLB SERVICE: 0 DAYS

2020 SEASON

Spent the season at the Alternate Training Site in Kansas City, Kansas.

Also participated in the Royals' Postseason Camp at Kauffman Stadium in October.

HONORS AND AWARDS

• 2019 Lexington Pitcher of the Year

• 2019 South Atlantic League midseason All-Star

CAREER HIGHLIGHTS

- Named Lexington (A) Pitcher of the Year after posting the third-best ERA (3.12) and opponents' average (.222) in the South Atlantic League among qualified starters.
- Named a South Atlantic League midseason All-Star and started twice in the postseason, going 1-0 with a 2.25 ERA (3 ER in 12.0 IP) en route to Lexington's second-straight league title.
- Tied for fourth among Royals minor league pitchers in wins (8) and ranked seventh in strikeouts (120).
- Recorded a career-high 12 strikeouts and no walks over 6.0 innings on June 24 vs. Columbia, however he took

a no-decision in an 8-6 setback...also tallied 10 K's on May 19 vs. Asheville.

- Pitched to a 2.64 ERA (19 ER in 64.2 IP) and held opponents to a .197 average (46-for-234) during the first half of the season, spanning his first nine starts (14 appearances)...that included winning each of his first three starts (April 6-16).
- 2018: In his first professional season, made 11 starts (12 appearances)...pitched to a 3.28 ERA (9 ER in 24.2 IP) and a .208 opponents average (20-for-96) in his final five starts with the Chukars.

MISC NOTES

- Full name is **Jonathan Paul Heasley**...resides in Dallas, Texas, during the offseason.
- Graduated from Prestonwood Christian Academy High School in Plano, Texas, where he went 29-3 with a 1.47 ERA, including 13-0 with a 0.33 ERA (4 ER in 65.0 IP) as a senior (2016).

- Attended Oklahoma State University...was the Cowboys' Opening Day starting pitcher in 2018, leading them to a second-place finish in the Big 12...recorded his first complete game with seven strikeouts in the NCAA Regionals vs. USF, earning a 6-1 win on June 3.

CAREER PITCHING

YEAR	CLUB	W-L	ERA	G	GS	CG	SHO	SV	IP	H	R	ER	HR	HB	BB	SO	WP	BK	AVG
2018	Idaho Falls	1-3	5.15	12	11	0	0	0	50.2	55	38	29	4	1	16	35	4	0	.264
2019	Lexington	8-5	3.12	25	20	0	0	0	112.2	93	47	39	11	8	34	120	10	0	.222
2020	KANSAS CITY	Did not pitch																	
Minor League Totals		9-8	3.75	37	31	0	0	0	163.1	148	85	68	15	9	50	155	14	0	.236

CAREER TRANSACTIONS

2018 Selected by the Kansas City Royals in the 13th round of the First-Year Player Draft...signed by Chad Lee



KYLE ISBEL

#76 • OUTFIELDER

BATS
LEFT

THROWS
RIGHT

HEIGHT
5-11

WEIGHT
190

BORN: MARCH 3, 1997 | FONTANA, CALIF. | OD AGE: 24

SELECTED: THIRD ROUND, 2018 DRAFT | MLB SERVICE: 0 DAYS

2020 SEASON

- Spent the season at the Royals' alternate training site in Kansas City, Kansas.
- Was a non-roster invitee to Major League Spring Training...appeared in 19 Cactus League games, batting .219 (7-for-32) with two doubles, a triple, two homers and seven RBI.
- Participated in the club's postseason camp at Kauffman Stadium.

HONORS AND AWARDS

- 2019 Arizona Fall League Rising Star
- 2018 MiLB.com Organization All-Star

CAREER HIGHLIGHTS

- Enters the year as the No. 6 prospect in the Royals' system, according to *Baseball America*...also tabbed as the "Best Hitter for Average" in the publication's Best Tools survey.
- 2019:** Limited to just 52 games with Wilmington (A+) due to a hamstring injury...batted a combined .233/.296/.397 (51-for-219) with nine doubles, three triples, seven homers and 30 RBI between the Blue Rocks and a seven-game rehab assignment with Surprise (Rookie).
- Placed on the seven-day Injured List on April 18 and was reinstated on July 13, after a nine-day rehab assignment.
- In his first 13 games of the year, prior to the injury, hit .348 (16-for-46) with eight extra-base hits (.630 SLG) and nine runs scored...however, he hit just .176 (26-for-148) with seven extra-base hits in his final 39 contests, after returning from the IL.
- Matched a career-high with four hits (4-for-4) with a solo homer and three runs scored on Aug. 21 vs. Salem.
- Batted .229 (8-for-35) with a double, a homer and eight walks (.372 OBP) during Wilmington's postseason run to the Carolina League Championship...hit a solo homer put the Blue Rocks on the board in the decisive Game 5 of the semifinals vs. Salem...also stole home in Game 1 of the championship series vs. Fayetteville.
- Named an Arizona Fall League "Rising Star," batting .315 (23-for-73) with four doubles, a triple, a homer and 16 RBI in 21 games with Surprise in the AFL.
- Tabbed the No. 5 prospect in the Royals' minor league system according to *Baseball America* entering the season.
- 2018:** Split his first professional season between Idaho Falls (Rookie) and Lexington (A), being named an Organization All-Star by MiLB.com.
- Between his two stops, batted .326 (86-for-264) with 22 doubles, two triples, seven homers, 32 RBI and 24 steals in 64 combined games...his batting average ranked second among Royals' farmhands (min. 250 AB), while he was 10th in steals among that group.
- With Lexington, slashed .382/.424/.564 (21-for-55) with four doubles and two homers against lefties.
- Collected four hits, including a double and two homers, on July 16 (with Idaho Falls) vs. Missoula, also establishing a career high with four RBI...had four hits in two other games, July 6 vs. Orem and on Aug. 2 (with Lexington) at Lakewood.

MISC NOTES

- Full name is **Kyle Grant Isbel**...resides in Fontana, California, during the offseason.
- Graduated from Etiwanda High School (Calif.) in 2015, where he earned the school's Baseball Player of the Year honors as a senior.
- Attended the University of Nevada-Las Vegas, where he was named a Freshman All-American by Louisville Slugger as well as the Mountain West Conference Freshman Player of the Year in 2016...also tabbed All-MWC first team as a junior (2018), leading the conference with a .357 in batting average.
- Also earned All-Star honors in the Cape Cod League in 2017, playing for Yarmouth-Dennis.
- Enjoys playing golf and target shooting in his free time.

CAREER BATTING

YEAR	CLUB	AVG	G	AB	R	H	2B	3B	HR	RBI	SAC	SF	HBP	BB	SO	SB	CS	OBP	SLG	E
2018	Idaho Falls	.381	25	105	27	40	10	1	4	18	0	0	0	14	17	12	3	.454	.610	3
	Lexington	.289	39	159	30	46	12	1	3	14	0	1	2	12	43	12	3	.345	.434	2
2019	Wilmington	.216	52	194	26	42	7	3	5	23	1	1	3	15	44	8	3	.282	.361	1
	Surprise@	.360	7	25	9	9	2	0	2	7	0	0	0	2	5	3	1	.407	.680	0

2020 KANSAS CITY

Did not play

Minor League Totals	.284	123	483	92	137	31	5	14	62	1	2	5	43	109	35	10	.347	.455	6
---------------------	------	-----	-----	----	-----	----	---	----	----	---	---	---	----	-----	----	----	------	------	---

@ - Minor League injury rehab

CAREER TRANSACTIONS

2018 Selected by the Kansas City Royals in the third round of the First-Year Player Draft...signed by Ken Muñoz

JAKE KALISH



JAKE KALISH

#81 • LEFT-HANDED PITCHER

BATS
LEFT

THROWS
LEFT

HEIGHT
6-2

WEIGHT
210

BORN: JULY 9, 1991 | RED BANK, N.J. | OD AGE: 29

SELECTED: 32ND ROUND, 2015 DRAFT | MLB SERVICE: 0 DAYS

2020 SEASON

Spent the season at the Alternate Training Site in Kansas City, Kansas.

Was a non-roster invitee to Major League Spring Training...made four appearances and allowed just one run in 4.1 innings (2.08 ERA).

HONORS AND AWARDS

• Two-time MiLB.com Organization All-Star (2016, 2018)

CAREER HIGHLIGHTS

- 2019: Opened the year with Northwest Arkansas (AA), but was promoted to Omaha (AAA) on April 18 and made his final 24 appearances of the season with the Storm Chasers...posted an 8-8 mark and a 4.86 ERA (69 ER in 127.2 IP) combined.
- Pitched to a 3.33 ERA (28 ER in 75.2 IP) over his first 17 appearances of the year (4 starts), compared to a 2-4 mark and a 7.0 ERA (41 ER in 52.0 IP) in his final 10 (7 starts).
- Recorded 6.0 shutout innings in relief with Omaha on May 26, earning a 6-0 win over Oklahoma City...entered a scoreless game in the third and retired 18 of the 19 hitters he faced...also worked 7.0 scoreless frames in a 1-0 triumph over Nashville on July 4.
- 2018: Split the season between Northwest Arkansas and Omaha, combining to go 8-8 with a 3.88 ERA (55 ER in 127.2 IP) with 21 walks and 124 strikeouts...opened the year with the Naturals and had two stints in Triple-A

(May 28-June 13, June 26-end of the season).

- His strikeout total led all Royals' minor league hurlers, while his ERA ranked fourth among qualifiers.
- Tossed his first complete-game shutout on July 2, blanking Nashville, 7-0...scattered seven hits and allowed one walk with four strikeouts for one of eight individual shutouts in the Pacific Coast League in 2018.
- Named PCL Pitcher of the Week on July 22 after tossing 7.0 scoreless innings in a 2-0 win at Nashville on July 18.
- 2017: Went 2-8 despite a 3.24 ERA (38 ER in 105.2 IP) in 31 appearances (12 starts) between Wilmington (A), Northwest Arkansas and Omaha...his ERA led all Royals' minor league pitchers.
- 2016: Named an Organization All-Star by MiLB.com, going 3-0 with three saves and a 2.45 ERA (13 ER in 47.2 IP) in 23 relief appearances between Lexington (A) and Wilmington.

MISC NOTES

- Full name is **Jacob Louis Kalish**...resides in Scottsdale, Arizona, with wife, Allison.
- Graduated from Red Bank Regional High School (N.J.).
- Attended George Mason University, where he hit .301 in 39 games as a senior...set career highs in at bats (136), runs (19), hits (41), RBI (25) and walks (19)...also started 13 games on the mound and pitched to a 3.44 ERA.

- Pitched for Team Israel in the 2017 World Baseball Classic, appearing in two games.
- Older brother, Ryan, was selected by the Boston Red Sox in the 2006 First-Year Player Draft and played in parts of two seasons with the Red Sox (2010, 2012) and in seven games with the Chicago Cubs in 2012.
- Lists golfing and quoting movies as his hobbies.

CAREER PITCHING

YEAR	CLUB	W-L	ERA	G	GS	CG	SHO	SV	IP	H	R	ER	HR	HB	BB	SO	WP	BK	AVG
2015	Arizona Royals	0-2	5.40	4	0	0	0	0	5.0	5	3	3	0	1	2	6	0	1	.278
	Burlington	3-1	2.20	10	1	0	0	1	28.2	20	9	7	1	1	3	31	2	0	.189
2016	Lexington	0-0	2.38	5	0	0	0	1	11.1	6	3	3	0	0	1	13	0	1	.158
	Wilmington	3-0	2.48	18	0	0	0	2	36.1	27	12	10	3	4	10	35	5	0	.201
2017	Wilmington	1-1	1.93	10	0	0	0	1	18.2	13	4	4	0	0	6	23	1	0	.191
	Northwest Arkansas	0-7	3.77	18	9	0	0	0	71.2	83	32	30	4	4	17	49	2	1	.293
	Omaha	1-0	2.35	3	3	0	0	0	15.1	18	4	4	1	0	5	16	2	0	.305
2018	Northwest Arkansas	2-2	5.12	16	4	0	0	0	38.2	46	28	22	6	0	8	39	1	1	.279
	Omaha	6-6	3.34	17	14	1	1	0	89.0	94	35	33	3	8	13	85	0	0	.272
2019	Northwest Arkansas	0-0	1.00	3	1	0	0	1	9.0	6	1	1	0	0	1	13	0	0	.176
	Omaha	8-8	5.16	24	10	0	0	1	118.2	131	77	68	26	5	25	89	3	0	.279
2020	KANSAS CITY																		
									Did not pitch										
Minor League Totals		24-27	3.76	128	42	1	1	7	442.1	449	208	185	44	23	91	399	16	4	.261

JAKE KALISH (CONT.)

CAREER TRANSACTIONS

2015 Selected by the Kansas City Royals in the 32nd round of the First-Year Player Draft...signed by Jim Farr

WORLD BASEBALL CLASSIC

YEAR	CLUB	W-L	ERA	G	GS	CG	SHO	SV	IP	H	R	ER	HR	HB	BB	SO	AVG
2017	Israel	0-0	10.80	2	0	0	0	0	1.2	3	2	2	0	0	0	2	.429
World Baseball Classic Totals		0-0	10.80	2	0	0	0	0	1.2	3	2	2	0	0	0	2	.429

ROYALS MONTH-BY-MONTH

	1969	1970	1971	1972	1973	1974	1975	1976	1977	1978
April	9-10	7-12	11-11	6-8	13-8	8-11	11-9	5-7	11-8	14-5
May	12-15	12-15	12-11	7-16	14-15	17-11	16-11	20-10	10-15	11-14
June	10-18	7-19	15-12	18-9	15-15	12-14	14-14	19-10	17-12	13-17
July	11-18	12-19	14-16	15-16	18-10	14-14	15-14	17-12	18-8	20-8
August	10-17	13-16	18-12	14-14	14-12	18-13	16-12	17-14	20-11	13-16
September	15-15	14-15	15-14	15-13	14-14	8-20	19-11	12-16	25-5	20-10
October	2-0	0-1	-	1-2	-	0-2	-	0-3	1-1	1-0
Totals	69-93	65-97	85-76	76-78	88-74	77-85	91-71	90-72	102-60	92-70
	1979	1980	1981	1982	1983	1984	1985	1986	1987	1988
April	11-10	10-8	3-10	11-8	10-7	8-11	11-8	9-10	9-10	12-10
May	17-11	17-10	12-15	14-13	11-13	12-15	14-13	14-14	18-9	11-17
June	14-14	17-12	5-5	16-11	14-14	13-14	12-14	14-15	12-16	17-10
July	10-17	18-9	-	15-12	13-15	17-15	17-10	9-17	10-18	12-15
August	19-11	23-7	10-11	21-11	16-18	17-12	15-12	14-14	16-13	18-10
September	14-14	8-18	18-10	11-16	13-15	17-11	18-12	13-15	15-13	14-13
October	-	4-1	2-2	2-1	2-1	-	4-2	3-1	3-0	0-2
Totals	85-77	97-65	50-53	90-72	79-83	84-78	91-71	76-86	83-79	84-77
	1989	1990	1991	1992	1993	1994	1995	1996	1997	1998
March	-	-	-	-	-	-	-	-	-	1-0
April	16-8	6-12	8-11	3-17	9-14	9-11	2-2	9-18	11-12	11-15
May	14-13	14-14	13-14	14-14	16-9	16-13	14-13	15-12	12-16	9-17
June	14-12	11-16	12-15	15-12	13-15	15-13	15-10	10-17	13-13	15-13
July	13-14	17-12	16-10	13-14	16-12	18-10	10-18	14-13	8-19	12-15
August	21-8	17-12	18-11	14-14	15-14	6-4	17-13	14-15	11-18	16-13
September	14-14	10-18	14-15	12-16	13-13	-	12-17	13-11	12-16	8-16
October	0-1	0-2	1-4	1-3	2-1	-	0-1	-	-	-
Totals	92-70	75-86	82-80	72-90	84-78	64-51	70-74	75-86	67-94	72-89
	1999	2000	2001	2002	2003	2004	2005	2006	2007	2008
March	-	-	-	-	1-0	-	-	-	-	1-0
April	9-11	12-13	10-15	8-16	16-7	7-14	6-18	5-17	8-18	11-15
May	14-15	14-12	10-18	13-14	10-19	10-17	8-19	8-21	11-17	10-19
June	9-18	11-15	13-13	10-17	15-12	12-15	12-14	12-14	15-12	16-11
July	11-16	10-17	9-18	13-16	15-11	7-20	12-16	11-16	13-12	12-14
August	8-21	15-14	12-17	11-18	13-15	10-19	5-21	12-18	13-15	7-20
September	12-15	14-14	7-14	7-19	13-15	11-17	12-17	12-14	9-18	18-8
October	1-1	1-0	4-2	-	-	1-2	1-1	1-0	-	-
Totals	64-97	77-85	65-97	62-100	83-79	58-104	56-106	62-100	69-93	75-87
	2009	2010	2011	2012	2013	2014	2015	2016	2017	2018
March	-	-	0-1	-	-	0-1	-	-	-	0-2
April	12-10	9-14	14-12	6-15	14-10	14-11	15-7	12-11	7-16	7-19
May	11-17	12-17	10-17	15-13	8-20	12-17	14-12	17-11	15-14	13-15
June	10-16	13-14	9-18	14-13	16-11	17-10	15-11	13-14	17-9	5-21
July	7-19	10-15	13-14	7-19	15-10	12-13	17-11	7-19	16-10	8-16
August	10-19	12-16	10-19	17-11	16-15	19-10	19-9	20-9	10-18	10-18
September	15-13	10-17	15-10	12-17	16-10	15-11	11-17	12-15	15-14	15-13
October	0-3	1-2	-	1-2	-	-	4-0	0-2	0-1	-
Totals	65-97	67-95	71-91	72-90	86-76	89-73	95-67	81-81	80-82	58-104
	2019	2020	Totals							
March	2-1	-	5-5							
April	7-19	-	482-589							
May	10-18	-	653-740							
June	10-17	-	672-696							
July	11-15	3-5	651-722							
August	8-19	11-16	739-735							
September	11-14	12-13	681-722							
October	-	-	44-47							
Totals	59-103	26-34	3,927-4,256							

Bold - denotes most wins in a month



JACKSON KOWAR

#37 • RIGHT-HANDED PITCHER

BATS
RIGHT

THROWS
RIGHT

HEIGHT
6-5

WEIGHT
200

BORN: OCT. 4, 1996 | WEDDINGTON, N.C. | OD AGE: 24

SELECTED: FIRST ROUND (33RD OVERALL), 2018 DRAFT | MLB SERVICE: 0 DAYS

2020 SEASON

- 👑 Pitched at the Royals alternate training site in Kansas City, Kansas.
- 👑 A non-roster invitee to Major League Spring Training...

- 👑 appeared in five Cactus League games.
- 👑 Also participated in the Royals' Postseason Camp at Kauffman Stadium in October.

HONORS AND AWARDS

- 2019 Carolina League midseason All-Star

CAREER HIGHLIGHTS

- 👑 Entered the 2021 season as the No. 4 prospect in the Royals' system, according to *Baseball America*, and the No. 95 prospect overall...was the No. 3 prospect in the Royals' system entering 2020.
- 👑 Also listed as having the "Best Changeup" in the Royals' organization by *Baseball America* in the 2021 Best Tools survey.
- 👑 **2019:** Split the season between Wilmington (A+) and Northwest Arkansas (AA), combining to go 7-10 with a 3.52 ERA (58 ER in 148.1 IP) in 26 starts.
- 👑 Among Royals' minor league pitchers, his 144 strikeouts ranked fourth, while he ranked seventh in WHIP (1.24) and eighth in ERA (min. 100 IP).
- 👑 Selected as a Carolina League midseason All-Star, pitching a scoreless fourth inning in the annual game.
- 👑 Promoted to Northwest Arkansas on June 22 and

- tossed 7.0 shutout innings vs. Frisco in his Double-A debut, taking a no-decision in a 2-0 Nationals victory...scattered six hits and allowed two walks, with seven strikeouts.
- 👑 Pitched to a 1.91 ERA (6 ER in 28.1 IP) over his first five starts with Northwest Arkansas, but recorded just one victory in that stretch.
- 👑 Fanned a career-high nine hitters over just 5.0 innings his July 27 start vs. Amarillo, but suffered a 4-0 defeat.
- 👑 **2018:** Made nine starts with Lexington (A) in his first professional campaign.
- 👑 Posted a 1.06 ERA (2 ER in 17.0 IP) and a .125 opponents' average (7-for-56) in his final five regular season starts.
- 👑 Tossed 5.0 shutout innings in Game 2 of the South Atlantic League Championship Series, a 5-2 victory.

MISC NOTES

- 👑 Full name is **Jackson Alexander Kowar**...resides in Gainesville, Florida, during the offseason.
- 👑 Graduated from Charlotte Christian High School (N.C.) in 2015.
- 👑 Attended the University of Florida...led the SEC in victories (12), winning his first 12 decisions, before dropping his final start to TCU in the College World

- Series semifinals...earned the save in Game 2 of the CWS finals vs. LSU to clinch the school's first national championship in baseball.
- 👑 In his junior year at Florida, went 10-5 with a 3.04 ERA (38 ER in 112.0 IP) and 115 strikeouts...fanned 13 hitters vs. Texas in a 6-1 victory at the College World Series, the most strikeouts in a CWS game since 2010 (Gerrit Cole and Trevor Bauer).

CAREER PITCHING

YEAR	CLUB	W-L	ERA	G	GS	CG	SHO	SV	IP	H	R	ER	HR	HB	BB	SO	WP	BK	AVG
2018	Lexington	0-1	3.42	9	9	0	0	0	26.1	19	10	10	2	0	12	22	4	0	.200
2019	Wilmington	5-3	3.53	13	13	0	0	0	74.0	68	33	29	4	10	22	66	5	0	.245
	Northwest Arkansas	2-7	3.51	13	13	0	0	0	74.1	73	32	29	8	2	21	78	5	0	.254
2020	KANSAS CITY	Did not pitch																	
Minor League Totals		7-11	3.50	35	35	0	0	0	174.2	160	75	68	14	12	55	166	14	0	.243

CAREER TRANSACTIONS

- 2018 Selected by the Kansas City Royals in the first round (33rd overall) of the First-Year Player Draft...signed by Jim Buckley



ASA LACY

#33 • LEFT-HANDED PITCHER

BATS
LEFT

THROWS
LEFT

HEIGHT
6-4

WEIGHT
215

BORN: JUNE 2, 1999 | BRYAN, TEXAS | OD AGE: 21

SELECTED: FIRST ROUND (4TH OVERALL), 2020 DRAFT | MLB SERVICE: 0 DAYS

2020 SEASON

- Spent his first professional season at the Alternate Training Site in Kansas City, Kansas.
- Also participated in the club's Postseason Camp at Kauffman Stadium in October.

CAREER HIGHLIGHTS

- Enters the season as the No. 3 prospect in the Royals' minor league system, according to *Baseball America*, and No. 37 overall...also ranked as the No. 30 overall prospect by MLB.com.
- Listed as having the "Best Slider" among KC's prospects according to *Baseball America's* 2021 Best Tools survey.

MISC NOTES

- Full name is **Asa Edward Lacy**...resides in Kerrville, Texas, during the offseason.
- Graduated from Tivy High School in Kerrville, Texas...selected Collin Street Baker/TSWA Class 5A All-State First Team as a senior in 2017, as well as being selected to pitch in the Texas High School Baseball Coaches (THSBCA) All-Star Game...set a school record in 2017 with 13 wins, going 13-1 with a 0.93 ERA and 128 strikeouts in 971 innings (11.83 K/9)...named District 26-5A Newcomer of the Year in 2015 as a sophomore.
- Attended Texas A&M University...named a 2020 *Baseball America* and Collegiate Baseball First Team pre-season All-American...also selected a Third Team All-American in 2019 by the National College Baseball Writers Association (NCBWA) and a Golden Spikes Award semifinalist...despite having his junior season cut short by the coronavirus pandemic, finished his college career going 14-5 with a 2.07 ERA (35 ER in 152.0 IP) with 224 strikeouts (13.3 K/9)...in his four starts as a junior in 2020, went 3-0 with a 0.75 ERA (2 ER in 24.0 IP), striking out 46 of the 93 batters he faced (49.5%).
- When he was drafted fourth overall, he became the highest drafted player in the history of Texas A&M's baseball program.
- Pitched for the USA Baseball Collegiate National Team in 2019.
- Selected by the Cleveland Indians in the 31st round of the 2017 MLB Draft, but opted to attend Texas A&M.
- Father, Phillip, played varsity tennis at Sam Houston State, while his grandfather, Dan Davison, was a halfback at Texas A&M.
- Enjoys hunting, fishing and ping pong is his free time.

CAREER PITCHING

YEAR CLUB	W-L	ERA	G	GS	CG	SHO	SV	IP	H	R	ER	HR	HB	BB	SO	WP	BK	AVG	
2020 KANSAS CITY																			Did not pitch

CAREER TRANSACTIONS

2020 Selected in the first round (4th overall) of the First-Year Player Draft...signed by Josh Hallgren, Chris Reitsma and Gregg Miller

KANSAS CITY ROYALS ON SOCIAL MEDIA

The Kansas City Royals are extremely active in all facets of social media. Fans can follow the official club accounts:

- Facebook /Royals
- Instagram @KCRoyals
- Snapchat 'Royals'
- TikTok @Royals
- Twitter @Royals

Fans can also follow the Twitter accounts below for supplemental information on all things Royals:

- @RoyalShutdown..... Royals blog for news and stats
- @RoyalsPD..... Royals Player Development
- @RoyalsCharities... Official Account of Royals Charities
- @RoyalsAuthentic... Official Account of Royals Memorabilia
- @Sluggerrr..... Official Account of Royals Mascot



NICK LOFTIN

#89 • INFILDER

BATS
RIGHT

THROWS
RIGHT

HEIGHT
6-1

WEIGHT
180

BORN: SEPT. 25, 1998 | CORPUS CHRISTI, TEXAS | OD AGE: 22

SELECTED: COMP. BALANCE ROUND (32ND OVERALL), 2020 DRAFT | MLB SERVICE: 0 DAYS

2020 SEASON

👑 Participated in the club's postseason camp at Kauffman Stadium.

CAREER HIGHLIGHTS

👑 Enters the year as the No. 8 prospect in the Royals' minor league system, according to *Baseball America*.

👑 Also listed as having the "Best Strike-Zone Discipline" among Royals' prospects in *Baseball America's* 2021 Best Tools survey.

MISC NOTES

👑 Full name is **Nicholas James Loftin**...resides in Corpus Christi, Texas, during the offseason.

👑 Graduated from W.B. Ray High School (Corpus Christi, Texas) in 2017...was a four-year letterwinner, helping team to a district championship as a junior...over high school career, batted .454 with 29 stolen bases...named to MaxPreps Underclass All-America Team.

👑 Attended Baylor University, where he was a Freshman All-American in 2018 and an All-Big 12 First-Team selection in 2019...named a preseason All-American by three different publications in 2020, when the season was cut short due to the coronavirus pandemic...spent

most of his freshman year in the outfield, but moved to shortstop his final two seasons.

👑 Finished collegiate career slashing .313/.371/.481 (161-for-514) in 122 games with 34 doubles, five triples, 14 homers and 92 RBIs...best season statistically came in 2019, when he batted a career-best .323 with 18 doubles, six homers and 41 RBIs.

👑 Played for the Yannis Harbor Hawks in the Cape Cod League in 2019.

👑 Lists golfing, hunting and fishing and hanging out with his family as his hobbies.

CAREER BATTING

YEAR CLUB	AVG	G	AB	R	H	2B	3B	HR	RBI	SAC	SF	HBP	BB	SO	SB	CS	OBP	SLG	E	
2020 KANSAS CITY																				Did not play

CAREER TRANSACTIONS

2020 Selected by the Kansas City Royals in Competitive Balance Round A (32nd overall) of the First-Year Player Draft...signed by Josh Hallgren

CLINCHING DATES

Year	Game	Date	Details
1976	160	Oct. 1	KC lost to Minnesota, 4-3, while Oakland lost to California, 2-0
1977	151	Sept. 23	KC defeated California, 7-3, at Anaheim (Leonard over Simpson)
1978	158	Sept. 26	KC defeated Seattle, 4-1, at Royals Stadium (Gura over Abbott)
1980	145	Sept. 17	KC defeated California, 5-0, at Royals Stadium (Leonard over Botting)
1984	160	Sept. 28	KC defeated Oakland, 6-5, at Oakland (Leibrandt over Burris)
1985	161	Oct. 5	KC defeated Oakland, 5-4, at Royals Stadium (Quisenberry over Howell)
2014	160	Sept. 26	KC defeated Chicago White Sox, 3-1, at Chicago (Guthrie over Noes)
2015	154	Sept. 24	KC defeated Seattle, 10-4, at Kauffman Stadium (Cueto over Kensing)

DANIEL LYNCH



DANIEL LYNCH

#52 • LEFT-HANDED PITCHER

BATS
LEFT

THROWS
LEFT

HEIGHT
6-6

WEIGHT
200

BORN: NOV. 17, 1996 | NEWPORT NEWS, VA. | OD AGE: 24

SELECTED: FIRST ROUND (34TH OVERALL), 2018 DRAFT | MLB SERVICE: 0 DAYS

2020 SEASON

- 👑 Pitched at the Royals alternate training site in Kansas City, Kansas.
- 👑 Made two appearances and one start in Cactus League

- 👑 action last season, allowing one run in 2.2 innings.
- 👑 Also participated in the Royals' Postseason Camp at Kauffman Stadium in October.

HONORS AND AWARDS

• 2019 Arizona League Rising Star

• 2019 Carolina League midseason All-Star

CAREER HIGHLIGHTS

- 👑 Enters the 2021 season as the No. 2 ranked prospect in the Royals' system according to *Baseball America*, and the No. 25 prospect overall...was also ranked as the No. 2 prospect in the Royals system entering 2020.
- 👑 Also listed as having the "Best Fastball" among Royals' prospects according to *Baseball America's* 2021 Best Tools survey.
- 👑 **2019:** Opened the year with Wilmington (A+), but missed two months of action with a left forearm strain (June 8-Aug. 13)...made five rehab starts with Surprise (Rookie) and Burlington (Rookie).
- 👑 In 20 combined starts, went 6-2 with a 2.99 ERA (32 ER in 96.1 IP) and 96 strikeouts (8.97 K/9).
- 👑 Named a Carolina League midseason All-Star, but did not pitch due to injury.
- 👑 Tabbed Carolina League Pitcher of the Week on May 26, after making three-straight scoreless starts...his 22.0-inning scoreless streak stretched from May 8-25, before allowing a first-inning run to Fayetteville on June 1.
- 👑 Fanned a season-high nine hitters in his May 15 outing

- (7.0 IP) vs. Frederick, earning a 1-0 triumph...also matched that total in just 5.0 innings on Aug. 24 vs. Down East.
- 👑 Suffered a pair of Game 1 setbacks in the Carolina League playoffs, including a 3-1 loss to Fayetteville in the championship series...surrendered two runs on four hits and four walks, with seven strikeouts in 5.0 innings.
- 👑 Named a "Rising Star" in the Arizona Fall League, pitching for Surprise...went 1-1 with a 3.86 ERA (6 ER in 14.0 IP) and 19 strikeouts (12.21 K/9) in his four starts.
- 👑 **2018:** Made a combined 12 starts at Burlington and Lexington (A) in his first professional season...went 5-1 with a 1.58 ERA (9 ER in 51.1 IP) and 61 strikeouts, compared to 8 walks (7.63 K/BB)...his ERA and 1.4 BB/9 were both second-best among KC farmhands (min. 50.0 IP).
- 👑 Named Burlington Pitcher of the Month in June, pitching to a 2.84 ERA (2 ER in 6.1 IP) in his two starts.
- 👑 Started Game 3 win over Lakewood in the South Atlantic League Championship Series, allowing two unearned runs over 4.0 innings.

MISC NOTES

- 👑 Full name is **Daniel Aloysius Lynch**...resides in Richmond, Virginia, during the offseason.
- 👑 Graduated from Douglas Freeman High School (Va.) in 2015...named a Perfect Game Honorable Mention All-American following his senior year.

- 👑 Attended the University of Virginia, going 4-4 with a 3.96 ERA (39 ER in 88.2 IP) and a 105 strikeouts as a junior in 2018.
- 👑 Went 4-0 with a 2.07 ERA (7 ER in 30.1 IP) in six starts for the Orleans Firebirds of the Cape Cod League in 2017.

CAREER PITCHING

YEAR	CLUB	W-L	ERA	G	GS	CG	SHO	SV	IP	H	R	ER	HR	HB	BB	SO	WP	BK	AVG
2018	Burlington	0-0	1.59	3	3	0	0	0	11.1	9	3	2	0	1	2	14	0	0	.209
	Lexington	5-1	1.58	9	9	0	0	0	40.0	35	9	7	1	0	6	47	2	1	.243
2019	Wilmington	5-2	3.10	15	15	0	0	0	78.1	76	28	4	1	23	77	6	1	.252	
	Surprise@	0-0	1.00	3	3	0	0	0	9.0	6	1	1	0	0	3	12	0	.200	
	Burlington@	1-0	4.00	2	2	0	0	0	9.0	13	4	4	1	0	3	7	0	.361	

2020 KANSAS CITY

Did not pitch

Minor League Totals	11-3	2.50	32	32	0	0	0	0	147.2	139	45	41	6	2	37	157	8	2	.251
----------------------------	------	------	----	----	---	---	---	---	-------	-----	----	----	---	---	----	-----	---	---	------

@ - Minor League injury rehab

CAREER TRANSACTIONS

2018 Selected by the Kansas City Royals in the first round (34th overall) of the First-Year Player Draft...signed by Jim Farr

ALEC MARSH



ALEC MARSH

#96 • RIGHT-HANDED PITCHER

BATS
RIGHT

THROWS
RIGHT

HEIGHT
6-3

WEIGHT
220

BORN: MAY 14, 1998 | WAUKESHA, WIS. | OD AGE: 22

SELECTED: SECOND ROUND, 2019 DRAFT | MLB SERVICE: 0 DAYS

2020 SEASON

- Pitched for Eastern Reyes del Tigre in the Constellation Energy League, which operated in Texas during July and August...went 0-1 with a 4.50 ERA (2 ER in 4.0 IP), collecting six strikeouts.
- Participated in the Royals' Postseason Camp at Kauffman Stadium in October.

CAREER HIGHLIGHTS

- Enters the 2021 season rated as the No. 12 prospect in the Royals' system according to *Baseball America*... also listed as having the "Best Curveball" among Royals prospects in the publication's Best Tools survey.
- 2019:** Made 13 starts for Idaho Falls (Rookie) in his first professional season, going 0-1 with a 4.05 ERA (15 ER in 33.1 IP) with 38 strikeouts (10.3 K/9), compared to just four walks.
- Did not walk a batter in his first five starts, and surrendered just one free pass in his first eight outings (20.1 innings).
- Did not allow a run over his final three starts (9.0 IP), after allowing a total of six earned runs in a span of two outings (Aug. 9-15).
- Posted a 2.25 ERA (6 ER in 24.0 IP) with one walk and 27 strikeouts in his nine home starts.
- Held left-handed batters to a .208 average (11-for-53), with one home run.

MISC NOTES

- Full name is **Alec Tylar Michael Marsh**...resides in Milwaukee, Wisconsin, during the offseason.
- Graduated from Ronald Reagan High School in Milwaukee in 2016...posted a 1.21 ERA, while batting .474 during his senior campaign, which he served as team captain.
- Attended Arizona State University, where he was named to the Golden Spikes Award Midseason Watch List and the Collegiate Baseball Hall of Fame Watch List of the National Pitcher of the Year as a junior in 2019...went 9-3 with a 3.17 ERA (34 ER in 96.2 IP) in 16 outings as a junior, including three double-digit strikeout efforts...tossed a three-hit complete game with nine strikeouts in a 4-1 win vs. Oregon State on April 12, 2019.

CAREER PITCHING

YEAR	CLUB	W-L	ERA	G	GS	CG	SHO	SV	IP	H	R	ER	HR	HB	BB	SO	WP	BK	AVG
2019	Idaho Falls	0-1	4.05	13	13	0	0	0	33.1	30	16	15	5	0	4	38	3	0	.238
2020	KANSAS CITY	Did not pitch																	

CAREER TRANSACTIONS

2019 Selected by the Kansas City Royals in the second round of the First-Year Player Draft...signed by Ken Muñoz

SEULY MATIAS



SEULY MATIAS

#99 • OUTFIELDER

BATS
RIGHT

THROWS
RIGHT

HEIGHT
6-3

WEIGHT
235

BORN: SEPT. 4, 1998 | LA ISABELA, D.R. | OD AGE: 22

SIGNED: INTERNATIONAL FREE AGENT, JULY 4, 2015 | MLB SERVICE: 0 DAYS

2020 SEASON

- Spent the season at the Royals' alternate training site in Kansas City, Kansas.
- Also participated in the club's postseason camp at Kauffman Stadium.

HONORS AND AWARDS

- 2018 Lexington co-Player of the Year
- 2018 MiLB.com Organization All-Star
- 2018 SiriusXM All-Star Futures Game selection
- 2018 South Atlantic League midseason/postseason All-Star

CAREER HIGHLIGHTS

- Rated as the No. 24 prospect in the Royals' system by *Baseball America*...also listed as being the "Best Power Hitter" and having the "Best Outfield Arm" in the organization by the same publication.
- 2019:** Limited to just 57 games with Wilmington (A+)... placed on the injured list on June 13 and did not return during the regular season.
- Recorded his sixth career multi-homer game on April 14 at Carolina, hitting a two-run shot and a solo home run in a 5-1 triumph.
- Hit all four of his home runs for the season in the month of April.
- 2018:** Named Lexington's (A) co-Player of the Year, hitting 31 home runs, which were sixth most in the Minor Leagues, despite playing just 94 games.
- His home run total was the highest by a Royals minor league player since Matt Fields also clubbed 31 dingers in 2013 with Northwest Arkansas (AA).
- Suffered a season-ending injury on Aug. 13, at which point he was tied for the Minor League lead in home runs.
- Went deep in each of his first three games, including a pair of roundtrippers on Opening Day, April 5 vs. Charleston...also recorded multi-homer efforts on May 10 vs. Delmarva, June 2 vs. Augusta and July 26 at Asheville.
- Named a South Atlantic League midseason and postseason All-Star...also participated in the SiriusXM All-Star Futures Game in Washington, D.C., going 2-for-3 with a home run.
- Tabbed an MiLB.com Organization All-Star.
- 2017:** Spent the entire year with Burlington (Rookie), his first full season in the United States.
- Tied for the Appalachian League lead with five sacrifice flies.
- 2016:** Opened the year with the Dominican Royals, but was moved to Surprise (Rookie) on June 20.
- Tied for the Arizona League lead in home runs (8), tied for second in extra-base hits (21) and tied for third in total bases (82).

MISC NOTES

- Seuly Matias** (pronounced: seh-oooh-lee mah-TEE-as) resides in La Isabela, Puerto Plata, Dominican Republic.

CAREER BATTING

YEAR	CLUB	AVG	G	AB	R	H	2B	3B	HR	RBI	SAC	SF	HBP	BB	SO	SB	CS	OBP	SLG	E
2016	Dominican Royals	.125	7	24	2	3	1	0	0	2	0	0	1	2	13	0	0	.222	.167	1
	Surprise	.250	46	172	32	43	11	2	+8	29	0	0	4	22	73	2	4	.348	.477	5
2017	Burlington	.243	57	222	27	54	13	3	7	36	0	5	3	16	72	2	1	.297	.423	6
2018	Lexington	.231	94	338	62	78	13	1	31	63	0	2	12	24	131	6	0	.303	.550	5
2019	Wilmington	.148	57	189	23	28	10	4	4	22	1	2	4	25	98	2	4	.259	.307	3
2020	KANSAS CITY	Did not play																		
Minor League Totals		.218	261	945	146	206	48	10	50	152	1	9	24	89	387	12	9	.299	.449	20

+ - Tied for league lead

CAREER TRANSACTIONS

2015 Signed by the Kansas City Royals as an international free agent, July 4...signed by Fausto Morel



ERICK MEJIA

#26 • INFILDER/OUTFIELDER

BATS
SWITCH

THROWS
RIGHT

HEIGHT
5-11

WEIGHT
195

BORN: NOV. 9, 1994 | VILLA MELLA, D.R. | OD AGE: 26

SIGNED: MINOR LEAGUE FREE AGENT, DEC. 21, 2020 | MLB SERVICE: 91 DAYS

2020 SEASON

- ☞ Made the Royals' Opening Day roster for the first time and played in eight games, including stints from July 24-Aug. 6 and Sept. 16-23.
- ☞ Made all three of his starts at third base, and also appeared in one game at second base and two in left field...in the first 17 games of his career, he's played five different positions: second base (2 times), third base (4 times), shortstop (1 time), left field (2 times) and center field (7 times).
- ☞ Collected his only hit of the year on Sept. 20 at Milwaukee, doubling to lead off the sixth and snap an 0-for-13 skid, which dated back to the end of 2019.
- ☞ Recorded his lone steal on Sept. 16 at Detroit off Daniel Norris and Eric Haase, after reaching base via catcher's interference.

HONORS AND AWARDS

- **First MLB hit:** Sept. 15, 2019 vs. Houston, single off Framber Valdez
- 2019 Omaha Player of the Year
- 2019 MiLB.com Organization All-Star
- 2018 Texas League midseason All-Star
- 2016 California League postseason All-Star

CAREER HIGHLIGHTS

- ☞ **2019:** Selected from Omaha on Sept. 3, and made his Major League debut on Sept. 5 vs. Detroit...played in nine games with the Royals, batting .227 (5-for-22) with a double, four RBI and three runs scored.
- ☞ Recorded his first hit on Sept. 15 vs. Houston, with an RBI infield single off Framber Valdez...collected RBI in four of his last seven games.
- ☞ Named the Omaha (AAA) Player of the Year, leading the club in batting average, runs, hits, total bases (189), doubles and RBI...also ranked tied for fourth in the Pacific Coast League in games played and ninth in at-bats.
- ☞ Tabbed an Organization All-Star by MiLB.com for the first time in his career.
- ☞ Appeared in games with Omaha at five different positions: second base (31), third base (21), shortstop (35), center field (29) and right field (8).
- ☞ **2018:** Prior to the season, acquired by the Royals from the Los Angeles Dodgers, along with RHP Trevor Oaks as part of a three-team deal that also included the Chicago White Sox on Jan. 4.
- ☞ Spent the whole year at Northwest Arkansas (AA), playing in a career-high 136 games, which led the Texas League...also led the league in at-bats (540), ranked second in runs scored (79), third in steals (34), tied for third in triples (7) and tied for sixth in hits (142).
- ☞ Named a Texas League midseason All-Star, starting the annual game at second base for the North Division.
- ☞ His 79 runs scored were tied with Nick Pratto (Wilmington) for the most among Royals minor league players, while his hit total ranked fourth.
- ☞ Appeared in games at second base (63), shortstop (59) and center field (14), his first time playing the outfield in his professional career.
- ☞ **2017:** Split the season between Rancho Cucamonga and Tulsa (AA), while also appearing in one game at Oklahoma City (AAA) in the Dodgers' system...played in 127 games, making starts at shortstop (46), third base (39) and second base (30).
- ☞ Ranked third in the Texas League with 25 stolen bases in 29 attempts (86.2%)...his 28 thefts overall were third-most among Dodgers' minor league players.
- ☞ Named Texas League Player of the Week on July 30...batted .440 (11-for-25) with two doubles, four homers and seven RBI during the week of July 24-30.
- ☞ **2016:** Played in 124 games at Rancho Cucamonga, making 110 starts at shortstop and 13 at second base.
- ☞ Named a California League postseason All-Star, batting .317/.375/.422 (85-for-268) after the break...tied for the league lead in triples (12), while ranking fifth in hits (146), eighth in runs scored (78) and tied for 10th in steals (24).
- ☞ Acquired by the Dodgers from Seattle on Jan. 12, in exchange for RHP Joe Wieland.
- ☞ **2015:** Limited to just 51 games in 2015 due to injury...played in 36 games for Everett (Rookie), going 18-for-18 in stolen bases, which tied for 10th in the Northwest League.
- ☞ Earned the league's Player of the Week honors on Aug. 3...hit .416 (10-for-24) with two doubles, a triple and five runs scored the week of July 28-Aug. 3.

MISC NOTES

- ☞ Full name is **Erick Augusto Mejia**...resides in Villa Mella, Dominican Republic, during the offseason.

CAREER BATTING

YEAR	CLUB	AVG	G	AB	R	H	2B	3B	HR	RBI	SAC	SF	HBP	BB	SO	SB	CS	OBP	SLG	E
2012	Dominican Mariners	.182	13	44	9	8	2	2	0	8	0	0	0	8	7	3	2	.308	.318	11
2013	Dominican Mariners	.261	24	88	16	23	3	1	0	3	1	1	1	14	10	11	7	.365	.318	8
	Arizona Mariners	.360	7	25	4	9	2	0	0	2	2	0	0	2	5	2	0	.407	.440	0
2014	Arizona Mariners	.283	38	127	23	36	3	6	1	13	3	1	0	16	25	13	2	.361	.425	6
2015	Clinton	.269	6	26	5	7	0	1	0	3	1	0	0	0	4	0	0	.269	.346	4
	Arizona Mariners@	.417	5	12	4	5	1	0	0	2	1	0	0	1	2	2	1	.462	.500	0
	Tacoma	.000	4	5	1	0	0	0	0	0	0	0	0	0	3	0	0	.000	.000	0
	Everett	.282	36	131	24	37	5	1	0	11	2	0	0	16	22	18	0	.361	.336	7
2016	Rancho Cucamonga	.287	124	509	78	146	18	+12	4	47	4	1	1	43	110	24	15	.343	.393	41
2017	Rancho Cucamonga	.230	24	87	14	20	4	1	1	11	1	1	0	8	19	3	0	.292	.333	4
	Tulsa	.289	102	356	61	103	17	3	7	30	5	3	2	37	78	25	4	.357	.413	21
	Oklahoma City	-	1	0	0	0	0	0	0	0	0	0	0	0	0	0	0	-	-	0
2018	Northwest Arkansas	.263	*136	*540	79	142	27	7	5	59	14	3	2	43	98	34	17	.318	.367	24
2019	Omaha	.271	128	495	83	134	22	6	7	63	5	3	3	50	103	19	6	.339	.382	15
	KANSAS CITY	.227	9	22	3	5	1	0	0	4	0	1	0	4	7	0	0	.333	.273	0
2020	KANSAS CITY	.071	8	14	1	1	1	0	0	0	1	0	0	0	7	1	0	.071	.143	1
	Minor League Totals	.274	648	2445	401	670	104	40	25	252	39	13	9	238	486	154	54	.339	.380	141
	Major League Totals	.167	17	36	4	6	2	0	0	4	1	1	0	4	14	1	0	.244	.222	1

* - Led league; + - Tied for league lead; @ - Minor League injury rehab

CAREER TRANSACTIONS

- 2012 Signed by the Seattle Mariners as an international free agent, June 30
- 2016 Acquired by the Los Angeles Dodgers for RHP Joe Wieland, Jan. 12
- 2018 Acquired by the Kansas City Royals along with RHP Trevor Oaks as part of a three-team trade, Jan. 4...the Royals sent LHP Scott Alexander, RHP Joakim Soria and cash to the Dodgers...the Dodgers sent Soria, LHP Luis Avilán and cash to the Chicago White Sox for INF Jake Peter
- 2019 Signed by the Kansas City Royals as a minor league free agent, Dec. 17
- 2020 Signed by the Kansas City Royals as a minor league free agent, Dec. 21

CAREER FIELDING

POSITION	PCT.	G	TC	PO	A	E	DP
Second Base	1.000	2	3	1	2	0	0
Third Base	.875	4	8	2	5	1	1
Shortstop	1.000	1	1	1	0	0	0
Outfield	1.000	9	23	23	0	0	0

ROYALS 2020 STARTS BY POSITION

- Pitcher:** Ronald Bolaños (0-2), Kris Bubic (2-8), Danny Duffy (5-6), Matt Harvey (1-3), Carlos Hernández (2-1), Jakob Junis (2-4), Brad Keller (6-3), Ian Kennedy (0-1), Mike Montgomery (1-0), Brady Singer (7-5), Kyle Zimmer (0-1)
- Catcher:** Cam Gallagher (9-10), Óscar Hernández (0-1), Salvador Perez (16-17), Meibrys Viloria (1-6)
- First Base:** Hunter Dozier (13-11), Maikel Franco (0-1), Ryan McBroom (2-7), Ryan O'Hearn (11-14), Salvador Perez (0-1)
- Second Base:** Nicky Lopez (24-26), Whit Merrifield (2-8)
- Third Base:** Maikel Franco (20-31), Kelvin Gutierrez (2-1), Erick Mejia (1-2), Matt Reynolds (3-0)
- Shortstop:** Nicky Lopez (0-1), Adalberto Mondesi (26-33)
- Left Field:** Franchy Cordero (0-1), Hunter Dozier (1-1), Alex Gordon (21-27), Ryan McBroom (2-0), Whit Merrifield (0-2), Edward Olivares (2-2), Brett Phillips (0-1)
- Center Field:** Franchy Cordero (3-0), Nick Heath (3-1), Whit Merrifield (8-12), Edward Olivares (5-5), Brett Phillips (3-4), Bubba Starling (4-12)
- Right Field:** Franchy Cordero (1-3), Hunter Dozier (6-12), Whit Merrifield (16-12), Edward Olivares (0-2), Jorge Soler (3-5)
- Designated Hitter:** Franchy Cordero (1-0), Maikel Franco (6-2), Ryan McBroom (2-6), Ryan O'Hearn 2-4), Salvador Perez (2-1), Jorge Soler (13-21)

MJ MELENDEZ



MJ MELENDEZ

#70 • CATCHER

BATS
LEFT

THROWS
RIGHT

HEIGHT
6-1

WEIGHT
190

BORN: NOV. 29, 1998 | DAYTONA BEACH, FLA. | OD AGE: 22

SELECTED: SECOND ROUND, 2017 DRAFT | MLB SERVICE: 0 DAYS

2020 SEASON

- Spent the season at the Royals' Alternate Training Site in Kansas City, Kansas.
- A non-roster invitee to Major League Spring Training... appeared in 10 Cactus League games, going 3-for-16

- (188) with a homer and five RBI.
- Also participated in the club's Postseason Camp at Kauffman Stadium in October.

HONORS AND AWARDS

- 2019 Frank White Defensive Player of the Year
- 2019 Carolina League midseason All-Star
- 2018 Mike Sweeney Award winner
- 2018 MiLB.com Organization All-Star
- 2018 South Atlantic League midseason All-Star

CAREER HIGHLIGHTS

- Rated as the No. 16 prospect in the Royals' system entering the 2021 season, according to *Baseball America*...also tabbed the "Best Defensive Catcher" by the same publication.
- 2019:** Spent the entire season with Wilmington (A+), playing in 110 games, which ranked third among Carolina League catchers.
- Named a Carolina League midseason All-Star, entering the game as a reserve.
- Threw out 36-of-60 would-be basestealers (60.0%)... his caught stealing total ranked fourth in the Carolina League, while he was the only catcher in the league to throw out better than 50% (min. 10 attempts).
- Hit his second professional grand slam on June 3 at Myrtle Beach, a go-ahead blast in the fifth inning of a 9-5 triumph.
- 2018:** Played the full season with Lexington (A), earning co-Player of the Year honors with Seuly Matias...also named a MiLB.com Organization All-Star and a South Atlantic League mid-season All-Star.
- Starting catcher for the South Division in the SAL All-Star Game, going 1-for-2 with a run scored.
- Ranked third in the league in triples (9), fourth in RBI (73), fifth in homers (19), total bases (206) and slugging

- (.492) and seventh in OPS (.814).
- Named SAL Player of the Week on May 20, after going 10-for-24 (.417) with a double, a triple, four homers and eight RBI over six games in the previous week.
- Collected 42 of his 54 extra-base hits against right-handed pitching, slugging .523.
- Recorded his first two career multi-homer games: May 18 at West Virginia and on Aug. 28 vs. Augusta...in the May 18 game, established a career high with 10 total bases, collecting a double and two homers, going 3-for-5.
- Drove in a career-high six runs on May 21 vs. Rome, which included a three-run homer and a pair of RBI doubles.
- Entered the season as the No. 6 prospect in the Royals' minor league system, according to *Baseball America*.
- 2017:** Rated as the 13th-best prospect in the Arizona League by *Baseball America*, while playing for Surprise (Rookie).
- Batted .262/.374/.417 (44-for-168) with eight doubles, three triples and four homers...reached safely in 41 of his 47 games, while he led Surprise in on-base percentage (min. 100 plate appearances), tied for the team lead in homers and ranked second in RBI.

MISC NOTES

- Mervyl S. Melendez, Jr.**, resides in Miami, Florida, during the offseason.
- Graduated from Westminster Christian High School (Fla.), after transferring from his Alabama high school to play closer to his father, Mervyl, Sr., who is the head

- coach at Florida International University...batted .391 with eight home runs and 29 RBI as a senior.
- Ranked as the third-best catcher in the 2017 First-Year Player Draft, according to MLB.com.

CAREER BATTING

YEAR	CLUB	AVG	G	AB	R	H	2B	3B	HR	RBI	SAC	SF	HBP	BB	SO	SB	CS	OBP	SLG	E	
2017	Surprise	.262	47	168	25	44	8	3	4	30	0	0	4	26	60	4	2	.374	.417	4	
2018	Lexington	.251	111	419	52	105	26	9	19	73	0	6	4	43	143	4	6	.322	.492	13	
2019	Wilmington	.163	110	363	34	59	23	2	9	54	3	4	5	44	165	7	5	.260	.311	6	
2020	KANSAS CITY	Did not play																			
Minor League Totals		.219	268	950	111	208	57	14	32	157	3	10	13	113	368	15	13	.308	.409	23	

CAREER TRANSACTIONS

2017 Selected by the Kansas City Royals in the second round of the First-Year Player Draft...signed by Alex Mesa

ANDERSON MILLER



ANDERSON MILLER

#98 • OUTFIELDER

BATS
LEFT

THROWS
LEFT

HEIGHT
6-3

WEIGHT
215

BORN: MAY 6, 1994 | LEXINGTON, KY. | OD AGE: 26

SELECTED: THIRD ROUND, 2015 DRAFT | MLB SERVICE: 0 DAYS

2020 SEASON

🏆 Participated in the club's postseason camp at Kauffman Stadium.

HONORS AND AWARDS

• 2018 South Atlantic League midseason All-Star

• 2018 South Atlantic League All-Star Game "Top Star"

CAREER HIGHLIGHTS

🏆 **2019:** Spent a second-straight year with Northwest Arkansas (AA), appearing in 86 games...placed on the Injured List on Aug. 5 and missed the remainder of the season.

🏆 Started 44 games in left field, 23 in right field and one in center...collected three outfield assists (all from right field).

🏆 Through his first 31 games (May 19), slashed .346/.395/.433 (36-for-104) with two doubles, two triples, a homer and 15 runs scored...however, he hit just .197 (40-for-203) after that.

🏆 Collected multiple hits in six-straight games (May 14-19), batting .542 (13-for-24) with a double, triple and homer in that stretch.

🏆 **2018:** Played the full year with Northwest Arkansas, appearing in 120 games...set career highs in, doubles (22), homers (13) and total bases (179).

🏆 Tied for ninth in the Texas League with four triples.

🏆 Named TL Player of the Week on Aug. 19, after batting .438/.500/.750 (7-for-16) in five games.

🏆 Recorded his first multi-homer game on June 13 at Tulsa, blasting a three-run homer in the first inning and a solo shot in the third...marked one of two four-RBI games (also April 6 vs. Corpus Christi).

🏆 **2017:** Opened the season at Wilmington (A+), but was promoted to Double-A for the first time on June 26...played in a career-high 128 games combined, which ranked eighth among Royals farmhands.

🏆 Posted a .378 on-base percentage in his 70 games with Wilmington, which would have ranked third in the Carolina League, but he was 49 plate appearances shy of qualifying.

🏆 Earned Carolina League midseason All-Star honors and was also named the league's Player of the Week, May 14.

🏆 Had a Carolina League leading 30-game on-base streak from April 14-May 15, in which he slashed .308/.386/.521 (36-for-117) with 11 extra-base hits and 20 RBI.

🏆 **2015:** In his first professional season, reached Lexington (A), after playing in a combined 11 games at Burlington (Rookie) and Surprise (Rookie).

MISC NOTES

🏆 Full name is **Anderson Latrell Miller**...resides in Louisville, Kentucky, during the offseason.

🏆 Graduated from Lafayette High School in Lexington, Kentucky, in 2012...batted .417 as a senior and also went 5-1 with a 1.71 ERA on the mound, earning first team all-state honors.

🏆 Attended Western Kentucky University, where he suffered a season-ending shoulder injury in his 17th game as a freshman...returned to hit .335/.404/.475 as a sophomore, earning second-team All-Sun Belt Conference honors.

CAREER BATTING

YEAR	CLUB	AVG	G	AB	R	H	2B	3B	HR	RBI	SAC	SF	HBP	BB	SO	SB	CS	OBP	SLG	E
2015	Arizona Royals	.333	1	3	1	1	0	0	0	1	0	0	0	0	0	0	0	.333	.333	0
	Burlington	.342	10	38	6	13	3	0	2	7	0	0	1	0	7	3	0	.359	.579	0
	Lexington	.260	43	169	15	44	8	1	2	21	0	1	1	14	28	0	1	.319	.355	1
2016	Lexington	.284	43	155	24	44	12	1	3	18	2	0	1	22	51	3	1	.376	.432	0
	Wilmington	.201	38	144	18	29	8	3	3	16	2	1	1	12	50	5	0	.266	.361	2
2017	Wilmington	.290	70	269	37	78	11	4	7	37	0	0	2	36	60	15	2	.378	.439	2
	Northwest Arkansas	.230	58	213	17	49	8	0	2	19	1	1	1	9	56	3	2	.263	.296	3
2018	Northwest Arkansas	.255	120	432	50	110	22	4	13	46	2	2	1	33	83	10	8	.308	.414	1
2019	Northwest Arkansas	.248	86	307	33	76	8	3	5	27	1	1	2	19	86	10	6	.295	.342	6
2020	KANSAS CITY	Did not play																		
Minor League Totals		.257	469	1730	201	444	80	16	37	192	8	6	10	145	421	49	20	.317	.386	15

CAREER TRANSACTIONS

2015 Selected by the Kansas City Royals in the third round of the First-Year Player Draft...signed by Mike Farrell



NOAH MURDOCK

#83 • RIGHT-HANDED PITCHER

BATS
RIGHT

THROWS
RIGHT

HEIGHT
6-8

WEIGHT
205

BORN: AUG. 20, 1998 | HENRICO, VA. | OD AGE: 22

SELECTED: SEVENTH ROUND, 2019 DRAFT | MLB SERVICE: 0 DAYS

2020 SEASON

👑 Participated in the club's postseason camp at Kauffman Stadium.

CAREER HIGHLIGHTS

- 👑 Enters the year as the No. 17 prospect in the Royals' minor league system, according to *Baseball America*.
- 👑 **2019:** Spent his first professional season with Burlington (Rookie), going 3-1 with a 2.17 ERA (9 ER in 37.1 IP) over 11 outings (six starts).
- 👑 Among Appalachian League pitchers who worked at least 35.0 innings, he ranked second in ERA and ninth in K/9 (10.37).
- 👑 All three of his wins came as a long reliever: July 17 vs. Bluefield (4.1 IP), July 29 vs. Elizabethton (3.0 IP) and Aug. 11 at Greeneville (3.0 IP)...posted a 0.55 ERA (1 ER in 16.1 IP) with 20 strikeouts out of the bullpen.
- 👑 Over his final eight outings of the year, went 3-0 with a 1.33 ERA (4 ER in 27.0 IP), which included four starts...held the opposition to a .225 average, after they hit .300 (12-for-40) in his first three appearances.
- 👑 Held left-handed batters to a .203 average (13-for-64) with no home runs...however, righties hit .282 (22-for-78) with a pair of homers against him.

MISC NOTES

- 👑 Full name is **Noah James Murdock**...resides in Colonial Heights, Virginia, during the offseason.
- 👑 Graduated from Colonial Heights High School in 2016...led his high school to its first volleyball state championship as a senior and was named Virginia Player of the Year.
- 👑 Selected by the Washington Nationals in the 38th round of the 2016 First-Year Player Draft, but did not sign.
- 👑 Attended the University of Virginia, where he was named to the Atlantic Coast Conference (ACC) All-Freshman Team...held opponents to a .219 average in his first season...missed parts of 2017-18 due to injury...in 13 starts as a junior, collected 66 strikeouts in 69.2 innings.

CAREER PITCHING

YEAR	CLUB	W-L	ERA	G	GS	CG	SHO	SV	IP	H	R	ER	HR	HB	BB	SO	WP	BK	AVG
2019	Burlington	3-1	2.17	11	6	0	0	0	37.1	35	12	9	2	4	11	43	1	0	.246
2020	KANSAS CITY								Did not pitch										

CAREER TRANSACTIONS

2019 Selected by the Kansas City Royals in the seventh round of the First-Year Player Draft...signed by Jim Farr



ERICK PEÑA

#79 • OUTFIELDER

BATS
LEFT

THROWS
RIGHT

HEIGHT
6-3

WEIGHT
200

BORN: FEB. 20, 2003 | SANTO DOMINGO, D.R. | OD AGE: 18

SIGNED: INTERNATIONAL FREE AGENT, JULY 3, 2019 | MLB SERVICE: 0 DAYS

2020 SEASON

👑 Participated in the Royals' postseason camp at Kauffman Stadium, which was his first season in professional baseball.

CAREER HIGHLIGHTS

👑 Tabbed the No. 7 prospect in the Royals' organization by *Baseball America*.

👑 Ranked as the No. 3 international signing by *Baseball America*, signing with KC on July 3.

👑 **2019:** Participated in Royals' instructional league during the fall.

MISC NOTES

👑 Full name is **Erick Fernando Peña Cordero**...resides in Santo Domingo, Dominican Republic, during the offseason.

👑 Had a verbal commitment to Florida International University, but opted to sign with the Royals instead.

👑 Named to the U14 National Showcase Top Prospect List by Perfect Game and was selected to the 14U Perfect Game Select Baseball Festival in 2017.

CAREER BATTING

YEAR	CLUB	AVG	G	AB	R	H	2B	3B	HR	RBI	SAC	SF	HBP	BB	SO	SB	CS	OBP	SLG	E	
2020	KANSAS CITY																				Did not play

CAREER TRANSACTIONS

2019 Signed by the Kansas City Royals as an international free agent, July 3...signed by Edis Perez

ROYALS ROOKIES OF THE YEAR

Year	Player	Position	Award
1969	Lou Piniella	OF	Jackie Robinson Rookie of the Year (BBWAA)
1989	Tom Gordon	RHP	Baseball Digest, USA TODAY
1994	Bob Hamelin	1B/DH	Jackie Robinson Rookie of the Year (BBWAA), The Sporting News, Baseball Digest
1999	Carlos Beltrán	OF	Jackie Robinson Rookie of the Year (BBWAA), The Sporting News, Baseball America,
2000	Mark Quinn	OF	The Sporting News
2003	Angel Berroa	SS	Jackie Robinson Rookie of the Year (BBWAA), Players Choice Awards
2011	Eric Hosmer	1B	Negro Leagues Baseball Museum



Lou Piniella (1969)
Louis Requena/Getty Images

NICK PRATTO



NICK PRATTO

#88 • INFILDER

BATS
LEFT

THROWS
LEFT

HEIGHT
6-1

WEIGHT
215

BORN: OCT. 6, 1998 | HUNTINGTON BEACH, CALIF. | OD AGE: 22

SELECTED: FIRST ROUND (14TH OVERALL), 2017 DRAFT | MLB SERVICE: 0 DAYS

2020 SEASON

Spent the year at the Royals' alternate training site in Kansas City, Kansas.

Also participated in the club's postseason camp at Kauffman Stadium.

HONORS AND AWARDS

- 2018 Frank White Defensive Player of the Year
- 2018 South Atlantic League midseason All-Star

- 2018 South Atlantic League All-Star Game "Top Star"

CAREER HIGHLIGHTS

Enters the year as the No. 13 prospect in the Royals' minor league system, according to *Baseball America*... also listed as the "Best Defensive Infielder" among Royals farmhands according to the Best Tools survey by the publication.

2019: Spent the entire season with Wilmington (A+), helping the Blue Rocks win the Carolina League championship.

Hit a career-low .191 for the season, with 21 doubles, a triple, nine homers...ranked ninth in the league in games played (124), including the most at first base (123).

2018: Entered the year as the No. 1 prospect in the Royals organization, according to *Baseball America*.

Named a South Atlantic League midseason All-Star and was "Top Star" of the All-Star Game, going 2-for-5 with a two-run homer and four RBI for the South Division.

Among South Atlantic League hitters, ranked second in runs scored (79), tied for second in doubles (33), third in hits (136), third in total bases (215), fourth in games (127) and fifth in extra-base hits (49).

Earned the Frank White Defensive Player of the Year Award, which recognizes the organization's top defensive player.

Recorded a career-high four hits (4-for-5) on Aug. 27 vs. Augusta...doubled and drove in three runs in Lexington's 18-3 triumph.

2017: Named Surprise (Rookie) Player of the Year, leading the club in RBI (34), tying for the team lead in homers (4) and ranking second in hits (49).

MISC NOTES

Full name is **Nicholas Michael Pratto**...resides in Huntington Beach, California, during the offseason.

Graduated from Huntington Beach High School in 2017...batted .318 with seven home runs as a senior and was rated as the "Best High School Hitter" in the 2017 Draft, according to *Baseball America*.

Played for Team USA's 18U National Team in 2015-16, helping the squad to back-to-back World Championships.

Collected a walk-off RBI single with the bases loaded to defeat Japan in the 2011 Little League World Series Championship.

Bypassed a scholarship to play baseball at the University of Southern California when he signed with the Royals.

When he was drafted, became just the third high school first baseman to be selected in in the Top 15 since 2009, joining Dominic Smith (Mets, 11th overall, 2013) and Josh Naylor (Miami, 12th overall, 2015).

CAREER BATTING

YEAR	CLUB	AVG	G	AB	R	H	2B	3B	HR	RBI	SAC	SF	HBP	BB	SO	SB	CS	OBP	SLG	E
2017	Surprise	.247	52	198	25	49	15	3	4	34	0	5	3	24	58	10	4	.330	.414	11
2018	Lexington	.280	127	485	79	136	33	2	14	62	0	4	3	45	150	22	5	.343	.443	14
2019	Wilmington	.191	124	419	48	80	21	1	9	46	0	2	2	49	164	17	7	.278	.310	8
2020	KANSAS CITY	Did not play																		
Minor League Totals		.240	303	1102	152	265	69	6	27	142	0	11	8	118	372	49	16	.316	.387	33

CAREER TRANSACTIONS

2017 Selected by the Kansas City Royals in the first round (14th overall) of the First-Year Player Draft...signed by Rich Amaral

EMMANUEL RIVERA



EMMANUEL RIVERA

#73 • INFILDER

BATS
RIGHT

THROWS
RIGHT

HEIGHT
6-2

WEIGHT
225

BORN: JUNE 29, 1996 | MAYAGUEZ, P.R. | OD AGE: 24

SELECTED: 19TH ROUND, 2015 DRAFT | MLB SERVICE: 0 DAYS

2020 SEASON

- Participated in the Royals' postseason camp at Kauffman Stadium.
- Non-roster invitee to Major League Spring Training... appeared in six Cactus League games, going 1-for-9.
- Played for Indios de Mayaguez in the Puerto Rican Winter League, batting .292 (19-for-65) with six doubles, three homers and 12 runs scored in 17 games...also played in four games for Puerto Rico in the Caribbean Series.

HONORS AND AWARDS

- 2019 MiLB.com Organization All-Star
- 2017 South Atlantic League postseason All-Star
- 2017 Puerto Rican Winter League postseason All-Star/Rookie of the Year

CAREER HIGHLIGHTS

- 2019:** Spent the entire year with Northwest Arkansas (AA), leading the Texas League in games played (131) and ranking sixth in hits (128)...made 117 starts at third base.
- Slashed .337/.379/.461 (30-for-89) with five doubles, two homers and 15 RBI vs. left-handed pitching.
- Collected a career-high five RBI twice: April 29 at Midland and June 19 vs. Amarillo...in the June 19 contest, also matched a career best with four hits, going 4-for-5 with a three-run homer.
- Played in 31 games for Indios de Mayaguez in the Puerto Rican Winter League...slashed .309/.353/.439 (38-for-123) with eight extra-base hits and 14 RBI.
- 2018:** Opened the year with Wilmington (A+), but missed five weeks of action (May 28-July 6) with an oblique injury...played in seven games with Surprise (Rookie) as part of a rehab assignment.
- Among qualifying Carolina League hitters, his .280 average (105-for-375) ranked ninth.
- 2017:** Named Lexington Player of the Year, leading the South Atlantic League in batting average (.310) and hits (144)...also ranked fifth in on-base percentage (.364) and slugging percentage (.468).
- Tabbed a postseason All-Star by the SAL and an Organization All-Star by MiLB.com.
- Set career highs with 27 doubles, 12 homers and his team-leading 72 RBI, which were third most by a Royals minor league player.
- Slashed .322/.384/.480 (73-for-227) with 17 doubles, two triples, five homers and 34 RBI after the All-Star break.
- 2016:** Named Puerto Rican Winter League Rookie of the Year and an All-Star...led the league in on-base percentage (.393), ranked second in batting average (.330) and fifth in slugging (.413).

MISC NOTES

- Full name is **Emmanuel Miguel Rivera**...resides in Mayaguez, Puerto Rico during the offseason.
- Attended Universidad Interamericana in 2015, prior to being selected by the Royals.
- Graduated from Eugenio Maria de Hostas High School (Puerto Rico) in 2014.

CAREER BATTING

YEAR	CLUB	AVG	G	AB	R	H	2B	3B	HR	RBI	SAC	SF	HBP	BB	SO	SB	CS	OBP	SLG	E
2015	Surprise	.174	38	115	13	20	5	0	0	14	1	0	1	23	32	9	4	.317	.217	6
2016	Burlington	.249	58	217	25	54	13	4	2	27	0	3	2	21	44	7	3	.317	.373	8
2017	Lexington	.310	122	464	60	144	27	5	12	72	0	3	10	31	87	8	10	.364	.468	21
2018	Wilmington	.280	99	375	45	105	25	6	6	61	0	4	3	29	59	3	2	.333	.427	8
	Surprise@	.192	7	26	4	5	0	1	0	2	0	0	0	1	6	0	0	.222	.269	0
2019	Northwest Arkansas	.258	131	496	59	128	18	2	7	57	2	6	5	25	77	6	2	.297	.345	21
2020	KANSAS CITY	Did not play																		
Minor League Totals		.269	455	1693	206	456	88	18	27	233	3	16	21	130	305	33	21	.326	.390	64
@ - Minor league injury rehab																				

CAREER TRANSACTIONS

2015 Selected by the Kansas City Royals in the 19th round of the First-Year Player Draft...signed by Johnny Ramos

CARLOS SANABRIA



CARLOS SANABRIA

#74 • RIGHT-HANDED PITCHER

BATS
RIGHT

THROWS
RIGHT

HEIGHT
6-3

WEIGHT
200

BORN: JAN. 24, 1997 | LA VICTORIA, VENEZUELA | OD AGE: 24

SIGNED: MINOR LEAGUE FREE AGENT, DEC. 11, 2020 | MLB SERVICE: 31 DAYS

2020 SEASON

- Made his Major League debut with Houston, and pitched in two games: Aug. 5 at Arizona and Aug. 9 at Oakland, working the bottom of the eighth in both.
- Surrendered a two-run homer to Eduardo Escobar in his debut, also allowing a single and two walks before retiring the side.
- Pitched around a Robbie Grossman leadoff double and a two-out walk for a scoreless frame vs. the A's.
- Claimed off waivers by the Kansas City Royals on Oct. 30, but was granted free agency on Dec. 2...re-signed with the Royals as a minor league free agent on Dec. 11.

HONORS AND AWARDS

- 2019 Texas League midseason All-Star
- 2018 Midwest League midseason All-Star

CAREER HIGHLIGHTS

- 2019:** Opened the year with Fayetteville (A+), but was promoted to Corpus Christi (AA) on April 24, where he spent the remainder of the season.
- Made a combined 43 appearances...recorded an 11.61 K/9 (86 K in 66.2 IP), which led all Houston minor league pitchers who started 10 games or fewer.
- Tied for sixth in the Texas League in saves (6), while his strikeout rate (11.6) ranked seventh among pitchers who worked at least 50.0 innings.
- Named a Texas League midseason All-Star...pitched a scoreless fourth inning, collecting a strikeout.
- 2018:** Split the year between Quad Cities (A) and Buies Creek (A+)...ranked second among Houston farmhands in saves (10), eighth in appearances (36) and tied for ninth in strikeouts (73) among pitchers who started fewer than 10 games.
- Named a Midwest League midseason All-Star...suffered the loss in the game, being charged for the placed runner at second base in the 10th inning, despite retiring both batters he faced.
- Tallied a season-high six strikeouts (over 3.2 innings) at Clinton on May 30.
- 2017:** Spent the year with Quad Cities, making 12 starts and 19 appearances...didn't make his season debut until May 18.
- Pitched to a 6.29 ERA (17 ER in 24.1 IP) in his first six outings (four starts), while he posted a 3.67 ERA (23 ER in 56.1 IP) in his first 13 appearances (eight starts) of the season.
- Tallied a career-high eight strikeouts over 5.2 innings at Beloit on Aug. 22, allowing an unearned run on six hits, but took a no-decision.
- 2016:** Split the year between Greenville (Rookie) and Tri-City (A), making a combined 15 appearances (eight starts), going 2-3 with a 3.69 ERA (26 ER in 54.1 IP).

MISC NOTES

- Full name is **Carlos Miguel Sanabria Silva**...resides in Maracay, Venezuela during the offseason.

CAREER PITCHING

YEAR	CLUB	W-L	ERA	G	GS	CG	SHO	SV	IP	H	R	ER	HR	HB	BB	SO	WP	BK	AVG
2014	Dominican Astros Blue	0-0	0.00	4	0	0	0	0	4.2	3	1	0	0	1	4	4	1	0	.188
	Dominican Astros Orange	2-2	3.21	11	3	0	0	0	33.2	41	22	12	0	2	14	21	4	0	.301
2015	Gulf Coast Astros	2-5	4.71	15	7	0	0	0	49.2	51	31	26	3	1	20	31	9	3	.271
2016	Greenville	1-2	3.81	12	6	0	0	0	52.0	42	27	22	3	0	12	46	6	3	.221
	Tri-City	1-1	3.18	3	2	0	0	0	11.1	12	6	4	1	0	3	11	0	0	.267
2017	Quad Cities	4-4	4.46	19	12	0	0	2	80.2	75	44	40	6	2	47	78	8	2	.246
2018	Quad Cities	2-1	3.86	25	0	0	0	8	37.1	30	19	16	5	1	11	55	1	0	.217
	Buies Creek	1-0	4.50	11	0	0	0	2	18.0	16	9	9	1	1	12	18	1	0	.246
2019	Fayetteville	2-0	1.54	6	0	0	0	1	11.2	6	2	2	1	3	4	15	3	0	.140
	Corpus Christi	4-3	3.11	37	0	0	0	6	55.0	36	26	19	4	1	36	71	9	0	.185
2020	HOUSTON	0-0	9.00	2	0	0	0	0	2.0	3	2	2	1	0	3	2	2	0	.333
Minor League Totals		19-18	3.81	143	30	0	0	19	354.0	312	187	150	24	12	163	350	42	8	.236
Major League Totals		0-0	9.00	2	0	0	0	0	2.0	3	2	2	1	0	3	2	2	0	.333

CAREER TRANSACTIONS

- 2014 Signed by the Houston Astros as an international free agent, March 7...signed by Oz Ocampo and Oscar Alvarado
- 2020 Claimed by the Kansas City Royals off waivers, Oct. 30
Signed by the Kansas City Royals as a minor league free agent, Dec. 11

ERVIN SANTANA



ERVIN SANTANA

#54 • RIGHT-HANDED PITCHER

BATS
RIGHT

THROWS
RIGHT

HEIGHT
6-2

WEIGHT
175

BORN: DEC. 12, 1982 | SAN CRISTOBAL, D.R. | OD AGE: 38

SIGNED: MINOR LEAGUE FREE AGENT, DEC. 29, 2020 | MLB SERVICE: 13 YEARS, 123 DAYS

2020 SEASON

- Did not pitch in professional baseball during the season.
- Made five starts for Tigres del Licey in the Dominican

Winter League, posting a 2.61 ERA (6 ER in 20.1 IP), collecting 25 strikeouts (11.07 K/9).

HONORS AND AWARDS

- Two-time American League All-Star (2008, 2017)
- Two-time Joseph W. Haynes Award winner (Twins Pitcher of the Year, 2016, 2017)
- No-hitter:** July 27, 2011 at Cleveland
- First MLB win:** May 23, 2005 vs. Chicago White Sox
- 2003 All-Star Futures Game selection
- 2003 California League Pitcher of the Year
- 2003 *Baseball America* High-A All-Star
- 2003 California League midseason All-Star

CAREER HIGHLIGHTS

- Signed with the Royals as a minor league free agent on Dec. 29, 2020.
- Enters the 2021 season ranking sixth among active Major League pitchers in career starts (384), 10th in strikeouts (1,926) and 11th in wins (149)...his 11 shutouts between 2005-20 are also tied for fourth-most in the Majors in that span, trailing only Clayton Kershaw (15), Hall of Famer Roy Halladay (14) and Cliff Lee (12).
- One of just 10 pitchers who debuted in 2005 or earlier to still be active in 2021.
- 2019:** Opened the year with the Chicago White Sox, being selected to their roster on April 9...made three big league starts, before being designated for assignment on April 26.
- Signed a minor league contract with the New York Mets on May 24 and split the remainder of the season between St. Lucie (A+) and Syracuse (AAA)...went a combined 5-5 with a 5.31 ERA (56 ER in 95.0 IP).
- 2018:** With Minnesota, limited to just five starts due to two stints on the Injured List, March 29-July 25 (surgery on his right third finger MCP joint) and Aug. 9 to the end of the season (recurring symptoms from the surgery).
- Suffered a 5-3 setback at Detroit on Aug. 10, allowing five earned runs on four hits over 6.0 innings in his only decision of the year.
- Had rehab assignments with Chattanooga (AA), Fort Myers (A+) and Rochester (AAA) following the surgery.
- 2017:** Made 30+ starts for the ninth time in his career and surpassed 200.0 innings for the sixth time...led Twins pitchers in wins (16), starts (33), innings (211.1) and strikeouts (167).
- Named the Joseph W. Haynes Award winner for Twins' Pitcher of the Year, voted on by the Twin Cities Chapter of the BBWAA.
- Collected 10 road wins, which were tied for third-most in the Majors and most by a Twin since Johan Santana also recorded 10 in 2007.
- Recorded a career-high five complete games: April 15 vs. the White Sox, May 23 at Baltimore, June 9 at San Francisco, July 5 at the Angels and Aug. 2 at San Diego, matching Corey Kluber for the most in the Majors and more than 27 entire teams.
- Served as the Twins' Opening Day starter for the second-straight year, allowing one run on two hits over 7.0 innings in a 9-1 triumph over Kansas City on April 3.
- Opened the year 5-0 with a 0.66 ERA (3 ER in 41.0 IP)

in his first six starts...according to *Elias*, he became the second pitcher in franchise history to allow one run or fewer in each of his first six starts, joining Walter Johnson, who did it in his first seven starts of 1913.

- Went 10-6 with a 2.99 ERA (40 ER in 120.1 IP) in 18 starts before the All-Star break, tying for third in the AL in wins and ranking third in innings pitched and fifth in ERA.
- Selected to his second All-Star Game and pitched the sixth inning, allowing a game-tying solo shot to Yadier Molina.
- Recorded five RBI in his three Interleague starts, tied for the most ever by an American League pitcher in Interleague play, matching Dan Haren (2010) and Woody Williams (2003) for the all-time record.
- 2016:** Led the Twins' pitching staff in innings (181.1), starts (30) and strikeouts (149), while ranking second in wins (7)...garnered the Joseph W. Haynes Award for Twins Pitcher of the Year, voted on by the Twin Cities Chapter of the BBWAA.
- Posted the second-lowest ERA (3.38) of his career, ranking 10th among qualifying American League pitchers...that included a 2.65 ERA (26 ER in 88.1 IP) in 14 starts after the All-Star break, the lowest by a Twins pitcher since Johan Santana (2.54 in 2006), min. 80.0 IP.
- Led the AL in innings pitched (42.2) in the month of July, while also ranking sixth in ERA (1.90).
- Was the Twins' Opening Day starter, the first of his career...worked just 2.0 innings on April 4 in Baltimore as the game was delayed for one hour and 10 minutes due to rain.
- Eclipsed the 2,000 career innings mark on April 14 vs. the White Sox, becoming just the sixth Dominican-born pitcher to do so, joining Juan Marichal, Bartolo Colon, Pedro Martinez, Pedro Astacio and Joaquin Andujar.
- Recorded the eighth shutout of his career on July 6 vs. Oakland, allowing two hits, no walks and eight strikeouts...added a second complete game on July 26 vs. Atlanta, allowing two runs on seven hits in a 2-0 defeat.
- 2015:** Missed the first 80 games of the season after being placed on the Restricted List for violation of Major League Baseball's Joint Drug Prevention and Treatment Program.
- Made 17 starts in his first season with Minnesota, which included going 5-1 with a 1.62 ERA (9 ER in 50.0 IP) over his final seven outings (Aug. 30-Oct. 2).

ERVIN SANTANA (CONT.)

- 👑 Made his Twins debut on July 5 at Kauffman Stadium, allowing two runs on three hits over 8.0 innings...recorded eight strikeouts, matching the second-most by a pitcher making his team debut, trailing Camilo Pascual, who had 12 in his debut in 1961.
- 👑 Posted 15.2 consecutive scoreless innings (July 17-23), the third-longest by a Twin that season.
- 👑 Recorded consecutive double-digit strikeout totals, fanning 10 vs. Houston on Aug. 30 and matching a career high with 11 on Sept. 5 at Houston...marked the second time he had 10+ strikeouts in back-to-back starts, also doing so in 2014.
- 👑 Ranked fourth in the American League in ERA (1.75) during the month of September, while he was tied for third in wins (4), tied for ninth in innings (36.0) and 10th in strikeouts (34).
- 👑 **2014:** Signed with Atlanta as a free agent on March 12 and made 31 starts in his only season with the Braves.
- 👑 Tied for second in the National League with 10 wins at home and tied for third in the Majors...went 10-4 with a 3.75 ERA (43 ER in 103.1 IP) in 16 starts at Turner Field.
- 👑 Between July 18-Aug. 18, went 6-0 with a 2.98 ERA (15 ER in 45.1 IP), spanning seven starts...his winning streak tied for the second-longest of his career, while he was one of 12 NL pitchers to win six in a row or more in 2014.
- 👑 Recorded double-digit strikeouts in back-to-back starts: 10 vs. Miami on July 23 and 11 vs. San Diego on July 28...also matched a career high with 11 K's at Philadelphia on April 14, in his second start with Atlanta.
- 👑 **2013:** Made 32 starts in his first season with Kansas City...ranked ninth in the AL in ERA (3.24), eighth in WHIP (1.14) and opponents batting average (.238) and tied for fourth in quality starts (23).
- 👑 Allowed just 51 walks in 211.0 innings for his lowest ratio (2.18) since 2008 (1.93)...walked one batter or fewer in 15 of his 32 starts (46.9%).
- 👑 Ranked fourth in the AL, holding opponents to a .207 average (75-for-362) in his 15 road starts.
- 👑 Named Royals Pitcher of the Month for April, going 3-1 with a 2.00 ERA (8 ER in 36.0 IP), recording a season-high 8.0 innings in two of his first three starts: April 8 vs. Toronto and April 14 vs. Minnesota.
- 👑 Earned his 100th career victory on June 8 vs. Houston, allowing two runs on five hits over 7.0 innings, in a 7-2 triumph.
- 👑 **2012:** Made 30 starts in his final season with the Angels...went 4-10 with a 6.00 ERA (74 ER in 111.0 IP) in his first 19 starts (through July 21), but rebounded to go 5-3 with a 3.76 ERA (28 ER in 67.0 IP) in his final 11 outings.
- 👑 Allowed just 49 hits over his final 11 starts, the third-fewest in the Majors from July 30 to the end of the season (min. 60.0 IP).
- 👑 Tossed his first career one-hit shutout on June 16 vs. Arizona, joining Hall of Famer Nolan Ryan as the only two Angels to throw a no-hitter and a one-hitter with the club...fell seven outs shy of the second perfect game in franchise history.
- 👑 Acquired by Kansas City on Oct. 31, for LHP Brandon Sisk and cash considerations.
- 👑 **2011:** Set career highs in ERA (3.38) and innings (228.2), while matching his career high in starts (33)...ranked tied for sixth in the AL in starts, tied for fourth in complete games (4) and seventh in innings.
- 👑 Tossed the first no-hitter at Cleveland's Progressive Field on July 27, allowing an unearned run and a walk with 10 strikeouts in a 3-1 victory...marked the eighth no-no in franchise history and the sixth by a Dominican-born pitcher in Major League history (since then Edinson Volquez tossed a no-hitter with the Marlins vs. Arizona in 2017).
- 👑 Named Co-AL Player of the Week (July 25-31) following his no-hitter, sharing the honor with Kansas City's Billy Butler.
- 👑 In his first start following the no-hitter, tossed a complete game, earning a 5-1 victory vs. Minnesota to become the first pitcher since 1991 (Tommy Greene) to earn a complete game win in the first start after a no-hitter.
- 👑 **2010:** Established a career high in wins (17), which tied for seventh in the American League...also recorded his second-best ERA (3.92) and matched a career-high with 33 starts.
- 👑 Tied for eighth in the AL with 21 quality starts...tossed 6.0 innings or more in 17 of his final 19 starts of the year and in 28 of 33 overall.
- 👑 Recorded his fifth career shutout, blanking Texas on five hits on Sept. 21...it was one of four complete games on the year.
- 👑 **2009:** Tossed fourth career shutout in the Angels' division-clinching game, Sept. 29 vs. Texas, allowing seven hits and one walk with two strikeouts...became the first pitcher to toss a shutout in a division-clinching game since Albie López on Oct. 5, 2001 for Arizona.
- 👑 **2008:** Selected to his first All-Star Game, allowing a run in 1.0 inning (fifth) in the AL's 4-3 win in 15 innings at Yankee Stadium.
- 👑 Ranked second in the American League in strikeouts (214), the most by an Angel since Chuck Finley had 215 in 1996, while it was the most by an Angels right-hander since Nolan Ryan (223) in 1979.
- 👑 Also ranked fourth in the AL in innings (219.0) and opponents' batting average (.219) and tied for seventh in wins (16).
- 👑 **2007:** Ranked third on the Angels' staff in strikeouts (126)...had two double-digit strikeout performances with 11 at Texas on July 3 and 10 vs. Tampa Bay on Sept. 19.
- 👑 **2006:** Ranked second in the American League in opponent batting average (.241), among qualifying pitchers, while also ranking tied for eighth in wins (12) and ninth in winning percentage (.667).
- 👑 Became the fifth pitcher in Angels history with at least 12 victories in both his rookie and sophomore seasons.
- 👑 **2005:** Made his Major League debut on May 17 at Cleveland, suffering 13-5 defeat, allowing six runs on eight hits over 4.0 innings.
- 👑 Recorded his first big league win with a five-hit shutout vs. the White Sox on May 23...became the youngest Angel (22 years, 132 days) to throw a shutout since Jim Abbott (21 years, 240 days) did vs. Boston on May 17, 1989.

POSTSEASON HIGHLIGHTS

- 👑 **2017:** Made his third career postseason start (ninth appearance) in the AL Wild Card Game at Yankee Stadium, allowing four runs on three hits in 2.0 innings, taking a no-decision in the Twins' 8-4 setback.
- 👑 **2009:** Made four relief appearances in the ALCS vs. the Yankees...dealt the loss in Game 2, allowing an unearned run in the 12th inning.
- 👑 Earned his second postseason win in Game 3 of the ALCS, pitching a scoreless 11th inning...became the first pitcher in ALCS history to record a loss and a win in consecutive games in the same series.
- 👑 **2008:** Made the start in Game 2 of the ALDS vs. Boston, surrendering five runs on eight hits over 5.1 innings, but took a no-decision in the Red Sox' 7-5 triumph...allowed five-straight two-out hits in the first inning, before retiring nine of the next 10 he faced.
- 👑 **2007:** Pitched the final 2.0 innings in Game 1 of the ALDS at Fenway Park, retiring all six batters he faced, including a pair of strikeouts.
- 👑 **2005:** Earned his first postseason win in the Game 5 clincher of the ALDS vs. the Yankees, allowing three runs on five hits over 5.1 innings...became the sixth rookie pitcher to win a decisive postseason series game, and third to do it in the previous 20 seasons, joining John Lackey (2002 World Series vs. San Francisco) and Jared Wright (1997 ALDS vs. Yankees).

ERVIN SANTANA (CONT.)

MISC NOTES

👑 Full name is **Ervin Ramon Santana**...resides in San Cristobal, Dominican Republic in the offseason, with wife, Amy, son, Jonathan and daughter, Sofia.

fundamentals and has been active in clinics with both the Angels and Royals during his career...participated in Royals FanFest in 2013.

👑 Enjoys teaching youth baseball players the

👑 Changed his first name from Johan in 2003.

CAREER PITCHING

YEAR	CLUB	W-L	ERA	G	GS	CG	SHO	SV	IP	H	R	ER	HR	HB	BB	SO	WP	BK	AVG
2001	Arizona Angels	3-2	3.22	10	9	1	1	0	58.2	40	27	21	0	2	35	69	8	1	.184
	Provo	2-1	7.71	4	4	0	0	0	18.2	19	17	16	1	2	12	22	3	1	.247
2002	Cedar Rapids	14-8	4.16	27	27	0	0	0	147.0	133	75	68	10	6	48	146	9	3	.240
2003	Rancho Cucamonga	10-2	2.53	20	20	1	0	0	124.2	98	44	35	9	7	36	130	14	0	.212
	Arkansas	1-1	3.94	6	6	0	0	0	29.2	23	15	13	4	3	12	23	1	0	.211
2004	Arkansas	2-1	3.30	8	8	0	0	0	43.2	41	19	16	3	4	18	48	5	0	.247
2005	Arkansas	5-1	2.31	7	7	0	0	0	39.0	34	12	10	2	2	15	32	1	0	.234
	LOS ANGELES (AL)	12-8	4.65	23	23	1	1	0	133.2	139	73	69	17	8	47	99	4	0	.266
	Salt Lake	1-0	4.19	3	3	0	0	0	19.1	19	11	9	2	2	2	17	0	0	.260
2006	LOS ANGELES (AL)	16-8	4.28	33	33	0	0	0	204.0	181	106	97	21	11	70	141	10	2	.241
2007	LOS ANGELES (AL)	7-14	5.76	28	26	0	0	0	150.0	174	103	96	26	8	58	126	7	0	.288
	Salt Lake	2-1	5.01	5	5	0	0	0	32.1	39	19	18	4	3	10	32	1	0	.305
2008	LOS ANGELES (AL)	16-7	3.49	32	32	2	1	0	219.0	198	89	85	23	8	47	214	5	1	.237
	Rancho Cucamonga@	0-0	5.79	1	1	0	0	0	4.2	4	3	3	2	0	0	0	0	0	.222
2009	Salt Lake@	1-0	3.60	1	1	0	0	0	5.0	3	2	2	0	1	1	4	1	0	.158
	LOS ANGELES (AL)	8-8	5.03	24	23	2	2	0	139.2	159	83	78	24	10	47	107	4	0	.288
	Arizona Angels@	0-0	0.00	1	1	0	0	0	3.1	3	0	0	0	0	0	7	0	0	.231
2010	LOS ANGELES (AL)	17-10	3.92	33	33	4	1	0	222.2	221	104	97	27	12	73	169	11	1	.259
2011	LOS ANGELES (AL)	11-12	3.38	33	33	4	1	0	228.2	207	95	86	26	8	72	178	10	1	.241
2012	LOS ANGELES (AL)	9-13	5.16	30	30	1	1	0	178.0	165	109	102	*39	9	61	133	4	0	.239
2013	KANSAS CITY	9-10	3.24	32	32	0	0	0	211.0	190	85	76	26	6	51	161	6	0	.238
	Gwinnett	1-0	8.44	1	1	0	0	0	5.1	8	6	5	1	0	4	3	1	0	.333
2014	ATLANTA	14-10	3.95	31	31	0	0	0	196.0	193	90	86	16	4	63	179	9	0	.266
	Rochester@	3-0	1.74	3	3	0	0	0	20.2	17	4	4	2	1	4	11	2	0	.227
2015	MINNESOTA	7-5	4.00	17	17	0	0	0	108.0	104	58	48	12	4	36	82	3	0	.253
	MINNESOTA	7-11	3.38	30	30	2	1	0	181.1	168	78	68	19	4	53	149	11	3	.245
2016	MINNESOTA	16-8	3.28	33	33	*5	*3	0	211.1	177	85	77	31	8	61	167	12	1	.225
2018	Chattanooga@	0-1	5.14	2	2	0	0	0	7.0	6	4	4	2	0	0	7	0	0	.231
	Fort Myers@	0-2	3.48	3	3	0	0	0	10.1	7	4	4	1	1	1	7	1	0	.184
	Rochester@	0-1	3.09	2	2	0	0	0	11.2	6	4	4	3	1	4	8	0	0	.150
2019	MINNESOTA	0-1	8.03	5	5	0	0	0	24.2	31	22	22	9	2	9	16	0	0	.310
	CHICAGO (AL)	0-2	9.45	3	3	0	0	0	13.1	19	14	14	6	0	6	5	1	0	.339
	St. Lucie	1-1	4.85	3	3	0	0	0	13.0	15	9	7	2	0	3	11	3	0	.278
	Syracuse	4-4	5.38	15	15	0	0	0	82.0	97	51	49	11	4	32	54	10	0	.294
2020		Did not pitch																	
Minor League Totals		50-26	3.83	122	121	2	1	0	676.0	612	326	288	59	39	237	634	60	5	.238
Major League Totals		149-127	4.09	387	384	21	11	0	2421.1	2326	1186	1101	322	102	754	1926	97	9	.252

*-Led league; @ - Minor League injury rehab

POSTSEASON PITCHING

YEAR	SERIES	VS. OPP.	W-L	ERA	G	GS	CG	SHO	SV	IP	H	R	ER	HR	HB	BB	SO	AVG
2005	AL Division Series	vs. NYY	1-0	5.06	1	0	0	0	0	5.1	5	3	3	1	1	2	2	.263
	AL Championship Series	vs. CWS	0-1	10.38	1	1	0	0	0	4.1	3	6	5	2	1	3	2	.188
2007	AL Division Series	vs. BOS	0-0	0.00	1	0	0	0	0	2.0	0	0	0	0	0	0	0	.200
2008	AL Division Series	vs. BOS	0-0	8.44	1	1	0	0	0	5.1	8	5	5	1	0	0	3	.255
2009	AL Division Series	vs. BOS	Did not pitch															
	AL Championship Series	vs. NYY	1-1	1.59	4	0	0	0	0	5.2	5	3	1	0	1	4	5	.250
2017	Wild Card	vs. NYY	0-0	18.00	1	1	0	0	0	2.0	3	4	4	2	0	2	0	.333
Wild Card Totals			0-0	18.00	1	1	0	0	0	2.0	3	4	4	2	0	2	0	.333
Division Series Totals			1-0	5.68	3	1	0	0	0	12.2	13	8	8	2	1	2	7	.255
Championship Series Totals			1-2	5.40	5	1	0	0	0	10.0	8	9	6	2	2	7	7	.222
Postseason Totals			2-2	6.57	9	3	0	0	0	24.2	24	21	18	6	3	11	14	.250

ALL-STAR PITCHING

YEAR	CLUB	SITE	W-L	ERA	G	GS	CG	SHO	SV	IP	H	R	ER	HR	HB	BB	SO	AVG
2008	American League	NYN	0-0	9.00	1	0	0	0	0	1.0	1	1	1	1	0	0	2	.250
2017	American League	MIA	0-0	9.00	1	0	0	0	0	1.0	1	1	1	1	0	0	1	.250
All-Star Game Totals			0-0	9.00	2	0	0	0	0	2.0	2	2	2	2	0	0	3	.250

ERVIN SANTANA (CONT.)

WORLD BASEBALL CLASSIC

YEAR	CLUB	W-L	ERA	G	GS	CG	SHO	SV	IP	H	R	ER	HR	HB	BB	SO	AVG
2017	Dominican Republic	0-1	9.82	1	1	0	0	0	3.2	6	4	4	1	0	0	2	.353
World Baseball Classic Totals		0-1	9.82	1	1	0	0	0	3.2	6	4	4	1	0	0	2	.353

CAREER TRANSACTIONS

- 2000 Signed by the Los Angeles Angels as an international free agent, Sept. 2...signed by Clay Daniel
- 2009 Placed on the 15-day Injured List (sprained MCL, right elbow), April 4...reinstated May 14
Placed on the 15-day Injured List (right triceps inflammation), June 22...reinstated July 3
- 2012 Acquired by the Kansas City Royals for LHP Brandon Sisk, Oct. 31
- 2014 Signed by the Atlanta Braves as a Major League free agent, March 14
Signed by the Minnesota Twins as a Major League free agent, Dec. 13
- 2015 Suspended by Major League Baseball (80 games) for violating the Joint Drug Prevention & Treatment program, April 3...reinstated July 4
- 2016 Placed on the 15-day Injured List (lower back strain), April 26...reinstated May 6
- 2018 Placed on the 10-day Injured List (surgery on right middle finger), March 29...transferred to 60-day IL, May 5...reinstated July 25
Placed on the 10-day Injured List (recurring pain on right middle finger), Aug. 19...transferred to 60-day IL...Sept. 22...reinstated Oct. 29
- 2019 Signed by the Chicago White Sox as a minor league free agent, Feb. 22
Signed by the New York Mets as a minor league free agent, May 24
- 2020 Signed by the Kansas City Royals as a minor league free agent, Dec. 29

CAREER BATTING/FIELDING

	AVG.	AB	H	HR	RBI	POSITION	PCT.	G	TC	PO	A	E	DP
MLB Totals	.126	103	13	0	8	Pitcher	.962	387	395	190	190	15	22

SINGLE GAME BESTS

STRIKEOUTS

- 11 July 3, 2007 at TEX
Sept. 21, 2012 vs. CWS
April 14, 2014 at PHI
July 28, 2014 vs. SD
Sept. 5, 2015 at HOU
10 (12x) Last: Aug. 21, 2016 at KC

INNINGS PITCHED (STARTER)

- 9.0 (20x) Last: Aug. 2, 2017 at SD

WINNING STREAK

- 7 June 6-July 20, 2006
6 Sept. 17, 2005-April 30, 2006
Sept. 30, 2007-May 11, 2008
June 27-Aug. 12, 2011
July 18-Aug. 18, 2014

COMPLETE GAMES (21)

- May 23, 2005 vs. Chicago White Sox (SHO)
May 5, 2008 at Kansas City (SHO)
May 27, 2008 vs. Detroit
Aug. 11, 2009 vs. Tampa Bay (SHO)
Sept. 28, 2009 vs. Texas (SHO)
April 18, 2010 at Toronto
May 25, 2010 vs. Toronto
July 8, 2010 at Chicago White Sox
Sept. 21, 2010 vs. Texas (SHO)
May 20, 2011 vs. Atlanta (SHO)
July 27, 2011 at Cleveland
Aug. 12, 2011 at Toronto
June 16, 2012 vs. Arizona (SHO)
July 6, 2016 vs. Oakland (SHO)
July 26, 2016 vs. Atlanta
April 15, 2017 vs. Chicago White Sox (SHO)
May 23, 2017 at Baltimore (SHO)
June 9, 2017 at San Francisco (SHO)
July 5, 2017 vs. Los Angeles Angels
Aug. 2, 2017 at San Diego

Bold italic = No-hitter

OLDEST ROYALS TO APPEAR IN A GAME

Rk.	Name	Final Game w/ KC	Age Y/D	Opp.	W/L	Score	Notes
1.	Gaylord Perry	9/21/83	45/6	vs. CAL	L	0-3	L, 5.0 IP, 10 H, 3 R, 4 K
2.	Bob Boone	9/27/90	42/312	at CAL	L	6-7	2-3, RBI
3.	Raúl Ibañez	9/28/14	42/118	at CWS	W	6-4	0-1, R, 2 BB
4.	Hal McRae	7/17/87	42/7	vs. BAL	L	1-3	0-1 (PH)
5.	Gene Garber	7/1/88	40/231	vs. BOS	W	8-7	ND, 1.0 IP, 2 H, 0 R, 1 BB
6.	George Brett	10/3/93	40/141	at TEX	W	4-1	1-4, 1 R
7.	Frank White	9/30/90	40/26	at CAL	W	2-1	0-2, SO
8.	Bill Buckner	10/1/89	39/291	at OAK	L	3-4	1-5, 2B, 3 RBI
9.	Lindy McDaniel	9/27/75	39/288	at TEX	L	4-5	ND, 2.1 IP, 1 H, 1 K
10.	Grant Jackson	6/28/82	39/272	vs. OAK	L	4-8	ND, 3.0 IP, 3 H, 2 R, 2 K
11.	Reggie Sanders	7/29/07	39/240	vs. TEX	W	10-0	1-3, 2 R, 1 RBI, 2 BB
12.	Hideo Nomo	4/18/08	39/231	at OAK	L	2-13	ND, 0.1 IP, 3 H, 3 R, 1 K
13.	Jamey Carroll	9/27/13	39/221	at CHW	W	6-1	1-3, 2B, R, BB
14.	Ted Abernathy	9/30/72	39/208	vs. OAK	L	5-10	ND, 0.2 IP, 0 H, 0 R
15.	Lee May	9/24/82	39/185	at OAK	W	7-4	0-2



ERIC SKOGLUND

#65 • LEFT-HANDED PITCHER

BATS
LEFT

THROWS
LEFT

HEIGHT
6-7

WEIGHT
215

BORN: OCT. 26, 1992 | SARASOTA, FLA. | OD AGE: 28

SELECTED: THIRD ROUND, 2014 DRAFT | MLB SERVICE: 1 YEAR, 109 DAYS

2020 SEASON

- 👑 Sent outright to Omaha (AAA) on June 28 and did not pitch during the season.
- 👑 Made one relief appearance in Cactus League play during Major League Spring Training.

HONORS AND AWARDS

- First MLB win: May 30, 2017 vs. Detroit
- 2016 Texas League postseason All-Star
- 2015 Carolina League midseason All-Star

CAREER HIGHLIGHTS

- 👑 **2019:** Made four starts and appeared in six games with the Royals over the final five weeks of the season.
- 👑 Served an 80-game suspension at the beginning of the season for violating the MLB Joint Drug Prevention and Treatment program.
- 👑 Pitched 5.0 innings in his first Major League start of the year, Aug. 25 at Cleveland, taking a no-decision in a 9-8 Royals win in 10 innings...allowed two runs on two hits with three walks and no strikeouts.
- 👑 Held opponents to a .211 average (8-for-38) in his three road appearances, however they hit .431 against him (22-for-51) at Kauffman Stadium.
- 👑 Started 13 minor league games, including 11 with Omaha (AAA) and two with Northwest Arkansas (AA) during his rehab assignment following his suspension...went 3-5 with a 6.04 ERA (49 ER in 73.0 IP) combined between his two minor league stops.
- 👑 **2018:** Made the Opening Day roster for the first time, but went 1-5 with a 6.70 ERA (37 ER in 49.2 IP) through his first nine starts, before being placed on the 10-day IL on May 26 with a sprained left UCL.
- 👑 His 13 starts were the most by a Royals rookie left-handed pitcher since Will Smith (16) in 2012.
- 👑 Earned his second career win on April 28 vs. the White Sox (Game 2), in which he recorded a career-high nine strikeouts over 7.0 two-hit innings...became the first Royals southpaw to record 7.0 innings with two hits or fewer since Danny Duffy's club-record 16-strikeout game on Aug. 1, 2016 at Tampa Bay.
- 👑 Recorded a career-high 7.2 innings of two-run ball in a 2-1 loss on May 14 vs. Tampa Bay...matched the club record by a pitcher with six assists, joining: Steve Busby (4 times), Mark Gubicza, Charlie Leibrandt, Dennis Leonard, Mike McCormick and Paul Splittorff (once each).
- 👑 Made five rehab starts, including one with Surprise, two with Northwest Arkansas (AA) and two with Omaha (AAA), in which he posted a 3.54 ERA (8 ER in 20.1 IP).
- 👑 Reinstated from the 60-day IL on Sept. 4, after missing more than three months for the sprained left UCL.
- 👑 In five outings (4 starts) following his return, posted a 1.33 ERA (3 ER in 20.1 IP) and .157 opponents' average (11-for-70), both of which ranked fourth in the American League (min. 20 IP) from his return date (Sept. 7), through season's end.
- 👑 **2017:** Made his Major League debut on May 30 vs. Detroit, recording 6.1 scoreless innings in a 1-0 win over Justin Verlander...became the 10th Royal to start and win his Major League debut, and his 6.1 scoreless innings marked the third-longest scoreless start by a Royal in his debut.
- 👑 According to *Elias*, he's the third starting pitcher, in his Major League debut, to win a 1-0 decision over a former Cy Young Award winner, joining Steve Woodward (July 28, 1997 over Roger Clemens) and Lee Tunnell (Sept. 4, 1982 over Fernando Valenzuela).
- 👑 Spent most of the season in the minors, where he went 4-5 with a 4.07 ERA (47 ER in 104.0 IP) in 20 starts between Northwest Arkansas (AA) and Omaha (AAA).
- 👑 **2016:** Named a Texas League postseason All-Star...led the league in strikeouts (134) and innings pitched, and tied for the lead in starts...ranked third in WHIP (1.11) and seventh in ERA.
- 👑 Matched a career high with 10 strikeouts over 6.0 scoreless innings on Aug. 12 at San Antonio, taking a no-decision in a 1-0 Nationals win...also fanned 10 on May 16, 2015 with Wilmington (A) at Lynchburg.
- 👑 **2015:** Named a Carolina League All-Star.
- 👑 Missed the last seven weeks of the season after being placed on the disabled list on July 20 with a right elbow injury...at the time of his injury, ranked 13th among qualifying Class A pitchers in WHIP (1.11).
- 👑 Threw an 8.0-inning complete game, a 3-1 loss at Potomac, on May 29...allowed three runs on 10 hits with a walk and three strikeouts.

MISC NOTES

- 👑 **Eric L. Skoglund** resides in Sarasota, Florida.
- 👑 Graduated from Sarasota High School (Fla.) in 2011...posted a 0.66 ERA during his junior season, the lowest in school history and lowest in the country in 2010...named *Rawlings/Perfect Game* All-America Honorable Mention in 2010.
- 👑 Attended University of Central Florida, where he went 5-3 in 2012 to earn Louisville Slugger Freshman All-America honors...also posted a 9-3 mark and a 2.54 ERA as a junior, garnering American Athletic Conference Pitcher of the Year and unanimous All-AAC first team honors.
- 👑 Selected by the Pittsburgh Pirates in the 16th round of the 2011 First-Year Player Draft, but did not sign.
- 👑 Celebrated his 25th birthday visiting patients in the pediatric unit at the University of Kansas Hospital in Kansas City.

CAREER PITCHING

YEAR	CLUB	W-L	ERA	G	GS	CG	SHO	SV	IP	H	R	ER	HR	HB	BB	SO	WP	BK	AVG
2014	Idaho Falls	0-2	5.09	9	8	0	0	0	23.0	30	17	13	2	1	9	25	2	0	.316
2015	Wilmington	6-3	3.52	15	15	1	0	0	84.1	83	36	33	2	4	11	66	2	0	.260
2016	Northwest Arkansas	7-10	3.45	27	27	0	0	0	156.1	135	63	60	19	4	38	134	3	2	.230
2017	Northwest Arkansas	0-0	2.70	1	1	0	0	0	3.1	5	1	1	0	0	3	1	0	0	.385
	Omaha	4-5	4.11	19	19	1	0	0	100.2	110	57	46	14	3	29	102	5	1	.274
	KANSAS CITY	1-2	9.50	7	5	0	0	0	18.0	30	20	19	2	0	12	14	0	0	.375
2018	KANSAS CITY	1-6	5.14	14	13	0	0	0	70.0	66	41	40	12	6	19	49	3	0	.246
	Surprise@	0-0	0.00	1	1	0	0	0	3.0	2	0	0	0	0	1	2	0	0	.200
	Northwest Arkansas@	0-0	4.00	2	2	0	0	0	9.0	12	5	4	1	0	2	4	0	0	.324
	Omaha@	0-1	4.32	2	2	0	0	0	8.1	8	4	4	2	0	0	6	0	0	.250
2019	Northwest Arkansas@	1-1	5.40	2	2	0	0	0	10.0	14	7	6	0	2	5	0	0	0	.333
	Omaha@	2-4	6.14	11	11	0	0	0	63.0	79	45	43	12	5	17	43	3	1	.312
	KANSAS CITY	0-3	9.00	6	4	0	0	0	21.0	30	21	21	5	1	9	4	0	0	.337
2020	KANSAS CITY	Did not pitch																	
Minor League Totals		20-26	4.10	89	88	2	0	0	461.0	478	235	210	52	19	112	388	15	4	.267
Major League Totals		2-11	6.61	27	22	0	0	0	109.0	126	82	80	19	7	40	67	3	0	.288

@ - Minor League injury rehab

CAREER TRANSACTIONS

- 2011 Selected by the Pittsburgh Pirates in the 16th round of the First-Year Player Draft...did not sign
- 2014 Selected by the Kansas City Royals in the third round of the First-Year Player Draft...signed by Jim Buckley
- 2018 Placed on the 10-day Injured List (sprained left UCL), May 26...transferred to 60-day IL, June 17...reinstated Sept. 4
- 2019 Suspended for 80 games by MLB for violating the Joint Drug Prevention & Treatment program, June 17...reinstated Sept. 4
- 2020 Outrighted to the minor leagues, June 28

CAREER BATTING/FIELDING

	AVG.	AB	H	HR	RBI	POSITION	PCT.	G	TC	PO	A	E	DP
MLB Totals	.000	3	0	0	0	Pitcher	.944	27	18	2	15	1	2

SINGLE GAME BESTS

STRIKEOUTS (STARTER)

9 April 28, 2018 vs. CWS

INNINGS PITCHED (STARTER)

7.2 May 14, 2018 vs. TB

STRIKEOUTS (RELIEVER)

2 Sept. 2, 2017 at MIN

INNINGS PITCHED (RELIEVER)

4.0 Sept. 15, 2019 vs. HOU

ROYALS 1969 EXPANSION DRAFT

No.	Name	Pos	Former Club	No.	Name	Pos	Former Club
1.	Roger Nelson	P	Baltimore	16.	Dick Drago	P	Detroit
2.	Joe Foy	3B	Boston	17.	Pat Kelly	OF	Minnesota
3.	Jim Rooker	P	New York-AL	18.	Bill Harris	2B	Cleveland
4.	Joe Keough	OF	Oakland	19.	Don O'Riley	P	Oakland
5.	Steve Jones	P	Washington	20.	Al Fitzmorris	P	Chicago-AL
6.	Jon Warden	P	Detroit	21.	Moe Drabowsky	P	Baltimore
7.	Ellie Rodriguez	C	New York-AL	22.	Jack Hernández	SS	Minnesota
8.	Dave Morehead	P	Boston	23.	Mike Hedlund	P	Cleveland
9.	Mike Fiore	1B	Baltimore	24.	Tom Burgmeier	P	California
10.	Bob Oliver	1B	Minnesota	25.	Hoyt Wilhelm	P	Chicago-AL
11.	Bill Butler	P	Detroit	26.	Jerry Adair	2B	Boston
12.	Steve Whitaker	OF	New York-AL	27.	Jerry Cram	P	Minnesota
13.	Wally Bunker	P	Baltimore	28.	Fran Healy	C	Cleveland
14.	Paul Schaal	3B	California	29.	Scott Northey	OF	Chicago-AL
15.	Dan Haynes	1B	Chicago-AL	30.	Ike Brookens	P	Washington

COLLIN SNIDER



COLLIN SNIDER

#84 • RIGHT-HANDED PITCHER

BATS
RIGHT

THROWS
RIGHT

HEIGHT
6-4

WEIGHT
195

BORN: OCT. 10, 1995 | MURFREESBORO, TENN. | OD AGE: 25

SELECTED: 12TH ROUND, 2017 DRAFT | MLB SERVICE: 0 DAYS

2020 SEASON

👑 Participated in the club's postseason camp at Kauffman Stadium.

CAREER HIGHLIGHTS

- 👑 **2019:** Made 28 regular season appearances at Wilmington (A+), going 5-3 with four saves and a 2.25 ERA (13 ER in 52.0 IP).
- 👑 Missed six weeks of the season, going on the Injured List on June 2 (retroactive to May 31) and was reinstated on July 15 after a rehab assignment with Surprise (Rookie).
- 👑 Pitched to a 2.73 ERA (10 ER in 33.0 IP) in his first 16 appearances (pre-injury), but posted a 1.42 mark (3 ER in 19.0 IP) in his final 12 outings, after returning from the IL.
- 👑 Did not allow a home run over his final 23 outings, spanning 37.0 innings (including his rehab assignment)... opponents slugged just .242 (3 doubles) against him from May 8 to the end of the year.
- 👑 Recorded the save in Game 5 of the Mills Cup (Carolina League) semifinals to clinch Wilmington's berth in the championship series.
- 👑 **2018:** Made 29 appearances (nine starts) with Lexington (A)...went 5-7 with a 5.57 ERA (47 ER in 76.0 IP).
- 👑 Surrendered 13 home runs, which tied for sixth-most in the South Atlantic League.
- 👑 **2017:** Split his first professional season between Burlington (Rookie) and Lexington.
- 👑 Won three of his first 10 appearances with the B-Royals, including his first pro victory on July 2 at Princeton.
- 👑 Allowed runs in all five of his outings with Lexington, which included a season-high three runs in 3.0 innings on Aug. 30 vs. Augusta.

MISC NOTES

- 👑 Full name is **Collin Kenneth Snider**...resides in Murfreesboro, Tennessee, with his wife, Rachel Snider, and dog, Jax.
- 👑 Graduated from Riverdale High School (Murfreesboro, Tenn.), where he lettered for four years in baseball.
- 👑 Attended Vanderbilt University, making 60 appearances (one start) in three seasons...over his first two seasons (2015-16), he went 4-0 with a 2.52 ERA (15 ER in 53.2 IP).

CAREER PITCHING

YEAR	CLUB	W-L	ERA	G	GS	CG	SHO	SV	IP	H	R	ER	HR	HB	BB	SO	WP	BK	AVG
2017	Burlington	3-0	1.85	12	0	0	0	1	24.1	26	15	5	1	2	6	16	0	0	.274
	Lexington	0-0	6.75	5	0	0	0	1	9.1	14	8	7	3	1	0	6	0	0	.333
2018	Lexington	5-7	5.57	29	9	0	0	1	76.0	111	62	47	13	6	16	50	1	0	.330
2019	Wilmington	5-3	2.25	28	0	0	0	4	52.0	44	19	13	2	3	11	34	0	1	.233
	Surprise	0-0	2.08	3	1	0	0	0	4.1	3	1	1	0	0	0	0	0	0	.188
2020	KANSAS CITY	Did not pitch																	
Minor League Totals		13-10	3.96	77	10	0	0	7	166.0	198	105	73	19	12	33	106	1	1	.292

CAREER TRANSACTIONS

2017 Selected by the Kansas City Royals in the 12th round of the First-Year Player Draft...signed by Nick Hamilton

ANDRES SOTILLET



ANDRES SOTILLET

#69 • RIGHT-HANDED PITCHER

BATS
RIGHT

THROWS
RIGHT

HEIGHT
6-1

WEIGHT
215

BORN: MARCH 2, 1997 | CUMANA, VENEZUELA | OD AGE: 24

SIGNED: INTERNATIONAL FREE AGENT, JULY 30, 2015 | MLB SERVICE: 0 DAYS

2020 SEASON

👑 Participated in the club's postseason camp at Kauffman Stadium.

HONORS AND AWARDS

• 2016 Dominican Royals Pitcher of the Year

CAREER HIGHLIGHTS

- 👑 **2019:** Spent the entire year with Northwest Arkansas (AA), going 6-1 with a 3.35 ERA (28 ER in 75.1 IP)...his six victories ranked tied for third in the Texas League among pitchers who started five games or fewer.
- 👑 Started four of his first five outings, pitching to a 5.32 ERA (13 ER in 22.0 IP), before moving to the bullpen for the remainder of the year on May 6...was 0-1 with a 7.31 ERA (13 ER in 16.0 IP) as a starter, compared to 6-0 with a 2.28 ERA (15 ER in 59.1 IP) out of the bullpen.
- 👑 After allowing a run in his 1.0 inning of work on June 1 at Springfield, posted a 1.94 ERA (9 ER in 41.2 IP) over his final 22 outings...that stretch started with a 14.1-inning scoreless streak (June 8-July 4).
- 👑 **2018:** Opened the season at Lexington (A), but was transferred to Wilmington (A+) on July 12.
- 👑 Won four consecutive starts with Lexington (May 21-June 8), in which he had a 1.40 ERA (4 ER in 25.2 IP).
- 👑 Recorded his second professional shutout (5-0) on July 7 vs. Greensboro, in his last start with the Legends...scattered seven hits and no walks with a season-high 10 strikeouts.
- 👑 **2017:** Pitched with three different Rookie-level affiliates: Idaho Falls, Burlington and Surprise...combined to go 3-4 with a 6.67 ERA (42 ER in 56.2 IP) in 13 outings (12 starts).
- 👑 **2016:** Named Dominican Royals Pitcher of the Year, going 7-2 with a 1.52 ERA (11 ER in 65.0 IP) in 13 starts.
- 👑 Led Royals minor league pitchers in ERA (min. 60.0 IP) and ranked tied for fifth in wins.
- 👑 Tossed his first professional shutout on Aug. 5 vs. the Rays, allowing three hits and one walk over 5.0 innings, with two strikeouts...it was one of his six scoreless outings of 5.0 innings or more.

MISC NOTES

👑 Full name is **Andres Alejandro Sotillet** (pronounced: ahn-DRACE soh-tee-YET)...resides in Sucre, Venezuela during the offseason, with his daughter, Manuela Alejandra Sotillet Núñez.

CAREER PITCHING

YEAR	CLUB	W-L	ERA	G	GS	CG	SHO	SV	IP	H	R	ER	HR	HB	BB	SO	WP	BK	AVG
2016	Dominican Royals	7-2	1.52	13	13	1	1	0	65.0	48	15	11	0	3	8	41	2	1	.210
2017	Idaho Falls	0-2	10.57	4	4	0	0	0	15.1	32	18	18	5	0	4	11	3	1	.427
	Surprise	3-0	2.28	5	4	0	0	0	27.2	27	7	7	1	0	6	26	3	0	.250
	Burlington	0-2	11.20	4	4	0	0	0	13.2	22	19	17	1	2	3	5	1	0	.367
2018	Lexington	6-5	3.93	16	13	1	1	0	89.1	107	46	39	6	5	13	84	6	2	.296
	Wilmington	2-6	5.40	10	10	1	0	0	51.2	70	32	31	5	2	21	25	3	0	.337
2019	Northwest Arkansas	6-1	3.35	34	4	0	0	1	75.1	68	34	28	6	2	29	63	5	0	.239
2020	KANSAS CITY	Did not pitch																	
Minor League Totals		24-18	4.02	86	52	3	2	1	338.0	374	171	151	24	14	84	255	23	4	.282

CAREER TRANSACTIONS

2015 Signed by the Kansas City Royals as an international free agent, July 30...signed by Rafael Vasquez and Fabio Herrera

GABE SPEIER



GABE SPEIER

#67 • LEFT-HANDED PITCHER

BATS
LEFT

THROWS
LEFT

HEIGHT
5-11

WEIGHT
200

BORN: APRIL 12, 1995 | SANTA BARBARA, CALIF. | OD AGE: 25

ACQUIRED: TRADE W/ ARIZONA, JUNE 6, 2018 | MLB SERVICE: 105 DAYS

2020 SEASON

- ✎ Made the Opening Day roster for the first time and pitched in eight of the club's first 25 games before being optioned postgame on Aug. 19...spent the remainder of the season at the Royals' Alternate Training Site in Kansas City, Kansas.
- ✎ Allowed a run in four of his eight outings, but his only outings of at least 1.0 inning were scoreless, on July 27 at Detroit and Aug. 2 vs. the White Sox.
- ✎ Suffered his first career loss in Game 1 of the Aug. 15 doubleheader in Minnesota, as his inherited runner

scored the go-ahead run after he exited.

- ✎ Right-handed batters hit .529 (9-for-17), but he held left handers hitless in nine at-bats, extending his hitless streak vs. left handers to 15 at-bats dating back to a double by Matt Olson on Sept. 16, 2019 at Oakland... he's retired 15 of 19 lefties faced since then, allowing four walks.
- ✎ Designated for assignment on Nov. 20, before being sent outright to Omaha (AAA).

CAREER HIGHLIGHTS

- ✎ A member of the Speier family has made an appearance in the Major Leagues in each of the last six decades dating back to the 1970s, when Gabe's grand uncle, Chris Speier, made his Major League debut with the Giants in 1971...Chris was an All-Star with the Giants (1972-74) and played for 19 seasons in the Majors from 1971-89 for San Francisco (1971-77, 1987-89), Montreal (1977-84), the Cubs (1985-86), Minnesota (1984) and St. Louis (1984)...Gabe's cousin and Chris' son, Justin Speier, pitched in the Majors for 12 seasons from 1998-2009 for the Cubs (1998), Marlins (1998), Atlanta (1999), Cleveland (2000-01), Colorado (2001-03), Toronto (2004-06) and the Angels (2007-09)...Gabe made his Major League debut with the Royals in 2019 to cover the 2010s, before extending the family name into a sixth decade with eight appearances in 2020.
- ✎ Kansas City is his fifth organization in eight professional seasons (he's been traded four times).
- ✎ **2019:** Made his big league debut on Sept. 5 vs. Detroit and appeared in nine games with the Royals...pitched to a 7.36 ERA (6 ER in 7.1 IP) with 10 strikeouts (12.27 K/9), holding the opposition to a .185 average (5-for-27).
- ✎ His first four appearances were scoreless, before surrendering three runs in the eighth inning on Sept. 14 vs. Houston...recorded all three outs via strikeout in the frame.
- ✎ Held right-handed batters to a .133 average (2-for-15),

while lefties were 3-for-12 (.250) against him...also held the opposition to a .167 average (2-for-12) in his three home appearances.

- ✎ Opened the year at Northwest Arkansas (AA), before being promoted to Omaha (AAA) on May 30...combined to go 1-5 with a 4.48 ERA (31 ER in 62.1 IP) with 73 strikeouts (10.54 K/9) in 47 minor league appearances.
- ✎ With Omaha, held left-handed batters to a .161 average (9-for-56), while he fanned 16 of them.
- ✎ **2018:** Acquired by Kansas City with RHP Elvis Luciano from Arizona for OF Jon Jay on June 6.
- ✎ Allowed just three home runs in 61.0 innings with Jackson (AA) and Northwest Arkansas (AA), good for a 0.4 HR/9.
- ✎ **2017:** Recorded a career-high 69.0 innings with just four home runs allowed (0.5 HR/9) in 36 appearances with Jackson (AA).
- ✎ **2016:** Made 10 appearances for Salt River in the Arizona Fall League, after posting a 2.62 ERA (17 ER in 58.1 IP) over 39 appearances across four levels during the regular season.
- ✎ Did not allow a home run over the first 99.1 innings (59 appearances) of his career across three-plus seasons, including 4.0 innings in 2013, 29.0 innings in 2014, 44.0 innings in 2015 and 22.1 innings to begin 2016.

MISC NOTES

- ✎ Full name is **Gabe James Speier**...resides in Santa Barbara, California, during the offseason, with his wife, Megan.
- ✎ Graduated from Dos Pueblos High School (Calif.) in 2013.
- ✎ Enjoys surfing during the offseason.

CAREER TRANSACTIONS

- 2013 Selected by the Boston Red Sox in the 19th round of the First-Year Player Draft...signed by Tom Battista
- 2014 Acquired by the Detroit Tigers with OF Yoenis Céspedes and RHP Alex Wilson for RHP Rick Porcello, Dec. 11
- 2015 Acquired by the Atlanta Braves with LHP Ian Krol for OF Cameron Maybin, Nov. 20
Acquired by the Arizona Diamondbacks with RHP Shelby Miller for OF Ender Inciarte, RHP Aaron Blair and INF Dansby Swanson, Dec. 9
- 2018 Acquired by the Kansas City Royals with RHP Elvis Luciano for OF Jon Jay, June 6
- 2020 Sent outright to the minor leagues, Nov. 25

CAREER PITCHING

YEAR	CLUB	W-L	ERA	G	GS	CG	SHO	SV	IP	H	R	ER	HR	HB	BB	SO	WP	BK	AVG
2013	Gulf Coast Red Sox	0-0	2.25	3	2	0	0	0	4.0	5	1	1	0	0	1	6	0	0	.294
2014	Gulf Coast Red Sox	3-0	1.55	9	6	0	0	0	29.0	22	6	5	0	3	1	26	3	0	.210
2015	West Michigan	4-2	2.86	33	0	0	0	0	44.0	40	16	14	0	1	12	36	1	0	.240
2016	Arizona D-backs@	1-0	0.00	2	0	0	0	0	2.0	0	0	0	0	0	1	2	0	0	.000
	Kane County	1-2	2.22	17	0	0	0	2	28.1	24	11	7	1	4	7	31	1	0	.224
	Visalia	1-0	4.50	9	0	0	0	1	14.0	14	7	7	2	0	5	9	0	0	.259
	Mobile	1-0	1.93	11	0	0	0	0	14.0	12	5	3	0	1	7	7	2	0	.250
2017	Jackson	2-6	4.30	36	4	0	0	2	69.0	81	47	33	4	2	31	50	2	1	.303
	Jackson	1-0	3.03	20	0	0	0	1	29.2	28	11	10	1	1	10	26	2	0	.250
2018	Northwest Arkansas	0-0	3.73	26	0	0	0	0	31.1	46	19	13	2	1	10	22	2	0	.326
	Northwest Arkansas	1-1	2.42	17	0	0	0	5	22.1	20	10	6	2	3	9	28	1	0	.233
	Omaha	0-4	5.63	30	0	0	1	40.0	41	29	25	10	1	17	45	2	0	.263	
2019	KANSAS CITY	0-0	0.00	9	0	0	0	0	7.1	5	6	6	2	0	6	10	1	0	.185
	KANSAS CITY	0-1	7.94	8	0	0	0	0	5.2	9	5	5	1	0	4	6	0	0	.346
Minor League Totals		15-15	3.41	213	12	0	0	12	327.2	333	162	124	22	17	111	288	16	1	.263
Major League Totals		0-1	7.62	17	0	0	0	0	13.0	14	11	11	3	0	10	16	1	0	.264

@ - Minor League injury rehab

CAREER BATTING/FIELDING

	AVG.	AB	H	HR	RBI	POSITION	PCT.	G	TC	PO	A	E	DP
MLB Totals	-	-	-	-	-	Pitcher	1.000	17	3	0	3	0	0

SINGLE GAME BESTS

STRIKEOUTS

3 Sept. 14, 2019 vs. HOU
 2 Sept. 5, 2019 vs. DET
 Sept. 29, 2019 vs. MIN

INNINGS PITCHED

1.1 Sept. 29, 2019 vs. MIN

LAST TRADE BY CLUB

Trades	Team	Last Trade	Players Acquired	Players Traded
13	Angels	04-04-18	Cash	Miguel Almonte
6	Astros	07-31-13	Justin Maxwell	Kyle Smith
15	Athletics	07-27-19	Dairon Blanco, Ismael Aquino	Jake Diekman
10	Blue Jays	03-21-18	Cash	Sam Gaviglio
13	Braves	08-31-15	Jonny Gomes	Luis Valenzuela
12	Brewers	07-27-18	Jorge López, Brett Phillips	Mike Moustakas
6	Cardinals	12-01-15	Tony Cruz	José Martínez
7	Cubs	07-15-19	Mike Montgomery	Martín Maldonado
6	Diamondbacks	06-22-19	Cash	Ben Lively
7	Dodgers	01-04-18	Erick Mejia, Trevor Oaks	Scott Alexander, Joakim Soria
9	Giants	11-07-11	Jonathan Sanchez, Ryan Verdugo	Melky Cabrera
5	Indians	08-25-03	Brian Anderson (Matt White)	Trey Dyson, Kieran Mattison
9	Mariners	01-06-17	Nate Karns	Jarrod Dyson
7	Marlins	11-28-14	Brian Flynn, Reid Redman	Aaron Crow
20	Mets	02-10-21	-	Khalil Lee
8	Nationals/Expos	07-22-18	Brian Goodwin	Jacob Condra-Bogan
10	Orioles	12-02-15	Cash	Francisco Peña
10	Padres	08-27-20	Edward Olivares, Dylan Coleman	Trevor Rosenthal
4	Phillies	06-05-01	Paul Byrd	José Santiago
1	Pilots	04-01-69	Lou Piniella	Steve Whitaker, John Gelnar
16	Pirates	07-29-15	Cash	Joe Blanton
10	Rangers	12-13-18	Chris Ellis	Cash/Future Considerations
5	Rays	12-09-12	James Shields, Wade Davis, Elliot Johnson	Wil Myers, Mike Montgomery, Jake Odorizzi, Patrick Leonard
12	Red Sox	02-10-21	Andrew Benintendi	Franchy Cordero, 2 PTBN
15	Reds	12-14-17	Brad Keller	Cash/Future Considerations
7	Rockies	08-31-18	Jerry Vasto	Drew Butera
7	Tigers	07-20-11	Antonio Cruz, Julio Rodríguez	Wilson Betemit
2	Twins	08-11-14	Josh Willingham	Jason Adam
7	White Sox	07-30-17	Melky Cabrera	Andre Davis, A.J. Puckett
9	Yankees	12-23-19	Chance Adams	Cristian Perez

Major League Trades Only

BUBBA STARLING



BUBBA STARLING

#11 • OUTFIELDER

BATS
RIGHT

THROWS
RIGHT

HEIGHT
6-4

WEIGHT
220

BORN: AUG. 3, 1992 | GARDNER, KAN. | OD AGE: 28

SIGNED: MINOR LEAGUE FREE AGENT, DEC. 12, 2020 | MLB SERVICE: 1 YEAR, 147 DAYS

2020 SEASON

- ☞ Made the Royals' Opening Day roster for the first time and played in 35 games, including 16 starts in center field.
- ☞ Had his season interrupted by two stints on the Injured List, Aug. 5-14 and Sept. 23 to the end of the season (lower back spasms).
- ☞ Hit .300 (6-for-20) when leading off an inning, including his only home run to start the third inning off Lucas Giolito on Sept. 5 vs. the White Sox.
- ☞ Went 4-for-19 (.211) with a double and two RBI in his first nine games (through Aug. 4), before being placed on the Injured List...batted .150 (6-for-40) with a homer, two RBI and four runs scored after returning on Aug. 15, with all six hits coming over a seven-day span from Aug. 31-Sept. 6.
- ☞ Had his second career multi-RBI game on July 30 at Detroit with a two-run double in the eighth after entering the game as a defensive replacement.
- ☞ Drove in the winning run in the eighth inning of the Royals' 2-1 victory vs. Cleveland on Aug. 31 to mark the first game-winning RBI of his career.
- ☞ Collected his only multi-hit game on Sept. 6 vs. the White Sox, going 2-for-4, capping a week in which he batted .462 (6-for-13) with a homer.
- ☞ Following his two-hit effort on Sept. 6, went 0-for-23 with one walk and 14 strikeouts over his last 12 games from Sept. 7 through season's end.

HONORS AND AWARDS

- **First MLB home run:** July 21, 2019 at Cleveland, solo shot off Brad Hand
- **First MLB hit:** July 13, 2019 vs. Detroit, single off Matthew Boyd
- 2019 Pacific Coast League midseason All-Star
- Two-time Frank White Award winner (2013, 2015)
- 2012 Burlington Player of the Year
- 2012 Appalachian League postseason All-Star

CAREER HIGHLIGHTS

- ☞ Signed as a minor league free agent on Dec. 12, 2020.
- ☞ **2019:** Started the season at Omaha (AAA), where he hit .310 (81-for-261) with 20 extra-base hits and nine stolen bases in 72 games.
- ☞ Named Pacific Coast League All-Star, his first midseason All-Star selection.
- ☞ Tied for third in the Pacific Coast League with eight outfield assists.
- ☞ Selected on July 12 and made his Major League debut that night, the Royals' first game following the All-Star break.
- ☞ When he made his big league debut on July 12, became the 20th player to play for the Royals after attending a Kansas City-area high school (Gardner-Edgerton High School in Gardner, Kansas).
- ☞ Went 0-for-3 with a walk and a run in his debut, becoming the sixth Royal to start in center field in his Majors debut, joining Andy Chávez (2001), Johnny Damon (1995), Brian McCrae (1990), Scott Northey (1969) and Fred Rico (1969).
- ☞ Reached safely in each of his first 12 games, matching Johnny Damon (Aug. 12-24, 1995) for the longest on-base streak by a Royal to begin his Major League career.
- ☞ Had a career-high 11-game hit streak from July 13-27, in which he hit .341 (15-for-44), beginning with his second Major League game.
- ☞ His five outfield assists were most by an American League center fielder from his debut on July 12 through season's end, and tied for fourth most among all AL outfielders.
- ☞ Hit his first career home run on July 21 at Cleveland off Brad Hand in the ninth inning.
- ☞ **2018:** Limited to just 20 games, including 11 with Omaha (AAA), due to various injuries.
- ☞ Opened the year on the Major League Injured List due to a left oblique strain, but was reinstated and optioned to Triple-A on April 27.
- ☞ Hit .257/.350/.314 (9-for-35) with the Storm Chasers, before going back on the Injured List with a right oblique strain.
- ☞ Played in nine games over two separate rehab assignments with Surprise (Rookie), July 4-8 and Idaho Falls (Rookie), Aug. 29-Sept. 3.
- ☞ Non-tendered by the Royals on Nov. 30...re-signed as a minor league free agent on Dec. 17.
- ☞ **2017:** Spent the entire season with Omaha (AAA), playing in 80 games, despite two extended stints on the Injured List...appeared in just seven games after his initial IL stint (July 13-Aug. 11).
- ☞ Had his contract selected on Aug. 26, being placed on the 60-day IL (strained right oblique)...marked his first time on the 40-man Major League roster.
- ☞ After batting just .121 (8-for-66) in his first 20 games, batted .288 (61-for-212) with 20 extra-base hits (.443 SLG) from May 2 to the end of the season.
- ☞ Collected 11 outfield assists in 78 games, the third time with 10 or more assists since 2014.
- ☞ **2016:** Split the season between Northwest Arkansas (AA) and Omaha, batting .183 (73-for-399) with 23 doubles, a triple and seven homers in 109 games combined.
- ☞ After his initial promotion to Omaha on July 3, went 10-for-34 (.294) with a homer and five runs scored in his first 10 games.
- ☞ Entered the season as the No. 3 prospect in the Royals' organization according to *Baseball America*.

BUBBA STARLING (CONT.)

- 👑 **2015:** Opened the year at Wilmington (A+), batting .386 (17-for-44) with four doubles, two homers and 12 RBI in 12 games, before being promoted to Northwest Arkansas for the first time on April 24.
- 👑 Earned the Frank White Award (best defensive player in the organization), recording a 1,000 fielding percentage (224 chances) and four assists.
- 👑 **2014:** Tied for the Carolina League lead in games played (132) and ranked seventh in runs scored (67) and 10th in walks (49) with Wilmington.
- 👑 Named the league's Player of the Week on June 23, batting .478 (11-for-23) in five games between June 16-23.

- 👑 **2013:** Slugged a career-best 13 home runs at Lexington (A)...named the No. 19 prospect in the South Atlantic League according to *Baseball America*.
- 👑 **2012:** Named Burlington (Rookie) Player of the Year and was also a Appalachian League All-Star.
- 👑 Rated as a Top 10 prospect in the organization by *Baseball America* three-straight years: No. 2 in 2012; No. 3 in 2013 and No. 8 in 2014...also tabbed as the "Best Athlete" in KC's organization entering 2012, '13 and '14; "Best Power Hitter" entering 2012 and '14 and "Best Defensive Outfielder" in 2013 and '14.

MISC NOTES

- 👑 **Derek "Bubba" Starling**...resides in Paola, Kansas, during the offseason.
- 👑 Graduated from Gardner-Edgerton (Kan.) High School in 2011...hit a combined 17 home runs over his final two prep seasons, batting .481 as a senior...selected First Team Rawlings Preseason All-America in 2011.
- 👑 Ranked by *Baseball America* as the No. 1 high school prospect and the best high school athlete in the 2011 draft...played for Team USA's Under-18 squad in 2010,

- batting .339 with a .474 on-base percentage...also competed at the 2010 Tournament of Stars and the Under Armour All-America Game.
- 👑 A three-sport star in high school, he rushed for 2,471 yards and 31 touchdowns as a senior quarterback and was also an all-state honoree in basketball.
- 👑 Bypassed an opportunity to play football and baseball at the University of Nebraska when he signed with the Royals.

CAREER BATTING

YEAR	CLUB	AVG	G	AB	R	H	2B	3B	HR	RBI	SAC	SF	HBP	BB	SO	SB	CS	OBP	SLG	E
2012	Burlington	.275	53	200	35	55	8	2	10	33	0	1	3	28	70	10	1	.371	.485	4
2013	Lexington	.241	125	435	51	105	21	4	13	63	0	4	6	53	128	22	3	.329	.398	3
2014	Wilmington	.218	+132	482	67	105	23	4	9	54	0	5	13	49	150	17	2	.304	.338	2
2015	Wilmington	.386	12	44	6	17	4	0	2	12	0	0	0	7	17	2	1	.471	.614	0
	Northwest Arkansas	.254	91	331	51	84	19	4	10	32	1	2	2	30	91	4	5	.318	.426	0
2016	Northwest Arkansas	.185	62	233	28	43	15	1	5	23	0	1	6	15	81	10	1	.251	.322	4
	Omaha	.181	47	166	14	30	8	0	2	17	2	1	0	7	64	1	0	.213	.265	0
2017	Omaha	.248	80	278	35	69	14	1	7	21	3	0	3	19	65	5	4	.303	.381	5
2018	Omaha	.257	11	35	5	9	2	0	0	2	1	0	0	5	6	1	0	.350	.314	1
	Surprise@	.273	4	11	3	3	0	0	3	5	0	0	1	0	4	0	0	.333	1.091	0
	Idaho Falls@	.500	5	8	5	4	3	0	1	4	0	0	0	5	2	0	0	.692	1.250	0
2019	Omaha	.310	72	261	34	81	11	2	7	38	0	3	0	21	59	9	3	.358	.448	2
	KANSAS CITY	.215	56	186	26	40	7	0	4	12	1	0	1	9	56	2	0	.255	.317	1
2020	KANSAS CITY	.169	35	59	5	10	1	0	1	5	0	1	0	4	27	0	0	.219	.237	0
	Minor League Totals	.244	694	2484	334	605	128	18	69	304	7	17	34	239	737	81	20	.317	.393	21
	Major League Totals	.204	91	245	31	50	8	0	5	17	1	1	1	13	83	2	0	.246	.298	1

+ - Tied for league lead, @ - Minor League injury rehab

CAREER TRANSACTIONS

- 2011 Selected by the Kansas City Royals in the first round (fifth overall) of the First-Year Player Draft...signed by Blake Davis, Lonnie Goldberg and Mitch Webster
- 2017 Placed on the 60-day Injured List (strained right oblique), Aug. 26...reinstated Nov. 2
- 2018 Placed on the 10-day Injured List (strained left oblique), March 29...reinstated April 27
Signed by the Kansas City Royals as a minor league free agent, Dec. 17
- 2020 Placed on the 10-day Injured List, Aug. 5...reinstated Aug. 14
Placed on the 10-day Injured List (lower back spasms), Sept. 23...reinstated Sept. 28
Signed by the Kansas City Royals as a minor league free agent, Dec. 12

SINGLE GAME BESTS

HITS

3 July 25, 2019 vs. CLE
Aug. 26, 2019 vs. OAK

DOUBLES

2 Sept. 24, 2019 vs. ATL

RBI

3 Aug. 5, 2019 at BOS

RUNS

2 (5x) Last: Sept. 24, 2019 vs. ATL

HITTING STREAKS

11 July 13-27, 2019

CAREER STATISTICS

POSITION	PCT.	G	TC	PO	A	E	DP
Outfield	.994	86	161	155	5	1	2

BOBBY WITT JR.



BOBBY WITT JR.

#7 • INFILDER

BATS
RIGHT

THROWS
RIGHT

HEIGHT
6-1

WEIGHT
200

BORN: JUNE 14, 2000 | BEDFORD, TEXAS | OD AGE: 20

SELECTED: FIRST ROUND (2ND OVERALL), 2019 DRAFT | MLB SERVICE: 0 DAYS

2020 SEASON

- Spent the season at the Royals' alternate training site in Kansas City, Kansas.
- Entered the season rated as the top prospect in the Royals' organization and the No. 21 prospect overall, according to *Baseball America*.
- Also participated in the club's postseason camp at Kauffman Stadium.

CAREER HIGHLIGHTS

- Enters the 2021 season rated as the top prospect in the Royals' organization, according to *Baseball America*, for the second-straight season...also tabbed the No. 16-ranked prospect overall by *Baseball America* and the No. 7-ranked prospect by MLB Pipeline.
- Collected three hits and scored a pair of runs in his professional debut vs. the Cubs on June 30...marked his first of six three-hit contests.
- Listed as the "Best Athlete" among Royals prospects in *Baseball America's* 2021 Best Tools survey.
- Clubbed his first professional home run on Aug. 15 vs. the Indians Red, a two-run shot in the first inning...also tripled later in the game.
- Recorded a seven-game hitting streak (July 12-21), in which he batted .343 (12-for-35), including four-straight multi-hit games.
- 2019: Appeared in 37 games with Surprise (Rookie) during his first professional season...tied for 11th in the Arizona League with five triples.

MISC NOTES

- Full name is **Robert Andrew Witt**...resides in Colleyville, Texas during the offseason.
- Bypassed a scholarship from the University of Oklahoma when he signed with the Royals.
- Graduated from Colleyville Heritage High School...batted .500 (63-for-126) with 15 home runs, 44 RBI and 16 stolen bases in 38 games as a senior...named Gatorade National High School Baseball Player of the Year.
- Father, Bobby (Sr.) pitched in the Major Leagues for 16 seasons (1986-2001) with seven different clubs...selected third overall by the Texas Rangers in 1985...the Witts are the ninth father-son duo selected in the first round of the Draft and the first to both be selected within the first three picks...they're the highest drafted father-son duo in Major League history, surpassing Tom (6th overall in 1968) and Ben Grieve (2nd overall in 2004).
- When he was drafted second overall, he became the third player in franchise history to be selected second, joining Alex Gordon (2005) and Mike Moustakas (2007).

CAREER BATTING

YEAR	CLUB	AVG	G	AB	R	H	2B	3B	HR	RBI	SAC	SF	HBP	BB	SO	SB	CS	OBP	SLG	E
2019	Surprise	.262	37	164	30	43	2	5	1	27	0	2	1	13	35	9	1	.317	.354	5
2020	KANSAS CITY																			

Did not play

CAREER TRANSACTIONS

2019 Selected by the Kansas City Royals in the first round (2nd overall) of the First-Year Player Draft...signed by Chad Lee

A blue-tinted photograph of a person in a baseball uniform, likely a pitcher, holding a baseball. The person is wearing a light-colored jersey and dark pants. The background is a blurred field. The text "IN REVIEW 2020" is overlaid in white, bold, sans-serif font. A horizontal blue bar is positioned below the text.

IN REVIEW 2020

2020 RESULTS

#	DATE/OPP	RESULT	WINNING PITCHER	LOSING PITCHER	SAVE	KC W-L	POS. GA/GB
1	7/24 at CLE	L, 0-2	Bieber	Duffy (0-1)	Hand	0-1	T3/-1.0
2	7/25 at CLE	W, 3-2 (10)	Barlow (R, 1-0)	Karinchak	Holland (1)	1-1	T1/--
3	7/26 at CLE	L, 2-9	Carrasco	Bolaños (0-1)	-	1-2	T4/-1.0
4	7/27 at DET	W, 14-6	Griffin (R, 1-0)	Funkhouser	-	2-2	T3/-0.5
5	7/28 at DET	L, 3-4	Alexander	Zuber (R, 0-1)	Jiménez	2-3	4/-2.0
6	7/29 at DET	L, 4-5	García	Kennedy (R, 0-1)	Jiménez	2-4	T4/-2.5
7	7/30 at DET	W, 5-3	Holland (R, 1-0)	Cisnero	Rosenthal (1)	3-4	4/-2.0
8	7/31 vs. CWS	L, 2-3	Keuchel	Bubic (0-1)	Colomé	3-5	5/-2.0
9	8/1 vs. CWS	L, 5-11	Foster	Bolaños (0-2)	-	3-6	5/-3.5
10	8/2 vs. CWS	L, 2-9	Cease	Barlow (R, 1-1)	-	3-7	5/-4.5
11	8/3 at CHC	L, 0-2	Mills	Duffy (0-2)	Wick	3-8	5/-5.5
12	8/4 at CHC	L, 4-5	Hendricks	Singer (0-1)	Ryan	3-9	5/-6.5
13	8/5 vs. CHC	L, 1-6	Darvish	Bubic (0-2)	-	3-10	5/-7.5
14	8/6 vs. CHC	W, 13-2	Keller (1-0)	Chatwood	-	4-10	5/-6.5
15	8/7 vs. MIN	W, 3-2	Holland (R, 2-0)	Wisler	Rosenthal (2)	5-10	5/-5.5
16	8/8 vs. MIN	W, 9-6	Zuber (R, 1-1)	Thorpe	Rosenthal (3)	6-10	5/-4.5
17	8/9 vs. MIN	W, 4-2	Singer (1-1)	Berrios	Barlow (1)	7-10	5/-3.5
	8/10 OFF						5/-4.0
18	8/11 at CIN	L, 5-6 (10)	Sims	Staumont (R, 0-1)	-	7-11	5/-4.0
19	8/12 at CIN	W, 5-4	Keller (2-0)	Milley	Rosenthal (4)	8-11	5/-4.0
	8/13 OFF						5/-4.0
	8/14 at MIN	PPD					5/-4.0
20	8/15 at MIN	L, 2-4	Duffey	Speier (0-1)	Rogers	8-12	5/-5.0
21	8/15 at MIN	W, 4-2	Duffy (1-2)	Berrios	Rosenthal (5)	9-12	5/-4.0
22	8/16 at MIN	L, 2-4	Dobnak	Singer (1-2)	Romo	9-13	5/-5.0
23	8/17 at MIN	L, 1-4	Smeltzer	Bubic (0-3)	-	9-14	5/-6.0
	8/18 vs. CIN	PPD					5/-6.5
24	8/19 vs. CIN	W, 4-0	Keller (3-0)	Castillo	Rosenthal (6)	10-14	5/-6.0
25	8/19 vs. CIN	L, 0-5	Bauer	Harvey (0-1)	-	10-15	5/-6.0
	8/20 OFF						T4/-6.5
26	8/21 vs. MIN	W, 7-2	Duffy (2-2)	Odorizzi	-	11-15	T4/-5.5
27	8/22 vs. MIN	L, 2-7	Dobnak	Singer (1-3)	-	11-16	T4/-6.5
28	8/23 vs. MIN	L, 4-5	Clippard	Bubic (0-4)	Rogers	11-17	5/-7.5
29	8/24 at STL	L, 3-9	Flaherty	Keller (3-1)	-	11-18	5/-8.5
30	8/25 at STL	W, 5-4	Staumont (R, 1-1)	Gant	Rosenthal (7)	12-18	5/-7.5
31	8/26 at STL	L, 5-6	Reyes	Rosario (R,0-1)	-	12-19	5/-7.5
	8/27 OFF						5/-7.5
32	8/28 at CWS	L, 5-6	Colomé	Kennedy (R,0-2)	-	12-20	5/-8.0
33	8/29 at CWS	W, 9-6	Newberry (R, 1-0)	Burdi	Hahn (1)	13-20	5/-8.0
34	8/30 at CWS	L, 2-5 (10)	Foster	Zuber (R, 1-2)	-	13-21	5/-8.0
35	8/31 vs. CLE	W, 2-1	Barlow (R, 2-1)	Karinchak	Holland (2)	14-21	5/-8.0
36	9/1 vs. CLE	L, 1-10	Plesac	Harvey (0-2)	-	14-22	5/-8.0
37	9/2 vs. CLE	L, 0-5	McKenzie	Junis (0-1)	-	14-23	5/-9.0
38	9/3 vs. CWS	L, 6-11	Cease	Duffy (2-3)	-	14-24	5/-9.5
39	9/4 vs. CWS	L, 4-7	Heuer	Singer (1-4)	Colomé	14-25	5/-10.0
40	9/5 vs. CWS	L, 3-5	Giolito	Bubic (0-5)	Colomé	14-26	5/-11.0
41	9/6 vs. CWS	L, 2-8	Keuchel	Harvey (0-3)	-	14-27	5/-12.0
42	9/7 at CLE	L, 2-5	Plesac	Keller (3-2)	Hand	14-28	5/-12.5
43	9/8 at CLE	W, 8-6	Holland (R, 3-0)	Cimber	Barlow (2)	15-28	5/-11.5
44	9/9 at CLE	W, 3-0	Duffy (3-3)	Carrasco	Holland (3)	16-28	5/-11.5
45	9/10 at CLE	W, 11-1	Singer (2-4)	Civale	-	17-28	5/-11.0
46	9/11 vs. PIT	W, 4-3	Bubic (1-5)	Brault	Holland (4)	18-28	5/-11.0
47	9/12 vs. PIT	W, 7-4	Zimmer (R, 1-0)	Williams	Holland (5)	19-28	5/-11.0
48	9/13 vs. PIT	W, 11-0	Keller (4-2)	Kuhl	-	20-28	5/-11.0
	9/14 OFF						5/-11.5
49	9/15 at DET	L, 0-6	Boyd	Junis (0-2)	-	20-29	5/-12.5
50	9/16 at DET	W, 4-0	Singer (3-4)	Skubal	-	21-29	5/-11.5
	9/17 OFF						5/-12.0
51	9/18 at MIL	L, 5-9	Rasmussen	Duffy (3-4)	-	21-30	5/-12.0
52	9/19 at MIL	L, 0-5	Burnes	Bubic (1-6)	-	21-31	5/-13.0
53	9/20 at MIL	L, 3-5	Lindblom	Keller (4-3)	Hader	21-32	5/-13.0
54	9/21 vs. STL	W, 4-1	Staumont (R, 2-1)	Wainwright	Holland (6)	22-32	5/-12.0
55	9/22 vs. STL	L, 0-5	Gomber	Singer (3-5)	-	22-33	5/-12.0
56	9/23 vs. STL	W, 12-3	Duffy (4-4)	Martínez	-	23-33	T4/-11.5
57	9/24 vs. DET	W, 8-7	Hahn (R, 1-0)	Alexander	Newberry (1)	24-33	4/-11.0
58	9/25 vs. DET	W, 3-2	Keller (5-3)	Turnbull	Hahn (2)	25-33	4/-10.0
59	9/26 vs. DET	L, 3-4	Boyd	Hernández (0-1)	García	25-34	4/-11.0
60	9/27 vs. DET	W, 3-1	Singer (4-5)	Skubal	Hahn (3)	26-34	4/-10.0

SEASON SUMMARY

SEASON 52: The Royals finished the 2020 season with a 26-34 record (.433), improving their win percentage for the second straight year, after going 59-103 (.364) in 2019 and 58-104 (.358) in 2018... the Royals' 26 wins in 60 games marked a pace of 70 wins over a 162-game season, which would've been an 11-win improvement on 2019 and would've been their highest win total since 2017 (80-82)... they finished in fourth place in the American League Central for the second straight season, 10 games behind the division-winning Minnesota Twins (36-24) and six games behind the Toronto Blue Jays (32-28) for the second American League Wild Card spot.

After starting 3-10 through their first 13 games and 14-28 through their first 42, the Royals went 12-6 (.667) in their last 18 games from Sept. 8-27, which matched Tampa Bay for the best record in the American League during that time, and trailed only the Dodgers (13-5) and Reds (13-6) among all teams.

GORDO GOES PLATINUM, AGAIN: Outfielder **Alex Gordon** earned his second *Rawlings* Platinum Glove Award, while also matching the franchise record with his eighth *Rawlings* Gold Glove Award, and fourth in the last four seasons...in the 10 years of the *Rawlings* Platinum Glove Award, Gordon is the only outfielder to win twice (2014, 2020) and just the fourth player to win the award multiple times, joining: **Nolan Arenado** (2017-19), **Matt Chapman** (2018-19), **Adrián Beltré** (2011-12) and **Yadier Molina** (2011-12, 2014-15)...his eight Gold Gloves (2011-14, 2017-20) matched **Frank White** (1977-82, 1986-87), for the most in franchise history...Gordon, who announced his retirement in September, became the third position player to win the award in his final Major League season, according to *Sportradar*, joining outfielder **Roberto Clemente** and first baseman **Wes Parker**, who both won in 1972...Gordo finished his career making just one error in his final 500 chances (since June 25, 2018), spanning 273 games, with the lone miscue coming on May 18, 2019 at the Angels.

SILVER SLUGGING SALVY: Catcher **Salvador Perez** received his third *Louisville* Silver Slugger Award, after also earning the accolade in 2016 and 2018, matching **George Brett** (1980, 1985, 1988) for the most in franchise history...he's the 12th Major League catcher to earn the award three times or more and first in the AL since **Joe Mauer** (2006, 2008-10, 2013)...Perez set career highs in batting average (.333), and slugging percentage (.633) and despite playing in just 37 of 60 games, led the Royals in homers (11) and go-ahead RBI (8), while ranking second in RBI (32) and extra-base hits (23)...his 11 home runs were tied for third most in Major League history by a player who appeared in 37 games or fewer, trailing only **Frank Thomas** (12 HR in 34 games) in 2005 (when he battled multiple injuries) and **Ted Williams** (13 HR in 37 games) in 1953 (when he missed most of the season after serving in the Korean War).

ILLNESS AND INJURY: The Royals had 20 different players on their 40-man roster spend time on the Injured List during the 2020 season...they started the season without several key players, including starting pitchers **Brad Keller** and **Jakob Junis**, and **Mike Montgomery** was placed on the IL following his first start in the team's third game...catcher **Cam Gallagher**, first baseman **Ryan O'Hearn**, third baseman **Kelvin Gutierrez** and right fielder **Hunter Dozier** all began the season on the Injured List, as did relief pitchers **Chance Adams** and **Randy Rosario**.

Eight Royals players tested positive for COVID-19 during Summer Camp, including six players who were expected to make the Opening Day roster in Gallagher, **Salvador Perez**, O'Hearn, Dozier, Keller and Junis...among that group—which accounted for 20.0% of the club's expected Opening Day roster—only Perez recovered in time for Opening Day...no Royals player tested positive during the regular season.

Shortly after Junis (Aug. 2), Keller (Aug. 6) and Dozier (Aug. 9) made their season debuts, Perez (Aug. 21, eye) and then **Jorge Soler** (Sept. 8, oblique) were placed on the Injured List...Dozier, Perez and Soler, who typically hit in the middle of the Royals' batting order, started just nine of the possible 60 games together (15.0%), in which the Royals went 5-4 (.556), while they went 21-30 (.412) without that trio in the starting lineup.

The Royals used 11 different starting pitchers in 60 games, which tied for fourth most in the American League...they used seven different starting pitchers in their first 13 games, in which they went 3-10... Keller made his season debut on Aug. 6, and the Royals went 23-24 from that point on.

WHAT A RELIEF: The Royals' bullpen made a huge improvement in 2020, posting a 3.84 ERA (103 ER in 241.1 IP) over 60 games, which ranked eighth in the Majors, more than a full run lower than their 5.07 ERA (318 ER in 565.0 IP) over 162 games in 2019, which ranked 27th in the Majors...Royals relievers finished fourth in the Majors (and 2nd in the American League) with 275 strikeouts, and their 19 saves were third most behind Tampa Bay (23) and Cleveland (20).

ROYALS BY THE NUMBERS

Record	26-34
Longest Win Streak	6, Sept. 8-13
Longest Losing Streak	7, Sept. 1-7
Series Record	5-10-5
Series Record Home Road	4-4-2 1-6-3
Series Opener Rubber Match	8-12 1-5
Home Road	15-15 11-19
Day Night	5-7 20-28
Opp. At or Above Below .500	17-25 9-9
vs. LH RH Starters	4-7 22-27
vs. AL Central NL Central	17-23 9-11
Comeback Wins Blown Leads	11 8
Ahead After 6 7 8	20-0 21-0 23-1
Behind After 6 7 8	2-31 1-31 0-29
Tied After 6 7 8	4-3 2-1 1-2
1-Run 2-Run Games	8-9 5-8
Extra Inning Games	1-2
Royals Opp Walk-Off Wins	0 4
Royals Opp Score First	20-9 6-25
Royals Opp Score 4 or More	19-11 9-30
Royals Opp Score 3 or Less	6-24 18-3
July August September	3-5 11-16 12-13
Monday Tuesday Wednesday	3-5 1-6 16-5
Thursday Friday	4-1 4-5
Saturday Sunday	5-6 3-7
Royals Errorless Commit Error	21-20 5-14
Royals Hit HR Don't Hit HR	20-20 6-14
Royals SP 6.0 IP+ Less Than 6.0	8-5 17-30

SEASON SUMMARY (CONT.)

ROOKIE RETURNS: Royals pitchers logged 517.0 innings during the 2020 season, 222.1 of which (43.0%) were accounted for by rookie pitchers, second most in the Majors behind Houston's 266.0 rookie innings... the Royals had five different rookie pitchers account for 28 of their 60 starts (46.7%) in **Brady Singer** (12), **Kris Bubic** (10), **Carlos Hernández** (3), **Ronald Bolaños** (2) and **Kyle Zimmer** (1), the most combined starts by rookies among all Major League teams...this marked the second-highest percentage of games started by rookies in Royals history, trailing only the inaugural 1969 season, in which 99 of the club's 163 games (60.1%) were started by rookies...the Royals' 46.7% of games started by rookies in 2020 marked the highest rate by any American League team, according to *Elias*, since the 2012 Oakland A's started rookie pitchers in 101 of their 162 games (62.3%).

- 👑 Singer finished his rookie season with 64.1 innings and 61 strikeouts, most among all rookies in 2020, becoming the second Royal to lead both leagues in innings and strikeouts as a rookie, joining **Steve Busby** (238.1 IP, 174 K) in 1973...he's the fourth Royals rookie to lead the American League in both categories, joining **Kevin Appler** (185.2 IP, 127 K) in 1990, Busby in 1973 and **Bob Johnson** (214.0 IP, 206 K) in 1970.
- 👑 Singer's 12 starts also paced all rookies in 2020, one more than **Logan Webb** and two more than teammate **Kris Bubic** (10), who tied for third.
- 👑 According to *STATS*, the Royals had the third-youngest average age in the Majors (27 years, 266 days), trailing Detroit (27.224) and Seattle (27.256).
- 👑 Seven different players—including six pitchers—made their Major League debuts for the Royals in 2020, including **Tyler Zuber** (July 24), **Singer** (July 25), **Foster Griffin** (July 27), **Nick Heath** (July 30), **Bubic** (July 31), **Hernández** (Sept. 1) and **Scott Blewett** (Sept. 18).

DYNAMIC DUO: The Royals have one of the best one-two combos at the top of their lineup in **Whit Merrifield** and **Adalberto Mondesi**...Merrifield leads the Majors with 468 hits since 2018 and Mondesi leads the Majors with 99 stolen bases during that same stretch...according to Bally Sports Kansas City's **Dave Holtzman** and **Kevin Cedergren**, Merrifield and Mondesi are the first teammates to lead the Majors in hits and stolen bases over a three-year stretch since Hall of Famers **Sam Crawford** (559 hits) and **Ty Cobb** (183 stolen bases) turned the trick for the Detroit Tigers from 1913-15.

- 👑 Mondesi led the Majors in 2020 with 24 steals and Merrifield tied for second in the American League with 12, becoming the first teammates on any club to finish first and second in the American League in steals since 1971, when Kansas City's **Amos Otis** (52) and **Fred Patek** (49) led the pack.

IRON MAN MERRIFIELD: **Whit Merrifield** has played in 307 consecutive games—including all 60 in 2020 and all 162 in 2019—which is the longest active streak in the Majors, according to *Elias*...the second-longest active streak is held by **Francisco Lindor**, at 203 games, 104 fewer than Merrifield... he's 2,325 games shy of **Cal Ripken Jr.'s** Major League record of 2,632 straight games played...to catch Ripken, the 31-year-old Merrifield would have to play more than 14 full seasons without missing a game... Merrifield's streak began on June 25, 2018, and he's appeared at six different positions during that span, including first base, second base, left field, center field, right field and designated hitter...his streak of 307 consecutive games is 114 shy of the Royals franchise record of 421 straight games played, set by **Alcides Escobar** from Sept. 26, 2015-July 7, 2018.

A SEPTEMBER TO REMEMBER: After batting .289 (13-for-45) through the first 12 games of the season, Mondesi fell into an 11-for-89 slump (.124) over his next 25 games, including an 0-for-22 skid from Aug. 28-Sept. 3...over the remaining 22 games from Sept. 4 through season's end, Mondesi led the American League (min. 85 at-bats) in runs (22), hits (32, tied), batting average (.376), extra-base hits (14, tied), OPS (1.130) and stolen bases (16), and ranked second with a .424 on-base percentage...his 16 steals (in 19 attempts) in those 22 games were nine more than any other player, and were more steals than Milwaukee (15) and Minnesota (14) had all season.

- 👑 Mondesi's combination of 14 extra-base hits and 16 stolen bases in September has been achieved in a calendar month just seven other times in Major League history, making him part of an exclusive group that includes three Hall of Famers and another likely Hall of Famer...the list in chronological order includes **José Reyes** (April 2007), **Carlos Beltrán** (Aug. 2004), **Rickey Henderson** (May 1986), **Eric Davis** (July 1986), **Cesár Cedeño** (Sept. 1977), **Ty Cobb** (May 1911) and **Frank Chance** (July 1903).
- 👑 Mondesi homered in three consecutive games from Sept. 10-12, becoming the third Royals shortstop to do so, joining **Angel Berroa** (3 games from July 13-18, 2003) and **Kurt Stillwell** (May 17-19, 1988)... he also homered on Sept. 7 to mark four homers in six games, after going homerless in his previous 51 games (192 at-bats)...he recorded a stolen base in all four of those games in which he homered, becoming the first player in the Modern Era (since 1900), according to *Elias*, to record four games with a home run and a stolen base within a six-game span...he also became just the second player since 1900 to record a home run and a steal in three consecutive games, joining **Bobby Abreu** (May 12-15, 2004)... his 12 games with a homer and a steal since the start of 2018 are second most in the Majors, trailing **Christian Yelich** (15), and his 13 career games with a home run and a steal match **Bo Jackson** for fourth most in Royals history, trailing only **Carlos Beltrán** (25), **Amos Otis** (21) and **George Brett** (16).
- 👑 Mondesi recorded a hit in nine consecutive at-bats from Sept. 24-26, one shy of the club record set by **Joe Randa** from June 8-12, 1999...Mondesi walked twice during that stretch to mark 11 straight plate appearances reaching safely, matching the club record held by Randa, **Steve Braun** (Aug. 7-17, 1978) and **Amos Otis** (April 30-May 2, 1970)...Mondesi ended the season with 12 hits in 14 at-bats in the four-game set vs. Detroit, joining **George Brett** (Sept. 12-14, 1975 vs. California) as the only players with 12 hits in a four-game series in Royals history, and he was the first American League player to accomplish that since **Joe Mauer** from Aug. 1-4, 2016 at Cleveland...that performance earned Mondesi American League Player of the Week honors.

SEASON SUMMARY (CONT.)

THE RUNNING ROYALS: The Royals recorded 49 stolen bases in 60 games during the 2020 season, which tied for fourth most in the Majors behind San Diego (55), Miami (51) and Seattle (50)...those 49 steals were on pace for 132 over a 162-game season, which would've been their most since 2014 (153)...the Royals went 11-for-14 in steal attempts of third base, both of which led the Majors for the third consecutive season (32 in 2018 and 2019)...after converting on just 28 of 43 (65.1%) steal attempts through their first 44 games, the Royals went 21-for-26 (80.7%) over their final 16 games, including a season-high four steals on Sept. 16 at Detroit...the Royals led all Major League teams in 2020 with 69 stolen base attempts, one more than San Diego.

👑 **Adalberto Mondesi** led the Majors with 24 stolen bases in 2020, eight more than **Jonathan Villar**, whose 16 steals ranked second...Mondesi's 24 stolen bases were more than the total of 13 teams, six of which made the postseason...his 16 steals in the month of September were more than Milwaukee (15) and Minnesota (14) had all season...Mondesi was on pace for 65 steals over a 162-game season, a total that would've marked the fourth-highest single season number in franchise history behind **Willie Wilson** (83 in 1979 and 79 in 1980) and **Tom Goodwin** (66 in 1996).

👑 Mondesi became the third Royal to lead the Majors in stolen bases, joining Wilson (83 in 1979) and teammate **Whit Merrifield** (45 in 2018).

McBROOM GOES THE DYNAMITE: **Ryan McBroom** led the Majors with five pinch hits, three of which were home runs (no other player had more than 1 pinch-hit homer in 2020)...all three of his pinch-hit homers came within a 19-day span from Aug. 11-29, including a game-tying shot in the eighth inning on Aug. 11 in Cincinnati, a go-ahead pinch-hit homer in the eighth inning on Aug. 26 in St. Louis, and a solo shot in a pinch in the seventh inning on Aug. 29 at the White Sox...McBroom's three pinch-hit homers set a new single-season franchise record, passing **Steve Balboni** (1987) and **Carmelo Martinez** (1991) and a career franchise record, breaking a tie with 13 other Royals—including current teammate **Ryan O'Hearn**—who were tied with two.

👑 McBroom was the first American League player to record at least three pinch-hit home runs in a single season since **Daniel Palka** (4) in 2018, and McBroom's three pinch-hit homers in August were the most by an American League player in any calendar month since **Del Wilber** (3) in May 1953.

👑 McBroom recorded a pinch hit in three consecutive games from Aug. 26-28, including two home runs and a single, becoming just the second Royal, according to *Elias*, to record a pinch hit in three consecutive team games, joining **Hal McRae** (July 27-29, 1986)...he was the first American League player with a pinch hit in three consecutive games since the Angels' **Vladimir Guerrero** did it from June 15-17, 2009.

👑 McBroom went 5-for-15 (.333) as a pinch hitter in 2020, and his Majors-most five pinch hits were the most by a Royal since **Brayan Peña** (5) in 2009.

👑 McBroom had a go-ahead RBI single in the eighth inning on Aug. 25 in St. Louis, and had a go-ahead, pinch-hit home run in the eighth inning on the following day, Aug. 26 in St. Louis...according to *Elias*, McBroom became the fourth Royal (5th time) to record a go-ahead RBI hit in the eighth or later in consecutive games, joining **Jeff Conine** (July 12-13), **Amos Otis** (Aug. 25-26, 1982 and May 24-25, 1979) and **Hawk Taylor** (June 27-28, 1969).

AFTERNOON DELIGHT: Kansas City went 5-8 in day games in 2020, including 3-3 in their last six after going 2-5 through the first seven...the Royals' 13 day games out of 60 (21.7%) marked the lowest percentage of day games played in club history, just under the 22.8% (37 of 162) in 1980...the Royals' 13 day games were 17 fewer than the Athletics, who led the Majors with 30, and only the Reds (10), Braves (12) and Red Sox (12) played fewer day games than the Royals.

GETTING DEFENSIVE: The Royals turned 62 double plays on defense during the 2020 season, which led the American League and finished second in the Majors to Colorado (78)...after committing an American League-most 16 errors through their first 13 games, the Royals were charged with a Major League-low 15 errors over their remaining 47 games...for the season, seven of the club's 31 errors (22.6%) were charged to pitchers.

👑 Royals catchers allowed just 17 stolen bases during the 2020 season, tied for third fewest in the Majors ahead of the White Sox (16) and St. Louis (8).

👑 Only six pitchers in the Majors made at least nine starts in 2020 and did not allow a stolen base, and three of them were Royals: **Danny Duffy** (0 attempts), **Brad Keller** (0), **Brady Singer** (1), **Marco Gonzales** (0), **Charlie Morton** (2) and **Masahiro Tanaka** (2).

HOMER HAPPY: The Royals homered 68 times in 60 games (1.13 HR/G), the second-highest per-game rate in franchise history, trailing only their 2017 season, in which they hit a club-record 193 home runs in 162 games (1.19 HR/G)...they had at least four homers in four different games during the 2020 season, matching their total from all of 2019...on July 27 in Detroit, the Royals hit six home runs, matching a franchise record previously done on May 21, 2003 at Seattle and July 14, 1991 at Detroit...the Royals homered in 10 consecutive games from Aug. 6-17—in which they hit a total of 16 home runs—to mark one of eight double-digit streaks in franchise history and their last *longer* homer streak came in 2004, when they had an 11-game run.

👑 Of the Royals' 68 home runs in 2020, 38 were solo shots (55.9%), 17 were two-run shots (25.0%) and 13 were three-run shots (19.1%)...the Royals did not record a grand slam in the shortened 60-game season for just the sixth time in 52 years, joining slam-less seasons in 2007, 1983, 1979, 1976-77.

SEASON SUMMARY/STANDINGS

SUPER DUPER: Royals' replay specialist, **Bill Duplissea**, was successful on seven of his 10 challenges in 2020 (70.0%), the third-highest overturned rate in the Majors behind Boston (76.9%, 10 of 13) and the White Sox (72.7%, 8 of 11), and well ahead of the league average of 42.4%...all three of his challenges that were not overturned came back as "stands," making the Royals one of three teams with no "confirmed" calls against, joining the White Sox and Nationals.

👑 Duplissea owns a Majors-best 73.0% success rate (116-for-159) over the last five seasons (since 2016), well ahead of the Yankees, who rank second with a 67.5% overturn rate...Duper's 116 overturns rank second to the Rays, who have 118—just two more than the Royals—despite challenging 91 more plays.

DOUBLEHEADERS: The Royals played two traditional doubleheaders in 2020 within a five day stretch from Aug. 15-19...the first one, on Aug. 15 at Target Field, was scheduled due to severe weather in the Minneapolis area on Aug. 14, which postponed the first of a four-game weekend set vs. the Twins...the Royals and Twins split two games on Aug. 15, including a Royals win in Game 2 to mark the 600th win of **Mike Matheny's** managerial career...three days later, their Aug. 18 game vs. Cincinnati was postponed out of an abundance of caution to allow for additional COVID-19 testing within the Reds' organization...that set the stage for two games on Aug. 19, marking the Royals' first traditional doubleheader vs. a National League team since June 10, 2004 vs. Montreal...the Royals split the two-game set with Cincinnati with a win in Game 1, in which **Brad Keller** took a no-hitter into the sixth inning.

👑 Both doubleheaders featured two 7.0-inning games in accordance with the agreement between MLB and the Players Association for the 2020 season...the Aug. 19 doubleheader vs. Cincinnati was the 76th traditional doubleheader in the 48-year history of Kauffman Stadium, and the first that featured two 7.0-inning games...that day marked the 15th and 16th games out of 3,766 (0.004%) at Kauffman Stadium that went 7.0 innings or fewer.

SHUTOUT CENTRAL: The Royals were involved in a shutout in 11 of the their 60 games (18.3%), one behind Cleveland (12) for the most in the American League...the Royals were on the wrong side of seven of those, which matched Miami, Cincinnati and Detroit for most in the Majors...six of the 11 shutouts the Royals were involved in came within a 12-game span from Sept. 9-22, including three straight games from Sept. 13-16 (2 wins, 1 loss)...this marked just the second time in club history, according to Bally Sports Kansas City's **Dave Holtzman**, that the Royals pitched a shutout twice in three games sandwiched around a game in which they were shut out...the other time was from Sept. 11-13, 1969, when they shut out the Angels 3-0, were shut out by the Twins 3-0, then shut out the Twins 1-0...their four shutout wins were tied for fourth most in the American League behind Cleveland (7), Chicago (6) and Oakland (5).

ON THE TUBE: The 2020 Royals produced a 4.6 average rating on FOX Sports Kansas City, according to Nielsen...this marked a four percent increase over their 2019 average and—despite missing the playoffs—ranked sixth among local market ratings in Major League Baseball...the Royals, who finished fourth in the American League Central at 26-34, have ranked in baseball's top 10 for local market ratings in eight consecutive seasons.

NEW SKIPPER: **Mike Matheny** led the Royals to a 26-34 (.433) record in his first season as manager, which would've paced out to 70 wins over a 162-game season...that would've marked an 11-game improvement over 2019, when the Royals won just 59 games...Matheny's .433 win percentage matched that of **Ned Yost** (55-72) in his first season as Royals manager in 2010, when he took over on May 14...Matheny was one of four American League managers in their first season with a new team in 2020, and his 26 wins matched the Angels' **Joe Maddon** among that group, just three behind Houston's **Dusty Baker** (29) and two ahead of Boston's **Ron Roenicke**...Matheny, who was named the Royals' 17th full-time manager on Oct. 31, 2019, earned his 600th career win as a manager in Game 2 of a doubleheader on Aug. 15 in Minnesota and finished the season with a career record of 617-508, the ninth most wins among managers active in 2020, behind Baker, **Terry Francona**, Maddon, **Bob Melvin**, **Ron Gardenhire**, **Joe Girardi**, **Bud Black** and **Don Mattingly**...his .548 winning percentage is fourth-highest among active managers behind only **Aaron Boone**, **Dave Roberts** and Girardi.

2020 STANDINGS

AMERICAN LEAGUE EAST					NATIONAL LEAGUE EAST						
	W	L	PCT.	GB	DIF		W	L	PCT.	GB	DIF
Tampa Bay Rays	40	20	.667	--	60	Atlanta Braves	35	25	.583	--	60
New York Yankees*	33	27	.550	7.0	45	Miami Marlins*	31	29	.517	4.0	-41
Toronto Blue Jays*	32	28	.533	8.0	-10	Philadelphia Phillies	28	32	.467	7.0	-5
Baltimore Orioles	25	35	.417	15.0	-20	New York Mets	26	34	.433	9.0	-22
Boston Red Sox	24	36	.400	16.0	-59	Washington Nationals	26	34	.433	9.0	-8
AMERICAN LEAGUE CENTRAL					NATIONAL LEAGUE CENTRAL						
	W	L	PCT.	GB	DIF		W	L	PCT.	GB	DIF
Minnesota Twins	36	24	.600	--	54	Chicago Cubs	34	26	.567	--	25
Chicago White Sox*	35	25	.583	1.0	60	Cincinnati Reds*	31	29	.517	3.0	11
Cleveland Indians*	35	25	.583	1.0	39	St. Louis Cardinals*	30	28	.517	3.0	0
KANSAS CITY ROYALS	26	34	.433	10.0	-24	Milwaukee Brewers*	29	31	.483	5.0	-17
Detroit Tigers	23	35	.397	12.0	-69	Pittsburgh Pirates	19	41	.317	15.0	-79
AMERICAN LEAGUE WEST					NATIONAL LEAGUE WEST						
	W	L	PCT.	GB	DIF		W	L	PCT.	GB	DIF
Oakland Athletics	36	24	.600	--	42	Los Angeles Dodgers	43	17	.717	--	136
Houston Astros*	29	31	.483	7.0	4	San Diego Padres*	37	23	.617	6.0	84
Seattle Mariners	27	33	.450	9.0	-49	San Francisco Giants	29	31	.483	14.0	2
Los Angeles Angels	26	34	.433	10.0	-27	Colorado Rockies	26	34	.433	17.0	-78
Texas Rangers	22	38	.367	14.0	-88	Arizona Diamondbacks	25	35	.417	18.0	-26

* Qualified for Postseason

2020 HITTING/PITCHING

NO.	PLAYER	CLUB	BATS	AVG	G	AB	R	H	TB	2B	3B	HR	RBI	BB	SO	SB	CS	OBP	SLG	OPS		
19	Cordero, F	KC	L	.211	16	38	7	8	17	3	0	2	7	4	0	4	1	0	.286	.447	.733	
17	Dozier, H	KC	R	.228	44	158	29	36	62	4	2	6	12	27	0	48	4	0	.344	.392	.736	
7	Franco, M	KC	R	.278	60	223	23	62	102	16	0	8	38	16	1	38	1	0	.321	.457	.778	
36	Gallagher, C	KC	R	.283	25	53	10	15	23	5	0	1	3	6	0	11	0	0	.356	.434	.790	
4	Gordon, A	KC	L	.209	50	163	15	34	50	4	0	4	11	18	0	37	0	0	.299	.307	.606	
16	Gutierrez, K	KC	R	.111	4	9	0	1	1	0	0	0	0	3	0	6	0	0	.333	.111	.444	
0	Heath, N	KC	L	.154	15	13	2	2	3	1	0	0	3	2	0	6	2	2	.313	.231	.543	
18	Hernández, O	KC	R	.500	4	4	1	2	2	0	0	0	0	0	0	1	0	0	.500	.500	1.000	
1	Lopez, N	KC	L	.201	56	169	15	34	45	8	0	1	13	18	0	41	0	5	.286	.266	.552	
9	McBroom, R	KC	R	.247	36	81	8	20	41	3	0	6	10	4	0	30	0	0	.282	.506	.788	
26	Mejia, E	KC	S	.071	8	14	1	1	2	1	0	0	0	0	0	7	1	0	.071	.143	.214	
	Mejia, E	KC	L	.143		7	0	1	2	1	0	0	0	0	0	4	1	0	.143	.286	.429	
	Mejia, E	KC	R	.000		7	1	0	0	0	0	0	0	0	0	3	0	0	.000	.000	.000	
15	Merrifield, W	KC	R	.282	60	248	38	70	109	12	0	9	30	12	0	33	12	3	.325	.440	.764	
27	Mondesi, A	KC	S	.256	59	219	33	56	91	11	3	6	22	11	0	70	24	8	.294	.416	.710	
	Mondesi, A	KC	L	.235		166	4	39	54	7	1	2	12	9	0	59	6	2	.278	.325	.604	
	Mondesi, A	KC	R	.321		53	29	17	37	4	2	4	10	2	0	11	18	6	.345	.698	1.044	
66	O'Hearn, R	KC	L	.195	42	113	7	22	34	6	0	2	18	18	2	37	0	0	.303	.301	.604	
14	Olivares, E	TOT	R	.240	31	96	9	23	36	2	1	3	10	4	0	25	0	2	.267	.375	.642	
	Olivares, E	KC	R	.274	18	62	5	17	26	1	1	2	7	2	0	11	0	1	.292	.419	.712	
	Olivares, E	SD	R	.176	13	34	4	6	10	1	0	1	3	2	0	14	0	1	.222	.294	.516	
13	Perez, S	KC	R	.333	37	150	22	50	95	12	0	11	32	3	0	36	1	0	.353	.633	.986	
14	Phillips, B	TOT	L	.196	35	51	10	10	20	0	2	2	5	8	0	15	6	1	.305	.392	.697	
	Phillips, B	KC	L	.226	18	31	8	7	12	0	1	1	2	3	0	8	3	1	.294	.387	.681	
	Phillips, B	TB	L	.150	17	20	2	3	8	0	1	1	3	5	0	7	3	0	.320	.400	.720	
46	Reynolds, M	KC	R	.000	3	11	1	0	0	0	0	0	0	0	0	7	0	0	.000	.000	.000	
12	Soler, J	KC	R	.228	43	149	17	34	66	8	0	8	24	19	0	60	0	0	.326	.443	.768	
11	Starling, B	KC	R	.169	35	59	5	10	14	1	0	1	5	4	0	27	0	0	.219	.237	.456	
72	Vitoria, M	KC	L	.190	15	21	1	4	5	1	0	0	0	2	0	9	0	0	.292	.238	.530	
KC TOTALS					.244	60	1988	248	485	800	97	7	68	237	172	3	527	49	20	.309	.402	.711

NO.	PLAYER	CLUB	TH	W-L	ERA	G	GS	CG	SHO	SV	IP	H	R	ER	HR	HB	BB	SO	WP	BK	AVG	
48	Adams, C	KC	R	0-0	9.35	6	0	0	0	0	8.2	15	9	9	1	0	0	6	2	0	.375	
58	Barlow, S	KC	R	2-1	4.20	32	0	0	0	2	30.0	27	14	14	4	2	9	39	2	0	.239	
64	Blewett, S	KC	R	0-0	6.00	2	0	0	0	0	3.0	6	2	2	0	0	1	4	0	0	.400	
54	Bolaños, R	KC	R	0-2	12.27	2	2	0	0	0	3.2	8	7	5	2	1	3	2	2	0	.471	
50	Bubic, K	KC	L	1-6	4.32	10	10	0	0	0	50.0	52	29	24	8	2	22	49	0	0	.263	
41	Duffy, D	KC	L	4-4	4.95	12	11	0	0	0	56.1	53	33	31	10	2	22	57	3	0	.249	
60	Griffin, F	KC	L	1-0	0.00	1	0	0	0	0	1.2	0	0	0	0	0	0	1	0	0	.000	
32	Hahn, J	KC	R	1-0	0.52	18	0	0	0	3	17.1	4	1	1	0	1	8	19	2	0	.071	
33	Harvey, M	KC	R	0-3	11.57	7	4	0	0	0	11.2	27	15	15	6	0	5	10	0	0	.450	
71	Hernández, C	KC	R	0-1	4.91	5	3	0	0	0	14.2	19	9	8	4	1	6	13	0	0	.317	
35	Holland, G	KC	R	3-0	1.91	28	0	0	0	6	28.1	20	8	6	1	3	7	31	1	0	.200	
65	Junis, J	KC	R	0-2	6.39	8	6	0	0	0	25.1	35	18	18	7	2	6	19	2	1	.333	
56	Keller, B	KC	R	5-3	2.47	9	9	1	1	0	54.2	39	16	15	2	2	17	35	1	0	.202	
31	Kennedy, I	KC	R	0-2	9.00	15	1	0	0	0	14.0	20	17	14	7	1	5	15	0	0	.323	
28	López, J	TOT	R	2-2	6.69	10	6	0	0	0	39.0	46	32	29	7	3	12	28	4	0	.297	
	López, J	BAL	R	2-2	6.34	9	6	0	0	0	38.1	43	30	27	7	3	12	28	4	0	.287	
	López, J	KC	R	0-0	27.00	1	0	0	0	0	0.2	3	2	2	0	0	0	0	0	0	.600	
55	Lovelady, R	KC	L	0-0	9.00	1	0	0	0	0	1.0	1	1	1	1	0	1	0	0	0	.333	
61	McCarthy, K	KC	R	0-0	4.50	5	0	0	0	0	6.0	10	3	3	1	1	2	2	0	0	.385	
21	Montgomery, M	KC	L	0-0	5.06	3	1	0	0	0	5.1	6	5	3	1	0	1	4	0	0	.286	
68	Newberry, J	KC	R	1-0	4.09	20	0	0	0	1	22.0	20	12	10	3	2	12	24	3	0	.256	
43	Rosario, R	KC	L	0-1	8.10	4	0	0	0	0	3.1	7	3	3	1	1	3	4	1	0	.438	
40	Rosenthal, T	TOT	R	1-0	1.90	23	0	0	0	11	23.2	12	6	5	2	1	8	38	0	1	.148	
	Rosenthal, T	KC	R	0-0	3.29	14	0	0	0	7	13.2	9	5	5	2	1	7	21	0	1	.188	
	Rosenthal, T	SD	R	1-0	0.00	9	0	0	0	4	10.0	3	1	0	0	0	1	17	0	0	.091	
51	Singer, B	KC	R	4-5	4.06	12	12	0	0	0	64.1	52	29	29	8	2	23	61	5	1	.220	
57	Sparkman, G	KC	R	0-0	5.40	4	0	0	0	0	5.0	9	6	3	0	0	1	2	0	0	.360	
67	Speier, G	KC	L	0-0	7.94	8	0	0	0	0	5.2	9	5	5	1	0	4	6	0	0	.346	
63	Staumont, J	KC	R	2-1	2.45	26	0	0	0	0	25.2	20	8	7	2	3	16	37	1	0	.215	
45	Zimmer, K	KC	R	1-0	1.57	16	1	0	0	0	23.0	14	4	4	0	1	10	26	2	0	.175	
53	Zuber, T	KC	R	1-2	4.09	23	0	0	0	0	22.0	15	11	10	4	1	20	30	1	0	.197	
KC TOTALS					26-34	4.30	60	60	1	4	19	517.0	500	272	247	76	29	211	517	28	3	.254

2020 HITTING SPLITS

SPLIT	AVG	AB	R	H	TB	2B	3B	HR	RBI	BB	IBB	SO	SB	CS	OBP	SLG	OPS	SAC	SF	HBP
Home Games	.257	980	129	252	408	49	4	33	123	93	1	258	26	9	.326	.416	.742	5	4	9
Away Games	.231	1008	119	233	392	48	3	35	114	79	2	269	23	11	.291	.389	.680	3	6	9
Day Games	.229	411	50	94	164	19	0	17	48	40	0	124	7	5	.300	.399	.699	1	1	2
Night Games	.248	1577	198	391	636	78	7	51	189	132	3	403	42	15	.311	.403	.714	7	9	16
July	.227	277	33	63	110	15	1	10	33	12	0	75	3	2	.273	.397	.670	1	2	6
August	.247	874	108	216	361	47	1	32	102	92	2	231	21	10	.322	.413	.736	2	4	7
September	.246	837	107	206	329	35	5	26	102	68	1	221	25	8	.305	.393	.698	5	4	5
On Mondays	.216	231	26	50	88	9	1	9	26	22	0	57	4	2	.293	.381	.674	0	0	3
On Tuesdays	.233	275	26	64	93	12	1	5	24	16	0	69	5	1	.276	.338	.614	1	2	1
On Wednesdays	.213	310	28	66	111	15	3	8	35	26	2	87	8	2	.274	.358	.632	0	3	1
On Thursdays	.340	188	43	64	112	19	1	9	43	15	0	33	7	1	.393	.596	.989	2	1	2
On Fridays	.249	301	33	75	113	12	1	8	30	31	1	79	13	3	.328	.375	.704	3	1	5
On Saturdays	.267	359	47	96	166	16	0	18	46	34	0	106	7	7	.336	.462	.798	1	2	4
On Sundays	.216	324	35	70	117	14	0	11	33	28	0	96	5	4	.282	.361	.643	1	1	2
Following a win	.244	819	97	200	324	31	3	29	91	79	3	218	27	9	.313	.396	.709	3	4	5
Following a loss	.247	1139	151	281	472	66	4	39	146	91	0	291	21	10	.307	.414	.721	5	6	10
vs Left	.245	420	51	103	174	25	2	14	49	33	0	101	10	5	.306	.414	.720	2	1	4
vs Right	.244	1568	197	382	626	72	5	54	188	139	3	426	39	15	.309	.399	.708	6	9	14
Team is ahead	.237	625	103	148	263	36	5	23	96	71	2	168	22	7	.317	.421	.738	3	6	5
Team is behind	.233	906	83	211	333	42	1	26	80	60	0	230	13	4	.286	.368	.654	3	1	8
Score is tied	.276	457	62	126	204	19	1	19	61	41	1	129	14	9	.340	.446	.786	2	3	5
Batting First	.283	247	39	70	109	12	0	9	30	14	0	35	12	3	.331	.441	.772	0	1	4
Batting Second	.249	233	43	58	103	9	3	10	26	24	0	82	15	3	.318	.442	.760	1	1	0
Batting Third	.285	235	33	67	128	16	0	15	44	16	0	71	2	0	.337	.545	.882	0	1	3
Batting Fourth	.243	218	23	53	90	11	1	8	38	30	3	62	0	1	.336	.413	.749	0	3	2
Batting Fifth	.237	224	22	53	75	13	0	3	20	21	0	53	7	0	.310	.335	.645	0	0	3
Batting Sixth	.240	225	24	54	89	10	2	7	23	14	0	64	0	1	.285	.396	.680	1	0	0
Batting Seventh	.220	218	16	48	77	9	1	6	20	14	0	59	3	4	.268	.353	.621	0	2	1
Batting Eighth	.214	196	23	42	67	7	0	6	25	18	0	49	6	8	.291	.342	.633	5	2	4
Batting Ninth	.208	192	25	40	62	10	0	4	11	21	0	52	4	0	.290	.323	.613	1	0	1
Leading Off	.276	486	15	134	215	30	3	15	15	25	0	99	0	1	.320	.442	.763	1	0	7
First Inning	.258	236	36	61	108	12	1	11	33	21	1	64	10	4	.330	.458	.787	0	0	4
Second Inning	.193	212	14	41	70	8	3	5	14	13	0	55	1	3	.239	.330	.569	2	1	0
Third Inning	.311	254	52	79	133	15	0	13	50	25	1	57	6	2	.377	.524	.900	2	2	3
Fourth Inning	.196	219	23	43	63	6	0	6	21	18	0	60	6	2	.263	.306	.568	0	1	2
Fifth Inning	.264	227	21	60	86	14	0	4	20	19	0	54	5	3	.319	.379	.698	0	4	1
Sixth Inning	.253	237	33	60	112	16	0	12	33	16	0	61	3	1	.303	.473	.776	1	0	1
Seventh Inning	.221	222	27	49	84	8	0	9	26	24	0	68	8	1	.308	.378	.686	0	0	4
Eighth Inning	.248	214	24	53	79	10	2	4	23	20	1	57	5	1	.316	.369	.686	1	1	2
Ninth Inning	.241	162	17	39	61	8	1	4	16	12	0	47	5	1	.297	.377	.674	1	0	1
Extra Innings	.000	5	1	0	0	0	0	0	1	4	0	4	0	2	.400	.000	.400	1	1	0
Bases Empty	.247	1150	38	284	461	53	5	38	38	86	0	300	0	0	.307	.401	.708	0	0	13
Runner at 1st	.238	366	35	87	149	21	1	13	34	33	0	91	27	17	.306	.407	.713	1	0	3
Runner at 2nd	.203	177	27	36	56	8	0	4	25	17	2	58	5	2	.273	.316	.590	6	0	0
Runner at 3rd	.283	60	25	17	24	5	1	0	23	7	0	17	0	0	.343	.400	.743	0	3	0
Runners at 1st & 2nd	.303	109	46	33	62	5	0	8	46	8	0	26	10	1	.356	.569	.925	0	0	1
Runners at 1st & 3rd	.372	43	34	16	29	4	0	3	42	6	0	8	7	0	.407	.674	1.082	1	5	0
Runners at 2nd & 3rd	.167	42	23	7	14	1	0	2	21	10	1	11	0	0	.327	.333	.660	0	0	0
Bases Loaded	.122	41	20	5	5	0	0	0	18	5	0	16	0	0	.224	.122	.346	0	2	1
Runners On	.240	838	210	201	339	44	2	30	199	86	3	227	49	20	.311	.405	.716	8	10	5
Scoring Position	.242	472	175	114	190	23	1	17	165	53	3	136	22	3	.315	.403	.717	7	10	2
No Outs	.279	700	69	195	325	43	3	27	67	34	0	159	17	7	.317	.464	.782	7	5	8
One Out	.229	663	98	152	258	33	2	23	91	64	1	192	17	7	.301	.389	.690	1	5	6
Two Outs	.221	625	81	138	217	21	2	18	79	74	2	176	15	6	.307	.347	.654	0	0	4
Late / Close	.214	196	22	42	65	9	1	4	21	22	1	52	6	3	.304	.332	.635	2	2	4
Ahead in Count	.281	559	82	157	265	30	0	26	78	172	3	99	15	9	.452	.474	.926	2	3	5
Behind in Count	.192	729	64	140	227	33	3	16	63	0	0	273	15	3	.195	.311	.506	2	2	3
Catcher	.316	212	34	67	121	18	0	12	34	10	0	52	1	0	.356	.571	.926	1	0	3
First Base	.249	221	26	55	88	11	2	6	25	21	2	72	2	0	.316	.398	.714	0	1	1
Second Base	.208	202	22	42	63	9	0	4	21	18	0	41	0	5	.286	.312	.598	3	0	4
Third Base	.245	216	21	53	89	15	0	7	30	17	1	49	2	0	.297	.412	.709	0	3	0
Shortstop	.259	228	33	59	95	12	3	6	23	11	0	73	24	8	.296	.417	.712	2	0	1
Left Field	.200	215	17	43	62	4	0	5	14	21	0	49	0	1	.280	.288	.569	0	0	3
Center Field	.250	212	27	53	85	9	1	7	29	19	0	51	8	1	.311	.401	.712	1	3	1
Right Field	.269	227	40	61	96	6	1	9	24	25	0	49	11	3	.345	.423	.768	0	1	2
Designated Hitter	.205	210	21	43	81	11	0	9	31	26	0	73	0	0	.299	.386	.684	0	2	3
Pinch Hitter	.200	45	5	9	20	2	0	3	6	4	0	18	0	0	.265	.444	.710	1	0	0

2020 PITCHING SPLITS

SPLIT	W-L	ERA	G	GS	CG	SHO	SV	IP	H	R	ER	HR	HB	BB	SO	WP	BK	WHIP	AVG	GDP
Home Games	15-15	4.16	30	30	1	1	11	266.0	272	137	123	34	11	91	244	19	2	1.36	.264	28
Away Games	11-19	4.45	30	30	0	0	8	251.0	228	135	124	42	18	120	273	9	1	1.39	.242	27
Day Games	5-8	4.28	13	13	1	1	4	109.1	109	60	52	11	4	46	103	6	1	1.42	.258	10
Night Games	21-26	4.30	47	47	0	0	15	407.2	391	212	195	65	25	165	414	22	2	1.36	.253	45
July	3-5	3.78	8	8	0	0	2	69.0	53	34	29	12	10	26	65	5	0	1.14	.213	9
August	11-16	4.38	27	27	0	0	9	228.0	230	125	111	34	14	111	238	11	3	1.5	.260	25
September	12-13	4.38	25	25	1	1	8	220.0	217	113	107	30	5	74	214	12	0	1.32	.259	21
On Mondays	3-4	3.81	7	7	0	0	2	59.0	54	28	25	7	3	26	49	4	0	1.36	.242	6
On Tuesdays	2-6	5.87	8	8	0	0	2	69.0	80	46	45	16	5	34	72	2	0	1.65	.300	10
On Wednesdays	5-5	3.30	10	10	0	0	3	84.2	66	34	31	11	6	35	94	4	0	1.19	.214	8
On Thursdays	4-1	4.80	5	5	0	0	2	45.0	45	24	24	8	2	16	43	1	0	1.36	.260	4
On Fridays	4-5	3.92	9	9	0	0	3	78.0	74	36	34	10	6	29	80	7	1	1.32	.247	8
On Saturdays	5-6	4.40	11	11	0	0	5	94.0	91	56	46	16	4	32	105	5	1	1.31	.251	10
On Sundays	3-7	4.33	10	10	1	1	2	87.1	89	48	42	8	3	39	74	5	1	1.47	.263	9
Following a win	10-15	4.52	128	25	1	1	8	215.0	216	114	108	36	15	88	215	11	3	1.41	.262	19
Following a loss	16-18	4.19	160	34	0	0	11	294.0	279	156	137	40	12	120	299	17	0	1.36	.249	35
Starter	14-26	4.70	60	60	1	1	0	275.2	276	157	144	47	12	104	242	13	2	1.38	.260	27
Reliever	12-8	3.84	60	0	0	0	19	241.1	224	115	103	29	17	107	275	15	1	1.37	.246	28

SPLIT	AVG	AB	R	H	TB	2B	3B	HR	RBI	BB	SO	SB	CS	OBP	SLG	OPS	SAC	SF	HBP	GDP
vs Left	.249	848	112	211	330	27	1	30	107	110	215	11	2	.343	.389	.732	3	6	14	17
vs Right	.257	1123	160	289	488	53	4	46	152	101	302	6	1	.324	.435	.758	1	12	15	38
Team is ahead	.239	640	78	153	248	19	2	24	75	60	177	5	0	.313	.388	.701	0	4	11	17
Team is behind	.271	872	127	236	380	45	3	31	121	88	215	9	3	.343	.436	.779	3	10	14	29
Score is tied	.242	459	67	111	190	16	0	21	63	63	125	3	0	.336	.414	.750	1	4	4	9
Leading Off	.247	462	12	114	174	20	2	12	12	47	132	0	0	.331	.377	.707	0	0	11	0
First Inning	.250	228	31	57	90	9	0	8	30	20	62	1	0	.310	.395	.704	0	3	1	6
Second Inning	.259	228	36	59	105	8	1	12	35	25	53	0	2	.341	.461	.802	0	1	4	6
Third Inning	.275	236	39	65	111	8	1	12	36	22	51	2	0	.341	.470	.811	0	3	3	5
Fourth Inning	.263	232	32	61	108	6	1	13	31	23	52	1	0	.336	.466	.801	0	3	4	7
Fifth Inning	.240	221	31	53	87	13	0	7	29	30	54	3	0	.346	.394	.740	1	2	7	7
Sixth Inning	.234	214	17	50	75	7	0	6	17	23	61	3	0	.315	.350	.666	1	1	3	14
Seventh Inning	.263	228	39	60	98	11	0	9	37	32	60	3	0	.352	.430	.782	2	5	2	3
Eighth Inning	.239	213	19	51	73	7	0	5	18	15	65	3	1	.293	.343	.635	0	0	1	6
Ninth Inning	.255	165	24	42	65	10	2	3	22	19	55	1	0	.342	.394	.736	0	0	3	1
Extra Innings	.333	6	4	2	6	1	0	1	4	2	4	0	0	.556	1.000	1.556	0	0	1	0
Bases Empty	.245	1112	38	272	434	38	5	38	38	120	301	0	0	.325	.390	.716	0	0	13	0
Runner at 1st	.281	423	44	119	191	18	0	18	42	35	95	12	3	.345	.452	.796	0	0	6	31
Runner at 2nd	.234	124	24	29	43	5	0	3	23	18	36	2	0	.340	.347	.687	0	0	2	0
Runner at 3rd	.263	38	17	10	22	3	0	3	17	5	13	0	0	.362	.579	.941	0	2	2	0
Runners at 1st & 2nd	.246	138	50	34	68	7	0	9	49	11	31	0	0	.311	.493	.804	3	0	2	17
Runners at 1st & 3rd	.404	52	44	21	34	4	0	3	38	9	12	3	0	.463	.654	1.117	1	5	1	4
Runners at 2nd & 3rd	.125	32	21	4	8	1	0	1	19	7	8	0	0	.271	.250	.521	0	7	2	0
Bases Loaded	.212	52	34	11	18	4	0	1	33	6	21	0	0	.286	.346	.632	0	4	1	3
Runners On	.265	859	234	228	384	42	0	38	221	91	216	17	3	.340	.447	.788	4	18	16	55
Scoring Position	.250	436	190	109	193	24	0	20	179	56	121	5	0	.337	.443	.779	4	18	10	24
No Outs	.260	697	66	181	288	31	2	24	64	66	182	1	1	.337	.413	.750	4	2	16	27
One Out	.231	615	89	142	245	24	2	25	87	72	154	6	1	.313	.398	.712	0	16	9	28
Two Outs	.269	659	117	177	285	25	1	27	108	73	181	10	1	.345	.432	.778	0	0	4	0
Late / Close	.196	189	16	37	60	6	1	5	16	22	70	2	0	.286	.317	.604	1	0	2	4
Ahead in Count	.212	731	78	155	244	21	1	22	75	0	282	3	1	.224	.334	.558	1	7	13	24
Behind in Count	.293	570	89	167	282	33	2	26	85	211	94	3	1	.484	.495	.979	0	4	4	15
0-0 Count	.361	194	58	70	127	12	0	15	55	0	0	5	1	.367	.655	1.021	2	2	3	4
0-1 Count	.335	170	33	57	98	8	0	11	33	0	0	1	0	.360	.576	.936	1	1	7	9
0-2 Count	.151	199	13	30	43	4	0	3	11	0	105	0	0	.158	.216	.374	0	1	2	2
1-0 Count	.400	135	27	54	81	9	0	6	25	0	0	0	0	.407	600	1.007	0	2	3	5
1-1 Count	.289	159	30	46	75	6	1	7	28	0	0	3	1	.298	.472	.769	1	5	4	2
1-2 Count	.188	362	32	68	103	9	1	8	31	0	177	2	0	.194	.285	.479	0	5	4	13
2-0 Count	.392	51	14	20	37	5	0	4	13	0	0	1	0	.404	.725	1.129	0	0	1	2
2-1 Count	.318	110	9	35	54	8	1	3	9	0	0	2	0	.318	.491	.809	0	0	0	3
2-2 Count	.196	317	17	62	90	8	1	6	16	0	141	3	0	.208	.284	.492	0	0	5	10
3-0 Count	.333	3	2	1	1	0	0	0	1	42	0	0	0	.956	.333	1.289	0	0	0	0
3-1 Count	.391	46	9	18	33	3	0	4	9	64	0	0	0	.745	.717	1.463	0	0	0	1
3-2 Count	.173	225	28	39	76	8	1	9	28	105	94	0	0	.434	.338	.772	0	2	0	4

2020 AMERICAN LEAGUE TEAM STATS

BATTING

CLUB	AVG	AB	R	H	TB	2B	3B	HR	RBI	BB	SO	SB	CS	OBP	SLG	OPS	SAC	SF	HBP	GIDP
Boston Red Sox	.265	2083	292	552	927	118	7	81	278	187	545	31	9	.330	.445	.776	4	9	21	51
Chicago White Sox	.261	2047	306	534	928	94	6	96	294	179	571	20	8	.326	.453	.779	1	13	24	44
Baltimore Orioles	.258	2026	274	523	870	102	7	77	264	164	514	19	14	.321	.429	.750	15	10	27	32
Toronto Blue Jays	.255	2023	302	516	892	104	4	88	288	203	508	33	6	.325	.441	.766	8	14	12	39
Los Angeles Angels	.248	2020	294	501	869	97	8	85	285	239	490	21	8	.332	.430	.762	6	18	25	49
New York Yankees	.247	1915	315	473	856	87	7	94	301	251	480	27	7	.342	.447	.789	1	11	30	51
Detroit Tigers	.245	1893	249	463	751	78	12	62	242	147	567	19	6	.303	.397	.700	1	14	19	42
Kansas City Royals	.244	1988	248	485	800	97	7	68	237	172	527	49	20	.309	.402	.711	8	10	18	28
Minnesota Twins	.242	1937	269	468	828	81	3	91	258	186	528	14	7	.315	.427	.743	2	14	29	38
Houston Astros	.240	1992	279	478	812	103	12	69	268	192	440	22	11	.312	.408	.720	6	13	23	39
Tampa Bay Rays	.238	1975	289	470	839	105	12	80	274	243	608	48	9	.328	.425	.753	0	14	28	38
Cleveland Indians	.228	1959	248	446	729	96	5	59	234	239	517	25	10	.317	.372	.689	7	16	24	40
Seattle Mariners	.226	1929	254	435	713	88	5	60	244	207	545	50	16	.309	.370	.678	3	12	30	35
Oakland Athletics	.225	1908	274	430	756	91	11	71	264	238	524	26	3	.322	.396	.718	2	14	39	44
Texas Rangers	.217	1936	224	420	704	80	9	62	204	167	548	49	14	.285	.364	.648	2	18	24	33

PITCHING

TEAM	W-L	ERA	G	GS	CG	SHO	SV	SVO	IP	H	R	ER	HR	HB	BB	SO	WP	BK	WHIP	AVG
Cleveland Indians	35-25	3.29	60	60	1	7	20	28	536.0	440	209	196	68	27	157	621	20	1	1.11	.223
Tampa Bay Rays	40-20	3.56	60	60	0	4	23	31	527.2	475	229	209	70	29	168	552	30	1	1.22	.238
Minnesota Twins	36-24	3.58	60	60	0	4	17	27	513.1	448	215	204	62	21	170	535	20	1	1.20	.232
Oakland Athletics	36-24	3.77	60	60	1	5	17	21	515.1	471	232	216	69	15	165	506	16	1	1.23	.240
Chicago White Sox	35-25	3.81	60	60	1	6	13	25	527.0	448	246	223	71	23	217	523	24	0	1.26	.226
Kansas City Royals	26-34	4.30	60	60	1	4	19	20	517.0	500	272	247	76	29	211	517	28	3	1.38	.254
Houston Astros	29-31	4.31	60	60	0	0	16	29	524.0	472	275	251	70	29	217	526	25	4	1.31	.239
New York Yankees	33-27	4.35	60	60	2	2	14	23	500.2	455	270	242	83	25	168	588	22	2	1.24	.236
Baltimore Orioles	25-35	4.51	60	60	0	1	11	18	518.2	489	294	260	79	34	192	487	35	4	1.31	.246
Toronto Blue Jays	32-28	4.60	60	60	0	1	17	29	524.2	517	312	268	81	14	250	519	15	2	1.46	.255
Texas Rangers	22-38	5.02	60	60	2	3	10	19	516.2	479	312	288	81	30	236	489	21	2	1.38	.242
Seattle Mariners	27-33	5.03	60	60	1	0	15	24	516.2	482	303	289	79	37	230	469	23	1	1.38	.245
Los Angeles Angels	26-34	5.09	60	60	1	2	12	26	525.1	492	321	297	82	21	199	523	25	1	1.32	.245
Boston Red Sox	24-36	5.58	60	60	0	2	14	27	524.0	587	351	325	98	31	252	537	28	3	1.60	.281
Detroit Tigers	23-35	5.63	58	58	1	1	11	19	492.1	511	318	308	91	34	192	444	18	0	1.43	.265

FIELDING

TEAM	PCT	GS	TC	PO	A	E	DP	TP	PB	CWP	SB	CS
Cleveland Indians	.991	60	2138	1572	546	20	48	0	4	25	28	9
Tampa Bay Rays	.990	60	2019	1540	459	20	39	0	7	20	33	10
Minnesota Twins	.989	60	2075	1550	502	23	48	0	9	23	44	5
Oakland Athletics	.987	60	2061	1546	489	26	33	0	4	16	23	10
Chicago White Sox	.986	60	2138	1608	500	30	46	0	0	20	17	14
Kansas City Royals	.986	58	2008	1477	502	29	46	0	4	18	40	9
Houston Astros	.985	60	2085	1551	503	31	62	0	2	28	17	3
New York Yankees	.985	60	2157	1583	541	33	52	0	7	30	27	13
Baltimore Orioles	.983	60	2097	1576	485	36	36	0	3	25	50	17
Toronto Blue Jays	.982	60	2143	1574	530	39	47	0	6	15	32	10
Texas Rangers	.982	60	2137	1581	517	39	48	0	6	24	16	10
Seattle Mariners	.981	60	2057	1550	467	40	40	0	6	21	27	7
Los Angeles Angels	.980	60	2110	1556	511	43	42	0	5	35	23	8
Boston Red Sox	.979	60	2139	1572	522	45	59	0	5	28	33	13
Detroit Tigers	.976	60	2022	1502	472	48	37	0	6	22	22	10

2020 HIGHS & LOWS/MISC STATS

TEAM GAME BATTING

Most At-Bats:	41, vs. CWS, Aug. 1 41, vs. CHC, Aug. 6 47, at DET, July 27
Most Plate Appearances:	14, at DET, July 27
Most Runs:	18, vs. CHC, Aug. 6
Most Hits:	7, vs. CHC, Aug. 6
Most Doubles:	1, done 6 times.
Most Triples:	6, at DET, July 27
Most Home Runs:	11, vs. CHC, Aug. 6
Most Extra-Base Hits:	36, vs. CHC, Aug. 6
Most Total Bases:	14, at DET, July 27
Most Runs Batted In:	4, at DET, Sept. 16
Most Stolen Bases:	1, done 19 times.
Most Caught Stealing:	8, at CIN, Aug. 12
Most Walks:	8, vs. PIT, Sept. 13 18, at CLE, July 24
Most Strikeouts:	1, done 8 times.
Most Sac Hits:	2, at CIN, Aug. 12
Most Sac Flies:	3, at CLE, July 24
Most Hit-By-Pitch:	3, vs. MIN, Aug. 22
Most GDP:	

TEAM GAME PITCHING

Most Innings Pitched:	10.0, at CLE, July 25 (10 innings)
Most Hits Allowed:	21, vs. CWS, Aug. 1
Most Batters Faced:	53, vs. CWS, Aug. 1
Most Runs Allowed:	11, vs. CWS, Aug. 1 11, vs. CWS, Sept. 3
Most Earned Runs:	11, vs. CWS, Sept. 3
Most Home Runs Allowed:	4, vs. CIN, Aug. 19 4, vs. CLE, Sept. 1
Most Walks Allowed:	8, at CIN, Aug. 12 8, at STL, Aug. 26
Most Strikeouts:	15, at CLE, July 25 (10 innings)
Most Strikeouts (9-inning games):	14, at STL, Aug. 26 14, vs. DET, Sept. 26
Most Hit-By-Pitch:	3, at DET, July 28 3, at STL, Aug. 24 3, at STL, Aug. 26
Most Sac Hits:	1, done 8 times.
Most Sac Flies:	2, at CIN, Aug. 12
Most Hit-By-Pitch:	3, at CLE, July 24
Most GDP:	3, vs. MIN, Aug. 22

TEAM GAME BATTING

Most At-Bats:	5, done 69 times
Most Plate Appearances:	6, Whit Merrifield, at DET, July 27
Most Runs:	3, done 7 times
Most Hits:	4, Hunter Dozier, vs. MIN, Aug. 23 4, Salvador Perez, at MIL, Sept. 18 4, Adalberto Mondesi, vs. DET, Sept. 24
Most Doubles:	2, done 6 times
Most Triples:	1, done 7 times
Most Home Runs:	2, Maikel Franco, at DET, July 27 2, Jorge Soler, vs. MIN, August 8
Most Extra-Base Hits:	2, Salvador Perez, vs. STL, Sept. 23
Most Total Bases:	2, Franchy Cordero, vs. STL, Sept. 23
Most Runs Batted In:	3, Salvador Perez, vs. STL, Sept. 23 10, Salvador Perez, vs. STL, Sept. 23 5, Maikel Franco, at CLE, Sept. 10 5, Salvador Perez, vs. STL, Sept. 23 5, Franchy Cordero, vs. STL, Sept. 23
Most Stolen Bases:	2, done 7 times
Most Caught Stealing:	1, done 20 times
Most Walks:	3, done 4 times
Most Strikeouts:	4, Erick Mejia, at CLE, July 26 4, Adalberto Mondesi, at CIN, Aug. 11 (10 inn.) 4, Salvador Perez, vs. DET, Sept. 27
Most Sac Hits:	1, done 8 times
Most Sac Flies:	1, done 10 times
Most Hit-By-Pitch:	1, done 18 times
Most GDP:	1, done 28 times

TEAM GAME PITCHING

Most Innings Pitched:	9.0, Brad Keller, vs. PIT, Sept. 13
Most Hits Allowed:	10, Brady Singer, vs. CWS, Sept. 4 32, Brad Keller, vs. PIT, Sept. 13
Most Batters Faced:	6, Danny Duffy, vs. CWS, Sept. 3
Most Runs Allowed:	6, Danny Duffy, at MIL, Sept. 18
Most Earned Runs:	6, Danny Duffy, vs. CWS, Sept. 3 6, Danny Duffy, at MIL, Sept. 18
Most Home Runs:	3, Matt Harvey, vs. CLE, Sept. 1 3, Jake Junis, at CLE, Sept. 8 3, Carlos Hernández, vs. PIT, Sept. 12
Most Walks:	5, Danny Duffy, vs. CWS, Sept. 3 5, Brady Singer, vs. STL, Sept. 22
Most Strikeouts:	8, done 6 times
Most Hit-By-Pitch:	2, done 4 times

SCORE BY INNINGS	1	2	3	4	5	6	7	8	9	10	11	12	13	14	15	Total
ROYALS	36	14	52	23	21	33	27	24	17	1	-	-	-	-	-	248
Opponents	31	36	39	32	31	17	39	19	24	4	-	-	-	-	-	272

VICTORY MARGIN	1	2	3	4	5	6	7	8	9	10	11	12	13	14	15
ROYALS	8	5	5	2	1	-	-	1	1	1	2	-	-	-	-
Opponents	9	6	4	1	7	4	2	-	1	-	-	-	-	-	-

RECORD VS. OPPONENTS	TOTAL	CWS	CLE	DET	MIN	CHC	CIN	MIL	PIT	STL
Games	60	10	10	10	10	4	4	3	3	6
Record	26-34	1-9	5-5	6-4	5-5	1-3	2-2	0-3	3-0	3-3
Home	15-15	0-7	1-2	3-1	4-2	1-1	1-1	0-0	3-0	2-1
Road	11-19	1-2	4-3	3-3	1-3	0-2	1-1	0-3	0-0	1-2

OPENING DAY ROSTER/TRANSACTIONS

2020 OPENING DAY ROSTER

July 24 at Cleveland (L, 0-2)

Pitchers (16): Scott Barlow, Ronald Bolaños, Danny Duffy (L), Foster Griffin (L), Greg Holland, Ian Kennedy, Jorge López, Richard Lovelady (L), Kevin McCarthy, Mike Montgomery (L), Trevor Rosenthal, Glenn Sparkman, Gabe Speier (L), Josh Staumont, Kyle Zimmer, Tyler Zuber

Catchers (3): Óscar Hernández, Salvador Perez, Meibrys Viloria (L)

Infielders (5): Maikel Franco, Nicky Lopez (L), Ryan McBroom, Erick Mejia (S), Adalberto Mondesi (S)

Outfielders (6): Franchy Cordero (L), Alex Gordon (L), Whit Merrifield, Brett Phillips (L), Jorge Soler, Bubba Starling

Injured List (8): Chance Adams, Hunter Dozier, Cam Gallagher, Kelvin Gutierrez, Jakob Junis, Brad Keller, Ryan O'Hearn (L), Randy Rosario (L),

**Bereavement/
Family Medical
Emergency (1):** Jesse Hahn

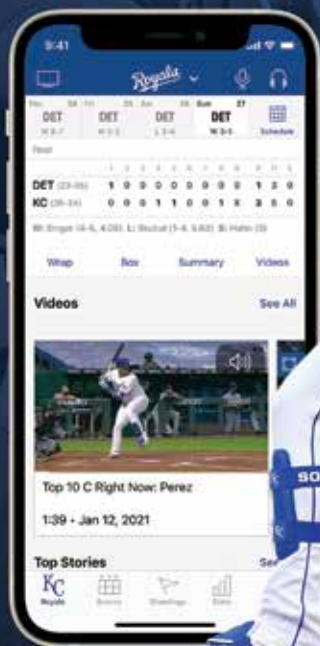
DATE	POS. PLAYER	TRANSACTION	DATE	POS. PLAYER	TRANSACTION
3/25	LHP Eric Skoglund	Designated for assignment	8/5	RHP Glenn Sparkman	Placed on IL (right forearm strain)
	RHP Trevor Rosenthal	Purchased from minors		OF Bubba Starling	Placed on IL
6/28	LHP Eric Skoglund	Outrighted to minors		C Meibrys Viloria	Recalled
7/4	C Salvador Perez	Placed on IL		RHP Scott Blewett	Recalled
	C Meibrys Viloria	Placed on IL	8/6	RHP Brad Keller	Returned from rehab assignment/ reinstated from IL
7/14	C Cam Gallagher	Placed on IL		C Meibrys Viloria	Optioned
	1B Ryan O'Hearn	Placed on IL		OF Erick Mejia	Optioned
	RHP Brad Keller	Placed on IL		RHP Scott Blewett	Optioned
	C Salvador Perez	Reinstated from IL	8/7	RHP Jorge López	Reinstated from Bereavement/ Family Medical Emergency List & designated for assignment
7/16	OF Franchy Cordero	Acquired via trade from San Diego for LHP Tim Hill		RHP Chance Adams	Optioned/reinstated from IL
	RHP Ronald Bolaños	Acquired via trade from San Diego for LHP Tim Hill		LHP Mike Montgomery	Transferred to 60-day IL
	INF Kelvin Gutierrez	Placed on 60-day IL (sprained right elbow)		RHP Glenn Sparkman	Transferred to 60-day IL
7/20	RHP Jakob Junis	Placed on IL	8/8	RHP Chance Adams	Recalled
	RHP Jake Newberry	Optioned		OF Nick Heath	Placed on IL (left hamstring strain)
7/22	RHP Stephen Woods Jr.	Retained for PTBNL/cash	8/9	OF Hunter Dozier	Returned from rehab assignment/ reinstated from IL
	OF Hunter Dozier	Outrighted off 40-man roster		OF Franchy Cordero	Placed on IL (right wrist sprain)
		Placed on IL		RHP Chance Adams	Optioned
7/23	RHP Chance Adams	Placed on IL (retro to July 20)	8/10	OF Franchy Cordero	Transferred to 60-day IL
	LHP Randy Rosario	Placed on IL (retro to July 20)	8/11	INF Jeison Guzmán	Recalled
	RHP Jesse Hahn	Placed on Bereavement/Family Medical Emergency List	8/14	OF Bubba Starling	Reinstated from IL
	C Meibrys Viloria	Returned from rehab assignment, reinstated from IL & recalled		INF Jeison Guzmán	Optioned
	RHP Ronald Bolaños	Recalled	8/15	RHP Scott Blewett	Recalled as the 29th man/ optioned postgame
	OF Franchy Cordero	Recalled	8/16	RHP Scott Blewett	Optioned
	LHP Foster Griffin	Recalled		C Meibrys Viloria	Recalled
	LHP Gabe Speier	Recalled		RHP Jakob Junis	Placed on IL (lower back spasms)
	RHP Kyle Zimmer	Recalled	8/17	RHP Jeese Hahn	Reinstated from Restricted List/ placed on Paternity List
	OF Erick Mejia	Selected		RHP Matt Harvey	Reinstated from Paternity List/ designated as 29th Man
	RHP Greg Holland	Selected	8/19	RHP Jeese Hahn	Selected
	RHP Tyler Zuber	Selected		RHP Matt Harvey	Selected
	C Óscar Hernández	Selected		RHP Kevin McCarthy	Optioned
7/25	RHP Brady Singer	Selected		LHP Gabe Speier	Optioned
	C Meibrys Viloria	Optioned	8/21	C Salvador Perez	Placed on IL (left eye central serous chorioretinopathy)
7/27	1B Ryan O'Hearn	Returned from rehab assignment and reinstated from IL		LHP Randy Rosario	Reinstated from IL
	LHP Richard Lovelady	Optioned	8/22	RHP Jake Newberry	Optioned (postgame)
7/28	OF Nick Heath	Recalled		RHP Chance Adams	Recalled
	RHP Jake Newberry	Recalled	8/25	RHP Tyler Zuber	Placed on Bereavement/Family Medical Emergency List
	LHP Foster Griffin	Placed on IL (left forearm strain)		RHP Jake Newberry	Recalled
	LHP Mike Montgomery	Placed on IL (lat strain)	8/26	RHP Jakob Junis	Reinstated from IL
	RHP Matt Harvey	Signed to minor league contract		RHP Chance Adams	Optioned
7/31	LHP Kris Bubic	Selected	8/27	OF Brett Phillips	Traded to Rays for INF Lucius Fox
	RHP Jorge López	Placed on Bereavement/Family Medical Emergency List		INF Lucius Fox	Acquired from Rays for OF Brett Phillips/optioned
	LHP Foster Griffin	Transferred to the 60-day IL	8/28	RHP Tyler Zuber	Reinstated from Bereavement/ Family Medical List
8/2	RHP Jakob Junis	Returned from rehab assignment/ reinstated from IL		RHP Trevor Rosenthal	Traded to Padres for OF Edward Olivares and PTBN
	C Cam Gallagher	Returned from rehab assignment/ reinstated from IL	8/29	RHP Trevor Rosenthal	Acquired from Padres with PTBN for RHP Trevor Rosenthal/ optioned
	RHP Ronald Bolaños	Optioned		OF Edward Olivares	Recalled
	C Óscar Hernández	Designated for assignment	8/30	RHP Carlos Hernández	Recalled

2020-21 TRANSACTIONS (CONT.)

DATE	POS. PLAYER	TRANSACTION
8/31	RHP Ian Kennedy	Placed on IL (left calf strain)
	RHP Chance Adams	Recalled
	OF Nick Heath	Reinstated from IL/optioned
9/3	OF Edward Olivares	Recalled
	LHP Randy Rosario	Designated for assignment
9/8	OF Jorge Soler	Placed on IL (right oblique strain)
	INF Matt Reynolds	Selected
9/11	C Salvador Perez	Reinstated from IL
	C Meibrys Vilorio	Optioned
9/12	INF Ryan McBroom	Optioned
	INF Matt Reynolds	Designated for assignment
	INF Kelvin Gutierrez	Returned from rehab assignment/ reinstated from IL
	OF Nick Heath	Recalled
	OF Michael Gigliotti	Traded to the Rays as PTBN to complete Stephen Woods Jr. trade
9/15	RHP Jakob Junis	Optioned (postgame)
9/16	RHP Matt Harvey	Placed on IL (right lat strain)
	RHP Scott Blewett	Recalled
	OF Erick Mejia	Recalled
9/21	OF Jorge Soler	Reinstated from IL
	INF Kelvin Gutierrez	Optioned
9/23	LHP Mike Montgomery	Returned from rehab assignment/ reinstated from IL
	RHP Jakob Junis	Recalled
	OF Erick Mejia	Optioned
	RHP Kyle Zimmer	Placed on 60-day IL (right elbow ulnar neuritis)
	OF Bubba Starling	Placed on IL (right lower back spasms)
	OF Franchy Cordero	Returned from rehab assignment/ reinstated from IL
	RHP Matt Harvey	Transferred to 60-day IL
	9/24	LHP Richard Lovelady
	RHP Scott Blewett	Optioned
9/25	RHP Greg Holland	Placed on IL (right oblique strain)
	OF Jorge Soler	Placed on IL (right oblique strain)
	INF Ryan McBroom	Recalled
	RHP Ian Kennedy	Reinstated from IL

DATE	POS. PLAYER	TRANSACTION
10/28	RHP Matt Harvey	Reinstated from IL/Elected free agency
	RHP Greg Holland	Elected free agency
	RHP Ian Kennedy	Elected free agency
10/30	RHP Carlos Sanabria	Claimed off waivers from Houston
	LHP Foster Griffin	Reinstated from IL
	RHP Glenn Sparkman	Reinstated from IL
	RHP Kyle Zimmer	Reinstated from IL
	RHP Kevin McCarthy	Outrighted to Omaha
	LHP Mike Montgomery	Outrighted to Omaha
11/5	RHP Dylan Coleman	Acquired from San Diego as PTBN to complete Trevor Rosenthal trade
11/20	RHP Chance Adams	Sent outright to Omaha
	OF Khalil Lee	Selected from Northwest Arkansas
	C Sebastian Rivero	Selected from Omaha
	LHP Daniel Tillo	Selected from Northwest Arkansas
	LHP Angel Zerpa	Selected from Burlington
	RHP Glenn Sparkman	Designated for assignment
	LHP Gabe Speier	Designated for assignment
11/23	RHP Glenn Sparkman	Released
11/25	LHP Gabe Speier	Sent outright to Omaha
11/30	OF Michael Taylor	Signed as a Major League free agent
	LHP Foster Griffin	Designated for assignment
12/1	LHP Mike Minor	Signed as a Major League free agent
	RHP Carlos Sanabria	Designated for assignment
12/2	INF Jeison Guzmán	Elected free agency
	LHP Foster Griffin	Elected free agency
	INF Maikel Franco	Elected free agency
	OF Bubba Starling	Elected free agency
	RHP Carlos Sanabria	Elected free agency
12/8	1B Carlos Santana	Signed as a Major League free agent
12/14	RHP Greg Holland	Signed as a Major League free agent
		Acquired from Boston with cash considerations as part of a three- team deal. The Red Sox received OF Franchy Cordero and two players to be named from the Royals and RHP Josh Winckowski and a player to be named from the Mets. The Mets received OF Khalil Lee from the Royals.
2/10	OF Andrew Benintendi	Signed to a four-year extension, with a team option for 2025
3/1	INF Hunter Dozier	Signed to a four-year extension, with a team option for 2025
3/5	OF Jarrod Dyson	Signed as a Major League free agent





OFFICIAL APP OF THE KANSAS CITY ROYALS

Get access to everything Royals everywhere you go. MLB is the #1 app for live Royals baseball. Delivering live audio broadcasts with your favorite announcers, customizable favorite team features, breaking news, video highlights and much more.



© 2021 MLB Advanced Media L.P. Major League Baseball trademarks and copyrights are used with permission of Major League Baseball. Visit MLB.com. Any other marks used herein are trademarks of their respective owners. Photos: Getty Images.

A full-page image with a blue color overlay. It shows the lower legs and feet of a person wearing athletic pants, dark socks, and dark sneakers with white soles. The person is standing on a light-colored, textured surface, possibly a running track. The word "HISTORY" is written in large, white, bold, sans-serif capital letters across the center of the image. A horizontal white brushstroke underline is positioned below the text.

HISTORY

5

GEORGE BRETT

Third Baseman, 1973-93

CAREER HONORS

- 👑 Inducted into the Baseball Hall of Fame in 1999
- 👑 Had his number retired by the Royals, May 14, 1994
- 👑 Won three batting titles (1976, 1980, 1990) and still the only player to win titles in three decades
- 👑 Voted AL MVP in 1980 and runner up in 1976 and 1985
- 👑 Named to 13 All-Star Games
- 👑 Won *Rawlings* Gold Glove in 1985
- 👑 1985 ALCS MVP
- 👑 Played in seven postseasons and two World Series, hitting .337 in those contests
- 👑 Ranks 6th on MLB's all-time doubles list with 665
- 👑 Ranks 17th on MLB's all-time hits list with 3,154
- 👑 His career-best .390 average in 1980 ranked as the highest since Ted Williams' .406 mark in 1941
- 👑 One of five players in MLB history with 3,000 hits, 300 home runs and 200 steals
- 👑 Named Royals Player of the Year eight times

George Brett wrapped up a 21-year Hall of Fame career with the Royals in 1993 after establishing himself as one of the greatest to ever play the game.

He became the only Royal and just the 11th third baseman to be inducted into the Hall of Fame on July 25, 1999 after receiving 98.2 percent of the votes, now the eighth-highest mark. He had his number retired by the Royals on May 14, 1994.

At the conclusion of Brett's career, he was the only player in Major League history to amass more than 3,000 hits, 300 home runs, 600 doubles, 100 triples and 200 stolen bases. He was the first player to win batting titles in three decades (1976, 1980, 1990) and retired as the AL career record holder for most intentional walks (229).

A 13-time All-Star, Brett is the club's all-time leader in every offensive category except stolen bases. He was the American League MVP in 1980, finished as the MVP runner up in 1976 and 1985, was a *Rawlings* Gold Glove Award winner in 1985 and was crowned the Royals Player of the Year eight times.

Brett hit .390 in his MVP season, posting the highest batting average since Ted Williams' .406 mark in 1941.

Born May 15, 1953 in Wheeling, W.Va., he captivated the baseball world with his performance in the 1985 ALCS and World Series, earning ALCS MVP honors after the Royals rallied from a three games to one deficit against the Toronto Blue Jays.

Brett posted a .373 career World Series average, going 19-for-51 in 13 games, with three doubles, one triple, one home run and four RBI. He holds numerous ALCS records after recording a career batting average of .340 in the league championships.

He culminated his career with his 3,000th hit on September 30, 1992. Overall, he guided the Royals to seven postseasons and two World Series. During his 21-year career with the Royals, Kansas City posted 15 winning seasons, including eight years with at least 90 wins.



CAREER BATTING

YEAR	CLUB	AVG	G	AB	R	H	2B	3B	HR	RBI	SH	SF	HP	BB	SO	SB	CS	E
1973	KANSAS CITY	.125	13	40	2	5	2	0	0	0	1	0	0	0	5	0	0	1
1974	KANSAS CITY	.282	133	457	49	129	21	5	2	47	6	2	0	21	38	8	5	21
1975	KANSAS CITY	.308	159	*634	84	*195	35	+13	11	90	9	6	2	46	49	13	10	26
1976	KANSAS CITY	*.333	159	*645	94	215	34	*14	7	67	2	8	1	49	36	21	11	26
1977	KANSAS CITY	.312	139	564	105	*176	32	13	22	88	3	3	2	55	24	14	12	21
1978	KANSAS CITY	.294	128	510	79	150	*45	8	9	62	3	5	1	39	35	23	7	16
1979	KANSAS CITY	.329	154	645	119	*212	42	*20	23	107	1	4	0	51	36	17	10	31
1980	KANSAS CITY	*.390	117	449	87	175	33	9	24	118	0	7	1	58	22	15	6	17
1981	KANSAS CITY	.314	89	347	42	109	27	7	6	43	0	4	1	27	23	14	6	14
1982	KANSAS CITY	.301	144	552	101	166	32	9	21	82	0	5	1	71	51	6	1	17
1983	KANSAS CITY	.310	123	464	90	144	38	2	25	93	0	3	1	57	39	0	1	25
1984	KANSAS CITY	.284	104	377	42	107	21	3	13	69	0	7	0	38	37	0	2	14
1985	KANSAS CITY	.335	155	550	108	184	38	5	30	112	0	9	3	103	49	9	1	15
1986	KANSAS CITY	.290	124	441	70	128	28	4	16	73	0	4	4	80	45	1	2	16
1987	KANSAS CITY	.290	115	427	71	124	18	2	22	78	0	8	1	72	47	6	3	9
1988	KANSAS CITY	.306	157	589	90	180	42	3	24	103	0	7	3	82	51	14	3	10
1989	KANSAS CITY	.282	124	457	67	129	26	3	12	80	0	9	3	59	47	14	4	2
1990	KANSAS CITY	*.329	142	544	82	179	+45	7	14	87	0	7	0	56	63	9	2	7
1991	KANSAS CITY	.255	131	505	77	129	40	2	10	61	1	8	0	58	75	2	0	1
1992	KANSAS CITY	.285	152	592	55	169	35	5	7	61	0	4	6	35	69	8	6	3
1993	KANSAS CITY	.266	145	560	69	149	31	3	19	75	0	10	3	39	67	7	5	0
Major League Totals		.305	2707	10349	1583	3154	665	137	317	1596	26	120	33	1096	908	201	97	292

*-Led league; + - Tied for league lead;

RETIRED NUMBERS (CONT.)

20 FRANK WHITE

Second Baseman, 1973-90

CAREER HONORS

- 👑 Inducted into the Royals Hall of Fame and had number retired in 1995
- 👑 Named to five All-Star games
- 👑 Won eight *Rawlings* Gold Gloves, including six straight, from 1977-82
- 👑 The eight *Rawlings* Gold Gloves are tied for the third-most among second basemen all-time
- 👑 Voted ALCS MVP in 1980
- 👑 Named to *The Sporting News* Silver Slugger Team in 1986
- 👑 Played in seven post-seasons and two World Series
- 👑 Twice named Royals Player of the Year

Frank White was the defensive star for the Royals from 1973 to 1990, winning eight *Rawlings* Gold Gloves, an American League record for second basemen at the time. Hall of Famer Bill Mazeroski (8), Ryne Sandberg (9) and Roberto Alomar (10) are the only second basemen in Major League history to accomplish the same feat. His number 20 was retired and he was inducted into the Royals Hall of Fame in 1995.

White claimed the *Rawlings* Gold Glove award six-straight seasons from 1977 to 1982 and missed an unprecedented ninth award in 1988 after committing just four errors that season and leading the league in fielding percentage.

He was selected to the All-Star team five times and earned the starting nod at second base in 1979. White, who ranked seventh all-time in fielding percentage among second basemen when he retired, was named the Royals' Player of the Year in 1983 and 1986.

A native of Kansas City, White was tabbed as the ALCS MVP in 1980 after hitting .545 (6-for-11) and driving in three runs to lead Kansas City to its first-ever World Series by defeating the New York Yankees.

In the 1985 World Series, White led all players with six RBI, hitting three doubles and a home run as KC rallied from a three games to one deficit to beat St. Louis.

Following his career-best 1986 season, White was selected to the Major League All-Star team that toured Japan in the offseason. He was also named to *The Sporting News* Silver Slugger Team.

The first-ever graduate of the experimental Royals Academy, White ranks second on the club's career charts in games (2,324), at bats (7,859) and hits (2,006). He also stands in the top five in career runs, doubles, triples, home runs, stolen bases, total bases and extra base hits. He hit three inside-the-park home runs during his playing career with the Royals.

White was honored with the Ernie Mehl Award for his contribution to the Kansas City community in 1988.



CAREER BATTING

YEAR	CLUB	AVG	G	AB	R	H	2B	3B	HR	RBI	SH	SF	HP	BB	SO	SB	CS	E
1973	Kansas City	.223	51	139	20	31	6	1	0	5	2	2	0	8	23	3	1	12
1974	Kansas City	.221	99	204	19	45	6	3	1	18	5	0	0	5	33	3	4	12
1975	Kansas City	.250	111	304	43	76	10	2	7	36	2	2	1	20	39	11	3	12
1976	Kansas City	.229	152	446	39	102	17	6	2	46	18	3	3	19	42	20	11	23
1977	Kansas City	.245	152	474	59	116	21	5	5	50	11	2	2	25	67	23	5	8
1978	Kansas City	.275	143	461	66	127	24	6	7	50	9	2	3	26	59	13	10	16
1979	Kansas City	.266	127	467	73	124	26	4	10	48	3	7	1	25	54	28	8	12
1980	Kansas City	.264	154	560	70	148	23	4	7	60	9	4	2	19	69	19	6	10
1981	Kansas City	.250	94	364	35	91	17	1	9	38	4	3	0	19	50	4	2	6
1982	Kansas City	.298	145	524	71	156	45	6	11	56	7	5	2	16	65	10	7	17
1983	Kansas City	.260	146	549	52	143	35	6	11	77	4	6	0	20	51	13	5	8
1984	Kansas City	.271	129	479	58	130	22	5	17	56	4	3	2	27	72	5	5	11
1985	Kansas City	.249	149	563	62	140	25	1	22	69	5	3	1	28	86	10	4	17
1986	Kansas City	.272	151	566	76	154	37	3	22	84	2	7	2	43	88	4	4	10
1987	Kansas City	.245	154	563	67	138	32	2	17	78	4	4	2	51	86	1	3	10
1988	Kansas City	.235	150	537	48	126	25	1	8	58	7	6	4	21	67	7	3	4
1989	Kansas City	.256	135	418	34	107	22	1	2	36	5	3	2	30	52	3	2	10
1990	Kansas City	.216	82	241	20	52	14	1	2	21	0	3	3	10	32	1	0	8
Major League Totals		.255	2324	7859	912	2006	407	58	160	886	101	65	30	412	1035	178	83	206

*-Led league; + - Tied for league lead;

RETIRED NUMBERS (CONT.)

10 DICK HOWSER

Manager, 1981-87

CAREER HONORS

- 👑 Inducted into Royals Hall of Fame and had number retired in 1987
- 👑 Managed Royals during 1985 World Series title season
- 👑 Ranks third in team history with 404 wins as Royals manager
- 👑 Directed Royals to three division titles
- 👑 Guided KC to a 91-71 record in 1985, tied for sixth-most wins in franchise history
- 👑 ESPN Manager of the Year in 1984
- 👑 Named to 1961 All-Star team as a player
- 👑 1961 *Sporting News* Rookie of the Year
- 👑 Elected into the College Baseball Hall of Fame in 2008

Dick Howser managed the Royals from August 31, 1981 to February 23, 1987 before losing a courageous battle to cancer on June 17, 1987. During Howser's regime, the Royals won three division titles and a World Series championship in 1985. His uniform number 10 was the first number retired by the Royals.

One of Major League Baseball's most successful and popular managers, he compiled a 404-365 record (.525) while skipping the Royals.

He guided the club in one of the most remarkable and endearing comebacks in Major League postseason history, defeating Toronto in the ALCS and St. Louis to win the 1985 World Series. His skills and ability to maneuver the lineup and roster played an important role in the club's success, as he capitalized on a strong starting pitching staff and maximized an offense that ranked 13th in average and runs scored.

Howser's World Series season was quite an encore for a manager who was named the ESPN Manager of the Year and finished second in the Baseball Writer's Manager of the Year balloting in 1984. His 1984 club was hampered by injuries throughout the year as his starting lineup was together for only 50 of the 162 games. Despite the injuries, he guided the Royals from a sixth-place standing and a 40-51 record on July 18, to capture the AL West crown by compiling an astonishing 44-25 record over the last 10 weeks.

Overall, he compiled a 507-425 (.544) record at the big league level after guiding the New York Yankees to 103 wins in 1980, becoming just the fourth manager in baseball to win 100 games in his first year.

Howser began his professional career after twice earning All-America honors at Florida State. The 1961 *Sporting News* Rookie of the Year with the Kansas City A's, he was a member of the 1961 All-Star team and enjoyed an eight-year Major League playing career.



MANAGERIAL CAREER

YEAR	CLUB	LEAGUE	GM	W	L	PCT	FINISH
1978	New York	AL East	1	0	1	.000	---
1980	New York	AL East	162	103	59	.636	1st
1981	Kansas City	AL West	33	20	13	.609	*1st
1982	Kansas City	AL West	162	90	72	.556	2nd
1983	Kansas City	AL West	162	79	83	.488	2nd
1984	Kansas City	AL West	162	84	78	.519	1st
1985	Kansas City	AL West	162	91	71	.562	1st (WS)
1986	Kansas City	AL West	88	40	48	.455	3rd
Major League Totals			932	507	425	.544	90

*-Second half of season

CAREER BATTING

YEAR	CLUB	AVG	G	AB	R	H	2B	3B	HR	RBI	SH	SF	HP	BB	SO	SB	CS	E
1961	Kansas City A's	.280	158	611	108	171	29	6	3	45	8	3	5	92	38	37	9	38
1962	Kansas City A's	.238	83	286	53	68	8	3	6	34	9	3	1	38	8	19	2	13
1963	Kansas City A's	.195	15	41	4	8	0	0	0	1	1	0	0	7	3	0	0	2
	Cleveland	.247	49	162	25	40	5	0	1	10	4	2	0	22	18	9	3	9
1964	Cleveland	.256	162	637	101	163	23	4	3	52	10	4	2	76	39	20	7	20
1965	Cleveland	.235	107	307	47	72	8	2	1	6	10	2	1	57	25	17	4	7
1966	Cleveland	.229	67	140	18	32	9	1	2	4	4	2	0	15	23	2	4	5
1967	New York (AL)	.268	63	149	18	40	6	0	0	10	3	0	2	25	15	1	4	3
1968	New York (AL)	.153	85	150	24	23	2	1	0	3	3	0	2	35	17	0	1	3
Major League Totals		.248	789	2483	398	617	90	17	16	165	58	16	13	367	186	105	34	100

42

JACKIE ROBINSON

Second Baseman, 1947-56

Jackie Robinson broke the Major League color barrier in 1947. He went on to win Rookie of the Year that season and the 1949 NL MVP. Robinson was a six-time All-Star, compiling a .311 career batting average, 1,518 hits and 197 stolen bases in his 10-year Major League career. Prior to his historic stint in the Majors, Robinson played in Kansas City for the Monarchs in 1945. On April 15, 1997, the 50th anniversary of his debut, Major League Baseball retired his number.

ROYALS HALL OF FAME

The Royals Hall of Fame, presented by Commerce Bank, is an education and entertainment venue blending the timelessness of a museum with the sheer fun of the ballpark for a one-of-a-kind outing at Kauffman Stadium. The 7,000+ square foot facility opened on July 17, 2009 and features dynamic exhibits that include artifacts, photos, documents and multi-media experiences tracing the history of professional baseball in Kansas City from the 1884 Kansas City Unions to the current day Kansas City Royals.

Fans can learn about the Royals founding and the special story of the innovative Royals Baseball Academy; the important role of player development and the minor leagues; hear more about great moments in Royals history; take a look back at the amazing careers of two of the greatest players to ever play- George Brett and Frank White; and relive the Royals championship seasons including Kansas City's first American League Championship in 1980, the amazing 1985 journey to a World Series title, the back-to-back American League Pennant winning seasons of 2014 and 2015 - and the unforgettable postseason run that made the 2015 Kansas City Royals into World Series Champions. Among the artifacts on display are:

- 👑 2015 World Series Trophy
- 👑 2015 World Series Final Out Baseball
- 👑 2015 American League Championship Trophy
- 👑 2014 American League Championship Trophy
- 👑 1985 World Series Trophy
- 👑 1985 American League Championship Trophy
- 👑 1980 American League Championship Trophy
- 👑 1976 American League West Championship Trophy
- 👑 1977 American League West Championship Trophy
- 👑 1978 American League West Championship Trophy
- 👑 1984 American League West Championship Trophy
- 👑 1980 American League MVP Award - Brett
- 👑 1985 American League Cy Young Award - Saberhagen
- 👑 Frank White's Eight Gold Gloves
- 👑 George Brett's 3,000th Hit Baseball & Bat
- 👑 Baseballs From Steve Busby's Two No-Hitters
- 👑 Salvador Perez' 2014 AL Wild Card Game Jersey
- 👑 Alex Gordon's 2015 World Series Game One Jersey
- 👑 2015 World Series Last Out Baseball



HALL OF FAME HIGHLIGHTS

- 👑 'Hail to the Game' Baseball and the Presidency - The Royals Hall of Fame is honored to be working with our friends in Cooperstown on a feature exhibit exploring the connection between baseball and the presidency. From 19th century political cartoons to current day mascots races at Nationals Park, America's Pastime and the presidency have a long and rich history together. Artifacts scheduled to be on display include Grover Cleveland Alexander's baseball jersey, William Howard Taft's lapel pin and first pitch baseball from 1910 - the first ever thrown by a sitting president on opening day. Gloves worn by Dwight D. Eisenhower and Jimmy Carter; a 1937 All Star Game Program featuring President Franklin Roosevelt - the first president to attend a mid-summer classic; and a baseball bat signed by Base Ruth and given to President Warren G. Harding.
- 👑 Royals Hall of Fame Plaques - Learn about the accomplishments and contributions of all twenty-six (26) members of the Royals Hall of Fame. The organizations' highest honor was first awarded in 1986 to Royals pitcher Steve Busby and outfielder Amos Otis, with the most recent inductee being five-time All-Star first baseman Mike Sweeney.
- 👑 Dugout Theatre Film - Take a seat in an authentic replica of the Royals dugout and enjoy a tribute to the making of the 2015 World Champion Kansas City Royals. This full HD film, displayed on the 36-foot long screen of the Royals Hall of Fame Theater, features an inside perspective on the commitment and work of the entire organization - the 'Royal Way' - that delivered championship baseball back to Kansas City.

ROYALS HALL OF FAME

ROYALS HALL OF FAMERS

The Royals Hall of Fame was established to honor individuals who have made exceptional contributions to the organization. To date, 26 people have been inducted into the Royals Hall of Fame:

Class	Inductee	Position	Class	Inductee	Position
1986	Amos Otis	Outfielder	1996	Muriel Kauffman	Owner
	Steve Busby	Pitcher		John Mayberry	First Baseman
	Paul Splittorff	Pitcher		Dan Quisenberry	Pitcher
1987	Cookie Rojas	Second Baseman	2000	Whitey Herzog	Manager
	Dick Howser	Manager		Willie Wilson	Outfielder
	Dennis Leonard	Pitcher		2003	Jeff Montgomery
1989	Hal McRae	Outfielder/DH	2004	Denny Matthews	Broadcaster
	Fred Patek	Shortstop	2005	Bret Saberhagen	Pitcher
1992	Larry Gura	Pitcher	2006	Mark Gubicza	Pitcher
	Joe Burke	Team President	2008	Art Stewart	Scout/Advisor
1993	Ewing Kauffman	Owner	2011	Kevin Appier	Pitcher
1994	George Brett	Third Baseman	2012	George Toma	Groundskeeper
1995	Frank White	Second Baseman	2015	Mike Sweeney	First Baseman



KEVIN APPIER

PITCHER: 1989-99, 2003-04 (INDUCTED 2011)

Kevin Appier's one of a kind delivery and devastating mix of pitches made him one of the most dominant pitchers of his era. The three-time Royals Pitcher of the Year retired in 2004 as the club's all-time strikeout leader with 1,458. He made more Opening Day starts (7) than any Kansas City pitcher before him. Appier posted the lowest ERA (2.56) in the league in 1993 and was named to the 1995 American League All-Star team. He is still the franchise's all-time leader in strikeouts and ranks in the top 10 in ERA, wins, winning percentage, shutouts, complete games, starts and innings.

KEVIN APPIER	W-L	ERA	G	GS	CG	SHO	SV	IP	H	R	ER	BB	SO
Kansas City (13 years)	115-92	3.49	287	275	32	10	0	1843.2	1671	771	714	634	1458



JOE BURKE

GM/PRESIDENT: 1973-92 (INDUCTED 1992)

Under **Joe Burke's** guidance, baseball achieved its greatest success in Kansas City. He joined the club in 1973 and served as general manager from 1974-1981. He was president of the club from that time until cancer took his life in 1992. Burke was named Major League Executive of the Year in 1976 and "Mr. Baseball" at the Kansas City Baseball Awards Dinner in 1978.



STEVE BUSBY

PITCHER: 1972-80 (INDUCTED 1986)

Steve Busby was one of the Royals' best pitchers and top competitors despite having his career shortened by a shoulder injury. From 1973-75, he averaged nearly 19 wins, 263.2 innings and 177 strikeouts per season while establishing many club records. A two-time All-Star, he became the only Major League pitcher to toss no-hitters in each of his first two big league seasons.

STEVE BUSBY	W-L	ERA	G	GS	CG	SHO	SV	IP	H	R	ER	BB	SO
Kansas City (8 years)	70-54	3.72	167	150	53	7	0	1060.2	1003	483	438	433	659

ROYALS HALL OF FAME (CONT.)



MARK GUBICZA

PITCHER: 1984-96 (INDUCTED 2006)

Mark Gubicza, the third-winningest pitcher in Royals history, recorded 132 victories in his 13 seasons with the Royals from 1984-1996. A two-time All-Star, Gubicza made his debut with the Royals in 1984 at the age of 21. He went 14-10 in 1985 and posted a pivotal Game 5 win over Toronto in the ALCS. Gubicza ended his career as the Royals all-time strikeout leader with 1,366, a mark later eclipsed by Kevin Appier.

MARK GUBICZA	W-L	ERA	G	GS	CG	SHO	SV	IP	H	R	ER	BB	SO
Kansas City (13 years)	132-135	3.91	382	327	42	16	2	2218.2	2226	1050	965	783	1366



LARRY GURA

PITCHER: 1976-85 (INDUCTED 1992)

Larry Gura logged a 111-78 record as a Royal and a winning percentage of .587, the second-best mark in club history. The crafty lefthander was a member of the 1980 American League All-Star squad and twice was selected as the Royals Pitcher of the Year (1978 and 1981). He recorded a career-high 18 victories in 1980 and 1982.

LARRY GURA	W-L	ERA	G	GS	CG	SHO	SV	IP	H	R	ER	BB	SO
Kansas City (10 years)	111-78	3.72	310	219	61	14	12	1701.1	1628	792	704	503	633



WHITEY HERZOG

MANAGER: 1975-79 (INDUCTED 2000)

Donrel Norman Elvert "**Whitey**" **Herzog** managed the Royals from 1975-1979. He led the team to three-straight American League Western Division titles, the first division titles in club history. His top season came in 1977 when he managed the Royals to a club-record 102 wins. The 1976 UPI Manager of the Year, he has the second-most wins in club history with a career record of 410-304. Herzog was inducted into the National Baseball Hall of Fame in July, 2010.

WHITEY HERZOG	DIVISION	GAMES	W	L	PCT	FINISH
Kansas City (5 years)	AL West	714	410	304	.574	3 AL West Championships



EWING KAUFFMAN

OWNER: 1968-93 (INDUCTED 1993)

The strength and integrity of **Ewing Kauffman's** ownership was the cornerstone of success for the Royals during the club's first 25 years. When purchasing the club as an expansion team in 1968, his primary motivation was to provide winning Major League Baseball for Kansas City. Prior to his death in 1993, he provided an innovative plan to ensure new ownership would keep baseball in Kansas City.



MURIEL KAUFFMAN

ROYALS FIRST LADY: 1968-95 (INDUCTED 1996)

Muriel Kauffman, the Royals' First Lady, was the driving force behind Mr. K's decision to buy the Kansas City Royals. She was a member of the club's Board of Directors and served as a major impetus to the smashing success of the Royal Lancers. Away from the ballpark, she established the Muriel McBrien Kauffman Foundation to support and perpetuate the performing arts and to advance education, research and prevention in the health field. "Mrs. K" passed away in 1995.

ROYALS HALL OF FAME (CONT.)



DENNIS LEONARD

PITCHER: 1974-86 (INDUCTED 2006)

Dennis Leonard is the only three-time 20-game winner in Royals history. The three-time Pitcher of the Year holds the club's career record for complete games and shutouts, and single season highs in starts, complete games, innings pitched and strikeouts. His 130 wins from 1975-81 were the most by a right-handed pitcher in the Major Leagues.

DENNIS LEONARD	W-L	ERA	G	GS	CG	SHO	SV	IP	H	R	ER	BB	SO
Kansas City (12 years)	144-106	3.70	312	302	103	23	1	2187.0	2137	1008	898	622	1323



DENNY MATTHEWS

BROADCASTER: 1969-PRESENT (INDUCTED 2004)

Denny Matthews, the 2007 Ford C. Frick Award winner, has been behind the microphone for the Royals since the club's first game in 1969. The "Voice of the Royals" has broadcast exclusively for the same team, without interruption, in seven different decades. He was honored as the 2007 Ford C. Frick Award winner during Hall of Fame induction ceremonies on July 29, 2007. Matthews joined the Royals as the number two announcer alongside Buddy Blattner prior to KC's inaugural season in 1969. He then took over the number-one job following the 1975 season.



JOHN MAYBERRY

FIRST BASEMAN: 1972-77 (INDUCTED 1996)

John Mayberry was the Royals' first true power hitter and probably the most impressive. He was a bomber in a lineup that featured speed and gap hitters. In six seasons in Kansas City, he averaged 24 home runs and 94 RBI. He earned All-Star honors in both 1973 and 1974 and became the club's first 30-home run hitter with 34 dingers in 1975.

JOHN MAYBERRY	AVG	G	AB	R	H	2B	3B	HR	RBI	BB	SO	SB
Kansas City (6 years)	.261	897	3131	459	816	139	10	143	552	561	457	16



HAL McRAE

OUTFIELDER/DH: 1973-87 (INDUCTED 1989)

Hal McRae's hard-nosed, aggressive style of play set the tone for the Royals championship clubs. He spent 14 full seasons in a Royals uniform and was recognized as one of the AL's most prolific designated hitters. He was a three-time All-Star, led the league in doubles twice and topped the loop with 133 RBI in 1982. He earned Royals Player of the Year honors in 1974 and 1982.

HAL McRAE	AVG	G	AB	R	H	2B	3B	HR	RBI	BB	SO	SB
Kansas City (15 years)	.293	1837	6568	873	1924	449	63	169	1012	616	697	105



JEFF MONTGOMERY

PITCHER: 1988-99 (INDUCTED 2003)

Jeff Montgomery spent 12 of his 13 Major League seasons in a Royals uniform and is the club's all-time saves leader with 304. The three-time All-Star (1992, 1993, 1996) was the Roloids AL Reliever of the Year in 1993, finishing tied for the league lead with 45 saves, matching the club record at the time. He also holds the club record for career appearances (686) and ranked ninth on MLB's all-time saves list at the time of his retirement.

JEFF MONTGOMERY	W-L	ERA	G	GS	CG	SHO	SV	IP	H	R	ER	BB	SO
Kansas City (12 years)	44-50	3.20	686	0	0	0	304	849.1	760	332	302	287	720

ROYALS HALL OF FAME (CONT.)



AMOS OTIS

OUTFIELDER: 1970-83 (INDUCTED 1986)

Amos Otis' career with the Royals spanned 14 years as he patrolled centerfield and excelled at the plate. He compiled a solid .280 average in a Kansas City uniform with 193 home runs, 992 RBI and 340 stolen bases while winning three Gold Gloves and five All-Star nominations. He was the Royals Player of the Year three times (1971, '73 and '78).

AMOS OTIS	AVG	G	AB	R	H	2B	3B	HR	RBI	BB	SO	SB
Kansas City (14 years)	.280	1891	7050	1074	1977	365	65	193	992	739	953	340



FRED PATEK

SHORTSTOP: 1971-79 (INDUCTED 1992)

Despite being the smallest player in the big leagues at 5'4", **Fred Patek** was a cornerstone of the early success of the franchise. The slick-fielding shortstop wore a Royals uniform from 1971-79, posting a .241 average in 1,245 games, earning three All-Star game selections. He led the league with 11 triples in 1971 and with 53 stolen bases in 1977.

FRED PATEK	AVG	G	AB	R	H	2B	3B	HR	RBI	BB	SO	SB
Kansas City (9 years)	.241	1245	4305	571	1036	182	41	28	382	413	586	336



DAN QUISENBERRY

PITCHER: 1979-88 (INDUCTED 1998)

Dan Quisenberry's pin-point control, submarine-style delivery and quick wit made him a favorite among his teammates, media, peers and fans. He earned the Royals Pitcher of the Year honors four times, was a three-time All-Star, led the AL in saves five times and was a five-time winner of the AL Fireman of the Year award. Quisenberry's life was claimed by cancer on September 30, 1998.

DAN QUISENBERRY	W-L	ERA	G	GS	CG	SHO	SV	IP	H	R	ER	BB	SO
Kansas City (10 years)	51-44	2.55	573	0	0	0	238	920.1	919	293	261	139	321



COOKIE ROJAS

SECOND BASEMAN: 1970-77 (INDUCTED 1987)

Cookie Rojas brought more than eight years of National League experience to the Royals in 1970. His experience and leadership abilities were felt immediately with the young expansion team, providing a solid base for future championships. Rojas was named to the American League All-Star team four consecutive years (1971-74).

COOKIE ROJAS	AVG	G	AB	R	H	2B	3B	HR	RBI	BB	SO	SB
Kansas City (8 years)	.268	880	3072	324	824	139	12	25	332	213	236	46



BRET SABERHAGEN

PITCHER: 1984-91 (INDUCTED 2005)

Bret Saberhagen is the only two-time Cy Young Award winner in Royals history. Saberhagen, the 1985 World Series MVP, pitched eight seasons for the Royals from 1984-91. He became the first KC pitcher and youngest pitcher in A.L. history to earn a Cy Young Award in 1985. He was a four-time Royals Pitcher of the Year and established a franchise record in wins with a 23-6 record and a league-best 2.16 ERA during his second Cy Young season of 1989.

BRET SABERHAGEN	W-L	ERA	G	GS	CG	SHO	SV	IP	H	R	ER	BB	SO
Kansas City (8 years)	110-78	3.21	252	226	64	14	1	1660.1	1551	650	593	331	1093

ROYALS HALL OF FAME (CONT.)



PAUL SPLITTORFF

PITCHER: 1970-84 (INDUCTED 2005)

Paul Splittorff's big league career included action in 15 seasons from 1970-84. He was a mainstay on the staff from 1972-80 when he averaged nearly 15 wins and 220 innings per year. The big left-hander holds the Royals career records for wins, starts and innings pitched. In 1973, he became the first 20-game winner in Royals history. Cancer claimed "Splitt" in 2011.

PAUL SPLITTORFF	W-L	ERA	G	GS	CG	SHO	SV	IP	H	R	ER	BB	SO
Kansas City (15 years)	166-143	3.81	429	392	88	17	1	2554.2	2644	1243	1082	780	1057



ART STEWART

SCOUT/ADVISOR: 1969-PRESENT (INDUCTED 2008)

Art Stewart became the first scouting/player development associate to be inducted into the Royals Hall of Fame on June 28, 2008. Stewart joined the Royals organization as a scout following the 1969 season and served as the director of scouting from 1984-96. Since 1997, he has served the Royals GM as a senior advisor. The 2007 winner of the Roland Hemond Award, which is presented for long-time service in scouting and player development, is credited with signing or drafting more than 70 players that reached the Majors, including Bo Jackson, Kevin Appier, Johnny Damon and Carlos Beltrán.



MIKE SWEENEY

FIRST BASEMAN/CATCHER: 1995-2007 (INDUCTED 2015)

Mike Sweeney became the 26th member elected to the Royals Hall of Fame on August 15, 2015. A five-time All-Star, Sweeney spent the first 13 years of his 16-year Major League career in Kansas City. The club record-holder for RBI in a season with 144 in 2000, Sweeney ranks in the top six all-time in Royals history in 17 offensive categories, including second in average and home runs (197). He narrowly missed winning the 2002 AL batting crown, hitting .340, the second-highest single-season average in club history to George Brett's .390 mark in 1980.

MIKE SWEENEY	AVG	G	AB	R	H	2B	3B	HR	RBI	BB	SO	SB
Kansas City (13 years)	.299	1282	4669	700	1398	297	5	197	837	484	555	50



GEORGE TOMA

GROUNDSKEEPER (INDUCTED 2012)

George Toma became the first inductee elected through the Royals Hall of Fame Veterans Committee which was part of a redesigned voting process established in 2011. Toma served as the Royals Head Groundskeeper from their inception in 1969 through the 1995 season. He also served as a consultant to the ballclub from 1995-97. He originally came to Kansas City in 1957 as head groundskeeper for the Kansas City Athletics. Generally regarded as the finest groundskeeper in the history of team sports, he earned the Professional Football Hall of Fame Pioneer Award in 2001 and joined mentor Emil Bossard as the first two inductees into the MLB Groundskeeper Association Hall of Fame in 2012.



WILLIE WILSON

OUTFIELDER: 1976-90 (INDUCTED 2000)

Willie Wilson became only the second player in baseball history to stroke 100 hits from each side of the plate in a season in 1980. The AL batting champion in 1982 (.332), he collected 2,207 hits and 668 stolen bases in his career, including a league-leading and Royals record 83 thefts in 1979. He was a *Rawlings* Gold Glove Award winner in 1980, was the Royals Player of the Year in 1981 and was on the American League All-Star team in 1982 and 1983.

WILLIE WILSON	AVG	G	AB	R	H	2B	3B	HR	RBI	BB	SO	SB
Kansas City (15 years)	.289	1787	6799	1060	1968	241	133	40	509	360	990	612

HISTORY OF BASEBALL IN KANSAS CITY

66 YEARS OF BASEBALL IN KANSAS CITY

2021 marks the 66th anniversary of the first American League game played in Kansas City. Left-handed pitcher Alex Kellner and the Athletics handed Ned Garver and the Detroit Tigers a 6-2 loss in the A's 1955 KC debut. Outfielder Bill Wilson hit the first home run in Kansas City A's history with a shot in the eighth inning. Pre-game festivities included a ceremonial first pitch by Kansas City native and former president Harry S. Truman.

The A's played all their games at Municipal Stadium (pictured below), sharing the facility with the Kansas City Chiefs football team. The stadium, located at 22nd and Brooklyn, opened July 3, 1923. It was originally named Muehlebach Field and also housed the Kansas City Monarchs and Kansas City Blues (minor league). A pair of short-lived football franchises, The Kansas City Blues (1924) and Kansas City Cowboys (1925-26) also played at the stadium. The Royals used the stadium from 1969-72.



1969 Municipal Stadium Facts

Seating Capacity:34,165

Ticket Prices

Box Seats: \$3.50
 Reserved Grandstand: \$2.50
 General Admission: \$1.50
 General Admission (12 & under):... \$1.00

Outfield Distances

Left: 369
 Left Center: 408
 Center: 421
 Right Center: 382
 Right: 338

Height of fence: left-13; center-40; right-13

KANSAS CITY BASEBALL TIMELINE

Year	Team	League	Notes
1884	Unions	Union Association	Posted 16-63-3 record, finished 12th
1885-1888	Cowboys	NL, WL, AA	Played at Association Park (30-91 in 1886; 43-89 in 1888)
1888-1903	Blues	WL, AA	Played at Exposition Park, won Western League pennant in 1890 and 1898
1902-1903	Blue Stockings	Western	n/a
1914-1915	Packers	Federal	Posted 67-84-3 in 1914; 81-72 in 1915, played at Federal League Park
1920-1962	Monarchs	Negro-AL	Played at Association Park, Muehlebach Field, & Blues Stadium/Municipal Stadium...won two Negro League World Series, 10 A.L. Pennants and had just one losing season...players included Satchel Paige, Jackie Robinson, Cool Papa Bell, Ernie Banks and Buck O'Neil
1955-1967	Athletics	American	Moved to KC from Philadelphia in 1955 and relocated to Oakland in 1968
1969-2021	Royals	American	Won two World Series, four American League pennants and seven division titles

KANSAS CITY ATHLETICS YEAR-BY-YEAR

Year	Team	League	Record	Finish	Ballpark	Att.	Per Game	Att. Rank
1955	Athletics	American	63-91	6th	Municipal Stadium	1,393,054	18,330	2nd of 8
1956	Athletics	American	52-102	8th	Municipal Stadium	1,015,154	13,184	4th of 8
1957	Athletics	American	59-94	7th	Municipal Stadium	901,067	11,702	6th of 8
1958	Athletics	American	73-81	7th	Municipal Stadium	925,090	11,860	4th of 8
1959	Athletics	American	66-88	7th	Municipal Stadium	963,683	12,515	6th of 8
1960	Athletics	American	58-96	8th	Municipal Stadium	774,944	9,935	7th of 8
1961	Athletics	American	61-100	10th	Municipal Stadium	683,817	8,548	8th of 10
1962	Athletics	American	72-90	9th	Municipal Stadium	635,675	7,848	10th of 10
1963	Athletics	American	73-89	8th	Municipal Stadium	762,364	9,412	8th of 10
1964	Athletics	American	57-105	10th	Municipal Stadium	642,478	7,932	9th of 10
1965	Athletics	American	59-103	10th	Municipal Stadium	528,344	6,523	10th of 10
1966	Athletics	American	74-86	7th	Municipal Stadium	773,929	9,555	9th of 10
1967	Athletics	American	62-99	10th	Municipal Stadium	726,639	8,971	9th of 10

MAJOR LEAGUE BALLPARK SENIORITY LIST

American League				National League			
Rk.	Ballpark	Team	Opened	Rk.	Ballpark	Team	Opened
1.	*Fenway Park	Boston	1912	1.	*Wrigley Field	Chicago	1914
2.	*Angel Stadium	Anaheim	1966	2.	Dodger Stadium	Los Angeles	1962
	*Oakland Coliseum	Oakland	1966	3.	Coors Field	Colorado	1995
4.	*Kauffman Stadium	Kansas City	1973	4.	Chase Field	Arizona	1998
5.	Rogers Centre	Toronto	1989	5.	Oracle Park	San Francisco	2000
6.	*Tropicana Field	Tampa Bay	1990	6.	American Family Field	Milwaukee	2001
7.	Guaranteed Rate Field	Chicago	1991		PNC Park	Pittsburgh	2001
8.	Camden Yards	Baltimore	1992	8.	Great American Ball Park	Cincinnati	2003
9.	Progressive Field	Cleveland	1994	9.	PETCO Park	San Diego	2004
10.	T-Mobile Park	Seattle	1999		Citizens Bank Park	Philadelphia	2004
11.	Comerica Park	Detroit	2000	11.	Busch Stadium	St. Louis	2006
12.	Minute Maid Park	Houston	2000	12.	Nationals Park	Washington	2008
13.	Yankee Stadium	New York	2009	13.	Citi Field	New York	2009
14.	Target Field	Minnesota	2010	14.	Marlins Park	Miami	2012
15.	Globe Life Field	Texas	2020	15.	Truist Park	Atlanta	2017

* Undergone Major Renovations

ALL-TIME ALPHABETICAL ROSTER

Includes all 921 players (460 position players, 461 pitchers) who have appeared in one or more official Major League game for the Royals.

A (35)

Abbott, Paul (P)—2003
Abernathy, Brent (INF)—2003
Abernathy, Ted (P)—1970-72
Abreu, Tony (INF)—2012
Adair, Jerry (INF)—1969-70
Adam, Jason (P)—2018
Adams, Chance (P)—2020
Adams, Lane (OF)—2014
Adcock, Nate (P)—2011-12
Affeldt, Jeremy (P)—2002-06
Aikens, Willie (INF)—1980-83
Alburquerque, Al (P)—2017
Alcaraz, Luis (INF)—1969-70
Alexander, Scott (P)—2015-17
Alicia, Luis (INF)—2001-02
Allensworth, Jermaine (OF)—1998
Almonte, Abraham (OF)—2018
Almonte, Miguel (P)—2015, 2017
Ambres, Chip (OF)—2005
Anderson, Brian (P)—2003-05
Anderson, Josh (OF)—2009
Anderson, Rick (P)—1987-88
Anderson, Scott (P)—1995
Andrade, Steve (P)—2006
Angelini, Norm (P)—1972-73
Ankiel, Rick (OF)—2010
Aoki, Nori (OF)—2014
Appier, Kevin (P)—1989-99, 2003-04
Aquino, Luis (P)—1988-92
Armstrong, Mike (P)—1982-83
Arteaga, Humberto (INF)—2019
Asencio, Miguel (P)—2002-03
Ashford, Tucker (INF)—1984
Austin, Jeff (P)—2001-02
Aviles, Mike (INF)—2008-11

B (100)

Bailey, Cory (P)—2001-02
Bailey, Homer (P)—2019
Bako, Paul (C)—2006
Balboni, Steve (INF)—1984-88
Bale, John (P)—2007-09
Ballier, Jay (P)—1990
Bankhead, Scott (P)—1986
Bannister, Brian (P)—2007-10
Bannister, Floyd (P)—1988-89
Barber, Brian (P)—1998-99
Barlow, Scott (P)—2018-20
Barnes, Jacob (P)—2019
Barranca, Germán (INF)—1979-80
Bass, Randy (INF)—1978
Batista, Miguel (P)—2000
Bautista, Denny (P)—2004-06
Bautista, José (INF)—2004
Bayliss, Jonah (P)—2005
Beckwith, Joe (P)—1984-85
Belcher, Tim (P)—1996-98
Belinda, Stan (P)—1993-94
Bell, Jay (INF)—1997
Bell, Terry (C)—1986
Beltrán, Carlos (OF)—1998-2004
Beniquez, Juan (OF-INF)—1987
Benitez, Yamil (OF)—1997
Benzinger, Todd (INF)—1991
Berenguer, Juan (P)—1981, 1992
Berger, Brandon (OF)—2001-04
Bernero, Adam (P)—2006
Berroa, Angel (INF)—2001-07
Berry, Sean (INF)—1990-91
Betancourt, Yuniesky (INF)—2009-10, 2012
Betemist, Wilson (INF)—2010-11
Bevacqua, Kurt (INF)—1973-74
Bevil, Brian (P)—1996-98
Biancalana, Buddy (INF)—1982-87
Bird, Doug (P)—1973-78
Black, Buddy (P)—1982-88
Blanco, Andres (INF)—2004-06
Blanco, Gregor (OF)—2010
Blanton, Joe (P)—2015
Blewett, Scott (P)—2020
Bloomquist, Willie (OF-INF)—2009-10
Blue, Vida (P)—1982-83
Bluma, Jaime (P)—1996
Bochtler, Doug (P)—2000
Boddicker, Mike (P)—1991-92
Bolaños, Ronald (P)—2020
Bones, Ricky (P)—1997-98
Bonifacio, Emilio (INF-OF)—2013
Bonifacio, Jorge (OF)—2017-19

Booker, Chris (P)—2006
Boone, Bob (C)—1989-90
Borders, Pat (C)—1995
Bosley, Thad (OF)—1987-88
Botelho, Derek (P)—1982
Bottalico, Ricky (P)—2000
Bourgeois, Jason (OF)—2012
Boxberger, Brad (P)—2019
Boyer, Blaine (P)—2018
Braun, Ryan (P)—2006-07
Braun, Steve (OF-INF)—1978-80
Brazell, Craig (1B)—2007
Brett, George (INF)—1973-93
Brett, Ken (P)—1980-81
Brewer, Billy (P)—1993-95
Brewer, Mike (OF)—1986
Briles, Nelson (P)—1974-75
Brito, Juan (C)—2002
Brooks, Aaron (P)—2014-15
Brooks, Hubie (OF)—1993-94
Brown, Adrian (OF)—2004
Brown, Dee (OF)—1998-04
Brown, Emil (OF)—2005-07
Browning, Tom (P)—1995
Broxton, Jonathan (P)—2012
Bruno, Tom (P)—1976
Bubic, Kris (P)—2020
Buchanan, Bob (P)—1989
Buchter, Ryan (P)—2017
Buck, John (C)—2004-09
Buckner, Bill (INF-DH)—1988-89
Buckner, Billy (P)—2007
Bueno, Francisley (P)—2012-14
Bukvich, Ryan (P)—2002-04
Bullington, Bryan (P)—2010
Bunch, Melvin (P)—1995
Bunker, Wally (P)—1969-71
Burgmeier, Tom (P)—1969-73
Burgos, Ambiorix (P)—2005-06
Burgos, Enrry (P)—1993
Burkhart, Morgan (INF)—2003
Burns, Billy (OF)—2016-17
Busby, Steve (P)—1972-80
Butera, Drew (C)—2015-18
Butler, Bill (P)—1969-71
Butler, Billy (INF-DH)—2007-14
Byrd, Paul (P)—2001-02
Byrdak, Tim (P)—1998-2000

C (70)

Cabrera, Melky (OF)—2011, 2017
Caceres, Edgar (INF)—1995
Cadaret, Greg (P)—1993
Cahill, Trevor (P)—2017
Cain, Lorenzo (OF)—2011-17
Calixte, Orlando (INF)—2015
Callaspo, Alberto (INF)—2008-10
Camp, Shawn (P)—2004-05
Campanis, Jimmy (C)—1969-70
Campbell, Jim (P)—1990
Capra, Nick (OF)—1988
Cardenal, José (OF)—1980
Carrasco, D.J. (P)—2003-05
Carrasco, Héctor (P)—1997
Carroll, Jamey (INF)—2013
Carter, Lance (P)—1999
Caruso, Mike (INF)—2002
Casian, Larry (P)—1997
Castillo, Alberto (C)—2004-05
Castillo, Manny (INF)—1980
Castro, Bill (P)—1982-83
Castedo, Orlando (INF)—1974
Cerdá, Jaime (P)—2004-05
Chalk, Dave (INF)—1980-81
Chamberlain, Craig (P)—1979-80
Chamberlain, Joba (P)—2015
Chávez, Endy (OF)—2001
Chavez, Jesse (P)—2010-11
Chen, Bruce (P)—2009-14
Christenson, Gary (P)—1979-80
Ciriaco, Pedro (INF)—2013-14
Cisco, Galen (P)—1969
Clark, David (OF)—1991
Clark, Terry (P)—1996
Clarke, Stan (P)—1989
Clemons, Lance (P)—1971
Codiroli, Chris (P)—1990
Cogan, Tony (P)—2001
Colborn, Jim (P)—1977-78
Cole, Stu (INF)—1991
Coleman, Casey (P)—2014

Coleman, Dusty (INF)—2015
Coleman, Louis (P)—2011-15
Coleman, Vince (OF)—1994-95
Collins, Tim (P)—2011-14
Colon, Christian (INF)—2014-17
Colon, Roman (P)—2009-10, 2012
Concepción, Onix (INF)—1980-85
Cone, David (P)—1986, 1993-94
Conine, Jeff (INF)—1990, 1992, 1998
Converse, Jim (P)—1995, 1997
Cookson, Brent (OF)—1995
Cooper, Scott (P)—1997
Corbin, Archie (P)—1991
Cordero, Franchy (OF)—2020
Cortez, Fernando (INF)—2007
Costa, Shane (OF)—2005-07
Covens, Al (OF)—1974-79
Cram, Jerry (P)—1969, 1976
Crawford, Steve (P)—1989-91
Creal, Keith (P)—1982-83
Cripe, Dave (INF)—1978
Crisp, Coco (OF)—2009
Cromartie, Warren (INF)—1991
Crown, Aaron (P)—2011-14
Cruz, Juan (P)—2009-10
Cruz, Todd (INF)—1979
Cruz, Tony (C)—2016
Cueto, Johnny (P)—2015
Cuthbert, Cheslor (INF)—2015-19

D (45)

D'Amico, Jeff (P)—2000
Dal Canton, Bruce (P)—1971-75
Damon, Johnny (OF)—1995-2000
Davis, Kyle (P)—2007-11
Davis, Butch (OF)—1983-84
Davis, Chili (DH)—1997
Davis, John (P)—1987
Davis, Mark (P)—1990-92
Davis, Storm (P)—1990-91
Davis, Tommy (OF)—1976
Davis, Wade (P)—2013-16
Dawkins, Gookie (INF)—2003
De La Rosa, Jorge (P)—2006-07
De los Santos, Luis (INF)—1988-89
DeHar, Rick (P)—2003
DeJesus, David (OF)—2003-10
DeJesus, Jose (P)—1988-89, 1994
DeLaMaza, Roland (P)—1997
Delgado, Wilson (INF)—2000-01
Demaria, Chris (P)—2005
Dent, Buckley (INF)—1984
Dessens, Elmer (P)—2006
Detherage, Bob (OF)—1980
Díaz, José (P)—2006
Díaz, Matt (OF)—2005
Diekmann, Jake (P)—2019
DiFelice, Mike (C)—2003
DiNardo, Lenny (P)—2009
Dini, Nick (C)—2019
DiPino, Frank (P)—1993
Dohmann, Scott (P)—2006
Dotson, Octavio (P)—2007
Dotson, Richard (P)—1990
Downs, Scott (P)—2014
Dozier, Hunter (INF-OF)—2016, 2018-20
Drabowsky, Moe (P)—1969-70
Drago, Dick (P)—1969-73
Duckworth, Brandon (P)—2006-08
Duda, Lucas (1B)—2018-19
Duffy, Danny (P)—2011-20
Dunwoody, Todd (OF)—2000
Dunwoody, Chad (P)—1999-02
Dwyer, Chris (P)—2013
Dye, Jermaine (OF)—1997-2001
Dyson, Jarrod (OF)—2010-16

E (9)

Eastwick, Rawly (P)—1980
Eaton, Craig (P)—1979
Ebner, Brett (OF)—2016
Eisenreich, Jim (OF)—1987-92
Elarton, Scott (P)—2006-07
Ellis, Chris (P)—2019
Encarnación, Luis (P)—1990
Escobar, Alcides (INF)—2011-18
Etherton, Seth (P)—2006
Evans, Bart (P)—1998

ALL-TIME ALPHABETICAL ROSTER (CONT.)

F (30)

Fabregas, Jorge (C)—2000
Falu, Irving (INF)—2012-13
Farnsworth, Kyle (P)—2009-10
Farr, Steve (P)—1985-90
Farrell, Luke (P)—2017
Fasano, Sal (C)—1996-99, 2001
Febles, Carlos (INF)—1998-03
Feliz, Nefthalí (P)—2017
Ferris, Tony (P)—1985
Field, Nate (P)—2002-05
Fields, Josh (INF)—2010
Fillmyer, Heath (P)—2018-19
Filson, Pete (P)—1990
Finnegan, Brandon (P)—2014-15
Fiore, Mike (INF)—1969-70
Fitzmorris, Al (P)—1969-76
Fleming, Dave (P)—1995
Floyd, Bob (INF)—1970-74
Flynn, Brian (P)—2016-19
Foucault, Steve (P)—1978
Foy, Joe (INF)—1969
Francis, Jeff (P)—2011
Franco, Maikel (INF)—2020
Francoeur, Jeff (OF)—2011-13
Frasor, Jason (P)—2014-15
Freel, Ryan (OF-INF)—2009
Frey, P—1982
Fuentes, Rey (OF)—2016
Fulchino, Jeff (P)—2008
Fussell, Chris (P)—1999-2000

G (55)

Gaetti, Gary (INF)—1993-95
Gagne, Greg (INF)—1993-95
Gale, Rich (P)—1978-81
Gallagher, Cam (C)—2017-20
Garber, Gene (P)—1973-74, 1987-88
García, Dan (OF)—1981
García, Onelki (P)—2017
Gardner, Mark (P)—1993
Gardner, Wes (P)—1991
Garthright, Joey (OF)—2006-08
Gaudet, Jim (C)—1978-79
Gaviglio, Sam (P)—2017
Gee, Dillon (P)—2016
George, Chris (P)—2001-04
Germán, Esteban (INF)—2006-08
Gerónimo, César (OF)—1981-83
Gettis, Byron (OF)—2004
Getz, Chris (INF)—2010-13
Giambi, Jeremy (OF)—1998-99
Givottella, Johnny (INF)—2011-14
Gibson, Kirk (OF)—1991
Gillilan, Jason (P)—2003
Gleaton, Jerry Don (P)—1987-89
Gloss, Ross (INF-OF)—2007-08
Gobble, Jimmy (P)—2003-08
Goins, Ryan (INF)—2018
Gomes, Jonny (OF)—2015
Gómez, Alexis (OF)—2002, 2004
González, Fernando (INF)—1974
González, Juan (OF)—2004
Goodwin, Brian (OF)—2018
Goodwin, Tom (OF)—1994-97
Gordon, Alex (INF-OF)—2007-20
Gordon, Tom (P)—1988-95
Gore, Terrance (OF)—2014-17, 2019
Gotay, Ruben (INF)—2004-05
Graffanino, Tony (INF)—2004-06
Granger, Jeff (P)—1993-94, 1996
Greinke, Zack (P)—2004-10
Griffin, Foster (P)—2020
Grimm, Justin (P)—2018
Grimsley, Jason (P)—2001-04
Grote, Jerry (C)—1981
Grotewold, Jeff (C)—1995
Grudzzielanek, Mark (INF)—2006-08
Gubicza, Mark (P)—1984-96
Guerrero, Wilton (INF)—2004
Güel, Aaron (OF)—2002-06
Guillén, José (OF)—2008-10
Gumpert, Dave (P)—1987
Gura, Larry (P)—1976-85
Guthrie, Jeremy (P)—2012-15
Gutierrez, J.C. (P)—2013
Gutierrez, Kelvin (INF)—2019-20
Gwynn, Chris (OF)—1992-93

H (66)

Habyan, John (P)—1993
Hahn, Jesse (P)—2019-20
Hall, Tom (P)—1976-77
Halter, Shane (INF)—1997-98

Hamelin, Bob (INF)—1993-96
Hamilton, Billy (OF)—2019
Hammaker, Atlee (P)—1981
Hammel, Jason (P)—2017-18
Hammond, Steve (OF)—1982
Haney, Chris (P)—1992-98
Hansen, Jed (INF)—1997-99
Hansen, Ron (INF)—1972
Hargesheimer, Al (P)—1986
Harris, Bill (INF)—1969
Harrison, Chuck (INF)—1969, 1971
Harvey, Ken (INF)—2001, 2003-05
Harvey, Matt (P)—2020
Hassler, Andy (P)—1976-78
Hatcher, Chris (OF)—1998
Hayes, Brett (C)—2013-14
Healy, Fran (C)—1969, 1973-76
Hearn, Ed (C)—1987-88
Heath, Kelly (INF)—1982
Heath, Nick (OF)—2020
Heaton, Neal (P)—1992
Hedlund, Mike (P)—1969-72
Hegman, Bob (INF)—1985
Heise, Bob (INF)—1977
Henderson, Dave (OF)—1994
Hendriks, Liam (P)—2014
Henry, Doug (P)—2001
Hernández, Carlos (P)—2020
Hernández, Jack (INF)—1969-70
Hernández, Luis (INF)—2009
Hernández, Óscar (C)—2020
Hernández, Roberto (P)—2001-02
Hernández, Runelvys (P)—2002-03, 2005-06
Herrera, Kelvin (P)—2011-18
Herrera, Rosell (OF)—2018
Hiatt, Phil (INF)—1993, 1995
Hill, Jeremy (P)—2002-03
Hill, Tim (P)—2018-19
Hinch, A.J. (C)—2001-02
Hochevar, Luke (P)—2007-13, 2015-16
Hocking, Denny (INF)—2005
Hoerner, Joe (P)—1973-74
Holbert, Ray (INF)—1999-2000
Holland, Greg (P)—2010-15, 2020
Hood, Don (P)—1982-83
Hopkins, Gail (INF)—1971-73
Hosmer, Eric (INF)—2011-17
Hottovy, Tommy (P)—2012
Hovley, Steve (OF)—1972-73
Howard, David (INF)—1991-97
Howell, J.P. (P)—2005
Hrabosky, Al (P)—1978-79
Hubbard, Trinidad (OF)—2001
Huber, Justin (1B)—2006-07
Hudson, Luke (P)—2006-07
Huisman, Justin (P)—2009-10
Huisman, Rick (P)—2004
Huisman, Rick (P)—1995-96
Huisman, Mark (P)—1983-86
Hulett, Tug (INF)—2009
Humber, Phil (P)—2010
Hurdle, Clint (OF)—1977-81

I (4)

Ibañez, Raúl (OF-INF)—2001-03, 2014
Infante, Omar (INF)—2014-16
Iorg, Dane (OF-INF)—1984-85
Ireland, Tim (INF)—1981-82

J (29)

Jackson, Bo (OF)—1986-90
Jackson, Damian (INF)—2004
Jackson, Danny (P)—1983-87
Jackson, Grant (P)—1982
Jackson, Mike (P)—1972-73
Jacobs, Mike (INF)—2009
Jacome, Jason (P)—1995-97
James, Chris (OF)—1995
Jay, Jon (OF)—2018
Jefferies, Gregg (INF)—1992
Jeffress, Jeremy (P)—2011-12
Jeltz, Steve (INF)—1990
Jensen, Ryan (P)—2005
Johnson, Bob (P)—1970
Johnson, Brian (C)—2000
Johnson, Elliot (INF)—2013
Johnson, Ron (INF)—1982-83
Johnson, Rondin (INF)—1986
Johnson, Rontrez (OF)—2003
Johnston, Joel (P)—1991-92
Jones, Lynn (OF)—1984-86
Jones, Mike (P)—1980-81, 1984-85
Jones, Ross (INF)—1987
Jones, Ruppert (OF)—1976
Jones, Steve (P)—1969

José, Félix (OF)—1993-95
Joseph, Donnie (P)—2013-14
Joyer, Wally (INF)—1992-95
Junis, Jakob (P)—2017-20

K (22)

Ka'aihue, Kila (INF)—2008, 2010-11
Karns, Nate (P)—2017
Keatley, Greg (C)—1981
Keller, Brad (P)—2018-20
Kelly, Pat (OF)—1969-70
Kendall, Jason (C)—2010
Kennedy, Ian (P)—2016-20
Keough, Joe (OF)—1969-72
Keppel, Bobby (P)—2006
Keppinger, Jeff (INF)—2006
Killebrew, Harmon (INF)—1975
King, Jeff (INF)—1997-99
Kingerly, Mike (OF)—1986
Kinney, Matt (P)—2004
Kirpatrick, Ed (OF-C)—1969-73
Knoblauch, Chuck (OF)—2002
Knoop, Bobby (INF)—1971-72
Koslofski, Kevin (OF)—1992-94
Kottaras, George (C)—2013
Kratz, Erik (C)—2014-15
Kreuter, Chad (C)—1999
Kusnyer, Art (C)—1978

L (38)

LaCock, Pete (INF)—1977-80
LaCoss, Mike (P)—1985
Lahoud, Joe (OF)—1977-78
Lance, Gary (P)—1977
Larkin, Andy (P)—2000
LaRue, Jason (C)—2007
Law, Rudy (OF)—1986
Laxton, Brett (P)—2000
Leach, Terry (P)—1989
Lee, Mark (P)—1988
Loeper, Dave (OF)—1984-85
Leibrandt, Charlie (P)—1984-89
Leius, Scott (INF)—1998-99
Lennon, Patrick (OF)—1996
Leonard, Dennis (P)—1974-86
Lerew, Anthony (P)—2009-10
Leskanic, Curtis (P)—2003-04
Levine, Al (P)—2003
Lima, José (P)—2003, 2005
Lind, José (INF)—1993-95
Linton, Doug (P)—1995-96
Lirio, Nelson (INF)—1991
Littell, Mark (P)—1973, 1975-77
Lively, Ben (P)—2018-19
Lloyd, Graeme (P)—2003
Lockhart, Keith (INF)—1995-96
Long, Ryan (OF)—1997
Long, Terrence (OF)—2005
López, Albie (P)—2003
López, Aurelio (P)—1974
López, Jorge (P)—2018-20
López, Mendy (INF)—1998-99, 2003-04
Lopez, Nicky (INF)—2019-20
Lough, David (OF)—2012-13
Lovelyad, Richard (P)—2019-20
Lowe, Sean (P)—2003
Lowery, Devon (P)—2008
Lucken, Rick (P)—1989

M (99)

MacDougal, Mike (P)—2001-06
MacFarlane, Mike (C)—1987-94, 1996-98
Machado, Andrés (P)—2017
Mack, Shane (OF)—1998
Madison, Scott (C-INF)—1987-88
Madison, Ryan (P)—2015
Magnante, Mike (P)—1991-96
Mahay, Ron (P)—2008-09
Maier, Mitch (OF)—2006, 2008-12
Maldonado, Carlos (P)—1990-91
Maldonado, Martin (C)—2019
Maness, Seth (P)—2017
Mariotti, Michael (P)—2014-15
Marks, Justin (P)—2014
Marrero, Eli (OF)—1975
Marshall, Keith (OF)—2003
Marte, Victor (P)—2009-10
Martin, Jerry (OF)—1982-83
Martin, Renie (P)—1979-81
Martinez, Buck (C)—1969-71, 1973-77
Martínez, Carmelo (INF)—1991
Martínez, Félix (INF)—1997-99
Martz, Gary (OF)—1975
Matchick, Tommy (INF)—1970

ALL-TIME ALPHABETICAL ROSTER (CONT.)

Mateo, Ruben (OF)—2004
Mathews, Terry (P)—1999
Matos, Julius (INF)—2003
Mauer, Brandon (P)—2017-18
Maxwell, Justin (OF)—2013-14
May, Darrell (P)—2002-04
May, Jerry (C)—1971-73
May, Lee (INF)—1981-82
May, Lucas (C)—2010
Mayberry, John (INF)—1972-77
Mayne, Brent (C)—1990-95, 2001-03
Mays, Joe (P)—2006
Mazzaro, Vin (P)—2011-12
McBroom, Ryan (1B/OF)—2019-20
McCarthy, Kevin (P)—2016-20
McCarthy, Dave (INF)—2000-02
McClure, Bob (P)—1975-76
McCormick, Mike (P)—1971
McDaniel, Lindsey (P)—1974-75
McDill, Allen (P)—1997-98
McDonald, Donzell (OF)—2002
McEwing, Joe (INF)—2005
McGaffigan, Andy (P)—1990-91
McGibberry, Randy (P)—1977-78
McGinnis, Russ (C)—1995
McRae, Brian (OF)—1990-94
McRae, Hal (OF-DH)—1973-87
McReynolds, Kevin (OF)—1992-93
McWilliams, Larry (P)—1989-90
Meacham, Rusty (P)—1992-95
Meadows, Brian (P)—2000-01
Meche, Gil (P)—2007-10
Medlen, Kris (P)—2015-16
Mejia, Erick (INF/OF)—2019-20
Melvin, Bob (C)—1992
Mendoza, Luis (P)—2010-13
Mercedes, Henry (C)—1995-96
Merrifield, Whit (INF-OF)—2016-20
Mientkiewicz, Doug (INF)—2006
Mijares, José (P)—2012
Miliacki, Bob (P)—1994
Miller, Jai (OF)—2010
Miller, Keith (INF)—1992-95
Mills, Alec (P)—2016
Mingori, Steve (P)—1973-79
Minor, Mike (P)—2017
Moeller, Dennis (P)—1992
Mondesi, Adalberto (INF)—2016-20
Monteagudo, Aurelio (P)—1970
Montgomery, Jeff (P)—1988-99
Montgomery, Mike (P)—2019-20
Montgomery, Monty (P)—1971-72
Moore, Adam (C)—2012-13
Moore, Bobby (OF)—1991
Morales, Franklin (P)—2015
Morales, Kendrys (INF-DH)—2015-16
Morehead, Dave (P)—1969-70
Moreno, Omar (OF)—1985
Moreno, Orber (P)—1999
Morin, Mike (P)—2017
Morman, Alvin (P)—1999
Morman, Russ (OF)—1990-91
Morris, Hal (OF)—1998
Moss, Brandon (1B/DH)—2017
Mota, José (INF)—1995
Motley, Darryl (OF)—1981, 1983-86
Moustakas, Mike (INF)—2011-18
Moyle, Peter (P)—2016-17
Mullen, Scott (P)—2000-03
Mulliniks, Rance (INF)—1980-81
Murphy, Donn (INF)—2004-05
Murphy, Tom (P)—1972
Murray, Dan (P)—1999-2000
Mussler, Neal (P)—2007-08
Myers, Roderick (OF)—1996-97

N (15)

Navarro, Daniel (OF)—2016
Navarro, Yamaico (INF)—2011
Nelson, Dave (INF)—1976-77
Nelson, Joe (P)—2006
Nelson, Roger (P)—1969-72, 1976
Nettles, Jim (INF)—1979
Newberry, Jake (P)—2018-20
Newman, Josh (P)—2008
Nix, Jayson (INF)—2014
Nomo, Hideo (P)—2008
Norman, Les (OF)—1995-96
Northey, Scott (OF-INF)—1969
Núñez, Abraham (OF)—2004
Núñez, Leo (P)—2005-08
Nunnally, Jon (OF)—1995-97

O (19)

Oaks, Trevor (P)—2018
Obermueller, Wes (P)—2002
Odorizzi, Jake (P)—2012
Offerman, Jose (INF)—1996-98
O'Hearn, Ryan (INF)—2018-20
Olivares, Edward (OF)—2020
Oliver, Bob (OF-INF)—1969-72
Olivo, Miguel (C)—2008-09
Olson, Gregg (P)—1995, 1997
O'Riley, Don (P)—1969-70
Ordaz, Luis (INF)—2000-02
Orlando, Paulo (OF)—2015-18
Orta, Jorge (OF)—1984-87
Ortenzio, Frank (INF)—1973
Ortiz, Héctor (C)—1998, 2000-01
O'Sullivan, Sean (P)—2010-11
Otis, Amos (OF)—1970-83
Owen, Dave (INF)—1988
Owen, Larry (C)—1987-88

P (56)

Paepke, Dennis (C)—1969, 1971-72, 1974
Palacios, Rey (C)—1988-90
Palmer, Dean (INF)—1997-98
Paquette, Craig (INF)—1996-97
Paredes, Jimmy (OF)—2014
Parrish, John (P)—2010
Paschall, Bill (P)—1978-79, 1981
Pastornicky, Cliff (INF)—1983
Patek, Fred (INF)—1971-79
Patterson, Jarrod (INF)—2003
Pattin, Marty (P)—1974-80
Paulino, Felipe (P)—2011-12
Pecota, Bill (INF)—1986-91
Pedre, George (C)—1991
Peguero, Carlos (OF)—2014
Pellow, Kit (INF)—2002
Peña, Brayán (C)—2009-12
Peña, Carlos (INF)—2013
Peña, Francisco (C)—2014-15
Peña Jr., Tony (INF)—2007-09
Pendleton, Terry (INF)—1998
Peralta, Joel (P)—2006-08
Peralta, Willy (P)—2018-19
Pérez, Melicio (P)—1987
Pérez, Mike (P)—1997
Pérez, Neifi (INF)—2001-02
Pérez, Odalis (P)—2006-07
Perez, Salvador (C)—2011-18, 2020
Perry, Chan (INF)—2002
Perry, Gaylord (P)—1983
Perry, Gerald (INF-DH)—1990
Phelps, Ken (INF)—1980-81
Phillips, Brett (OF)—2018-20
Phillips, Paul (C)—2004-07
Pichardo, Hipolito (P)—1992-98
Pickering, Calvin (INF)—2004-05
Pierce, Ed (P)—1992
Piña, Manuel (C)—2011-12
Piniella, Lou (OF)—1969-73
Pino, Yohan (P)—2015
Pinson, Vada (OF)—1974-75
Pisciotta, Marc (P)—1999
Pittsley, Jim (P)—1995, 1997-99
Podsednik, Scott (OF)—2010
Ponson, Sidney (P)—2009
Poquette, Tom (OF)—1973, 1976-79, 1982
Porter, Darrell (C)—1977-80
Pose, Scott (OF)—1999-2000
Powers, Brooks (P)—2016
Power, Ted (P)—1988
Prince, Tom (C)—2003
Pryor, Greg (INF)—1982-86
Pugh, Tim (P)—1996
Puhl, Terry (OF)—1991
Pujols, Luis (C)—1984
Pulliam, Harvey (OF)—1991-93

Q (4)

Quinn, Mark (OF)—1999-2002
Quintero, Humberto (C)—2012
Quirk, Jamie (C)—1975-76, 1978-82, 1985-88
Quisenberry, Dan (P)—1979-88

R (46)

Rakers, Jason (P)—2000
Ramírez, Horacio (P)—2008-09
Ramírez, Ramón (P)—2008
Randa, Joe (INF)—1995-96, 1999-2004
Rapp, Pat (P)—1998
Rasmussen, Dennis (P)—1992-93, 1995

Rasmussen, Eric (P)—1983
Ray, Ken (P)—1999
Raziano, Barry (P)—1973
Reboulet, Jeff (INF)—2000
Redman, Mark (P)—2006
Reed, Rick (P)—1992-93
Reichardt, Rick (OF)—1973-74
Reichert, Dan (P)—1999-2002
Rekar, Bryan (P)—2002
Relaford, Desi (INF)—2003-04
Renko, Steve (P)—1983
Reyes, Dennys (P)—2004
Reynolds, Matt (INF)—2020
Rick, Fred (OF)—1969
Rigby, Brad (P)—1999-2000
Rios, Álex (OF)—2015
Rios, Danny (P)—1998
Rios, Juan (INF)—1969
Riske, David (P)—2007
Rivera, Bombo (OF)—1982
Rivera, Luis (INF)—1998
Roberts, Bip (INF)—1996-97
Roberts, Leon (OF)—1983-84
Robinson, Clint (INF)—2012
Robinson, Ken (P)—1996
Robinson, Kerry (OF)—2006
Rodríguez, Ed (P)—1979
Rodríguez, Ellie (C)—1969-70
Rodríguez, Wilking (P)—2014
Rojas, Cookie (INF)—1970-77
Romero, Enny (P)—2018
Rooser, Jim (P)—1969-72
Rosa, Carlos (P)—2008-09
Rosado, José (P)—1996-2000
Rosario, Randy (P)—2019-20
Rosenthal, Trevor (P)—2020
Rossey, Rico (INF)—1992-93
Rupe, Josh (P)—2010
Rusch, Glendon (P)—1997-99
Ryal, Mark (OF)—1982

S (89)

Saberhagen, Bret (P)—1984-91
Sadecki, Ray (P)—1975-76
Sadler, Donnie (OF-INF)—2001-02
Salazar, Angel (INF)—1986-87
Sampen, Bill (P)—1992-93
Samuel, Juan (INF)—1992, 1995
Sánchez, Angel (INF)—2006
Sánchez, Israel (P)—1988, 1990
Sánchez, Jonathan (P)—2012
Sánchez, Orlando (C)—1984
Sánchez, Rey (SS)—1999-01
Sanders, Ken (P)—1976
Sanders, Reggie (OF)—2006-07
Santana, Ervin (P)—2013
Santiago, Benito (C)—2004
Santiago, José (P)—1997-01
Santoveña, Nelson (C)—1993
Sauveur, Rich (P)—1992
Savage, Ted (OF)—1971
Scanlan, Bob (P)—1996
Scarsons, Steve (INF)—1999
Scahill, Paul (INF)—1969-74
Schattinger, Jeff (P)—1981
Schatzeder, Dan (P)—1991
Scheinblum, Richie (OF)—1972, 1974
Schulz, Jeff (OF)—1989-90
Schwindel, Frank (1B)—2019
Scott, George (INF)—1979
Scott, Rodney (INF)—1975
Scranton, Jim (INF)—1984-85
Seanez, Rudy (P)—2004
Sedlacek, Shawn (P)—2002
Seitzer, Kevin (INF-OF)—1986-91
Serrano, Jimmy (P)—2004
Service, Scott (P)—1997-99
Severson, Rich (INF)—1970-71
Shealy, Ryan (OF)—2006-08
Sheridan, Pat (OF)—1981-85
Shields, James (P)—2013-14
Shields, Steve (P)—1986
Shifflett, Steve (P)—1992
Shirley, Bob (P)—1987
Shouse, Brian (P)—2002
Shumpert, Terry (INF)—1990-94
Silverio, Luis (OF)—1978
Simpson, Joe (OF)—1983
Simpson, Wayne (P)—1973
Singer, Brady (P)—2020
Sisco, Andrew (P)—2005-06
Skoglund, Eric (P)—2017-18
Slaughter, Don (C)—1982-84
Smith, Burch (P)—2018
Smith, Daryl (P)—1990

ALL-TIME ALPHABETICAL ROSTER (CONT.)

Smith, Jason (INF)—2007-08
Smith, Lonnie (OF)—1985-87
Smith, Will (P)—2012-13
Snyder, Kyle (P)—2003, 2005-06
Solaiva, Tony (INF)—1974-76
Soler, Jorge (OF)—2017-20
Soria, Joakim (P)—2007-11, 2016-17
Sorrell, Bill (INF)—1970
Sparkman, Glenn (P)—2018-20
Spahr, Tim (C)—1991, 1997-99
Speier, Gabe (P)—2019-20
Spitttorff, Paul (P)—1970-84
Spoljaric, Paul (P)—2000
Spradlin, Jerry (P)—2000
Spriggs, George (OF)—1969-70
Stairs, Matt (OF)—2004-06
Standridge, Jason (P)—2007
Starling, Bubba (OF)—2019-20
Stamont, Josh (P)—2019-20
Stein, Blake (P)—1999-2002
Stemle, Steve (P)—2005-06
Stewart, Andy (C)—1997
Stillwell, Kurt (INF)—1988-91
Stinnett, Kelly (C)—2004
Stinson, Bob (C)—1975-76
Stoddard, Bob (P)—1987
Stottlemire, Jr., Mel (P)—1990
Stout, Eric (P)—2018
Strahm, Matt (P)—2016-17
Stynes, Chris (INF)—1995-96
Sullivan, Scott (P)—2004
Sundberg, Jim (C)—1985-86
Suppan, Jeff (P)—1998-2002
Sutton, Larry (INF)—1997-99
Suzuki, Mac (P)—1999-02
Sweeney, Mike (C-INF)—1995-2007

T (27)

Tabler, Pat (OF)—1988-90
Tartaball, Danny (OF)—1987-91
Taylor, Bob (C)—1969-70
Taylor, Carl (OF)—1971-73
Taylor, Dwight (OF)—1986
Teaford, Everett (P)—2011-13
Teahen, Mark (OF-INF)—2005-09
Tejada, Miguel (INF)—2013
Tejeda, Robinson (P)—2008-11
Terrell, Jerry (INF)—1978-80
Texeira, Kanekoa (P)—2010-11
Thompson, Brad (P)—2010
Thompson, Rich (OF)—2004
Thomson, John (P)—2007
Throop, George (P)—1975, 1977-79
Thurman, Gary (OF)—1987-92
Tomko, Brett (P)—2008
Tonis, Mike (C)—2004
Torres, Dilson (P)—1995
Torres, Ramón (INF)—2017-18
Torres, Rusty (OF)—1980
Treanor, Matt (C)—2011
Tucker, Michael (OF)—1995-96, 2002-03
Tufts, Bob (P)—1982-83
Tupman, Matt (C)—2008
Turner, Chris (C)—1998
Twitty, Jeff (P)—1980

V (14)

Valdespino, Sandy (OF)—1971
Valencia, Danny (INF)—2014
Valera, Julio (P)—1996
Vargas, Jason (P)—2014-17
Vásquez, Jorge (P)—2004
Vasto, Jerry (P)—2018
Ventura, Yordano (P)—2013-16
Verdugo, Ryan (P)—2012
Veres, Randy (P)—1997
Villacis, Eduardo (P)—2004
Vilorio, Melibrys (C)—2018-20
Viteliho, Joe (INF)—1995-99
Vóiquez, Edinson (P)—2015-16
Voyles, Brad (P)—2001-03

W (34)

Waechter, Doug (P)—2009
Wagner, Héctor (P)—1990-91
Walker, Jamie (P)—1997-98
Wallace, Derek (P)—1999
Walrond, Les (P)—2003
Wang, Chien-Ming (P)—2016
Washington, U.L. (INF)—1977-84
Wathan, Dusty (C)—2002
Wathan, John (C-INF)—1976-85

Wellemeyer, Todd (P)—2006-07
Wellman, Brad (INF)—1988-89
Wells, Kip (P)—2008
Wengert, Don (P)—1999
Werth, Dennis (C-INF)—1982
Whisenant, Matt (P)—1997-99
White, Frank (INF)—1973-90
White, Rondell (OF)—2003
Wickersham, Dave (P)—1969
Wilkerson, Curtis (INF)—1992-93
Williams, Mike (P)—1997
Williams, Mitch (P)—1997
Willingham, Josh (INF)—2014
Wills, Frank (P)—1983-84
Wilson, Craig (INF)—1993
Wilson, Kris (P)—2000-02
Wilson, Willie (OF)—1976-90
Winters, Matt (OF)—1989
Witasick, Jay (P)—1999-2000
Wohlford, Jim (OF)—1972-76
Wood, Blake (P)—2010-11
Wood, Mike (P)—2004-06
Wood, Travis (P)—2017
Wright, Jamey (P)—2003, 2009
Wright, Jim (P)—1981-82
Wright, Ken (P)—1970-73

Y (6)

Yabuta, Yasuhiko (P)—2008-09
York, Jim (P)—1970-71
Young, Chris (P)—2015-17
Young, Curt (P)—1992
Young, Ernie (OF)—1998
Young, Kevin (INF)—1996

Z (7)

Zachary, Chris (P)—1969
Zaun, Gregg (C)—2000-01
Zdeb, Joe (OF)—1977-79
Zimmer, Kyle (P)—2019-20
Zobrist, Ben (INF-OF)—2015
Zuber, Tyler (P)—2020
Zuvella, Paul (INF)—1991

MANAGERS (20)

Bell, Buddy—2005-07
Boone, Bob—1995-97
Ferraro, Mike—1986 (interim)
Frey, Jim—1980-81
Gardner, Billy—1987
Gordon, Joe—1969
Herzog, Whitey—1975-79
Hillman, Trey—2008-10
Howser, Dick—1981-87
Lemon, Bob—1970-72
Matheny, Mike—2020
McKeon, Jack—1973-75
McRae, Hal—1991-94
Metro, Charlie—1970
Mizerock, John—2002 (interim)
Muser, Tony—1997-2002
Pena, Tony—2002-05
Schaefer, Bob—1991 (interim), 2005
Wathan, John—1987-91
Yost, Ned—2010-19

COACHES (89)

Barnett, Mike—2006-08
Bedell, Howie—1984
Bellard, Rafael—2020
Blaylock, Gary—1984-87
Boros, Steve—1975-79, 1993-94
Boyer, Cloyd—1982-83
Bradshaw, Terry—2018-20
Brett, George—2013
Buchanan, Brian—2017
Burgmeier, Tom—1991, 1998-2000
Cadahia, Chino—2012-13
Carnevale, Dan—1970
Carter, Larry—2020
Cisco, Galen—1971-79
Colavito, Rocky—1982-83
Connors, Billy—1980-81
Cox, Jeff—1995
Cumberland, John—2002-04
Dauer, Rich—1997-2002
David, Andre—2005-06, 2013
Dobson, Pat—1991
Doran, Bill—2005-07
Dunlop, Harry—1969-75
Eiland, Dave—2012-17

Eldred, Cal—2018-20
Ezell, Glenn—1989-94
Ferraro, Mike—1984-86
Foli, Tim—1996
Foster, Steve—2010-12
Friend, Owen—1969
Funk, Frank—1988-90
Gambao, Tom—2001-03
Garrett, Adrian—1988-92
Gibbons, John—2009-11
Grifol, Pedro—2013-20
Hansen, Guy—1991-93, 1996-97, 2005
Harder, Mel—1969
Henry, Doug—2013-17
Hiller, Chuck—1976-79
Hollins, Damon—2020
Jirschele, Mike—2014-19
Johnson, Lamar—1999-2002
Jones, Joe—1987, 1992, 2005
Jones, Lynn—1991-92
Kendall, Fred—2006-07
Kison, Bruce—1992-98
Kuntz, Rusty—2008-10, 2012-17, 2020
Lau, Charley—1971-78
Lemon, Bob—1970
Lum, Mike—1988-89
Luzinski, Greg—1995-97
Mabry, John—2020
MacKenzie, Gordy—1980-81
Maier, Mitch—2018-19
Martinez, José—1980-87
Mason, Mike—2004
Mauch, Gene—1995
May, Lee—1984-86, 1992-94
Mayberry, John—1989-90
McClure, Bob—2006-11
McRae, Hal—1987
Mizerock, John—2002-04, 2008-09
Malooof, Jack—2013
Napoleon, Ed—1987-88
Nipper, Al—2001-02
Nossek, Joe—1982-83
Owen, Dave—2008-10
Page, Mitchell—1995-97
Peltand, Jeff—2003-05
Pennington, Brian—2004-07
Poquette, Tom—1997-98
Rack, Jamie—1994-2001
Renick, Rick—1981
Rodríguez, Eddie—2009-13
Schaefer, Bob—1988-91, 2002-05
Schaffer, Jim—1980-88
Schultz, Joe—1970
Seitzer, Kevin—2009-12
Silverio, Luis—2003-08
Sisson, Doug—2011-12
Strickland, George—1970-72
Strom, Brent—2000-01
Sullivan, John—1979
Sveum, Dale—2014-19
Wakamatsu, Don—2014-17
Wathan, John—1986
White, Frank—1997-01
White, Jo Jo—1969
Wiley, Mark—1999
Wilson, Vance—2018-20

TRAINERS (12)

Cobb, Mickey—1978-90
DeLucia, Chris—2019-20
Dudley, Jim—1973-77
Jones, Bill—1969-72
Kenney, Nick—2010-20
Kuntz, Lee—1999-2002
Kyte, Frank—2003-09
McGannon, Paul—1984-88
Morrow, Steve—1991-98
Stevenson, Jeff—2008-09
Swartz, Nick—1989-2009
Turner, Kyle—2010-20

ALL-TIME NUMERICAL ROSTER

0

Scott, George 1979
 Gore, Terrance 2014-17, 2019
 Heath, Nick 2020

1

Foy, Joe 1969
 Alcaraz, Luis 1970
 Rojas, Cookie 1970-77
 Terrell, Jerry 1978-80
 Biancalana, Buddy 1982-87
 Stillwell, Kurt 1988-91
 Roberts, Bob 1996-97
 Sanchez, Rey 1999-2001
 Sadler, Donnie 2001-02
 Ordaz, Luis 2002
 Dawkins, Gookie 2003
 Jackson, Damian 2004
 Guerrero, Wilton 2004
 Blanco, Andrés 2004
 Hocking, Denny 2005
 Gathright, Joey 2006
 Pena, Jr., Tony 2007-09
 Anderson, Josh 2009
 Dyson, Jarrod 2010-16
 Goins, Ryan 2018
 Lopez, Nicky 2019-20

2

Patek, Fred 1971
 Hansen, Ron 1972
 Bevacqua, Kurt 1973-74
 Patek, Freddie 1975-79
 Torres, Rusty 1980
 Concepción, Onix 1981-85
 Salazar, Angel 1986-87
 Owen, Dave 1988
 Jeltz, Steve 1990
 Liriano, Nelson 1991
 Melvin, Bob 1992
 Spehr, Tim 1997
 Hansen, Jed 1997-99
 Fabregas, Jorge 2000
 Mayne, Brent 2001-03
 Buck, John 2004-05
 Graffanino, Tony 2006
 Gathright, Joey 2007-08
 Crisp, Coco 2009
 Escobar, Alcides 2011-18
 Goins, Ryan 2019
 Arteaga, Humberto 2019

3

Killebrew, Harmon 1975
 Nelson, Dave 1976-77
 Braun, Steve 1978-80
 Poquette, Tom 1982
 Pastornicky, Cliff 1983
 Orta, Jorge 1984-87
 Jones, Ross 1987
 Wellman, Brad 1988-89
 Shumpert, Terry 1991-93
 Hamelin, Bob 1994-96
 Rivera, Luis 1998
 Febles, Carlos 1999-2003
 Tonis, Mike 2004
 Phillips, Paul 2004
 Blanco, Andrés 2004
 Long, Terrence 2005
 Germán, Esteban 2006-08
 Peña, Brayán 2009
 Betancourt, Yuniesky 2009-10

4

Detherage, Bob 1980
 Motley, Darryl 1981
 Pryor, Greg 1982-86
 Tartabull, Danny 1987-91
 Gaetti, Gary 1993
 Shumpert, Terry 1994
 Lockhart, Keith 1996
 Halter, Shane 1998
 Holbert, Ray 1999-00
 Delgado, Wilson 2001
 Berroa, Angel 2001-07
 Gordon, Alex 2008-20

5 (RETIRED IN 1994)

Savage, Ted 1971
 Scheinblum, Richie 1972, 1974
 Poquette, Tom 1973
 Brett, George 1975-93

6

Spriggs, George 1970
 Martinez, Buck 1970-71
 Wohlford, Jim 1972-76
 Heise, Bob 1977
 Wilson, Willie 1978-90
 Howard, David 1993-97
 Pendleton, Terry 1998
 Scarone, Steve 1999
 McCarty, David 2000-02
 Bako, Paul 2006
 LaRue, Jason 2007
 Guillén, José 2010
 Cain, Lorenzo 2011-17
 Hamilton, Billy 2019

7

Harrison, Chuck 1969, 1971
 Sorrell, Bill 1970
 Mayberry, John 1972-77
 Bass, Randy 1978
 Cruz, Todd 1979
 Chalk, Dave 1980-81
 Slaughter, Don 1982-84
 Law, Rudy 1986
 Hearn, Ed 1987-88
 Spehr, Tim 1991
 Gagne, Greg 1993-95
 King, Jeff 1997-99
 Hinch, A.J. 2001-02
 López, Mendy 2003-04
 Castillo, Alberto 2004-05
 Blanco, Andrés 2005
 Huber, Justin 2006
 Sánchez, Angel 2006
 Gordon, Alex 2007
 Gload, Ross 2008
 Hulett, Tug 2009
 Blanco, Gregor 2010
 Lough, David 2012-13
 Willingham, Josh 2014
 Cruz, Tony 2016
 Herrera, Rosell 2018
 Franco, Maikel 2020

8

Kirkpatrick, Ed 1969-73
 Solaita, Tony 1974-76
 LaCock, Pete 1977-80
 Sundberg, Jim 1985-86
 Macfarlane, Mike 1988
 Boone, Bob 1989-90
 Eisenreich, Jim 1991-92
 Wilson, Craig 1993
 Gaetti, Gary 1994-95
 Leius, Scott 1998-99
 Ordaz, Luis 2000-01
 Pérez, Neifi 2002
 Brown, Dee 2003-04
 McEwing, Joe 2005
 Bloomquist, Willie 2009-10
 Mostakas, Mike 2011-18

9

Piniella, Lou 1969-73
 Quirk, Jamie 1975-76, 1979-82, 1985-88
 Hurdle, Clint 1977-79
 Simpson, Joe 1983
 Iorg, Dane 1984-85
 de los Santos, Luis 1989
 Moore, Bobby 1991
 Jefferies, Gregg 1992
 Gomez, Alexis 2002
 DeJesus, David 2003-10
 Giavotella, Johnny 2011-14
 Butera, Drew 2015-18
 Duda, Lucas 2019
 McBroom, Ryan 2019-20

10 (RETIRED IN 1987)

Schaal, Paul 1969-74
 McClure, Bob 1975
 Davis, Tommy 1976
 Lahoud, Joe 1977-78
 Quirk, Jamie 1978-79
 Hurdle, Clint 1979-81

11

Rodríguez, Ellie 1969-70
 McRae, Hal 1973-87
 Knoblauch, Chuck 2002
 Prince, Tom 2003
 Stairs, Matt 2004
 Relaford, Desi 2004
 Phillips, Paul 2005
 Marrero, Eli 2005
 Mientkiewicz, Doug 2006
 Gload, Ross 2007
 Guillén, José 2008-09
 Fields, Josh 2010
 Betancourt, Yuniesky 2012
 Guthrie, Jeremy 2013-15
 Starling, Bubba 2019-20

12

Ríos, Juan 1969
 Spriggs, George 1970
 May, Jerry 1971-72
 Reichardt, Rick 1973
 May, Jerry 1973
 Martz, Gary 1975
 Wathan, John 1976-85
 Beniquez, Juan 1987
 Joyner, Wally 1992-95
 Paquette, Craig 1996-97
 Young, Ernie 1998
 Spehr, Tim 1998-99
 Reboulet, Jeff 2000
 Alicea, Luis 2001-02
 Relaford, Desi 2003-04
 Stairs, Matt 2004-06
 Phillips, Paul 2007
 Tupman, Matt 2008
 Maier, Mitch 2010-12
 Hayes, Brett 2013-14
 Nix, Jayson 2014
 Calixte, Orlando 2015
 Eibner, Brett 2016
 Nava, Daniel 2016
 Soler, Jorge 2017-20

13

Rooker, Jim 1969-70
 González, Fernando 1974
 Gaudet, Jim 1979
 Cone, David 1986
 Martínez, Carmelo 1991
 Howard, David 1992
 Lind, José 1993-95
 Fasano, Sal 1999
 Blanco, Andrés 2006
 Callaspo, Alberto 2008-10
 Aviles, Mike 2011
 Perez, Salvador 2011-20

14

Adair, Jerry 1969-70
 Rooker, Jim 1971
 Severson, Rich 1971
 Taylor, Carl 1972-73
 May, Lee 1981-82
 Blue, Vida 1983
 Buckner, Bill 1988-89
 Davis, Storm 1990-91
 Gwynn, Chris 1993
 Grotewold, Jeff 1995
 Stynes, Chris 1996
 Cooper, Scott 1997
 Martínez, Félix 1998
 López, Mendy 1999
 Quinn, Mark 2000-02
 White, Rondell 2003
 Abernathy, Brent 2003
 Graffanino, Tony 2004-05
 Buck, John 2006-09
 Infante, Omar 2014-16
 Burns, Billy 2016-17
 Phillips, Brett 2018-20
 Olivares, Edward 2020

ALL-TIME NUMERICAL ROSTER (CONT.)

15

Harris, Billy	1969
Severson, Rich	1970
Floyd, Bobby	1970-74
Severson, Rich	1971
Stinson, Bob	1975-76
Porter, Darrell	1977-80
Grote, Jerry	1981
Ireland, Tim	1982
Sheridan, Pat	1983-85
Taylor, Dwight	1986
Jackson, Danny	1987
Macfarlane, Mike	1989-94, 1996-98
Mercedes, Henry	1995
Borders, Pat	1995
Turner, Chris	1998
Giambi, Jeremy	1998-99
Beltrán, Carlos	2001-04
Costa, Shane	2005
Grudzielanek, Mark	2006-08
Treanor, Matt	2011
Rios, Alex	2015
Merrifield, Whit	2016-20

16

Healy, Fran	1969, 1973-76
Keough, Joe	1969-72
Hassler, Andy	1976-78
Foucault, Steve	1978
Phelps, Ken	1981
Werth, Dennis	1982
Roberts, Leon	1983-84
Scranton, Jim	1985
Jackson, Bo	1986-90
Gordon, Tom	1991
Miller, Keith	1992-94
Miller, Keith	1995
Norman, Les	1995
Randa, Joe	1996, 1998-2004
Cooper, Scott	1997
Palmer, Dean	1997-98
Huber, Justin	2005
Sanders, Reggie	2006-07
Butler, Billy	2008-14
Oriando, Paulo	2015-18
Maldonado, Martin	2019
Gutierrez, Kelvin	2020

17

Morehead, Dave	1969-70
Paepke, Dennis	1971-72, 1974
Ortenzio, Frank	1973
Littell, Mark	1975-77
Silverio, Luis	1978
Castillo, Manny	1980
Ireland, Tim	1981
Jones, Mike	1984-85
Brewer, Mike	1986
Anderson, Rick	1987-88
Winters, Matt	1989
Perry, Gerald	1990
Zuvela, Paul	1991
Samuel, Juan	1992
Cone, David	1993
Appier, Kevin	1996-99
Dunwoody, Todd	2000
Suzuki, Mac	2001-02
Pérez, Neifi	2001
Wathan, Dusty	2002
Jacobs, Mike	2009
Getz, Chris	2010-13
Davis, Wade	2014-16
Dozier, Hunter	2018-20

18

Kelly, Pat	1969-70
Hopkins, Gail	1971-73
Cowens, Al	1974-79
Mulliniks, Rance	1980-81
Renko, Steve	1983
Balboni, Steve	1984
Saberhagen, Bret	1987-91
Randa, Joe	1995
Damon, Johnny	1996-2000
Ibañez, Raúl	2001-03, 2014
Stinnett, Kelly	2004
Ambres, Chip	2005
Kendall, Jason	2010
Zobrist, Ben	2015
Hernández, Óscar	2020

19

Fiore, Mike	1969-70
Matchick, Tom	1970
Knoop, Bobby	1971-72
White, Frank	1973
Briels, Nelson	1974-75
Wilson, Willie	1976
Zdeb, Joe	1977-79
Cardenal, José	1980
Wills, Frank	1983-84
Stoddard, Bob	1987
Bannister, Floyd	1988-89
Conine, Jeff	1990, 1992, 1998
Wilkinson, Curtis	1993
Kreuter, Chad	1999
Johnson, Brian	2000
Delgado, Wilson	2000
Henry, Doug	2001
Pellow, Kit	2002
McDonald, Donzell	2002
Patterson, Jarrod	2003
Anderson, Brian	2003-05
Bannister, Brian	2008-10
Falu, Irving	2012-13
Valencia, Danny	2014
Kratz, Erik	2014-15
Cuthbert, Cheslor	2015-19
Cordero, Franchy	2020

20 (RETIRED IN 1995)

Campanis, Jim	1969-70
Montgomery, Monty	1971-72
Raziano, Barry	1973
White, Frank	1974-90

21

Martinez, Buck	1969, 1974-77
Monteagudo, Aurelio	1970
Kunsyner, Art	1978
Rodriguez, Eduardo	1979
Twitty, Jeff	1980
Cree, Keith	1982-83
Dent, Bucky	1984
Smith, Lonnie	1985-87
Montgomery, Jeff	1988-99
Carrasco, D.J.	2004-05
Redman, Mark	2006
Butler, Billy	2007
Olivo, Miguel	2008-09
Franceour, Jeff	2011-13
Carroll, Jamey	2013
Duda, Lucas	2018
Bailey, Homer	2019
Montgomery, Mike	2019-20

22

Rooker, Jim	1969
Burgmeier, Tom	1970-73
Leonard, Dennis	1974-86
Eisenreich, Jim	1987-90
McReynolds, Kevin	1992-93
Cone, David	1994
Nunnally, Jon	1995-97
Sutton, Larry	1997-99
Spolarjak, Paul	2000
Ortiz, Héctor	2000-01
Brito, Juan	2002
González, Juan	2002
Bayliss, Jonah	2005
Mays, Joe	2006
Keppel, Bobby	2006
Maier, Mitch	2006
Podsednik, Scott	2010
May, Lucas	2010
Davis, Wade	2013

23

O'Riley, Don	1969
Fitzmorris, Al	1970-72
Mingori, Steve	1973-79
Barranca, Germán	1980
Gerónimo, César	1981-83
Gubicza, Mark	1984-96
Morris, Hal	1998
Matos, Julius	2003
Greinke, Zack	2004-10
Duffy, Danny	2011-12
Johnson, Elliot	2013

Peña, Carlos	2013
Aoki, Nori	2014

24

Hernández, Jackie	1969-70
Aikens, Willie	1980-83
Motley, Darryl	1984-86
Owen, Larry	1987-88
Schulz, Jeff	1989-90
Mayne, Brent	1991-95
Scanlan, Bob	1996
Clark, Terry	1996
Dye, Jermaine	1997-2001
Tucker, Michael	2002-03
Thompson, Rich	2004
Mateo, Ruben	2004
Berger, Brandon	2004
Teahen, Mark	2005-09
Ankiel, Rick	2010
Betemit, Wilson	2011
Navarro, Yamaico	2011
Tejada, Miguel	2013
Colón, Christian	2014-17

25

Drabowsky, Moe	1969-70
Campanis, Jim	1970
Spitttorff, Paul	1971
McCormick, Mike	1971
Rooker, Jim	1972
Jackson, Mike	1972-73
Brett, George	1973-74
Scott, Rodney	1975
Poquette, Tom	1976-79
Chamberlain, Craig	1979
Brett, Ken	1980-81
Martin, Jerry	1982-83
Jackson, Danny	1984-86
Thurman, Gary	1987-92
Hiatt, Phil	1993, 1995
Norman, Les	1996
Lima, José	2003
Johnson, Rontrez	2003
Tomko, Brett	2008
Ka'aihue, Kila	2008, 2010-11
Robinson, Clint	2012
Teaford, Everett	2013
Coleman, Casey	2014
Morales, Kendryx	2015-16
Jay, Jon	2018
Goodwin, Brian	2018
Schwindel, Frank	2019

26

Cisco, Galen	1969
Otis, Amos	1970-83
Farr, Steve	1985-90
Puhl, Terry	1991
Clark, Dave	1991
Benzinger, Todd	1991
Sauveur, Rich	1992
Heaton, Neal	1992
Pulliam, Harvey	1993
James, Chris	1995
Fasano, Sal	1996-98
Martínez, Félix	1999
Fasano, Sal	2001
Austin, Jeff	2001-02
DiFelice, Mike	2003
Smith, Jason	2007-08
Frel, Ryan	2009
Miller, Jai	2010
Francis, Jeff	2011
Kottaras, George	2013
Peña, Francisco	2014-15
Minor, Mike	2017
Boxberger, Brad	2019
Mejia, Erick	2019-20

ALL-TIME NUMERICAL ROSTER (CONT.)

27

Bunker, Wally	1969-71
Clemons, Lance	1971
Littell, Mark	1973
Hoerner, Joe	1973-74
Martin, Renie	1979-81
Tufts, Bob	1982
Hammond, Steve	1982
Beckwith, Joe	1984-85
Kingery, Mike	1986
Bosley, Thad	1987-88
Aquino, Jeff	1988-92
Granger, Luis	1993-94, 1996
Samuel, Juan	1995
Bones, Ricky	1997
Vitiello, Joe	1998
Brown, Dee	1998-2002
Patterson, Jarrod	2003
Field, Nate	2003
Anderson, Brian	2003
Bautista, José	2004
Bautista, Denny	2004-06
Yabuta, Yasuhiko	2008
Peña, Brayán	2009-12
Gutiérrez, J.C.	2013
Maxwell, Justin	2013-14
Finnegan, Brandon	2014-15
Mondesi, Adalberto	2016-20

28

Paepke, Dennis	1969
Wright, Ken	1970-73
Pinson, Vada	1974-75
Sanders, Ken	1976
McGilberry, Randy	1978
Nettles, Jim	1979
Chamberlain, Craig	1980
Paschall, Bill	1981
Frost, Dave	1982
Rasmussen, Eric	1983
Moreno, Omar	1985
Bankhead, Scott	1986
MacFarlane, Mike	1987
Garber, Gene	1987
Crawford, Steve	1990-91
Meacham, Rusty	1992-95
Bell, Jay	1997
Rapp, Pat	1998
Hubbard, Trinidad	2001
Harvey, Ken	2001, 2003-05
Phillips, Paul	2006
Dotel, Octavio	2007
Davies, Kyle	2007-09
Piña, Manuel	2011-12
López, Jorge	2019-20

29

Butler, Bill	1969-71
Murphy, Tom	1972
Bird, Doug	1973-78
Quisenberry, Dan	1979-88
Palacios, Rey	1988-90
Gwynn, Chris	1992
Brewer, Billy	1993
Coleman, Vince	1994-95
Sweeney, Mike	1995-2007

30

Spriggs, George	1969
Johnson, Bob	1970
Hovley, Steve	1972-73
Cepeda, Orlando	1974
Jones, Ruppert	1976
Washington, U.L.	1977-84
LaCoss, Mike	1985
Gumpert, Dave	1987
Tabler, Pat	1988-90
Gibson, Kirk	1991
Wilkerson, Curtis	1992
Brooks, Hubie	1993-94
Olson, Gregg	1995
Offerman, Jose	1996-98
Rigby, Brad	1999-2000
Berger, Brandon	2001-03
Santiago, Benito	2004
Gotay, Ruben	2004-05
Keppinger, Jeff	2006
Standridge, Jason	2007
Cortez, Fernando	2007

Huber, Justin	2007
Aviles, Mike	2008-10
Bourgeois, Jason	2012
Ventura, Yordano	2013-16

31

Taylor, Hawk	1969-70
McGilberry, Randy	1977-78
Cripe, Dave	1978
Christenson, Gary	1979-80
Schattinger, Jeff	1981
Armstrong, Mike	1982-83
Sherberger, Bret	1984-86
Sabirin, Bob	1987
Pérez, Mélido	1987
Sánchez, Israel	1988, 1990
Garber, Gene	1988
Howard, David	1991
DiPino, Frank	1993
Cadaret, Greg	1993
Tucker, Michael	1995-96
Myers, Rod	1997
Mack, Shane	1998
Vitiello, Joe	1999
Rakers, Jason	2000
Meadows, Brian	2001
May, Darrell	2002
López, Albie	2003
Abbott, Paul	2003
Murphy, Donnie	2004
Gettis, Byron	2004
Brown, Adrian	2004
Murphy, Donnie	2005
Duckworth, Brandon	2007-08
Hughes, Dusty	2009-10
Coleman, Louis	2012-14
Gomes, Jonny	2015
Kennedy, Ian	2016-20

32

Hedlund, Mike	1969-72
O'Riley, Don	1970
Garber, Gene	1973-74
McClure, Bob	1976
Wilson, Willie	1977
Gura, Larry	1978-85
Pecota, Bill	1986-91
Rossy, Rico	1992-93
Browning, Tom	1995
Young, Kevin	1996
Vitiello, Joe	1997
López, Mendy	1998
Laxton, Brett	2000
George, Chris	2002-04
Costa, Shane	2006-07
Mahay, Ron	2008-09
Mazzaro, Vin	2011-12
Moore, Adam	2013
Paredes, Jimmy	2014
Young, Chris	2015-17
Maurer, Brandon	2017
Hahn, Jesse	2019-20

33

Oliver, Bob	1969-72
Pattin, Marty	1974-80
Hammaker, Atlee	1981
Blue, Vida	1982-83
Davis, Butch	1983-84
Seitzer, Kevin	1986-91
Haney, Chris	1992-98
Durbin, Chad	1999-2002
Leskanic, Curtis	2003-04
Burkhart, Morgan	2003
Santiago, Benito	2004
Lima, José	2005
Quintero, Humberto	2012
Guthrie, Jeremy	2012
Shields, James	2013-14
Flynn, Brian	2016-19
Dini, Nick	2019
Harvey, Matt	2020

34

Burgmeier, Tom	1969
Spitttorff, Paul	1972-84
Bell, Terry	1986
Capra, Nick	1988
McWilliams, Larry	1989-90
Clarke, Stan	1989

Codioli, Chris	1990
Wagner, Héctor	1991
José, Félix	1993-95
Pittsley, Jim	1997-99
Wallace, Derek	1999
Pisciotta, Marc	1999
Stein, Blake	2001-02
May, Darrell	2003-04
Diaz, Matt	2005
Hudson, Luke	2006-07
Wright, Jamey	2009
Davies, Kyle	2010-11
Abreu, Tony	2012
Peguero, Carlos	2014
Wood, Travis	2017
Cahill, Trevor	2017
Oaks, Trevor	2018

35

Nelson, Roger	1969-72
Throop, George	1975, 1977-79
Nelson, Roger	1976
Bruno, Tom	1976
Eaton, Craig	1979
Eastwick, Rawly	1980
Wright, Jim	1981-82
Johnson, Ron	1982-83
Jones, Lynn	1984-86
Lee, Mark	1988
Filson, Pete	1990
Pichardo, Hipolito	1993-98
Batista, Miguel	2000
Bukvich, Ryan	2002-04
Brown, Emil	2005-07
Maier, Mitch	2008-09
Hosmer, Eric	2011-17
Holland, Greg	2020

36

Abernathy, Ted	1970-72
Tufts, Bob	1982-83
Jackson, Grant	1982
Perry, Gaylord	1983
Leeper, Dave	1985
Johnson, Rondin	1986
Gordon, Tom	1988-90, 1992-95
Mercedes, Henry	1996
Martinez, Félix	1997
Long, Ryan	1997
Beltrán, Carlos	1998-2000
Byrd, Paul	2001-02
Snyder, Kyle	2003
Pickering, Calvin	2004-05
Stemle, Steve	2006
Etherton, Seth	2006
De La Rosa, Jorge	2006-07
Dwyer, Chris	2013
Vólquez, Edinson	2015-16
Gallagher, Cam	2017-20

37

Jones, Steve	1969
Patek, Fred	1971-74
Sadecki, Ray	1976
Gura, Larry	1976-77
Gaudet, Jim	1978
Sheridan, Pat	1981
Berenguer, Juan	1981
Botelho, Derek	1982
Ashford, Tucker	1984
Leibrandt, Charlie	1984-89
Dotson, Richard	1990
Baller, Jay	1990
Johnston, Joel	1992
Gardner, Mark	1993
Rasmussen, Dennis	1995
McGinnis, Russ	1995
Anderson, Scott	1995
Huisman, Rick	1995-96
Suppan, Jeff	1998-2002
Lloyd, Graeme	2003
Huisman, Justin	2004
Stemle, Steve	2005
Elarton, Scott	2006-07
Cruz, Juan	2009-10
O'Sullivan, Sean	2010-11
Ciriaco, Pedro	2013-14
Downs, Scott	2014
Moss, Brandon	2017
Maurer, Brandon	2018

ALL-TIME NUMERICAL ROSTER (CONT.)

38

Cram, Jerry	1969
López, Aurelio	1974
Gale, Rich	1978-81
Rivera, Bombo	1982
Huisman, Mark	1983-86
Shields, Steve	1986
Madison, Scotti	1987-88
Leach, Terry	1989
McGaffigan, Andy	1990-91
Benzinger, Todd	1991
Reed, Rick	1992-93
Milacki, Bob	1994
Stynes, Chris	1995
Converse, Jim	1997
Pose, Scott	1999-2000
Grimsley, Jason	2001-04
Núñez, Abraham	2004
Jensen, Ryan	2005
Booker, Chris	2006
Duckworth, Brandon	2006
Buckner, Billy	2007
Wood, Blake	2010-11
Bonifacio, Jorge	2017-19

39

Alcaraz, Luis	1969
Hopkins, Gail	1971
Angelini, Norm	1972
Fitzmorris, Al	1973-76
Angelini, Norm	1973
Lance, Gary	1977
Hrabosky, Al	1978-79
Keatley, Greg	1981
Castro, Bill	1982-83
Gleaton, Jerry Don	1987-89
Gardner, Wes	1991
Cole, Stu	1991
Benitez, Yamil	1997
Mathews, Terry	1999
Bochtler, Doug	2000
Hernández, Roberto	2001-02
Lowe, Sean	2003
Snyder, Kyle	2005-06
Andrade, Steve	2006
Shealy, Ryan	2006
Brazler, Craig	2007
Mendoza, Luis	2010-13
Hendriks, Liam	2014
Medlen, Kris	2015-16
Hammel, Jason	2017-18

40

Zachary, Chris	1969
Wickersham, Dave	1969
York, Jim	1970-71
Busby, Steve	1972-76, 1978-80
Jones, Mike	1981
Black, Bud	1982-88
Luecken, Rick	1989
Smith, Daryl	1990
Young, Curt	1992
Koslofski, Kevin	1992-94
Mota, José	1995
Hernández, Runelvys	2002-06
Bannister, Brian	2007
Wells, Kip	2008
Farnsworth, Kyle	2009-10
Herrera, Kelvin	2011-18
Diekman, Jake	2019
Rosenthal, Trevor	2020

41

Drago, Dick	1969-73
McDaniel, Lindy	1974-75
Ferreira, Tony	1985
Habyan, John	1993
Brewer, Billy	1994-95
Belcher, Tim	1996-98
Wengert, Don	1999
Stein, Blake	1999-2000
Fussell, Chris	1999
Reichert, Dan	2001-02
Gobble, Jimmy	2003-08
DiNardo, Lenny	2009
Bullington, Bryan	2010
Jeffress, Jeremy	2011-12
Duffy, Danny	2013-20

42 (RETIRED IN 1997)

Fitzmorris, Al	1969
Martinez, Buck	1973
Marshall, Keith	1973
Hall, Tom	1976-77
Paschall, Bill	1979
Haney, Chris	1992
Henderson, Dave	1994
Goodwin, Tom	1995-97

43

Spittorff, Paul	1970
Dal Canton, Bruce	1971-75
Sadecki, Ray	1975
Paschall, Bill	1978
Barranca, Germán	1979
Schatzeder, Dan	1991
Davis, Storm	1991
Belinda, Stan	1994
Lockhart, Keith	1995
Halter, Shane	1997
Febles, Carlos	1998
Chávez, Endy	2001
Perry, Chan	2002
Obermueller, Wes	2002
Levine, Al	2003
Leskanic, Curtis	2003
Seanez, Rudy	2004
Gómez, Alexis	2004
Núñez, Leo	2005-06
Shealy, Ryan	2007-08
Crow, Aaron	2011-14
Coleman, Dusty	2015
Feliz, Nefthali	2017
Peralta, Willy	2018-19
Rosario, Randy	2019-20

44

Northey, Scott	1969
Taylor, Carl	1971
Scott, Rodney	1975
Vitiello, Joe	1995-96
Davis, Chili	1997
Barber, Brian	1998-99
Zaun, Gregg	2000-01
Robinson, Kerry	2006
Hochevar, Luke	2007-13, 2015-16

45

Simpson, Wayne	1973
Garcia, Danny	1981
Heath, Kelly	1982
Jackson, Danny	1983
Balboni, Steve	1985-88
Buchanan, Bob	1989
Morman, Russ	1990-91
José, Félix	1994
Jacome, Jason	1995-97
Casian, Larry	1997
Evans, Bart	1998
Moreno, Orber	1999
Guiel, Aaron	2002-06
Pérez, Odalis	2006-07
Waechter, Doug	2009
Adams, Lane	2014
Morales, Franklin	2015
Almonte, Abraham	2018
Zimmer, Kyle	2019-20

46

Rico, Fred	1969
Cram, Jerry	1976
Heaton, Neal	1992
Caceres, Edgar	1995
Pugh, Tim	1996
Lennon, Patrick	1996
Bluma, Jaime	1996
Williams, Mike	1997
Service, Scott	1997
Santiago, José	1998-2001
Allensworth, Jermaine	1998
Voyles, Brad	2001-03
Wood, Mike	2004-06
Núñez, Leo	2007-08
Hernández, Luis	2009
Betemit, Wilson	2010
Coleman, Louis	2011

Hottovy, Tommy	2012
Marks, Justin	2014
Torres, Ramón	2017-18
Reynolds, Matt	2020

47

Berry, Sean	1990-91
Rasmussen, Dennis	1992-93
Goodwin, Tom	1994
Fleming, Dave	1995
Bevil, Brian	1996-98
Witasick, Jay	1999-2000
Rekar, Bryan	2002
Sullivan, Scott	2004
Dessens, Elmer	2006
Braun, Ryan	2006-07
Ponson, Sidney	2009
Marte, Victor	2009-10
Adcock, Nate	2011-12
Morales, Franklin	2015
Cueto, Johnny	2015
Moylan, Peter	2016-17
Gutierrez, Kelvin	2019

48

Wright, Ken	1970
Reichardt, Rick	1974
Colborn, Jim	1977-78
Hood, Don	1982-83
Power, Ted	1988
Davis, Mark	1990-92
Berenguer, Juan	1992
Hamelin, Bob	1993
Cookson, Brent	1995
Olson, Gregg	1997
Service, Scott	1998-99
Spradlin, Jerry	2000
Affeldt, Jeremy	2002-06
Soria, Joakim	2007-11
Mariot, Michael	2014-15
Soria, Joakim	2016-17
Lively, Ben	2018-19
Adams, Chance	2020

49

Valdespino, Sandy	1971
Cram, Jerry	1976
Motley, Darryl	1983
Sánchez, Orlando	1984
Pujols, Luis	1984
Davis, John	1987
Crawford, Steve	1989
Mayne, Brent	1990
Cromartie, Warren	1991
Shifflett, Steve	1992
Linton, Doug	1995-96
Williams, Mitch	1997
Santiago, José	1997
Bones, Ricky	1998
Fussell, Chris	1999-2000
Wright, Jamey	2003
Reyes, Denny	2004
Bale, John	2007-09
Odorizzi, Jake	2012
Joseph, Donnie	2013-14
Blanton, Joe	2015
Coleman, Louis	2015
Buchter, Ryan	2017
Fillymer, Heath	2018-19

ALL-TIME NUMERICAL ROSTER (CONT.)

50

Jones, Mike	1980
Scranton, Jim	1984
Hargeshheimer, Alan	1986
Shumpert, Terry	1990
Corbin, Archie	1991
Sampen, Bill	1992-93
Belinda, Stan	1993
Bunch, Melvin	1995
Rosado, José	1996-2000
Robinson, Kenny	1996
Caruso, Mike	2002
Gillfillan, Jason	2003
Serrano, Jimmy	2004
Burgos, Ambiorix	2005-06
Teixeira, Kanekoa	2011
Mijares, José	2012
Moore, Adam	2012
Almonte, Miguel	2015, 2017
Adam, Jason	2018
Barnes, Jacob	2019
Bubic, Kris	2020

51

de los Santos, Luis	1988
Pulliam, Harvey	1991-92
Burgos, Enrique	1993
Pittsley, Jim	1995
Damon, Johnny	1995
Valera, Julio	1996
Veres, Randy	1997
Rios, Danny	1998
Hatcher, Chris	1998
Morman, Alvin	1999
Wilson, Kris	2000-03
Sisco, Andrew	2005-06
Tejeda, Robinson	2008-11
Broxton, Jonathan	2012
Vargas, Jason	2014-17
Boyer, Blaine	2018
Vasto, Jerry	2018
Ellis, Chris	2019
Singer, Brady	2020

52

Phelps, Ken	1980-81
Stottlemire, Mel	1990
Boddicker, Mike	1991-92
Torres, Dilson	1995
Pérez, Mike	1997
de la Maza, Roland	1997
Ortiz, Héctor	1998
Quinn, Mark	1999
Bottalico, Ricky	2000
Shouse, Brian	2002
Hill, Jeremy	2002-03
Kinney, Matt	2004
Demaria, Chris	2005
Dohmann, Scott	2006
Ramírez, Horacio	2008-09
Chen, Bruce	2009-14
Grimm, Justin	2018
López, Jorge	2018

53

Concepción, Onix	1980
Pedre, Jorge	1991
Moeller, Dennis	1992
Santovenia, Nelson	1993
DeJesus, Jose	1994
Converse, Jim	1995
Rusch, Glendon	1997-99
Carter, Lance	1999
George, Chris	2001
Asencio, Miguel	2002-03
Howell, J.P.	2005
Díaz, José	2006
Rosa, Carlos	2008-09
Teixeira, Kanekoa	2010
Cabrera, Melky	2011, 2017
Smith, Will	2012-13
Skoglund, Eric	2017-19
Zuber, Tyler	2020

54

DeJesus, José	1988-89
Encarnación, Luis	1990
Pierce, Ed	1992
Reichert, Dan	1999-2000
Larkin, Andy	2000
MacDougal, Mike	2001-06
Riske, David	2007
Fulchino, Jeff	2008
Lerew, Anthony	2009-10
Santana, Ervin	2013
Fraser, Jason	2014-15
Alexander, Scott	2015-17
Hill, Tim	2018-19
Bolaños, Ronald	2020

55

Appier, Kevin	1989-95, 2003-04
McDill, Allen	1998
Byrdak, Tim	1998
Suzuki, Mac	1999-2000
Cogan, Tony	2001
Field, Nate	2003
Nelson, Joe	2006
Meche, Gil	2007-10
Collins, Tim	2011-14
Karns, Nate	2017
Lovelady, Richard	2019-20

56

McRae, Brian	1990-94
Whisenant, Matt	1997-99
McDill, Allen	1997
D'Amico, Jeff	2000
Sedlacek, Shawn	2002
Field, Nate	2002
Walrond, Les	2003
Cerda, Jaime	2004-05
Wellemeier, Todd	2006-07
Ramírez, Ramon	2008
Colón, Roman	2009-10
Holland, Greg	2010-15
Keller, Brad	2018-20

57

Ryal, Mark	1982
Campbell, Jim	1990
Magnante, Mike	1991-96
Walker, Jamie	1997-98
Bevil, Brian	1997
Ray, Ken	1999
Murray, Dan	1999-2000
Mullen, Scott	2000-03
Field, Nate	2003-05
Peralta, Joel	2006-08
Yabuta, Yasuhiko	2009
Thompson, Brad	2010
Chavez, Jesse	2010-11
Sanchez, Jonathan	2012
Sparkman, Glenn	2018-20

58

Leeper, Dave	1984
Wagner, Héctor	1990
Johnston, Joel	1991
Pichardo, Hipolito	1992
Myers, Rod	1996
Carrasco, Héctor	1997
Byrdak, Tim	1999-2000
Bailey, Cory	2001-02
DeHart, Rick	2003
Camp, Shawn	2004-05
Bernero, Adam	2006
Musser, Neal	2007-08
Barlow, Scott	2018-20

59

Maldonado, Carlos	1990-91
Meadows, Brian	2000
Carrasco, D.J.	2003
Villacis, Eduardo	2004
Vásquez, Jorge	2004
Humber, Phil	2010
Paulino, Felipe	2011-12
Farrell, Luke	2017
Machado, Andrés	2017

60

Dozier, Hunter	2016
Griffin, Foster	2020

61

Hegman, Bob	1985
Teaford, Everett	2011-12
McCarthy, Kevin	2016-20

62

Verdugo, Ryan	2012
Brooks, Aaron	2014
Pounders, Brooks	2016
Albuquerque, Al	2017
Gaviglio, Sam	2017
Stout, Eric	2018

63

Stewart, Andy	1997
Newman, Josh	2008
Pino, Yohan	2015
Mills, Alec	2016
Maness, Seth	2017
Staumont, Josh	2019-20

64

Bonifacio, Emilio	2013
Strahm, Matt	2016-17
García, Onelki	2017
Morin, Mike	2017
Smith, Burch	2018
Blewett, Scott	2020

65

Rupe, Josh	2010
Junis, Jakob	2017-20

66

Thomson, John	2007
Colón, Roman	2012
O'Hearn, Ryan	2018-20

67

Parrish, John	2007
Bueno, Francisley	2012-13
Wang, Chien-Ming	2016
Speier, Gabe	2019-20

68

Rodríguez, Wilking	2014
Newberry, Jake	2018-20

69

Skoglund, Eric	2017
----------------	------

71

Hernández, Carlos	2020
-------------------	------

72

Romero, Enny	2018
Vilorio, Meibrys	2018-20

91

Nomo, Hideo	2008
-------------	------

ALL-TIME NUMERICAL ROSTER (CONT.)

MANAGERS AND COACHES

2

White, Jo Jo 1969
Lemon, Bob (MGR) 1970-72
Boone, Bob (MGR) 1995, 1997
Yost, Ned (MGR) 2010

3

Harder, Mel 1969
Schultz, Joe 1970
Cisco, Galen 1971-74, 1976-78
Yost, Ned (MGR) 2011-19

4

Dunlop, Harry 1969-75
Hiller, Chuck 1976-79
Mauch, Gene 1995

5 (RETIRED IN 1994)

Friend, Owen 1969
Carnevale, Dan 1970
Strickland, George 1970-72
Brett, George 2013

6

Gordon, Joe (MGR) 1969
Pena, Tony (MGR) 2002-05
Owen, Dave 2008-09
Grifol, Pedro 2020

7

Mayberry, John 1989-90
Owen, Dave 2010
Sisson, Doug 2012
Grifol, Pedro 2019

8

Boone, Bob (MGR) 1996
Barnett, Mike 2006-08
Belliard, Rafael 2020

9

Cisco, Galen 1975
Quirk, Jamie 1994-2001

10 (RETIRED IN 1987)

Howser, Dick (MGR) 1982-87

11

Strickland, George 1972
McRae, Hal (MGR) 1987, 1991-94
Sisson, Doug 2011

12

Wathan, John (MGR) 1986-91
Gibbons, John 2009

13

Mizerock, John 2002-04

14

Boros, Steve 1975-79, 1994
May, Lee 1984-86, 1993-94
Rodriguez, Eddie 2010-13

15

Kuntz, Rusty 2010
Cadahia, Chino 2012-13
Kuntz, Rusty 2014

16

Sullivan, John 1979

17

Silverio, Luis 2003-08

18

Jones, Joe 1987, 1992, 2005
Cumberland, John 2004
Kendall, Fred 2006-07
Kuntz, Rusty 2008-09, 2012-14, 2015-17
Wilson, Vance 2018-19

19

Luzinski, Greg 1995-97
Doran, Bill 2005-07

20 (RETIRED IN 1995)

White, Frank 1997-2001

21

Lemon, Bob (MGR) 1972
Howser, Dick (MGR) 1981
Gamboa, Tom 2001-03
Sveum, Dale 2014-17
Eldred, Cal 2018

22

Burgmeier, Tom 1991
Pentland, Jeff 2003, 2005
Hillman, Trey (MGR) 2008-09
Wakamatsu, Don 2014-17
Eldred, Cal 2019
Matheny, Mike (MGR) 2020

23

Johnson, Lamar 1999-2002
Jirschele, Mike 2015-19
Eldred, Cal 2020

24

Lau, Charley 1971-75, 1977-78
Herzog, Whitey (MGR) 1975-79
Maier, Mitch 2017-19

25

Dauer, Rich 1998
Poldberg, Brian 2004-05
Bell, Buddy (MGR) 2005-07
Wilson, Vance 2020

26

Pentland, Jeff 2004
David, Andre 2005-06
Sveum, Dale 2018

27

Lau, Charley 1976
Poldberg, Brian 2007

28

Lum, Mike 1988-89
Wiley, Mark 1999
Grifol, Pedro 2014-18

30

Strom, Brent 2000-01

31

McKeon, Jack (MGR) 1973-75

33

McClure, Bob 2006-11

34

Maloolf, Jack 2013
Carter, Larry 2020

35

Jones, Lynn 1991-92
Nipper, Al 2001-02

36

Metro, Charlie (MGR) 1970
Cisco, Galen 1976
Connors, Billy 1980-81
Seitzer, Kevin 2009-12

37

Dobson, Pat 1991
Hansen, Guy 2005

38

Cox, Jeff 1995
Poquette, Tom 1997-98

39

Page, Mitchell 1995-97
Burgmeier, Tom 1998, 2000
Mason, Mike 2004
Hollins, Damon 2020

40

Colavito, Rocky 1982-83
Muser, Tony (MGR) 1997-2002

41

Frey, Jim (MGR) 1980-81
Nossek, Joe 1982-83
Ferraro, Mike 1984-86
Gardner, Billy (MGR) 1987
Garrett, Adrian 1988-92

42 (RETIRED IN 1997)

Martínez, José 1980-87
Schaefer, Bob 1988-1991, 2003-05
Kison, Bruce 1992-94, 1996-98

43

MacKenzie, Gordy 1980-81
Boyer, Cloyd 1982-83
Blaylock, Gary 1984-87
Funk, Frank 1988-90
Hansen, Guy 1991-92, 1997
Boros, Steve 1993
Burgmeier, Tom 1999

44

Schaffer, Jim 1980-88
Ezell, Glenn 1989-94
Schaefer, Bob 2002
Buchanan, Brian 2017
Bradshaw, Terry 2018-20

45

May, Lee 1992

46

Renick, Rick 1981
Bedell, Howie 1984
Napoleon, Ed 1987-88
Hansen, Guy 1993
Sveum, Dale 2019

47

Cumberland, John 2002-03
Mabry, John 2020

48

David, Andre 2013
Grifol, Pedro 2013

49

Poldberg, Brian 2006
Gibbons, John 2011

50

Mizerock, John 2008-09
Gibbons, John 2010

54

Kison, Bruce 1995
Foster, Steve 2012

55

Hansen, Guy 1996

56

Foli, Tim 1996
Dauer, Rich 1997, 1999-2002

57

Henry, Doug 2013-17

58

Foster, Steve 2010-11
Eiland, Dave 2012-17

59

Rodriguez, Eddie 2009
Jirschele, Mike 2014

81

Kuntz, Rusty 2015

88

Hillman, Trey (MGR) 2010

ALL-TIME OPENING DAY LINEUPS

1969

Piniella, Lou CF
 Adair, Jerry 2B
 Kirkpatrick, Ed LF
 Foy, Joe 3B
 Harrison, Chuck 1B
 Oliver, Bob RF
 Rodriguez, Ellie C
 Hernández, Jack SS
 Bunker, Wally P

1970

Kelly, Pat RF
 Fiore, Mike 1B
 Otis, Amos CF
 Oliver, Bob 3B
 Piniella, Lou LF
 Alcaraz, Luis 2B
 Hernández, Jack SS
 Rodriguez, Ellie C
 Bunker, Wally P

1971

Patek, Fred SS
 Keough, Joe RF
 Otis, Amos CF
 Piniella, Lou LF
 Oliver, Bob 1B
 Rojas, Cookie 2B
 Schaal, Paul 3B
 Martínez, Buck C
 Drago, Dick P

1972

Hovley, Steve CF
 Schaal, Paul 3B
 Rojas, Cookie 2B
 Piniella, Lou LF
 Mayberry, John 1B
 Oliver, Bob RF
 May, Jerry C
 Floyd, Bob SS
 Drago, Dick P

1973

Patek, Fred SS
 Rojas, Cookie 2B
 Otis, Amos CF
 Mayberry, John 1B
 McRae, Hal LF
 Kirkpatrick, Ed DH
 Piniella, Lou RF
 Schaal, Paul 3B
 May, Jerry C
 Busby, Steve P

1974

Patek, Fred SS
 Wohlford, Jim LF
 Pinson, Vada RF
 Mayberry, John 1B
 Otis, Amos CF
 Rojas, Cookie 2B
 McRae, Hal DH
 Schaal, Paul 3B
 Healy, Fran C
 Splitteroff, Paul P

1975

Patek, Fred SS
 Otis, Amos CF
 Mayberry, John 1B
 McRae, Hal RF
 Killebrew, Harmon DH
 Brett, George 3B
 Pinson, Vada LF
 Rojas, Cookie 2B
 Healy, Fran C
 Busby, Steve P

1976

Nelson, Dave DH
 Otis, Amos CF
 Brett, George 3B
 Mayberry, John 1B
 McRae, Hal LF
 Cowens, Al RF
 Healy, Fran C
 Patek, Fred SS
 White, Frank 2B
 Splitteroff, Paul P

1977

Brett, George 3B
 McRae, Hal DH
 Otis, Amos CF
 Mayberry, John 1B
 Cowens, Al RF
 Zdeb, Joe LF
 Martínez, Buck C
 Patek, Fred SS
 White, Frank 2B
 Splitteroff, Paul P

1978

Wilson, Willie LF
 McRae, Hal DH
 Brett, George 3B
 Cowens, Al RF
 Hurdle, Clint 1B
 Otis, Amos CF
 Porter, Darrell C
 Patek, Fred SS
 White, Frank 2B
 Leonard, Dennis P

1979

Brett, George 3B
 White, Frank 2B
 Otis, Amos CF
 Cowens, Al RF
 McRae, Hal DH
 Porter, Darrell C
 Wathan, John 1B
 Hurdle, Clint LF
 Patek, Fred SS
 Leonard, Dennis P

1980

Wilson, Willie CF
 McRae, Hal DH
 Brett, George 3B
 Aikens, Willie 1B
 LaCock, Pete LF
 Quirk, Jamie C
 Hurdle, Clint RF
 White, Frank 2B
 Washington, U.L. SS
 Leonard, Dennis P

1981

Wilson, Willie CF
 McRae, Hal DH
 Brett, George 3B
 Aikens, Willie 1B
 Otis, Amos LF
 Hurdle, Clint RF
 Wathan, John C
 Washington, U.L. SS
 White, Frank 2B
 Gura, Larry P

1982

Wilson, Willie LF
 Wathan, John C
 Brett, George 3B
 Aikens, Willie 1B
 Otis, Amos CF
 McRae, Hal DH
 Martin, Jerry RF
 White, Frank 2B
 Washington, U.L. SS
 Leonard, Dennis P

1983

Wilson, Willie LF
 Washington, U.L. SS
 Brett, George 3B
 Otis, Amos CF
 McRae, Hal DH
 Aikens, Willie 1B
 White, Frank 2B
 Martin, Jerry RF
 Wathan, John C
 Gura, Larry P

1984

Concepción, Onix SS
 Davis, Butch LF
 White, Frank 2B
 McRae, Hal DH
 Balboni, Steve 1B
 Motley, Darryl RF
 Slaught, Don C
 Sheridan, Pat CF
 Pryor, Greg 3B
 Black, Bud P

1985

Wilson, Willie CF
 Sheridan, Pat RF
 Brett, George 3B
 Orta, Jorge DH
 Balboni, Steve 1B
 Motley, Darryl LF
 White, Frank 2B
 Sundberg, Jim C
 Concepción, Onix SS
 Black, Bud P

1986

Smith, Lonnie LF
 Wilson, Willie CF
 Brett, George 3B
 McRae, Hal DH
 White, Frank 2B
 Balboni, Steve 1B
 Motley, Darryl RF
 Sundberg, Jim C
 Salazar, Angel SS
 Black, Bud P

1987

Wilson, Willie CF
 Seitzer, Kevin RF
 Tartabull, Danny 1B
 Brett, George 3B
 White, Frank 2B
 Jackson, Bo LF
 Balboni, Steve DH
 Hearn, Ed C
 Biancalana, Buddy SS
 Jackson, Danny P

1988

Wilson, Willie CF
 Seitzer, Kevin 3B
 Brett, George DH
 Tartabull, Danny RF
 White, Frank 2B
 Balboni, Steve 1B
 Jackson, Bo LF
 Macfarlane, Mike C
 Stillwell, Kurt SS
 Sabherhagen, Bret P

1989

Wilson, Willie CF
 Seitzer, Kevin 3B
 Brett, George 1B
 Tartabull, Danny RF
 Tabler, Pat DH
 Jackson, Bo LF
 Boone, Bob C
 White, Frank 2B
 Stillwell, Kurt SS
 Gubicza, Mark P

1990

Perry, Gerald DH
 Seitzer, Kevin 3B
 Brett, George 1B
 Jackson, Bo LF
 Tartabull, Danny RF
 Eisenreich, Jim CF
 Stillwell, Kurt SS
 White, Frank 2B
 Boone, Bob C
 Sabherhagen, Bret P

1991

McRae, Brian CF
 Seitzer, Kevin 3B
 Brett, George 1B
 Tartabull, Danny RF
 Gibson, Kirk DH
 Macfarlane, Mike C
 Stillwell, Kurt SS
 Thurman, Gary LF
 Shumpert, Terry 2B
 Sabherhagen, Bret P

1992

McRae, Brian CF
 Jefferies, Gregg 3B
 Joyner, Wally 1B
 McReynolds, Kevin RF
 Brett, George DH
 Macfarlane, Mike C
 Miller, Keith LF
 Howard, David SS
 Shumpert, Terry 2B
 Appier, Kevin P

1993

Miller, Keith 3B
 Joyner, Wally 1B
 Brett, George DH
 José, Félix RF
 Mayne, Brent C
 McReynolds, Kevin LF
 McRae, Brian CF
 Lind, Jose 2B
 Gagne, Greg SS
 Appier, Kevin P

1994

Coleman, Vince LF
 McRae, Brian CF
 Joyner, Wally 1B
 Macfarlane, Mike C
 Gaetti, Gary 3B
 Hamelin, Bob DH
 Henderson, Dave RF
 Gagne, Greg SS
 Lind, Jose 2B
 Appier, Kevin P

1995

Tucker, Michael LF
 Goodwin, Tom CF
 Joyner, Wally 1B
 Hamelin, Bob DH
 José, Félix RF
 Gaetti, Gary 3B
 Gagne, Greg SS
 Mayne, Brent C
 Lind, José 2B
 Appier, Kevin P

1996

Roberts, Bip 2B
 Goodwin, Tom LF
 Damon, Johnny CF
 Tucker, Michael RF
 Lockhart, Keith 3B
 Hamelin, Bob 1B
 Vitiello, Joe DH
 Macfarlane, Mike C
 Offerman, Jose SS
 Appier, Kevin P

ALL-TIME OPENING DAY LINEUPS (CONT.)

1997

Offerman, Jose	2B
Goodwin, Tom	CF
Roberts, Bip	1B
King, Jeff	1B
Bell, Jay	SS
Vitiello, Joe	DH
Dye, Jermaine	RF
Paquette, Craig	3B
Spehr, Tim	C
Appier, Kevin	P

1998

Damon, Johnny	CF
Offerman, José	2B
Morris, Hal	LF
King, Jeff	1B
Pendleton, Terry	DH
Palmer, Dean	3B
Sutton, Larry	RF
Sweeney, Mike	C
Martínez, Félix	SS
Belcher, Tim	P

1999

Beltrán, Carlos	CF
Randa, Joe	3B
Damon, Johnny	LF
King, Jeff	1B
Sutton, Larry	DH
Dye, Jermaine	RF
Kreuter, Chad	C
Sánchez, Rey	SS
Febles, Carlos	2B
Appier, Kevin	P

2000

Damon, Johnny	LF
Febles, Carlos	2B
Beltrán, Carlos	CF
Dye, Jermaine	RF
Sweeney, Mike	1B
Randa, Joe	DH
Quinn, Mark	3B
Johnson, Brian	C
Sánchez, Rey	SS
Suppan, Jeff	P

2001

Febles, Carlos	2B
Beltrán, Carlos	CF
Sweeney, Mike	1B
Dye, Jermaine	RF
Randa, Joe	3B
Quinn, Mark	LF
Brown, Emil	DH
Ortiz, Héctor	C
Sánchez, Rey	SS
Suppan, Jeff	P

2002

Knoblauth, Chuck	LF
Pérez, Neifi	SS
Beltrán, Carlos	CF
Sweeney, Mike	1B
Tucker, Michael	RF
Randa, Joe	3B
Ibañez, Raúl	1B
Mayne, Brent	DH
Febles, Carlos	C
Suppan, Jeff	P

2003

Tucker, Michael	CF
Randa, Joe	3B
Sweeney, Mike	1B
Ibañez, Raúl	LF
Berger, Brandon	RF
Harvey, Ken	DH
Berroa, Angel	SS
Mayne, Brent	C
Febles, Carlos	2B
Hernández, Rinelvis	P

2004

Berroa, Angel	SS
Beltrán, Carlos	CF
Sweeney, Mike	1B
González, Juan	RF
Randa, Joe	3B
Harvey, Ken	DH
Santiago, Benito	LF
Guiel, Aaron	C
Relaford, Desi	2B
Anderson, Brian	P

2005

DeJesus, David	CF
Gotay, Ruben	2B
Sweeney, Mike	1B
Pickering, Calvin	DH
Stairs, Matt	RF
Berroa, Angel	SS
Long, Terrance	LF
Buck, John	C
Teahen, Mark	3B
Lima, José	P

2006

DeJesus, David	CF
Grudzielanek, Mark	2B
Sweeney, Mike	DH
Sanders, Reggie	RF
Brown, Emil	LF
Mientkiewicz, Doug	1B
Berroa, Angel	SS
Teahen, Mark	3B
Buck, John	C
Elarton, Scott	P

2007

DeJesus, David	CF
Grudzielanek, Mark	2B
Teahen, Mark	RF
Sweeney, Mike	DH
Gordon, Alex	3B
Shealy, Ryan	1B
Gload, Ross	LF
Buck, John	C
Peña, Tony Jr.	SS
Meche, Gil	P

2008

DeJesus, David	CF
Grudzielanek, Mark	2B
Gordon, Alex	3B
Guillén, José	RF
Butler, Billy	DH
Teahen, Mark	LF
Gload, Ross	1B
Buck, John	C
Peña, Tony Jr.	SS
Meche, Gil	P

2009

Crisp, Coco	CF
DeJesus, David	LF
Teahen, Mark	2B
Guillén, José	RF
Jacobs, Mike	1B
Butler, Billy	DH
Gordon, Alex	3B
Olivo, Miguel	C
Aviles, Mike	SS
Meche, Gil	P

2010

DeJesus, David	RF
Podsednik, Scott	LF
Butler, Billy	1B
Ankiel, Rick	CF
Guillén, José	DH
Bloomquist, Willie	3B
Betancourt, Yuniesky	SS
Kendall, Jason	C
Getz, Chris	2B
Greinke, Zack	P

2011

Aviles, Mike	3B
Crabtree, Melky	CF
Gordon, Alex	LF
Butler, Billy	DH
Ka'aihue, Kila	1B
Francoeur, Jeff	RF
Escobar, Alcides	SS
Treanor, Matt	C
Getz, Chris	2B
Hochevar, Luke	P

2012

Gordon, Alex	LF
Cain, Lorenzo	CF
Hosmer, Eric	1B
Butler, Billy	DH
Francoeur, Jeff	RF
Betancourt, Yuniesky	2B
Moustakas, Mike	3B
Peña, Brayán	C
Escobar, Alcides	SS
Chen, Bruce	P

2013

Gordon, Alex	LF
Escobar, Alcides	SS
Butler, Billy	DH
Moustakas, Mike	3B
Perez, Salvador	C
Hosmer, Eric	1B
Cain, Lorenzo	CF
Francoeur, Jeff	RF
Getz, Chris	2B
Shields, James	P

2014

Aoki, Nori	RF
Infante, Omar	2B
Hosmer, Eric	1B
Butler, Billy	DH
Gordon, Alex	LF
Perez, Salvador	C
Moustakas, Mike	3B
Cain, Lorenzo	CF
Escobar, Alcides	SS
Shields, James	P

2015

Escobar, Alcides	SS
Moustakas, Mike	3B
Cain, Lorenzo	CF
Hosmer, Eric	1B
Morales, Kendrys	DH
Gordon, Alex	LF
Rios, Alex	RF
Perez, Salvador	C
Infante, Omar	2B
Ventura, Yordano	P

2016

Escobar, Alcides	SS
Moustakas, Mike	3B
Cain, Lorenzo	CF
Hosmer, Eric	1B
Morales, Kendrys	DH
Gordon, Alex	LF
Perez, Salvador	C
Infante, Omar	2B
Fuentes, Reymond	RF
Vólquez, Edinson	P

2017

Gordon, Alex	LF
Moustakas, Mike	3B
Cain, Lorenzo	CF
Hosmer, Eric	1B
Perez, Salvador	C
Moss, Brandon	DH
Orlando, Paulo	RF
Escobar, Alcides	SS
Mondesi, Raúl	2B
Duffy, Danny	P

2018

Jay, Jon	LF
Merrifield, Whit	2B
Moustakas, Mike	3B
Duda, Lucas	1B
Cuthbert, Cheslor	DH
Soler, Jorge	RF
Gordon, Alex	CF
Escobar, Alcides	SS
Butera, Drew	C
Duffy, Danny	P

2019

Merrifield, Whit	RF
Mondesi, Adalberto	SS
Gordon, Alex	LF
Soler, Jorge	DH
Schwindel, Frank	1B
Owings, Chris	2B
Dozier, Hunter	3B
Maldonado, Martín	C
Hamilton, Billy	CF
Keller, Brad	P

2020

Merrifield, Whit	RF
Mondesi, Adalberto	SS
Soler, Jorge	DH
Perez, Salvador	C
Gordon, Alex	LF
McBroom, Ryan	1B
Moustakas, Mike	3B
Lopez, Nicky	2B
Starling, Bubba	C
Duffy, Danny	P

MOST OPENING DAY STARTS

By Position

Pitcher	Kevin Appier (7)
Catcher	Salvador Perez (6)
First Base	Eric Hosmer/John Mayberry/Mike Sweeney (6)
Second Base	Frank White (15)
Third Base	George Brett (12)
Shortstop	Alcides Escobar/Fred Patek (8)
Left Field	Alex Gordon (3)
Center Field	Amos Otis (11)
Right Field	Al Cowens/Danny Tartabull/Jermaine Dye (4)
Designated Hitter	Hal McRae (10)

MOST OPENING DAY STARTS

Overall

George Brett (3B, 1B, DH)	18
Frank White (2B)	15
Alex Gordon (LF, 3B, CF)	13
Hal McRae (DH, LF, RF)	13
Amos Otis (CF, LF)	12
Willie Wilson (CF, LF)	10
Mike Sweeney (1B, DH, C)	9
Alcides Escobar (SS)	8
Fred Patek (SS)	8
Kevin Appier (P)	7
Billy Butler (DH, 1B)	7
Mike Moustakas (3B)	7

AWARD WINNERS



George Brett is the only Royal to win the AL Most Valuable Player Award, doing so in 1980.

AL MOST VALUABLE PLAYER

1980 George Brett (BBWAA, *The Sporting News*, AP)

CY YOUNG AWARD

1985 Bret Saberhagen (23 of 28 first-place votes)
1989 Bret Saberhagen (27 of 28 first-place votes)
1994 David Cone (15 of 28 first-place votes)
2009 Zack Greinke (25 of 28 first-place votes)

ROOKIE OF THE YEAR

1969 Lou Piniella (BBWAA)
1989 Tom Gordon (*Baseball Digest*, *USA TODAY*)
1994 Bob Hamelin (BBWAA, *The Sporting News*, *Baseball Digest*)
1999 Carlos Beltrán (BBWAA, *The Sporting News*, *Baseball America*, *Baseball Digest*)
2000 Mark Quinn (*The Sporting News*)
2003 Angel Berroa (BBWAA, *Players Choice Awards*)

MLB MANAGER OF THE YEAR

1976 Whitey Herzog (UPI)

AL MANAGER OF THE YEAR

1976 Whitey Herzog (UPI)
2003 Tony Peña (BBWAA, *Sports Illustrated*, *The Sporting News*, *USA Today Sports Weekly*)

EXECUTIVE OF THE YEAR

1971 Cedric Tallis (*The Sporting News*)
1976 Joe Burke (*The Sporting News*)
1985 John Schuerholz (*The Sporting News*)
2014 Dayton Moore (MLB.com)
2015 Dayton Moore (MLB.com)

ORGANIZATION OF THE YEAR

1994 Royals (*Baseball America*, *USA Today*, *Topps*)
1995 Royals (*Topps*)
2014 Royals (*Baseball America*, *MLB.com*)

ALL-STAR GAME MVP

1989 Bo Jackson, OF
2016 Eric Hosmer, 1B

MLB PLAYER OF THE YEAR

1979 George Brett (*Baseball Digest*, *Baseball Bulletin*)
1980 George Brett (*The Sporting News*, AP, *Sport*, *Baseball Magazine*, *Baseball Digest*)

AL PLAYER OF THE YEAR

1976 George Brett (*Baseball Bulletin*)
1980 George Brett (*The Sporting News*, AP)

AL PITCHER OF THE YEAR

1989 Bret Saberhagen (*The Sporting News*)
2009 Zack Greinke (*The Sporting News*, *MLBPA*)

ALCS MVP

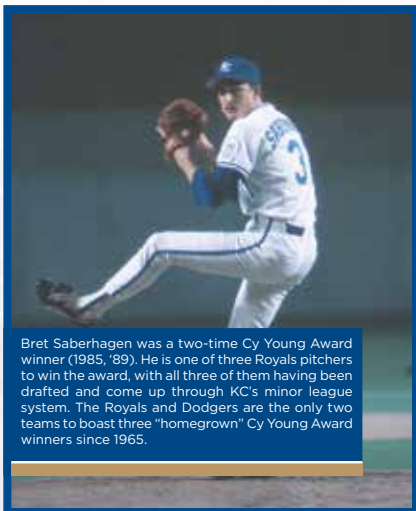
1980 Frank White
1985 George Brett
2014 Lorenzo Cain
2015 Alcides Escobar

WORLD SERIES MVP

1985 Bret Saberhagen
2015 Salvador Perez

ALL-ROOKIE TEAM

1969 Bill Butler, LHP (*Topps*)
Lou Piniella, OF (*Topps*)
1974 George Brett, 3B (*Baseball Digest*)
1976 Tom Poquette, OF (*Topps*, *Baseball Digest*)
1978 Rich Gale, P (*Topps*, *Baseball Digest*)
Clint Hurdle, OF (*Baseball Digest*)
1987 Kevin Seitzer, 3B (*Topps*, *Baseball Digest*)
1988 Jeff Montgomery, P (*Baseball Digest*)
1989 Tom Gordon, P (*Topps*, *Baseball Digest*)
1990 Kevin Appier, P (*Topps*, *Baseball Digest*)
1991 David Howard, SS (*Baseball Digest*)
1992 Rusty Meacham, P (*Baseball Digest*)
1994 Bob Hamelin, DH (*Baseball Digest*)/1B (*Topps*)
1996 José Rosado, P (*Baseball Digest*)
Joe Randa, 3B (*Topps*)
1999 Carlos Beltrán, OF (*Baseball Digest*, *Topps*)
2000 Mark Quinn, OF (*Topps*)
2003 Angel Berroa, SS (*Topps*)
2007 Brian Bannister, P (*Topps*)
2008 Mike Aviles, SS (*Topps*)



Bret Saberhagen was a two-time Cy Young Award winner (1985, '89). He is one of three Royals pitchers to win the award, with all three of them having been drafted and come up through KC's minor league system. The Royals and Dodgers are the only two teams to boast three "homegrown" Cy Young Award winners since 1965.

AWARD WINNERS (CONT.)

LOUISVILLE SILVER SLUGGER AWARD

1980	George Brett (3B) Willie Wilson (OF)
1982	Willie Wilson (OF) Hal McRae (DH)
1985	George Brett (3B)
1986	Frank White (2B)
1988	George Brett (1B)
1995	Gary Gaetti (3B)
1998	Dean Palmer (3B)
2012	Billy Butler (DH)
2015	Kendrys Morales (DH)
2016	Salvador Perez (C)
2017	Eric Hosmer (1B)
2018	Salvador Perez (C)
2020	Salvador Perez (C)

AL FIREMAN OF THE YEAR

1980	Dan Quisenberry (Roloids, <i>The Sporting News</i>)
1982	Dan Quisenberry (Roloids, <i>The Sporting News</i>)
1983	Dan Quisenberry (Roloids, <i>The Sporting News</i>)
1984	Dan Quisenberry (Roloids, <i>The Sporting News</i>)
1985	Dan Quisenberry (Roloids, <i>The Sporting News</i>)
1993	Jeff Montgomery (Roloids)

MARIANO RIVERA AWARD

Best relief pitcher in the American League

2014	Greg Holland
------	--------------

CLOSER OF THE YEAR

2014	Greg Holland (MLB.com/GIBBY)
------	------------------------------

SETUP MAN OF THE YEAR

2014	Wade Davis (MLB.com/GIBBY)
------	----------------------------

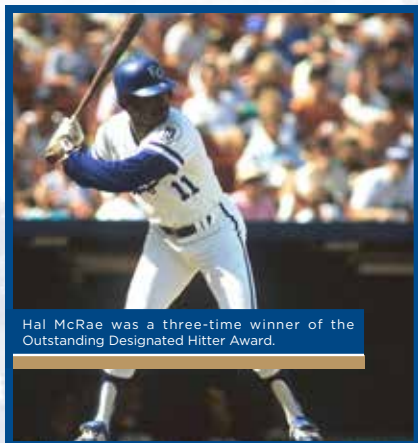
AL COMEBACK PLAYER OF THE YEAR

1987	Bret Saberhagen, P (<i>The Sporting News</i> , UPI)
2017	Mike Moustakas (<i>The Sporting News</i> , MLB Players Choice)
2020	Salvador Perez (MLB)

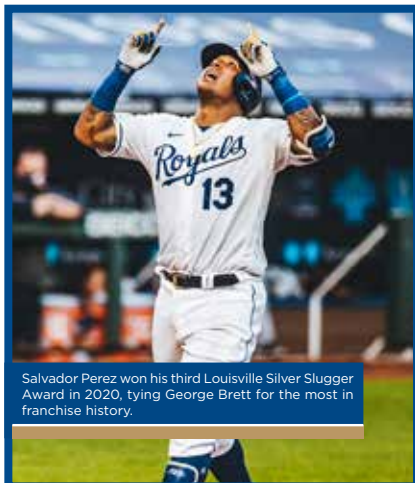
EDGAR MARTÍNEZ AWARD

Previously named: Outstanding DH Award (1973-2003)

1976	Hal McRae
1980	Hal McRae
1982	Hal McRae
2012	Billy Butler
2015	Kendrys Morales



Hal McRae was a three-time winner of the Outstanding Designated Hitter Award.



Salvador Perez won his third Louisville Silver Slugger Award in 2020, tying George Brett for the most in franchise history.

ROLAND HEMOND AWARD

2007	Art Stewart (<i>Baseball America</i>)
2008	Bill Fischer (<i>Baseball America</i>)

DEFENSIVE PLAYER OF THE YEAR

2013	Lorenzo Cain, CF (Wilson)
2014	Lorenzo Cain, CF (Wilson) Alex Gordon, LF (Wilson)
2017	Alex Gordon, LF (Wilson)
2018	Alex Gordon, LF (Wilson)

ALL-MAJOR LEAGUE TEAM

1973	John Mayberry, 1B (UPI)
1975	George Brett, 3B (UPI) John Mayberry, 1B (UPI)
1976	George Brett, 3B (AP)
1978	Frank White, 2B (<i>The Sporting News</i>)
1980	George Brett, 3B (<i>The Sporting News</i>)
1982	Hal McRae, DH (AP)
1989	Bret Saberhagen, P (AP)
1993	Kevin Appier, P (<i>Baseball America</i>)

ALL-AMERICAN LEAGUE TEAM

1971	Cookie Rojas, 2B (<i>The Sporting News</i>)
1972	Richie Scheinblum, OF (<i>The Sporting News</i>)
1973	John Mayberry, 1B (<i>The Sporting News</i>) Amos Otis, OF (<i>The Sporting News</i>)
1975	John Mayberry, 1B (<i>The Sporting News</i>)
1976	George Brett, 3B (<i>The Sporting News</i> , UPI) Dennis Leonard, P (UPI) Mark Littell, P (UPI)
1977	Hal McRae, DH (<i>The Sporting News</i>) George Brett, 3B (AP)
1979	George Brett, 3B (<i>The Sporting News</i> , AP, UPI) Darrell Porter, C (<i>The Sporting News</i>)
1980	George Brett, 3B (<i>The Sporting News</i> , UPI, <i>BB Magazine</i>) Hal McRae, DH (<i>The Sporting News</i>) Willie Wilson, OF (UPI)
1982	Hal McRae, DH (<i>The Sporting News</i> , UPI) Dan Quisenberry, P (UPI)
1983	Dan Quisenberry, P (UPI)
1988	George Brett, 1B (<i>The Sporting News</i>)
1989	Bret Saberhagen, P (<i>The Sporting News</i> , <i>USA Today</i> , UPI) Bo Jackson, OF (<i>USA Today</i>)
1994	David Cone, P (<i>The Sporting News</i>)

AWARD WINNERS (CONT.)

AL ROOKIE PITCHER OF THE YEAR

1973	Steve Busby (<i>The Sporting News</i>)
1978	Rich Gale (<i>The Sporting News</i>)
1989	Tom Gordon (<i>The Sporting News</i>)
1990	Kevin Appier (<i>The Sporting News</i>)

MINOR LEAGUE PLAYER OF THE YEAR

1988	Tom Gordon (<i>Baseball America</i>)
1995	Johnny Damon (Topps, NAPBL)
2003	Zack Greinke (<i>The Sporting News</i>)
2006	Alex Gordon (<i>Baseball America</i> , Topps, <i>The Sporting News</i>)
2012	Wil Myers (<i>Baseball America</i> , Topps, <i>USA Today</i>)

JOE CRONIN AWARD

1980	George Brett
1983	Dan Quisenberry
1992	George Brett

FRED HUTCHINSON AWARD

1980	George Brett
1986	Dennis Leonard
2007	Mike Sweeney
2009	Mark Teahen
2011	Billy Butler
2014	Alex Gordon

MONTHLY/WEEKLY AWARDS

AMERICAN LEAGUE PLAYER OF THE MONTH

16 winners all-time

July, 1975	John Mayberry
July, 1980	George Brett*
September, 1981	Willie Wilson*
May, 1982	Hal McRae
June, 1982	George Brett
April, 1983	George Brett
May, 1985	George Brett
July, 1985	George Brett
July, 1990	George Brett
June, 1997	Jeff King
July, 1999	Joe Randa
April, 2000	Jermaine Dye
July, 2000	Johnny Damon
July, 2001	Mike Sweeney
April, 2004	Carlos Beltrán
September, 2009	Billy Butler

* - co-winner

AMERICAN LEAGUE ROOKIE OF THE MONTH

6 winners all-time

July, 2003	Angel Berroa
June, 2007	Brian Bannister
July, 2007	Billy Butler
August, 2007	Brian Bannister
July, 2011	Eric Hosmer
September, 2011	Eric Hosmer

MAN OF THE YEAR

1980	George Brett (<i>The Sporting News</i>)
2005	Mike Sweeney (Marvin Miller - MLB Players)

TONY CONIGLIARO AWARD

1991	Jim Eisenreich
------	----------------

BULLET ROGAN AWARD

2009	Zack Greinke (Negro Leagues Baseball Museum)
------	--

C.I. TAYLOR AWARD

2003	Tony Peña (Negro Leagues Baseball Museum)
------	---

LARRY DOBY AWARD

2003	Angel Berroa (Negro Leagues Baseball Museum)
2011	Eric Hosmer (Negro Leagues Baseball Museum)

RUBE FOSTER AWARD

2003	Allard Baird (Negro Leagues Baseball Museum)
------	--

AMERICAN LEAGUE PLAYER OF THE WEEK

79 winners all-time

May 5, 1974	Fran Healy
June 18, 1974	John Mayberry
June 25, 1974	Steve Busby
Aug. 13, 1974	Amos Otis
Sept. 4, 1974	Hal McRae
July 6, 1975	John Mayberry
Aug. 31, 1975	Dennis Leonard
May 10, 1976	George Brett
June 7, 1976	Hal McRae
May 9, 1977	Jim Colborn
Sept. 19, 1977	Al Cowens
July 23, 1978	Clint Hurdle
Sept. 17, 1978	Amos Otis
May 28, 1979	George Brett
Aug. 12, 1979	Hal McRae
Aug. 26, 1979	Willie Wilson
June 8, 1980	George Brett
July 20, 1980	George Brett
Aug. 17, 1980	George Brett
May 2, 1982	Hal McRae
April 24, 1983	George Brett
Sept. 18, 1983	Dan Quisenberry
July 30, 1984	Frank White
Sept. 17, 1984	Buddy Black
July 1-7, 1985	George Brett
July 8-14, 1985	Bret Saberhagen
Aug. 11-17, 1986	George Brett
July 27-Aug. 2, 1987	Kevin Seitzer
May 16-22, 1988	Kurt Stillwell
July 18-24, 1988	George Brett
April 17-23, 1989	Bo Jackson
Sept 11-17, 1989	Bret Saberhagen
July 16-22, 1990	George Brett
June 9-16, 1991	Danny Tartabull
July 1-7, 1991	Danny Tartabull
Aug. 26-Sept. 1, 1991	Bret Saberhagen
May 10-17, 1992	Mark Gubicza
June 1-7, 1992	Jeff Montgomery
July 27-Aug. 2, 1992	Gregg Jefferies
Sept. 28-Oct. 4, 1992	George Brett

May 24-30, 1993	Wally Joyner
Sept. 13-19, 1993	Kevin Appier
Sept. 20-26, 1993	George Brett
April 11-17, 1994	Bob Hamelin
May 16-22, 1994	David Cone
July 11-17, 1994	Wally Joyner
May 29-June 4, 1995	Gary Gaetti
Sept. 22-28, 1997	Jeff King
April 12-19, 1998	Hal Morris
May 17-23, 1999	Jermaine Dye
June 7-13, 1999	Joe Randa
June 28-July 4, 1999	Mike Sweeney
April 24-30, 2000	Jermaine Dye
June 25-July 1, 2001	Mike Sweeney
Aug. 20-26, 2001	Carlos Beltrán*
May 20-26, 2002	Mike Sweeney
June 24-30, 2002	Mike Sweeney
July 15-21, 2002	Carlos Beltrán*
July 15-21, 2002	Raúl Ibañez*
April 12-18, 2004	Carlos Beltrán
July 14-17, 2005	David DeJesus*
July 24-30, 2006	Mark Teahen
April 7-13, 2008	Brian Bannister*
May 12-18, 2008	José Guillén
July 28-Aug. 3, 2008	Mike Avilés*
April 13-19, 2009	Zack Greinke*
Aug. 3-9, 2009	Billy Butler
Aug. 24-30, 2009	Zack Greinke
Sept. 7-13, 2009	Billy Butler
Sept. 6-12, 2010	Brayan Peña
July 25-31, 2011	Billy Butler*
July 23-29, 2012	Billy Butler*
Aug. 4-10, 2014	Billy Butler
July 20-26, 2015	Lorenzo Cain*
June 26-July 2, 2016	Kendrys Morales
Sept. 4-10, 2016	Kendrys Morales
Sept. 4-10, 2017	Eric Hosmer
Aug. 5-11, 2019	Jorge Soler
Sept. 21-27, 2020	Adalberto Mondesi

* - co-winner

RAWLINGS GOLD GLOVES

Since 2011, the Royals have collected a Major League-best 18 Rawlings Gold Glove Awards. Kansas City has featured at least one Gold Glove winner in each of the last 10 seasons for the second-longest active streak in the big leagues. Overall, 13 different Royals have won 36 awards, while Alex Gordon has won the franchise's only two Platinum Gloves, in 2014 and 2020.



Alex Gordon tied the team record, winning his eighth Rawlings Gold Glove in 2020.



Frank White was an eight-time Rawlings Gold Glove winner, including six years in a row (1977-82).

WINNERS BY YEAR

1971	Amos Otis (OF)
1973	Amos Otis (OF)
1974	Amos Otis (OF)
1977	Al Cowens (OF)
	Frank White (2B)
1978	Frank White (2B)
1979	Frank White (2B)
1980	Frank White (2B)
	Willie Wilson (OF)
1981	Frank White (2B)
1982	Frank White (2B)
1985	George Brett (3B)
1986	Frank White (2B)
1987	Frank White (2B)
1989	Bob Boone (C)
	Bret Saberhagen (P)
2000	Jermaine Dye (OF)
2006	Mark Grudzielanek (2B)
2011	Alex Gordon (LF)
2012	Alex Gordon (LF)
2013	Alex Gordon (LF)
	Eric Hosmer (1B)
	Salvador Perez (C)
2014	Alex Gordon (LF)
	Eric Hosmer (1B)
	Salvador Perez (C)
2015	Alcides Escobar (SS)
	Eric Hosmer (1B)
	Salvador Perez (C)
2016	Salvador Perez (C)
2017	Alex Gordon (LF)
	Eric Hosmer (1B)
2018	Alex Gordon (LF)
	Salvador Perez (C)
2019	Alex Gordon (LF)
2020	Alex Gordon (LF)

WINNERS BY POSITION

Pitcher	Bret Saberhagen (1989)
Catcher	Bob Boone (1989)
	Salvador Perez (2013)
	Salvador Perez (2014)
	Salvador Perez (2015)
	Salvador Perez (2016)
	Salvador Perez (2018)
First Base	Eric Hosmer (2013)
	Eric Hosmer (2014)
	Eric Hosmer (2015)
	Eric Hosmer (2017)
Second Base	Frank White (1977)
	Frank White (1978)
	Frank White (1979)
	Frank White (1980)
	Frank White (1981)
	Frank White (1982)
	Frank White (1986)
	Frank White (1987)
	Mark Grudzielanek (2006)
Third Base	George Brett (1985)
Shortstop	Alcides Escobar (2015)
Outfielders	Amos Otis (1971)
	Amos Otis (1973)
	Amos Otis (1974)
	Al Cowens (1977)
	Willie Wilson (1980)
	Jermaine Dye (2000)
	Alex Gordon, LF (2011)
	Alex Gordon, LF (2012)
	Alex Gordon, LF (2013)
	Alex Gordon, LF (2014)
	Alex Gordon, LF (2017)
	Alex Gordon, LF (2018)
	Alex Gordon, LF (2019)
	Alex Gordon, LF (2020)

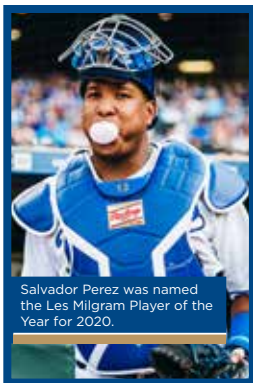
WINNERS BY NUMBER

8	Alex Gordon (2011-14, 2017-20)
	Frank White (1977-82, 86-87)
5	Salvador Perez (2013-16, 2018)
4	Eric Hosmer (2013-15, 2017)
3	Amos Otis (1971, 1973-74)
1	Bob Boone (1989)
	George Brett (1985)
	Al Cowens (1977)
	Jermaine Dye (2000)
	Alcides Escobar (2015)
	Mark Grudzielanek (2006)
	Bret Saberhagen (1989)
	Willie Wilson (1980)

PLATINUM GLOVE WINNERS

2014	Alex Gordon (LF)
2020	Alex Gordon (LF)

TEAM AWARDS



Salvador Perez was named the Les Milgram Player of the Year for 2020.



Brad Keller earned his second Bruce Rice Pitcher of the Year Award in 2020.



Alex Gordon received the Joe Burke Special Achievement Award in 2020.

LES MILGRAM PLAYER OF THE YEAR

1971	Amos Otis, Fred Patek
1972	John Mayberry
1973	Amos Otis
1974	Hal McRae
1975	George Brett
1976	George Brett
1977	Al Cowens
1978	Amos Otis
1979	George Brett
1980	George Brett
1981	Willie Wilson
1982	Hal McRae
1983	Frank White
1984	Willie Wilson
1985	George Brett
1986	Frank White
1987	Danny Tartabull
1988	George Brett
1989	Jim Eisenreich
1990	George Brett
1991	Danny Tartabull
1992	George Brett
1993	Greg Gagne
1994	Bob Hamelin
1995	Gary Gaetti
1996	Tom Goodwin
1997	Jay Bell
1998	Dean Palmer
1999	Jermaine Dye
2000	Mike Sweeney
2001	Carlos Beltrán
2002	Mike Sweeney
2003	Carlos Beltrán
2004	David DeJesus
2005	Mike Sweeney
2006	Mark Teahen
2007	Mark Grudzielanek
2008	Mike Aviles
2009	Billy Butler
2010	Billy Butler
2011	Alex Gordon
2012	Billy Butler
2013	Eric Hosmer
2014	Lorenzo Cain
2015	Lorenzo Cain
2016	Eric Hosmer
2017	Eric Hosmer
2018	Whit Merrifield
2019	Jorge Soler
2020	Salvador Perez

BRUCE RICE PITCHER OF THE YEAR

1971	Dick Drago
1972	Roger Nelson
1973	Paul Splittorff
1974	Steve Busby
1975	Dennis Leonard
1976	Mark Littell
1977	Dennis Leonard
1978	Larry Gura
1979	Dennis Leonard
1980	Dan Quisenberry
1981	Larry Gura
1982	Dan Quisenberry
1983	Dan Quisenberry
1984	Dan Quisenberry
1985	Bret Saberhagen
1986	Mark Gubicza
1987	Bret Saberhagen
1988	Mark Gubicza
1989	Bret Saberhagen
1990	Steve Farr
1991	Bret Saberhagen
1992	Kevin Appier
1993	Kevin Appier
1994	David Cone
1995	Kevin Appier
1996	Tim Belcher
1997	Tim Belcher
1998	Jeff Montgomery
1999	José Rosado
2000	Jeff Suppan
2001	Jeff Suppan
2002	Paul Byrd
2003	Darrell May
2004	Zack Greinke
2005	Mike MacDougal
2006	Mark Redman
2007	Gil Meche
2008	Joakim Soria
2009	Zack Greinke
2010	Joakim Soria
2011	Bruce Chen
2012	Greg Holland
2013	Greg Holland
2014	Wade Davis
2015	Wade Davis
2016	Danny Duffy
2017	Jason Vargas
2018	Brad Keller
2019	Ian Kennedy
2020	Brad Keller

JOE BURKE SPECIAL ACHIEVEMENT

1971	Bob Lemon
	Brooks Robinson
	Cookie Rojas
1972	George Toma
1973	Steve Busby
1974	Hank Bauer
1978	John Kauffman
1980	Willie Wilson
1981	Frank White
	Bill Gorman
1982	John Wathan
	Frank White
	Willie Wilson
1983	Lee MacPhail
1984	Greg Pryor
1985	Charlie Leibbrandt
1987	Kevin Seitzer
1988	Frank White
1989	Jeff Montgomery
1990	Kevin Appier
1991	Bill Pecota
	Steve Palermo
1992	Rusty Meacham
1993	Mike Macfarlane
1995	Keith Lockhart
1996	Jose Offerman
1997	Jeff Montgomery
1998	Scott Service
1999	Mike Sweeney
2000	Jermaine Dye
2002	Raúl Ibañez
2003	Angel Berroa
2006	Mark Grudzielanek
2007	Brian Bannister
2008	Zack Greinke
2009	Alberto Callaspo
2010	Bruce Chen
2011	Eric Hosmer
2012	Alcides Escobar
2013	James Shields
2014	Yordano Ventura
2015	Alcides Escobar
	Mike Moustakas
	Ben Zobist
2016	Jarrod Dyson
2017	Mike Moustakas
2018	Adalberto Mondesi
2019	Whit Merrifield
2020	Alex Gordon

Note: All team awards voted on by the Kansas City Chapter of the Baseball Writers' Association of America.

TEAM AWARDS (CONT.)

ROYALS PLAYER OF THE MONTH AWARDS

Year	April	May	June	July	August	September
1995	No Award	Gary Gaetti	Tom Goodwin	Wally Joyner	Gary Gaetti	Keith Lockhart
1996	Bip Roberts	Keith Lockhart	Mike MacFarlane	Tom Goodwin	Michael Tucker	Jose Offerman
1997	Bip Roberts	Jay Bell	Jeff King	Jay Bell	Chili Davis	Jeff King
1998	Dean Palmer	Johnny Damon	Jeff King	Jose Offerman	Jose Offerman	Johnny Damon
1999	Jermaine Dye	Johnny Damon	Joe Randa	Joe Randa	Mike Sweeney	Mark Quinn
2000	Jermaine Dye	Mike Sweeney	Mike Sweeney	Johnny Damon	Johnny Damon	Johnny Damon
2001	Mark Quinn	Rey Sánchez	Mike Sweeney	Raúl Ibañez	Carlos Beltrán	Carlos Beltrán
2002	Mike Sweeney	Mike Sweeney	Mike Sweeney	Raúl Ibañez	Raúl Ibañez	Mike Sweeney
2003	Joe Randa	Mike Sweeney	Angel Berroa	Angel Berroa	Joe Randa	Carlos Beltrán
2004	Carlos Beltrán	Ken Harvey	Angel Berroa	Mike Sweeney	David DeJesus	Joe Randa
2005	Mike Sweeney	Mike Sweeney	Emil Brown	Mike Sweeney	Matt Stairs	Mark Teahen
2006	Shane Costa	Mark Grudzielanek	David DeJesus	Mark Teahen	Mark Teahen	Esteban Germán
2007	David DeJesus	Mark Teahen	Alex Gordon	Billy Butler	Joey Gathright	Alex Gordon
2008	Alex Gordon	José Guillén	Jose Guillén	Mike Aviles	Mike Aviles	Ryan Shealy
2009	Mark Teahen	Billy Butler	Miguel Olivo	Billy Butler	David DeJesus	Billy Butler
2010	José Guillén	Billy Butler	David DeJesus	Wilson Betemit	Yunies Betancourt	Mike Aviles
2011	Alex Gordon	Eric Hosmer	Alex Gordon	Melky Cabrera	Alex Gordon	Eric Hosmer
2012	Billy Butler	Jeff Francoeur	Alex Gordon	Billy Butler	Alex Gordon	Billy Butler
2013	Alex Gordon	Alex Gordon	Eric Hosmer	Eric Hosmer	Eric Hosmer	Salvador Perez
2014	Omar Infante	Alex Gordon	Alcides Escobar	Eric Hosmer	Alex Gordon	Nori Aoki
2015	Mike Moustakas	Eric Hosmer	Mike Moustakas	Lorenzo Cain	Ben Zobrist	Kendrys Morales
2016	Eric Hosmer	Paulo Orlando	Kendrys Morales	Cheslor Cuthbert	Alex Gordon	Kendrys Morales
2017	Mike Moustakas	Eric Hosmer	Lorenzo Cain	Eric Hosmer	Eric Hosmer	Alcides Escobar
2018	Mike Moustakas	Jon Jay	Whit Merrifield	Salvador Perez	Whit Merrifield	Adalberto Mondesi
2019	Hunter Dozier	Whit Merrifield	Whit Merrifield	Jorge Soler	Jorge Soler	Jorge Soler
2020					Whit Merrifield	Adalberto Mondesi

ROYALS PITCHER OF THE MONTH AWARDS

Year	April	May	June	July	August	September
1995	No Award	Kevin Appier	Kevin Appier	Mike Magnante	Jason Jacome	Tom Gordon
1996	Tim Lincecum	Chris Haney	Kevin Appier	José Rosado	José Rosado	Kevin Appier
1997	Kevin Appier	Kevin Appier	José Rosado	Jeff Montgomery	Jeff Montgomery	Jeff Montgomery
1998	Scott Service	Pat Rapp	Scott Service	Jeff Montgomery	Tim Belcher	Tim Belcher
1999	José Rosado	Kevin Appier	Jeff Suppan	Scott Service	Jeff Suppan	Jay Witasick
2000	José Santiago	Jerry Spradlin	Ricky Bottalico	Mac Suzuki	Dan Reichert	Blake Stein
2001	Dan Reichert	Chad Durbin	Chad Durbin	Kris Wilson	Paul Byrd	Cory Bailey
2002	Paul Byrd	Paul Byrd	Roberto Hernández	Paul Byrd	Jason Grimsley	Darrell May
2003	Runelvys Hernández	Darrell May	Mike MacDougal	José Lima	Darrell May	Brian Anderson
2004	Jimmy Goble	Dennys Reyes	Jaime Cerda	Darrell May	Zack Greinke	Zack Greinke
2005	Andrew Sisco	Mike Wood	Runelvys Hernández	Mike MacDougal	Andrew Sisco	Mike MacDougal
2006	Ambiorix Burgos	Jimmy Goble	Mark Redman	Luke Hudson	Luke Hudson	Joe Nelson
2007	Gil Meche	David Riske	Brian Bannister	Brian Bannister	Brian Bannister	Joakim Soria
2008	Zack Greinke	Joakim Soria	Joakim Soria	Ron Mahay	Gil Meche	Zack Greinke
2009	Zack Greinke	Zack Greinke	Luke Hochevar	Joakim Soria	Zack Greinke	Zack Greinke
2010	Joakim Soria	Luke Hochevar	Robinson Tejeda	Joakim Soria	Joakim Soria	Bruce Chen
2011	Aaron Crow	Jeff Francis	Joakim Soria	Louis Coleman	Bruce Chen	Luke Hochevar
2012	Aaron Crow	Felipe Paulino	Luke Hochevar	Greg Holland	Jeremy Guthrie	Jeremy Guthrie
2013	Ervin Santana	Greg Holland	Greg Holland	Greg Holland	James Shields	James Shields
2014	James Shields	Wade Davis	Danny Duffy	Wade Davis	Wade Davis	Jeremy Guthrie
2015	Wade Davis	Chris Young	Edinson Vólquez	Wade Davis	Yordano Ventura	Yordano Ventura
2016	Wade Davis	Ian Kennedy	Danny Duffy	Danny Duffy	Ian Kennedy	Peter Moylan
2017	Jason Vargas	Mike Minor	Jason Vargas	Danny Duffy	Jakob Junis	Mike Minor
2018	Jakob Junis	Kelvin Herrera	Brad Keller	Danny Duffy	Brad Keller	Brad Keller
2019	Ian Kennedy	Jake Diekman	Ian Kennedy	Brad Keller	Mike Montgomery	Danny Duffy
2020					Brad Keller	Brady Singer

MULTIPLE TIME HONOREES

Alex Gordon (13), Mike Sweeney (13), Eric Hosmer (11), Billy Butler (8), Zack Greinke (8), Joakim Soria (8), Kevin Appier (7), Johnny Damon (6), **Wade Davis (6), Danny Duffy (6), David DeJesus (5), Brad Keller (5), Whit Merrifield (5),** Joe Randa (5), Mark Teahen (5), Carlos Beltrán (4), Paul Byrd (4), Luke Hochevar (4), **Greg Holland (4), Ian Kennedy (4),** Darrell May (4), Jeff Montgomery (4), Mike Moustakas (4), José Rosado (4), Mike Aviles (3), Brian Bannister (3), Tim Belcher (3), Angel Berroa (3), José Guillén (3), Jeremy Guthrie (3), Raúl Ibañez (3), Jeff King (3), Mike MacDougal (3), Kendrys Morales (3), José Offerman (3), Scott Service (3), James Shields (3), **Jorge Soler (3),** Jay Bell (2), Lorenzo Cain (2), Bruce Chen (2), Aaron Crow (2), Chad Durbin (2), Jermaine Dye (2), Alcides Escobar (2), Gary Gaetti (2), Jimmy Goble (2), Luke Hudson (2), **Jakob Junis (2), Keith Lockhart (2), Gil Meche (2), Mike Minor (2), Adalberto Mondesi (2), Salvador Perez (2),** Mark Quinn (2), Dan Reichert (2), Bip Roberts (2), Andrew Sisco (2), Jeff Suppan (2), Jason Vargas (2), Yordano Ventura (2). **Current Royals in bold.**

TEAM AWARDS (CONT.)

GEORGE BRETT HITTER OF THE YEAR

Organization's top hitter

2008	Kila Ka'aihue
2009	David Lough
2010	Mike Moustakas
2011	Johnny Giavotella
2012	Wil Myers
2013	Lane Adams
2014	Whit Merrifield
2015	Ryan O'Hearn
2016	Hunter Dozier
2017	Frank Schwindel
2018	Nicky Lopez
2019	Khalil Lee
2020	No award presented

PAUL SPLITTORFF PITCHER OF THE YEAR

Organization's top pitcher

2008	Danny Cortes
2009	Mike Montgomery
2010	John Lamb
2011	Kelvin Herrera
2012	Jake Odorizzi
2013	Yordano Ventura
2014	Christian Binford
2015	Jonathan Dziedzic
2016	Jakob Junis
2017	Foster Griffin
2018	Richard Lovelady
2019	Kris Bubic
2020	No award presented

MIKE SWEENEY AWARD

Best represents the organization on and off the field

2008	Everett Teaford
2009	Clint Robinson
2010	Buddy Baumann
2011	Tim Melville
2012	Alex McClure
2013	Alfredo Escalera
2014	Malcom Culver
2015	Parker Morin
2016	Logan Moon
2017	Elier Hernández
2018	MJ Melendez
2019	Foster Griffin
2020	No award presented

WILLIE WILSON BASERUNNER OF THE YEAR

Organization's top baserunner

2008	Derrick Robinson
2009	Jarrod Dyson
2010	Derrick Robinson
2011	Anthony Seratelli
2012	Terrance Gore
2013	Terrance Gore
2014	Terrance Gore
2015	Terrance Gore
2016	Nick Heath
2017	Rudy Martin
2018	Nick Heath
2019	Nick Heath
2020	No award presented

FRANK WHITE DEFENSIVE PLAYER OF THE YEAR

Organization's top defensive player

2008	Jeff Bianchi
2009	Salvador Perez
2010	Eric Hosmer
2011	Lorenzo Cain
2012	Brett Eibner
2013	Bubba Starling
2014	Humberto Arteaga
2015	Bubba Starling
2016	Cam Gallagher
2017	Nicky Lopez
2018	Nick Pratto
2019	MJ Melendez
2020	No award presented

CARLOS FORTUNA AWARD

Awarded to the player who was dedicated to improving his English, genuine work ethic and conduct

2013	Yunior Marte
2014	Angel Franco
2015	Elier Hernández
2016	Yender Caramo
2017	Angelo Castellano
2018	Sebastian Rivero
2019	Freddy Fermin
2020	No award presented

EWING KAUFFMAN MR. BASEBALL AWARD

Awarded to a person who has contributed greatly to further professional baseball in Kansas City

1971	Ernie Mehl & Earl Smith
1972	Les Milgram
1973	Stuart Symington
1974	Bill Phillips
1975	Ewing Kauffman
1976	Muriel Kauffman
1977	Joe Burke
1978	The Royal Lancers
1979	Dr. Paul Meyer
1980	Kansas City Fans
1981	Denny Matthews
1982	Joe McGuff
1983	John McDermott
1985	John Schuerholz
1986	Dick Howser
1988	Avron Fogelman
1990	Ewing & Muriel Kauffman
1993	George Brett
1996	Frank White
1997	Buck O'Neil
1998	Art Stewart
1999	Harry Wiggins
2000	Herk Robinson
2008	Mike Sweeney
2009	Milgram family



Kevin Seitzer was named Royals Minor League Player of the Year in 1986.

ALEX GEORGE ROYALS MINOR LEAGUE PLAYER OF THE YEAR

1986	Kevin Seitzer
1987	Gary Thurman
1988	Tom Gordon
1989	Harvey Pulliam
1990	Jeff Conine
1991	Doug Harris
1992	Danny Miceli
1993	Les Norman
1994	Sal Fasano (Player) Jim Pittsley/ Mike Bovee (Pitcher)
1995	Johnny Damon (Player)
1996	Mike Sweeney (Player) José Rosado (Pitcher)
1997	Dermal Brown/ Jeremy Giambi (Player) Dan Reichert (Pitcher)
1998	Carlos Beltrán (Player) Bart Evans (Pitcher)
1999	Mark Quinn (Player) Junior Guerrero (Pitcher)
2000	Chris George (Pitcher)
2001	Jimmy Gobble (Pitcher) Brandon Berger (Player)
2002	Ian Ferguson (Pitcher) David DeJesus (Player)
2003	Zack Greinke (Pitcher) Byron Gettis (Player)
2004	Danny Tamayo (Pitcher) Ruben Gotay (Player)
2005	Luis Cota (Pitcher) Justin Huber (Player)
2006	Carlos Rosa (Pitcher) Alex Gordon (Player)
2007	Rowdy Hardy (Pitcher) Mike Aviles (Player)

Note: No organization awards presented in 2020 due to the cancellation of the minor league season.

ROYALS IN THE POSTSEASON

1976 ALCS VS. NEW YORK YANKEES

The Royals and Yankees staged one of the most thrilling confrontations since the ALCS was initiated in 1969. Down two games to one, the Royals pressed the series to the decisive final game by capturing a 7-4 victory in Game 4. New York finally edged Kansas City on Chris Chambliss' climactic home run to lead off the bottom of the 9th inning of Game 5 in Yankee Stadium and put a sudden end to the hard-fought matchup.

Game 1 • at Kansas City • Saturday, Oct. 9

New York	2	0	0	0	0	0	2	-	4	12	0
Kansas City	0	0	0	0	0	1	0	-	1	5	2

HUNTER and Munson; GURA, Littell (9) and Martinez, Wathan (8). HR: none. T-2:09 A-41,077.

Game 2 • at Kansas City • Sunday, Oct. 10

New York	0	1	2	0	0	0	0	-	3	12	5
Kansas City	2	0	0	2	0	3	x	-	7	9	0

FIGUEROA, Tidrow (6) and Munson; Leonard, SPLITTORFF (3), Mingori (9) and Martinez. HR: none. T-2:45 A-41,091.

Game 3 • at New York • Tuesday, Oct. 12

Kansas City	3	0	0	0	0	0	0	-	3	6	0
New York	0	0	2	0	3	0	0	-	5	9	0

HASSLER, Pattin (6), Hall (6), Mingori (6), Littell (6) and Martinez, Stinson (8); ELLIS, Lyle (9) and Munson. HR: Chambliss. T-3:00 A-56,808.

Game 4 • at New York • Wednesday, Oct. 13

Kansas City	0	3	0	2	0	1	0	-	7	9	1
New York	0	2	0	0	0	1	0	-	4	11	0

Gura, BIRD (3), Mingori (7) and Martinez; HUNTER, Tidrow (4), Jackson (7) and Munson. HR: Nettles (2). T-2:50 A-56,355.

Game 5 • at New York • Thursday, Oct. 14

Kansas City	2	1	0	0	0	3	0	-	6	11	1
New York	2	0	2	0	2	0	1	-	7	11	1

Leonard, Splittorff (1), Pattin (4), Hassler (5), LITTELL (7) and Martinez; Figueroa, Jackson (8), TIDROW (9) and Munson. HR: Mayberry, Brett, Chambliss. T-3:13 A-56,821 (252,152).

1977 ALCS VS. NEW YORK YANKEES

In a rematch of the previous year's division winners, Kansas City and New York once again battled to the final inning of Game 5 before the American League champion was crowned. The Yankees, trailing two games to one, captured Game 4 in Royals Stadium to force another dramatic showdown in Game 5. Kansas City opened up a 3-1 advantage, but late-game heroics, including a three-run ninth inning, produced a 5-3 Yankee triumph.

Game 1 • at New York • Wednesday, Oct. 5

Kansas City	2	2	0	0	0	1	0	-	7	9	0
New York	0	2	0	0	0	0	0	-	2	9	0

SPLITTORFF, Bird (9) and Porter; GULLETT, Tidrow (3), Lyle (9) and Munson. HR: McRae, Mayberry, Cowens, Munson. T-2:40 A-54,930.

Game 2 • at New York • Thursday, Oct. 6

Kansas City	0	0	1	0	1	0	0	-	2	3	1
New York	0	0	0	2	3	0	1	-	6	10	1

HASSLER, Littell (6), Mingori (8) and Porter; GUIDRY and Munson. HR: Johnson. T-2:58 A-56,230.

Game 3 • at Kansas City • Friday, Oct. 7

New York	0	0	0	1	0	0	1	-	2	4	1
Kansas City	0	1	1	0	1	2	0	-	6	12	1

TORREZ, Lyle (6) and Munson; LEONARD and Porter. HR: none. T-2:40 A-41,285.



Kansas City hosted its first postseason game on Oct. 9, 1976 when the Royals met the New York Yankees.

Game 4 • at Kansas City • Saturday, Oct. 8

New York	1	2	1	0	0	0	1	-	6	13	0
Kansas City	0	0	2	0	0	0	0	-	4	8	2

Figueroa, Tidrow (4), LYLE (4) and Munson; GURA, Pattin (3), Mingori (9), Bird (9) and Porter. HR: none. T-3:08 A-41,135.

Game 5 • at Kansas City • Sunday, Oct. 9

New York	0	0	1	0	0	0	1	-	5	10	0
Kansas City	2	0	1	0	0	0	0	-	3	10	1

Guidry, Torrez (3), LYLE (8) and Munson; Splittorff, Bird (8), Mingori (8), LEONARD (9), Gura (9), Littell (9) and Porter. HR: none. T-3:04 A-41,133 (234,713).

1978 ALCS VS. NEW YORK YANKEES

Once again the Royals and Yankees met in a thrilling battle for the AL pennant with New York prevailing in 4 games. After splitting two games in Kansas City to open series action, the Yankees captured a pair of dramatic one-run verdicts at Yankee Stadium to secure their third-straight league crown. In one of the most memorable moments in ALCS history, George Brett blasted three consecutive home runs off Jim "Catfish" Hunter in Game 3 at New York.

Game 1 • at Kansas City • Tuesday, Oct. 3

New York	0	1	0	2	0	0	3	-	7	16	0
Kansas City	0	0	0	0	1	0	0	-	1	2	2

BEATTIE, Clay (6) and Munson; LEONARD, Mingori (5), Hrabosky (8), Bird (9) and Porter. HR: Jackson. T-2:57 A-41,143.

Game 2 • at Kansas City • Wednesday, Oct. 4

New York	0	0	0	0	0	2	2	-	4	12	1
Kansas City	1	4	0	0	0	3	2	-	10	16	1

FIGUEROA, Tidrow (2), Lyle (7) and Munson; GURA, Pattin (7), Hrabosky (8) and Porter. HR: Patek. T-2:42 A-41,158.

Game 3 • at New York • Friday, Oct. 6

Kansas City	1	0	1	0	1	0	2	-	5	10	1
New York	0	1	0	2	0	1	0	-	6	10	0

Splittorff, BIRD (8), Hrabosky (8) and Porter; Hunter, GOSSAGE (7) and Munson. HR: Brett (3), Jackson, Munson. T-2:13 A-55,455.

Game 4 • at New York • Saturday, Oct. 7

Kansas City	1	0	0	0	0	0	0	-	1	7	0
New York	0	1	0	0	1	0	0	-	2	4	0

LEONARD and Porter; GUIDRY, Gossage (9) and Munson. HR: Nettles, R.White. T-2:20 A-56,356 (192,112).

ROYALS IN THE POSTSEASON (CONT.)

1980 ALCS VS. NEW YORK YANKEES

For the fourth time in five seasons, Kansas City and New York squared off to determine the American League Champion. The Royals, after taking the initial two games of the series in Kansas City, stunned a Yankee Stadium crowd by edging New York, 4-2, in Game 3 to complete a convincing sweep of the 1980 rematch. Kansas City's first pennant was secured when George Brett blasted a three-run homer into the upper deck off Goose Gossage in the seventh inning of the final contest.

Game 1 • at Kansas City • Wednesday, Oct. 8

New York	0	2	0	0	0	0	0	0	-	2	10	1
Kansas City	0	2	2	0	0	1	2	x	-	7	10	0

GUIDRY, Davis (4), Underwood (8) and Cerone; GURA and Porter. HR: Cerone, Piniella, Brett. T-3:00 A-42,598.

Game 2 • at Kansas City • Thursday, Oct. 9

New York	0	0	0	2	0	0	0	0	-	2	8	0
Kansas City	0	0	3	0	0	0	0	x	-	3	6	0

MAY and Cerone; LEONARD, Quisenberry (9) and Porter. HR: Nettles. T-2:51 A-42,633.

Game 3 • at New York • Friday, Oct. 10

Kansas City	0	0	0	1	0	3	0	0	-	4	12	1
New York	0	0	0	2	0	0	0	0	-	2	8	0

Splitteroff, QUISENBERRY (6) and Porter; John, GOSSAGE (7), Underwood (8) and Cerone. HR: F. White, Brett. T-2:59 A-56,588 (141,819).

1981 ALDS VS. OAKLAND

Kansas City and Oakland met in the first Division Playoff Series as a result of the 1981 split season. The Athletics were in command of the entire Division Playoff Series, sweeping the Royals three games to none.

Game 1 • at Kansas City • Tuesday, Oct. 6

Oakland	0	0	0	3	0	0	1	0	-	4	8	2
Kansas City	0	0	0	0	0	0	0	0	-	0	4	1

NORRIS and Heath; LEONARD, Martin (9) and Wathan. HR: Gross, Murphy. T-2:35; A-40,592.

Game 2 • at Kansas City • Wednesday, Oct. 7

Oakland	1	0	0	0	0	1	0	-	2	10	1
Kansas City	0	0	0	1	0	0	0	-	1	6	0

MCCATTY and Newman; JONES, Quisenberry (9) and Wathan. HR: none. T-2:50 A-40,274.

Game 3 • at Oakland • Friday, Oct. 9

Kansas City	0	0	1	0	0	0	0	-	1	10	3
Oakland	1	0	1	2	0	0	0	-	4	7	0

GURA, Martin (4) and Wathan; LANGFORD, Underwood (8), Beard (8), and Heath. HR: McKay. T-2:59 A-40,002 (120,868).

1984 ALCS VS. DETROIT

Kansas City's Cinderella 1984 season culminated with its fifth LCS appearance in nine years, and its first against a team other than the Yankees. The Royals were defeated by the Detroit Tigers in three-straight. The Royals lack of offensive support overshadowed outstanding pitching performances by Bret Saberhagen and Charlie Leibrandt.

Game 1 • at Kansas City • Tuesday, Oct. 2

Detroit	2	0	1	1	1	1	-	8	14	0
Kansas City	0	0	0	0	1	0	-	1	5	1

MORRIS, Hernandez (8) and Parrish; BLACK, Huisman (6), M. Jones (8) and Slaught. HR: Herndon, Trammell, Parrish. T-2:42 A-41,973.

Game 2 • at Kansas City • Wednesday, Oct. 3

Detroit	2	0	1	0	0	0	0	0	2	-	5	8	1
Kansas City	0	0	0	1	0	0	1	1	0	0	-	3	10

Petry, Hernandez (8), LOPEZ (9) and Parrish; Saberhagen, QUISENBERRY (9) and Slaught. HR: Gibson. T-3:37 A-42,019.

Game 3 • at Detroit • Friday, Oct. 5

Kansas City	0	0	0	0	0	0	0	0	-	0	3	3
Detroit	0	1	0	0	0	0	0	x	-	1	3	0

WILCOX, Hernandez (9) and Parrish; LEIBRANDT and Slaught. HR: none. T-2:39 A-52,168.

1985 ALCS VS. TORONTO

In the first American League Championship Series featuring two expansion clubs and a best-of-7 format, Kansas City defeated Toronto four games to three. The Royals came back from a 3-1 deficit by posting wins in Game 5 in Kansas City and Games 6 and 7 at Exhibition Stadium in Toronto. Jim Sundberg's three-run triple highlighted a four-run sixth inning that sealed the victory in Game 7.

Game 1 • at Toronto • Tuesday, Oct. 8

Kansas City	0	0	0	0	0	0	1	-	1	5	1	
Toronto	0	2	3	1	0	0	0	x	-	6	11	0

LEIBRANDT, Farr (3), Gubicza (5), Jackson (8) and Sundberg; STIEB, Henke (9) and Whitt. HR: none. T-2:24 A-39,115.

Game 2 • at Toronto • Wednesday, Oct. 9

Kansas City	0	0	2	1	0	0	0	1	-	5	10	3
Toronto	0	0	1	0	2	0	1	0	2	-	6	10

Black, QUISENBERRY (8) and Sundberg; Key, Lamp (4), Lavelle (8), HENKE (8) and Whitt. HR: Wilson, Sheridan. T-3:39 A-34,029.

Game 3 • at Kansas City • Friday, Oct. 11

Toronto	0	0	0	5	0	0	0	0	-	5	13	1
Kansas City	1	0	1	1	2	0	1	x	-	6	10	1

Alexander, Lamp (6), CLANCY (8) and Whitt; Saberhagen, Black (5), FARR (5) and Sundberg. HR: Barfield, Mulliniks, Brett (2), Sundberg. T-2:51 A-40,224.

Game 4 • at Kansas City • Saturday, Oct. 12

Toronto	0	0	0	0	0	0	3	-	3	7	0
Kansas City	0	0	0	1	0	0	0	-	1	2	0

Stieb, HENKE (7) and Whitt, Hearron (9); LEIBRANDT, Quisenberry (9) and Sundberg. HR: none. T-3:02 A-41,112.

Game 5 • at Kansas City • Sunday, Oct. 13

Toronto	0	0	0	0	0	0	0	-	0	8	0
Kansas City	1	1	0	0	0	0	0	-	2	8	0

KEY, Acker (6) and Whitt; JACKSON and Sundberg. HR: none. T-2:21 A-40,064.

Game 6 • at Toronto • Tuesday, Oct. 15

Kansas City	1	0	1	0	1	2	0	0	-	5	8	1
Toronto	1	0	1	0	0	1	0	0	-	3	8	2

GUBICZA, Black (6), Quisenberry (9) and Sundberg; ALEXANDER, Lamp (6) and Whitt, Hearron (8). HR: Brett. T-3:12 A-37,557.

Game 7 • at Toronto • Wednesday, Oct. 16

Kansas City	0	1	0	1	0	4	0	0	0	-	6	8	0
Toronto	0	0	0	1	0	0	1	1	-	2	8	1	

Saberhagen, LEIBRANDT (4), Quisenberry (9) and Sundberg; STIEB, Acker (6) and Whitt. HR: Sheridan. T-2:49 A-32,084 (264,185).

ROYALS IN THE POSTSEASON (CONT.)

2014 WILD CARD VS. OAKLAND

Kansas City earned its first postseason victory in 29 years in thrilling fashion, rallying from four runs down to knock off the Oakland A's in 12 innings. Salvador Perez provided the dramatic finish with a walk-off RBI single down the left field line in the bottom of the 12th, sending the capacity Kauffman Stadium crowd into a frenzy.

Wild Card • at Kansas City • Tuesday, Sept. 30

Oakland 2 0 0 0 0 5 0 0 0 0 0 1 - 8 13 0
 Kansas City 1 0 2 0 0 0 0 3 1 0 0 2 - 9 10 3
 Lester, Gregerson (8), Doolittle (9), OTERO (11), Abad (12), Hammel (12) and Soto, Norris (3); Shields, Ventura (6), Herrera (6), Davis (8), Holland (9), Finnegan (10), FRASOR (12) and Perez. HR: Moss 2. T-4:45 A-40,502.

2014 ALDS VS. LOS ANGELES ANGELS

The Royals continued their thrilling ride of the 2014 postseason, by sweeping the three-game American League Division Series from the Los Angeles Angels, which finished the year with the league's best record. KC claimed consecutive extra-inning wins at Anaheim Stadium in Games 1 and 2, while it used an early offensive outburst to take Game 3 at Kauffman Stadium.

Game 1 • at Anaheim • Thursday, Oct. 2

Kansas City 0 0 1 0 1 0 0 0 0 0 1 - 3 4 0
 Los Angeles 0 0 1 0 1 0 0 0 0 0 0 - 2 4 0
 Vargas, Herrera (7), Finnegan (7), Davis (7), Collins (9), Frasor (9), DUFFY (10), Holland (11) and Perez; Weaver, Smith (8), Street (9), Jepsen (10), SALAS (11) and Iannetta. HR: Moustakas, Freese, Iannetta. T-4:05, A-45,321.

Game 2 • at Anaheim • Friday, Oct. 3

Kansas City 0 1 0 0 0 0 0 0 0 3 - 4 8 1
 Los Angeles 0 0 0 0 0 1 0 0 0 0 - 1 6 1
 Ventura, Davis (8), Frasor (9), FINNEGAN (10), Holland (11) and Perez; Shoemaker, Grilli (7), Smith (8), Street (9), Jepsen (10), PESTANO (11) and Iannetta. HR: Hosmer. T-3:48, A-45,361.

Game 3 • at Kansas City • Sunday, Oct. 5

Los Angeles 1 0 0 1 0 0 0 1 0 - 3 8 0
 Kansas City 3 0 2 2 0 1 0 0 x - 8 9 0
 WILSON, Pestano (1), Santiago (2), Morin (3), Salas (4), Grilli (5), Jepsen (6), Rasmus (6) and Iannetta; SHIELDS, Herrera (7), Davis (8), Holland (9) and Perez. HR: Pujols, Trout, Hosmer, Moustakas. T-3:38 A-40,657 (131,339).



Christian Colón is mobbed by teammates after scoring the winning run in the 2014 Wild Card game vs. Oakland.



Lorenzo Cain was named MVP of the 2014 ALCS as the Royals swept Baltimore in four games.

2014 ALCS VS. BALTIMORE

Kansas City completed a clean sweep through the American League, dusting off the Baltimore Orioles in four games in the ALCS. The Royals advanced to their first World Series in 29 years, and became the first team in Major League history to win their first eight playoff games.

Game 1 • at Baltimore • Friday, Oct. 10

Kansas City 0 0 4 0 1 0 0 0 0 2 - 7 12 1
 Baltimore 0 0 1 0 3 1 0 0 0 1 - 6 14 1
 Shields, Finnegan (6), Herrera (7), Davis (8), Holland (10) and Perez; Tillman, Hunter (5), Gausman (6), Miller (7), Britton (9), O'Day (9), Matusz (10) and Hundley. HR: Escobar, Gordon, Moustakas. T-4:37 A-47,124.

Game 2 • at Baltimore • Saturday, Oct. 11

Kansas City 2 0 1 1 0 0 0 0 2 - 6 13 1
 Baltimore 0 1 2 0 1 0 0 0 - 4 9 1
 Ventura, Finnegan (6), Herrera (7), DAVIS (8), Holland (9) and Perez; Norris, Brach (5), Miller (7), O'DAY (8), Britton (9) and Joseph. HR: Moustakas, Jones. T-4:17 A-46,912.

Game 3 • at Kansas City • Tuesday, Oct. 14

Baltimore 0 1 0 0 0 0 0 0 - 1 3 0
 Kansas City 0 0 0 1 0 0 x - 2 7 0
 CHEN, Gausman (6) and Hundley; Guthrie, FRASOR (6), Herrera (7), Davis (8), Holland (9) and Perez. T-2:55 A-40,183.

Game 4 • at Kansas City • Wednesday, Oct. 15

Baltimore 0 0 1 0 0 0 0 0 - 1 4 1
 Kansas City 2 0 0 0 0 0 0 x - 2 5 0
 GONZALEZ, O'Day (6), Miller (7), Britton (8) and Joseph; VARGAS, Herrera (6), Davis (8), Holland (9) and Perez. HR: Flaherty. T-2:56 A-40,468 (174,687).

ROYALS IN THE POSTSEASON (CONT.)

2015 ALDS VS. HOUSTON

Kansas City's postseason run nearly ended in Houston as the Astros were six outs away from winning the ALDS in Game 4. However, the Royals rallied for five runs in the eighth inning to force a deciding Game 5. KC advanced to the League Championship Series behind 8.0 strong innings from Johnny Cueto as the righty retired the final 19 hitters he faced in Game 5. Designated hitter Kendrys Morales paced the offense, clubbing three home runs, which included a pair of solo shots in Game 1.

Game 1 • at Kansas City • Tuesday, Oct. 8

Houston	2	1	0	0	1	0	0	1	0	-	5	11	0
Kansas City	0	1	0	1	0	0	0	0	0	-	2	6	0

MCHUGH, Sipp (7), Harris (8), Perez (8), Gregerson (9) and Castro. VENTURA, Young (3), Herrera (7), Madson (8), Hochevar (9) and Perez. HR: Springer, Rasmus, Morales (2). T-3:14, A-40,146.

Game 2 • at Kansas City • Wednesday, Oct. 9

Houston	1	2	1	0	0	0	0	0	0	-	4	8	0
Kansas City	0	1	1	0	0	2	1	0	x	-	5	11	0

Kazmir, Perez (6), Fields (6), HARRIS (7), Sipp (7), Neshek (8) and Castro. CUETO, Cueto, HERREA (7), Madson (8), Davis (9) and Perez. HR: Rasmus, Perez T-3:27, A-40,008.

Game 3 • at Houston • Friday, Oct. 11

Kansas City	0	0	0	1	0	0	0	1	-	2	7	0
Houston	0	0	0	2	1	0	x	-	4	8	1	0

VOLQUEZ, Duffy (6), Hochevar (7) and Perez. KEUCHEL, Sipp (8), Gregerson (8) and Castro. T-3:20, A-42,674.

Game 4 • at Houston • Saturday, Oct. 12

Kansas City	0	2	0	0	0	0	5	2	-	9	8	0
Houston	0	1	1	0	1	0	3	0	-	6	9	1

Ventura, Herrera (6), MADSON, (7), Davis (8) and Perez. McCullers, Harris (7), SIPP (8), Gregerson (8), Fields (9) and Castro. HR: Perez, Hosmer, Gomez, Correa (2). T-4:05, A-42,387.

Game 5 • at Kansas City • Monday, Oct. 14

Houston	0	2	0	0	0	0	0	0	-	2	2	0
Kansas City	0	0	0	1	3	0	3	x	-	7	8	0

MCHUGH, Fiers (5), Sipp (6), Neshek (7), Keuchel (8) and Castro. CUETO, Davis (9) and Perez. HR: Valbuena, Morales. T-2:42. A-40,566 (205,771).



Johnny Cueto retired the final 19 hitters of the ALDS as Kansas City took down Houston in the deciding Game 5.



Alcides Escobar hit .478 with six runs scored to earn MVP honors of the 2015 ALCS.

2015 ALCS VS. TORONTO

The Royals advanced to the fourth World Series in franchise history by knocking off the Toronto Blue Jays in six games. Kansas City won the first two games of the series at home and then returned to Kauffman Stadium to clinch the series with a dramatic 4-3 win in Game 6. Shortstop Alcides Escobar earned ALCS MVP honors, batting .478 in the six contests with two doubles, a triple and six runs scored. He set a Major League record by leading off each of the first four games with a hit.

Game 1 • at Kansas City • Friday, Oct. 16

Toronto	0	0	0	0	0	0	0	0	-	0	3	1
Kansas City	0	0	2	1	0	0	2	0	-	5	8	1

ESTRADA, Loup (6), Lowe (7), Hawkins (8) and Navarro. VOLQUEZ, Herrera (7), Madson (8), Hochevar (9) and Perez. HR: Perez. T-3:15, Att: 39,753.

Game 2 • at Kansas City • Saturday, Oct. 17

Toronto	0	0	1	0	0	2	0	0	-	3	10	0
Kansas City	0	0	0	0	0	5	1	x	-	6	8	0

PRICE, Sanchez (7), Loup (8), Lowe (8) and Martin. Ventura, Hochevar (6), DUFFY (7), Herrera (8), Davis (9) and Perez. HR: None. T-3:19, A-40,357.

Game 3 • at Toronto • Monday, Oct. 19

Kansas City	1	0	1	0	2	0	0	4	-	8	15	0
Toronto	0	3	6	0	1	0	0	1	x	-	11	11

CUETO, Medlen (3), Morales (8) and Perez. STROMAN, Sanchez (7), Lowe (8), Hendriks (9), Osuna (9) and Martin. HR: Morales, Tulowitzki, Donaldson, Goins. T-3:13, A-49,751.

Game 4 • at Toronto • Tuesday, Oct. 20

Kansas City	4	1	0	0	0	4	3	2	-	14	15	0
Toronto	0	2	0	0	0	0	0	0	-	2	7	0

Young, HOICHEVAR (5), Madson, (7), Herrera (8), Morales (9) and Perez, Butera (8). DICKEY, Hendriks (2), Hawkins (7), Tepera (7), Lowe (8), Pennington (9) and Martin. HR: Zobrist, Rios. T-3:39, A-49,501.

Game 5 • at Toronto • Wednesday, Oct. 21

Kansas City	0	0	0	0	0	1	0	-	1	4	0
Toronto	0	1	0	0	4	1	1	x	-	7	8

VOLQUEZ, Herrera (6), Duffy (7) and Perez. ESTRADA, Sanchez (8), Osuna (9) and Navarro. HR: Perez (2), Colabello. T-2:56. A-49,325.

Game 6 • at Kansas City • Friday, Oct. 23

Toronto	0	0	0	1	0	0	2	0	-	3	7	0
Kansas City	1	1	0	0	0	0	1	x	-	4	9	0

Price, Sanchez (7), OSUNA (8) and Martin. Ventura, Herrera (6), Madson (8), DAVIS (9) and Perez. HR: Bautista (2), Zobrist (2). T-3:42. A-40,494 (269,181).

ROYALS IN THE WORLD SERIES

1980 WORLD SERIES VS. PHILADELPHIA (PHILLIES WIN, 4-2)

The first World Series in Kansas City history saw the Royals fall in six games to the Philadelphia Phillies. After dropping the first two games in Pennsylvania, the Royals won the first two games in Kansas City to even the series at 2-2. However, the National League club rallied for a pair of runs in the final frame of Game 5 at Royals Stadium to regain the lead. The showdown returned to Veterans Stadium for Game 6 and the Phillies secured the title in front of the home fans with a 4-1 verdict. In an exciting series spiced by several outstanding individual performances, Willie Aikens blasted four homers while hitting .400 and Amos Otis hit at a .478 clip with three homers in leading KC's offense.

Game 1 • at Philadelphia • Tuesday, Oct. 14

Philadelphia came back from a 4-0 deficit to win a 7-6 thriller...20-game winner Dennis Leonard was unable to survive the Phillies five-run third inning... Bob Walk, the first rookie to start a World Series game since 1952, earned the victory...Tug McGraw snuffed out a late rally to earn the save...the Royals struck early as Amos Otis homered in his first World Series at bat in the second inning...KC made it 4-0 via a Willie Aikens two-run homer in the third...the Phillies came to life with five runs on four hits and a walk in the third inning...the big blow was a two-out, three-run homer by Bake McBride.

Kansas City 0 2 2 0 0 0 0 2 0 - 6 9 1
Philadelphia 0 0 5 1 1 0 0 0 x - 7 11 0
LEONARD, Martin (4), Quisenberry (8) and Porter; WALK, McGraw (8) and Boone. HR: Aikens (2), Otis, McBride. T-3:01 A-65,791.

Game 2 • at Philadelphia • Wednesday, Oct. 15

The Phillies used late-inning heroics to win another come-from-behind battle...KC led 4-2 entering the eighth but Philly scored four times off ace reliever Dan Quisenberry...George Brett left the game in the sixth inning after going 2-for-2 with a walk...it was later revealed he was suffering from hemorrhoids...neither club scored until the fifth, when Philadelphia plated two on three hits and a walk...KC scored an unearned run in the sixth and three times in the seventh, keyed by an Amos Otis' bases-loaded double.

Kansas City 0 0 0 0 0 1 3 0 0 - 4 11 0
Philadelphia 0 0 0 0 2 0 0 4 x - 6 8 1
Gura, QUISENBERRY (7) and Wathan; CARLTON, Reed (9) and Boone. HR: none. T-3:01 A-65,775.

Game 3 • at Kansas City • Friday, Oct. 17

The Royals won their first World Series game by outlasting Philadelphia in 10 innings...George Brett put KC on the scoreboard with a first-inning solo home run...Willie Aikens continued his hot hitting with a triple and game-winning single in the 10th...Mike Schmidt homered for the Phillies and Pete Rose stroked a game-tying single in the eighth...each club's bullpen ace squared off, with Dan Quisenberry earning the victory and Tug McGraw taking the loss...the winning run scored after a walk to Willie Wilson, who stole second base and scored with two out on Aikens' opposite-field single.

Philadelphia 0 1 0 0 1 0 0 1 0 0 - 3 14 0
Kansas City 1 0 0 1 0 0 1 0 0 1 - 4 11 0
Ruthven, MCGRAW (10) and Boone; Gale, Martin (5), QUISENBERRY (8) and Porter. HR: Brett, Otis, Schmidt. T-3:19 A-42,380.

Game 4 • at Kansas City • Saturday, Oct. 18

The Royals evened the series at two by slugging their way to a 5-3 triumph...Willie Aikens homered in the first and second frames...a four-run first inning sent Phil's starter Larry Christenson packing...the Royals logged four consecutive extra-base hits in that inning...the big lead held up although Dennis Leonard needed late help from Dan Quisenberry as Philadelphia scored single runs in the seventh and eighth innings.

Philadelphia 0 1 0 0 0 0 1 1 0 - 3 10 1
Kansas City 4 1 0 0 0 0 0 0 x - 5 10 2
CHRISTENSON, Noles (1), Saucier (6), Brusstar (6) and Boone; LEONARD, Quisenberry (8) and Porter. HR: Aikens (2). T-2:37 A-42,363.

Game 5 • at Kansas City • Sunday, Oct. 19

The Royals' hope for a Royals Stadium sweep faded as Philadelphia won its third come-from-behind victory...the Phillies' two-run ninth inning off Dan Quisenberry sealed KC's fate...Mike Schmidt's two-run home run in the fourth inning broke the scoreless tie...the Royals sent Marty Bystrom to the showers with a run in the fifth and two more in the sixth...Amos Otis continued his sizzling offensive performance with a game-tying home run (his third of the Series) leading off the sixth...KC took the lead on a U.L. Washington sacrifice fly scoring Clint Hurdle in the sixth.

Philadelphia 0 0 0 2 0 0 0 2 - 4 7 0
Kansas City 0 0 0 1 2 0 0 0 - 3 12 2
Bystrom, Reed (6), MCGRAW (7) and Boone; Gura, QUISENBERRY (7) and Porter. HR: Otis, Schmidt. T-2:51 A-42,369.

Game 6 • at Philadelphia • Tuesday, Oct. 21

Behind the near-rabid support of 65,838 fans at Veterans Stadium, Philadelphia methodically eliminated the Royals, 4-1, behind the crafty work of Steve Carlton and Tug McGraw...Carlton allowed only four hits while striking out seven in his 7.0 innings of work and McGraw pitched the final two frames allowing three hits...Mike Schmidt gave the Phils all they really needed with a two-run single in the third inning...the Royals never ran out of spirit, sending Carlton to the clubhouse by scoring a run in the eighth...KC also threatened in the ninth, but McGraw fought his way out of the jam to bring the Phillies their first World Series title.

Kansas City 0 0 0 0 0 0 0 1 0 - 1 7 2
Philadelphia 0 0 2 0 1 1 0 0 x - 4 9 0
GALE, Martin (3), Splittorff (5), Pattin (7), Quisenberry (8) and Wathan; CARLTON, McGraw (8) and Boone. HR: none. T-3:00 A-65,838 (324,516).

1980 POSTSEASON ROSTER

Manager: Jim Frey (41); **Coaches:** Bill Connors (36), Gordy MacKenzie (43), Jose Martinez (42), Jim Schaffer (44).
Trainer: Mickey Cobb

No.	Name	Pos.	No.	Name	Pos.	No.	Name	Pos.
24	Aikens, Willie	1B	8	LaCock, Pete	1B	28	Quisenberry, Dan	RHP
5	Brett, George	3B	22	Leonard, Dennis	RHP	34	Splittorff, Paul	LHP
25	Brett, Ken	LHP	27	Martin, Renie	RHP	21	Twitty, Jeff	LHP
19	Cardenal, José	OF/IF	11	McRae, Hal	DH/OF	30	Washington, U.L.	SS
7	Chalk, Dave	IF	18	Mulliniks, Rance	IF	12	Wathan, John	C/1B/OF
53	Concepcion, Onix	IF	26	Otis, Amos	OF	20	White, Frank	2B
38	Gale, Rich	RHP	33	Pattin, Marty	RHP	6	Wilson, Willie	OF
32	Gura, Larry	LHP	15	Porter, Darrell	C			
10	Hurdle, Clint	OF	9	Quirk, Jamie	C			

ROYALS IN THE WORLD SERIES (CONT.)

1985 WORLD SERIES VS. ST. LOUIS (ROYALS WIN, 4-3)

Kansas City rallied from two-games-to-none and three-games-to-one deficits to capture their first World Championship by defeating the St. Louis Cardinals in the "1-70 Series." The Royals became the first club in the 82-year history of the Fall Classic to lose their first two games at home and come back to win the title. The Royals became the first AL expansion club to win a World Championship and the second expansion team overall, joining the New York Mets (1969). KC's talented and youthful pitching staff held the Major League's best hitting club to 13 total runs and a batting average of .185—the lowest ever in a 7-game World Series. Bret Saberhagen earned Most Valuable Player honors with two wins and a 0.50 ERA.

Game 1 • at Kansas City • Saturday, Oct. 19

John Tudor and Todd Worrell combined on an eight-hitter...the Cardinals scored on a leadoff walk and a one-out ground out in the third inning, a César Cedeño run-scoring double in the fourth and then a misplayed line drive by Lonnie Smith in the ninth.

St. Louis	0	0	1	1	0	0	0	0	1	-	3	7	1
Kansas City	0	1	0	0	0	0	0	0	0	-	1	8	0

TUDOR, Worrell (7) and Porter; JACKSON, Quisenberry (8), Black (9) and Sundberg; HR: none. T-2:48 A-41,650.

Game 2 • at Kansas City • Sunday, Oct. 20

Charlie Leibrandt limited the Cardinals to two hits through eight innings, but St. Louis struck for four runs in the ninth to take a 2-0 lead in the Series...the Cardinals became the first team since the Yankees in the 1939 Series to come back from a 2-0 deficit in the ninth inning...the Cards strung together a Series-record three doubles in one inning, the last of which was Terry Pendleton's two-out bases-loaded shot.

St. Louis	0	0	0	0	0	0	0	4	4	-	4	6	0
Kansas City	0	0	0	0	0	0	0	0	2	-	2	9	0

Cox, DAYLEY (8), Lahti (9) and Porter; LEIBRANDT, Quisenberry (9), and Sundberg; HR: none. T-2:44 A-41,656.

Game 3 • at St. Louis • Tuesday, Oct. 22

Bret Saberhagen allowed six singles en route to giving the Royals their first victory of the Series... KC's offense collected 11 hits, including a two-run home run and a run-scoring double by Frank White... after Lonnie Smith's two-run double put the Royals ahead 2-0 in the fourth, White unloaded a two-run round-tripper in the fifth...Saberhagen survived a Cardinal rally in the first, getting a strike 'em out, throw 'em out double play with two on and one out.

Kansas City	0	0	0	2	2	0	0	0	0	-	6	11	0
St. Louis	0	0	0	0	1	0	0	0	0	-	1	6	0

SABERHAGEN and Sundberg; ANDUJAR, Campbell (5), Horton (6), Dayley (8) and Porter. HR: White. T-2:59 A-53,634.

Game 4 • at St. Louis • Wednesday, Oct. 23

Tito Landrum and Willie McGee each hit solo home runs to back John Tudor's second consecutive brilliant outing to give the Cards a 3-1 advantage in the series...in addition to the home runs, KC starter Buddy Black was victimized by a squeeze play on a full-count to Tom Nieto, who laid the bunt down scoring Terry Pendleton who had tripled...Tudor, meanwhile, tossed 106 pitches.

Kansas City	0	0	0	0	0	0	0	0	0	-	0	5	1
St. Louis	0	1	0	0	1	0	0	0	x	-	3	6	0

BLACK, Beckwith (6), Quisenberry (8) and Sundberg; TUDOR and Nieto. HR: Landrum, McGee. T-2:19 A-53,634.

Game 5 • at St. Louis • Thursday, Oct. 24

Danny Jackson stuffed a cork in the Cardinals offense and their celebration hopes with a five-hitter and Willie Wilson keyed an early Royals uprising to force the Series westward via 1-70...D.J. retired the Redbirds in order five times...Wilson stroked a two-run triple to highlight a three-run second inning that sent Cardinal starter Bob Forsch to the showers.

Kansas City	1	3	0	0	0	0	0	1	1	-	6	11	2
St. Louis	1	0	0	0	0	0	0	0	0	-	1	5	1

JACKSON and Sundberg; FORSCH, Horton (2), Campbell (4), Worrell (6) Lahti (8) and Nieto; HR: none. T-2:52 A-53,634.

Game 6 • at Kansas City • Saturday, Oct. 26

For the first time in the 1985 season the Cardinals did not win a game when they led entering the ninth...St. Louis went into the ninth with a 1-0 lead... having guarded all of their previous 88 ninth-inning leads, the Cardinals fell prey to a little bit of fate and Dane Iorg's timely two-run single...a controversial call at first, a misplayed pop up by Jack Clark, a passed ball by Darrell Porter, an intentional walk to Hal McRae and Iorg's one-out dramatic single to right and the Royals were winners.

St. Louis	0	0	0	0	0	0	0	1	0	-	1	5	0
Kansas City	0	0	0	0	0	0	0	2	2	-	2	10	0

Cox, Dayley (8), WORRELL (9) and Porter; Leibrandt, QUISENBERRY (8) and Sundberg. HR: none. T-2:47 A-41,628.

Game 7 • at Kansas City • Sunday, Oct. 27

Bret Saberhagen tossed a 5-hitter, Darryl Motley blasted a two-run homer and the Royals beat the Cardinals climaxing one of the greatest comebacks in World Series play...it was the third-highest run total and most lopsided victory in the 176 games KC played during the season...the Royals tied a Series record by scoring six times in the fifth...Whitey Herzog and Joaquin Andujar were ejected and the Cards tied a Series mark by using five pitchers in the inning.

St. Louis	0	0	0	0	0	0	0	0	0	-	0	5	0
Kansas City	0	2	3	0	6	0	0	0	x	-	11	14	0

TUDOR, Campbell (3), Lahti (5), Horton (5), Andujar (5), Forsch (5), Dayley (7) and Porter; SABERHAGEN and Sundberg. HR: Motley. T-2:46 A-41,658 (327,494).

1985 POSTSEASON ROSTER

Manager: Dick Howser (10); **Coaches:** Gary Blaylock (43), Mike Ferraro (41), Jose Martinez (42), Lee May (14), Jim Schaffer (44); **Trainers:** Mickey Cobb, Paul McGannon

No.	Name	Pos.	No.	Name	Pos.	No.	Name	Pos.
45	Balboni, Steve	INF	25	Jackson, Danny	LHP	31	Saberhagen, Bret	RHP
27	Beckwith, Joe	RHP	35	Jones, Lynn	OF	15	Sheridan, Pat	OF
1	Biancalana, Buddy	INF	37	Leibrandt, Charlie	LHP	21	Smith, Lonnie	OF
40	Black, Buddy	LHP	11	McRae, Hal	OF	8	Sundberg, Jim	C
5	Brett, George	INF	24	Motley, Darryl	OF	12	Wathan, John	C
2	Concepción, Onix	INF	3	Orta, Jorge	OF	20	White, Frank	INF
26	Farr, Steve	RHP	4	Pryor, Greg	INF	6	Wilson, Willie	OF
23	Gubicza, Mark	RHP	18	Quirk, Jamie	C			
9	Iorg, Dane	OF	29	Quisenberry, Dan	RHP			

ROYALS IN THE WORLD SERIES (CONT.)

2014 WORLD SERIES VS. SAN FRANCISCO (GIANTS WIN, 4-3)

Kansas City participated in its first World Series in 29 years, as the Royals captured the American League pennant and faced the San Francisco Giants in a thrilling seven-game Fall Classic. In a nip-and-tug set, the Giants claimed the deciding game behind series MVP Madison Bumgarner's 5.0 scoreless innings of relief in Game 7. The Royals threatened in the ninth inning, putting the tying run on third base with two outs, but could not advance the final 90 feet. Center fielder Lorenzo Cain capped his torrid postseason, batting .308 (8-for-26) with 3 doubles and 5 RBI during the series. Rookie fireballer Yordano Ventura started two of KC's wins, including Game 6 when he tossed 7.0 scoreless frames in a 10-0 triumph.

Game 1 • at Kansas City • Tuesday, Oct. 21

San Francisco jumped out to an early lead on the strength of Hunter Pence's two-run blast and never looked back...Madison Bumgarner earned his first of two victories in the Series...catcher Salvador Perez provided KC's only offense with a solo home run in the seventh inning.

San Francisco 3 0 0 2 0 0 2 0 0 - 7 11 1
 Kansas City 0 0 0 0 0 0 1 0 0 - 1 4 0
 BUMGARNER, Lopez (8), Strickland (9) and Posey; SHIELDS, Duffy (4), Collins (7), Frasor (9) and Perez. HR: Pence, Perez. T-3:32 A-40,459.

Game 2 • at Kansas City • Wednesday, Oct. 22

The Royals utilized a big rally in the sixth inning to even the series at one game a piece...Billy Butler broke a 2-2 tie with an RBI single in the sixth and scored from first base on Salvador Perez's two-run double later in the inning...KC's bullpen slammed the door, allowing no runs and one hit over the final 3.2 innings.

San Francisco 1 0 0 1 0 0 0 0 0 - 2 9 0
 Kansas City 1 1 0 0 0 5 0 0 x - 7 10 0
 PEAVY, Machi (6), Lopez (6), Strickland (6), Affeldt (6), Lincecum (7), Casilla (8) and Posey; Ventura, HERRERA (6), Davis (8), Holland (9) and Perez. HR: Blanco, Infante. T-3:25 A-40,446.

Game 3 • at San Francisco • Friday, Oct. 24

Kansas City grabbed a 2-1 series lead, taking the first game played at AT&T Park...Jeremy Guthrie and the Royals' bullpen held San Francisco to just four hits, while Alex Gordon and Eric Hosmer each provided RBI hits in the sixth inning.

Kansas City 1 0 0 0 0 2 0 0 0 - 3 6 0
 San Francisco 0 0 0 0 0 2 0 0 0 - 2 4 0
 GUTHRIE, Herrera (6), Finnegan (7), Davis (8), Holland (9) and Perez; HUDSON, Lopez (6), Romo (7), Affeldt (8), Casilla (9) and Posey. HR: none. T-3:15 A-43,020.

Game 4 • at San Francisco • Saturday, Oct. 25

The Giants rallied from an early 4-1 deficit to even the best-of-seven series in Game 4...after allowing four runs in the third inning, San Francisco stormed back to tie the game in the fifth and take the lead on Pablo Sandoval's two-run single in the sixth inning...the 11 Giants runs were the most the Royals have allowed in a postseason game.

Kansas City 0 0 4 0 0 0 0 0 0 - 4 12 1
 San Francisco 1 0 1 0 2 3 4 0 x - 11 16 0
 Vargas, Frasor (5), Duffy (5), FINNEGAN (6), Collins (7) and Perez; Vogelsong, Machi (3), PETIT (4), Affeldt (7), Romo (8), Strickland (9) and Posey; HR: none. T-4:00 A-43,066.

Game 5 • at San Francisco • Sunday, Oct. 26

Madison Bumgarner pitched the Giants to a 3-2 series lead, tossing a four-hit shutout...the lefty needed 117 pitches for the first complete-game shutout in the Fall Classic since Florida's Josh Beckett blanked the Yankees in 2003.

Kansas City 0 0 0 0 0 0 0 0 0 - 0 4 1
 San Francisco 0 1 0 1 0 0 0 3 x - 5 12 0
 SHIELDS, Herrera (7), Davis (8) and Perez; BUMGARNER and Posey; HR: none. T-3:09 A-43,087.

Game 6 • at Kansas City • Tuesday, Oct. 28

Kansas City forced a deciding game by scoring seven runs in the second inning for a lopsided victory...eight of the first nine hitters reached base in the second with Lorenzo Cain breaking the game open with a two-run single...it was more than enough for righty Yordano Ventura, who tossed seven scoreless frames to become the first Royals rookie to win a World Series game.

San Francisco 0 0 0 0 0 0 0 0 0 - 0 6 0
 Kansas City 0 7 1 0 1 0 1 0 x - 10 10 0
 PEAVY, Petit (2), Machi (3), Strickland (6), Vogelsong (8) and Posey, Susac (7); VENTURA, Frasor (8), Collins (9) and Perez; HR: Moustakas. T-3:21 A-40,372.

Game 7 • at Kansas City • Wednesday, Oct. 29

The Giants claimed their third World Series title in five seasons, edging the Royals in a decisive Game 7...Michael Morse's RBI single in the fourth inning broke a 2-2 tie, while series MVP Madison Bumgarner closed the door, tossing 5.0 scoreless innings in relief...KC put the tying run on third base in the ninth after Alex Gordon singled and went to third on an error, but Bumgarner retired Salvador Perez to end a thrilling series.

San Francisco 0 2 0 1 0 0 0 0 0 - 3 8 1
 Kansas City 0 2 0 0 0 0 0 0 0 - 2 6 0
 Hudson, Affeldt (2), Bumgarner (4) and Posey; Guthrie, Herrera (4), Davis (7), Holland (9) and Perez. HR: none. T-3:10 A-40,535 (290,985).

2014 POSTSEASON ROSTER

Manager: Ned Yost (3); **Coaches:** Dave Eiland (58), Pedro Grifol (28), Doug Henry (57), Mike Jirschele (59), Rusty Kuntz (15), Dale Sveum (21), Don Wakamatsu (22); **Trainers:** Nick Kenney, Kyle Turner

No.	Name	Pos.
23	Aoki, Nori	OF
16	Butler, Billy	1B/DH
6	Cain, Lorenzo	OF
55	Collins, Tim	LHP
24	Colón, Christian*	INF
17	Davis, Wade	RHP
41	Duffy, Danny	LHP
1	Dyson, Jarrod	OF
2	Escobar, Alcides	INF

No.	Name	Pos.
27	Finnegan, Brandon	LHP
54	Frasor, Jason	RHP
4	Gordon, Alex	OF
0	Gore, Terrance	OF
11	Guthrie, Jeremy	RHP
40	Herrera, Kelvin	RHP
56	Holland, Greg	RHP
35	Hosmer, Eric	INF
14	Infante, Omar	INF

No.	Name	Pos.
26	Kratz, Erik	INF
8	Moustakas, Mike	INF
12	Nix, Jayson	INF
13	Perez, Salvador	C
33	Shields, James	RHP
51	Vargas, Jason	LHP
30	Ventura, Yordano	RHP
7	Willingham, Josh	1B/DH

* - Not on World Series roster

ROYALS IN THE WORLD SERIES (CONT.)

2015 WORLD SERIES VS. NEW YORK METS (ROYALS WIN, 4-1)

Kansas City won its first World Championship in 30 years, besting the New York Mets in a thrilling five-game series that featured two extra-innings wins. The Royals came from behind in all four of their victories, which included overcoming a 3-1 deficit after five in Game #4 and a 2-0 deficit after eight in Game #5. Catcher Salvador Perez earned World Series MVP honors after batting .364 with two doubles, three runs scored and two RBI. Johnny Cueto tossed the fourth complete game by a Royal in the World Series in Game #2, while KC's bullpen stymied the Mets throughout the series, posting a 3-0 mark with a 1.90 ERA (5 ER in 23.2 IP) with four walks and 30 strikeouts.

Game 1 • at Kansas City • Tuesday, Oct. 27

Despite trailing most of the evening, Kansas City rallied to tie in the ninth and won in 14 innings...the contest matched the longest in World Series history, joining Game 2 of the 1916 Fall Classic and Game 3 of the 2005 Series...trailing 4-3 in the ninth, the Royals tied the game on Alex Gordon's one-out home run off Jeury's Familia and then won the game on Eric Hosmer's sac fly which plated Alcides Escobar...former Met Chris Young earned the victory on the mound, tossing 3.0 hitless innings of relief.

New York 0 0 0 1 1 0 1 0 0 0 0 0 - 4 1 1
 Kansas City 1 0 0 0 0 2 0 0 1 0 0 0 0 1 - 5 1 1
 Harvey, Reed (7), Clippard (8), Familia (8), Niese (10), COLON (12) and d'Arnaud. Volquez, Duffy (7), Herrera (7), Hochevar (9), Davis (10), Madson (11), YOUNG (12) and Perez. HR: Granderson, Escobar, Gordon. T-5:09, Att: 40,320.

Game 2 • at Kansas City • Wednesday, Oct. 28

Johnny Cueto tossed the fourth complete game by a Royals pitcher in World Series history, while KC rallied for four runs in the fifth to take a two-game lead...Alcides Escobar and Eric Hosmer each had two hits and drove in two runs...Cueto allowed just two hits and fanned four.

New York 0 0 0 1 0 0 0 0 0 - 1 2 1
 Kansas City 0 0 0 0 4 0 0 3 x - 7 10 0
 DEGROM, Robles (6), Niese (7), Reed (8), Gilmartin (8) and d'Arnaud. CUETO and Perez. HR: None, T-2:54, A-40,410.

Game 3 • at New York • Friday, Oct. 30

The Mets turned the tables on Kansas City, rallying from a pair of early deficits to cut the Royals' lead in the series to 2-1...rookie Noah Syndergaard tossed 6.0 innings to earn the win, while Curtis Granderson and David Wright each homered for New York.

Kansas City 1 2 0 0 0 0 0 0 0 - 3 7 0
 New York 2 0 2 1 0 4 0 0 x - 9 12 0
 VENTURA, Duffy (4), Hochevar (5), Morales (6), Herrera (6), Madson (8), Medlen (9) and Perez. SYNDERGAARD, Reed (7), Clippard (8), Familia (9) and d'Arnaud. HR: Wright, Granderson (2). T-3:22, A-44,781.

Game 4 • at New York • Saturday, Oct. 31

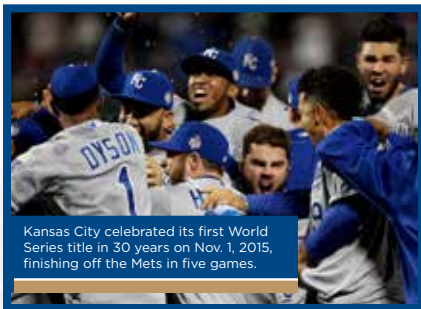
Kansas City did it again, rallying from an eighth inning deficit to score a Game 4 victory at Citi Field...the Royals trailed 3-2 heading into the eighth, but two walks and an error tied the game, while Mike Moustakas delivered the go-ahead RBI single with one out...Michael Conforto hit a pair of solo shots for the Mets.

Kansas City 0 0 0 0 1 1 0 3 0 - 5 9 0
 New York 0 0 2 0 1 0 0 0 0 - 3 6 2
 Young, Duffy (5), Hochevar (6), MADSON (7), Davis (8) and Perez. Matz, Niese (6), Colon (6), Reed (7), CLIPPARD (8), Familia (8), Robles (9) and d'Arnaud. HR: Conforto 2(2). T-3:29, A-44,815.

Game 5 • at New York • Sunday, Nov. 1

Kansas City closed out their second World Championship in franchise history in familiar fashion, using a late rally to tie the game, before winning in extra-innings...trailing 2-0 heading into the ninth, the Royals tied the game on Eric Hosmer's RBI double and an RBI ground out from Salvador Perez...Hosmer scored the tying run on a daring dash home from third...after the Royals bullpen kept the Mets off the board for three innings, KC's offense erupted for five runs in the 12th...Christian Colón, who had not appeared in a postseason game before Game 5, collected the go-ahead RBI single, pinch-hitting for the pitcher.

Kansas City 0 0 0 0 0 0 0 2 0 0 5 - 7 10 1
 New York 1 0 0 0 1 0 0 0 0 0 0 - 2 4 2
 Volquez, Herrera (7), Hochevar (10), Davis (12) and Perez, Butera (12). Harvey, Familia (9), Niese (11), Reed (12), Colon (12) and d'Arnaud. HR: Granderson (3). T-4:15. A-44,859.



Kansas City celebrated its first World Series title in 30 years on Nov. 1, 2015, finishing off the Mets in five games.

2015 POSTSEASON ROSTER

Manager: Ned Yost (3); **Coaches:** Dave Eiland (58), Pedro Grifol (28), Doug Henry (57), Mike Jirschele (59), Rusty Kuntz (15), Dale Sveum (21), Don Wakamatsu (22); **Trainers:** Nick Kenney, Kyle Turner

No.	Name	Pos.	No.	Name	Pos.	No.	Name	Pos.
9	Butera, Drew	C	0	Gore, Terrance*	OF	8	Moustakas, Mike	INF
6	Cain, Lorenzo	OF	40	Herrera, Kelvin	RHP	16	Orlando, Paulo	OF
24	Colón, Christian	INF	44	Hochevar, Luke	RHP	13	Perez, Salvador	C
47	Cueto, Johnny	RHP	35	Hosmer, Eric	INF	15	Rios, Alex	OF
17	Davis, Wade	RHP	46	Madson, Ryan	RHP	30	Ventura, Yordano	RHP
41	Duffy, Danny	LHP	39	Medlen, Kris	RHP	36	Volquez, Edinson	RHP
1	Dyson, Jarrod	OF	27	Mondesi, Raul	INF	32	Young, Chris	RHP
2	Escobar, Alcides	INF	45	Morales, Franklin	LHP	18	Zobrist, Ben	INF
4	Gordon, Alex	OF	25	Morales, Kendrys	DH			

* - Not on World Series roster

ALL-STAR GAME HISTORY

ALL-TIME ALL-STAR GAME SELECTIONS

1969	Ellie Rodríguez (C-DNP)	1984	*George Brett (3B) Dan Quisenberry (P-DNP)	2012	Billy Butler (1B/DH) Ned Yost (Coach) Nick Kenney (Trainer)
1970	Amos Otis (OF)	1985	*George Brett (3B) Dick Howser (Coach)	2013	Alex Gordon (OF) Greg Holland (P) Salvador Perez (C)
1971	Cookie Rojas (2B) Amos Otis (OF)	1986	#George Brett (3B-INJ DNP) Dick Howser (Manager) Frank White (2B)	2014	Alex Gordon (OF-DNP) *Salvador Perez (C) Greg Holland (P)
1972	Bob Lemon (Coach) Amos Otis (OF-INJ, DNP) Fred Patek (SS) Lou Piniella (OF) Cookie Rojas (2B) Richie Scheinblum (OF)	1987	George Brett (3B-INJ, DNP) *Bret Saberhagen (P) Kevin Seitzer (3B)	2015	*Lorenzo Cain (OF) Wade Davis (P) *Alcides Escobar (SS) #Alex Gordon (OF - INJ, DNP) Kelvin Herrera (P) Mike Moustakas (3B) *Salvador Perez (C) Ned Yost (Manager) Dave Eiland (Coach) Pedro Grifol (Coach) Doug Henry (Coach) Mike Jirschele (Coach) Rusty Kuntz (Coach) Dale Sveum (Coach) Don Wakamatsu (Coach)
1973	*John Mayberry (1B) *Amos Otis (OF) Cookie Rojas (2B)	1988	George Brett (1B) Mark Gubicza (P) Kurt Stillwell (SS)	2016	Wade Davis (P - INJ DNP) Kelvin Herrera (P) *Eric Hosmer (1B) *Salvador Perez (C) Ned Yost (Manager) Dave Eiland (Coach) Pedro Grifol (Coach) Doug Henry (Coach) Mike Jirschele (Coach) Rusty Kuntz (Coach) Dale Sveum (Coach) Don Wakamatsu (Coach)
1974	Steve Busby (P-DNP) John Mayberry (1B) Jack McKeon (Coach) Cookie Rojas (2B-DNP) Steve Busby (P)	1989	*Bo Jackson (OF) Mark Gubicza (P)	2017	*Salvador Perez (C) Mike Moustakas (3B) Jason Vargas (P)
1975	Hal McRae (OF) *George Brett (3B) Jim Dudley (Trainer) Hal McRae (OF) Amos Otis (OF) Fred Patek (SS)	1990	Bret Saberhagen (P) Mickey Cobb (Trainer)	2018	*Salvador Perez (C) Kyle Turner (Trainer)
1976	Hal McRae (OF) *George Brett (3B) *George Brett (3B) *George Brett (3B)	1991	*Danny Tartabull (DH)	2019	Whit Merrifield (OF)
1977	*George Brett (3B)	1992	Jeff Montgomery (P)	2020	No Game
1978	*George Brett (3B) Whitey Herzog (Coach) Fred Patek (SS) Darrell Porter (C-DNP) Frank White (2B)	1993	Hal McRae (Coach)		
1979	*George Brett (3B) *Darrell Porter (C) *Frank White (2B)	1994	Jeff Montgomery (P)		
1980	#George Brett (3B-INJ, DNP) Larry Gura (P-DNP) Darrell Porter (C)	1995	David Cone (P)		
1981	*George Brett (3B) Jim Frey (Manager) Frank White (2B)	1996	Kevin Appier (P)		
1982	*George Brett (3B) Mickey Cobb (Trainer) Dick Howser (Coach) Hal McRae (OF) Dan Quisenberry (P) Frank White (2B) Willie Wilson (OF)	1997	Jeff Montgomery (P-DNP) Bob Boone (Coach) Nick Swartz (Trainer)		
1983	*George Brett (3B) Dan Quisenberry (P) Willie Wilson (OF)	1998	José Rosado (P)		
		1999	Dean Palmer (3B) José Rosado (P)		
		2000	*Jermaine Dye (OF) Mike Sweeney (1B)		
		2001	Mike Sweeney (1B) Tony Muser (Coach)		
		2002	Mike Sweeney (1B)		
		2003	Mike Sweeney (1B-DNP) Mike MacDougal (P-DNP)		
		2004	Ken Harvey (1B) Tony Peña (Coach)		
		2005	Mike Sweeney (1B)		
		2006	Mark Redman (P-DNP) Nick Swartz (Trainer)		
		2007	Gil Meche (P-DNP)		
		2008	Joakim Soria (P)		
		2009	Zack Greinke (P)		
		2010	Trey Hillman (Coach)		
		2011	Joakim Soria (P-DNP) Aaron Crow (P-DNP)		

*-Denotes start

#-Selected as a starter, but did not play

Bold-Denotes AL's Highest Vote Total

MULTIPLE ALL-STAR SELECTIONS

13	George Brett	1976-89
6	Salvador Perez	2013-18
5	Amos Otis	1970-73, 1976
5	Mike Sweeney	2000-03, 2005
5	Frank White	1978-79, 1981-82, 1986
4	Hal McRae	1975-76, 1982, 1992
4	Cookie Rojas	1971-74
3	Alex Gordon	2013-15
3	Dick Howser (Coach/Manager)	1982, 1985-86
3	Jeff Montgomery	1992-93, 1996
3	Dan Quisenberry	1982-84
#3	Ned Yost (Coach/Manager)	2012#, 2015-16
2	Steve Busby	1974-75
2	Mickey Cobb (Trainer)	1982, 1990
2	Wade Davis	2015-16
2	Mark Gubicza	1988-89
2	Kelvin Herrera	2015-16
2	Greg Holland	2013-14
2	John Mayberry	1973-74
2	Mike Moustakas	2015, 2017
2	Fred Patek	1976, 1978
2	Darrell Porter	1978, 1980
2	José Rosado	1997, 1999
2	Bret Saberhagen	1987, 1990
2	Joakim Soria	2008, 2010
2	Nick Swartz (Trainer)	1996, 2006
2	Willie Wilson	1982-83

* Hal McRae was a three-time All-Star as a player and once as a coach
Ned Yost was an All-Star twice as a manager and once as a coach.

HOME RUN DERBY PARTICIPANTS

Year	Player (Site)	HR Hit
1989	Bo Jackson (Anaheim)	1
1991	Danny Tartabull (Toronto)	2
2017	Mike Moustakas (Miami)	10



Bo Jackson was named All-Star Game MVP in 1989, homering in his first at-bat at Anaheim Stadium.

ALL-STAR GAME HISTORY (CONT.)

1960 ALL-STAR GAME

Game Summary

Kansas City hosted an MLB All-Star Game for the first time on July 11, 1960. The 28th version of the Midsummer Classic was played at Municipal Stadium with the National League prevailing, 5-3. Two days later, the NL would win once again, shutting out the AL, 6-0, at Yankee Stadium.

The game in Kansas City was attended by 30,619 fans who witnessed the senior circuit get off to a scorching start against AL starter and losing pitcher, Bill Monbouquette of the Boston Red Sox.

Willie Mays led off for the NL and tripled to right. Mays scored when the next batter, **Bob Skinner**, singled. After consecutive outs from future Hall of Famers **Eddie Mathews** and **Hank Aaron**, another future Hall of Famer, **Ernie Banks**, homered to give the NL a 3-0 lead.

The NL added a fourth run in the second inning on catcher **Del Crandall's** solo home run and a fifth in the third frame as future Hall of Famer **Bill Mazerowski** drove home Banks with a single to left.

Another future member of the Hall of Fame, **Al Kaline**, blasted a two-run home run in the eighth to bring the AL within two runs at 5-3, but that was as close as they were able to get.

No MVP was named, but Mays ended up 3-for-4 with a run scored and Banks added two hits, drove in two and scored two runs.

The game featured 15 future Hall of Famers (plus Hall of Fame managers **Walter Alston** and **Al Lopez**), all indicated in **bold** in the box score. **Ted Williams**, who would retire at the end of the season, grounded out to second base as a pinch hitter in the second inning. Cardinals legend **Stan Musial** recorded an infield single as a pinch hitter in the road half of the eighth.

Al Lopez managed the American League and was joined by coaches **Tony Cuccinello** and **Don Guttridge**. The National League was managed by **Walter Alston**, who was joined by coaches **Solly Hemus** and **Fred Hutchinson**.

Finally, Hall of Fame umpire **Nestor Chylak** umped both second and first base in 1960 and then returned to Kansas City to umpire home plate during the 1973 All-Star Game.



ALL-STAR GAME BOX SCORE

National League 5, American League 3
at Municipal Stadium, Kansas City, Mo., July 11, 1960
Players in Bold inducted into Baseball Hall of Fame

NATIONAL LEAGUE	AB	R	H	RBI	BB	K	PO	A
Mays, Willie cf	4	1	3	0	0	0	4	0
Pinson, Vada cf	1	0	0	0	0	0	1	0
Skinner, Bob lf	4	1	1	0	0	1	0	0
Cepeda, Orlando lf	1	0	0	0	0	0	1	0
Mathews, Eddie 3b	4	0	0	0	0	0	1	0
Boyer, Ken 3b	0	0	0	0	1	0	0	2
Aaron, Hank rf	4	0	0	0	0	0	0	1
Clemente, Roberto rf	1	0	0	0	0	0	2	0
Banks, Ernie ss	4	2	2	2	0	0	3	2
Groat, Dick ss	0	0	0	0	0	0	0	0
Adcock, Joe lb	3	0	2	0	0	0	3	0
White, Bill pr/lb	1	0	0	0	0	1	4	0
Mazerowski, Bill 2b	2	0	1	1	0	0	1	2
Musial, Stan ph	1	0	1	0	0	0	0	0
Taylor, Tony pr	0	0	0	0	0	0	0	0
Neal, Charlie 2b	3	0	0	0	0	0	4	0
Crandall, Del c	1	1	2	1	0	0	4	0
Burgess, Smoky c	1	0	0	0	0	0	3	0
Friend, Bob p	2	0	0	0	0	2	0	0
McCormick, Mike p	1	0	0	0	0	0	0	0
Face, Roy p	0	0	0	0	0	0	0	0
Larker, Norm ph	0	0	0	0	0	0	0	0
Buhl, Bob p	0	0	0	0	0	0	0	0
Law, Vern p	0	0	0	0	0	0	0	0
Totals	38	5	12	5	1	6	27	8

AMERICAN LEAGUE	AB	R	H	RBI	BB	K	PO	A
Minoso, Minnie lf	3	0	0	0	0	0	0	0
Lemon, Jim lf	1	0	0	0	0	1	1	1
Malzone, Frank 3b	3	0	0	0	0	0	0	0
Robinson, Brooks 3b	2	0	0	0	0	0	1	0
Maris, Roger rf	2	0	0	0	0	1	1	0
Kuenn, Harvey rf	3	1	1	0	0	0	1	0
Mantle, Mickey cf	0	0	0	0	2	0	2	0
Kaline, Al cf	2	2	1	2	0	0	1	1
Skowron, Bill lf	0	0	0	0	0	2	9	0
Lary, Frank p	0	0	0	0	0	0	0	0
Lollar, Sherm ph	1	0	0	0	0	0	0	0
Daley, Bud p	0	0	0	0	0	0	0	0
Berra, Yogi c	2	0	0	0	0	0	5	0
Howard, Elston c	1	0	0	0	0	1	4	0
Runnels, Pete 2b	1	0	0	0	1	0	1	3
Fox, Nellie 2b	2	0	1	1	0	0	1	0
Hansen, Ron ss	2	0	1	0	0	1	0	0
Aparicio, Luis ss	2	0	0	0	0	0	1	1
Monbouquette, Bill p	0	0	0	0	0	0	0	0
Williams, Ted ph	1	0	0	0	0	0	0	0
Estrada, Chuck p	0	0	0	0	0	0	0	0
Coates, Jim p	0	0	0	0	0	0	0	1
Smith, Al ph	1	0	0	0	0	0	0	0
Bell, Gary p	0	0	0	0	0	0	0	1
Gentile, Jim ph/lb	2	0	1	0	0	1	0	0
Totals	34	3	6	3	5	7	27	8

NL 3 1 1 0 0 0 0 0 5 12 4
AL 0 0 0 0 1 0 2 0 3 6 1

DP: NL 1; AL 1. **E:** Neal (1); Burgess (1); Mathews (2); Daley (1). **WP:** Friend (1). **BB:** Banks (1 off Estrada); Mays (1 off Coates); Adcock (1 off Coates). **3B:** Mays (1 off Monbouquette). **HR:** Banks (1, 1st inning off Monbouquette 1 on, 2 out); Crandall (1, 2nd inning off Monbouquette 0 on, 1 out); Kaline (1, 8th inning off Buhl 1 on, 0 out). **HBP:** Mazerowski (by Coates). **Outfield Assists:** Aaron (Kuenn at 2nd base). **SB:** Skinner (1, 2nd base off Monbouquette/Berra).

National	IP	H	R	ER	HR	BB	K
Friend, Bob (W)	3	1	0	0	0	1	2
McCormick, Mike	2.1	3	1	0	0	3	2
Face, Roy	1.2	0	0	0	0	0	2
Buhl, Bob	1.1	2	2	1	0	1	1
Law, Vern (S)	0.2	0	0	0	0	0	0
Totals	9	6	3	1	1	5	7

American	IP	H	R	ER	HR	BB	K
Monbouquette, Bill (L)	2	5	4	4	2	0	2
Estrada, Chuck	1	4	1	1	0	0	1
Coates, Jim	2	2	0	0	0	0	0
Bell, Gary	2	0	0	0	0	0	0
Lary, Frank	1	1	0	0	0	0	1
Daley, Bud	1	0	0	0	0	1	2
Totals	9	12	5	5	2	1	6

Umpires: Jim Honochick, Tom Gorman, **Nestor Chylak**, Dusty Boggs, Johnny Stevens, Vinnie Smith.
Time of Game: 2:39 **Attendance:** 30,619



ALL-STAR GAME HISTORY (CONT.)


1973 ALL-STAR GAME

Game Summary

Kansas City was the site of the 40th Major League Baseball All-Star Game in 1973 where the National League handed the American League a 7-1 loss.

The game marked the final All-Star appearance of **Willie Mays** and was attended by members of the first All-Star Game in 1933, including Carl Hubbell, Bill Hallahan, Lefty Gomez, Dick Bartel, Lefty Grove, Jimmie Dykes and Charlie Gehring.

The AL jumped out to a 1-0 lead after a double from **Reggie Jackson** and an RBI single from KC's **Amos Otis**. However, the NL All-Stars countered with two runs in the top of the third and also scored in the fourth, fifth and sixth innings. **Rick Wise** earned the win for the NL after allowing two hits and one ER in 2.0 innings of work.



Bobby Bonds was named the game's MVP, coming off the bench to go 2-for-2 with a two-run homer in the fifth inning, giving the NL a 5-1 lead.

Johnny Bench hit one of the most mammoth home runs in the history of the Mid-Summer Classic, launching a 480-foot solo shot off Bill Singer in the

fourth inning over the left field concourse. His homer still stands as the longest in Kauffman Stadium history.

The game featured 17 future Hall of Famers (plus three Hall of Fame managers), including **Hank Aaron**, **Willie Mays**, **Rod Carew**, and **Brooks Robinson** to name a few, while Hall of Fame manager **Joe Torre** played in the game for the National League. The game also featured three Royals - **Amos Otis**, **John Mayberry** and **Cookie Rojas** - and one future Royals manager, **Buddy Bell**, who tripled as a pinch hitter in the third inning. Otis led the AL players, going 2-for-2 with the team's only RBI.



ALL-STAR GAME BOX SCORE

National League 7, American League 1

at Royals Stadium, Kansas City, Mo., July 24, 1973

Players in Bold inducted into Baseball Hall of Fame

NATIONAL LEAGUE	AB	R	H	RBI	BB	K	PO	A
Rose, Pete lf	3	1	0	0	1	0	0	0
Twitchell, Wayne p	0	0	0	0	0	0	0	0
Giusti, Dave p	0	0	0	0	0	0	0	0
Mota, Manny ph,lf	0	0	0	0	0	0	0	0
Brewer, Jim p	1	0	0	0	0	0	0	0
Morgan, Joe 2b	3	2	1	0	1	0	2	2
Johnson, Davey 2b	1	0	0	0	0	0	1	1
Cedeno, Cesar cf	3	0	1	1	0	2	3	0
Russell, Bill ss	2	0	0	0	0	0	3	2
Aaron, Hank 1b	2	0	1	0	0	0	2	1
Torre, Joe 1b,3b	3	0	1	0	0	0	5	0
Williams, Billy rf	2	0	1	0	0	0	0	0
Bonds, Bobby rf	2	1	2	2	0	0	0	0
Bench, Johnny c	3	1	1	1	0	0	3	0
Simmons, Ted ph,c	1	0	0	0	0	1	1	1
Santo, Ron 3b	1	1	1	0	2	0	0	0
Colbert, Nate ph	1	0	0	0	0	0	0	0
Fairly, Ron lb	0	0	0	0	0	0	4	0
Speier, Chris ss	2	0	0	0	1	1	1	1
Stargell, Willie ph,lf	1	0	0	0	0	1	1	0
Mays, Willie ph	1	0	0	0	0	1	0	0
Seaver, Tom p	0	0	0	0	0	0	0	0
Watson, Bob lf	0	0	0	0	0	0	0	0
Wise, Rick p	0	0	0	0	0	0	1	0
Evans, Darrell ph	0	0	0	0	1	0	0	0
Osteen, Claude p	0	0	0	0	0	0	0	1
Sutton, Don p	2	1	2	2	0	0	1	0
Davis, Willie ph,cf	2	1	2	2	0	0	1	0
Totals	34	7	10	7	5	6	27	12

AMERICAN LEAGUE	AB	R	H	RBI	BB	K	PO	A
Campaneris, Bert ss	3	0	0	0	0	2	1	2
Brinkman, Ed ss	1	0	0	0	0	0	1	1
Carew, Rod 2b	3	0	0	0	0	0	5	1
Rojas, Cookie 2b	0	0	0	0	1	0	1	1
Mayberry, John lb	3	0	1	0	0	1	8	0
Jackson, Reggie rf	1	1	1	0	0	1	0	0
Blair, Paul cf	0	0	0	0	0	0	1	0
Otis, Amos cf	2	0	2	1	0	0	0	0
May, Dave c,rf	2	0	0	0	0	0	0	0
Murcer, Bobby lf	3	0	0	0	1	0	0	1
Fisk, Carlton c	2	0	0	0	0	0	3	0
Munson, Thurman c	2	0	0	0	0	0	0	0
Robinson, Brooks 3b	2	0	0	0	0	0	1	3
Bando, Sal 3b	1	0	0	0	0	0	0	1
Nelson, Dave 3b	0	0	0	0	0	0	1	0
Horton, Willie ph	1	0	0	0	0	1	0	0
Hunter, "Catfish" p	0	0	0	0	0	0	0	0
Holtzman, Ken p	0	0	0	0	0	0	0	0
Blyleven, Bert p	0	0	0	0	0	0	0	0
Bell, Buddy ph	1	0	1	0	0	0	0	0
Singer, Bill p	0	0	0	0	0	0	0	1
Kelly, Pat ph	1	0	0	0	0	0	0	0
Ryan, Nolan p	0	0	0	0	0	0	0	0
Spencer, Jim ph	1	1	0	0	0	0	0	0
Lyle, Sparky p	0	0	0	0	0	0	0	0
Fingers, Rollie p	0	0	0	0	0	0	0	0
Totals	32	1	5	1	3	5	27	12

NL 0 0 2 1 2 2 0 0 0 - 7 10 0
AL 0 1 0 0 0 0 0 0 - 1 5 0

DP: A-L 1; E: None. **PB:** Fisk (1). **2B:** Morgan (1,off Singer); Bonds (1,off Ryan); Jackson (1,off Wise); Mayberry (1,off Twitchell). **3B:** Bell (1,off Osteen). **HR:** Bench (1,4th inning off Singer 0 on, 0 out); Bonds (1,5th inning off Singer 1 on, 2 out); Davis (1,6th inning off Ryan 1 on, 1 out); **SH:** Osteen (1,off Singer). **SB:** Otis (1,2nd base off Osteen/Bench).

National	IP	H	HR	R	ER	BB	K
Wise, Rick (W)	2	2	0	1	1	0	1
Osteen, Claude	2	2	0	0	0	1	1
Sutton, Don	1	1	0	0	0	0	0
Twitchell, Wayne	1	1	0	0	0	0	1
Giusti, Dave	1	0	0	0	0	0	0
Seaver, Tom	1	0	0	0	0	1	0
Brewer, Jim	1	0	0	0	0	1	2
Totals	9	5	0	1	1	3	5

American	IP	H	HR	R	ER	BB	K
Hunter, "Catfish"	1.1	1	1	0	0	0	1
Holtzman, Ken	0.2	1	0	0	0	0	0
Blyleven, Bert (L)	1	2	0	2	2	2	0
Singer, Bill	2	3	2	3	3	1	2
Ryan, Nolan	2	1	0	0	0	0	1
Lyle, Sparky	1	1	0	0	0	0	1
Fingers, Rollie	1	0	0	0	0	0	0
Totals	9	10	3	7	7	5	6

Umpires: Nestor Chylak, Ken Burkhart, Larry Barnett, Bill Williams, Ron Luciano, Bob Engel
Time of Game: 2:45 Attendance: 40,849

ALL-STAR GAME HISTORY (CONT.)

2012 ALL-STAR GAME

Game Summary

Kansas City hosted its third MLB All-Star Game on July 10, 2012. The 83rd version of the Midsummer Classic was played at Kauffman Stadium with the National League prevailing, 8-0, moving the senior circuit's record to a perfect 3-0 in All-Star Games playing in the City of Fountains.

Eleven pitchers combined on the six-hit shutout for the National League with the win claimed by starter Matt Cain.

The victory was the National League's third straight and clinched home field advantage which proved beneficial for the San Francisco Giants who won the first two games of the 2012 World Series en route to a sweep over the Detroit Tigers. Giants played key roles in the All-Star Game win, including MVP Melky Cabrera, starting and winning pitcher Matt Cain, and 2012 World Series MVP Pablo Sandoval, who connected for a three-run triple.

The game in Kansas City was attended by 40,933 fans who witnessed the senior circuit get off to a scorching start against AL starter and losing pitcher, Justin Verlander of the Detroit Tigers, scoring five times.

After a strikeout to open the game, a Cabrera single and Ryan Braun double scored the game's first run. A pair of two-out walks loaded the bases for Sandoval, who emptied the bags with a triple. Dan Uggla followed with a single, driving in Sandoval.

Neither league threatened until the fourth when the National League added three runs, all with two outs, to create the final 8-0 deficit. Rafael Furcal tripled, then scored as his Cardinals teammate Matt Holliday singled. Cabrera followed with a two-run home run to deep left field.

The American League's best scoring chance came in the bottom of the fifth as back-to-back one-out singles from David Ortiz and Mike Napoli and a two-out walk to Asdrúbal Cabrera loaded the bases. But Ian Kinsler flied out to end the threat.

Cabrera of the San Francisco Giants, who played with the Royals in 2011, was named the MVP after going 2-for-3 with two RBI and two runs scored.



ALL-STAR GAME BOX SCORE

National League 8, American League 0
at Kauffman Stadium, Kansas City, Mo., July 10, 2012
Players in Bold indented into Baseball Hall of Fame

NATIONAL LEAGUE	AB	R	H	RBI	BB	K	PO	A
González, Carlos dh	2	0	0	0	0	1	0	0
Holliday, Matt ph	1	1	1	1	0	0	0	0
Jones, Chipper ph	1	0	1	0	0	0	0	0
Bourn, Michael ph	1	0	0	0	0	1	0	0
Cabrera, Melky cf	3	2	2	2	0	0	1	0
McCutchen, Andrew cf	2	0	1	0	0	0	0	0
Braun, Ryan lf	3	1	2	1	0	0	4	0
Bruce, Jay rf	2	0	0	0	0	0	1	0
Votto, Joey 1b	3	0	0	0	0	1	2	0
Freese, David 1b	1	0	0	0	0	1	3	0
LeHair, Bryan 1b	1	0	0	0	0	0	1	1
Beltrán, Carlos rf	1	1	0	0	1	0	0	0
Harper, Bryce ph-1f	1	0	0	0	1	1	2	0
Posey, Buster c	2	1	0	0	1	0	2	0
Ruiz, Carlos c	1	0	0	0	0	0	5	0
Sandoval, Pablo 3b	2	1	1	3	0	0	1	1
Wright, David 3b	2	0	0	0	0	1	0	1
Uggla, Dan 2b	3	0	1	1	0	0	0	1
Altuve, Jose 2b	1	0	0	0	0	0	2	1
Furcal, Rafael ss	3	1	1	0	0	0	2	3
Castro, Starlin ph-ss	1	0	0	0	0	0	0	1
Totals	37	8	10	8	3	6	27	9

AMERICAN LEAGUE	AB	R	H	RBI	BB	K	PO	A
Jeter, Derek ss	2	0	1	0	0	0	0	0
Cabrera, Asdrúbal ss	1	0	0	0	1	1	0	1
Canó, Robinson 2b	2	0	1	0	0	0	1	3
Kinsler, Ian ph-2b	2	0	0	0	0	1	0	2
Hamilton, Josh lf	2	0	0	0	0	0	2	0
Trout, Mike lf	1	0	1	0	1	0	1	0
Bautista, José rf	1	0	0	0	1	1	2	0
Trumbo, Mark rf	2	0	0	0	0	2	0	0
Fielder, Prince 1b	2	0	0	0	0	0	3	1
Konerko, Paul 1b	0	0	0	0	0	0	0	0
Mauer, Joe 1b	1	0	1	0	0	0	4	0
Beltré, Adrián 3b	2	0	0	0	0	0	1	1
Cabrera, Miguel 3b	1	0	0	0	0	1	1	0
Andrus, Elvis 3b	1	0	0	0	0	0	0	1
Ortiz, David dh	2	0	1	0	0	0	0	0
Butler, Billy ph-dh	2	0	0	0	0	0	0	0
Napoli, Mike c	2	0	1	0	0	1	3	0
Wieters, Matt c	2	0	0	0	0	0	4	0
Granderson, Curtis cf	2	0	0	0	0	1	2	0
Jones, Adam cf	1	0	0	0	0	0	2	0
Totals	31	0	6	0	3	7	27	10

NL 5 0 0 3 0 0 0 0 - 8 10 0
AL 0 0 0 0 0 0 0 0 - 0 6 0

DP: NL - 2 (Furcal-Altuve-Freese; Furcal-Votto). E: None. WP: None. 2B: Braun (1, off Verlander). 3B: Furcal (1, off Harrison); Sandoval (1, off Verlander); Braun (1, off Harrison). HR: Mel. Cabrera (1, 4th inning off Harrison, 1 on, 2 out to deep left). HBP: Konerko (by Dickey). LOB: NL - 5; AL - 8. RISP: NL - 3 for 8; AL - 0 for 7. SB: Trout (1, 2nd base off Dickey/Ruiz).

National	IP	H	R	ER	HR	BB	K
Cain, Matt (W)	2.0	1	0	0	0	0	1
González, Gio	1.0	0	0	0	0	0	1
Strasburg, Stephen	1.0	1	0	0	0	0	1
Kershaw, Clayton	1.0	0	0	0	0	1	1
Dickey, R.A.	1.0	1	0	0	0	0	1
Hamels, Cole	1.0	0	0	0	0	0	0
Kimbrel, Craig	0.2	0	0	0	0	0	2
Chapman, Aroldis	0.1	0	0	0	0	0	1
Miley, Wade	0.1	1	0	0	0	0	1
Harrahan, Joel	0.1	0	0	0	0	0	1
Papelbon, Jonathan	0.1	0	0	0	0	0	0
Totals	9.0	6	0	0	0	3	7

American	IP	H	R	ER	HR	BB	K
Verlander, Justin(L)	10.4	5	5	0	2	2	2
Nathan, Joe	10.0	0	0	0	0	0	0
Price, David	10.0	0	0	0	0	0	0
Harrison, Matt	10.4	3	3	1	0	0	0
Weaver, Jered	10.0	0	0	0	0	1	0
Sale, Chris	10.0	2	1	0	0	1	1
Cook, Ryan	10.0	0	0	0	0	0	2
Johnson, Jim	10.0	0	0	0	0	0	1
Rodney, Fernando	10.0	0	0	0	0	0	0
Totals	90.0	10	8	8	1	3	6

Umpires: Gerry Davis, Jim Joyce, Brian Runge, Tony Randazzo, Lance Barksdale, Brian Knight.
Time of Game: 2:59 Attendance: 40,933



A photograph of baseball equipment on a grass field, including a bag, a cap, and two bats. The image is overlaid with a blue tint. The word "RECORDS" is written in large white letters across the center, with a white horizontal bar underneath it.

RECORDS

EL HÉRCULEO
SALVADOR PEREZ
PROFESSIONAL

ALL-TIME CLUB STANDINGS

Year	Division	Place	Won	Lost	Pct.	GB	Attendance	Postseason
1969	Western	4th	69	93	.426	28	902,183	
1970	Western	T4th	65	97	.401	33	693,047	
1971	Western	2nd	85	76	.528	16	910,784	
1972	Western	4th	76	78	.494	16.5	707,656	
1973	Western	2nd	88	74	.543	6	1,345,341	
1974	Western	5th	77	85	.475	13	1,173,292	
1975	Western	2nd	91	71	.562	7	1,151,836	
1976	Western	1st	90	72	.556	+2.5	1,680,265	Division Champs, lost to NY, 3-2
1977	Western	1st	102	60	.630	+8	1,852,603	Division Champs, lost to NY, 3-2
1978	Western	1st	92	70	.567	+5	2,255,493	Division Champs, lost to NY, 3-1
1979	Western	2nd	85	77	.525	3	2,261,845	
1980	Western	1st	97	65	.599	+14	2,288,714	AL Champs, def. NY, 3-0, lost to PHI, 4-2
1981	Western	4th	50	53	.485	11	1,279,403	lost to OAK, 3-0, in 1st Division Series
1982	Western	2nd	90	72	.556	3	2,284,464	
1983	Western	2nd	79	83	.488	20	1,963,875	
1984	Western	1st	84	78	.519	+3	1,810,018	Division Champs, lost to DET, 3-0
1985	Western	1st	91	71	.562	+1	2,162,717	World Series Champs, def. STL, 4-3
1986	Western	T3rd	76	86	.469	16	2,320,764	
1987	Western	2nd	83	79	.512	2	2,392,471	
1988	Western	3rd	84	77	.522	19.5	2,350,181	
1989	Western	2nd	92	70	.568	7	2,477,700	
1990	Western	6th	75	86	.466	27.5	2,244,956	
1991	Western	6th	82	80	.506	13	2,161,537	
1992	Western	T5th	72	90	.444	24	1,867,689	
1993	Western	3rd	84	78	.519	10	1,934,578	
1994	Central	3rd	64	51	.557	4	1,400,494	
1995	Central	2nd	70	74	.486	30	1,233,296	
1996	Central	5th	75	86	.466	24	1,436,007	
1997	Central	5th	67	94	.416	19	1,517,638	
1998	Central	3rd	72	89	.447	16.5	1,494,875	
1999	Central	4th	64	97	.398	32.5	1,506,068	
2000	Central	4th	77	85	.475	18.0	1,677,915	
2001	Central	5th	65	97	.401	26.0	1,536,371	
2002	Central	4th	62	100	.383	32.5	1,323,034	
2003	Central	3rd	83	79	.512	7.0	1,774,535	
2004	Central	5th	58	104	.358	33.5	1,661,482	
2005	Central	5th	56	106	.346	43.0	1,371,181	
2006	Central	5th	62	100	.377	34.0	1,372,638	
2007	Central	5th	69	93	.426	27.0	1,616,867	
2008	Central	4th	75	87	.463	13.5	1,578,922	
2009	Central	T4th	65	97	.401	21.5	1,797,887	
2010	Central	5th	67	95	.414	27.0	1,615,326	
2011	Central	4th	71	91	.438	24.0	1,724,370	
2012	Central	3rd	72	90	.444	16.0	1,739,821	
2013	Central	3rd	86	76	.531	7.0	1,750,754	
2014	Central	2nd	89	73	.549	1.0	1,956,482	AL Champs, Wild Card qualifier, lost to SF 4-3
2015	Central	1st	95	67	.586	+12.0	2,708,549	World Series Champs, def. NYM, 4-1
2016	Central	3rd	81	81	.500	13.5	2,557,712	
2017	Central	3rd	80	82	.494	22.0	2,220,370	
2018	Central	5th	58	104	.358	33.0	1,665,107	
2019	Central	4th	59	103	.364	42.0	1,479,659*	
2020	Central	4th	26	34	.433	10.0	**	
Totals			3,927	4,256	.480	--	88,190,772	

*-Includes 25,454 for June 13 'home' game in Omaha

**--No tickets sold due to the COVID-19 pandemic



The Kansas City Royals' initial season produced 69 victories in 1969.

YEARLY RECORD BREAKDOWN

HOME/ROAD RECORD

Year	Home	Road
1969	36-45	33-48
1970	35-44	30-53
1971	44-37	41-39
1972	44-33	32-45
1973	48-33	40-41
1974	40-41	37-44
1975	51-30	40-41
1976	49-32	41-40
1977	55-26	47-34
1978	56-25	36-45
1979	46-35	39-42
1980	49-32	48-33
1981	19-28	31-25
1982	56-25	34-47
1983	45-36	34-47
1984	44-37	40-41
1985	50-32	41-39
1986	45-36	31-50
1987	46-35	37-44
1988	44-36	40-41
1989	55-26	37-44
1990	45-36	30-50
1991	40-41	42-39
1992	44-37	28-53
1993	43-38	41-40
1994	35-24	29-27
1995	35-37	35-37
1996	37-43	38-43
1997	33-47	34-47
1998	29-51	43-38
1999	33-47	31-50
2000	42-39	35-46
2001	35-46	30-51
2002	37-44	25-56
2003	40-40	43-39
2004	33-47	25-57
2005	34-47	22-59
2006	34-47	28-53
2007	35-46	34-47
2008	38-43	37-44
2009	33-48	32-49
2010	38-43	29-52
2011	40-41	31-50
2012	37-44	35-46
2013	44-37	42-39
2014	42-39	47-34
2015	51-30	44-37
2016	47-34	34-47
2017	43-38	37-44
2018	32-49	26-55
2019	31-50	28-53
2020	15-15	11-19
Totals	2,112-1,972	1,815-2,284

Home Pct: (.517)
Road pct: (.443)

GRASS/TURF RECORD

Year	Grass	Turf
1969	69-93	---
1970	65-97	---
1971	85-76	---
1972	76-78	---
1973	40-41	48-33
1974	37-44	40-41
1975	40-41	51-30
1976	41-40	49-32
1977	36-32	66-28
1978	28-41	64-29
1979	31-37	54-40
1980	42-27	55-38
1981	24-20	26-33
1982	27-35	63-37
1983	26-36	53-47
1984	32-30	52-48
1985	32-29	59-42
1986	25-37	51-49
1987	28-34	55-45
1988	32-30	52-47
1989	25-37	67-33
1990	22-39	53-47
1991	31-31	51-49
1992	22-40	50-50
1993	31-31	53-47
1994	21-22	43-29
1995	60-66	10-8
1996	66-76	9-10
1997	55-83	12-11
1998	53-80	19-9
1999	55-83	9-14
2000	68-75	9-10
2001	59-86	6-11
2002	55-89	7-11
2003	75-70	8-9
2004	54-90	4-14
2005	52-91	4-15
2006	57-90	5-10
2007	62-84	7-9
2008	70-75	5-12
2009	59-84	6-13
2010	64-91	3-4
2011	69-86	2-5
2012	69-86	3-4
2013	82-73	4-3
2014	85-70	4-3
2015	92-63	3-4
2016	79-76	2-5
2017	75-80	5-2
2018	58-97	0-7
2019	57-98	2-5
2020	26-34	0-0
Totals	2,624-3,174	1,303-1,082

Grass Pct: (.453)
Turf Pct: (.546)

EXTRA INNINGS RECORD

Year	Record	Pct.
1969	7-12	.368
1970	14-8	.636
1971	2-7	.222
1972	5-10	.333
1973	9-5	.643
1974	10-11	.476
1975	12-5	.706
1976	13-7	.650
1977	9-6	.600
1978	7-5	.583
1979	9-6	.600
1980	8-6	.571
1981	2-5	.286
1982	7-3	.700
1983	5-5	.500
1984	6-5	.545
1985	11-7	.611
1986	6-10	.375
1987	5-3	.625
1988	5-5	.500
1989	11-6	.647
1990	5-4	.556
1991	11-8	.579
1992	4-10	.286
1993	8-6	.571
1994	6-5	.545
1995	7-6	.538
1996	10-6	.625
1997	7-8	.467
1998	7-5	.583
1999	5-10	.333
2000	7-8	.467
2001	6-7	.462
2002	7-12	.368
2003	5-4	.556
2004	4-7	.364
2005	4-8	.333
2006	6-6	.500
2007	5-8	.385
2008	7-6	.538
2009	6-3	.667
2010	10-8	.556
2011	10-8	.556
2012	8-7	.533
2013	11-4	.733
2014	5-7	.417
2015	10-6	.625
2016	7-3	.700
2017	4-7	.364
2018	5-8	.385
2019	4-9	.308
2020	1-2	.333
Totals	366-343	.516

Note: Royals home games played on artificial turf from 1973-1994

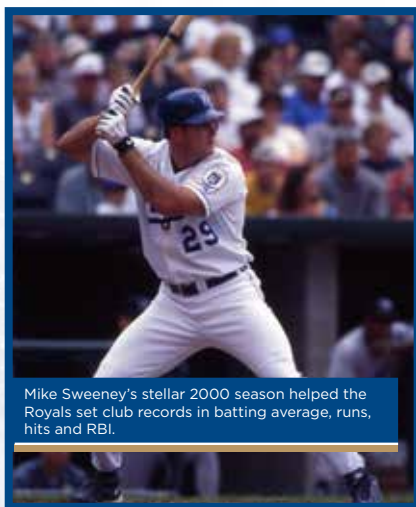
YEAR-BY-YEAR BATTING

YEAR	AVG	AB	R	H	2B	3B	HR	RBI	SH	SF	SB	CS
1969	.240	5462	586	1311	179	32	98	538	57	38	129	70
1970	.244	5503	611	1341	202	41	97	572	63	27	97	53
1971	.250	5295	603	1323	225	40	80	573	45	59	130	46
1972	.255	5167	580	1317	220	26	78	547	72	38	85	44
1973	.261	5508	755	1440	239	40	114	703	49	47	105	69
1974	.259	5582	667	1448	232	42	89	623	56	43	146	76
1975	.261	5491	710	1431	263	58	118	667	68	51	155	75
1976	.269	5540	713	1490	259	57	65	656	71	71	218	106
1977	.277	5594	822	1549	299	77	146	773	49	58	170	87
1978	.268	5474	743	1469	305	59	98	695	55	72	216	84
1979	.282	5653	851	1596	286	79	116	791	57	76	207	76
1980	.286	5714	809	1633	266	59	115	766	34	63	185	43
1981	.267	3560	397	952	169	29	61	381	28	35	100	53
1982	.285	5629	784	1603	295	58	132	746	32	49	133	48
1983	.271	5598	696	1515	273	54	109	653	32	33	182	47
1984	.268	5543	673	1487	269	52	117	639	41	55	106	62
1985	.252	5500	687	1384	261	49	154	657	44	41	128	48
1986	.252	5561	654	1403	264	45	137	618	24	33	97	46
1987	.262	5499	715	1443	239	40	168	677	34	42	125	43
1988	.259	5469	704	1419	275	40	121	671	46	51	137	54
1989	.261	5475	690	1428	227	41	101	653	42	50	154	51
1990	.267	5488	707	1465	316	44	100	660	31	54	107	62
1991	.264	5584	727	1475	290	41	117	689	53	47	119	68
1992	.256	5501	610	1411	284	42	75	568	45	46	131	71
1993	.263	5522	675	1455	294	35	125	641	48	51	100	75
1994	.269	3911	574	1051	211	38	100	538	32	38	140	62
1995	.260	4903	629	1275	240	35	119	578	66	39	120	53
1996	.267	5542	746	1477	286	38	123	689	66	49	195	85
1997	.264	5599	747	1478	256	35	158	711	51	42	130	66
1998	.263	5546	714	1459	274	40	134	686	45	65	135	50
1999	.282	5624	856	1584	294	52	151	800	46	56	127	39
2000	.288	5709	879	1644	281	27	150	831	56	70	121	35
2001	.266	5643	729	1503	277	37	152	691	36	47	100	42
2002	.256	5535	737	1415	285	42	140	695	44	51	140	65
2003	.274	5568	836	1526	288	39	162	781	63	57	120	42
2004	.259	5538	720	1432	261	29	150	675	40	38	67	48
2005	.263	5503	701	1445	289	34	126	653	46	50	53	33
2006	.271	5589	757	1515	335	37	124	718	52	48	65	34
2007	.261	5534	706	1447	300	46	102	660	41	47	78	44
2008	.269	5608	691	1507	303	28	120	650	32	36	79	38
2009	.259	5532	686	1432	276	51	144	657	38	32	88	29
2010	.274	5604	676	1534	279	31	121	640	45	53	115	50
2011	.275	5672	730	1560	325	41	129	705	55	57	153	58
2012	.265	5636	676	1492	295	37	131	643	26	41	132	38
2013	.260	5549	648	1443	254	34	112	620	37	42	153	32
2014	.263	5545	651	1456	286	29	95	604	33	47	153	36
2015	.269	5575	724	1497	300	42	139	689	34	47	104	34
2016	.261	5552	675	1450	264	33	147	640	38	34	121	35
2017	.259	5536	702	1436	260	24	193	660	17	37	91	31
2018	.245	5505	638	1350	283	29	155	606	24	40	117	38
2019	.247	5496	691	1356	281	40	162	655	24	42	117	39
2020	.244	1988	248	485	97	7	68	237	8	10	49	20

Team records in bold.



Jorge Soler clubbed a franchise-record 48 home runs in 2019, helping the Royals hit 162 roundtrippers for the year.




Mike Sweeney's stellar 2000 season helped the Royals set club records in batting average, runs, hits and RBI.

YEAR-BY-YEAR PITCHING

YEAR	ERA	CG	SHO	SV	IP	H	R	ER	HR	HB	BB	SO	WP
1969	3.72	42	10	25	1464.2	1357	688	605	136	25	560	894	52
1970	3.78	30	11	25	1463.2	1346	705	615	138	34	641	915	56
1971	3.25	34	15	44	1420.1	1301	566	513	84	36	496	775	41
1972	3.24	44	16	28	1381.1	1293	545	497	85	30	405	801	37
1973	4.19	40	7	41	1449.1	1521	752	675	114	33	617	790	43
1974	3.51	54	13	17	1471.2	1477	662	574	91	30	482	731	42
1975	3.47	52	11	25	1456.2	1422	649	561	108	30	498	815	40
1976	3.21	41	12	35	1472.1	1356	611	525	83	31	493	735	29
1977	3.52	41	15	42	1460.2	1377	651	571	110	36	499	850	56
1978	3.44	53	14	33	1439.0	1350	634	550	108	34	478	657	37
1979	4.45	42	7	27	1448.1	1477	816	716	165	28	536	640	40
1980	3.83	37	10	42	1459.1	1496	694	621	129	19	465	614	35
1981	3.56	24	8	24	922.1	909	405	365	75	20	273	404	13
1982	4.08	16	12	45	1431.0	1443	717	649	163	26	471	650	43
1983	4.25	19	8	49	1437.2	1535	767	679	133	27	471	593	40
1984	3.92	18	9	50	1444.0	1426	686	629	136	27	433	724	31
1985	3.49	27	11	41	1461.0	1433	639	566	103	28	463	846	43
1986	3.82	24	13	31	1440.2	1413	673	612	121	38	479	888	43
1987	3.86	44	11	26	1424.0	1424	691	610	128	36	548	923	54
1988	3.65	29	12	32	1428.1	1415	648	580	102	33	465	886	55
1989	3.55	27	13	38	1451.2	1415	635	572	86	25	455	978	56
1990	3.93	18	8	33	1420.2	1449	709	621	116	46	560	1006	59
1991	3.92	17	12	41	1466.0	1473	722	639	105	43	529	1004	47
1992	3.81	9	12	44	1447.1	1426	667	613	106	39	512	834	42
1993	4.04	16	6	48	1445.1	1379	694	649	105	44	571	985	76
1994	4.23	5	6	38	1031.2	1018	532	485	95	33	392	717	60
1995	4.49	11	10	37	1288.0	1323	691	642	142	38	503	763	45
1996	4.55	17	8	35	1450.0	1563	786	733	176	56	460	926	56
1997	4.70	11	5	29	1443.0	1530	820	753	186	54	531	961	62
1998	5.15	6	5	46	1436.1	1590	899	822	196	60	568	999	72
1999	5.35	11	3	29	1420.2	1607	921	844	202	68	643	831	60
2000	5.48	10	6	29	1439.1	1585	930	876	239	42	693	927	77
2001	4.87	5	1	30	1440.0	1537	858	779	209	61	576	911	73
2002	5.21	12	6	30	1441.0	1587	891	834	212	52	572	909	68
2003	5.05	7	10	36	1438.2	1569	867	808	190	66	566	865	60
2004	5.15	6	3	25	1420.1	1638	905	813	208	56	518	887	60
2005	5.49	4	4	25	1413.1	1640	935	862	178	74	580	924	69
2006	5.65	3	5	35	1426.1	1648	971	896	213	60	637	904	85
2007	4.48	2	6	36	1437.1	1547	778	716	168	41	520	993	56
2008	4.48	2	8	44	1445.2	1473	781	720	159	41	515	1085	68
2009	4.83	10	9	34	1426.0	1486	842	765	166	51	600	1153	89
2010	4.97	7	3	44	1436.2	1553	845	794	176	47	551	1035	55
2011	4.44	2	6	37	1451.1	1487	762	716	163	58	557	1080	69
2012	4.30	2	12	44	1451.1	1504	746	693	163	60	542	1177	49
2013	3.45	5	12	52	1448.1	1366	601	555	155	41	469	1208	60
2014	3.51	3	14	53	1450.2	1386	624	565	128	56	440	1168	58
2015	3.73	2	8	56	1452.0	1372	641	601	155	52	489	1160	62
2016	4.21	3	7	41	1440.0	1433	712	674	206	60	517	1287	55
2017	4.61	1	6	39	1437.2	1480	791	737	196	52	519	1216	48
2018	4.94	2	8	33	1432.0	1542	833	786	205	51	549	1157	68
2019	5.20	1	7	37	1425.0	1525	869	824	221	81	582	1230	59
2020	4.30	1	4	19	517.0	500	272	247	76	29	211	517	28

Team records in bold.



Dennis Leonard led the 1976 Royals pitching staff that set the franchise record for ERA and innings.



Greg Holland notched 32 of Kansas City's club record 56 saves during the 2015 season.

YEAR-BY-YEAR FIELDING

YEAR	PCT.	G	PO	A	E	TC	DP	PB
1969	.975	163	4394	1659	157	6210	114	17
1970	.976	162	4391	1708	152	6251	162	16
1971	.979	161	4261	1807	132	6200	178	11
1972	.981	154	4144	1762	116	6022	164	17
1973	.974	162	4353	1912	167	6432	192	8
1974	.976	162	4415	1875	152	6442	166	29
1975	.976	162	4370	1831	155	6356	151	13
1976	.978	162	4417	1858	139	6414	147	9
1977	.978	162	4382	1788	137	6307	145	13
1978	.976	162	4317	1676	150	6143	153	11
1979	.977	162	4345	1777	145	6267	160	15
1980	.978	162	4378	1820	141	6339	150	15
1981	.982	103	2767	1100	72	3939	94	7
1982	.979	162	4293	1743	127	6163	140	6
1983	.974	163	4313	1816	165	6294	178	4
1984	.979	162	4332	1860	131	6323	157	3
1985	.980	162	4383	1907	127	6417	160	10
1986	.980	162	4322	1757	123	6202	153	16
1987	.979	162	4272	1853	131	6256	151	17
1988	.980	161	4285	1714	124	6123	147	12
1989	.982	162	4355	1761	114	6230	139	12
1990	.980	161	4262	1598	122	5982	161	13
1991	.980	162	4398	1694	125	6217	141	11
1992	.980	162	4342	1748	122	6212	164	14
1993	.984	162	4336	1709	97	6142	150	14
1994	.982	115	3095	1253	80	4428	102	5
1995	.984	144	3864	1660	90	5614	168	11
1996	.982	161	4350	1704	111	6165	184	11
1997	.985	161	4329	1630	91	6050	168	14
1998	.980	161	4309	1689	125	6123	172	11
1999	.980	161	4262	1727	125	6114	188	10
2000	.983	162	4318	1751	102	6171	185	7
2001	.981	162	4320	1801	117	6238	204	10
2002	.979	162	4323	1702	130	6155	153	8
2003	.982	162	4316	1704	108	6128	143	8
2004	.978	162	4261	1635	131	6027	169	17
2005	.979	162	4240	1646	125	6011	163	5
2006	.984	162	4279	1660	98	6037	189	10
2007	.982	162	4312	1553	106	5971	160	5
2008	.984	162	4337	1548	96	5981	159	8
2009	.981	162	4278	1569	116	5963	159	14
2010	.980	162	4310	1588	121	6019	138	11
2011	.985	162	4354	1700	95	6149	149	8
2012	.981	162	4354	1622	113	6089	171	11
2013	.986	162	4345	1520	85	5950	136	6
2014	.983	162	4352	1512	104	5968	122	6
2015	.985	162	4356	1611	88	6055	138	5
2016	.984	162	4320	1526	94	5940	134	7
2017	.987	162	4313	1524	79	5916	145	11
2018	.987	162	4296	1529	77	5902	142	10
2019	.988	162	4275	1505	73	5853	152	10
2020	.985	60	1551	503	31	2085	62	2

Team records in bold.



Eight-time *Rawlings* Gold Glove winner Alex Gordon has helped Kansas City set the franchise record for fielding percentage in three consecutive seasons from 2018-20



Third baseman Joe Randa helped the 2001 club set the Royals record for double plays turned in a season.

SINGLE SEASON RECORDS

CLUB RECORDS

(Does not include shortened-season yearly totals)

Best Record, Overall	102-60	1977
Worst Record, Overall	56-106	2005
Most Games Won	102	1977
Most Games Lost	106	2005
Highest Winning Percentage	.630	1977
Lowest Winning Percentage	.346	2005
Best Record, Home	56-25 (2x)	1978, 1982
Worst Record, Home	29-51	1998
Best Record, Away	48-33	1980
Worst Record, Away	22-59	2005
Wins Over One Club, Home	9	Minnesota (2016)
Losses to One Club, Home	9	Detroit (2006)
Wins Over One Club, Away	8 (5x)	Chicago White Sox (1973)
		California (1975)
		Cleveland (2003)
		Minnesota (2013)
		Chicago White Sox (2014)
Losses to One Club, Away	9	Cleveland (2016)
Most Total Wins Over One Club	15 (2x)	Minnesota (2013, 2016)
Most Total Losses to One Club	14 (5x)	Chicago White Sox (2001)
		Minnesota (2002)
		Detroit (2006)
		Cleveland (2016)
		Minnesota (2019)
Most Shutouts Participated	33	1971
Most Shutouts Won	16	1972
Most Shutouts Lost	18 (2x)	1971, 1989
Most Shutouts Won, Home	12	1972
Most Shutouts Lost, Home	9	1971
Most Shutouts Won, Away	10	2014
Most Shutouts Lost, Away	10 (2x)	1972, 1989
Most Shutouts Over One Team	5	Milwaukee (1974)
Most Shutouts by Opponent	6	Cleveland (2017)
Best Winning Percentage, Season Series	1.000	Baltimore (12-0) (1988)
Most One-Run Games Played	70	1993
Most One-Run Games Won	38	1993
Fewest One-Run Games Won	11 (2x)	1999, 2001
Most One-Run Games Lost	33	1970
Fewest One-Run Games Lost	12	1980
Most One-Run Victories, Home	21 (2x)	1977, 1993
Fewest One-Run Victories, Home	2	2009
Most One-Run Victories, Away	17	1993
Fewest One-Run Victories, Away	1	2001
Most One-Run Losses, Home	16 (2x)	1993, 2005
Fewest One-Run Losses, Home	4 (2x)	2001, 2004
Most One-Run Losses, Away	21 (2x)	1970, 1992
Fewest One-Run Losses, Away	6	1980
Best Homestand (9+ games)	8-1 (2x)	Sept. 14-21, 1977
		July 19-27, 1978
Fewer than 9 games	8-0	Sept. 2-8, 1985
	7-0	June 2-8, 1988
	6-0 (2x)	July 22-28, 1985
		May 27-June 1, 2016
Worst Homestand (10+ games)	0-10	April 13-23, 2012
9 games or less	0-8 (2x)	Aug. 5-14, 2005
		June 12-20, 2018
Most Games Won, Homestand	12	July 25-Aug. 7, 1994 (12-2)
Most Games Lost, Homestand	11	Aug. 26-Sept. 8, 1974 (2-11)
Best Trip	7-0	Sept. 5-11, 1977
Fewer than 7 games	3-0 (7x)	April 13-15, 1973
		April 7-10, 1977
		May 25-27, 1979
		Aug. 18-20, 1980
		Aug. 25-27, 1980
		Sept. 28-30, 1981
		July 28-30, 2008

SINGLE SEASON RECORDS (CONT.)

Worst Trip (7+ games)	0-9 (3x)	June 27-July 6, 1986 April 14-23, 2000
		April 11-19, 2006
Fewer than 7 games	0-6 (8x)	April 18-23, 1972 Sept. 22-28, 1980
		April 6-12, 1992
		June 30-July 6, 1997
		July 23-28, 2002
		May 24-29, 2005
		May 12-18, 2006
		April 22-28, 2011
Most Games Won, Trip	10	Aug. 29-Sept. 10, 1975 (10-5)
Most Games Lost, Trip	11	Aug. 28-Sept. 9, 1990 (2-11)
Most Extra-Inning Games, Played	22	1970
Most Extra-Inning Games, Won	14	1970
Most Extra-Inning Games, Lost	12 (2x)	1969, 2002
Best Extra-Inning Record	11-4	2013
Most Doubleheaders Won	7 (2x)	1970, 1971
Best Doubleheader Record	5-1-3	1973
Most 1-0 Victories	5	1972
Most 1-0 Losses	4 (3x)	1971, 1989, 1992
Most Wins vs. RHP Starters	72	1977
Most Losses vs. RHP Starters	80	1999
Most Wins vs. LHP Starters	37	1980
Most Losses vs. LHP Starters	38	2005
Most Players Used, Season	58	2004
Fewest Players Used, Season	31	1994
Most Pitchers Used, Season	31	2006
Fewest Pitchers Used, Season	13 (4x)	1974, 1977, 1984, 1986

CLUB BATTING

Highest Batting Average	.288	2000
Lowest Batting Average	.240	1969
Most At Bats	5,714	1980
Fewest At Bats	5,295 in 161 games	1971
	5,167 in 154 games	1972
Most Runs	879	2000
Fewest Runs	586 in 163 games	1969
	580 in 154 games	1972
Most Opponent Runs	971	2006
Fewest Opponent Runs	566 in 161 games	1971
	545 in 154 games	1972
Most Total Bases	2,440	1977
Fewest Total Bases	1,848 in 163 games	1969
	1,823 in 154 games	1972
Most Hits	1,644	2000
Fewest Hits	1,311 in 163 games	1969
Most Singles	1,193	1980
Fewest Singles	873	2019
Most Doubles	335	2006
Fewest Doubles	179 in 163 games	1969
Most Triples	79	1979
Fewest Triples	24	2017
Most Home Runs	193	2017
Fewest Home Runs	65	1976
Most Home Runs, Home	88 (3x)	1997, 2002, 2017
Fewest Home Runs, Home	23	1971
Most Home Runs, Away	105	2017
Fewest Home Runs, Away	28	1976
Runs Batted In	831	2000
Highest Slugging Percentage	.436	1977
Lowest Slugging Percentage	.338	1969
Most Stolen Bases	218	1976
Most Times Caught Stealing	106	1976
Most Times Stole Home	9	1996
Most Times GDP	160	2017
Fewest Times GDP	95	1978
Most Sacrifice Hits	72	1972
Most Sacrifice Flies	76	1979
Most Grand Slams	7 (2x)	1991, 2004
Most Pinch Hit At Bats	236	1969
Most Pinch Hits	49	1991
Fewest Pinch Hits	5	2011
Most Pinch Hit RBI	33	1977
Best Pinch Hit Average	.303	1983
Most Pinch Hit Home Runs	6	1995

SINGLE SEASON RECORDS (CONT.)

Most DH Hits	205	1977
Fewest DH Hits	112	2017
Most DH RBI	136	1982
Best DH Average	.313 (2x)	1982, 1983
Most Strikeouts	1,405	2019
Fewest Strikeouts	644	1978
Most Walks	644	1973
Fewest Walks	380	2014
Most Runners LOB	1,209	1980
Fewest Runners LOB	1,005	2017
Most Times HBP	89	2007
Fewest Times HBP	21	1970

CLUB PITCHING

Lowest ERA	3.21	1976
Highest ERA	5.65	2006
Most Complete Games	54	1974
Fewest Complete Games	1 (2x)	2017, 2019
Most Strikeouts	1,287	2016
Fewest Strikeouts	593	1983
Most Walks	693	2000
Fewest Walks	433 in 162 games	1984
	405 in 154 games	1972
Games With No Walks	17 (2x)	1992, 1996
Most Hits	1,648	2006
Fewest Hits	1,301 in 161 games	1971
	1,293 in 154 games	1972
Most Runs	971	2006
Fewest Runs	566 in 161 games	1971
	545 in 154 games	1972
Most Saves	56	2015
Fewest Saves	17	1974

CLUB FIELDING

Highest Fielding Percentage	.988	2019
Lowest Fielding Percentage	.974 (2x)	1973, 1983
Fewest Errors	73	2019
Most Errors	167	1973
Most Double Plays	204	2001
Fewest Double Plays	114 in 163 games	1969
Most Errorless Games	103	2019
Fewest Passed Balls	3	1984

INDIVIDUAL BATTING

Highest Average	.390	George Brett (1980)
Highest Slugging Percentage	.664	George Brett (1980)
Most Games Played	162 (10x)	Al Cowens (1977)
		Hal McRae (1977)
		Carlos Beltrán (2002)
		Billy Butler (2013)
		Alcides Escobar (2014, 2016, 2017)
		Eric Hosmer (2017)
		Whit Merrifield (2019)
		Jorge Soler (2019)
Most Games Played by Rookie	161	Kevin Seitzer (1987)
Most At Bats	705	Willie Wilson (1980)
Most Plate Appearances	745	Willie Wilson (1980)
Most Runs	136	Johnny Damon (2000)
Most Hits	230	Willie Wilson (1980)
RH Batter	207	Kevin Seitzer (1987)
LH Batter	215	George Brett (1976)
Switch Hitter	230	Willie Wilson (1980)
At Home	121	George Brett (1979)
On Road	120	Willie Wilson (1980)
Most Total Bases	363	George Brett (1979)
Most Singles	184	Willie Wilson (1980)
Most Doubles	54	Hal McRae (1977)
Most Triples	21	Willie Wilson (1985)
Most Home Runs:		
RH Batter	48	Jorge Soler (2019)
LH Batter	38	Mike Moustakas (2017)
Home	21 (3x)	Chili Davis (1997)
		Dean Palmer (1998)
		Jorge Soler (2019)
Road	27	Jorge Soler (2019)

SINGLE SEASON RECORDS (CONT.)

Most Extra-Inning Home Runs	3	Raúl Ibáñez (2002)
Most Grand Slams	3 (2x)	Danny Tartabull (1988) Yuniesky Betancourt (2010)
Most RBI	144	Mike Sweeney (2000)
Most Multi-Hit Games	71	Willie Wilson (1980)
Most Games, 3+ Hits	29	George Brett (1976)
Most Games, 4+ Hits	9	Johnny Damon (2000)
Best Pinch Hit Average (min. 10 at bats)	.550	Kevin Seitzer (11-for-20) (1991)
Most Pinch Hits	15	Hal McRae (1986)
Most Stolen Bases	83	Willie Wilson (1979)
Most Strikeouts	178	Jorge Soler (2019)
Fewest Strikeouts (min. 502 plate appearances)	22	George Brett (1980)
Most Walks	122	John Mayberry (1973)
Most Intentional Walks	31	George Brett (1985)
Most Sacrifice Hits	21	Tom Goodwin (1996)
Most Sacrifice Flies	13 (3x)	Darrell Porter (1979) Dean Palmer (1998) Mike Sweeney (2000)
Most Times HBP	23	David DeJesus (2007)
Most Times GDP	32	Billy Butler (2010)
Fewest Times GDP (min. 500 at bats)	1	Willie Wilson (1979)

INDIVIDUAL FIELDING

Double Plays by Position:

Pitcher	9	Dick Drago (1971)
Catcher	15	Darrell Porter (1979)
First Baseman	156	John Mayberry (1973)
Second Baseman	123	Frank White (1983)
Shortstop	115	Fred Patek (1973)
Third Baseman	41	Mike Moustakas (2012)
Outfielder	7 (2x)	Mark Teahen (2007) Melky Cabrera (2011)

Assists:

Pitcher	55	Charlie Leibbrandt (1987)
Catcher	90	Salvador Perez (2015)
First Baseman	147	Jeff King (1997)
Second Baseman	490	Frank White (1985)
Third Baseman	373	George Brett (1979)
Shortstop	510	Fred Patek (1972)
Outfielder	20	Alex Gordon (2011)

INDIVIDUAL PITCHING

Games	84	Dan Quisenberry (1985)
Games by Rookie	76	Kelvin Herrera (2012)
Complete Games	21	Dennis Leonard (1977)
Starts	40	Dennis Leonard (1978)
Games Finished	76	Dan Quisenberry (1985)
Shutouts	6	Roger Nelson (1972)
Wins	23	Bret Saberhagen (1989)
Wins vs. One Club	5 (2x)	Paul Splittorff vs. Chicago White Sox (5-0) (1973) Steve Busby vs. California (5-0) (1974)
Relief Wins	12	Dan Quisenberry (1980)
Win Percentage, Starter	.821	Bret Saberhagen (23-5) (1989)
Losses	19 (2x)	Paul Splittorff (1974) Darrell May (2004)
Innings Pitched	294.2	Dennis Leonard (1978)
Most Runs Allowed	140	José Lima (2005)
Most Earned Runs Allowed	131	José Lima (2005)
Most Hits Allowed	284	Steve Busby (1974)
Most Walks Allowed	120	Mark Gubicza (1987)
Complete Games, No Walks	5 (2x)	Dick Drago (1971) Paul Byrd (2002)
Most Strikeouts	244	Dennis Leonard (1977)
Best ERA, Starter	2.08	Bret Saberhagen (1989)
Best ERA, Reliever	0.94	Wade Davis (2015)
Most HR Allowed	38	Darrell May (2004)
Most Saves	47	Greg Holland (2013)
Most Saves by Rookie	27	Mike MacDougal (2003)
Most Saves vs. One Club	8 (3x)	Jeff Montgomery vs. Milwaukee (1991) Greg Holland vs. Detroit (2013) Wade Davis vs. Chicago White Sox (2016)
Most Hit Batsmen	15	Jakob Junis (2018)
Most Wild Pitches	18	Dan Reichert (2000)
Most Balks	7	Buddy Black (1982)

SINGLE GAME RECORDS

CLUB GENERAL

Players Used	27 (ML record for 9 innings)	at California, Sept. 10, 1969
Players Used by Opponent	27	at Minnesota, Sept. 29, 1970 (12 innings)
Players Used, Both Teams, 9 Innings	45	Arizona (24) at Kansas City (21), Oct. 1, 2017
Players Used, Both Teams, Extra Innings	49	Kansas City (22) at Minnesota (27), Sept. 29, 1970 (12 innings)
Longest Game, 9 Innings, Home	4:16	vs. Chicago White Sox, Sept. 16, 2014
Longest Game, 9 Innings, Away	4:05	at Minnesota, Sept. 22, 2019
Shortest Game, 9 Innings, Home	1:42	vs. Seattle, Sept. 26, 1978
Shortest Game, Home	1:22	vs. Minnesota, June 29, 1987 (5 innings)
Shortest Game, 9 Innings Away	1:35	at Oakland, Sept. 28, 1971
Shortest Game, Away	0:48	at Baltimore, July 30, 1971 (4 1/2 innings)
Longest Game, Extra Innings, Home	6:28	vs. Texas, June 6, 1991 (18 innings)
Longest Game, Extra Innings, Away	5:21	at St. Louis, June 20, 2007 (14 innings)
Shortest Game, Extra Innings, Home	2:17	vs. Boston, June 11, 1979 (10 innings)
Shortest Game, Extra Innings, Away	2:01	at Chicago White Sox, Sept. 27, 1973 (10 innings)
Longest Game, Innings, Home	18 (2x)	vs. Texas, May 17, 1972
		vs. Texas, June 6, 1991
Longest Game, Innings, Away	16	at N.Y. Yankees, Aug. 27, 1972 (2nd game)
Longest 1-0 Win	15 innings	vs. Minnesota, May 23, 1981
Longest 1-0 Loss	14 innings	at Cleveland, July 23, 1992
Largest Winning Margin	21 (26-5)	at Detroit, Sept. 9, 2004 (1st game)
Largest Losing Margin	18 (3x)	vs. Oakland, June 18, 2000 (3-21)
		vs. Minnesota, July 26, 2010 (1-19)
		vs. Cleveland, May 16, 2011 (1-19)
Largest Shutout Victory	16-0	vs. Oakland, June 25, 1984
Largest Shutout Loss	0-17 (2x)	vs. Detroit, July 19, 1991
		at Minnesota, Sept. 2, 2017

CLUB BATTING

Fewest At Bats (non-shortened game)	20	vs. Toronto, April 6, 1989
Runs Scored	26	at Detroit (5), Sept. 9, 2004 (1st game)
Runs Scored, Opponent	22	vs. Boston, April 12, 1994
Runs Scored, Both Teams	33	Boston (22) at Kansas City (11), April 12, 1994
Runs Scored, Two Players	10 (2x)	Joe Randa (6) and Angel Berroa (4)
		Joe Randa (6) and David DeJesus (4) at Detroit, Sept. 9, 2004 (1st game) (tied AL record)
Scored in Every Inning		vs. Oakland, Sept. 14, 1998 (all 8 innings)
RBI	25	at Detroit, Sept. 9, 2004 (1st game)
RBI, Opponent	21	vs. Oakland, June 18, 2000
RBI, Both Teams	30 (2x)	Boston (19) at Kansas City (11), April 12, 1994
		Kansas City (25) at Detroit (5), Sept. 9, 2004 (1st game)
Hits	26	at Detroit, Sept. 9, 2004 (1st game)
Hits, Opponent	27	vs. Detroit, May 27, 2004
Hits, Both Teams	40 (2x)	Kansas City (20) at Minnesota (20), Sept. 29, 1970
		Kansas City (14) at N.Y. Yankees (26), Aug. 27, 1972 (2nd game)
Singles	20	at Minnesota, June 24, 1990
Singles, Extra Innings	21	vs. Detroit, July 29, 1995 (16 innings)
Singles, Opponent	20	vs. Detroit, Sept. 6, 2013
Singles, Both Teams	36	Kansas City (18) at Minnesota (18), Sept. 29, 1970
Doubles	11	vs. N.Y. Yankees, Aug. 11, 2003
Doubles, Opponent	8 (8x)	at Seattle, May 11, 1996
		at Seattle, May 12, 1996
		vs. N.Y. Yankees, Aug. 11, 2003
		vs. Detroit, May 27, 2004
		vs. N.Y. Mets, June 11, 2004
		vs. Toronto, July 20, 2010
		vs. Detroit, July 10, 2014
		vs. Boston, June 21, 2015
Doubles, Both Teams	19	N.Y. Yankees (8) at Kansas City (11), Aug. 11, 2003 (AL Record)
Triples	5 (2x)	vs. Minnesota, Aug. 7, 1974 (2nd game)
		vs. Chicago White Sox, June 4, 1978
Triples, Opponent	4	vs. Boston, Aug. 24, 1971
Triples, Both Teams	6	Boston (4) at Kansas City (2), Aug. 24, 1971
Home Runs	6 (2x)	at Detroit, July 14, 1991
		at Seattle, May 21, 2003
Home Runs, Opponent	6 (11x)	at Boston, May 28, 1977
		vs. Texas, July 21, 1998
		vs. Minnesota, April 9, 2000
		vs. Tampa Bay, Aug. 10, 2002
		vs. Chicago White Sox, July 30, 2003
		at Seattle, Aug. 27, 2004
		vs. Tampa Bay, June 11, 2006
		vs. Oakland, May 10, 2007
		vs. Detroit, June 16, 2016
		at Detroit, Sept. 5, 2017
		vs. Chicago White Sox, March 29, 2018

SINGLE GAME RECORDS (CONT.)

Home Runs, Both Teams	9 (5x)	Kansas City (3) at Boston (6), May 28, 1977
		Kansas City (6) at Detroit (3), July 14, 1991
		Kansas City (3) vs. Minnesota (6), April 9, 2000
		Kansas City (5) at Cleveland (4), June 30, 2001
		Kansas City (3) at Seattle (6), Aug. 27, 2004
Back-to-Back-to-Back Home Runs, Both Teams		Kansas City vs. Minnesota, April 9, 2000
MIN: Ron Coomer, Jacque Jones, Matt LeCroy, 6th inning; KC: Carlos Beltrán, Jermaine Dye, Mike Sweeney, 8th inning (ML record)		
Extra Base Hits	12 (2x)	at Chicago White Sox, May 13, 1979 (9 2B, 1 3B, 2 HR)
		at Colorado, July 3, 2011 (9 2B, 3 HR)
Extra Base Hits, Opponent	13	vs. Boston, June 21, 2015 (8 2B, 2 3B, 3 HR)
Extra Base Hits, Both Teams	21	N.Y. Yankees (10) at Kansas City (11), Aug. 11, 2003
Total Bases	40	at Detroit, July 14, 1991 (14 1B, 1 2B, 6 HR)
Total Bases, Opponent	41	vs. Detroit, May 27, 2004 (17 1B, 8 2B, 2 HR)
Hit by Pitch	5	at Texas, Sept. 3, 1989
HBP, Both Teams	7 (2x)	Kansas City (5) at Texas (2), Sept. 3, 1989
		Kansas City (3) vs. Minnesota (4), April 13, 1971
Left on Base, 9 Innings	17 (2x)	at California, May 26, 1972
		at Seattle, Sept. 15, 1984
LOB, Opponent, 9 Innings	18	vs. Cleveland, May 1, 1985
LOB, Both Teams, 9 Innings	28	Kansas City (15) at Chicago White Sox (13), April 21, 1974
Fewest LOB	0 (5x)	vs. Cleveland, July 18, 1970
		at Detroit, July 6, 1990
		vs. Chicago White Sox, July 14, 1996
		at Pittsburgh, June 2, 2000
		at Minnesota, July 30, 2007
Fewest LOB, Opponent	0 (15x)	last: vs. Baltimore, Aug. 24, 2015
Fewest LOB, Both Teams	3 (5x)	last: at California, Sept. 9, 1985
LOB, Extra Innings	25	vs. Texas, June 6, 1991 (18 innings), Tied AL Record
LOB, Extra Innings, Opponent	20 (2x)	vs. Texas, June 6, 1991 (18 innings)
		at Cleveland, Sept. 29, 2012 (14 innings)
LOB, Extra Innings, Both Teams	45	Kansas City (25) vs. Texas (20), June 6, 1991 (18 innings)
		Tied ML Record
Fewest LOB, Extra Innings	2 (6x)	at Cleveland, May 10, 1995 (10 innings)
		at Toronto, April 21, 2010 (10 innings)
		vs. Texas, Sept. 22, 2013 (10 innings)
		vs. Cleveland, July 24, 2014 (14 innings)
		at Toronto, July 31, 2015 (11 innings)
		at Cleveland, July 25, 2020 (10 innings)
Fewest LOB, Extra Innings, Opponent	1	at Toronto, May 29, 2014 (10 innings)
Fewest LOB, Extra Innings, Both Teams	5	Kansas City (2) at Toronto (3), April 21, 2010 (10 innings)
Pinch-Hitters Used	7 (2x)	vs. Seattle, Sept. 14, 1991
		vs. California, Sept. 28, 1991
Designated Hitters Used	4 (4x)	last: vs. Minnesota, Sept. 29, 2016
Pinch-Runners Used	4 (2x)	vs. Oakland, Sept. 15, 1977 (1st game, 11 innings)
		at Baltimore, April 18, 1989 (13 innings)
Catchers Used, Extra Inning Game	4	vs. Chicago White Sox (Martinez, Taylor, Healy, Kirkpatrick), Sept. 21, 1973
		(12 innings, tied Major League record)
Catchers Used, Extra Innings, Both Clubs	6	Chicago White Sox (2) vs. Kansas City (4), Sept. 21, 1973
		(12 innings, tied Major League record)
Strikeouts, 9 Innings	18 (2x)	at Toronto, Aug. 25, 1998
		at Cleveland, July 24, 2020
Strikeouts Extra Innings	20	at N.Y. Yankees, April 21, 2019 (10 innings)
Walks Received	15	at Chicago White Sox, Sept. 4, 1975
Intentional Walks Received, 9 Innings	3 (19x)	last: vs. Chicago White Sox, Aug. 17, 2012
Intentional Walks Received, Extra Innings	6	vs. Texas, June 6, 1991 (18 innings)
Stolen Bases	8	vs. Baltimore, Aug. 1, 1998

CLUB PITCHING

Pitchers Used, 9 Innings	9 (2x)	vs. Chicago White Sox Sept. 16, 2014
		vs. Chicago White Sox, March 29, 2018
Pitchers Used, Opponent, 9 Innings	8 (10x)	last: vs. Minnesota, Sept. 28, 2019
Pitchers Used, Extra Innings	9 (3x)	vs. Chicago White Sox, July 13, 2012 (14 innings)
		at Cleveland, Sept. 29, 2012 (14 innings)
		vs. Atlanta, May 15, 2016 (13 innings)
Pitchers Used, Extra Innings, Opponent	9 (3x)	vs. Chicago White Sox, July 13, 2012 (14 innings)
		at Cleveland, Sept. 29, 2012 (14 innings)
		vs. Minnesota, Sept. 27, 2016 (11 innings)
Pitchers Used, Both Teams, 9 Innings	15	Chicago White Sox (6) at Kansas City (9), Sept. 16, 2014
Pitchers Used, Extra Innings Both Teams	18 (2x)	Chicago White Sox (9) at Kansas City (9), July 13, 2012 (14 innings)
		Kansas City (9) at Cleveland (9), Sept. 29, 2012 (14 innings)
Strikeouts, 9 Innings	17 (2x)	vs. Cleveland, Sept. 16, 2013
		at Tampa Bay, Aug. 1, 2016
Strikeouts, Extra Innings	17 (3x)	vs. Cleveland, May 2, 1970 (17 innings)
		vs. Chicago White Sox, May 25, 1986 (17 innings)
		vs. Atlanta, May 15, 2016 (13 innings)
Walks, 9 innings	14 (3x)	at Minnesota, Sept. 10, 1976
		at N.Y. Yankees, May 14, 1980
		vs. Minnesota, Aug. 5, 2006
Walks, Extra Innings		vs. Florida, June 10, 2002 (14 innings)
Hit Batsmen	4 (7x)	last: vs. St. Louis, Aug. 12, 2018

SINGLE GAME RECORDS (CONT.)

CLUB FIELDING

Double Plays	6 (3x)	vs. Oakland, May 14, 1971 at Baltimore, May 6, 1972
Double Plays, Opponent	6 (2x)	vs. Toronto, April 30, 2009 (tied AL record) vs. Oakland, Sept. 13, 1970 (1st game, 11 innings) at Cleveland, April 21, 2009 (tied AL record)
Double Plays, Both Teams	9	Oakland (3) at Kansas City (6), May 14, 1971
Triple Plays	1 (6x)	at Texas, Aug. 13, 1972 at N.Y. Yankees, May 3, 1985 vs. Boston, July 4, 1988 vs. Oakland, May 14, 1994 at Baltimore, April 3, 1996 vs. Tampa Bay, June 11, 2006
Triple Plays, Opponent	1 (6x)	at Baltimore, Aug. 6, 1969 vs. California, June 26, 1970 at Seattle, April 22, 1977 vs. Baltimore, June 3, 1977 at Oakland, June 19, 1979 vs. Toronto, April 20, 2012
Errors	8	at Oakland, May 13, 1974
Errors, Opponent	7 (2x)	at Texas, May 24, 1976 at Oakland, July 24, 1976
Errors, Both Teams	9	Kansas City (2) at Texas (7), May 24, 1976

INDIVIDUAL BATTING

Hits	6 (3x)	Bob Oliver at California, May 4, 1969 (4 1B, 2B, HR) Kevin Seitzer vs. Boston, Aug. 2, 1987 (3 1B, 2B, 2 HR) Joe Randa at Detroit (1st game), Sept. 9, 2004 (5 1B, 2B) (all tied AL record)
Hits, Pitcher	3 (2x)	Paul Splittorff vs. Oakland, May 19, 1972 Steve Busby at California, Sept. 20, 1972
Runs Scored	6	Joe Randa at Detroit, Sept. 9, 2004 (1st game) (tied ML record)
At Bats, 9 Innings	7 (2x)	Joe Randa at Detroit, Sept. 9, 2004 (1st game) Whit Merrifield at Detroit, July 26, 2017 (both tied ML record)
At Bats, Extra Innings	8 (13x)	last: Jose Offerman, Hal Morris and Dean Palmer, vs. Milwaukee, June 10, 1998 (15 innings)
Best Perfect Day	6-for-6 (2x)	Bob Oliver at California, May 4, 1969 Kevin Seitzer vs. Boston, Aug. 2, 1987 Fred Patek at Minnesota, July 9, 1971 John Mayberry vs. Chicago White Sox, Aug. 5, 1977 George Brett vs. Baltimore, May 28, 1979 (2 HR) Frank White at California, Sept. 26, 1979 Frank White vs. Detroit, Aug. 3, 1982 George Brett at Toronto, July 25, 1990
Combined Hits and Runs	12	Joe Randa (6 hits, 6 runs) at Detroit, Sept. 9, 2004 (1st game)
Singles	5 (10x)	George Brett vs. California, Sept. 9, 1976 (10 innings) Hal McRae at Chicago White Sox, Aug. 2, 1980 Hal McRae at Texas, May 29, 1982 Willie Wilson at Baltimore, May 13, 1987 (12 innings) Kevin Seitzer at California, July 4, 1991 Wally Joyner vs. Detroit, July 16, 1994 Vince Coleman vs. Detroit, July 29, 1995 (16 innings) Joe Randa at Detroit, Sept. 9, 2004 (1st game) Angel Berroa vs. N.Y. Yankees, Sept. 13, 2004 Billy Butler vs. Seattle, Sept. 5, 2013 (13 innings)
Doubles	4	Johnny Damon, vs. Chicago Cubs, July 18, 2000
Triples	2 (32x)	last: Whit Merrifield, May 2, 2019 vs. Tampa Bay
Home Runs	3 (9x)	John Mayberry at Texas, July 1, 1975 Tony Solaita at California, Sept. 7, 1975 (11 innings) John Mayberry at Toronto, June 1, 1977 George Brett at Texas, July 22, 1979 George Brett at Detroit, April 20, 1983 Bo Jackson at N.Y. Yankees, July 17, 1990 Danny Tartabull vs. Oakland, July 6, 1991 Kendrys Morales at Detroit, Sept. 20, 2015 Lorenzo Cain at N.Y. Yankees, May 10, 2016
Total Bases, 9 Innings	15	Kendrys Morales at Detroit, Sept. 20, 2015
Total Bases, Extra Innings	14	George Brett vs. Baltimore, May 28, 1979 (16 innings)
Extra Base Hits, 9 Innings	4 (5x)	Hal McRae vs. Cleveland, Aug. 27, 1974, (1st game) (3 2B, 1 HR) Lonnie Smith at California, Sept. 18, 1986 (3 2B, 1 3B) Johnny Damon vs. Chicago Cubs, July 18, 2000 (4 2B) David Lough at Minnesota, June 30, 2013 (3 2B, 1 HR) Kendrys Morales at Detroit, Sept. 20, 2015 (1 3B, 3 HR)
Extra Base Hits, Extra Innings	4	George Brett vs. Baltimore, May 28, 1979 (1 2B, 1 3B, 2 HR)
RBI	9	Mike Moustakas at Baltimore, Sept. 12, 2015

SINGLE GAME RECORDS (CONT.)

Walks	5 (2x)	Alex Gordon at Oakland, July 30, 2008 (10 innings)
		Alex Gordon at St. Louis, June 17, 2012 (15 innings)
Strikeouts	5 (5x)	Bo Jackson at N.Y. Yankees, April 18, 1987
		Greg Gagne vs. Boston, Aug. 28, 1993
		Bob Hamelin at Toronto, May 24, 1995
		Salvador Perez at Chicago White Sox, Aug. 19, 2018
		Jorge Soler at N.Y. Yankees, April 21, 2019 (10 innings)
Stolen Bases	5	Amos Otis vs. Milwaukee, Sept. 7, 1971
Steal of Home	1 (46x)	last: Chris Owings vs. Cleveland, April 12, 2019

INDIVIDUAL PITCHING

Strikeouts	16	Danny Duffy, at Tampa Bay, Aug. 1, 2016
Walks	9 (3x)	Dick Drago, vs. Milwaukee, May 22, 1970
		Dan Reichert, vs. N.Y. Yankees, Sept. 7, 2000
		Runelvys Hernández, vs. Minnesota, Aug. 5, 2006
Home Runs	5 (3x)	Sean O'Sullivan at Texas, May 28, 2011
		Chris Young, at N.Y. Yankees, May 9, 2016
		Jakob Junis vs. Chicago White Sox White Sox, April 26, 2018
Balks	2 (11x)	last: Luke Hochevar vs. Cleveland, April 20, 2011
Innings	13.0	Larry Gura vs. Oakland, May 21, 1980

INDIVIDUAL FIELDING

Double Plays:		
First Baseman	6 (3x)	Bob Oliver vs. Oakland, May 14, 1971
		John Mayberry at Baltimore, May 6, 1972
		Billy Butler vs. Toronto, April 30, 2009
Second Baseman	5 (3x)	Frank White vs. Boston, Aug. 12, 1986
		José Offerman at Baltimore, Aug. 28, 1998
		Donnie Murphy at Chicago White Sox, Sept. 24, 2004
Third Baseman	3 (6x)	Paul Schaal vs. Cleveland, April 25, 1971
		Cookie Rojas vs. Texas, May 15, 1977
		George Brett vs. Boston, April 12, 1983
		Greg Pryor vs. Minnesota, Sept. 5, 1984
		Joe Randa vs. Arizona, June 10, 2001
		Mike Moustakas vs. Cleveland, July 2, 2013
Shortstop	5 (5x)	Fred Patek at Baltimore, May 6, 1972
		Fred Patek vs. Texas, Aug. 2, 1974
		Mendy Lopez at Baltimore, Aug. 28, 1998
		Alcides Escobar at L.A. Angels, June 12, 2011
		Adalberto Mondesi vs. Boston, July 8, 2018
Putouts, 9 Innings:		
Outfielder	10 (4x)	Amos Otis vs. Texas, May 1, 1979
		Carlos Beltrán at Chicago White Sox, Sept. 17, 1998
		Jarrod Dyson vs. Minnesota, Sept. 27, 2010
		Jarrod Dyson vs. San Francisco, Aug. 10, 2014
First Baseman	19 (5x)	Bob Oliver vs. Cleveland, April 24, 1971
		Steve Balboni vs. Texas, Aug. 26, 1985
		Steve Balboni at Seattle, June 6, 1987
		Pat Tabler vs. N.Y. Yankees, April 27, 1989
		Calvin Pickering at Minnesota, Sept. 5, 2004
Catcher	17 (4x)	Brent Mayne vs. Texas, May 25, 1994
		Salvador Perez vs. Cleveland, Sept. 16, 2013
		Salvador Perez at Tampa Bay, Aug. 1, 2016
		Drew Butera at Tampa Bay, May 8, 2017
Putouts, Extra Innings	25	Steve Balboni vs. Boston, April 18, 1985 (14 innings)
Putouts, Extra Innings, Catcher	18	Salvador Perez vs. Atlanta, May 15, 2016 (13 innings)
Assists:		
Second Baseman	11	Cookie Rojas at Texas, May 17, 1973
Third Baseman	10	George Brett vs. California, July 1, 1979
Shortstop	12	Angel Berroa at Minnesota, Sept. 5, 2004
Catcher	7	Ed Kirkpatrick at Milwaukee, June 16, 1972
Pitcher	6 (10x)	last: Eric Skoglund vs. Tampa Bay, May 14, 2018
Assists, Extra Innings	11 (3x)	Cookie Rojas vs. Oakland, April 17, 1973 (14 innings)
		Frank White vs. Chicago White Sox, Sept. 21, 1973 (12 innings)
		Frank White vs. Chicago White Sox, Aug. 26, 1984 (16 innings)
Unassisted Double Play by Outfielder	1	Brian McRae at Chicago White Sox, Aug. 23, 1992 (tied ML record)

DOUBLEHEADER RECORDS

CLUB GENERAL

Players Used, Both Games, 9 Innings	25 (2x)	vs. Seattle, Sept. 22, 1989 vs. Anaheim, Sept. 14, 1999
Players Used, Both Games, 9 Innings, Opp.	25	at Chicago White Sox, Sept. 21, 1970
Players Used, Both Games, Both Teams	45 (2x)	Kansas City (22) at Cleveland (23), Sept. 13, 2008 Oakland (21) at Kansas City (24), Sept. 4, 2008
Players Used, One/Both Games, Extra Innings	24	vs. Minnesota, Sept. 10, 1979 (1st game, 14 innings)
Players Used, One/Both Games, Extra Innings Opponent	23	vs. Minnesota, Sept. 10, 1979 (1st game, 14 innings)
Players Used, One/Both Games, Extra Innings, Both Teams	47	vs. Minnesota, Sept. 10, 1979 (1st game, 14 innings)
Longest Doubleheader, Innings	25 (2x)	vs. Oakland, June 16, 1969 (1st game 13 innings) at N.Y. Yankees, Aug. 27, 1972 (2nd game 16 innings)
Longest Doubleheader, 9 Innings	6 hours, 30 minutes	at Milwaukee, July 16, 1999 (1st game 2:30; 2nd game 4:00)
Shortest Time, Doubleheader, 9 Innings	4 hours, 14 minutes	at Oakland, Sept. 9, 1974 (1st game 2:10; 2nd game 2:04)
Longest Doubleheader, Extra Innings	8 hours, 11 minutes	vs. Baltimore, June 23, 1991 (1st game 3:44; 2nd game 4:27)

CLUB BATTING

Runs	26	at Detroit, Sept. 9, 2004 (26 and 0)
Runs, Opponent	25	vs. Oakland, June 18, 1969 (16 and 9)
Runs, Both Clubs	39	Kansas City (26) at Detroit (13), Sept. 9, 2004 (31 and 8)
Fewest Runs	0 (2x)	at Oakland, Sept. 9, 1974 at N.Y. Yankees, April 19, 1987
Fewest Runs, Opponent	1 (4x)	vs. Chicago White Sox, July 5, 1971 (1 and 0) vs. Minnesota, Aug. 4, 1971 (1 and 0) vs. Milwaukee, Sept. 2, 1977 (1 and 0) at N.Y. Yankees, Aug. 13, 1991 (0 and 1)
Fewest Runs, Both Clubs	5	Kansas City (3) at Washington (2), Aug. 12, 1971 (2 and 3)
Hits	33 (2x)	at N.Y. Yankees, July 14, 1989 (18 and 15) at Detroit, Sept. 9, 2004 (26 and 7)
Hits, Opponent	40	at N.Y. Yankees, Aug. 27, 1972 (14 and 26)
Hits, Both Clubs	65	Baltimore (35) at Kansas City (30), June 23, 1991 (31 and 34)
Triples	6	vs. Minnesota, Aug. 7, 1974 (1 and 5)
Home Runs	7 (2x)	at N.Y. Yankees, July 14, 1989 (5 and 2) at Minnesota, May 21, 2017 (4 and 3)
Home Runs, Opponent	6	vs. Texas, May 26, 2002 (2 and 4)
Home Runs, Both Clubs	10 (2x)	vs. Cleveland, May 26, 2002 (CLE: 2 and 4, KC: 1 and 3) at Minnesota, May 21, 2017 (KC: 4 and 3, MIN: 0 and 3)
RBI	25	at Detroit, Sept. 9, 2004 (25 and 0)
RBI, Opponent	25	Oakland, June 18, 1969 (16 and 9)
RBI, Both Clubs	37	Kansas City (25) at Detroit (12), Sept. 9, 2004 (30 and 8)
Strikeouts	20 (2x)	at Cleveland, May 18, 2002 (9 and 11) at Cleveland, Aug. 12, 2006 (10 and 10)
Strikeouts, Opponent	23	at Toronto, April 17, 2018 (10 and 13 (10 inn.))
Strikeouts, Both Clubs	40	Kansas City (19) at Minnesota (21), Aug. 15, 2020 (18 and 22)

CLUB PITCHING

Pitchers Used (Duplicate appearances not included)	9 (2x)	vs. Oakland, Sept. 4, 2008 (3 and 6) at Minnesota, May 21, 2017 (6 and 3)
Pitchers Used, Opponents	11	vs. Seattle, Aug. 6, 2017 (8 and 3)
Pitchers Used, Both Clubs	17 (3x)	Oakland (8) at Kansas City (9), Sept. 4, 2008 Tampa Bay (9) at Kansas City (8), July 7, 2015 Seattle (11) at Kansas City (6), Aug. 6, 2017
Pitchers Used, One/Both Game Extra Innings	11	at Toronto, April 17, 2018 (3 and 8)
Pitchers Used, Opponent, One/Both Game Extra Innings	10	at Toronto, April 17, 2018 (4 and 6)
Pitchers Used, Both Clubs, One/Both Game Extra Innings	21	Kansas City (11) at Toronto (10), April 17, 2018
Fewest Pitchers Used	2 (4x)	vs. Minnesota, Aug. 4, 1971 vs. Minnesota, Sept. 8, 1972 vs. Boston, July 16, 1975 at Minnesota, Sept. 22, 1978
Fewest Pitchers Used, Opponents	2 (3x)	at Oakland, Sept. 9, 1974 at California, Sept. 6, 1975 at Baltimore, May 25, 1977
Fewest Pitchers Used, Both Clubs	5 (3x)	Minnesota (3) at Kansas City (2), Aug. 4, 1971 Kansas City (3) at Oakland (2), Sept. 9, 1974 Kansas City (2) at Minnesota (3), Sept. 22, 1978

CLUB FIELDING

Double Plays	7	vs. Boston, Aug. 12, 1986 (5 and 2)
Double Plays, Opponent	8	vs. Oakland, Sept. 13, 1970 (6 and 2)
Double Plays, Both Clubs	10	Kansas City (2) vs. Oakland (8), Sept. 13, 1970 (8 and 2)

DOUBLEHEADER/MONTHLY RECORDS

INDIVIDUAL BATTING, DOUBLEHEADER

Hits	7 (2x)	George Brett, vs. Milwaukee, Aug. 10, 1990 (4 and 3)
Doubles	5	Hal McRae vs. Cleveland, Aug. 27, 1974 (3 and 2)
Home Runs	3 (2x)	Bill Pecota, at N.Y. Yankees, July 14, 1989 (2 and 1) Salvador Perez, at Minnesota, May 21, 2017 (1 and 2)
Extra Base Hits	6	Hal McRae vs. Clev., Aug. 27, 1974 (5 2B, 1HR), (Tied ML record)
Total Bases	15	Bill Pecota at N.Y. Yankees, July 14, 1989 (1 1B, 2 2B, 3 HR)
RBI	7	Hal McRae vs. Cleveland, Aug. 27, 1974 (6 and 1)
RBI, Opponent	7	Ellis Burks, Cleveland, July 20, 2002 (2 and 5)

INDIVIDUAL PITCHING, DOUBLEHEADER

Pitchers appearing in Both Games, Won or Lost:		
Won Two:		Cory Bailey vs. Texas, May 26, 2002
Won One	8x	last: Mike MacDougal vs. Detroit, Sept. 20, 2005 (won 1st, saved 2nd)
Lost One	6x	last: Dan Quisenberry at Toronto, Aug. 8, 1980 (lost 1st, saved 2nd)
Won One, Lost One		Tom Burgmeier, at Milwaukee, April 18, 1971 (won 1st, lost 2nd)
Saved Both	7x	last: Greg Holland at Detroit, Aug. 16, 2013
Double Plays:		
First Baseman	7	Steve Balboni, vs. Boston, Aug. 12, 1986
Second Baseman/Shortstop Together	4	SS Bob Floyd and 2B Rich Severson vs. Minnesota, Sept. 25, 1971

MONTHLY RECORDS

CLUB GENERAL

Wins	25	September, 1977
Losses	21 (4x)	August, 1999 August, 2005 May, 2006 June, 2018
Best Record - by pct. (min. 15 games)	25-5 (83.3%)	September, 1977
Worst Record - by pct. (min. 15 games)	3-17 (15.0%)	April, 1992

CLUB BATTING

Best Average	.332	July, 1980
Worst Average	.193	June, 2018
Most Runs	177	August, 1979
Fewest Runs (min. 15 games)	50	April, 1969
Home Runs	43 (2x)	August, 1987 August, 1997
Doubles	74	July, 1990
Triples	17 (3x)	September, 1977 May, 1979 August, 1979

INDIVIDUAL BATTING

Average (min. 50 plate appearances)	.494	George Brett, July, 1980
Hits	52	George Brett, August, 1980
Doubles	18	George Brett, July, 1990
Triples	6	Willie Wilson, July, 1987
Home Runs	12 (2x)	John Mayberry, July, 1975 Chili Davis, August, 1997
RBI	32 (2x)	John Mayberry, July, 1975 Jermaine Dye, July, 1999
Runs	34	Willie Wilson, August, 1979

INDIVIDUAL PITCHING

Wins	7	Bret Saberhagen, August, 1989
Losses	6 (3x)	Dick Drago, July, 1972 Paul Splittorff, July, 1979 Larry Gura, May, 1983
ERA (min. 25 IP)	0.34	Tom Murphy, September, 1972
Strikeouts	55	Dennis Leonard, June, 1977
Saves	11 (5x)	Dan Quisenberry, August, 1980 Jeff Montgomery, June, 1992 Greg Holland (3x), July and September, 2013; August 2014

INNING/CONSECUTIVE RECORDS

RECORDS BY INNING

CLUB BATTING

Plate Appearances	16 (3x)	at Toronto, Aug. 6, 1979 (7th) vs. Minnesota, June 17, 2003 (6th) at Detroit, Sept. 9, 2004 (1st game, 3rd)
Runs	12	vs. Minnesota, June 17, 2003 (6th)
Runs, Opponent	12	vs. N.Y. Yankees, April 11, 1987 (7th)
Runs, Extra Inning	7	at Baltimore, July 12, 1972 (10th)
Hits	11 (2x)	at Boston, Aug. 2, 1986 (7th) vs. Cleveland, Aug. 23, 2006 (1st)
Hits, Opponent	11	vs. N.Y. Yankees, April 11, 1987 (7th)
Home Runs	4 (3x)	vs. Anaheim, May 26, 2000 (6th) at Cleveland, June 29, 2001 (4th) at Baltimore, May 8, 2018 (1st)
Home Runs, off 1 pitcher	4 (2x)	at Cleveland, June 29, 2001 (4th) off Dave Burba at Baltimore, May 8, 2018 (1st) off Dylan Bundy (tied AL record)
Home Runs, Opponent	4 (3x)	vs. Anaheim, May 28, 2000 (5th) at Chicago White Sox, Aug. 14, 2008 (6th) at Chicago White Sox, July 11, 2010 (3rd)
Stolen Bases	4 (4x)	vs. California, Sept. 17, 1980 (1st game, 1st inning) at Cleveland, June 10, 1980 (3rd inning) at Seattle, May 12, 1996 (1st inning) vs. Texas, May 26, 2002 (3rd inning)
Pinch Hitters Used	4 (8x)	last: vs. Chicago White Sox, Aug. 1, 2020

CLUB PITCHING

Pitchers Used	5 (2x)	vs. Oakland, May 14, 1971 (9th) vs. Chicago White Sox, Sept. 13, 1972 (8th)
---------------	--------	--

INDIVIDUAL BATTING

Hits	2 (numerous)	last: Salvador Perez, vs. Pittsburgh, Sept. 13, 2020 (3rd)
Home Runs	1 (numerous)	
Stolen Bases	3	Chris Stynes, at Seattle, May 12, 1996 (1st)

INDIVIDUAL PITCHING

Home Runs Allowed	4	Anthony Lerew, at Chicago White Sox, July 11, 2010 (3rd)
Strikeouts	4 (2x)	Kevin Appier, at Toronto, Sept. 3, 1996 (4th) Nate Karns, vs. Chicago White Sox, May 3, 2017 (6th)
Balks	2 (4x)	last: Luke Hochevar, vs. Cleveland, April 20, 2011 (6th)

CONSECUTIVE RECORDS

CLUB GENERAL

Single Season		
Games Won	16	Aug. 31-Sept. 15 (2nd game), 1977
Games Won to Start Season	9	March 31-April 12, 2003
Games Lost	19	July 28-Aug. 19, 2005
Games Lost to Start Season	7	April 6-13, 1992
Won, Home	13 (2x)	July 10-Aug. 7, 1977 July 17-Aug. 5, 1994
Won, Home to Start Season	11	March 31-May 5, 2003
Won, Road	11	Sept. 5-Sept. 25 (2nd game), 1977
Lost, Home	11 (2x)	Sept. 21, 2011-April 23, 2012 May 6-June 4, 2013
Lost, Road	13	Oct. 2, 2005-May 3, 2006
Lost, Road, Same Season	12 (3x)	June 23-July 18, 1997 July 21-Aug. 19, 2005 April 11-May 3, 2006
Doubleheaders Won	4	Aug. 5, 1984 to Sept. 6, 1985
One-Run Games Played	8	May 12-20, 1981
One-Run Games Won	11	July 3-Aug. 10, 1973
One-Run Games Lost, Road	21	July 26, 2000-July 15, 2001 (ML Record)
Won vs. One Club	15	Baltimore, July 26, 1987-April 11, 1989
Lost vs. One Club	23	Baltimore, May 10, 1969-Aug. 2, 1970 (ML Record)
Won vs. One Club, Home	11	Detroit, Aug. 3, 1988-June 29, 1990
Lost vs. One Club, Home	12 (2x)	Baltimore, May 16, 1969-July 23, 1970 Oakland, May 31, 2003-April 30, 2006
Won vs. One Club, Away	10 (2x)	Chicago White Sox, Sept. 26, 1972-Sept. 26, 1973 L.A. Angels, June 21, 1995-Aug. 10, 1996
Lost vs. One Club, Away	14 (2x)	Detroit, Aug. 5, 1987-May 21, 1990 N.Y. Yankees, Aug. 7, 2002-April 13, 2006
Won Extra Innings	7	April 19-May 17 (2nd game), 1970
Series Won	13	July 10-Aug. 20, 1980
Series, Non-Losing	16	July 10-Aug. 31, 1980
Series Without Sweep	79	Aug. 26, 2003-May 29, 2005
Road Series Without Sweep	86	July 11-13, 2003-Sept. 10, 2006 (AL record)

CONSECUTIVE RECORDS (CONT.)

CLUB BATTING

Hits, One Game	9	at Chicago White Sox, May 7, 1980 (7 1B, 2 2B)
Hits, One Game, Opponent	7 (2x)	vs. Chicago White Sox, Aug. 19, 2018 (4 1B, 3 HR) vs. N.Y. Mets, Aug. 18, 2019 (5 1B, 2 2B)
Singles	7 (3x)	vs. Baltimore, April 22, 1988 at Minnesota, June 24, 1990 at Detroit, Sept. 9, 2004 (1st game)
Hits, Start of Game	7	vs. Baltimore, April 22, 1988
Most Hits:		
Two Games	39	Sept. 7-9 (1st game), 2004
Three Games	54	July 18-20, 1980
Four Games	65	Aug. 27-30, 1979
Five Games	77	Sept. 15-20, 2011
Six Games	91	Sept. 14-20, 2011
Most Hits, Opponent:		
Two Games	40	Aug. 27, 1972 (doubleheader)
Three Games	53 (2x)	July 25-27, 2010
Four Games	67	July 26-28, 2010 July 25-28, 2010
Most Runs:		
Two Games	32	Sept. 7-9 (1st game), 2004
Three Games	38	June 8-11, 1999
Four Games	47	Sept. 5-9 (1st game), 2004
Five Games	51 (3x)	May 14-19, 1999 June 7-12, 1999 June 10-15, 2007
Six Games	59	Sept. 9 (1st game)-Sept. 13, 2004, June 10-16, 2007
Most Runs, Opponent:		
Two Games	31	July 25-26, 2010
Three Games	42	July 25-27, 2010
Four Games	51	Sept. 4-8, 2002
Five Games	61	Sept. 6-10, 2002
Games, Home Runs Hit	15	April 6-April 22, 2001 (20 total homers)
Games, Home Runs Hit, Opponent	21	Aug. 20-Sept. 11, 2017 (39 total homers)
Most Home Runs:		
Two Games	9 (4x)	Aug. 2-3, 1997 June 29-30, 2001 June 10-11, 2017 July 22-23, 2017
Three Games	12 (2x)	June 29-July 1, 2001 July 22-24, 2017
Four Games	14 (3x)	June 28-July 1, 2001 April 13-16, 2004 April 13-17, 2004
Five Games	16	April 13-17, 2004
Most Home Runs, Opponent:		
Two Games	10	July 29-30, 2003
Three Games	13 (2x)	July 29-31, 2003 May 28-30, 2011
Four Games	15	May 27-30, 2011
Five Games	17	May 26-30, 2011
Batters Hitting Home Runs		
	3 (8x)	D. Motley, F. White & S. Balboni at Texas, Aug. 19, 1984 (7th) George Brett, Frank White & Jamie Quirk vs. Oakland, Sept. 28, 1986 (4th) Carlos Beltrán, Jermaine Dye and Mike Sweeney vs. Minnesota, April 9, 2000 (8th) Jermaine Dye, Raúl Ibañez and Carlos Beltrán at Cleveland, June 29, 2001 (4th) Carlos Beltrán, Mike Sweeney and Joe Randa at Texas, May 31, 2002 (11th) Tony Graffanino, Angel Berroa and Doug Mientkiewicz vs. Detroit, May 25, 2006 (1st) Whit Merrifield, Jorge Bonifacio, Eric Hosmer vs. Chicago White Sox, July 23, 2017 (4th) Jorge Soler, Mike Moustakas, Salvador Perez at Baltimore, May 8, 2018 (1st)
Batters Hitting Home Runs, Opponent	4	at Chicago White Sox, Aug. 14, 2008 (tied MLRecord)
Batters on Base	13	at Detroit, Sept. 9, 2004 (1st game) (9 1B, 1 2B, 3 BB) (tied AL record)

CLUB PITCHING

Shutouts Won	2 (15x)	last: vs. N.Y. Yankees, May 17 and vs. Cincinnati, May 19, 2015
Shutouts vs. One Club	2 (19x)	last: vs. MIN., Aug. 31, 2005 and at MIN., Sept. 26, 2005
Innings, No Opponent Home Runs	135.1	July 6-23, 1970
Games, No Opponent Home Runs	14	July 7-22, 1970
Innings, No Opponent Extra Base Hits	34.0	June 11-15, 1971
Games, No Opponent Extra Base Hits	3 (4x)	July 10-11, 1970 June 12-14, 1971 July 22-24, 1987 July 2-4, 2017
Complete Games	5	Aug. 21-26, 1979
(Paul Splittorff and Larry Gura vs. N.Y. Yankees and Craig Chamberlain, Dennis Leonard and Paul Splittorff vs. Boston)		
Scoreless Innings Pitched	24.0 (2x)	vs. Detroit (5) and Baltimore (19), June 9-12, 1976 vs. N.Y. Yankees (9) and vs. Cincinnati (15), May 17-20, 2015

CONSECUTIVE RECORDS (CONT.)

Scoreless Innings Pitched Against Royals	45.0	
	vs. Colorado (7), at Cleveland (27), vs. Tampa Bay (11), Aug. 24-29, 2017	
Scoreless Innings vs. One Club	24.0	at Washington, Aug. 10 (2nd game)-12 (1st game), 1971
Scoreless Innings by One Club Against Royals	31.0	Minnesota, May 30-July 7, 2004
Hitless Innings, Start of Game	9.0 (4x)	at Detroit, April 27, 1973 (Steve Busby)
	at Milwaukee, June 19, 1974 (Steve Busby)	
	vs. Texas, May 14, 1977 (Jim Colborn)	
	vs. Chicago White Sox, Aug. 26, 1991 (Bret Saberhagen)	
Perfect Innings, Start of Game	8.0	at Minnesota, Sept. 8, 2018 (Jorge López)

CLUB FIELDING

Innings Making Double Plays	4 (2x)	Sept. 19, 1983 vs. California (1st, 2nd, 3rd, 4th)
		April 30, 2009 vs. Toronto (1st, 2nd, 3rd, 4th)
Games, No Errors	16	July 31-Aug. 16, 2018
Innings, No Errors	153.0	July 29-Aug. 17, 2018
Games Making Errors	12	June 5-17, 1992

INDIVIDUAL GENERAL

Games Played	421	Alcides Escobar, Sept. 26, 2015-July 7, 2018
Games Started	421	Alcides Escobar, Sept. 26, 2015-July 7, 2018
Stolen Bases, Without Being Caught	33	Carlos Beltrán, Sept. 28, 1999-Aug. 10, 2001
Stolen Bases, Season, without Being Caught	22	Alcides Escobar, 2013

INDIVIDUAL BATTING

Hitting Streak	31	Whit Merrifield, Sept. 10, 2018-April 10, 2019
Hits	10	Joe Randa, June 8-12, 1999 (1 walk)
Series with at least one hit	131	Billy Butler, April 10, 2009-June 26, 2011
Games Most Hits:		
Two Games	9	Joe Randa, Sept. 7-9 (1st game), 2004
Three Games	12 (3x)	George Brett, May 8-10, 1976
		Kevin Seitzer, Aug. 2-4, 1987
		Johnny Damon, July 18-20, 2000
Four Games	15 (2x)	George Brett, May 8-11, 1976
		Johnny Damon, July 18-21, 2000
Five Games	18	George Brett, May 8-12, 1976
Six Games	21	George Brett, May 8-13, 1976
Games Most Extra Base Hits:		
Two Games	6 (3x)	Ed Kirkpatrick, Sept. 28-30, 1969 (4 HR, 1 3B, 1 2B)
		Hal McRae, Aug. 27, 1974 (5 2B, 1 HR)
		George Brett, April 17-20, 1983 (3 2B, 3 3B)
Games with an Extra Base Hit	8	Danny Tartabull, June 25-July 3, 1991 (3 2B, 5 HR)
Times Reaching First Base	11 (4x)	Amos Otis, April 30-May 2, 1970 (8 hits, 3 walks)
		Steve Braun, Aug. 7-17, 1978 (5 hits, 6 walks)
		Joe Randa, June 8-12, 1999 (10 hits, 1 walk)
		Adalberto Mondesi, Sept. 24-26, 2020 (9 hits, 2 walks)
Times Leading off Game with a Hit	10	Johnny Damon, April 26-May 7, 2000 (ML record)
Games With a Run Scored	14	Johnny Damon, Aug. 5-19, 2000
Games, RBI:		
Two Games	11	Mike Moustakas, Sept. 11-12, 2015
Three Games	13	Raúl Ibañez, July 14-15, 2002
Games with an RBI	13	Mike Sweeney, June 23-July 4, 1999 (total 19 RBI)
Games with a Home Run	5	Mike Sweeney, June 25-29, 2002
At Bats with a Home Run	4	Bo Jackson, July 17, 1990 at N.Y. Yankees (3 at bats) and
		Aug. 26, 1990 vs. Seattle (1st at bat)
Games with a Walk	14 (2x)	John Mayberry, July 2-16, 1973 (22 walks)
		Jeff King, April 17-May 14, 1997 (20 walks)
Games without an unintentional walk	65	Tony Peña, May 6-July 25, 2007 (244 plate appearances)
Walks	6	Terry Shumpert, Aug. 28-31, 1991
Games with a Strikeout	22	Mark Teahen, June 16-July 14, 2007
Strikeouts	9 (plate appearances)	Steve Balboni, Aug. 20-23, 1984
		Bo Jackson, Sept. 16-19, 1988
	11 (official at bats)	Steve Balboni, Aug. 20-24, 1984
Pinch Hits	5	Richie Scheinblum, May 30-June 7, 1972
Games, RBI, Pinch Hitting	4 (2x)	Richie Scheinblum, June 1-7, 1972 (5 RBI)
		Dave McCarty, July 9-Aug. 5, 2000 (5 RBI)
Games Reaching Base, Pinch Hitting	7	Ed Kirkpatrick (5 H, 3 BB), May 14-Aug. 7, 1971

CONSECUTIVE RECORDS (CONT.)

INDIVIDUAL PITCHING

Winning Decisions, Starter	11	Rich Gale, June 17-Aug. 23, 1980
Winning Decisions, Reliever	12	Doug Bird, Sept. 1, 1975-July 28, 1977
Losing Decisions	10	Tom Gordon, Aug. 22, 1991-May 24, 1992
Losing Decisions, Starter	9 (3x)	Jeff Suppan, July 23-Sept. 18, 2002
		Brian Anderson, April 25-July 19, 2004
		Brian Bannister, June 29-Sept. 9, 2008
Losing Starts	9 (3x)	Jeff Suppan, July 23-Sept. 18, 2002
		Brian Anderson, April 25-July 19, 2004
		Brian Bannister, June 29-Sept. 9, 2008
Complete Games	7 (2x)	Dick Drago, July 15-Aug. 13, 1971
		Dennis Leonard, Sept. 3-Oct. 2, 1977
Games in Relief	6	Ted Abernathy, Sept. 13 (1st game)-20, 1970
Games Started and Won vs. One Club	9	Paul Splittorff vs. Chicago White Sox, April 14, 1973-July 3, 1974
Decisions Won vs. One Club	10	Larry Gura vs. Toronto, May 1, 1977-July 20, 1982
Complete Games vs. One Club	5	Dick Drago vs. California, April 6-Sept. 21, 1971
Hitless Innings	16	Steve Busby, June 14-24, 1974 (3 games)
Shutout Games	3	David Cone, May 11-22, 1994 (vs. MIN, 9-0; at SEA, 4-0; at CAL, 4-0)
Scoreless Innings, Starter	38.0	Zack Greinke, Sept. 18, 2008-April 24, 2009
Scoreless Innings, Reliever	31.2	Wade Davis, June 27-Sept. 15, 2014
Scoreless Innings vs. One Club	29.0	Paul Splittorff vs. Chicago White Sox, Sept. 11, 1972-July 31, 1973
Innings, No Earned Runs	43.0	Zack Greinke, Sept. 18, 2008-April 24, 2009
Innings, No Home Runs	133.1	Mark Gubicza, Sept. 21, 1988-June 7, 1989
Innings, No Home Runs, Relief	125.2	Wade Davis, Sept. 4, 2013-July 28, 2015
Innings, No Walks Issued	44.1	Doug Bird, May 28-July 1, 1976
Home Runs Off	3 (7x)	Dennis Leonard at Oakland, June 19, 1979
		Brad Rigby vs. Minnesota, April 9, 2000
		Dan Murray vs. Oakland, June 16, 2000
		Chad Durbin at Oakland, June 23, 2000
		Zack Greinke at Seattle, Aug. 27, 2004
		Sean O'Sullivan at Texas, May 28, 2011
Strikeouts	8	Blake Stein at Milwaukee, June 17, 2001 (tied A.L. record)
Batters Retired	33	Steve Busby at Milwaukee, June 19, 1974 (last 24 batters)
		vs. Chicago White Sox, June 24, 1974 (first 9 batters) (AL record)
Batters Retired, Start of Game	24	Jorge López at Minnesota, Sept. 8, 2018
Batters Faced Without Allowing a Hit	54	Steve Busby, June 14-24, 1974 (51 outs, 3 walks in 3-game period)
Relief App. Striking Out At Least 1 Batter	32	Jeff Montgomery, June 18-Sept. 5, 1989

INDIVIDUAL FIELDING

Games No Errors:		
First Baseman	120	Eric Hosmer, Aug. 15, 2016-July 3, 2017
Second Baseman	77	Mark Grudzielanek, April 3, 2006-July 8, 2006
Shortstop	60	Rey Sánchez, April 21-July 8, 2000
Third Baseman	75	Joe Randa, Sept. 8, 2002-June 19, 2003
Outfielder	24.0	David DeJesus, Sept. 16, 2008-July 22, 2010
Catcher	64	Ed Kirkpatrick, April 30-July 29, 1972
Pitcher	125	Al Fitzmorris, June 21, 1971-July 3, 1975
Innings Making Double Plays		
First Baseman	4 (2x)	Latest: Billy Butler vs. Toronto, April 30, 2009
Second Baseman	4	Frank White vs. California (1st game), Sept. 10, 1983
Shortstop	3 (5x)	1st: Alcides Escobar at L.A. Angels, June 12, 2011
Third Baseman	3	Paul Schaal vs. Cleveland, April 25, 1971
Games As Part Of Double Plays:		
First Baseman	14	Steve Balboni, May 10-24, 1985
Second Baseman	10	Fred Patek, May 17-29, 1973
Shortstop	10	Angel Berroa, June 7-17, 2006
Putouts, Game, Outfielder	5 (2x)	Willie Wilson vs. Texas, May 14, 1982
		Michael Tucker vs. Tampa Bay, Aug. 2, 2003

WINNING/LOSING STREAKS

WINS-ALL GAMES

Length	Year	Details
16	1977	Aug. 31 (vs. Texas) - Sept. 15 (vs. Oakland), snapped: Sept. 16 (loss vs. Seattle)
14	1994	July 23 (at Detroit) - Aug. 5 (vs. Seattle), snapped: Aug. 6 (loss vs. Seattle)
10	1977	Aug. 17 (at Cleveland) - Aug. 26 (at Baltimore), snapped: Aug. 27 (loss at Baltimore)
	1978	July 14 (at Milwaukee) - July 24 (vs. N.Y. Yankees), snapped: July 25 (loss vs. N.Y. Yankees)
	2014	June 7 (vs. N.Y. Yankees) - June 18 (at Detroit), snapped: June 19 (loss at Detroit)
9	1989	Aug. 15 (at Chicago White Sox) - Aug. 23 (vs. California), snapped: Aug. 24 (loss vs. California)
	2002	July 13 (vs. Anaheim) - July 20 (1st game, vs. Cleveland), snapped: July 20 (2nd game, loss vs. Cleveland)
	2003	March 31 (vs. Chicago White Sox) - April 12 (at Cleveland), snapped: April 13 (loss at Cleveland)
	2013	July 23 (vs. Baltimore) - Aug. 1 (at Minnesota), snapped: Aug. 2 (loss at N.Y. Mets)
	2016	Aug. 14 (at Minnesota) - Aug. 23 (at Miami), snapped: Aug. 24 (loss at Miami)
	2017	July 19 (vs. Detroit) - July 28 (at Boston), snapped: July 29 (loss at Boston)

LOSSES-ALL GAMES

Length	Year	Details
19	2005	July 28 (at Tampa Bay) - Aug. 19 (at Oakland), snapped: Aug. 20 (win at Oakland)
13	2006	May 12 (at Baltimore) - May 25 (vs. Detroit), snapped: May 26 (win at N.Y. Yankees)
12	1997	June 28 (vs. Milwaukee) - July 13 (vs. Chicago White Sox), snapped: July 14 (win vs. Milwaukee)
	2008	May 19 (at Boston) - May 30 (vs. Cleveland), snapped: May 31 (win vs. Cleveland)
	2012	April 11 (at Oakland) - April 24 (at Cleveland), snapped: April 25 (win at Cleveland)
11	1986	June 27 (at Minnesota) - July 8 (vs. Baltimore), snapped: July 9 (win vs. Baltimore)
	2006	April 9 (vs. Chicago White Sox) - April 21 (vs. Cleveland), snapped April 22 (win vs. Cleveland)
10	1991-92	Oct. 4 (at California) - April 13 (vs. Oakland), snapped: April 14 (win vs. Oakland)
	2009	July 10 (at Boston) - July 24 (vs. Texas), snapped: July 25 (win vs. Texas)
	2018	June 29 (at Seattle) - July 9 (at Minnesota), snapped: July 10 (win at Minnesota)
	2019	March 31 (vs. Chicago White Sox) - April 11 (vs. Seattle), snapped: April 12 (win vs. Cleveland)

WINS-HOME GAMES

Length	Year	Details
13	1977	July 10 (vs. Oakland) - Aug. 7 (vs. Chicago White Sox), snapped: Aug. 8, 1st game (loss vs. California)
	1994	July 17 (vs. Detroit) - Aug. 5 (vs. Seattle), snapped: Aug. 6 (loss vs. Seattle)
12	2002-03	Sept. 26 (vs. Detroit) - May 5 (vs. Boston), snapped: May 6 (loss vs. Boston)
9	1977	Aug. 31 (vs. Texas) - Sept. 15, 2nd game (vs. Oakland), snapped: Sept. 16 (loss vs. Seattle)
	1978	July 7 (vs. Baltimore) - July 24 (vs. N.Y. Yankees), snapped: July 25 (loss vs. N.Y. Yankees)
	1985	Aug. 26 (vs. Texas) - Sept. 8 (vs. Milwaukee), snapped: Sept. 16 (loss vs. Seattle)
	1987	May 2 (vs. Cleveland) - May 19 (vs. Boston), snapped: May 20 (loss vs. Boston)
	1988	May 28 (vs. Texas) - June 8 (vs. Oakland), snapped: June 17 (loss vs. California)
	1991	July 20 (vs. Detroit) - Aug. 9 (vs. Cleveland), snapped: Aug. 10 (loss vs. Cleveland)
	2002	July 13 (vs. Anaheim) - July 20 (1st game, vs. Cleveland), snapped: July 20 (2nd game, loss vs. Cleveland)
	2016	May 27 (vs. Chicago White Sox) - June 15 (vs. Cleveland), snapped: June 16 (loss vs. Cleveland)

LOSSES-HOME GAMES

Length	Year	Details
11	2011-12	Sept. 21 (vs. Detroit) - April 23 (vs. Toronto), snapped: May 3 (win vs. N.Y. Yankees)
	2013	May 6 (vs. Chicago White Sox) - June 4 (vs. Minnesota), snapped: June 5 (win vs. Minnesota)
10	2018	April 10 (vs. Seattle) - April 28 (Game 1 vs. Chicago White Sox), snapped: April 28 (Game 2, win vs. Chicago White Sox)
9	2005	Aug. 5 (vs. Oakland) - Aug. 23 (vs. Boston), snapped: Aug. 24 (win vs. Boston)
	2006	May 19 (vs. St. Louis) - June 7 (vs. Texas), snapped: June 8 (win vs. Texas)
	2018	June 3 (vs. Oakland) - June 20 (vs. Texas), snapped: June 25 (win vs. L.A. Angels)
8	1970	April 10 (vs. California) - April 29 (vs. Detroit), snapped: April 30 (win vs. Detroit)
	1974	Aug. 28 (vs. Cleveland) - Sept. 5 (vs. Minnesota), snapped: Sept. 7 (win vs. Minnesota)
	1991	June 22 (vs. Baltimore) - July 6 (vs. Oakland), snapped: July 7 (win vs. Oakland)
	2002	Aug. 26 (vs. Oakland) - Sept. 10 (vs. Chicago White Sox), snapped: Sept. 1 (win vs. Chicago White Sox)

WINS-ROAD GAMES

Length	Year	Details
11	1977	Sept. 5 (at Seattle) - Sept. 25, 2nd game (at California), snapped: Sept. 26 (loss at Oakland)
8	1975	Sept. 1, 2nd game (at Chicago White Sox) - Sept. 7 (at California), snapped: Sept. 8 (loss at Oakland)
	1980	Aug. 10 (at Toronto) - Sept. 5 (at Cleveland), snapped: Sept. 6 (loss at Cleveland)
	2008	Sept. 13, 1st game (at Cleveland) - Sept. 27 (at Minnesota), snapped: Sept. 28 (loss at Minnesota)
	2014	June 2 (at St. Louis) - June 18 (at Detroit), snapped: June 19 (loss at Detroit)
7	1973	April 7 (at California) - April 28 (at Detroit), snapped: April 29 (loss at Detroit)
	1976-77	Sept. 29 (at Oakland) - April 24, 1st game (at Seattle), snapped: April 24, 2nd game (at Seattle)
	1989	Aug. 15 (at Chicago White Sox) - Sept. 1 (at Texas), snapped: Sept. 2 (loss at Texas)

LOSSES-ROAD GAMES

Length	Year	Details
13	2005-06	Oct. 2 (at Toronto) - May 3 (at Minnesota), snapped: May 4 (win at Minnesota)
12	1991-92	Sept. 25 (at Oakland) - April 25 (at Toronto), snapped: April 26 (win at Toronto)
	1997	June 23 (at Chicago White Sox) - July 18 (at Seattle), snapped: July 19 (win at Seattle)
	2005	July 21 (at Cleveland) - Aug. 19 (at Oakland), snapped: Aug. 20 (win at Oakland)
11	2008	May 19 (at Boston) - June 5 (at Chicago White Sox), snapped: June 6 (win at N.Y. Yankees)
10	1986	June 18 (at Oakland) - July 6 (at Cleveland), snapped: July 21 (win at Baltimore)
	2002	July 7 (at Oakland) - Aug. 4 (at Minnesota), snapped: Aug. 5 (win at Minnesota)
9	1999	Aug. 20 (at Tampa Bay) - Sept. 1 (at Boston), snapped: Sept. 2 (win at Boston)
	2000	April 14 (at N.Y. Yankees) - April 23 (at Seattle), snapped: May 8 (win at Detroit)
	2005	May 9 (at Toronto) - May 29 (at L.A. Angels), snapped: June 7 (win at San Francisco)
	2016	May 25 (at Minnesota) - June 10 (at Chicago White Sox), snapped: June 11 (win at Chicago White Sox)

TOP 10 BATTING - SEASON

GAMES PLAYED

1.	162+	Whit Merrifield	2019
	162+	Jorge Soler	2019
	162+	Alcides Escobar	2017
	162+	Eric Hosmer	2017
	162+	Alcides Escobar	2016
	162+	Alcides Escobar	2014
	162+	Billy Butler	2013
	162+	Carlos Beltrán	2002
	162+	Hal McRae	1977
	162+	Al Cowens	1977

AT-BATS

1.	705*	Willie Wilson	1980
2.	681*	Whit Merrifield	2019
3.	663	Carlos Beltrán	1999
4.	658	Melky Cabrera	2011
5.	655	Johnny Damon	2000
6.	645	George Brett	1979
	645*	George Brett	1976
8.	642	Alex Gordon	2012
	642	Johnny Damon	1998
10.	641	Kevin Seitzer	1987
	641	Hal McRae	1977

RUNS SCORED

1.	136*	Johnny Damon	2000
2.	133*	Willie Wilson	1980
3.	119	George Brett	1979
4.	114	Carlos Beltrán	2002
5.	113	Willie Wilson	1979
6.	112	Carlos Beltrán	1999
7.	108	George Brett	1985
8.	107	Jermaine Dye	2000
9.	106	Carlos Beltrán	2001
10.	105	Whit Merrifield	2019
	105	Mike Sweeney	2000
	105	Kevin Seitzer	1987
	105	George Brett	1977

HITS

1.	230*	Willie Wilson	1980
2.	215*	George Brett	1976
3.	214	Johnny Damon	2000
4.	212*	George Brett	1979
5.	207+	Kevin Seitzer	1987
6.	206*	Whit Merrifield	2019
	206	Mike Sweeney	2000
8.	201	Melky Cabrera	2011
9.	197	Joe Randa	1999
10.	195*	George Brett	1975

DOUBLES

1.	54	Hal McRae	1977
2.	51*	Alex Gordon	2012
	51	Billy Butler	2009
4.	47	Jeff Francoeur	2011
5.	46	Mike Sweeney	2001
	46+	Hal McRae	1982
7.	45	Alex Gordon	2011
	45	Billy Butler	2010
	45+	George Brett	1990
	45	Frank White	1982
	45*	George Brett	1978

TRIPLES

1.	21*	Willie Wilson	1985
2.	20*	George Brett	1979
3.	15*	Willie Wilson	1987
	15*	Willie Wilson	1982
	15+	Willie Wilson	1980
6.	14	Al Cowens	1977
	14*	George Brett	1976
8.	13*	José Offerman	1998
	13	Willie Wilson	1979
	13	George Brett	1977
	13+	George Brett	1975

HOME RUNS

1.	48*	Jorge Soler	2019
2.	38	Mike Moustakas	2017
3.	36	Steve Balboni	1985
4.	35	Gary Gaetti	1995
5.	34	Dean Palmer	1998
	34	Danny Tartabull	1987
	34	John Mayberry	1975
8.	33	Jermaine Dye	2000
9.	32	Bo Jackson	1989
10.	31	Danny Tartabull	1991

RUNS BATTED IN

1.	144	Mike Sweeney	2000
2.	133*	Hal McRae	1982
3.	119	Jermaine Dye	1999
	119	Dean Palmer	1998
5.	118	Jermaine Dye	2000
	118	George Brett	1980
7.	117	Jorge Soler	2019
8.	112	Jeff King	1997
	112	George Brett	1985
	112	Darrell Porter	1979
	112	Al Cowens	1977

BATTING AVERAGE

1.	.390*	George Brett	1980
2.	.340	Mike Sweeney	2002
3.	.335	George Brett	1985
4.	.333	Mike Sweeney	2000
	.333*	George Brett	1976
6.	.332	Hal McRae	1976
7.	.332*	Willie Wilson	1982
8.	.329*	George Brett	1990
9.	.329	George Brett	1979
10.	.327	Johnny Damon	2000

WALKS

1.	122*	John Mayberry	1973
2.	121*	Darrell Porter	1979
3.	119*	John Mayberry	1975
4.	103	George Brett	1985
	103	Paul Schaal	1971
6.	102	Kevin Seitzer	1989
7.	89	José Offerman	1998
	89	Jeff King	1997
9.	85	Chili Davis	1997
10.	84	Mike Fiore	1969

TOP 10 BATTING - SEASON (CONT.)

STRIKEOUTS

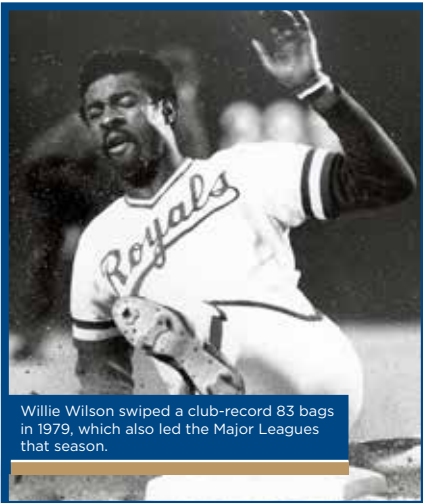
1.	178*	Jorge Soler	2019
2.	172*	Bo Jackson	1989
3.	166*	Steve Balboni	1985
4.	158	Bo Jackson	1987
5.	148	Hunter Dozier	2019
	148	Alex Gordon	2016
7.	146	Bo Jackson	1988
	146	Steve Balboni	1986
9.	141	Alex Gordon	2013
10.	140	Alex Gordon	2012

HIT BY PITCH

1.	23*	David DeJesus	2007
2.	19*	Alex Gordon	2019
3.	18	Angel Berroa	2003
	18*	Mike Macfarlane	1994
5.	16	Sal Fasano	1998
	16	Mike Macfarlane	1993
7.	15+	Mike Sweeney	2000
	15+	Mike Macfarlane	1992
9.	14	Angel Berroa	2005
	14	Keith Miller	1992
	14	Alex Gordon	2017
	14	Alex Gordon	2015

STOLEN BASES

1.	83*	Willie Wilson	1979
2.	79	Willie Wilson	1980
3.	66	Tom Goodwin	1996
4.	59	Willie Wilson	1987
	59	Willie Wilson	1983
6.	53+	Fred Patek	1977
7.	52*	Amos Otis	1971
8.	51	Fred Patek	1976
9.	50	Tom Goodwin	1995
	50	Vince Coleman	1994



Willie Wilson swiped a club-record 83 bags in 1979, which also led the Major Leagues that season.

TOTAL BASES

1.	363	George Brett	1979
2.	337	Jermaine Dye	2000
3.	335	Jorge Soler	2019
4.	332	Hal McRae	1982
5.	330	Hal McRae	1978
6.	324	Johnny Damon	2000
7.	323	Mike Sweeney	2000
8.	322	George Brett	1985
9.	320	Jermaine Dye	1999
10.	319	Carlos Beltrán	2002

EXTRA-BASE HITS

1.	86*	Hal McRae	1977
2.	85*	George Brett	1979
3.	82*	Jorge Soler	2019
4.	81	Hal McRae	1982
5.	80	Carlos Beltrán	2002
6.	79	Jermaine Dye	1999
7.	76	Jermaine Dye	2000
8.	75	Mike Sweeney	2001
9.	73	Billy Butler	2009
	73	George Brett	1985
	73	John Mayberry	1975

SLUGGING PERCENTAGE

1.	.664*	George Brett	1980
2.	.599	Bob Hamelin	1994
3.	.593*	Danny Tartabull	1991
4.	.585*	George Brett	1985
5.	.569	Jorge Soler	2019
6.	.563	George Brett	1979
7.	.563	Mike Sweeney	2002
8.	.563*	George Brett	1983
9.	.561	Jermaine Dye	2000
10.	.547	John Mayberry	1975

ON-BASE PERCENTAGE

1.	.454	George Brett	1980
2.	.436	George Brett	1985
3.	.421	Darrell Porter	1979
4.	.417*	John Mayberry	1973
5.	.417	Mike Sweeney	2002
6.	.416	John Mayberry	1975
7.	.407	Mike Sweeney	2000
8.	.407*	Hal McRae	1976
9.	.403	Jose Offerman	1998
10.	.401	George Brett	1986

ON-BASE PLUS SLUGGING (OPS)

1.	1.118*	George Brett	1980
2.	1.022*	George Brett	1985
3.	.990	Danny Tartabull	1991
4.	.987	Bob Hamelin	1994
5.	.979	Mike Sweeney	2002
6.	.963	John Mayberry	1975
7.	.951	Jermaine Dye	2000
8.	.947*	George Brett	1983
9.	.939	George Brett	1979
10.	.931	Danny Tartabull	1987

* - League Leader
 + - Tied for League Lead
Current Royals in BOLD

TOP 10 BATTING - CAREER

GAMES PLAYED

1.	2707	George Brett	1973-93
2.	2324	Frank White	1973-90
3.	1891	Amos Otis	1970-83
4.	1837	Hal McRae	1973-87
5.	1787	Willie Wilson	1976-90
6.	1753	Alex Gordon	2007-20
7.	1282	Mike Sweeney	1995-2007
8.	1245	Fred Patek	1971-79
	1245	Alcides Escobar	2011-18
10.	1166	Billy Butler	2007-14

AT BATS

1.	10,349	George Brett	1973-93
2.	7859	Frank White	1973-90
3.	7050	Amos Otis	1970-83
4.	6799	Willie Wilson	1976-90
5.	6568	Hal McRae	1973-87
6.	6391	Alex Gordon	2007-20
7.	4672	Alcides Escobar	2011-18
8.	4669	Mike Sweeney	1995-2007
9.	4317	Billy Butler	2007-14
10.	4305	Fred Patek	1971-79

RUNS SCORED

1.	1583	George Brett	1973-93
2.	1074	Amos Otis	1970-83
3.	1060	Willie Wilson	1976-90
4.	912	Frank White	1973-90
5.	873	Hal McRae	1973-87
6.	867	Alex Gordon	2007-20
7.	700	Mike Sweeney	1995-2007
8.	571	Fred Patek	1971-79
9.	547	Eric Hosmer	2011-17
10.	546	Carlos Beltrán	1998-2004

HITS

1.	3154	George Brett	1973-93
2.	2006	Frank White	1973-90
3.	1977	Amos Otis	1970-83
4.	1968	Willie Wilson	1976-90
5.	1924	Hal McRae	1973-87
6.	1643	Alex Gordon	2007-20
7.	1398	Mike Sweeney	1995-2007
8.	1273	Billy Butler	2007-14
9.	1208	Alcides Escobar	2011-18
10.	1132	Eric Hosmer	2011-17

DOUBLES

1.	665	George Brett	1973-93
2.	449	Hal McRae	1973-87
3.	407	Frank White	1973-90
4.	365	Amos Otis	1970-83
5.	357	Alex Gordon	2007-20
6.	297	Mike Sweeney	1995-2007
7.	276	Billy Butler	2007-14
8.	241	Willie Wilson	1976-90
9.	223	Joe Randa	1995-96, 1999-2004
10.	207	Alcides Escobar	2011-18

TRIPLES

1.	137	George Brett	1973-93
2.	133	Willie Wilson	1976-90
3.	65	Amos Otis	1970-83
4.	63	Hal McRae	1973-87
5.	58	Frank White	1973-90
6.	47	Johnny Damon	1995-2000
7.	45	Carlos Beltrán	1998-2004
		David DeJesus	2003-10
9.	44	Al Cowens	1974-79
10.	43	Alcides Escobar	2011-18

HOME RUNS

1.	317	George Brett	1973-93
2.	197	Mike Sweeney	1995-2007
3.	190	Alex Gordon	2007-20
4.	193	Amos Otis	1970-83
5.	169	Hal McRae	1973-87
6.	160	Frank White	1973-90
7.	152	Salvador Perez	2011-20
8.	143	John Mayberry	1972-77
9.	139	Mike Moustakas	2011-18
10.	127	Billy Butler	2007-14
	127	Eric Hosmer	2011-17

RUNS BATTED IN

1.	1596	George Brett	1973-93
2.	1012	Hal McRae	1973-87
3.	992	Amos Otis	1970-83
4.	886	Frank White	1973-90
5.	837	Mike Sweeney	1995-2007
6.	749	Alex Gordon	2007-20
7.	628	Billy Butler	2007-14
8.	566	Eric Hosmer	2011-17
9.	552	John Mayberry	1972-77
10.	535	Salvador Perez	2011-20

BATTING AVERAGE

1.	.305	George Brett	1973-93
2.	.299	Mike Sweeney	1995-2007
3.	.295	Whit Merrifield	2016-20
4.	.295	Billy Butler	2007-14
5.	.294	Kevin Seitzer	1986-91
6.	.293	Wally Joyner	1992-95
7.	.293	Hal McRae	1973-87
8.	.292	Johnny Damon	1995-2000
9.	.290	Danny Tartabull	1987-91
10.	.289	Willie Wilson	1976-90

WALKS

1.	1096	George Brett	1973-93
2.	739	Amos Otis	1970-83
3.	684	Alex Gordon	2007-20
4.	616	Hal McRae	1973-87
5.	561	John Mayberry	1972-77
6.	484	Mike Sweeney	1995-2007
7.	427	Billy Butler	2007-14
8.	413	Fred Patek	1971-79
9.	412	Frank White	1973-90
10.	369	Kevin Seitzer	1987-91

TOP 10 BATTING - CAREER (CONT.)

STRIKEOUTS

1.	1535	Alex Gordon	2007-20
2.	1035	Frank White	1973-90
3.	990	Willie Wilson	1976-90
4.	953	Amos Otis	1970-83
5.	908	George Brett	1973-93
6.	714	Eric Hosmer	2011-17
7.	697	Hal McRae	1973-87
	697	Billy Butler	2007-14
9.	687	Alcides Escobar	2011-18
10.	638	Bo Jackson	1986-90

HIT BY PITCH

1.	121	Alex Gordon	2007-20
2.	78	Mike Macfarlane	1987-94, 1996-98
3.	74	Hal McRae	1973-87
4.	71	David DeJesus	2003-10
5.	66	Mike Sweeney	1995-2007
6.	54	Willie Wilson	1976-90
7.	49	Angel Berroa	2001-07
8.	41	Alcides Escobar	2011-18
9.	40	Salvador Perez	2011-20
10.	38	Joe Randa	1995-96, 1999-2003

STOLEN BASES

1.	612	Willie Wilson	1976-90
2.	340	Amos Otis	1970-83
3.	336	Fred Patek	1971-79
4.	201	George Brett	1973-93
5.	178	Frank White	1973-90
6.	176	Jarrod Dyson	2010-16
7.	164	Carlos Beltrán	1998-04
8.	160	Alcides Escobar	2011-18
9.	156	Johnny Damon	1995-00
10.	150	Tom Goodwin	1994-97

TOTAL BASES

1.	5044	George Brett	1973-93
2.	3051	Amos Otis	1970-83
3.	3009	Frank White	1973-90
4.	3006	Hal McRae	1973-87
5.	2622	Alex Gordon	2007-20
6.	2595	Willie Wilson	1976-90
7.	2296	Mike Sweeney	1995-07
8.	1938	Billy Butler	2007-14
9.	1751	Eric Hosmer	2011-17
10.	1657	Salvador Perez	2011-20

EXTRA-BASE HITS

1.	1119	George Brett	1973-93
2.	681	Hal McRae	1973-87
3.	625	Frank White	1973-90
4.	623	Amos Otis	1970-83
5.	573	Alex Gordon	2007-20
6.	499	Mike Sweeney	1995-07
7.	414	Willie Wilson	1976-90
8.	407	Billy Butler	2007-14
9.	351	Salvador Perez	2011-20
10.	349	Eric Hosmer	2011-17

SLUGGING PERCENTAGE

1.	.518	Danny Tartabull	1987-91
2.	.492	Mike Sweeney	1995-2007
3.	.487	George Brett	1973-93
4.	.483	Carlos Beltrán	1998-2004
5.	.480	Bo Jackson	1986-90
6.	.477	Jermaine Dye	1997-2001
7.	.469	Willie Aikens	1980-83
8.	.459	Steve Balboni	1984-88
9.	.458	Hal McRae	1973-87
10.	.449	Billy Butler	2007-14
	.449	Salvador Perez	2011-20

ON-BASE PERCENTAGE

1.	.380	Kevin Seitzer	1986-91
2.	.376	Danny Tartabull	1987-91
3.	.375	Darrell Porter	1977-80
4.	.374	John Mayberry	1972-77
5.	.371	Wally Joyner	1992-95
6.	.369	Mike Sweeney	1995-2007
7.	.369	George Brett	1973-93
8.	.362	Willie Aikens	1980-83
9.	.360	David DeJesus	2003-10
10.	.360	Paul Schaal	1969-74

ON-BASE PLUS SLUGGING (OPS)

1.	.894	Danny Tartabull	1987-91
2.	.861	Mike Sweeney	1995-07
3.	.857	George Brett	1973-93
4.	.835	Carlos Beltrán	1998-2004
5.	.830	Willie Aikens	1980-83
6.	.822	John Mayberry	1972-77
7.	.820	Jermaine Dye	1997-01
8.	.814	Hal McRae	1973-87
9.	.809	Darrell Porter	1977-80
10.	.808	Billy Butler	2007-14

INTENTIONAL WALKS

1.	229	George Brett	1973-93
2.	73	John Mayberry	1972-77
3.	65	Hal McRae	1973-87
4.	59	Mike Sweeney	1995-2007
5.	54	Billy Butler	2007-14

INSIDE-THE-PARK HOME RUNS

1.	13	Willie Wilson	1976-90
2.	7	George Brett	1973-93
3.	6	Amos Otis	1970-83
4.	5	Brian McRae	1990-94
5.	3	Danny Tartabull	1987-91
	3	Frank White	1973-90
	3	John Wathan	1976-85
	3	David DeJesus	2003-10

GRAND SLAMS

1.	6	Frank White	1973-90
2.	5	Danny Tartabull	1987-91
3.	4	Carlos Beltrán	1998-04
4.	4	Alex Gordon	2007-20
	3	Salvador Perez	2011-20
	3	Jermaine Dye	1997-01
	3	Johnny Damon	1995-20
	3	Mike Macfarlane	1987-94, 96-98
	3	Mike Sweeney	1995-07
	3	Yuniesky Betancourt	2009-10, 2012

TOP 10 PITCHING - SEASON

ERA

1.	2.08	Roger Nelson	1972
2.	2.16*	Zack Greinke	2009
3.	2.16*	Bret Saberhagen	1989
4.	2.46	Kevin Appier	1992
5.	2.56*	Kevin Appier	1993
6.	2.69	Charlie Leibrandt	1985
7.	2.70	Mark Gubicza	1988
8.	2.71	Mike Hedlund	1971
9.	2.72	Larry Gura	1978
10.	2.72	Larry Gura	1981

WINS

1.	23*	Bret Saberhagen	1989
2.	22	Steve Busby	1974
3.	21	Dennis Leonard	1978
4.	20	Mark Gubicza	1988
	20	Bret Saberhagen	1985
	20	Dennis Leonard	1980
	20*	Dennis Leonard	1977
	20	Paul Splittorff	1973
9.	19	Paul Splittorff	1978
10.	18+	Jason Vargas	2017
	18	Kevin Appier	1993
	18	Bret Saberhagen	1987
	18	Larry Gura	1982
	18	Larry Gura	1980
	18	Jim Colburn	1977
	18	Steve Busby	1975

WIN-LOSS PERCENTAGE (15+ DECISIONS)

1.	.800	Danny Duffy (12-3)	2016
	.800	Larry Gura (16-4)	1978
3.	.793*	Bret Saberhagen (23-6)	1989
4.	.769	Bret Saberhagen (20-6)	1985
5.	.762	David Cone (16-5)	1994
6.	.733	Doug Bird (11-4)	1977
7.	.727	Paul Splittorff (16-6)	1977
8.	.714	Mark Gubicza (20-8)	1988
9.	.692	Kevin Appier (18-8)	1993
10.	.684	Al Fitzmorris (13-6)	1974

LOSSES

1.	19	Darrell May	2004
	19	Paul Splittorff	1974
3.	18	Mark Gubicza	1987
	18	Danny Jackson	1987
	18+	Larry Gura	1983
6.	17	Zack Greinke	2005
	17	Paul Splittorff	1979
	17	Dennis Leonard	1978
	17	Dick Drago	1972
10.	16	Eight tied (last: Luke Hochevar, 2012)	

SHUTOUTS

1.	6	Roger Nelson	1972
2.	5+	Dennis Leonard	1979
	5	Dennis Leonard	1977
4.	4	Eight tied (last: Bret Saberhagen, 1989)	

GAMES STARTED

1.	40+	Dennis Leonard	1978
2.	38*	Dennis Leonard	1980
	38	Paul Splittorff	1978
	38	Steve Busby	1974
	38	Paul Splittorff	1973
6.	37	Larry Gura	1982
	37	Dennis Leonard	1977
	37	Paul Splittorff	1977
	37	Steve Busby	1973
10.	36	Mark Gubicza	1989
	36	Larry Gura	1980
	36	Paul Splittorff	1974

APPEARANCES

1.	84*	Dan Quisenberry	1985
2.	79+	Peter Moylan	2017
3.	76	Kelvin Herrera	2012
	76	Jason Grimsley	2003
5.	75*	Dan Quisenberry	1980
6.	74	Jimmy Gobble	2007
7.	73	Aaron Crow	2012
	73	Jason Grimsley	2001
	73	Scott Service	1998
	73	Jeff Montgomery	1990

COMPLETE GAMES

1.	21	Dennis Leonard	1977
2.	20	Dennis Leonard	1978
	20	Steve Busby	1974
4.	18	Steve Busby	1975
5.	16	Larry Gura	1980
	16	Dennis Leonard	1976
7.	15	Bret Saberhagen	1987
	15	Dick Drago	1971
9.	13	Paul Splittorff	1981
10.	12	Five tied (last: Bret Saberhagen*, 1989)	

SAVES

1.	47	Greg Holland	2013
2.	46	Greg Holland	2014
3.	45+	Jeff Montgomery	1993
	45*	Dan Quisenberry	1983
5.	44*	Dan Quisenberry	1984
6.	43	Joakim Soria	2010
7.	42	Joakim Soria	2008
8.	39	Jeff Montgomery	1992
9.	37*	Dan Quisenberry	1985
10.	36	Jeff Montgomery	1998

INNINGS PITCHED

1.	294.2	Dennis Leonard	1978
2.	292.2	Dennis Leonard	1977
3.	292.1	Steve Busby	1974
4.	283.1	Larry Gura	1980
5.	280.1	Dennis Leonard	1980
6.	269.2	Mark Gubicza	1988
7.	262.1*	Bret Saberhagen	1989
8.	262.0	Paul Splittorff	1978
	262.0	Paul Splittorff	1973
10.	260.2	Bret Saberhagen	1988

TOP 10 PITCHING - SEASON (CONT.)

STRIKEOUTS

1.	244	Dennis Leonard	1977
2.	242	Zack Greinke	2009
3.	207	Kevin Appier	1996
4.	206	Bob Johnson	1970
5.	198	Steve Busby	1974
6.	196	James Shields	2013
	196	Kevin Appier	1997
8.	193	Bret Saberhagen	1989
9.	191	David Cone	1993
10.	188	Danny Duffy	2016

BASE RUNNERS PER 9 INNINGS

1.	7.89*	Roger Nelson	1972
2.	8.71*	Bret Saberhagen	1989
3.	9.30	Larry Gura	1981
4.	9.56*	Bret Saberhagen	1985
5.	9.81*	Zack Greinke	2009
6.	9.99	Kevin Appier	1994
7.	10.01	David Cone	1994
8.	10.03	Larry Gura	1978
9.	10.04	Bret Saberhagen	1991
10.	10.24	Kevin Appier	1992

HITS ALLOWED PER 9 INNINGS

1.	6.23	Roger Nelson	1972
2.	6.74	Tom Gordon	1989
3.	6.82	David Cone	1994
4.	6.90	Kevin Appier	1993
5.	6.93	Bruce Dal Canton	1974
6.	7.17	Bret Saberhagen	1989
7.	7.21	Kevin Appier	1992
8.	7.26	Larry Gura	1981
9.	7.26	David Cone	1993
10.	7.29	Kevin Appier	1995

WALKS PER 9 INNINGS

1.	1.41*	Doug Bird	1976
2.	1.45*	Bret Saberhagen	1985
3.	1.48	Bret Saberhagen	1989
4.	1.50	Paul Byrd	2002
5.	1.61	Roger Nelson	1972
6.	1.72	Dick Drago	1971
7.	1.74	James Shields	2014
8.	1.80*	Mark Gubicza	1994
9.	1.83	Larry Gura	1981
10.	1.83	Dennis Leonard	1981

HITS ALLOWED

1.	284	Steve Busby	1974
2.	283*	Dennis Leonard	1978
3.	279	Paul Splittorff	1973
4.	272	Larry Gura	1980
5.	271	Dennis Leonard	1980
	271*	Bret Saberhagen	1988
7.	267*	Chris Haney	1996
8.	262	Tim Belcher	1996
9.	252	Mark Gubicza	1989
	252	Paul Splittorff	1974
	252	Dick Drago	1973

WALKS+HITS PER INNINGS PITCHED (WHIP)

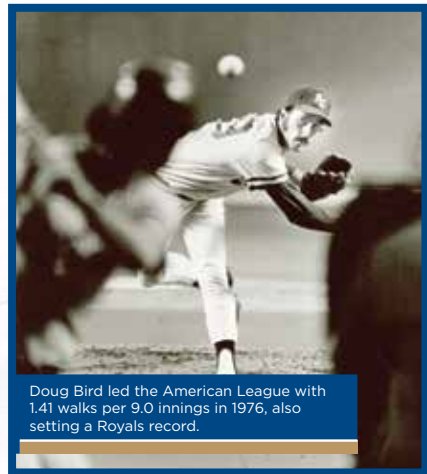
1.	0.87	Roger Nelson	1972
2.	0.96	Bret Saberhagen	1989
3.	1.01	Larry Gura	1981
4.	1.06	Bret Saberhagen	1985
5.	1.07	Bret Saberhagen	1991
6.	1.07	David Cone	1994
7.	1.07	Zack Greinke	2009
8.	1.10	Larry Gura	1978
9.	1.11	Kevin Appier	1993
10.	1.11	Dennis Leonard	1977

WALKS ALLOWED

1.	120	Mark Gubicza	1987
2.	114	David Cone	1993
3.	109	Danny Jackson	1987
4.	107	Pat Rapp	1998
5.	105	Steve Busby	1973
6.	102	Jim Rooker	1970
7.	100	Rich Gale	1978
8.	99	Tom Gordon	1990
	99	Rich Gale	1979
10.	94	Mac Suzuki	2000

HOME RUNS ALLOWED

1.	38	Darrell May	2004
2.	37*	Tim Belcher	1998
3.	36	Paul Byrd	2002
	36*	Jeff Suppan	2000
5.	34	Ian Kennedy	2017
6.	33	Ian Kennedy	2016
	33	Bruce Chen	2012
	33	Brian Anderson	2004
	33	Dennis Leonard	1979
10.	32	Jakob Junis	2018
		Jeff Suppan	2002



Doug Bird led the American League with 1.41 walks per 9.0 innings in 1976, also setting a Royals record.

*Led League

+Tied for league lead

Single Season ratios based on a minimum 162 innings pitched

TOP 10 PITCHING - CAREER

ERA

1.	2.55	Dan Quisenberry	1979-88
2.	3.05	Steve Farr	1985-90
3.	3.20	Jeff Montgomery	1988-99
4.	3.21	Bret Saberhagen	1984-91
5.	3.46	Al Fitzmorris	1969-76
6.	3.48	Marty Pattin	1974-80
7.	3.49	Kevin Appier	1989-99, 2003-2004
8.	3.52	Dick Drago	1969-73
9.	3.56	Doug Bird	1973-78
10.	3.60	Charlie Leibrandt	1984-89

WINS

1.	166	Paul Splittorff	1970-84
2.	144	Dennis Leonard	1974-86
3.	132	Mark Gubicza	1984-96
4.	115	Kevin Appier	1989-99, 2003-04
5.	111	Larry Gura	1976-85
6.	110	Bret Saberhagen	1984-91
7.	79	Tom Gordon	1988-95
8.	76	Charlie Leibrandt	1984-89
9.	70	Steve Busby	1972-80
	70	Al Fitzmorris	1969-76

WIN-LOSS PERCENTAGE

1.	.593	Al Fitzmorris (70-48)	1969-76
2.	.587	Larry Gura (111-78)	1976-85
3.	.586	Steve Farr (34-24)	1985-90
4.	.585	Bret Saberhagen (110-78)	1984-91
5.	.576	Doug Bird (49-36)	1973-78
6.	.576	Dennis Leonard (144-106)	1974-86
7.	.565	Steve Busby (70-54)	1972-80
8.	.560	Rich Gale (42-33)	1978-81
9.	.556	Kevin Appier (115-92)	1989-99, 03-04
10.	.555	Charlie Leibrandt (76-61)	1984-89

LOSSES

1.	143	Paul Splittorff	1970-84
2.	135	Mark Gubicza	1984-96
3.	106	Dennis Leonard	1974-86
4.	92	Kevin Appier	1989-99, 2003-2004
5.	78	Bret Saberhagen	1984-91
	78	Larry Gura	1976-85
7.	71	Tom Gordon	1988-95
8.	70	Dick Drago	1969-73
9.	67	Zack Greinke	2004-10
10.	65	Luke Hochevar	2007-16
	65	Danny Duffy	2011-20

SHUTOUTS

1.	23	Dennis Leonard	1974-86
2.	17	Paul Splittorff	1970-84
3.	16	Mark Gubicza	1984-96
4.	14	Bret Saberhagen	1984-91
	14	Larry Gura	1976-85
6.	11	Al Fitzmorris	1969-76
7.	10	Kevin Appier	1989-98, 2003-2004
10.	10	Charlie Leibrandt	1984-89
	10	Dick Drago	1969-73
10.	7	Three tied (last: Steve Busby, 1972-80)	

GAMES STARTED

1.	392	Paul Splittorff	1970-84
2.	327	Mark Gubicza	1984-96
3.	302	Dennis Leonard	1974-86
4.	275	Kevin Appier	1989-99, 2003-04
5.	226	Bret Saberhagen	1984-91
6.	219	Larry Gura	1976-85
7.	192	Danny Duffy	2011-20
8.	187	Charlie Leibrandt	1984-89
9.	169	Zack Greinke	2004-10
10.	160	Dick Drago	1969-73

APPEARANCES

1.	686	Jeff Montgomery	1988-99
2.	573	Dan Quisenberry	1979-88
3.	442	Kelvin Herrera	2011-18
4.	429	Paul Splittorff	1970-84
5.	427	Joakim Soria	2007-11, 2016-17
6.	382	Mark Gubicza	1984-96
7.	337	Greg Holland	2010-15, 2020
8.	312	Dennis Leonard	1974-86
9.	310	Larry Gura	1976-85
10.	292	Doug Bird	1973-78

COMPLETE GAMES

1.	103	Dennis Leonard	1974-86
2.	88	Paul Splittorff	1970-84
3.	64	Bret Saberhagen	1984-91
4.	61	Larry Gura	1976-85
5.	53	Steve Busby	1972-80
	53	Dick Drago	1969-73
7.	42	Mark Gubicza	1984-96
8.	35	Al Fitzmorris	1969-76
9.	34	Charlie Leibrandt	1984-89
10.	32	Kevin Appier	1989-99, 2003-2004

SAVES

1.	304	Jeff Montgomery	1988-99
2.	238	Dan Quisenberry	1979-88
3.	162	Joakim Soria	2007-11, 2016-17
4.	151	Greg Holland	2010-15, 2020
5.	58	Doug Bird	1973-78
6.	57	Kelvin Herrera	2011-18
7.	54	Roberto Hernández	2001-2002
8.	50	Mike MacDougal	2001-2006
9.	49	Steve Farr	1985-90
10.	47	Wade Davis	2013-16

INNINGS PITCHED

1.	2554.2	Paul Splittorff	1970-84
2.	2218.2	Mark Gubicza	1984-96
3.	2187.1	Dennis Leonard	1974-86
4.	1843.2	Kevin Appier	1989-99, 2003-04
5.	1701.1	Larry Gura	1976-85
6.	1660.1	Bret Saberhagen	1984-91
7.	1257.0	Charlie Leibrandt	1984-89
8.	1149.2	Tom Gordon	1988-95
9.	1134.0	Dick Drago	1969-73
10.	1111.1	Danny Duffy	2011-20

TOP 10 PITCHING - CAREER (CONT.)

STRIKEOUTS

1.	1458	Kevin Appier	1989-99, 2003-04
2.	1366	Mark Gubicza	1984-96
3.	1323	Dennis Leonard	1974-86
4.	1093	Bret Saberhagen	1984-91
5.	1057	Paul Splittorff	1970-84
6.	999	Tom Gordon	1988-95
7.	983	Danny Duffy	2011-20
8.	931	Zack Greinke	2004-10
9.	720	Jeff Montgomery	1988-99
10.	702	Luke Hochevar	2007-16

BASE RUNNERS PER 9 INNINGS

1.	10.35	Bret Saberhagen	1984-91
2.	10.41	Dan Quisenberry	1979-88
3.	11.25	Marty Pattin	1974-80
4.	11.37	Jeff Montgomery	1988-99
5.	11.37	Doug Bird	1973-78
6.	11.44	Kevin Appier	1989-99, 2003-04
7.	11.48	Larry Gura	1976-85
8.	11.57	Dennis Leonard	1974-86
9.	11.60	Buddy Black	1982-88
10.	11.70	Zack Greinke	2004-10



Jeff Montgomery, the Royals' all-time saves leader, allowed just 8.05 hits per 9.0 innings in his KC career.

(Photo by Rick Stewart/Getty Images)

HITS ALLOWED PER 9 INNINGS

1.	8.05	Jeff Montgomery	1988-99
2.	8.14	Tom Gordon	1988-95
3.	8.16	Kevin Appier	1989-99, 2003-2004
4.	8.26	Steve Farr	1985-90
5.	8.41	Bret Saberhagen	1984-91
6.	8.51	Steve Busby	1972-80
7.	8.58	Danny Duffy	2011-20
8.	8.61	Larry Gura	1976-85
9.	8.63	Yordano Ventura	2013-16
10.	8.64	Ian Kennedy	2016-20

WALKS PER 9 INNINGS

1.	1.36	Dan Quisenberry	1979-88
2.	1.79	Bret Saberhagen	1984-91
3.	2.27	Zack Greinke	2004-10
4.	2.35	Jeremy Guthrie	2012-15
5.	2.37	Marty Pattin	1974-80
6.	2.37	Doug Bird	1973-78
7.	2.46	Dick Drago	1969-73
8.	2.56	Dennis Leonard	1974-86
9.	2.57	Charlie Leibrandt	1984-89
10.	2.66	Buddy Black	1982-88

HITS ALLOWED

1.	2644	Paul Splittorff	1970-84
2.	2226	Mark Gubicza	1984-96
3.	2137	Dennis Leonard	1974-86
4.	1671	Kevin Appier	1989-99, 2003-04
5.	1628	Larry Gura	1976-85
6.	1551	Bret Saberhagen	1984-91
7.	1294	Charlie Leibrandt	1984-89
8.	1162	Dick Drago	1969-73
9.	1121	Zack Greinke	2004-10
10.	1075	Al Fitzmorris	1969-76

WALKS

1.	783	Mark Gubicza	1984-96
2.	780	Paul Splittorff	1970-84
3.	634	Kevin Appier	1989-99, 2003-04
4.	622	Dennis Leonard	1974-86
5.	587	Tom Gordon	1988-95
6.	503	Larry Gura	1976-85
7.	433	Steve Busby	1972-80
8.	410	Danny Duffy	2011-20
9.	359	Al Fitzmorris	1969-76
	359	Charlie Leibrandt	1984-89

HOME RUNS ALLOWED

1.	202	Dennis Leonard	1974-86
2.	192	Paul Splittorff	1970-84
3.	166	Larry Gura	1976-85
4.	153	Mark Gubicza	1984-96
5.	138	Kevin Appier	1989-99, 2003-2004
	138	Danny Duffy	2011-20
7.	126	Bret Saberhagen	1984-91
8.	123	Jeff Suppan	1998-2002
9.	116	Luke Hochevar	2007-15
10.	112	Zack Greinke	2004-10

Stats per 9.0 innings based on min. 500 IP for Kansas City

POSTSEASON RECORDS - SINGLE GAME

TEAM BATTING

Runs, Game, Royals	14
Runs, Game, Opponent	11 (Twice)
Runs, Inning, Royals	7
Runs, Inning, Opponent	6
Hits, Game, Royals	16
Hits, Game, Opponent	16 (Twice)
Doubles, Game, Royals	6
Doubles, Game, Opponent	5 (Twice)
Triples, Game, Royals	2 (Twice)
Triples, Game, Opponent	1 (Seven times)
Home Runs, Game, Royals	3 (Five times)
Home Runs, Game, Opponent	4
Extra-Base Hits, Game, Royals	7 (Thrice)
Extra-Base Hits, Game, Opponent	5 (Seven times)
Walks, Game, Royals	9
Walks, Game, Opponent	6 (Seven times)
Strikeouts, Game, Royals	15
Strikeouts, Game, Opponent	16
Most Left on Base, Game, Royals	13 (Twice)
Most Left on Base, Game, Opponent	15
Fewest Left on Base, Game, Royals	2 (Twice)
Fewest Left on Base, Game, Opponent	0
Stolen Bases, Game, Royals	7**
Stolen Bases, Game, Opponent	3 (Twice)

** - Ties MLB Postseason record

TEAM FIELDING

Double Plays, Game, Royals	3 (Twice)
Double Plays, Game, Opponent	3 (Twice)
Errors, Game, Royals	3 (Four times)
Errors, Game, Opponent	5

INDIVIDUAL BATTING

At Bats, Game	6 (Eight times)
---------------	-----------------

Runs, Game	4
Hits, Game	4 (Four times)
Doubles, Game	3
Triples, Game	1 (21 times)
Home Runs, Game	3
RBI, Game	4 (Four times)
Walks, Game	3 (Five times)
Strikeouts, Game	4

INDIVIDUAL PITCHING

Innings Pitched, Game	9.0 (Seven times)
Strikeouts, Game	9
Walks, Game	5 (Twice)
Earned Runs, Game	8
Hits Allowed, Game	12

TEAM MISCELLANEOUS

Longest Game, Innings	14
Longest Game, Time (9 Innings)	4:17
Longest Game, Time (Extra-Innings)	5:09
Shortest Game, Time (9 Innings)	2:09
Shortest Game, Time (Extra-Innings)	3:19
Largest Victory Margin	12
Largest Margin of Defeat	7 (Twice)
Largest Deficit Overcome in Win	4 (Twice)
Largest Lead Lost	4 (Twice)

Game 4, 2015 ALCS (Toronto)
 Last: Game 3, 2015 ALCS (Toronto)
 Game 6, 2014 WS, 2nd (San Francisco)
 Game 3, 2015 ALCS, 3rd (Toronto)
 Game 2, 1978 ALCS (New York Yankees)
 Last: Game 4, 2014 WS (San Francisco)
 Game 6, 2014 WS (San Francisco)
 Last: Game 4, 1985 ALCS (Toronto)
 Last: Game 4, 1977 ALCS (New York Yankees)
 Last: Game 1, 2014 WS (San Francisco)
 Last: Game 1, 2014 ALCS (Baltimore)
 Game 4, 2015 ALDS (Houston)
 Last: Game 6, 2014 WS (San Francisco)
 Last: Game 5, 2015 ALCS (Toronto)
 Game 4, 1985 ALCS (Toronto)
 Last: Game 5, 2015 WS (New York Mets)
 Game 5, 1985 WS (St. Louis)
 Game 4, 2015 ALDS (Houston)
 Last: Game 1, 2015 WS (New York Mets)
 Game 5, 1980 WS (Philadelphia)
 Game 5, 2015 ALDS (Houston)
 Game 5, 2015 ALDS (Houston)
 Wild Card Game, 2014 (Oakland)
 Last: Game 6, 2015 ALCS (Toronto)

Last: Game 5, 2015 WS (New York Mets)
 Last: Game 2, 1985 WS (St. Louis)
 Last: Game 5, 1980 WS (Toronto)
 Game 2, 1976 ALCS (New York Yankees)

Last: Alcides Escobar, Eric Hosmer, Mike Mous-

Game 5, 2015 WS
 George Brett, Game 3, 1985 ALCS
 Last: Alcides Escobar, Game 3, 2015 ALCS
 Ben Zobrist, Game 3, 2015 ALCS
 Last: Alcides Escobar, Game 2, 2015 WS
 George Brett, Game 3, 1978 ALCS
 Last: Alcides Escobar, Game 4, 2015 ALCS
 Last: Jim Sundberg, Game 3, 1985 WS
 Alex Gordon, Game 2, 2014 ALCS

Last: Johnny Cueto, Game 2, 2015 WS
 Dennis Leonard, Game 4, 1978 ALCS
 Last: Edinson Vólquez, Game 5, 2015 WS
 Johnny Cueto, Game 3, 2015 ALCS
 Larry Gura, Game 1, 1976 ALCS

Game 1, 2015 WS (New York Mets)
 Game 2, 2014 ALCS (Baltimore)
 Game 1, 2015 WS (New York Mets), 14 innings
 Game 1, 1976 ALCS (New York Yankees)
 Game 3, 1980 WS (Philadelphia)
 Game 4, 2015 ALCS (Toronto)
 Last: Game 4, 2014 WS (San Francisco)
 Last: Game 4, 2015 ALDS (Houston)
 Last: Game 1, 2014 ALCS (Baltimore)

POSTSEASON RECORDS - CAREER

BATTING

BATTING AVERAGE

1.	.337	George Brett	... 1976-78, 80-81, 84-85
2.	.311	Alcides Escobar 2014-15
3.	.306	Fred Patek 1976-78
4.	.303	Ben Zobrist 2015
5.	.295	Lorenzo Cain 2014-15

AT BATS

1.	166	George Brett	... 1976-78, 80-81, 84-85
2.	150	Frank White	... 1976-78, 80-81, 84-85
3.	135	Alcides Escobar 2014-15
4.	128	Willie Wilson 1978, 80-81, 84-85
5.	123	Eric Hosmer 2014-15

RUNS

1.	30	George Brett	... 1976-78, 80-81, 84-85
2.	24	Lorenzo Cain 2014-15
3.	21	Alcides Escobar 2014-15
4.	18	Eric Hosmer 2014-15
5.	17	Alex Gordon 2014-15

HITS

1.	56	George Brett	... 1976-78, 80-81, 84-85
2.	42	Alcides Escobar 2014-15
3.	36	Lorenzo Cain 2014-15
4.	35	Willie Wilson 1978, 80-81, 84-85
5.	34	Eric Hosmer 2014-15

DOUBLES

1.	11	Hal McRae	... 1976-78, 80-81, 84-85
2.	10	Alex Gordon 2014-15
3.	9	Alcides Escobar 2014-15
4.	8	George Brett	... 1976-78, 80-81, 84-85
	8	Ben Zobrist 2015

PITCHING

WINS

1.	3	Wade Davis 2014-15
	3	Dennis Leonard 1976-78, 80-81
	3	Dan Quisenberry 1980-81, 84-85
4.	2	10 tied	

INNINGS PITCHED

1.	50.0	Dennis Leonard 1976-78, 80-81
2.	46.1	Yordano Ventura 2014-15
3.	44.0	Larry Gura 1976-78, 80-81
4.	39.2	Charlie Leibrandt 1984-85
5.	38.2	Paul Splittorff 1976-78, 80

APPEARANCES

1.	22	Kelvin Herrera 2014-15
2.	20	Wade Davis 2014-15
3.	18	Dan Quisenberry 1980-81, 84-85
4.	11	Greg Holland 2014
5.	10	Dennis Leonard 1976-78, 80-81
	10	Yordano Ventura 2014-15

ERA

1.	0.36	Wade Davis 2014-15
2.	1.04	Danny Jackson 1985
3.	1.26	Kelvin Herrera 2014-15
4.	1.80	Renie Martin 1980-81
5.	2.16	Bret Saberhagen 1984-85

TRIPLES

1.	5	George Brett	... 1976-78, 80-81, 84-85
2.	3	Alcides Escobar 2014-15
3.	2	Willie Wilson 1978, 80-81, 84-85
4.	1	11 tied	

HOME RUNS

1.	10	George Brett	... 1976-78, 80-81, 84-85
2.	6	Mike Moustakas 2014-15
3.	5	Salvador Perez 2014-15
4.	4	Willie Aikens 1980-81
	4	Kendrys Morales 2015

RUNS BATTED IN

1.	29	Eric Hosmer 2014-15
2.	23	George Brett	... 1976-78, 80-81, 84-85
3.	19	Lorenzo Cain 2014-15
4.	17	Alex Gordon 2014-15
5.	16	Frank White	... 1976-78, 80-81, 84-85

WALKS

1.	17	George Brett	... 1976-78, 80-81, 84-85
2.	16	Lorenzo Cain 2014-15
3.	14	Alex Gordon 2014-15
4.	12	Eric Hosmer 2014-15
	12	Hal McRae	... 1976-78, 80-81, 84-85

STOLEN BASES

1.	8	Lorenzo Cain 2014-15
	8	Amos Otis 1976-78, 80-81
3.	6	Willie Wilson 1978, 80-81, 84-85
4.	4	4 tied	

COMPLETE GAMES

1.	2	Danny Jackson 1985
	2	Dennis Leonard 1976-78, 80-81
	2	Bret Saberhagen 1984-85
4.	1	Three tied	

STRIKEOUTS

1.	38	Wade Davis 2014-15
	38	Kelvin Herrera 2014-15
3.	36	Yordano Ventura 2014-15
4.	31	Dennis Leonard 1976-78, 80-81
5.	23	Edinson Vólquez 2015

OPPONENTS' AVERAGE

1.	.157	Chris Young 2015
2.	.163	Wade Davis 2014-15
3.	.186	Edinson Vólquez 2015
4.	.189	Johnny Cueto 2015
5.	.200	Jason Vargas 2014

SAVES

1.	7	Greg Holland 2014
2.	4	Wade Davis 2015
3.	3	Dan Quisenberry 1980-81, 84-85

Career batting average is based on a minimum of 50 plate appearances in postseason play.
Career ERA and opponents' average based on a minimum of 15.0 innings pitched in postseason play.

COMPLETE GAMES 2-HITS OR LESS

COMPLETE GAME NO-HITTERS

NO.	PITCHER	DATE	OPPONENT	SCORE
1.	Steve Busby	April 27, 1973	at Detroit	3-0
2.	Steve Busby	June 19, 1974	at Milwaukee	2-0
3.	Jim Colborn	May 14, 1977	Texas	6-0
4.	Bret Saberhagen	August 26, 1991	Chicago	7-0

COMPLETE GAME ONE-HITTERS

NO.	PITCHER	DATE	OPPONENT	SCORE
1.	Bill Butler	August 9, 1969	at Cleveland	10-0
2.	Wally Bunker	September 11, 1969	at California	3-0
3.	Dick Drago	July 30, 1971 (4 1/2 inn.)	at Baltimore	0-1
4.	Paul Splittorff	August 11, 1971	at Washington	1-0
5.	Roger Nelson	August 23, 1972	Boston	3-0
6.	Paul Splittorff	August 3, 1975	Oakland	5-0
7.	Andy Hassler	July 2, 1977	at Cleveland	1-0
8.	Paul Splittorff	September 2, 1977 (G2)	Milwaukee	3-0
9.	Rich Gale	June 13, 1978	Texas	5-0
10.	Larry Gura	April 30, 1980	at Toronto	3-0
11.	Vida Blue	September 13, 1982	Seattle	8-0
12.	Charlie Leibrandt	May 16, 1987	Milwaukee	13-0
13.	Kevin Appier	July 7, 1990	at Detroit	4-0
14.	Hipolito Pichardo	July 21, 1992	Boston	8-0
15.	Dennis Rasmussen	September 29, 1992	at California	2-0
16.	Kevin Appier	July 27, 1993	Texas	0-1
17.	David Cone	May 22, 1994	at California	4-0
18.	Mark Gubicza	June 15, 1995	at Oakland	7-0
19.	Zack Greinke	August 30, 2009	at Seattle	3-0

COMPLETE GAME TWO-HITTERS

NO.	PITCHER	DATE	OPPONENT	SCORE
1.	Bob Johnson	August 23, 1970	Boston	4-3
2.	Al Fitzmorris	August 4, 1971 (G2)	Minnesota	3-0
3.	Dick Drago	April 25, 1972	Baltimore	3-0
4.	Roger Nelson	October 4, 1972	Texas	4-0
5.	Paul Splittorff	April 14, 1973	at Chicago	3-0
6.	Paul Splittorff	June 18, 1974	at Milwaukee	4-0
7.	Al Fitzmorris	August 5, 1975	Minnesota	6-1
8.	Andy Hassler	August 20, 1976	Milwaukee	3-0
9.	Dennis Leonard	June 28, 1977	at California	3-1
10.	Rich Gale	May 15, 1978	Boston	3-1
11.	Dennis Leonard	June 11, 1980 (G1)	Cleveland	5-0
12.	Bret Saberhagen	May 17, 1985	at Milwaukee	3-0
13.	Bret Saberhagen	April 16, 1986	at Boston	1-0
14.	Dennis Leonard	April 29, 1986	at Detroit	1-2
15.	Danny Jackson	October 1, 1986	California	2-0
16.	Bret Saberhagen	April 10, 1987	New York	13-1
17.	Bret Saberhagen	May 9, 1987	at Cleveland	4-0
18.	Charlie Leibrandt	July 26, 1987	at Baltimore	4-0
19.	Mark Gubicza	June 11, 1988	at California	7-0
20.	Charlie Leibrandt	June 15, 1988	at Oakland	2-0
21.	Mark Gubicza	September 16, 1988	at Oakland	3-0
22.	Bret Saberhagen	May 18, 1990	at New York	4-1
23.	Chris Haney	September 22, 1992	Seattle	3-0
24.	David Cone	May 9, 1993	Texas	1-2
25.	Kevin Appier	August 7, 1996	Oakland	7-0
26.	Tim Lincecum	May 13, 1997	Boston	9-0
27.	Kevin Appier	May 21, 1997	at Cleveland	0-1
28.	Jose Rosado	July 3, 1998	Cleveland	1-2
29.	Jeff Suppan	April 29, 2002	at Detroit	4-0
30.	Brian Anderson	August 4, 2004	Chicago	11-0
31.	Bruce Chen	October 1, 2010	Tampa Bay	7-0
32.	James Shields	April 13, 2013	Toronto	2-3

COMPLETE GAMES - OPPONENTS

COMPLETE GAME NO-HITTERS

NO.	PITCHER	DATE	CLUB	SCORE
1.	Nolan Ryan	May 15, 1973	California	0-3
2.	Jon Lester	May 19, 2008	at Boston	0-7

COMPLETE GAME ONE-HITTERS

NO.	PITCHER	DATE	CLUB	SCORE
1.	Jim Hannan	August 17, 1970	at Washington	0-7
2.	Vida Blue	September 11, 1970	Oakland	0-3
3.	Mike Cuellar	May 12, 1971	at Baltimore	0-6
4.	Bert Blyleven	May 24, 1973	at Minnesota	0-2
5.	Jim Bibby	June 29, 1973	at Texas	0-3
6.	Jim Palmer	June 8, 1975	at Baltimore	0-1
7.	Milt Wilcox	April 20, 1982	at Detroit	0-8
8.	Jim Beattie	September 27, 1983	at Seattle	0-4
9.	Ken Schrom	June 26, 1985	at Minnesota	1-2
10.	Mike Trujillo	September 20, 1986	at Seattle	0-3
11.	Curt Young	October 5, 1986	at Oakland	0-6
12.	Mike Boddicker	April 28, 1987	Baltimore	0-3
13.	Teddy Higuera	September 1, 1987	Milwaukee	0-2
14.	Jeff Robinson	July 28, 1988	at Detroit	1-7
15.	Jack Morris	July 6, 1990	at Detroit	0-4
16.	Ben McDonald	July 20, 1993	at Baltimore	0-7
17.	Mike Moore	July 25, 1993	at Detroit	0-3
18.	Bobby Witt	June 23, 1994	at Oakland	0-4
19.	Gil Meche	June 13, 2000 (5 inn.)	Seattle	0-7
20.	Todd Ritchie	July 13, 2001	at Pittsburgh	0-1
21.	Scott Baker	August 31, 2007	at Minnesota	0-5
22.	Carlos Carrasco	September 25, 2015	Cleveland	0-6
23.	Andrew Heaney	June 5, 2018	at Los Angeles Angels	0-1
24.	Trevor Bauer	August 19, 2020 (G2, 7 inn.)	Cincinnati	0-5

COMPLETE GAME TWO-HITTERS

NO.	PITCHER	DATE	CLUB	SCORE
1.	Mike Cuellar	May 18, 1969	Baltimore	0-5
2.	Sam McDowell	May 20, 1969	at Cleveland	1-4
3.	Earl Wilson	June 15, 1969	Detroit	0-7
4.	George Brunet	July 14, 1969	at California	0-2
5.	Steve Hargan	July 18, 1970	Cleveland	1-4
6.	Blue Moon Odom	September 6, 1970	at Oakland	1-7
7.	Jim Perry	September 25, 1970	Minnesota	0-1
8.	Jim Palmer	July 30, 1971 (4 1/2 inn.)	at Baltimore	0-1
9.	Mike Paul	August 12, 1972 (7 inn.)	at Texas	0-3
10.	Doc Medich	July 20, 1974	at New York	2-6
11.	Joe Decker	September 7, 1974	Minnesota	1-0
12.	Vida Blue	September 9, 1974	at Oakland	0-3
13.	Blue Moon Odom	June 4, 1975	at Cleveland	0-4
14.	Mike Cuellar	August 11, 1975	at Baltimore	0-4
15.	Jim Palmer	August 13, 1975	at Baltimore	0-3
16.	Mike Torrez	September 28, 1976	at Oakland	0-1
17.	Nolan Ryan	May 10, 1977	California	1-6
18.	Jim Clancy	April 13, 1979 (5 1/2 inn.)	at Toronto	1-4
19.	Sammy Stewart	June 7, 1979	at Baltimore	1-3
20.	Tom Underwood	August 7, 1979	at Toronto	2-3
21.	Jerry Koosman	September 4, 1979	at Minnesota	1-5
22.	Rick Sutcliffe	May 11, 1983	at Cleveland	0-2
23.	Scott McGregor	May 28, 1983	Baltimore	0-1
24.	Melido Perez	October 1, 1988	Chicago White Sox	0-3
25.	Jimmy Key	April 14, 1989	at Toronto	0-3
26.	John Cerutti	August 2, 1989	at Toronto	0-8
27.	Scott Bankhead	September 23, 1989	Seattle	0-8
28.	Ricky Bones	September 8, 1993	Milwaukee	1-2
29.	Pat Hentgen	May 3, 1994	at Toronto	0-1
30.	Steve Sparks	April 30, 2002	at Detroit	3-9
31.	Paul Byrd	July 1, 2005	Los Angeles Angels	0-5
32.	Jamie Moyer	June 2, 2006	at Seattle	0-4
33.	Jeff Niemann	June 3, 2009	at Tampa Bay	0-9

ROYALS NO-HITTERS

STEVE BUSBY

KANSAS CITY 3, DETROIT 0

April 27, 1973 at Detroit



In just his 10th Major League start, 23-year old Steve Busby recorded the first no-hitter in club history by shutting down Detroit on April 27, 1973. His no-hitter was the first in Tiger Stadium since 1952. He allowed 6 walks and struck out 4 in the 3-0 win.

In his next start, Busby allowed just 1 hit in 5.2 innings of work in a 5-3 win at

Milwaukee on May 4. Busby picked up where he left off, tossing 5.1 hitless innings until Dave May homered in the sixth inning. Busby didn't allow any more hits but was removed later that inning because of wildness.

Kansas City	AB	R	H	RBI	BB	K	PO	A
Patek ss	4	0	0	0	1	1	4	5
Hovley dh	4	0	1	0	0	0	0	0
McRae ph,dh	1	0	0	0	0	0	0	0
Otis cf	4	1	1	1	0	1	2	0
Mayberry 1b	3	0	0	0	1	0	11	0
Piniella lf	4	0	2	0	0	0	3	0
Kirkpatrick rf	4	2	3	1	0	0	2	0
Rojas 2b	3	0	1	0	0	0	1	1
Schaal 3b	4	0	0	0	0	0	0	1
Healy c	4	0	0	0	0	0	4	0
Busby p	0	0	0	0	0	0	0	2
Totals	35	3	8	2	2	2	27	9

Detroit	AB	R	H	RBI	BB	K	PO	A
Northrup rf	4	0	0	0	0	0	5	0
Rodriguez 3b	3	0	0	0	0	1	1	2
Sims ph	0	0	0	0	1	0	0	0
Reese lf	3	0	0	0	1	0	2	0
Freehan c	2	0	0	0	2	0	2	1
G. Brown dh	3	0	0	0	0	0	0	0
N. Cash 1b	1	0	0	0	2	1	12	1
McAuliffe 2b	3	0	0	0	0	0	2	3
Stanley cf	3	0	0	0	0	1	1	0
Brinkman ss	3	0	0	0	0	1	2	4
Perry p	0	0	0	0	0	0	0	3
Scherman p	0	0	0	0	0	0	0	0
Totals	25	0	0	0	6	4	27	14

KC 0 0 0 0 1 0 0 1 1 - 3 8 0
DET 0 0 0 0 0 0 0 0 - 0 0 2

DP: Kansas City, 2; Detroit, 1. **E:** Rodriguez (1), N. Cash (2). **PB:** Healy (1); Freehan (1). **HR:** Kirkpatrick (3, 5th inning off Perry 0 on, 0 out); Otis (4,8th inning off Perry 0 on, 1 out). **SH:** Rojas (1,off Perry).

Kansas City	IP	H	HR	R	ER	BB	K
Busby (2-2)	9.0	0	0	0	0	0	6
Detroit	IP	H	HR	R	ER	BB	K
Perry (2-2)	8.2	8	2	3	2	2	2
Scherman	0.1	0	0	0	0	0	0
Totals	9.0	8	2	3	2	2	2

WP: Busby (1).

Umpires: Rice, Goetz, Maloney, Evans

Time of Game: 2:18 **Attendance:** 16,345

STEVE BUSBY

KANSAS CITY 2, MILWAUKEE 0

June 19, 1974 at Milwaukee



Busby became the first pitcher in Major League history to collect no-hitters in each of his first 2 big league seasons when he defeated the Milwaukee Brewers on June 19, 1974 at County Stadium, 2-0.

George Scott, who walked to lead off the second inning, was Milwaukee's only baserunner in the game.

Busby then retired 24 straight batters to establish a club record.

Busby then retired the first 9 batters faced in his next start against Chicago on June 24. The 33-straight batters retired established an American League record.

Kansas City	AB	R	H	RBI	BB	K	PO	A
Patek ss	4	0	2	0	0	0	1	2
Rojas 2b	4	0	1	0	0	0	3	6
Otis cf	4	0	1	0	0	1	3	0
Mayberry 1b	3	1	0	0	1	1	14	0
McRae dh	4	0	1	0	0	0	0	0
Wohlford lf	4	1	1	0	0	0	0	0
Cowens rf	3	0	0	0	1	0	2	0
Brett 3b	3	0	1	1	0	0	1	2
Healy c	3	0	0	0	0	0	3	0
Busby p	0	0	0	0	0	0	0	2
Totals	32	2	7	1	2	2	27	12

Milwaukee	AB	R	H	RBI	BB	K	PO	A
Money 3b	4	0	0	0	0	0	1	3
Yount ss	3	0	0	0	0	1	2	3
May rf	3	0	0	0	0	0	3	1
Scott 1b	2	0	0	0	1	0	9	1
Briggs lf	3	0	0	0	0	1	1	0
Porter c	3	0	0	0	0	0	2	0
Hansen dh	3	0	0	0	0	0	0	0
Coluccio cf	3	0	0	0	0	1	4	0
T. Johnson 2b	3	0	0	0	0	0	5	1
Wright p	0	0	0	0	0	0	0	2
Totals	27	0	0	0	1	3	27	11

KC 0 10 100 000 - 2 7 0
MIL 0 00 000 000 - 0 0 2

DP: Milwaukee, 2. **E:** Yount (12), Porter (7).

Kansas City	IP	H	HR	R	ER	BB	K
Busby (9-6)	9.0	0	0	0	0	1	3
Milwaukee	IP	H	HR	R	ER	BB	K
Wright (5-9)	9.0	7	0	2	1	2	2

Umpires: Brinkman, Chylak, McCoy, Bremigan
Time of Game: 2:03 **Attendance:** 9,019

ROYALS NO-HITTERS (CONT.)

JIM COLBORN

KANSAS CITY 6, TEXAS 0
May 14, 1977 at Kansas City



Jim Colborn secured his place in club history in his first season in Kansas City by becoming the first Royal to pitch a no-hitter in Royals Stadium. He no-hit the Texas Rangers on May 14, 1977 in a 6-0 win to collect the first of 3 no-hitters in the Major Leagues during the 1977 campaign.

Colborn hit Toby Harrah and walked Jim Sundberg in the sixth inning to mark the only Rangers' baserunners. He faced only 28 batters in the game and struck out 6 in the outing.

Texas	AB	R	H	RBI	BB	K	PO	A
Washington lf	4	0	0	0	0	0	1	0
Campaneris ss	3	0	0	0	0	0	1	3
Hargrove 1b	3	0	0	0	0	0	8	0
Horton dh	3	0	0	0	0	1	0	0
Grieve rf	3	0	0	0	0	1	5	1
Harrah 3b	2	0	0	0	0	0	1	1
Wills 2b	3	0	0	0	0	3	2	3
Sundberg c	1	0	0	0	1	0	3	1
Fahey ph	1	0	0	0	0	0	0	0
Beniquez cf	2	0	0	0	0	1	2	0
May ph	1	0	0	0	0	0	0	0
Boggs p	0	0	0	0	0	0	0	0
Marshall p	0	0	0	0	0	0	1	0
Totals	26	0	0	0	1	6	24	9

Kansas City	AB	R	H	RBI	BB	K	PO	A
Nelson dh	4	1	0	0	1	0	0	0
Poquette rf	4	1	2	1	0	0	3	0
McRae lf	2	0	1	1	2	0	1	0
Zdeb pr, lf	0	0	0	0	0	0	1	0
Cowens cf	4	0	2	0	0	0	4	0
LaCock 1b	4	1	2	0	0	0	7	4
Porter c	4	1	2	1	0	1	6	0
Rojas 3b	4	1	1	0	0	2	0	0
Patek ss	4	1	2	2	0	0	2	0
White 2b	3	0	0	1	0	0	1	3
Colborn p	0	0	0	0	0	0	4	1
Totals	33	6	12	6	3	3	27	10

TEX 000 000 000 - 0 0 0
KC 002 002 02x - 6 12 0

DP: Texas, 1: Kansas City, 1: **HBP:** Harrah (1, by Colborn). **2B:** LaCock 2 (5, off Boggs 2); Rojas (5, off Boggs); Porter (7, off Marshall). **3B:** Poquette (2, off Boggs); Porter (2, off Boggs); Patek (3, off Marshall). **SH:** White (3, off Marshall). **SB:** Rojas (1, 2nd base off Marshall/Sundberg); Harrah (3, 2nd base off Colborn/Porter). **CS:** Patek (2, 2nd base by Marshall/Sundberg).

Texas	IP	H	HR	R	ER	BB	K
Boggs (0-3)	5.1	9	0	4	4	2	3
Marshall	2.2	3	0	2	2	1	0
Totals	8.0	12	0	6	6	3	3
Kansas City	IP	H	HR	R	ER	BB	K
Colborn (5-3)	9.0	0	0	0	0	1	6

HBP: Colborn (6, Harrah).

Umpires: Deegan, McKean, Ford, DiMuro

Time of Game: 2:10 **Attendance:** 29,978

BRET SABERHAGEN

KANSAS CITY 7, CHICAGO 0
August 26, 1991 at Kansas City



Bret Saberhagen collected the Royals last no-hitter on Aug. 26, 1991 with a 7-0 win over the White Sox at Royals Stadium. He walked 2 and struck out 5 batters in the no-hit effort.

Saberhagen became just the third pitcher in Major League history to throw a no-hitter, win a Cy Young Award and be named World

Series MVP, joining Hall of Famers Sandy Koufax and Bob Gibson.

Chicago	AB	R	H	RBI	BB	K	PO	A
Raines lf	4	0	0	0	0	2	5	1
Cora 2b	4	0	0	0	0	1	1	7
Thomas 1b	4	0	0	0	0	0	6	1
Ventura 3b	3	0	0	0	0	0	1	0
Fisk dh	3	0	0	0	0	1	0	0
Pasqua rf	2	0	0	0	1	0	1	0
Johnson cf	3	0	0	0	0	0	1	0
Karkovice c	2	0	0	0	1	1	2	0
Merullo c	0	0	0	0	0	0	0	0
Guillen ss	3	0	0	0	0	0	6	1
Hough p	0	0	0	0	0	0	1	0
Patterson p	0	0	0	0	0	0	0	1
Pall p	0	0	0	0	0	0	0	0
Radinsky p	0	0	0	0	0	0	0	0
Totals	28	0	0	0	2	5	24	11

Kansas City	AB	R	H	RBI	BB	K	PO	A
McRae cf	4	2	1	0	0	0	1	0
Gibson lf	4	3	3	1	1	0	3	0
Brett dh	3	1	2	1	1	0	0	0
Eisenreich rf	3	0	1	1	0	0	3	0
Benzinger 1b	4	1	2	3	0	0	12	0
Pecota 3b	4	0	1	1	0	0	0	2
Mayne c	4	0	1	0	0	0	5	0
Howard ss	4	0	1	0	0	0	0	3
Shumpert 2b	4	0	1	0	0	2	0	5
Saberhagen p	0	0	0	0	0	0	3	2
Totals	34	7	13	7	2	2	27	12

CHI 000 000 000 - 0 0 1
KC 203 200 00x - 7 13 1

E: Patterson (3); Gibson (3). **PB:** Karkovice (2). **2B:** Pecota (1, off Hough); Benzinger (8, off Patterson). **3B:** Gibson (6, off Patterson). **SF:** Brett (7, off Hough); Eisenreich (3, off Patterson). **HBP:** McRae (2, by Patterson). **SB:** Benzinger (1, 2nd base off Hough/Karkovice).

Chicago	IP	H	HR	R	ER	BB	K
Hough (7-8)	2.2	8	0	5	5	1	0
Patterson	1.0	2	0	2	2	1	1
Pall	3.1	2	0	0	0	0	1
Radinsky	1.0	1	0	0	0	0	0
Totals	8.0	13	0	7	7	2	2

Kansas City	IP	H	HR	R	ER	BB	K
Saberhagen (10-6)	9.0	0	0	0	0	2	5

WP: Pall (2). **HBP:** Patterson (1, McRae).

Umpires: Hendry, J. Hirschbeck, Phillips, Cederstrom

Time of Game: 2:30 **Attendance:** 25,164

PAIR OF NO-HITTERS VS. THE ROYALS

California Angels ace Nolan Ryan recorded the 1st no-hitter in Kauffman Stadium history and the first of two no-hitters against the Royals on May 15, 1973. He struck out 12 and allowed only 3 base runners, in the 3-0 win. It was the first of two no-hitters for Ryan on the season and the first of a record seven no-hitters in his career.

(Photo by Louis Requena/Getty Images)



Boston Red Sox lefty Jon Lester recorded the second no-hitter against the Royals on May 19, 2008. The no-hitter was the first pitched against the Royals in a road game for KC. Lester walked two (Billy Butler and Esteban German) and struck out nine, throwing 130 pitches. The Red Sox went on to win the game, 7-0, in front of 37,746 faithful at Fenway Park.

(Photo by Elsa/Getty Images)



TOP HITTING PERFORMANCES

SIX-HIT GAMES

NO.	PLAYER	DATE	OPPONENT
1.	Bob Oliver	May 4, 1969	at California
2.	Kevin Seitzer	August 2, 1987	Boston
3.	Joe Randa	September 9, 2004	at Detroit (1)

FIVE-HIT GAMES

NO.	PLAYER	DATE	OPPONENT
1.	Amos Otis	May 1, 1970	Cleveland
2.	George Brett	September 5, 1975	at California
3.	Tom Poquette	June 15, 1976	at Detroit
4.	George Brett	September 9, 1976	California (10 innings)
5.	Al Cowens	June 1, 1977	at Toronto
6.	Joe Zdeb	July 1, 1977	at Cleveland
7.	Al Cowens	September 6, 1977	at Seattle
8.	Darrell Porter	June 4, 1978	Chicago
9.	George Brett	May 28, 1979	Baltimore (15 innings)
10.	Amos Otis	August 27, 1979	Milwaukee (10 innings)
11.	Willie Wilson	July 18, 1980	at New York
12.	Hal McRae	August 2, 1980	at Chicago
13.	George Brett	August 26, 1980	at Milwaukee
14.	Hal McRae	May 29, 1982	at Texas
15.	Willie Aikens	June 6, 1982	at New York
16.	George Brett	June 10, 1986	Seattle
17.	Willie Wilson	May 13, 1987	at Baltimore (12 innings)
18.	Kevin Seitzer	June 21, 1990	at Minnesota
19.	Jim Eisenreich	June 24, 1990	at Minnesota
20.	Kevin Seitzer	July 4, 1991	at California
21.	Brian McRae	May 31, 1994	at Boston
22.	Wally Joyner	July 16, 1994	Detroit
23.	Vince Coleman	July 29, 1995	Detroit (16 innings)
24.	Hal Morris	August 12, 1998	at Boston
25.	Joe Randa	June 9, 1999	St. Louis
26.	Joe Randa	July 9, 1999	Houston
27.	Johnny Damon	July 18, 2000	Chicago (NL)
28.	Johnny Damon	September 11, 2000	Seattle
29.	Joe Randa	May 12, 2001	at Minnesota
30.	Angel Berroa	September 16, 2003	at Cleveland
31.	Angel Berroa	September 13, 2004	New York
32.	Tony Graffanino	May 29, 2005	at Los Angeles
33.	Mike Sweeney	July 9, 2005	Minnesota
34.	Mark Teahen	April 17, 2009	at Texas
35.	Billy Butler	July 27, 2009	at Baltimore
36.	Eric Hosmer	September 20, 2011	Detroit
37.	Billy Butler	May 13, 2013	at Los Angeles
38.	Billy Butler	September 5, 2013	Seattle
39.	Salvador Perez	May 23, 2016	at Minnesota
40.	Eric Hosmer	July 26, 2017	at Detroit
41.	Whit Merrifield	July 8, 2018	vs. Boston

CYCLES

NO.	PLAYER	DATE	OPPONENT	OUTCOME	ORDER
1.	Fred Patek	July 9, 1971	at Minnesota	KC, 6-3	2B, 1B, 3B, HR
2.	John Mayberry	August 5, 1977	Chicago	KC, 12-2	1B, HR, 3B, 2B
3.	George Brett	May 28, 1979	Baltimore	KC, 5-4 (16)	3B, HR, 1B, 2B
4.	Frank White	September 26, 1979	at California	KC, 4-0	1B, HR, 2B, 3B
5.	Frank White	August 3, 1982	Detroit	KC, 6-5	HR, 2B, 1B, 3B
6.	George Brett	July 25, 1990	at Toronto	KC, 6-1	1B, 3B, 2B, HR

ROYALS TOP HITTING STREAKS

STREAK	NAME	DATES
31	Whit Merrifield	Sept. 10, 2018-April 10, 2019
30	George Brett	July 18-Aug. 18, 1980
27	José Offerman	July 11-Aug. 7, 1998
25 (2x)	George Brett	Sept. 27, 1982-May 8, 1983
	Mike Sweeney	July 18-Aug. 13, 1999
22	Brian McRae	July 20-Aug. 13, 1991
21 (2x)	Rey Sánchez	May 11-June 3, 2001
	José Guillén	June 4-27, 2010
19 (4x)	Amos Otis	July 30-Aug. 17, 1974
	David DeJesus	Sept. 19, 2004-April 8, 2005
	Alex Gordon	April 3-26, 2011
	Whit Merrifield	May 13-June 4, 2017
18 (7x)	Lou Piniella	July 11-29, 1970
	Ed Kirkpatrick	April 4-May 12, 1973
	Willie Wilson	July 13-27, 1984

STREAK	NAME	DATES
18 (cont.)	Gregg Jefferies	May 13-June 1, 1992
	Joe Randa	July 1-21, 1999
	Alberto Callaspo	Sept. 7-27, 2008
	Eric Hosmer	April 10-29, 2016
17 (10x)	Hal McRae	July 10-29, 1974
	Willie Wilson	April 19-May 26, 1982
	Willie Wilson	June 27-July 16, 1983
	Kevin Seitzer	April 27-May 16, 1990
	Kevin McReynolds	May 24-June 12, 1992
	Vince Coleman	May 21-June 13, 1995
	David DeJesus	Aug. 29-Sept. 18, 2009
	Jeff Francoeur	April 9-28, 2011
	Salvador Perez	Aug. 22-Sept. 13, 2012
	Alcides Escobar	Sept. 20, 2014-April 15, 2015

ALL-TIME LEAGUE LEADERS

BATTING LEADERS

GAMES (11)

161+	John Mayberry	1976
162+	Al Cowens	1977
162+	Hal McRae	1977
162+	Carlos Beltrán	2002
162+	Billy Butler	2013
162+	Alcides Escobar	2014
162+	Alcides Escobar	2016
162+	Alcides Escobar	2017
162+	Eric Hosmer	2017
162+	Whit Merrifield	2019
162+	Jorge Soler	2019

AT BATS (5)

634	George Brett	1975
645	George Brett	1976
705	Willie Wilson	1980
681	Whit Merrifield	2019
248	Whit Merrifield	2020

BATTING AVERAGE (4)

.333	George Brett	1976
.390	George Brett	1980
.332	Willie Wilson	1982
.329	George Brett	1990

RUNS SCORED (2)

133	Willie Wilson	1980
136	Johnny Damon	2000

HITS (7)

195	George Brett	1975
215	George Brett	1976
212	George Brett	1979
230	Willie Wilson	1980
207+	Kevin Seitzer	1987
192	Whit Merrifield	2018
206	Whit Merrifield	2019

DOUBLES (8)

36+	Amos Otis	1970
33	Lou Piniella	1972
40	Amos Otis	1976
54	Hal McRae	1977
45	George Brett	1978
46+	Hal McRae	1982
45+	George Brett	1990
51	Alex Gordon	2012

TRIPLES (13)

11	Fred Patek	1971
13+	George Brett	1975
14	George Brett	1976
20	George Brett	1979
15+	Willie Wilson	1980
15	Willie Wilson	1982
21	Willie Wilson	1985
15	Willie Wilson	1987
11+	Willie Wilson	1988
13	José Offerman	1998
10+	Whit Merrifield	2019
10+	Adalberto Mondesi	2019
10+	Hunter Dozier	2019

HOME RUNS (1)

48	Jorge Soler	2019
----	--------------------	-------------

RUNS BATTED IN (1)

133	Hal McRae	1982
-----	-----------	------

TOTAL BASES (1)

298	George Brett	1976
-----	--------------	------

ON-BASE PERCENTAGE (3)

.417	John Mayberry	1973
.407	Hal McRae	1976
.461	George Brett	1980

SLUGGING PERCENTAGE (4)

.664	George Brett	1980
.463	George Brett	1983
.585	George Brett	1985
.593	Danny Tartabull	1991

ON-BASE PLUS SLUGGING (4)

.868	Hal McRae	1976
1.118	George Brett	1980
.947	George Brett	1983
1.022	George Brett	1985

EXTRA-BASE HITS (2)

86	Hal McRae	1977
85	George Brett	1979

STOLEN BASES (7)

52	Amos Otis	1971
53	Fred Patek	1977
83	Willie Wilson	1979
46	Johnny Damon	2000
34	Whit Merrifield	2017
45	Whit Merrifield	2018
24	Adalberto Mondesi	2020

BASE ON BALLS (3)

122	John Mayberry	1973
119	John Mayberry	1975
121	Darrell Porter	1979

HIT BY PITCH (5)

15+	Mike Sweeney	2000
23	David DeJesus	2007
19	Alex Gordon	2019
17	Mike Macfarlane	1993
15+	Mike Macfarlane	1992

STRIKEOUTS (3)

166	Steve Balboni	1985
172	Bo Jackson	1989
178+	Jorge Soler	2019

PITCHING LEADERS

WINS (3)

20+	Dennis Leonard	1977
23	Bret Saberhagen	1989
18+	Jason Vargas	2017

LOSSES (3)

18	Larry Gura	1983
19	Darrell May	2004
17	Zack Greinke	2005

WINNING PERCENTAGE (1)

.793	Bret Saberhagen	1989
------	-----------------	------

ERA (3)

2.16	Bret Saberhagen	1989
2.56	Kevin Appier	1993
2.16	Zack Greinke	2009

COMPLETE GAMES (2)

12	Bret Saberhagen	1989
7	Paul Byrd	2002

APPEARANCES (5)

75	Dan Quisenberry	1980
69	Dan Quisenberry	1983
84	Dan Quisenberry	1985
79	Peter Moylan	2017
32	Scott Barlow	2020

INNINGS PITCHED (2)

201.2	Dennis Leonard	1981
262.1	Bret Saberhagen	1989

STARTS (10)

40+	Dennis Leonard	1978
38	Dennis Leonard	1980
26+	Dennis Leonard	1981
36+	Mark Gubicza	1989
33	Mark Gubicza	1995
34+	Gil Meche	2007
34+	Gil Meche	2008
34+	Bruce Chen	2012
34+	James Shields	2013
34+	James Shields	2014

SAVES (6)

33+	Dan Quisenberry	1980
35	Dan Quisenberry	1982
45	Dan Quisenberry	1983
44	Dan Quisenberry	1984
37	Dan Quisenberry	1985
45+	Jeff Montgomery	1993

HOME RUNS ALLOWED (3)

30	Dennis Leonard	1980
37	Tim Belcher	1998
36	Jeff Suppan	2000

SHUTOUTS (1)

5+	Dennis Leonard	1979
----	----------------	------

WALKS PER 9 INNINGS (4)

1.41	Doug Bird	1976
1.45	Bret Saberhagen	1985
1.80	Mark Gubicza	1994
2.01	Chris Haney	1996

WHIP (4)

0.87	Roger Nelson	1972
1.13	Buddy Black	1984
1.06	Bret Saberhagen	1985
0.96	Bret Saberhagen	1989

HITS ALLOWED (5)

283	Dennis Leonard	1978
202	Dennis Leonard	1981
271	Bret Saberhagen	1988
267	Chris Haney	1996
236	Jeremy Guthrie	2013

OUTFIELD ASSISTS (6)

15+	Amos Otis	1970
14	Willie Wilson	1981
17	Jermaine Dye	1999
20	Alex Gordon	2011
19	Jeff Francoeur	2012
17	Alex Gordon	2013

HOME RUN RECORDS

HOME RUNS BY YEAR

YEAR	ROYALS			OPPONENTS		
	IN KC	ON ROAD	TOTAL	IN KC	ON ROAD	TOTAL
1969	39	59	98	63	73	136
1970	46	51	97	48	90	138
1971	23	57	80	36	48	84
1972	29	49	78	28	57	85
1973	54	60	114	61	53	114
1974	38	51	89	42	49	91
1975	46	72	118	45	63	108
1976	37	28	65	35	48	83
1977	56	90	146	50	60	110
1978	43	55	98	44	64	108
1979	53	63	116	81	84	165
1980	47	68	115	51	78	129
1981	17	44	61	27	48	75
1982	61	71	132	64	99	163
1983	50	59	109	66	67	133
1984	48	69	117	59	77	136
1985	67	87	154	43	60	103
1986	60	77	137	46	75	121
1987	73	95	168	57	71	128
1988	55	66	121	37	65	102
1989	38	63	101	26	60	86
1990	42	58	100	46	70	116
1991	47	70	117	40	65	105
1992	24	51	75	41	65	106
1993	50	75	125	49	56	105
1994	41	59	100	48	47	95
1995	49	70	119	68	74	142
1996	50	73	123	90	86	176
1997	88	70	158	94	92	186
1998	76	58	134	110	86	196
1999	74	77	151	96	106	202
2000	84	66	150	117	122	239
2001	75	77	152	112	97	209
2002	88	52	140	121	91	212
2003	69	93	162	113	77	190
2004	56	94	150	90	118	208
2005	51	75	126	80	98	178
2006	65	59	124	102	111	213
2007	49	53	102	79	89	168
2008	50	70	120	73	86	159
2009	65	79	144	69	97	166
2010	60	61	121	82	94	176
2011	53	76	129	68	95	163
2012	62	69	131	87	76	163
2013	55	57	112	70	85	155
2014	43	52	95	59	69	128
2015	62	77	139	68	87	155
2016	64	83	147	91	115	206
2017	88	105	193	86	110	196
2018	67	88	155	103	102	205
2019	62	100	162	101	120	221
2020	33	35	68	34	42	76
Total	2,822	3,516	6,338	3,496	4,117	7,613

HOME RUNS BY CLUB

TEAM	2020			1969-2020		
	HOME	ROAD	TOTAL	HOME	ROAD	TOTAL
Arizona	-	-	-	12	12	24
Atlanta	-	-	-	3	7	10
Baltimore	-	-	-	184	208	392
Boston	-	-	-	163	192	355
Chicago Cubs	0	4	4	12	15	27
Chicago White Sox	9	5	14	289	361	650
Cincinnati	4	5	9	11	24	35
Cleveland	6	5	11	246	312	558
Colorado	-	-	-	12	14	26
Detroit	2	11	13	280	374	654
Houston	-	-	-	23	37	60
Los Angeles Angels	-	-	-	177	232	409
Los Angeles Dodgers	-	-	-	5	5	10
Miami	-	-	-	7	6	13
Milwaukee	-	6	6	121	151	272
Minnesota	8	5	13	284	363	547
New York Mets	-	-	-	2	7	9
New York Yankees	-	-	-	171	200	371
Oakland	-	-	-	204	199	403
Philadelphia	-	-	-	7	10	17
Pittsburgh	4	-	4	14	19	33
St. Louis	1	1	2	49	35	84
San Diego	-	-	-	5	17	22
San Francisco	-	-	-	11	4	15
Seattle	-	-	-	177	205	382
Tampa Bay	-	-	-	66	64	130
Texas	-	-	-	159	264	423
Toronto	-	-	-	123	186	319
Washington	-	-	-	6	0	6
Totals	34	42	76	2,823	3,523	6,346

WALK-OFF HOME RUNS

NO.	BATTER	DATE	PITCHER	OPPONENT	INN.	ON	FINAL
1.	Lou Piniella	June 30, 1969	Rudy May	California	9	0	2-1
2.	Paul Schaal (2nd)	July 3, 1973	Ken Sanders	Minnesota	9	0	7-6
3.	Amos Otis	July 22, 1973	Eduardo Rodríguez	Milwaukee	9	2	7-5
4.	Rick Reichardt	September 22, 1973	Jackie Brown	Texas	14	1	5-3
5.	Cookie Rojas	May 28, 1974	Bob Reynolds	Baltimore	11	3	9-5
6.	John Mayberry	May 15, 1976	Rich Gossage	Chicago	12	0	2-1
7.	George Brett	July 17, 1976	Luis Tiant	Boston	9	0	2-1
8.	Al Cowens	September 15, 1977 (2)	Doug Bair	Oakland	10	0	5-4
9.	Amos Otis	May 12, 1978	Rich Gossage	New York	9	1	4-3*
10.	George Brett (2nd)	May 28, 1979	Sammy Stewart	Baltimore	16	0	5-4*
11.	Willie Wilson	June 9, 1979	Ken Clay	New York	13	0	9-8*
12.	Hal McRae	September 10, 1979 (1)	Mike Marshall	Minnesota	14	0	6-5
13.	George Brett	September 15, 1979	Byron McLaughlin	Seattle	11	0	5-4
14.	George Brett	September 30, 1980	Mike Parrott	Seattle	14	2	7-5
15.	Amos Otis	May 10, 1982	Rollie Fingers	Milwaukee	9	0	3-2
16.	Willie Aikens	August 21, 1982	Salome Barojas	Chicago	9	0	4-3
17.	Greg Pryor	April 25, 1984	Tippy Martinez	Baltimore	9	0	3-2
18.	Greg Pryor	August 26, 1984	Bert Roberge	Chicago	16	0	6-5
19.	Jim Sundberg	August 10, 1985	Bill Caudill	Toronto	10	0	4-3
20.	Steve Balboni	September 8, 1985	Rollie Fingers	Milwaukee	11	1	13-11
21.	Hal McRae	May 13, 1986	Guillermo Hernández	Detroit	11	1	4-2
22.	Frank White	July 20, 1986	Dickie Noles	Cleveland	9	0	3-2
23.	Frank White (2nd)	August 19, 1986	Dale Mohorcic	Texas	11	0	9-8
24.	George Brett	August 27, 1987	Dale Mohorcic	Texas	10	0	3-2
25.	Bo Jackson	July 8, 1989	John Davis	Chicago	11	0	4-3
26.	Pat Tabler	September 12, 1989	Kenny Rogers	Texas	9	1	6-5
27.	Rey Palacios	May 14, 1990	Jeff Reardon	Boston	10	3	9-5
28.	Jim Eisenreich	August 14, 1990	Gary Mielke	Texas	9	0	1-0
29.	George Brett (2nd)	September 26, 1993	Paul Swingle	California	10	0	9-8
30.	Bob Hamelin	April 13, 1994	Jeff Russell	Boston	9	1	2-1
31.	Bob Hamelin	July 25, 1994	Roberto Hernández	Chicago	12	2	6-4
32.	Gary Gaetti	May 13, 1995	Troy Percival	California	9	1	4-2
33.	Jon Nunnally	May 18, 1995	Jim Converse	Seattle	14	0	3-2
34.	Gary Gaetti	June 3, 1995	Graeme Lloyd	Milwaukee	9	0	2-1
35.	Jon Nunnally	July 29, 1995	John Doherty	Detroit	16	0	5-4
36.	Bob Hamelin	September 5, 1995	Ken Robinson	Toronto	10	0	9-8
37.	Chili Davis (300th)	April 29, 1997	Paul Quantrill	Toronto	10	0	6-5
38.	Mike Sweeney	May 15, 1997	Doug Brocail	Detroit	9	1	10-9
39.	Chili Davis	May 25, 1997	Bobby Ayala	Seattle	11	0	4-3
40.	Dean Palmer	August 13, 1998	Roberto Hernández	Tampa Bay	10	1	6-4
41.	Jermaine Dye	July 25, 1999	Chad Harville	Oakland	10	1	13-11
42.	Johnny Damon	April 10, 2000	LaTroy Hawkins	Minnesota	9	0	6-5
43.	Brian Johnson	April 11, 2000	Tim Worrell	Baltimore	12	1	7-5
44.	Rey Sánchez	April 12, 2000	Mike Trombley	Baltimore	9	2	7-6
45.	Dermal Brown	May 5, 2001	Travis Miller	Minnesota	12	1	12-10
46.	Joe Randa	May 16, 2001	Esteban Yan	Tampa Bay	9	3	9-5
47.	Mike Sweeney	June 14, 2001	Gene Stechschulte	St. Louis	13	0	3-2
48.	Joe Randa	May 26, 2002 (2)	Hideki Irabu	Texas	9	1	7-5
49.	Raúl Ibañez	June 9, 2002	Mike Timlin	St. Louis	9	0	3-2
50.	Brent Mayne	July 16, 2002	Juan Alvarez	Texas	11	0	6-5
51.	Michael Tucker	July 18, 2002	Damaso Marte	Chicago	9	1	5-3
52.	Ken Harvey	April 18, 2003	Matt Anderson	Detroit	11	0	4-3
53.	Carlos Beltrán	July 20, 2003	Arthur Rhodes	Seattle	10	1	7-5
54.	Carlos Beltrán	April 5, 2004	Damaso Marte	Chicago	9	1	9-7
55.	Alberto Castillo	April 19, 2005	Arthur Rhodes	Cleveland	9	0	6-5
56.	David DeJesus	July 12, 2008	Brandon Morrow	Seattle	9	1	5-4
57.	Alex Gordon	July 30, 2010	Alfredo Simón	Baltimore	9	2	7-5
58.	Kila Kaʻaihue	April 1, 2011	Michael Kohn	Los Angeles	9	0	2-1
59.	Matt Treanor	April 3, 2011	Jason Bulger	Los Angeles	13	2	12-9
60.	Billy Butler	June 1, 2011	Scott Downs	Los Angeles	9	1	2-0
61.	Billy Butler	July 18, 2012	Josh Kinney	Seattle	9	0	8-7
62.	Salvador Perez	September 15, 2012	Ernesto Frieri	Los Angeles	9	0	3-2
63.	Mike Moustakas	September 5, 2013	Chance Ruffin	Seattle	13	0	7-6
64.	Justin Maxwell	September 22, 2013	Joakim Soria	Texas	10	3	4-0
65.	Alex Gordon	August 26, 2014	Glen Perkins	Minnesota	9	1	2-1
66.	Paulo Orlando	July 7, 2015 (1)	Brad Boxberger	Tampa Bay	9	3	9-5
67.	Kendrys Morales	May 15, 2016	Jason Grilli	Atlanta	13	1	4-2
68.	Mike Moustakas	June 6, 2017	Ken Giles	Houston	9	1	9-7
69.	Eric Hosmer	August 23, 2017	Greg Holland	Colorado	9	2	6-4
70.	Alcides Escobar	May 29, 2018	Taylor Rogers	Minnesota	14	0	2-1
71.	Hunter Dozier	August 24, 2018	Cody Allen	Cleveland	9	0	5-4
72.	Whit Merrifield	September 1, 2018	Mychal Givens	Baltimore	9	1	5-4
73.	Salvador Perez	September 14, 2018	Trevor Hildenberger	Minnesota	9	3	8-4
74.	Ryan O'Hearn	September 3, 2019	Zac Reiner	Detroit	9	1	6-5

*Brett's home run on May 28, 1979 marked just the third time in club history a player hit for the cycle.

WALK-OFF HOME RUNS BY THE NUMBERS

By Year:

5 times (1): 1995
 4 times (3): 1979, 2002, 2018
 3 times (6): 1973, 1986, 1997, 2000, 2001, 2011
 2 times (11): 1976, 1982, 1984, 1985, 1989, 1990, 1994, 2003, 2012, 2013, 2017
 1 time (17): 1969, 1974, 1977, 1978, 1980, 1987, 1993, 1998, 1999, 2004, 2005, 2008, 2010, 2014, 2015, 2016, 2019
 None (14): 1970, 1971, 1972, 1975, 1981, 1983, 1988, 1991, 1992, 1996, 2006, 2007, 2009, 2020

GRAND SLAMS

NO.	PLAYER	DATE	INNING	OPPONENT	PITCHER
1	Bob Oliver	July 4, 1969 (#1)	8	Seattle	Jim Bouton
2	Ed Kirkpatrick	August 13, 1970	8	at Boston	John Curtis
3	Bob Oliver	April 19, 1971	5	at Minnesota	Steve Barber
4	Paul Schaal	June 4, 1972 (#1)	6	Boston	Ray Culp
5	Cookie Rojas	July 12, 1972	10	at Baltimore	Mickey Scott
6	John Mayberry	September 20, 1972	1	at California	Rudy May
7	Lou Piniella	May 23, 1973	3	at Minnesota	Jim Kaat
8	Kurt Bevacqua	July 9, 1973	5	at Milwaukee	Jerry Bell
9	Cookie Rojas	May 28, 1974	11	Baltimore	Bob Reynolds
10	Vada Pinson	August 21, 1974	7	at Cleveland	Tim Buskey
11	Hal McRae	September 26, 1974	2	California	Chuck Dobson
12	Frank White	June 25, 1975	12	at California	Luis Quintana
13	Amos Otis	April 18, 1978	1	at Toronto	Dave Lemanczyk
14	Al Cowens	August 6, 1978	1	Toronto	Balor Moore
15	George Brett	September 28, 1980	6	at Minnesota	Pete Redfern
16	Jerry Grote	June 3, 1981	5	Seattle	Ken Clay
17	Frank White	August 12, 1981	8	at Baltimore	Jeff Schneider
18	Amos Otis	April 9, 1982	1	Detroit	Jack Morris
19	Hal McRae	July 6, 1982	1	Boston	John Tudor
20	Willie Aikens	September 30, 1982	7	Oakland	Bob Ovwchinko
21	Pat Sheridan	May 18, 1984	4	Texas	Charlie Hough
22	Frank White	August 3, 1984	4	at Detroit	Milt Wilcox
23	Don Slaught	August 16, 1984	6	at Texas	Mike Mason
24	George Brett	September 21, 1984	7	Oakland	Dave Leiper
25	Darryl Motley	September 24, 1984 (#2)	6	California	Frank LaCorte
26	Steve Balboni	April 30, 1985	3	Cleveland	José Román
27	Frank White	July 10, 1985	1	at New York	Dennis Rasmussen
28	Steve Balboni	September 20, 1985	1	Minnesota	Bert Blyleven
29	Frank White	May 15, 1986	8	Cleveland	Rich Yett
30	Jim Sundberg	July 11, 1986	3	Detroit	Frank Tanana
31	Darryl Motley	August 10, 1986	4	at New York	Dennis Rasmussen
32	Bo Jackson	April 14, 1987	6	Detroit	Nate Snell
33	Jamie Quirk	August 22, 1987	6	at Milwaukee	Mark Knudson
34	Frank White	August 25, 1987	6	Texas	Dwayne Henry
35	Kevin Seitzer	August 30, 1987	6	at Chicago	Scott Nielsen
36	Danny Tartabull	October 2, 1987	5	Minnesota	Frank Viola
37	Danny Tartabull	May 15, 1988	3	at Texas	Charlie Hough
38	Danny Tartabull	August 11, 1988	1	Baltimore	Jay Tibbs
39	Danny Tartabull	September 20, 1988	1	at Seattle	Terry Taylor
40	Jim Eisenreich	August 19, 1989	4	at Seattle	Randy Johnson
41	Bo Jackson	September 27, 1989	7	at California	Willie Fraser
42	Gerald Perry	May 8, 1990	1	at Texas	Nolan Ryan
43	Rey Palacios	May 14, 1990	10	Boston	Jeff Reardon
44	Mike Macfarlane	August 4, 1990	2	at Baltimore	Pete Harnisch
45	Kurt Stillwell	May 25, 1991	9	at Minnesota	Larry Casian
46	Kirk Gibson	June 19, 1991	6	at Texas	Joe Bitker
47	Mike Macfarlane	July 11, 1991	2	at Detroit	Mark Leiter
48	Brian McRae	July 14, 1991	8	at Detroit	Dan Gakeler
49	Todd Benzinger	July 23, 1991	6	Milwaukee	Julio Machado
50	Danny Tartabull	August 14, 1991	11	at New York	Steve Farr
51	Tim Spehr	September 29, 1991	2	California	Jim Abbott
52	Gregg Jefferies	May 20, 1992	5	at Chicago	Alex Fernández
53	Wally Joyner	July 23, 1993	7	at Detroit	Bob MacDonald
54	Greg Gagne	July 29, 1993	7	Texas	Bob Patterson
55	Gary Gaetti	September 5, 1993	6	at Boston	Roger Clemens
56	Brent Mayne	May 4, 1994	3	at Toronto	Juan Guzmán
57	Terry Shumpert	May 18, 1994	7	at Seattle	Dave Fleming
58	Mike Macfarlane	May 31, 1994	4	at Boston	Joe Hesketh
59	Hubie Brooks	June 13, 1994	8	California	Bob Patterson
60	Gary Gaetti	May 29, 1995	8	Texas	Terry Burrows
61	Wally Joyner	August 18, 1995	6	at Toronto	Giovanni Carrara
62	Johnny Damon	August 10, 1996	1	at California	Jim Abbott
63	Chili Davis	April 25, 1997	6	at Oakland	Rchie Lewis
64	Craig Paquette	May 24, 1997	6	Seattle	Jamie Moyer
65	Jeff King	June 18, 1997	1	Houston	Donne Wall
66	Jay Bell	June 27, 1997	4	Milwaukee	Bryce Florie
67	Jermaine Dye	August 30, 1997	4	St. Louis	Mark Petkovsek
68	Jeff King	September 27, 1997	6	at Chicago	Danny Darwin
69	Johnny Damon	May 14, 1998	2	at Tampa Bay	Dennis Springer
70	Shane Mack	May 22, 1998	7	at Texas	Xavier Hernández
71	Larry Sutton	May 1, 1999	8	New York	Tony Fossas
72	Mike Sweeney	May 14, 1999	5	at Seattle	Jeff Fassero

GRAND SLAMS (CONT.)

NO.	PLAYER	DATE	INNING	OPPONENT	PITCHER
73.	Jermaine Dye	April 26, 2000	1	Tampa Bay	Ryan Rupe
74.	Jorge Fabregas	July 3, 2000	3	Chicago	Kevin Beirne
75.	Dave McCarty	July 19, 2000	6	at Cleveland	Chuck Finley
76.	Jermaine Dye	September 1, 2000	4	at Tampa Bay	Ryan Rupe
77.	Mark Quinn	September 3, 2000	3	at Tampa Bay	Dave Eiland
78.	Johnny Damon	September 15, 2000	6	at Texas	Jeff Zimmerman
79.	Joe Randa	May 16, 2001	9	Tampa Bay	Esteban Yan
80.	Carlos Beltrán	August 22, 2001	7	Chicago	Bobby Howry
81.	Carlos Beltrán	October 7, 2001	9	at Detroit	Adam Benero
82.	Chuck Knoblauch	April 9, 2002	5	at Boston	Jon Garland
83.	Carlos Beltrán	May 31, 2002	7	at Texas	Francisco Cordero
84.	Raúl Ibañez	July 14, 2002	1	Anaheim	Ramon Ortiz
85.	Carlos Beltrán	July 21, 2002	6	Cleveland	Sean DePaula
86.	Dee Brown	April 9, 2003	3	at Detroit	Wilfredo Ledezma
87.	Mike Sweeney	June 7, 2003 (#1)	2	at Colorado	Shawn Chacon
88.	Matt Stairs	April 20, 2004	6	at Cleveland	Jerome Robertson
89.	Dee Brown	July 16, 2004	3	Minnesota	Brad Radke
90.	Mike Sweeney	July 22, 2004	2	at Detroit	Gary Knotts
91.	Abraham Núñez	August 13, 2004	6	at Oakland	Mark Mulder
92.	John Buck	August 13, 2004	8	at Oakland	Jairo Garcia
93.	Calvin Pickering	August 22, 2004	3	Texas	Scott Erickson
94.	Abraham Nunez	August 26, 2004	1	at Seattle	Jamie Moyer
95.	Ken Harvey	April 30, 2005	3	at Cleveland	Cliff Lee
96.	Matt Stairs	July 14, 2005	8	at Detroit	Franklyn Germán
97.	Paul Phillips*	August 17, 2005	9	at Seattle	Matt Thornton
98.	Mark Teahen	September 22, 2005	4	Cleveland	Cliff Lee
99.	Ryan Shealy	September 15, 2006	1	Seattle	Francisco Cruzeta
100.	José Guillén	June 7, 2008	7	at New York	Andy Pettitte
101.	David DeJesus	June 15, 2008	4	at Arizona	Micah Owings
102.	John Buck	April 14, 2009	8	vs. Cleveland	Carl Pavano
103.	Alberto Callaspo	June 10, 2009	5	at Cleveland	Carl Pavano
104.	Yuniesky Betancourt	May 28, 2010	4	at Boston	Tim Wakefield
105.	Yuniesky Betancourt	July 17, 2010	2	vs. Oakland	Trevor Cahill
106.	Yuniesky Betancourt	August 21, 2010 (#1)	7	vs. Chicago	Sergio Santos
107.	Wilson Betemit	September 15, 2010	3	vs. Oakland	Trevor Cahill
108.	Melky Cabrera	July 29, 2011	4	at Cleveland	Carlos Carrasco
109.	Mike Moustakas	July 2, 2012	7	at Toronto	David Pauley
110.	Billy Butler	April 7, 2013	5	at Philadelphia	Cole Hamels
111.	Alex Gordon	April 25, 2013	10	at Detroit	Darin Downs
112.	Alex Gordon	July 2, 2013	5	vs. Cleveland	Corey Kluber
113.	Lorenzo Cain	July 4, 2013	6	vs. Cleveland	Ubaldo Jiménez
114.	Justin Maxwell	September 22, 2013	10	vs. Texas	Joakim Soria
115.	Alcides Escobar	May 11, 2014	2	at Seattle	Roenis Elias
116.	Omar Infante	June 27, 2014	3	vs. Los Angeles	Matt Shoemaker
117.	Nori Aoki	August 5, 2014	5	at Arizona	Bo Schultz
118.	Paulo Orlando	July 7, 2015 (#1)	9	vs. Tampa Bay	Brad Boxberger
119.	Mike Moustakas	September 12, 2015	7	at Baltimore	T.J. McFarland
120.	Jarrod Dyson	July 18, 2016	8	vs. Cleveland	Jeff Manship
121.	Kendrys Morales	August 7, 2016	7	vs. Toronto	Brett Cecil
122.	Alex Gordon	August 18, 2016	4	vs. Minnesota	Tyler Duffey
123.	Lorenzo Cain	June 10, 2017	8	at San Diego	José Valdéz
124.	Salvador Perez	June 21, 2017	8	vs. Boston	Robby Scott
125.	Eric Hosmer	July 26, 2017	7	at Detroit	Warwick Saupold
126.	Cam Gallagher*	August 14, 2017	6	at Oakland	Jharel Cotton
127.	Brandon Moss	September 12, 2017	1	vs. Chicago	Dylan Covey
128.	Abraham Almonte	April 22, 2018	6	at Detroit	Alex Wilson
129.	Salvador Perez	May 10, 2018	1	at Baltimore	Chris Tillman
130.	Salvador Perez	September 14, 2018	9	vs. Minnesota	Trevor Hillenberger
131.	Brian Goodwin	September 28, 2018	9	vs. Cleveland	Adam Plutko
132.	Ryan O'Hearn	May 7, 2019	3	at Houston	Collin McHugh
133.	Whit Merrifield	May 7, 2019	7	at Houston	Francer Valdéz
134.	Hunter Dozier	June 25, 2019	9	at Cleveland	Brad Hand

* - First Major League Home Run

GRAND SLAMS - BY THE NUMBERS

By Year:

7 times (2): 1991, 2004

6 times (2): 1997, 2000

5 times (4): 1984, 1987, 2013, 2017

4 times (5): 1994, 2002, 2005, 2010, 2018

3 times (12): 1972, 1974, 1982, 1985, 1986, 1988, 1990, 1993, 2001, 2014, 2016, 2019

2 times (11): 1973, 1978, 1981, 1989, 1995, 1998, 1999, 2003, 2008, 2009, 2015

1 time (10): 1969, 1970, 1971, 1975, 1980, 1992, 1996, 2006, 2011, 2012

None (6): 1976, 1977, 1979, 1983, 2007, 2020

INSIDE THE PARK HOME RUNS

NO.	PLAYER	DATE	INN.	ON BASE	OPPONENT	PITCHER
1.	Jerry Adair	April 23, 1969	7	0	Seattle	Marty Pattin
2.	Lou Piniella	June 11, 1969	8	1	at New York	Fritz Peterson
3.	Ed Kirkpatrick	September 28, 1969	1	1	at Chicago	Fred Rath
4.	Pat Kelly	May 5, 1970	5	0	at Baltimore	Tom Phoebus
5.	Fred Patek	July 18, 1971 (#1)	6	0	Detroit	Mike Kilkenny
6.	Fran Healy	July 29, 1973 (#1)	4	1	California	Bill Singer
7.	Paul Schaal	September 19, 1973	2	0	Chicago	Wilbur Wood
8.	Cookie Rojas	July 13, 1974	3	1	Detroit	Woodie Fryman
9.	Jim Wohlford	August 9, 1974	6	0	Milwaukee	Ed Rodriguez
10.	Amos Otis	June 9, 1975	8	1	Detroit	John Hiller
11.	Amos Otis	June 13, 1975	8	0	Boston	Dick Pole
12.	Frank White	July 5, 1975	8	0	Chicago	Dave Hamilton
13.	Fred Patek	August 7, 1975	1	0	Minnesota	Vic Albury
14.	Frank White	September 14, 1975	2	0	California	Frank Tanana
15.	Jim Wohlford	June 6, 1976	1	0	Milwaukee	Jim Colborn
16.	Tom Poquette	June 15, 1976	7	0	at Detroit	Steve Grilli
17.	Al Cowens	August 10, 1976	7	0	New York	Dock Ellis
18.	George Brett	October 3, 1976	9	0	Minnesota	Jim Hughes
19.	Amos Otis	May 5, 1977	1	0	Chicago	Ken Bretz
20.	Darrell Porter	April 12, 1978	6	0	Baltimore	Mike Flanagan
21.	Clint Hurdle	April 15, 1978	6	0	Cleveland	Don Hood
22.	Amos Otis	May 12, 1978	9	1	New York	Rich Gossage
23.	John Wathan	July 9, 1978	3	0	Baltimore	John Finn
24.	Amos Otis	April 7, 1979	2	1	Toronto	Jim Clancy
25.	Willie Wilson	May 13, 1979	7	1	Chicago	Steve Trout
26.	Willie Wilson	June 9, 1979	13	0	New York	Ken Clay
27.	Willie Wilson	June 15, 1979	9	2	at Milwaukee	Bill Castro
28.	Frank White	August 8, 1979	1	0	Detroit	Pat Underwood
29.	Willie Wilson	August 25, 1979	1	0	Boston	Mike Torrez
30.	Willie Wilson	September 16, 1979	3	0	Seattle	Rob Dressler
31.	Willie Wilson	May 14, 1980	1	0	at New York	Ron Guidry
32.	John Wathan	May 31, 1980	6	2	Chicago	Ed Farmer
33.	Willie Wilson	June 19, 1980	7	0	Cleveland	Mike Stanton
34.	Clint Hurdle	July 25, 1980	2	1	New York	Luis Tiant
35.	Hal McRae	July 31, 1980	6	2	Boston	Bill Campbell
36.	George Brett	August 15, 1980	1	2	Toronto	Jesse Jefferson
37.	Willie Wilson	May 11, 1982	8	2	Milwaukee	Dwight Bernard
38.	Hal McRae	June 4, 1982	1	1	at New York	Dave Righetti
39.	George Brett	June 13, 1982	4	0	Seattle	Floyd Bannister
40.	Amos Otis	July 4, 1982	2	0	California	Geoff Zahn
41.	Willie Wilson	July 21, 1982	8	1	Toronto	Dale Murray
42.	Willie Wilson	September 3, 1982	3	0	New York	Jay Howell
43.	Jerry Martin	April 9, 1983	2	0	Milwaukee	Bob McClure
44.	U.L. Washington	April 11, 1983	5	0	Boston	Bruce Hurst
45.	Willie Wilson	May 14, 1983	1	0	Detroit	David Rucker
46.	Willie Wilson	August 9, 1983	7	0	Milwaukee	Don Sutton
47.	John Wathan	September 23, 1983	7	0	Minnesota	Harry Pettibone
48.	Willie Wilson	June 1, 1984	3	0	at Minnesota	Mike Smithson
49.	Pat Sheridan	May 12, 1985	6	0	New York	Phil Niekro
50.	Omar Moreno	September 5, 1985	1	0	Milwaukee	Moose Haas
51.	George Brett	October 2, 1985	1	2	California	Ron Romanick
52.	George Brett	October 4, 1985	7	0	Oakland	Jose Rijo
53.	Jorge Orta	June 26, 1986	1	1	Oakland	Rick Langford
54.	Jorge Orta	July 2, 1986	6	0	Seattle	Mike Morgan
55.	Danny Tartabull	October 3, 1987	2	0	Minnesota	Bert Blyleven
56.	Kurt Stillwell	April 7, 1988	6	1	Toronto	Jim Clancy
57.	George Brett	May 4, 1988	3	1	New York	John Candelaria
58.	Danny Tartabull	May 25, 1988	6	0	Minnesota	Bert Blyleven
59.	Brad Wellman	September 11, 1988	6	0	Oakland	Bob Welch
60.	Kevin Seitzer	May 13, 1989	1	0	Texas	Jamie Moyer
61.	Bo Jackson	May 31, 1990	6	1	Oakland	Bob Welch
62.	Danny Tartabull	June 28, 1990	6	1	at Seattle	Russ Swan
63.	Bill Pecota	September 16, 1990	3	1	Cleveland	Efrain Valdéz
64.	Kurt Stillwell	September 24, 1990	7	2	Oakland	Reggie Harris
65.	Brian McRae	April 30, 1991	4	0	Detroit	Walt Terrell
66.	Brian McRae	May 18, 1991	7	1	Milwaukee	Don August
67.	Bill Pecota	May 20, 1991	4	0	Seattle	Bill Swift
68.	Gary Thurman	July 5, 1991	8	0	Oakland	Steve Chitren
69.	Brent Mayne	August 22, 1991	4	1	Texas	José Guzmán

INSIDE THE PARK HOME RUNS (CONT.)

No.	Player	Date	Inn.	On Base	Opponent	Pitcher
70.	Harvey Pulliam	August 27, 1991	4	1	Chicago	Wilson Alvarez
71.	Brent Mayne	September 27, 1991	4	1	California	Kirk McCaskill
72.	David Howard	August 4, 1992 (#2)	7	2	California	Mike Butcher
73.	Brian McRae	August 6, 1992	4	2	California	Chuck Finley
74.	George Brett	September 6, 1992	7	1	Chicago	Roberto Hernandez
75.	Brian McRae	September 22, 1992	2	1	Seattle	Randy Johnson
76.	Wally Joyner	June 24, 1993	8	0	California	Doug Linton
77.	Brian McRae	July 17, 1993	9	1	at Toronto	Danny Cox
78.	Greg Gagne	June 19, 1994	7	2	Seattle	Bill Risley
79.	Michael Tucker	August 16, 1996	9	0	at Texas	Mike Henneman
80.	Craig Paquette	May 27, 1997	4	1	Oakland	Mike Oquist
81.	Tom Goodwin	July 19, 1997	8	0	at Seattle	Bob Wolcott
82.	Carlos Febles	April 14, 1999	2	1	at Cleveland	Bartolo Colon
83.	Johnny Damon	August 25, 1999	3	0	Baltimore	Doug Linton
84.	Carlos Beltrán	August 4, 2002	1	0	at Minnesota	Kyle Lohse
85.	Carlos Beltrán	April 29, 2003	3	0	at Boston	Tim Wakefield
86.	Angel Berroa	August 1, 2003	1	0	Tampa Bay	Joe Kennedy
87.	Aaron Guiel	August 3, 2003	3	0	Tampa Bay	Jeremi Gonzalez
88.	Abraham Núñez	September 17, 2004	7	0	at Cleveland	Rick White
89.	Angel Berroa	May 15, 2005	3	0	Tampa Bay	Mark Hendrickson
90.	David DeJesus	August 14, 2005 (#1)	3	0	Detroit	Jason Johnson
91.	Mark Grudzielanek	August 20, 2006	9	1	Oakland	Justin Duchscherer
92.	Mark Teahen	May 27, 2008	9	2	Minnesota	Joe Nathan
93.	Mark Teahen	July 10, 2008	8	1	Chicago	Boone Logan
94.	David DeJesus	September 20, 2008	3	0	Chicago	Gavin Floyd
95.	David DeJesus	April 23, 2010	6	0	Minnesota	Carl Pavano
96.	Lorenzo Cain	September 8, 2014	7	0	at Detroit	Justin Verlander
97.	Jarrod Dyson	July 8, 2015	6	1	Tampa Bay	Chris Archer
98.	Drew Butera	July 22, 2018	7	2	Minnesota	Trevor Hildenberger
99.	Adalberto Mondesi	April 2, 2019	8	0	Minnesota	Taylor Rogers
100.	Whit Merrifield	July 16, 2019	4	1	Chicago	Dylan Cease
101.	Whit Merrifield	August 9, 2019	1	0	at Detroit	Edwin Jackson

INSIDE-THE-PARK HOME RUNS - BY THE NUMBERS

By Year:

7 times (2): 1979, 1991

6 times (2): 1980, 1982

5 times (2): 1975, 1983

4 times (6): 1976, 1978, 1985, 1988, 1990, 1992

3 times (4): 1969, 2003, 2008, 2019

2 times (7): 1973, 1974, 1986, 1993, 1997, 1999, 2005

1 time (15): 1970, 1971, 1977, 1984, 1987, 1989, 1994, 1996, 2002, 2004, 2006, 2010, 2014, 2015, 2018

None (14): 1972, 1981, 1995, 1998, 2000, 2001, 2007, 2009, 2011, 2012, 2013, 2016, 2017, 2020

THREE-HOME RUN GAMES - BY THE NUMBERS

PLAYER (TOTAL)	DATE	OPPONENT	PITCHERS
George Brett (3)	July 22, 1979	at Texas	Comer (2) & Babcock (1)
	April 20, 1983	at Detroit	Morris (2) & Bailey (1)
	October 6, 1978*	at New York	Hunter
John Mayberry (2)	July 1, 1975	at Texas	Jenkins
	June 1, 1977	at Toronto	Johnson, Willis, & Bruno
Tony Solaita (1)	September 7, 1975	at California	Lange (1) & Scott (2)
Bo Jackson (1)	July 17, 1990	at New York Yankees	Hawkins
Danny Tartabull (1)	July 6, 1991	Oakland	Welch (2) & Nelson (1)
Kendrys Morales (1)	September 20, 2015	at Detroit	Simón (2) & Ferrell (1)
Lorenzo Cain (1)	May 10, 2016	at New York Yankees	Tanaka (2) & Miller (1)

Note: 13 players, including just one Royal (Tartabull), have recorded a three-home run game at Kauffman Stadium. The opposing players are: Tony Oliva (Minnesota), July 3, 1973, Willie Horton (Texas), May 15, 1977, Paul Molitor (Milwaukee), May 12, 1982, George Bell (Toronto), April 4, 1988, Carlos Delgado (Toronto), April 20, 2001, Jason Varitek (Boston), May 20, 2001, Luis Gonzalez (Arizona), June 8, 2001, José Valentín (Chicago-AL), July 30, 2003, Alex Rodriguez (New York), August 14, 2010, Shin-soo Choo (Cleveland), September 17, 2010, Victor Martínez (Detroit), June 16, 2016 and Matt Davidson (Chicago-AL), March 29, 2018

*-Game 3 of the 1978 ALCS

PINCH HIT HOME RUNS

NO.	PLAYER	DATE	INN.	ON BASE	OPPONENT	PITCHER
1.	Bob Taylor	May 6, 1969	9	2	at Detroit	Dick Radatz
2.	Chuck Harrison	July 10, 1969	7	1	at Minnesota	Dick Woodson
3.	Bob Oliver	September 8, 1969	5	1	at Oakland	Lew Krause
4.	Lou Piniella	July 4, 1970	9	2	at Milwaukee	Dave Baldwin
5.	Gail Hopkins	June 5, 1971	7	2	at New York	Lindy McDaniel
6.	Bob Oliver	June 23, 1971	6	0	at Chicago	Wilbur Wood
7.	Chuck Harrison	July 27, 1971	7	1	at Detroit	Mickey Lolich
8.	Ed Kirkpatrick	August 7, 1971 (#1)	6	1	Milwaukee	Marty Pattin
9.	Richie Scheinblum	June 1, 1972	8	1	at Minnesota	Dave LaRoche
10.	Kurt Bevacqua	July 9, 1973	5	3	at Milwaukee	Jerry Bell
11.	Al Cowens	April 15, 1975	8	1	at Oakland	Paul Lindblad
12.	Tony Solaita	May 1, 1975	7	1	California	Don Kirkwood
13.	Harmon Killebrew	September 1, 1975	8	1	at Chicago	Claude Osteen
14.	Jamie Quirk	September 20, 1975	9	0	Oakland	Rollie Fingers
15.	John Mayberry	June 4, 1977	2	2	Baltimore	Tony Chevez
16.	Joe Zdeb	June 25, 1977	7	1	at Oakland	Bob Lacey
17.	Amos Otis	July 6, 1977	7	1	Milwaukee	Bob McClure
18.	Tom Poquette	September 24, 1978	9	0	at Minnesota	Dave Goltz
19.	Amos Otis	September 10, 1979 (#1)	5	0	Minnesota	Darrell Jackson
20.	George Brett	September 28, 1980	6	3	at Minnesota	Pete Redfern
21.	Willie Aikens	August 22, 1982	9	1	at Chicago	Jim Kern
22.	Dane Iorg	August 7, 1984	8	1	Milwaukee	Pete Ladd
23.	Buddy Biancalana	September 18, 1984	9	1	at California	D.W. Smith
24.	Hal McRae	June 28, 1985	8	2	California	Donnie Moore
25.	Jim Sundberg	July 30, 1986	9	0	Toronto	John Cerutti
26.	Hal McRae	September 17, 1986	8	0	at California	Don Sutton
27.	Steve Balboni	July 8, 1987	7	2	at Cleveland	Mark Huisman
28.	Jim Eisenreich	August 13, 1987	8	0	Detroit	Jack Morris
29.	Steve Balboni	September 10, 1987	7	1	at Oakland	Curt Young
30.	Jim Eisenreich	April 26, 1989	8	1	New York	Lance McCullers
31.	Pat Tabler	September 12, 1989	9	1	Texas	Kenny Rogers
32.	Bo Jackson	September 30, 1990	9	0	at California	Scott Lewis
33.	Carmelo Martínez	May 18, 1991	8	0	Milwaukee	Mark Lee
34.	Carmelo Martínez	June 6, 1991	9	0	Texas	Jeff Russell
35.	Brent Mayne	August 1, 1991	8	1	at Milwaukee	Julio Machado
36.	Warren Cromartie	August 17, 1991	9	1	at Boston	Jeff Reardon
37.	Kurt Stillwell	September 4, 1991	8	0	at Chicago	Alex Fernández
38.	Hubie Brooks	June 13, 1994	8	3	California	Bob Patterson
39.	Phil Hiatt	May 4, 1995	7	1	at Minnesota	Rich Robertson
40.	Wally Joyner	May 30, 1995	6	2	Texas	Hector Fajardo
41.	Jon Nunnally	June 4, 1995	7	0	Milwaukee	Graeme Lloyd
42.	Bob Hamelin	July 2, 1995	9	1	Chicago	Tim Lincecum
43.	Gary Gaetti	August 17, 1995	10	0	at Baltimore	Jesse Orosco
44.	Joe Vitiello	September 23, 1995	9	0	Cleveland	Jim Poole
45.	Bob Hamelin	April 28, 1996	9	1	at Boston	Heathcliff Slocumb
46.	Roderick Myers	September 12, 1996	8	0	Seattle	Rafael Carmona
47.	Johnny Damon	May 15, 1997	9	0	Detroit	Doug Brocail
48.	Scott Cooper	May 27, 1997	9	0	Oakland	Bill Taylor
49.	Larry Sutton	August 28, 1997	9	2	at Baltimore	Terry Mathews
50.	Shane Mack	May 22, 1998	7	3	at Texas	Xavier Hernández
51.	Dave McCarty	May 27, 2000	9	1	at Anaheim	Troy Percival
52.	Raúl Ibañez	August 18, 2001	8	1	at Detroit	C.J. Nitkowski
53.	Luis Alica	September 8, 2001	8	0	at Texas	Pat Mahomes
54.	Gregg Zaun	September 28, 2001	7	0	Chicago	Alan Embree
55.	Brent Mayne	September 8, 2002	9	1	Seattle	Kazuhiro Sasaki
56.	Aaron Guiel	September 24, 2002	8	2	Detroit	Kyle Farnsworth
57.	Carlos Beltrán	May 18, 2003	9	0	Toronto	Cliff Politte
58.	Mike DiFelice	September 26, 2003	9	0	Chicago	Tom Gordon
59.	Mendy López	September 27, 2003	6	1	Chicago	Bartolo Colón
60.	Mendy López	April 5, 2004	9	2	Chicago	Damaso Marte
61.	Matt Stairs	June 26, 2005	9	1	at Colorado	Matt Anderson
62.	Matt Stairs	June 27, 2006	9	1	at Cincinnati	Todd Coffey
63.	Ross Gload	April 27, 2007	8	2	at Seattle	Chris Reitsma
64.	Mark Grudzielanek	September 24, 2007	8	0	at Baltimore	Jamie Walker
65.	Miguel Olivo	June 30, 2008	9	0	at Baltimore	George Sherrill
66.	Mike Jacobs	August 17, 2009	8	0	at Chicago	Scott Linebrink
67.	Brayan Peña	August 21, 2009	9	0	Minnesota	Joe Nathan

PINCH HIT HOME RUNS (CONT.)

NO.	PLAYER	DATE	INN.	ON BASE	OPPONENT	PITCHER
68.	Willie Bloomquist	June 3, 2010	9	1	Los Angeles	Brian Fuentes
69.	Alex Gordon	August 8, 2010	9	0	at Seattle	David Aardsma
70.	Wilson Betemit	July 2, 2011	4	2	at Colorado	Greg Reynolds
71.	Billy Butler	June 17, 2012	9	0	at St. Louis	Jason Motte
72.	Lorenzo Cain	July 17, 2012	7	1	Seattle	Shawn Kelley
73.	Yuniesky Betancourt	July 22, 2012	9	0	Minnesota	Glen Perkins
74.	Justin Maxwell	August 3, 2013	12	0	at New York-NL	David Aardsma
75.	Billy Butler	July 25, 2014	8	1	Cleveland	John Axford
76.	Erik Kratz	August 18, 2014	7	0	at Minnesota	Anthony Swarzak
77.	Whit Merrifield	August 2, 2018	8	2	at Chicago-AL	Xavier Cedeño
78.	Ryan O'Hearn	August 15, 2018	9	0	vs. Toronto	Ken Giles
79.	Lucas Duda	July 23, 2019	8	0	at Atlanta	Anthony Swarzak
80.	Ryan O'Hearn	September 3, 2019	9	0	vs. Detroit	Zac Reininger
81.	Cheslor Cuthbert	September 21, 2019	9	1	at Minnesota	Taylor Rogers
82.	Ryan McBroom	August 11, 2020	8	1	at Cincinnati	Amir Garrett
83.	Ryan McBroom	August 26, 2020	8	0	at St. Louis	Genesis Cabrera
84.	Ryan McBroom	August 29, 2020	7	0	at Chicago-AL	Zack Burdi

PINCH-HIT HOME RUNS - BY THE NUMBERS

By Year:

6 times (1): 1995

5 times (1): 1991

4 times (2): 1971, 1975

3 times (10): 1969, 1977, 1986, 1987, 1997, 2001, 2003, 2012, 2019, 2020

2 times (9): 1984, 1989, 1996, 2002, 2007, 2009, 2010, 2014, 2018

1 time (18): 1970, 1972, 1973, 1978, 1979, 1980, 1982, 1985, 1990, 1994, 1998, 2000, 2004, 2005, 2006, 2008, 2011, 2013

None (11): 1974, 1976, 1981, 1983, 1988, 1992, 1993, 1999, 2015, 2016, 2017

HOME RUNS RECORDS BY MONTH (REGULAR SEASON)

MONTH	PLAYER	HOME RUNS	YEAR	LEAGUE RANK
March	Alex Gordon	1	2008	Tied for second
	Mike Aviles		2011	Tied for first
	Jeff Francoeur		2011	Tied for first
	Lucas Duda		2018	Tied for sixth
April	Jermaine Dye	11	2000	First
May	Gary Gaetti	9	1995	Fifth
June	Mike Sweeney	11	2001	First
July	John Mayberry	12	1975	First
August	Chili Davis	12	1997	Tied for first
September	Jorge Soler	10	2019	Tied for first
October	George Brett	4	1985	Tied for first

HOME RUNS FROM BOTH SIDES OF THE PLATE (REGULAR SEASON)

NO.	PLAYER	DATE	OPPONENT	PITCHERS
1.	Willie Wilson	June 15, 1979	at Milwaukee	Caldwell & Castro
2.	U.L. Washington	September 21, 1979	at Oakland	Langford & Minetto
3.	Chili Davis	June 7, 1997	Texas	Oliver & Whiteside
4.	Carlos Beltrán	June 29, 2000	Cleveland	Colón & Lorraine
5.	Carlos Beltrán	September 6, 2002	Seattle	García & Halama
6.	Wilson Betemit	June 10, 2010	at Minnesota	Baker & Duensing
7.	Ben Zobrist	August 1, 2015	at Toronto	Buehrle & Lowe
8.	Kendrys Morales	July 2, 2016	at Philadelphia	Nola & Morgan

POSTSEASON HOME RUNS

NO.	PLAYER	DATE/ROUND (GAME)	INN.	ON BASE	OPPONENT	PITCHER
1.	John Mayberry	Oct. 14, 1976 / ALCS (5)	1	1	at New York	Ed Figueroa
2.	George Brett	Oct. 14, 1976 / ALCS (5)	8	2	at New York	Grant Jackson
3.	Hal McRae	Oct. 5, 1977 / ALCS (1)	1	1	at New York	Don Gullett
4.	John Mayberry	Oct. 5, 1977 / ALCS (1)	3	1	at New York	Dick Tidrow
5.	Al Cowens	Oct. 5, 1977 / ALCS (1)	8	0	at New York	Dick Tidrow
6.	Fred Patek	Oct. 4, 1978 / ALCS (2)	7	1	New York	Dick Tidrow
7.	George Brett	Oct. 6, 1978 / ALCS (3)	1	0	at New York	Catfish Hunter
8.	George Brett	Oct. 6, 1978 / ALCS (3)	3	0	at New York	Catfish Hunter
9.	George Brett	Oct. 6, 1978 / ALCS (3)	5	0	at New York	Catfish Hunter
10.	George Brett	Oct. 8, 1980 / ALCS (1)	7	0	New York	Ron Davis
11.	Frank White	Oct. 10, 1980 / ALCS (3)	5	0	at New York	Tommy John
12.	George Brett	Oct. 10, 1980 / ALCS (3)	7	2	at New York	Rich Gossage
13.	Amos Otis	Oct. 14, 1980 / WS (1)	2	1	at Philadelphia	Bob Walk
14.	Willie Aikens	Oct. 14, 1980 / WS (1)	3	1	at Philadelphia	Bob Walk
15.	Willie Aikens	Oct. 14, 1980 / WS (1)	8	1	at Philadelphia	Bob Walk
16.	George Brett	Oct. 17, 1980 / WS (3)	1	0	Philadelphia	Dick Ruthven
17.	Amos Otis	Oct. 17, 1980 / WS (3)	7	0	Philadelphia	Dick Ruthven
18.	Willie Aikens	Oct. 18, 1980 / WS (4)	1	1	Philadelphia	Larry Christenson
19.	Willie Aikens	Oct. 18, 1980 / WS (4)	2	0	Philadelphia	Dickie Noles
20.	Amos Otis	Oct. 19, 1980 / WS (5)	6	0	Philadelphia	Marty Bystrom
21.	Willie Wilson	Oct. 9, 1985 / ALCS (2)	3	1	at Toronto	Jimmy Key
22.	Pat Sheridan	Oct. 9, 1985 / ALCS (2)	9	0	at Toronto	Tom Henke
23.	George Brett	Oct. 11, 1985 / ALCS (3)	1	0	Toronto	Doyle Alexander
24.	Jim Sundberg	Oct. 11, 1985 / ALCS (3)	5	0	Toronto	Doyle Alexander
25.	George Brett	Oct. 11, 1985 / ALCS (3)	6	1	Toronto	Doyle Alexander
26.	George Brett	Oct. 15, 1985 / ALCS (6)	5	0	at Toronto	Doyle Alexander
27.	Pat Sheridan	Oct. 16, 1985 / ALCS (7)	4	0	at Toronto	Dave Stieb
28.	Frank White	Oct. 22, 1985 / WS (3)	5	1	at St. Louis	Joaquín Andújar
29.	Darryl Motley	Oct. 27, 1985 / WS (7)	2	1	St. Louis	John Tudor
30.	Mike Moustakas	Oct. 2, 2014 / ALDS (1)	11	0	at Los Angeles	Fernando Salas
31.	Eric Hosmer	Oct. 3, 2014 / ALDS (2)	11	1	at Los Angeles	Kevin Jepsen
32.	Eric Hosmer	Oct. 5, 2014 / ALDS (3)	3	1	Los Angeles	Héctor Santiago
33.	Mike Moustakas	Oct. 5, 2014 / ALDS (3)	4	0	Los Angeles	Mike Morin
34.	Alcides Escobar	Oct. 10, 2014 / ALCS (1)	3	0	at Baltimore	Chris Tillman
35.	Alex Gordon	Oct. 10, 2014 / ALCS (1)	10	0	at Baltimore	Darren O'Day
36.	Mike Moustakas	Oct. 10, 2014 / ALCS (1)	10	1	at Baltimore	Brian Matusz
37.	Mike Moustakas	Oct. 11, 2014 / ALCS (2)	4	0	at Baltimore	Bud Norris
38.	Salvador Perez	Oct. 21, 2014 / WS (1)	7	0	San Francisco	Madison Bumgarner
39.	Omar Infante	Oct. 22, 2014 / WS (2)	6	1	San Francisco	Hunter Strickland
40.	Mike Moustakas	Oct. 28, 2014 / WS (6)	7	0	San Francisco	Hunter Strickland
41.	Kendrys Morales	Oct. 8, 2015 / ALDS (1)	2	0	Houston	Collin McHugh
42.	Kendrys Morales	Oct. 8, 2015 / ALDS (1)	4	0	Houston	Collin McHugh
43.	Salvador Perez	Oct. 9, 2015 / ALDS (2)	2	0	Houston	Scott Kazmir
44.	Lorenzo Cain	Oct. 11, 2015 / ALDS (3)	4	0	at Houston	Dallas Keuchel
45.	Alex Gordon	Oct. 11, 2015 / ALDS (3)	9	0	at Houston	Luke Gregerson
46.	Salvador Perez	Oct. 12, 2015 / ALDS (4)	2	1	at Houston	Lance McCullers Jr.
47.	Eric Hosmer	Oct. 12, 2015 / ALDS (4)	9	1	at Houston	Josh Fields
48.	Kendrys Morales	Oct. 14, 2015 / ALDS (5)	8	2	Houston	Dallas Keuchel
49.	Salvador Perez	Oct. 16, 2015 / ALCS (1)	4	0	Toronto	Marco Estrada
50.	Kendrys Morales	Oct. 19, 2015 / ALCS (3)	9	2	at Toronto	Roberto Osuna
51.	Ben Zobrist	Oct. 20, 2015 / ALCS (4)	1	1	at Toronto	R.A. Dickey
52.	Alex Ríos	Oct. 20, 2015 / ALCS (4)	2	0	at Toronto	R.A. Dickey
53.	Salvador Perez	Oct. 21, 2015 / ALCS (5)	8	0	at Toronto	Marco Estrada
54.	Ben Zobrist	Oct. 23, 2015 / ALCS (6)	1	0	Toronto	David Price
55.	Mike Moustakas	Oct. 23, 2015 / ALCS (6)	2	0	Toronto	David Price
56.	Alcides Escobar	Oct. 27, 2015 / WS (1)	1	0	New York Mets	Matt Harvey
57.	Alex Gordon	Oct. 27, 2015 / WS (1)	9	0	New York Mets	Jeury Familia

HOME RUNS BY A ROYALS PITCHER

NAME	DATE	OPPONENT	PITCHER	INNING
1. Jim Rooker	July 7, 1969	at Minnesota	Jim Kaat	3rd
2. Jim Rooker	July 7, 1969	at Minnesota	Jim Kaat	5th
3. Jim Rooker	July 16, 1969	at California	A. Messersmith	3rd
4. Jim Rooker	Sept. 1, 1969 (Gm. 1)	Detroit	Mike Kilkenny	2nd
5. Jim Rooker	July 24, 1970	at Cleveland	Rich Hand	2nd
6. Jim York	July 24, 1971	at Cleveland	Alan Foster	4th
7. Lance Clemons	August 31, 1971	at Milwaukee	Ken Sanders	8th
8. Zack Greinke	June 10, 2005	at Arizona	Russ Ortiz	5th

ROOKIE RECORDS

BATTING RECORDS

GAMES

1.	161	Kevin Seitzer	1987
2.	158	Angel Berroa	2003
3.	156	Carlos Beltrán	1999

AVERAGE

1.	.323	Kevin Seitzer	1987
2.	.294	Mark Quinn	2000
3.	.293	Carlos Beltrán	1999

HITS

1.	207	Kevin Seitzer	1987
2.	194	Carlos Beltrán	1999
3.	163	Angel Berroa	2003

SINGLES

1.	151	Kevin Seitzer	1987
2.	138	Carlos Beltrán	1999
3.	111	Angel Berroa	2003

DOUBLES

1.	36	Alex Gordon	2007
2.	33	Kevin Seitzer	1987
3.	33	Mark Quinn	2000

TRIPLES

1.	10	Tom Poquette	1976
2.	9	Carlos Febles	1999
3.	8	Kevin Seitzer	1987

HOME RUNS

1.	24	Bob Hamelin	1994
2.	22	Bo Jackson	1987
3.	22	Carlos Beltrán	1999

RBI

1.	108	Carlos Beltrán	1999
2.	83	Kevin Seitzer	1987
3.	78	Mark Quinn	2000
78		Eric Hosmer	2011

WALKS

1.	84	Mike Fiore	1969
2.	80	Kevin Seitzer	1987
3.	56	Clint Hurdle	1978
56		Bob Hamelin	1994

ON-BASE PERCENTAGE

1.	.399	Kevin Seitzer	1987
2.	.342	Mark Quinn	2000
3.	.338	Angel Berroa	2003

SLUGGING PERCENTAGE

1.	.488	Mark Quinn	2000
2.	.470	Kevin Seitzer	1987
3.	.465	Eric Hosmer	2011

RUNS

1.	112	Carlos Beltrán	1999
2.	105	Kevin Seitzer	1987
3.	92	Angel Berroa	2003

EXTRA-BASE HITS

1.	56	Kevin Seitzer	1987
56		Carlos Beltrán	1999
3.	55	Mark Quinn	2000
55		Alex Gordon	2007

AT BATS

1.	663	Carlos Beltrán	1999
2.	641	Kevin Seitzer	1987
3.	567	Angel Berroa	2003

TOTAL BASES

1.	301	Kevin Seitzer	1987
301		Carlos Beltrán	1999
3.	256	Angel Berroa	2003

STOLEN BASES

1.	46	Willie Wilson	1978
2.	40	Pat Kelly	1969
3.	27	Carlos Beltrán	1999

PITCHING RECORDS

WINS

1.	17	Tom Gordon	1989
2.	16	Steve Busby	1973
3.	15	Dennis Leonard	1975

LOSSES

1.	16	Jim Rooker	1969
2.	15	Steve Busby	1973
3.	14	Mark Gubicza	1984

WON-LOSS PERCENTAGE

1.	.682	Dennis Leonard (15-7)	1975
2.	.654	Tom Gordon (17-9)	1989
3.	.636	Rich Gale (14-8)	1978

ERA

1.	2.76	Kevin Appier	1990
2.	3.07	Bob Johnson	1970
3.	3.09	Rich Gale	1978

GAMES

1.	76	Kelvin Herrera	2012
2.	70	Tim Hill	2018
3.	68	Mike MacDougal	2003
68		Tim Collins	2011

GAMES STARTED

1.	37	Steve Busby	1973
2.	30	Dennis Leonard	1975
30		Rich Gale	1978
30		Yordano Ventura	2014

COMPLETE GAMES

1.	10	Dick Drago	1969
10		Bob Johnson	1970
3.	9	Rich Gale	1978

SHUTOUTS

1.	4	Bill Butler	1969
2.	3	Paul Splittorff	1971
3		Rich Gale	1978
3		Kevin Appier	1990

SAVES

1.	27	Mike MacDougal	2003
2.	20	Doug Bird	1973
3.	17	Joakim Soria	2007

INNINGS PITCHED

1.	238.1	Steve Busby	1973
2.	214.0	Bob Johnson	1970
3.	212.1	Dennis Leonard	1975

HITS ALLOWED

1.	246	Steve Busby	1973
2.	212	Dennis Leonard	1975
3.	206	Glendon Rusch	1997

WALKS

1.	105	Steve Busby	1973
2.	100	Rich Gale	1978
3.	91	Bill Butler	1969

STRIKEOUTS

1.	206	Bob Johnson	1970
2.	174	Steve Busby	1973
3.	159	Yordano Ventura	2014

HOME RUNS ALLOWED

1.	28	Glendon Rusch	1997
2.	26	Kris Wilson	2001
26		Zack Greinke	2004

OPPONENT BATTING AVERAGE

1.	.210	Tom Gordon	1989
2.	.220	Brady Singer	2020
3.	.228	Bob Johnson	1970

*Offensive minimums based on 3.1 plate appearances per game (509)

*Pitching minimums based on 1.0 IP per game (162.0)

CLUB/STADIUM FIRSTS

ROYALS FIRSTS

Game:	at Municipal Stadium vs. Minnesota, April 8, 1969 (att: 17,688)
Batter:	Lou Piniella (doubled off Hall), vs. Minnesota, April 8, 1969
Hit:	Lou Piniella, vs. Minnesota, April 8, 1969
Run:	Lou Piniella, vs. Minnesota, April 8, 1969
Win:	Kansas City 4, Minnesota 3 in Kansas City, April 8, 1969
Winning Pitcher:	Moe Drabowski (1.0 IP, 0 H, 0 ER), vs. Minnesota, April 8, 1969
Save:	Dave Wickersham (0.2 IP, 0 H, 0 ER), at Oakland, April 12, 1969
RBI:	Jerry Adair, drove in Piniella, vs. Minnesota, April 8, 1969
GW Hit:	Joe Keough (off Woodson) PH in 12th of 4-3 win vs. Minnesota, April 9, 1969
Triple:	Lou Piniella (off John Odom) vs. Oakland, April 19, 1969
HR:	Mike Fiore (off John Odom) at Oakland, April 13, 1969
Grand Slam:	Bob Oliver (off Jim Bouton) vs. Seattle (8th inning), July 4, 1969
Stolen Base:	Joe Foy (off Jim Kaat, 4th inning) vs. Minnesota, April 9, 1969
500 Month:	September, 1969 (15-15)
Winning Season:	1971 (85-76), 3rd season

MUNICIPAL STADIUM LASTS (1972)

Game:	Kansas City 4, Texas 0, Oct. 4, 1972 (att: 7,329)
Pitch:	9:40 p.m. by Roger Nelson, KC, Oct. 4, 1972
Batter:	Ted Ford, TEX (lined out to short), Oct. 4, 1972
Hit:	Ed Kirkpatrick, off Steve Lawson (8th inning), Texas, Oct. 4, 1972
Run:	Amos Otis, KC (5th inning), Oct. 4, 1972
Win:	Kansas City 4, Texas 0, Oct. 4, 1972
Winning Pitcher:	Roger Nelson (CG, 9.0 IP, 2 H, 0 R, 3 BB, 6 SO) Texas, Oct. 4, 1972
Save:	Ted Abernathy (1.2 IP, 1 H, 1 SO) Milwaukee, Aug. 19, 1972
RBI:	Lou Piniella, 2-run single off Pete Broberg (5th inning), Oct. 4, 1972
Double:	John Mayberry, off Don Stanhouse (4th inning), Oct. 4, 1972
Triple:	George Hendrick, OAK off Mike Hedlund (7th inning), Sept. 30, 1972
HR:	Gene Tenace, OAK, 2-run homer off Monty Montgomery (4th inning), Sept. 30, 1972
KC HR:	John Mayberry, 3-run homer off Vida Blue (5th inning), Sept. 29, 1972

"OLD" KAUFFMAN STADIUM FIRSTS (1973)

Game:	Kansas City 12, Texas 1, April 10, 1973 (att: 39,464)
Pitch:	7:39 p.m. by Paul Splittorff, KC, April 10, 1973
Batter:	Dave Nelson, Texas (grounded out to Paul Splittorff), April 10, 1973
Hit:	Amos Otis, KC off Pete Broberg (1st inning), Texas, April 10, 1973
Run:	Fred Patek, KC (1st inning) Texas, April 10, 1973
Win:	Kansas City 12, Texas 1, April 10, 1973
Winning Pitcher:	Paul Splittorff (9.0 IP, 5 H, 1 R, 3 BB, 1 SO), KC, April 10, 1973
Save:	Bruce Dal Canton (3.0 IP, 3 H, 2 ER), KC vs. Chicago, April 13, 1973
RBI:	John Mayberry, KC, 2-run single to right off Pete Broberg, Texas (1st inning), April 10, 1973
Double:	Amos Otis, KC off Pete Broberg, Texas (2nd inning), April 10, 1973
Triple:	Jeff Burroughs, Texas off Paul Splittorff, April 10, 1973
HR:	John Mayberry, 2-run homer off Bill Gogolewski (5th inning), Texas, April 10, 1973
Grand Slam:	Davey May, Milwaukee, off Dal Canton (9th inning), April 26, 1973
Stolen Base:	Fred Patek, KC (1st inning) Texas, April 10, 1973

"OLD" KAUFFMAN STADIUM LASTS (2008)

Game:	Chicago 3, Kansas City 0, Sept. 21, 2008 (att: 16,920)
Pitch:	3:38 p.m. by Bobby Jenks, CWS, Sept. 21, 2008
Batter:	Alex Gordon, KC (struck out), Sept. 21, 2008
Hit:	Jermaine Dye, CWS off Joel Peralta (9th inning), Sept. 21, 2008
Run:	Paul Konerko, CWS (7th inning), Sept. 21, 2008
Win:	Chicago 3, Kansas City 0, Sept. 21, 2008
KC Win:	Kansas City 5, Chicago 2, Sept. 20, 2008
Winning Pitcher:	John Danks (7.0 IP, 4 H, 0 R, 1 BB, 3 SO), CWS, Sept. 21, 2008
KC Winning Pitcher:	Kyle Davies (7.0 IP, 3 H, 2 R, 1 BB, 3 SO), CWS, Sept. 20, 2008
Save:	Bobby Jenks (1.0 IP, 2 SO), CWS, Sept. 21, 2008
KC Save:	Joakim Soria (1.0 IP, 1 H, 1 BB, 2 SO), CWS, Sept. 20, 2008
RBI:	Paul Konerko, CWS, 2-run homer to left off Brandon Duckworth (7th inning), Sept. 21, 2008
Double:	Jermaine Dye, CWS off Joel Peralta (9th inning), Sept. 21, 2008
Triple:	Alberto Callaspo, KC off Brandon Morrow, Seattle (5th inning), Sept. 16, 2008
HR:	Paul Konerko, CWS, 2-run homer to left off Brandon Duckworth (7th inning), Sept. 21, 2008
KC HR:	Kila Ka'aihue, 2-run homer to right off Gavin Floyd (7th inning), Sept. 20, 2008
Grand Slam:	Alexei Ramirez, Chicago, off Brian Bannister (4th inning), Sept. 19, 2008
KC Grand Slam:	Ryan Shealy, off Francisco Cruzeta (1st inning), Seattle, Sept. 15, 2006
Stolen Base:	Mike Aviles, KC (6th inning) vs. Chicago, Sept. 21, 2008

"NEW" KAUFFMAN STADIUM FIRSTS (2009)

Game:	New York 4, Kansas City 1, April 10, 2009 (att: 38,098)
Pitch:	3:42 p.m. by Sidney Ponson, KC, April 10, 2009
Batter:	Derek Jeter, NYY (grounded out to second), April 10, 2009
Hit:	Johnny Damon, NYY off Sidney Ponson (1st inning), April 10, 2009
Run:	Johnny Damon, NYY off Sidney Ponson (1st inning), April 10, 2009
KC Win:	Kansas City 6, New York 4, April 12, 2009
Winning Pitcher:	Andy Pettitte (7.0 IP, 3 H, 1 R, 1 BB, 6 SO), New York, April 10, 2009
KC Winning Pitcher:	Juan Cruz (1.0 IP), New York, April 12, 2009
Save:	Mariano Rivera (1.0 IP, 1 H, 2 SO), New York, April 10, 2009
KC Save:	Joakim Soria (1.0 IP, 3 SO), New York, April 12, 2009
RBI:	Jorge Posada, NYY, 2-run single off Sidney Ponson (1st inning), April 10, 2009
Double:	Mike Jacobs, KC off Andy Pettitte (2nd inning), New York, April 10, 2009
Triple:	Nick Swisher, NYY off Horacio Ramirez, Kansas City (3rd inning), April 11, 2009
HR:	Nick Swisher, NYY off Horacio Ramirez, Kansas City (5th inning), April 11, 2009
KC HR:	John Buck, solo homer to left off Joba Chamberlain (3rd inning), New York, April 12, 2009
KC Grand Slam:	John Buck, off Vinnie Chulk (8th inning), Cleveland, April 14, 2009
Stolen Base:	Derek Jeter, NYY (3rd inning) Kansas City, April 11, 2009

POSITIONAL CHART

ALL-TIME GAMES BY POSITION

C	Salvador Perez, 2011-20	908
1B	Eric Hosmer, 2011-17	1,029
2B	Frank White, 1973-90	2,150
3B	George Brett, 1973-92	1,692
SS	Fred Patek, 1971-79	1,241
LF	Alex Gordon, 2010-20	1,361
CF	Amos Otis, 1970-83	1,793
RF	Al Cowens, 1974-79	676
DH	Hal McRae, 1974-87	1,388

1969

C	Eliee Rodriguez (95)
1B	Mike Fiore (107)
2B	Jerry Adair (126)
3B	Joe Foy (145)
SS	Jackie Hernandez (145)
LF	Lou Piniella (135)
CF	Pat Kelly (112)
RF	Bob Oliver (118)
DH	None

1970

C	Ed Kirkpatrick (134)
1B	Bob Oliver (160)
2B	Cookie Rojas (98)
3B	Paul Schaaf (124)
SS	Jackie Hernandez (83)
LF	Lou Piniella (144)
CF	Amos Otis (159)
RF	Pat Kelly (136)
DH	None

1971

C	Jerry May (71)
1B	Gail Hopkins (103)
2B	Cookie Rojas (115)
3B	Paul Schaaf (161)
SS	Fred Patek (147)
LF	Lou Piniella (126)
CF	Amos Otis (147)
RF	Joe Keogh (110)
DH	None

1972

C	Ed Kirkpatrick (113)
1B	John Mayberry (149)
2B	Cookie Rojas (137)
3B	Paul Schaaf (127)
SS	Fred Patek (136)
LF	Lou Piniella (151)
CF	Amos Otis (143)
RF	Richie Scheinblum (134)
DH	None

1973

C	Fran Healy (95)
1B	John Mayberry (152)
2B	Cookie Rojas (139)
3B	Paul Schaaf (121)
SS	Fred Patek (135)
LF	Lou Piniella (144)
CF	Amos Otis (148)
RF	Ed Kirkpatrick (126)
DH	Hal McRae (106)

1974

C	Fran Healy (138)
1B	John Mayberry (106)
2B	Cookie Rojas (141)
3B	George Brett (132)
SS	Fred Patek (136)
LF	Jim Wohlford (125)
CF	Amos Otis (143)
RF	Vada Pinson (91)
DH	Hal McRae (90)

1975

C	Buck Martinez (79)
1B	John Mayberry (131)
2B	Cookie Rojas (116)
3B	George Brett (159)
SS	Fred Patek (136)
LF	Hal McRae (114)
CF	Amos Otis (130)
RF	Jim Wohlford (67)
DH	Harmon Killebrew (92)

1976

C	Buck Martinez (94)
1B	John Mayberry (160)
2B	Frank White (130)
3B	George Brett (157)
SS	Fred Patek (143)
LF	Tom Poquette (84)
CF	Amos Otis (152)
RF	Al Cowens (142)
DH	Hal McRae (117)

1977

C	Darrell Porter (125)
1B	John Mayberry (145)
2B	Frank White (152)
3B	George Brett (135)
SS	Fred Patek (154)
LF	Joe Zdeb (87)
CF	Amos Otis (140)
RF	Al Cowens (142)
DH	Hal McRae (115)

1978

C	Darrell Porter (145)
1B	Pete LaCock (106)
2B	Frank White (140)
3B	George Brett (128)
SS	Fred Patek (138)
LF	Willie Wilson (82)
CF	Amos Otis (136)
RF	Al Cowens (119)
DH	Hal McRae (153)

1979

C	Darrell Porter (141)
1B	Pete LaCock (108)
2B	Frank White (126)
3B	George Brett (149)
SS	Fred Patek (104)
LF	Willie Wilson (131)
CF	Amos Otis (146)
RF	Al Cowens (134)
DH	Hal McRae (100)

1980

C	Darrell Porter (81)
1B	Willie Aikens (138)
2B	Frank White (153)
3B	George Brett (112)
SS	U.L. Washington (152)
LF	Willie Wilson (102)
CF	Amos Otis (105)
RF	Clint Hurdle (125)
DH	Hal McRae (110)

1981

C	John Wathan (74)
1B	Willie Aikens (99)
2B	Frank White (93)
3B	George Brett (88)
SS	U.L. Washington (98)
LF	Willie Wilson (85)
CF	Amos Otis (86)
RF	César Gerónimo (50)
DH	Hal McRae (97)

1982

C	John Wathan (120)
1B	Willie Aikens (128)
2B	Frank White (144)
3B	George Brett (134)
SS	U.L. Washington (117)
LF	Willie Wilson (118)
CF	Amos Otis (125)
RF	Jerry Martin (134)
DH	Hal McRae (158)

1983

C	John Wathan (92)
1B	Willie Aikens (113)
2B	Frank White (145)
3B	George Brett (102)
SS	U.L. Washington (140)
LF	Willie Wilson (64)
CF	Willie Wilson (75)
RF	Pat Sheridan (48)
DH	Hal McRae (155)

1984

C	Don Slaught (123)
1B	Steve Balboni (125)
2B	Frank White (129)
3B	Greg Pryor (107)
SS	Onix Concepción (85)
LF	Darryl Motley (105)
CF	Willie Wilson (128)
RF	Pat Sheridan (101)
DH	Hal McRae (94)

1985

C	Jim Sundberg (112)
1B	Steve Balboni (160)
2B	Frank White (149)
3B	George Brett (152)
SS	Onix Concepción (128)
LF	Lonnie Smith (119)
CF	Willie Wilson (140)
RF	Darryl Motley (76)
DH	Hal McRae (105)

1986

C	Jim Sundberg (134)
1B	Steve Balboni (137)
2B	Frank White (151)
3B	George Brett (115)
SS	Ángel Salazar (115)
LF	Lonnie Smith (118)
CF	Willie Wilson (155)
RF	Darryl Motley (62)
DH	Jorge Ort (87)

1987

C	Jamie Quirk (108)
1B	George Brett (83)
2B	Frank White (152)
3B	Kevin Seitzer (141)
SS	Ángel Salazar (116)
LF	Bo Jackson (95)
CF	Willie Wilson (143)
RF	Danny Tartabull (50)
DH	Steve Balboni (152)

1988

C	Jamie Quirk (79)
1B	George Brett (125)
2B	Frank White (148)
3B	Kevin Seitzer (147)
SS	Kurt Stillwell (124)
LF	Bo Jackson (104)
CF	Willie Wilson (143)
RF	Danny Tartabull (130)
DH	Bill Buckner (43)

1989

C	Bob Boone (129)
1B	George Brett (104)
2B	Frank White (132)
3B	Kevin Seitzer (159)
SS	Kurt Stillwell (130)
LF	Bo Jackson (110)
CF	Willie Wilson (108)
RF	Danny Tartabull (71)
DH	Pat Tabler (39)

1990

C	Mike Macfarlane (112)
1B	George Brett (102)
2B	Frank White (79)
3B	Kevin Seitzer (152)
SS	Kurt Stillwell (141)
LF	Jim Eisenreich (70)
CF	Bo Jackson (61)
RF	Jim Eisenreich (78)
DH	Gerald Perry (68)

1991

C	Brent Mayne (80)
1B	Todd Benzinger (75)
2B	Terry Shumpert (144)
3B	Bill Peotta (102)
SS	Kirk Stillwell (118)
LF	Kirk Gibson (91)
CF	Brian McRae (150)
RF	Danny Tartabull (124)
DH	George Brett (118)

1992

C	Mike Macfarlane (104)
1B	Wally Joyner (145)
2B	Keith Miller (93)
3B	Gregg Jefferies (146)
SS	David Howard (74)
LF	Kevin McReynolds (148)
CF	Brian McRae (194)
RF	Jim Eisenreich (66)
DH	George Brett (132)

1993

C	Mike Macfarlane (114)
1B	Wally Joyner (140)
2B	Jose Lind (136)
3B	Gary Gaetti (72)
SS	Greg Gagne (159)
LF	Kevin McReynolds (104)
CF	Brian McRae (153)
RF	Félix José (136)
DH	George Brett (140)

1994

C	Mike Macfarlane (81)
1B	Wally Joyner (86)
2B	Jose Lind (84)
3B	Gary Gaetti (85)
SS	Greg Gagne (106)
LF	Vince Coleman (99)
CF	Brian McRae (110)
RF	Félix José (98)
DH	Bob Hamelin (69)

1995

C	Brent Mayne (103)
1B	Wally Joyner (126)
2B	Keith Lockhart (61)
3B	Gary Gaetti (123)
SS	Greg Gagne (118)
LF	Vince Coleman (57)
CF	Tom Goodwin (95)
RF	Joe Nunnally (92)
DH	Bob Hamelin (56)

1996

C	Mike Macfarlane (99)
1B	Jose Offerman (96)
2B	Keith Lockhart (84)
3B	Joe Randa (92)
SS	David Howard (135)
LF	Tom Goodwin (75)
CF	Johnny Damon (89)
RF	Michael Tucker (73)
DH	Joe Vitello (70)

1997

C	Mike Macfarlane (81)
1B	Jeff King (151)
2B	Jose Offerman (101)
3B	Craig Paquette (72)
SS	Jay Bell (49)
LF	Bip Roberts (82)
CF	Tom Goodwin (96)
RF	Jermaine Dye (75)
DH	Chili Davis (133)

1998

C	Mike Sweeney (91)
1B	Jeff King (112)
2B	Jose Offerman (152)
3B	Dean Palmer (129)
SS	Mendy López (72)
LF	Jeff Conine (50)
CF	Johnny Damon (130)
RF	Jermaine Dye (59)
DH	Terry Pendleton (40)

1999

C	Chad Kreuter (101)
1B	Mike Sweeney (74)
2B	Carlos Febles (122)
3B	Jose Randa (156)
SS	Ray Sánchez (134)
LF	Johnny Damon (132)
CF	Carlos Beltrán (154)
RF	Jermaine Dye (157)
DH	Jeremy Giambi (48)

2000

C	Gregg Zaun (76)
1B	Mike Sweeney (114)
2B	Carlos Febles (99)
3B	Jose Randa (156)
SS	Ray Sánchez (143)
LF	Mark Quinn (78)
CF	Carlos Beltrán (83)
RF	Jermaine Dye (146)
DH	Johnny Damon (25)

POSITIONAL CHART (CONT.)

2001

C..... Héctor Ortiz (55)
 1B..... Mike Sweeney (108)
 2B..... Carlos Febles (78)
 3B..... Joe Randa (137)
 SS..... Rey Sánchez (100)
 LF..... Dee Brown (77)
 CF..... Carlos Beltrán (152)
 RF..... Jermaine Dye (92)
 DH..... Raúl Ibáñez (33)

2002

C..... Brent Mayne (99)
 1B..... Mike Sweeney (102)
 2B..... Carlos Febles (116)
 3B..... Joe Randa (129)
 SS..... Neifi Pérez (139)
 LF..... Chuck Knoblauch (74)
 CF..... Carlos Beltrán (149)
 RF..... Michael Tucker (67)
 DH..... Raúl Ibáñez (36)

2003

C..... Brent Mayne (112)
 1B..... Ken Harvey (99)
 2B..... Desi Relaford (89)
 3B..... Joe Randa (129)
 SS..... Ángel Berroa (158)
 LF..... Raúl Ibáñez (128)
 CF..... Carlos Beltrán (130)
 RF..... Aaron Guiel (87)
 DH..... Mike Sweeney (62)

2004

C..... John Buck (68)
 1B..... Ken Harvey (73)
 2B..... Tony Graffanino (75)
 3B..... Joe Randa (119)
 SS..... Ángel Berroa (133)
 LF..... Emil Brown (53)
 CF..... David DeJesus (85)
 RF..... Matt Stairs (57)
 DH..... Mike Sweeney (47)

2005

C..... John Buck (117)
 1B..... Matt Stairs (64)
 2B..... Ruben Gotay (81)
 3B..... Mark Teahen (128)
 SS..... Ángel Berroa (159)
 LF..... Terrance Long (103)
 CF..... David DeJesus (119)
 RF..... Emil Brown (129)
 DH..... Mike Sweeney (73)

2006

C..... John Buck (112)
 1B..... Doug Mientkiewicz (90)
 2B..... Mark Grudzielanek (132)
 3B..... Mark Teahen (109)
 SS..... Ángel Berroa (131)
 LF..... Emil Brown (87)
 CF..... Joey Gathright (76)
 RF..... Reggie Sanders (73)
 DH..... Mike Sweeney (59)

2007

C..... John Buck (112)
 1B..... Ross Gload (89)
 2B..... Mark Grudzielanek (116)
 3B..... Alex Gordon (137)
 SS..... Tony Peña (150)
 LF..... Emil Brown (78)
 CF..... David DeJesus (156)
 RF..... Mark Teahen (137)
 DH..... Billy Butler (70)

2008

C..... John Buck (107)
 1B..... Ross Gload (111)
 2B..... Mark Grudzielanek (85)
 3B..... Alex Gordon (133)
 SS..... Tony Peña (94)
 LF..... David DeJesus (71)
 CF..... Joey Gathright (100)
 RF..... Mark Teahen (92)
 DH..... Billy Butler (84)

2009

C..... Miguel Olivo (103)
 1B..... Billy Butler (145)
 2B..... Alberto Callaspo (146)
 3B..... Mark Teahen (107)
 SS..... Yuniesky Betancourt (71)
 LF..... David DeJesus (139)
 CF..... Mitch Maier (85)
 RF..... José Guillén (65)
 DH..... Mike Jacobs (106)

2010

C..... Jason Kendall (118)
 1B..... Billy Butler (127)
 2B..... Mike Aviles (87)
 3B..... Alberto Callaspo (76)
 SS..... Yuniesky Betancourt (151)
 LF..... Scott Podsednik (92)
 CF..... Mitch Maier (65)
 RF..... David DeJesus (70)
 DH..... José Guillén (84)

2011

C..... Bryan Pena (69)
 1B..... Eric Hosmer (127)
 2B..... Chris Getz (110)
 3B..... Mike Moustakas (89)
 SS..... Alcides Escobar (158)
 LF..... Alex Gordon (148)
 CF..... Melky Cabrera (144)
 RF..... Jeff Francoeur (153)
 DH..... Billy Butler (142)

2012

C..... Salvador Perez (74)
 1B..... Eric Hosmer (148)
 2B..... Chris Getz (61)
 3B..... Mike Moustakas (149)
 SS..... Alcides Escobar (155)
 LF..... Alex Gordon (160)
 CF..... Jarrod Dyson (88)
 RF..... Jeff Francoeur (145)
 DH..... Billy Butler (138)

2013

C..... Salvador Perez (137)
 1B..... Eric Hosmer (158)
 2B..... Chris Getz (68)
 3B..... Mike Moustakas (134)
 SS..... Alcides Escobar (158)
 LF..... Alex Gordon (155)
 CF..... Lorenzo Cain (92)
 RF..... David Lough (74)
 DH..... Billy Butler (150)

2014

C..... Salvador Perez (146)
 1B..... Eric Hosmer (130)
 2B..... Omar Infante (134)
 3B..... Mike Moustakas (138)
 SS..... Alcides Escobar (162)
 LF..... Alex Gordon (156)
 CF..... Jarrod Dyson (106)
 RF..... Nori Aoki (119)
 DH..... Billy Butler (108)

2015

C..... Salvador Perez (139)
 1B..... Eric Hosmer (154)
 2B..... Omar Infante (124)
 3B..... Mike Moustakas (146)
 SS..... Alcides Escobar (148)
 LF..... Alex Gordon (101)
 CF..... Lorenzo Cain (136)
 RF..... Alex Rios (105)
 DH..... Kendrys Morales (141)

2016

C..... Salvador Perez (128)
 1B..... Eric Hosmer (154)
 2B..... Whit Merrifield (65)
 3B..... Cheslor Cuthbert (127)
 SS..... Alcides Escobar (162)
 LF..... Alex Gordon (126)
 CF..... Lorenzo Cain (72)
 RF..... Paulo Orlando (89)
 DH..... Kendrys Morales (138)

2017

C..... Salvador Perez (115)
 1B..... Eric Hosmer (158)
 2B..... Whit Merrifield (132)
 3B..... Mike Moustakas (127)
 SS..... Alcides Escobar (162)
 LF..... Alex Gordon (140)
 CF..... Lorenzo Cain (151)
 RF..... Jorge Bonifacio (92)
 DH..... Brandon Moss (90)

2018

C..... Salvador Perez (96)
 1B..... Lucas Duda (61)
 2B..... Whit Merrifield (108)
 3B..... Mike Moustakas (76)
 SS..... Alcides Escobar (104)
 LF..... Alex Gordon (125)
 CF..... Abraham Almonte (35)
 RF..... Jorge Bonifacio (55)
 DH..... Salvador Perez (30)

2019

C..... Martín Maldonado (73)
 1B..... Ryan O'Hearn (94)
 2B..... Whit Merrifield (82)
 3B..... Hunter Dozier (100)
 SS..... Adalberto Mondesi (100)
 LF..... Alex Gordon (146)
 CF..... Billy Hamilton (90)
 RF..... Whit Merrifield (61)
 DH..... Jorge Soler (107)

2020

C..... Salvador Perez (34)
 1B..... Hunter Dozier (28)
 2B..... Nicky Lopez (53)
 3B..... Maikel Franco (51)
 SS..... Adalberto Mondesi (59)
 LF..... Alex Gordon (49)
 CF..... Bubba Starling (29)
 RF..... Whit Merrifield (34)
 DH..... Jorge Soler (35)

SEASON BATTING LEADERS BY POSITION

CATCHER

AVG	PLAYER	YEAR
.287	Salvador Perez	2013
.284	Darrell Porter	1979
.277	Mike Macfarlane	1996

HR	PLAYER	YEAR
24	Salvador Perez	2017
21	Salvador Perez	2016
21	Salvador Perez	2015

RBI	PLAYER	YEAR
98	Darrell Porter	1979
76	Darrell Porter	1978
74	Salvador Perez	2013

FIRST BASEMEN

AVG	PLAYER	YEAR
.348	Mike Sweeney	2002
.347	Mike Sweeney	2000
.341	George Brett	1990

HR	PLAYER	YEAR
36	Steve Balboni	1985
29	Steve Balboni	1986
27	Three times	-

RBI	PLAYER	YEAR
106	Jeff King	1997
103	Mike Sweeney	2000
99	Eric Hosmer	2016

SECOND BASEMEN

AVG	PLAYER	YEAR
.313	José Offerman	1998
.304	Whit Merrifield	2018
.304	Alberto Callaspo	2009

HR	PLAYER	YEAR
22	Frank White	1986
22	Frank White	1985
18	Whit Merrifield	2017

RBI	PLAYER	YEAR
84	Frank White	1986
78	Frank White	1987
75	Frank White	1983

THIRD BASEMEN

AVG	PLAYER	YEAR
.394	George Brett	1980
.339	George Brett	1976
.336	George Brett	1985

RBI	PLAYER	YEAR
34	Mike Moustakas	2017
31	Gary Gaetti	1995
29	George Brett	1985

HR	PLAYER	YEAR
114	George Brett	1980
111	George Brett	1985
104	Joe Randa	2000

SHORTSTOPS

AVG	PLAYER	YEAR
.303	Rey Sánchez	2001
.294	Rey Sánchez	1999
.293	Alcides Escobar	2012

RBI	PLAYER	YEAR
37	Rey Sánchez	2001
37	Rey Sánchez	1999
30	Alcides Escobar	2012

HR	PLAYER	YEAR
91	Jay Bell	1997
78	Yuniesky Betancourt	2010
73	Ángel Berroa	2003

RBI	PLAYER	YEAR
32	Danny Tartabull	1987
32	Jermaine Dye	2000
31	Danny Tartabull	1991

AVG	PLAYER	YEAR
.332	Willie Wilson	1982
.328	Willie Wilson	1980
.326	Johnny Damon	2000

HR	PLAYER	YEAR
32	Danny Tartabull	1987
31	Jermaine Dye	2000
31	Danny Tartabull	1991

RBI	PLAYER	YEAR
119	Jermaine Dye	1999
110	Jermaine Dye	2000
107	Al Cowens	1977

DESIGNATED HITTERS

AVG	PLAYER	YEAR
.329	Hal McRae	1976
.315	Billy Butler	2012
.311	Hal McRae	1983

RBI	PLAYER	YEAR
37	Jorge Soler	2019
37	Chili Davis	1997
30	Hal McRae	1982

HR	PLAYER	YEAR
133	Hal McRae	1982
104	Kendrys Morales	2015
93	Billy Butler	2012

ATTENDANCE RECORDS

	ATTENDANCE	OPPONENT	DATE
Season	2,708,549	n/a	2015
Single Game	41,860	New York	July 26, 1980
Day Game	41,788	Seattle	April 11, 2005
Night Game	41,860	New York	July 26, 1980
Day Doubleheader	35,295	California	June 20, 1971
T-N Doubleheader	42,039	Milwaukee	August 8, 1983
Opening Day	41,788	Seattle	April 11, 2005
4-Game Series	161,019	New York	July 21-24, 1988
3-Game Series	121,956	New York	July 25-27, 1980
2-Game Series	79,042	New York	July 24-25, 1978
Memorial Day	41,189	Minnesota	May 29, 1989
Independence Day	40,804	Boston	July 4, 1988
Labor Day	37,043	Minnesota	September 3, 1984
Week Night	42,039	Milwaukee	August 8, 1983 (doubleheader)
Saturday Day	38,944	Baltimore	July 18, 1987
Saturday Night	41,860	New York	July 26, 1980
Sunday	41,329	Oakland	September 21, 1980
Road Game	73,303	at Cleveland	July 4, 1986
Municipal Stadium	36,623	Oakland	August 3, 1971
Lowest Municipal Stadium	3,454	Minnesota	July 3, 1969

KAUFFMAN STADIUM (1973-2020)

All-Star Game	40,933	N.L. vs. A.L.	July 10, 2012
Wild Card Game	40,502	Oakland	September 30, 2014
Division Series	40,657	2014-Game 3	October 5, 2014
Championship Series	42,633	1980-Game 2	October 9, 1980
World Series	42,380	1980-Game 2	October 17, 1980
Lowest Game*	6,180	Texas	September 22, 1975

*Does not include 2020 season in which no fans were in attendance

TOP 5 REGULAR SEASON HOME CROWDS

DATE	OPPONENT	ATTENDANCE
1. August 8, 1983 (doubleheader)	Milwaukee	42,039
2. July 26, 1980	New York	41,860
3. April 11, 2005	Seattle	41,788
4. April 5, 2004	Chicago	41,575
5. June 30, 1979	California	41,451

ROYALS YEARLY/AVERAGE ATTENDANCE

YEAR	ATTENDANCE	DATES	AVERAGE	YEAR	ATTENDANCE	DATES	AVERAGE
1969*	902,183	73	12,359	1996	1,436,007	80	17,950
1970*	693,047	72	9,626	1997	1,517,638	77	19,710
1971*	910,784	72	12,650	1998	1,494,875	79	18,922
1972*	707,656	69	10,256	1999	1,506,068	78	19,309
1973	1,345,341	74	18,180	2000	1,677,915	81	20,715
1974	1,173,292	78	15,042	2001	1,536,371	81	18,967
1975	1,151,836	77	14,959	2002	1,323,034	77	17,182
1976	1,680,265	78	21,542	2003	1,774,535	78	22,750
1977	1,852,603	76	24,376	2004	1,661,482	79	21,031
1978	2,255,493	80	28,194	2005	1,371,181	79	17,357
1979	2,261,845	79	28,631	2006	1,372,638	80	17,158
1980	2,288,714	81	28,256	2007	1,616,867	81	19,961
1981	1,279,403	47	27,221	2008	1,578,922	79	19,986
1982	2,284,464	80	28,556	2009	1,797,887	80	22,474
1983	1,963,875	79	24,859	2010	1,615,326	80	20,192
1984	1,810,018	77	23,507	2011	1,724,370	81	21,289
1985	2,162,717	80	27,034	2012	1,739,821	80	21,748
1986	2,320,764	78	29,753	2013	1,750,754	81	21,614
1987	2,392,471	80	29,906	2014	1,956,482	81	24,154
1988	2,350,181	80	29,377	2015	2,708,549	81	33,438
1989	2,477,700	80	30,971	2016	2,557,712	81	31,577
1990	2,244,956	78	28,781	2017	2,220,370	80	27,755
1991	2,161,537	80	27,019	2018	1,665,107	81	20,557
1992	1,867,689	79	23,642	2019*	1,479,659	80	18,496
1993	1,934,578	80	24,182	2020#	-	-	-
1994	1,400,494	57	24,570	TOTALS	88,190,772	3,950	22,327
1995	1,233,296	70	17,619				

*The Royals played in Municipal Stadium from 1969-72.

*Includes 25,454 for June 13 'home' game in Omaha

#- No tickets sold during 2020 season due to COVID-19 pandemic

KAUFFMAN STADIUM WEATHER POSTPONEMENTS

BY MONTH

April	30
May	19
June	14
July	5
August	9
September	10
October	1

BY CLUB

Arizona	1
Baltimore	7
Boston	8
Chicago	5
Cleveland	9
Detroit	7
Los Angeles (AL)	12
Milwaukee	5

Minnesota	7
Montreal	1
New York	3
Oakland	5
Seattle	7
Tampa Bay	3
Texas	5
Toronto	3

BY YEAR

6 times:	2003
4 times:	1984, 1997, 2002
3 times:	1973, 1977, 1981, 1983, 1986, 1990, 1994, 2013

2 times:	1974, 1975, 1976, 1979, 1985, 1992, 1995, 1998, 1999, 2004, 2005, 2008, 2016, 2017, 2018, 2019
1 time:	1980, 1982, 1987, 1988, 1989, 1991, 1993, 1996, 2006, 2009, 2010, 2012, 2014, 2015
None:	1978, 2000, 2001, 2007, 2011, 2020



NATIONAL BASEBALL HALL OF FAME AND MUSEUM

25 Main Street, Cooperstown, New York 13326

Phone: (607) 547-7200

Public Relations: (607) 547-0215

E-mail address: info@baseballhall.org

Website: baseballhall.org

Summer Hours: Memorial Day Weekend - Labor Day Weekend: 9 a.m. to 9 p.m.

Regular Hours: 9 a.m. to 5 p.m.

Holiday Closings: Thanksgiving Day, Christmas Day, and New Year's Day.

DIRECTORY: Jane Forbes Clark (Chairman), Tim Mead (President), Jeff Jones (Senior Vice President of Finance and Administration), Sean Gahagan (Vice President, Retail Merchandising & Licensing), Erik Strohl (Vice President, Exhibitions and Collections), Ken Meifert (Vice President, Sponsorship & Development)

PR CONTACTS: Jon Shestakofsky (Vice President, Communications & Education) and Craig Muder (Comm. Director)

HALL OF FAME INDUCTION 2021: Sunday, July 25

Class of 2020: Derek Jeter, Marvin Miller, Ted Simmons and Larry Walker

ROYALS IN THE HALL OF FAME

A total of eight former players, executives and managers in the National Baseball Hall of Fame spent at least some of their professional careers with the Kansas City Royals, including 2017 electee John Schuerholz, who served as Royals' general manager during the 1985 World Series-winning season. Along with Schuerholz are George Brett (1973-1993), Orlando Cepeda (1974), Joe Gordon (1969), Whitey Herzog (1975-79), Harmon Killebrew (1975), Bob Lemon (1970-1972) and Gaylord Perry (1983). To learn more about Kansas City Royals in the Hall of Fame, visit the "Hall of Famers" team pages at www.baseballhall.org.

2015 KANSAS CITY ROYALS WORLD SERIES CHAMPION ARTIFACTS IN THE HALL OF FAME

- Jersey worn by Royals first baseman Eric Hosmer in Game 5, which featured his daring dash home with the tying run in the ninth inning.
- Glove used by Royals catcher and World Series MVP Salvador Perez throughout the Series.
- Spikes worn throughout the Series by Royals center fielder Lorenzo Cain.
- Road cap worn by Royals closer Wade Davis, who struck out eight batters in four innings of work and notched the Series' only save.
- Bat used by Royals third baseman Mike Moustakas, who hit .304 in the Series.
- Bat used by Royals shortstop Alcides Escobar, who scored four runs in the Series.

OTHER NOTABLE ROYALS ARTIFACTS IN COOPERSTOWN

- Batting helmet used by Whit Merrifield throughout the 2019 season when he became the second right-handed hitter in history to lead the majors in hits for two straight seasons.
- Bat used by Eric Hosmer when he was named MVP of 2016 All-Star Game.
- Jersey worn by manager Ned Yost during the 2014 ALCS when he became first manager to win his first eight postseason games.
- Cap worn by Jordano Ventura during Game 6 of the 2014 World Series.
- Jersey worn by Joaquin Soria on April 25, 2010 when he recorded his 94th big league save, setting a major league record for pitchers born in Mexico.
- Jersey worn by Zack Greinke during his final victory on Sept. 27 during his 2009 Cy Young winning season.
- Bat used by Hall of Famer George Brett at the end of the 1990 season, becoming the first player to win batting titles in three different decades.
- Bat from the famous pine-tar incident on July 24, 1983 when Hall of Famer George Brett hit a ninth inning go-ahead home run off Hall of Famer Goose Gosage only to be called out, setting off a bench-clearing incident.



Batting helmet worn by Whit Merrifield in 2019 when he led all of MLB in hits.

A LOOK AHEAD TO 2022

Ballots for the 2022 Hall of Fame/BBWAA election will be distributed following the 2021 season with results from the voting scheduled to be announced in January 2022. A partial list of first-year candidates for election includes Prince Fielder, David Ortiz, Álex Rodríguez and Mark Teixeira. Historical information on past BBWAA elections and the election process can be accessed at www.baseballhall.org or by contacting the Hall of Fame Communications department.

CONNECT TO COOPERSTOWN

- For news from Cooperstown, visit at www.baseballhall.org. Stay up-to-date on all the activity at the Hall of Fame's official site, on Twitter @baseballhall and through social networking on Facebook, Instagram and YouTube.
- If you would like to receive interesting stories and timely news items direct from the Hall of Fame and get the inside track on the latest happenings in Cooperstown, sign up for *Inside Pitch*. There's no cost to receive our weekly electronic newsletter in your e-mail box at home or work and it's easy to enroll: Just log on to www.baseballhall.org/media/museum-facts.
- If you have an interest in receiving *Around The Horn*, the Hall's monthly media newsletter, please send an e-mail to info@baseballhall.org. Be sure to include your name, name of organization and e-mail address. Or visit www.baseballhall.org/media-info.

RESEARCH ASSISTANCE

The Hall of Fame is pleased to provide assistance in baseball research and members of the media are encouraged to utilize this valuable baseball resource whenever necessary by calling the Public Relations department at (607) 547-0215, or the Library Reference desk at (607) 547-0330.

OPPONENTS

A blue-tinted photograph of a stadium. The word "OPPONENTS" is written in large, white, bold, sans-serif capital letters across the center. Below the text is a horizontal white brushstroke. The background shows the stadium's seating bowl, with the top of the seating area visible at the bottom. The sky is filled with white clouds. The entire image has a monochromatic blue color scheme.



BALTIMORE ORIOLES

2021 SCHEDULE

DATE	SITE	TIME
July 16	Kansas City	7:10
July 17	Kansas City	6:10
July 18	Kansas City	1:10
Sept. 6	Baltimore	12:05
Sept. 7	Baltimore	5:35
Sept. 8	Baltimore	5:35
Sept. 9	Baltimore	5:35

AL East
2020 Record: 25-35 (4th in East)
Oriole Park at Camden Yards (Capacity: 45,971)
 333 West Camden Street • Baltimore, MD 21201
Website: www.orioles.com • **Phone:** (410) 547-6100



Brandon Hyde
(79-144)

Executive VP & General Manager: Mike Elias
Field Manager: Brandon Hyde, third season
Director, Public Relations: Katie Krause
Sr. Coordinator, Baseball Communications: Adam Esselman
Manager, Team Travel: Jeff Gillis
Credentials/Parking contact: Kailey Adams (kadams@orioles.com)

SERIES INFORMATION

Royals vs. Orioles - All-time results:
 at KC 125-124 (O-O in '20)
 at BAL 93-151 (O-0)
 Overall 218-275 (O-0)

Royals Record at Stadiums:
 Municipal (1969-72) 7-17
 Memorial (1969-91) 54-80
 Kauffman (1973-pres.) 118-107
 Camden Yards (1992-pres.) 39-71

Last Royals 2-game sweep:
 at KC July 17-18, 1991
 at BAL May 13-14, 1985

Last Royals 3-game sweep:
 at KC Aug. 31-Sept. 2, 2018
 at BAL Aug. 28-30, 1998

Last Royals 4-game sweep:
 at KC July 29-Aug. 1, 1982
 at BAL none

Last Orioles 2-game sweep:
 at KC May 16-17, 2012
 at BAL April 2-3, 1997

Last Orioles 3-game sweep:
 at KC May 28-30, 2007
 at BAL July 31-Aug. 2, 2017

Last Orioles 4-game sweep:
 at KC July 16-19, 1987
 at BAL May 2-5, 2002

Series Swept By Royals:
 2-Game 6
 3-Game 11
 4-Game 2

Series Swept By Orioles:
 2-Game 11
 3-Game 23
 4-Game 2

Longest Winning Streak:
 by KC 15 July 26, 1987-April 11, 1989
 by BAL 23 May 10, 1969-Aug. 2, 1970

Most Runs, Game:
 by KC 15 Aug. 16, 1992 at KC (15-2)
 April 29, 1999 at BAL (15-5)
 by BAL 15 May 8, 2018 at BAL (15-7)
 by BAL 15 May 9, 2003 at KC-1 (15-5)

Widest Margin Victory:
 by KC 13 Aug. 16, 1992 at KC (15-2)
 by BAL 13 Aug. 3, 1990 at BAL (14-1)
 April 28, 2002 at KC (13-0)

Longest Game, Innings:
 16 May 28, 1979 at KC, 5-4 Royals win
 June 15, 1996 at KC, 7-6 Royals win



BOSTON RED SOX

2021 SCHEDULE

DATE	SITE	TIME
June 18	Kansas City	7:10
June 19	Kansas City	3:10
June 20	Kansas City	1:10
June 28	Boston	6:10
June 29	Boston	6:10
June 30	Boston	6:10
July 1	Boston	12:10

AL East
2020 Record: 24-36 (5th in East)
Fenway Park (Capacity: 37,755-night; 37,305-day)
 4 Jersey St. • Boston, MA 02215
Website: www.redsox.com • **Phone:** (617) 226-6000



Alex Cora
(192-132)

Chief Baseball Officer: Chaim Bloom
Field Manager: Alex Cora, first season (third overall)
Vice President, Media Relations: Kevin Gregg
Assistant Director, Media Relations: Abby Murphy
Senior Manager, Media Relations & Baseball Info.: Justin Long
Director, Team Travel: Mark Cacciatore
Credentials/Parking contact: Abby Murphy (amurphy@redsox.com)

SERIES INFORMATION

Royals vs. Red Sox - All-time results:
 at KC 129-111 (O-0 in '20)
 at BOS 108-134 (O-0)
 Overall 237-245 (O-0)

Royals Record at Stadiums:
 Municipal (1969-72) 14-10
 Fenway (1969-91) 108-134
 Kauffman (1973-pres.) 115-101

Last Royals 2-game sweep:
 at KC May 13-14, 1997
 at BOS May 5-6, 1997

Last Royals 3-game sweep:
 at KC Aug. 8-10, 2006
 at BOS April 26-28, 1996

Last Royals 4-game sweep:
 at KC none
 at BOS none

Last Red Sox 2-game sweep:
 at KC none
 at BOS May 8-9, 1978

Last Red Sox 3-game sweep:
 at KC June 4-6, 2019
 at BOS July 6-8, 2018

Last Red Sox 4-game sweep:
 at KC none
 at BOS May 19-22, 2008

Series Swept By Royals:
 2-Game 4
 3-Game 13

Series Swept By Red Sox:
 2-Game 4
 3-Game 18
 4-Game 2

Longest Winning Streak:
 by KC 12 Aug. 23, 1970-Aug. 25, 1971
 by BOS 7 Aug. 17, 1969-June 7, 1970
 May 8-Aug. 11, 1998

Most Runs, Game:
 by KC 13 (9x)
 Last: June 1, 2000 at BOS (13-11)
 by BOS 22 April 12, 1994 at KC (22-11)

Widest Margin Victory:
 by KC 11 Aug. 2, 1986 at BOS (13-2)
 by BOS 14 April 13, 1983 at KC (18-4)

Longest Game, Innings:
 15 Aug. 26, 1976 at BOS, 7-6 Royals win

*-Central Time listed in all schedules

AMERICAN LEAGUE OPPONENTS (CONT.)



CHICAGO WHITE SOX

2021 SCHEDULE

DATE	SITE	TIME
April 8	Chicago	3:10
April 10	Chicago	1:10
April 11	Chicago	1:10
May 7	Kansas City	7:10
May 8	Kansas City	6:10
May 9	Kansas City	1:10
May 14	Chicago	7:10
May 15	Chicago	6:10
May 16	Chicago	1:10
July 26	Kansas City	7:10
July 27	Kansas City	7:10
July 28	Kansas City	7:10
July 29	Kansas City	1:10
Aug. 3	Chicago	7:10
Aug. 4	Chicago	7:10
Aug. 5	Chicago	7:10
Sept. 3	Kansas City	7:10
Sept. 4	Kansas City	6:10
Sept. 5	Kansas City	1:10

SERIES INFORMATION

Royals vs. White Sox - All-time results:
 at KC213-187 (0-7 in '20)
 at CWS177-225 (1-2)
 Overall391-414 (1-9)

Royals Record at Stadiums:
 Municipal (1969-72).....22-11
 Comiskey Park (1969-90).....70-92
 Kauffman (1973-pres.).....191-176
 Guaranteed Rate (1991-pres.)108-135

Last Royals 2-game sweep:
 at KCMay 4-5, 2009
 at CWSSept. 26-27, 1972

Last Royals 3-game sweep:
 at KCJuly 21-23, 2017
 at CWSJune 13-15, 2014

Last Royals 4-game sweep:
 at KCJuly 15-18, 2019
 at CWSnone

AL Central

2020 Record: 35-25 (T-2nd in Central)

Guaranteed Rate Field (Capacity: 40,615)

333 West 35th Street • Chicago, IL 60616

Website: www.whitesox.com • **Phone:** (312) 674-1000

Senior VP & General Manager: Rick Hahn

Field Manager: Tony La Russa, first season

Senior Director, Media Relations: Bob Beghtol

Assistant Director, Media Relations: Ray Garcia

Director, Team Travel: Ed Cassin

Credentials contact: Hannah Sundwall (hsundwall@chisox.com)



Tony La Russa
(2,728-2,365)

Last White Sox 2-game sweep:
 at KCMarch 29, 31, 2018
 at CWSAug. 31-Sept. 1, 1983

Last White Sox 3-game sweep:
 at KCJuly 31-Aug. 2, 2020
 at CWSMay 27-29, 2019

Last White Sox 4-game sweep:
 at KCSept. 3-6, 2020
 at CWSMay 30-June 2, 1985

Series Swept By Royals:
 2-Game5
 3-Game23
 4-Game2

Series Swept By White Sox:
 2-Game9
 3-Game28
 4-Game3

Longest Winning Streak:
 by KC.....6 (3x)Sept. 13, 1972-April 15, 1973
 by CWS.....May 31-Aug. 21, 1982

Most Runs, Game:
 by CWS.....11, Oct. 3, 2004-July 25, 2005

Most Wins, Game:
 by KC.....14 (3x)14-5, May 13, 1979 at CWS
14-3, Aug. 3, 2008 at KC

Widest Margin Victory:
 by KC.....12..12-0, Aug. 30, 1978 at KC
 by CWS.....16..19-3, Sept. 27, 2003 at KC

Longest Game, Innings:
 17.....May 25, 1986 at KC, 2-1 Royals win



CLEVELAND INDIANS

2021 SCHEDULE

DATE	SITE	TIME
April 5	Cleveland	3:10
April 7	Cleveland	12:10
May 3	Kansas City	7:10
May 4	Kansas City	7:10
May 5	Kansas City	7:10
May 6	Kansas City	1:10
July 8	Cleveland	6:10
July 9	Cleveland	6:10
July 10	Cleveland	5:10
July 11	Cleveland	12:10
Aug. 31	Kansas City	7:10
Sept. 1	Kansas City	7:10
Sept. 2	Kansas City	7:10
Sept. 20	Cleveland	5:10
Sept. 21	Cleveland	5:10
Sept. 22	Cleveland	5:10
Sept. 28	Kansas City	7:10
Sept. 29	Kansas City	7:10
Sept. 30	Kansas City	7:10

SERIES INFORMATION

Royals vs. Indians - All-time results:
 at KC185-177 (1-2 in '20)
 at CLE162-210 (4-3)
 Overall347-387 (5-5)

Royals Record at Stadiums:
 Municipal (1969-72).....12-12
 Cleveland Stadium (1969-93).....73-74
 Kauffman (1973-pres.).....173-165
 Progressive Field (1994-pres.)..90-138

Last Royals 2-game sweep:
 at KCJune 10-11, 2014
 at CLEMay 19-20, 2010

Last Royals 3-game sweep:
 at KCApril 12-14, 2019
 at CLEJune 24-26, 2003

Last Royals 4-game sweep:
 at KCnone
 at CLEJune 15-17, 1973

AL Central

2020 Record: 35-25 (T-2nd in Central)

Progressive Field (Capacity: 34,830)

2401 Ontario Street • Cleveland, OH 44115

Website: www.indians.com • **Phone:** (216) 420-4200

President, Baseball Operations: Chris Antonetti

Field Manager: Terry Francona, ninth season

Director, Baseball Information & Player Relations:

Bart Swain

Director, Communications & Player Relations: Court

Berry-Tripp

Manager, Communications: Austin Controulis

Director, Team Travel: Mike Seghi

Credentials contacts: Greg Korn (gkorn@indians.com)



Terry Francona
(1,702-1,434)

Last Indians 2-game sweep:
 at KCMay 16-17, 2011
 at CLEApril 12-13, 2002

Last Indians 3-game sweep:
 at KCJuly 2-4, 2019
 at CLEJuly 2-4, 2018

Last Indians 4-game sweep:
 at KCnone
 at CLEJune 2-5, 2016

Series Swept By Royals:
 2-Game14
 3-Game13
 4-Game1

Series Swept By Indians:
 2-Game8
 3-Game31
 4-Game3

Longest Winning Streak:
 by KC.....9.....June 1-Aug. 15, 1973
 by CLE.....10.....July 21-Sept. 24, 2005

Most Runs, Game:
 by KC.....15 (2x)15-7, April 27, 1979 at CLE
15-5, April 20, 2004 at KC

Widest Margin Victory:
 by CLE.....19.....19-1, May 16, 2011 at KC

Longest Game, Innings:
 17.....May 2, 1970 at KC, 4-3 Royals win

AMERICAN LEAGUE OPPONENTS (CONT.)



DETROIT TIGERS

2021 SCHEDULE

DATE	SITE	TIME
April 23	Detroit	6:10
April 24	Detroit	12:10
April 25	Detroit	12:10
April 26	Detroit	12:10
May 11	Detroit	6:10
May 12	Detroit	6:10
May 13	Detroit	12:10
May 21	Kansas City	7:10
May 22	Kansas City	3:10
May 23	Kansas City	1:10
June 14	Kansas City	7:10
June 15	Kansas City	7:10
June 16	Kansas City	1:10
July 23	Kansas City	7:10
July 24	Kansas City	6:10
July 25	Kansas City	1:10
Sept. 24	Detroit	6:10
Sept. 25	Detroit	5:10
Sept. 26	Detroit	12:10

AL Central

2020 Record: 23-35 (5th in Central)

Comerica Park (Capacity: 41,083)

2100 Woodward Avenue • Detroit, MI 48201

Website: www.tigers.com • **Phone:** (313) 471-2000

Executive VP of Baseball Operations & GM: Al Avila

Field Manager: AJ Hinch, first season

Vice President, Communications: Ron Colangelo

Manager, Communications: Ben Fidelman

Director, Team Travel: Brian Britten

Credentials contact: Carlos Guillén (carlos.guillen@tigers.com)



AJ Hinch
(570-452)

SERIES INFORMATION

Royals vs. Tigers - All-time results:

at KC194-169 (3-1 in '20)
at DET176-192 (3-3)
Overall370-361 (6-4)

Royals Record at Stadiums:

Municipal (1969-72)10-14
Tiger Stadium (1969-99)87-92
Kauffman (1973-pres.)184-155
Comerica Park (2000-pres.)89-100

Last Royals 2-game sweep:

at KC April 14-15, 1987
at DET April 9-10, 2003

Last Royals 3-game sweep:

at KCAug. 28-30, 2012
at DET July 24-26, 2017

Last Royals 4-game sweep:

at KCSept. 19-21, 2005
at DETAug. 3-5, 1984

Last Tigers 2-game sweep:

at KCApril 3, 5, 2006
at DETMarch 31, April 2, 2014

Last Tigers 3-game sweep:

at KCMay 2-4, 2014
at DETApril 4-7, 2019

Last Tigers 4-game sweep:

at KCMay 22-25, 2006
at DETSept. 24-27, 2012

Series Swept By Royals:

2-Game9
3-Game18
4-Game3

Series Swept By Tigers:

2-Game11
3-Game21
4-Game2

Longest Winning Streak:

by KC8, Sept. 26, 2002-July 4, 2003
by DET11, April 3-July 15, 2006

Most Runs, Game:

by KC26, 26-5, Sept. 9, 2004 at DET (G1)
by DET19, 19-4, July 21, 2008 at KC

Widest Margin Victory:

by KC21, 26-5, Sept. 9, 2004 at DET (G1)
by DET17, 17-0, July 19, 1991 at KC

Longest Game, Innings:

16 July 29, 1995 at KC, 5-4 Royals win
----	---



HOUSTON ASTROS

2021 SCHEDULE

DATE	SITE	TIME
Aug. 16	Kansas City	7:10
Aug. 17	Kansas City	7:10
Aug. 18	Kansas City	7:10
Aug. 19	Kansas City	1:10
Aug. 23	Houston	7:10
Aug. 24	Houston	7:10
Aug. 25	Houston	1:10

AL West

2020 Record: 29-31 (2nd in West)

Minute Maid Park (Capacity: 41,168)

501 Crawford St. • Houston, TX 77002

Website: www.astros.com • **Phone:** (713) 259-8000

General Manager: James Click

Field Manager: Dusty Baker, second season

Vice President, Communications: Gene Dias

Senior Manager, Communications: Steve Grande

Director, Team Operations (Travel): Derek Vigoa

Credentials contact: Chris Peixoto (cpeixoto@astros.com)



Dusty Baker
(1,892-1,667)

SERIES INFORMATION

Royals vs. Astros - All-time results:

at KC13-24 (0-0 in '20)
at HOU19-18 (0-0)
Overall32-42 (0-0)

Royals Record at Stadiums:

Astrodome (1965-99)1-2
Kauffman (1973-pres.)13-24
Minute Maid (2000-pres.)18-16

Last Royals 2-game sweep:

at KCnone
at HOUnone

Last Royals 3-game sweep:

at KCJune 7-9, 2013
at HOUApril 15-17, 2014

Last Royals 4-game sweep:

at KCnone
at HOUnone

Last Astros 2-game sweep:

at KCnone
at HOUnone

Last Astros 3-game sweep:

at KCSept. 13-15, 2019
at HOUJune 29-July 1, 2015

Last Astros 4-game sweep:

at KCnone
at HOUnone

Series Swept By Royals:

2-Game0
3-Game2
4-Game0

Series Swept By Astros:

2-Game0
3-Game6
4-Game0

Longest Winning Streak:

by KC6, June 7, 2013-April 17, 2015
by HOU7, May 26, 2014-July 24, 2014

Most Runs, Game:

by KC15, 15-7, June 15, 2010 at KC
by HOU14, 14-5, July 8, 2001 at KC

Widest Margin Victory:

by KC10, 12-2, May 7, 2019 at HOU
by HOU9 (3x), 14-5, July 8, 2001 at KC

Longest Game, Innings:

12 (2x)April 9, 2017 at HOU, 5-4 Royals loss
June 23, 2018 at HOU, 4-3 Royals loss

AMERICAN LEAGUE OPPONENTS (CONT.)



LOS ANGELES ANGELS

2021 SCHEDULE

DATE	SITE	TIME
April 12	Kansas City	7:10
April 13	Kansas City	7:10
April 14	Kansas City	1:10
June 7	Anaheim	8:38
June 8	Anaheim	8:38
June 9	Anaheim	8:38

AL West

2020 Record: 26-34 (4th in West)

Angel Stadium (Capacity: 45,517)

2000 E. Gene Autry Way • Anaheim, CA 92806

Website: www.angels.com • Phone: (714) 940-2000



Joe Maddon
(1,278-1,102)

General Manager: Perry Minasian

Field Manager: Joe Maddon, second season

Director, Communications: Adam Chodzko

Manager, Communications: Matt Birch

Traveling Secretary: Tom Taylor

Credentials contact: Adam Chodzko (adam.chodzko@angels.com)

SERIES INFORMATION

Royals vs. Angels - All-time results:

at KC137-154 (0-0 in '20)
at LAA152-146 (0-0)
Overall289-300 (0-0)

Royals Record at Stadiums:

Municipal (1969-72)14-19
Angel Stadium (1969-pres.)152-146
Kauffman (1973-pres.)123-135

Last Royals 2-game sweep:

at KC Sept. 13-14, 1996
at LAA May 25-27, 1998

Last Royals 3-game sweep:

at KC April 14-16, 2017
at LAA April 10-12, 2015

Last Royals 4-game sweep:

at KC none
at LAA May 6-9, 1996

Last Angels 2-game sweep:

at KC Sept. 19-20, 2006
at LAA Sept. 10-11, 1974

Last Angels 3-game sweep:

at KC July 21-22, 2009
at LAA April 12-14, 2018

Last Angels 4-game sweep:

at KC May 23-26, 2013
at LAA none

Series Swept By Royals:

2-Game 7
3-Game 16
4-Game 3

Series Swept By Angels:

2-Game 13
3-Game 21
4-Game 2

Longest Winning Streak:

by KC 12 May 1-Sept. 12, 1975
by LAA 9 (2x) Oct. 4, 1991-Aug. 4, 1992
 8 May 8-Sept. 6, 2009

Most Runs, Game:

by KC 18, 18-3, Aug. 10, 1996 at CAL
by LAA 21, 21-6, Aug. 25, 2004 at ANA

Widest Margin Victory:

by KC 15 18-3, Aug. 10, 1996 at CAL
by LAA 15 (2x), 18-3, Sept. 18, 1986 at CAL
 21-6, Aug. 25, 2004 at ANA

Longest Game, Innings:

15 July 28, 1976 at CAL, 3-2 Royals win
----	--



MINNESOTA TWINS

2021 SCHEDULE

DATE	SITE	TIME
April 30	Minnesota	7:10
May 1	Minnesota	1:10
May 2	Minnesota	1:10
May 28	Minnesota	7:10
May 29	Minnesota	1:10
May 30	Minnesota	1:10
June 3	Kansas City	7:10
June 4	Kansas City	7:10
June 5	Kansas City	3:10
June 6	Kansas City	1:10
July 2	Kansas City	7:10
July 3	Kansas City	3:10
July 4	Kansas City	1:10
Sept. 10	Minnesota	7:10
Sept. 11	Minnesota	6:10
Sept. 12	Minnesota	1:10
Oct. 1	Kansas City	7:10
Oct. 2	Kansas City	6:10
Oct. 3	Kansas City	2:10

AL Central

2020 Record: 36-24 (1st in Central)

Target Field (Capacity: 38,544)

1 Twins Way • Minneapolis, MN 55403

Website: www.twinsbaseball.com • Phone: (612) 659-3400



Rocco Baldelli
(137-85)

Senior VP/General Manager: Thad Levine

Field Manager: Rocco Baldelli, third season

Senior Director, Communications: Dustin Morse

Senior Manager, Communications: Mitch Hestad

Manager, Communications: Matt Hodson

Senior Director, Team Travel: Mike Herman

Credentials contact:

Nina Zimmerman (ninazimmerman@twinsbaseball.com)

SERIES INFORMATION

Royals vs. Twins - All-time results:

at KC216-197 (4-2 in '20)
at MIN180-226 (1-3)
Overall396-423 (5-5)

Royals Record at Stadiums:

Municipal (1969-72)19-17
Metropolitan (1969-81)47-59
Kauffman (1973-pres.)197-180
Metrodome (1982-2009)90-113
Target Field (2010-present)43-54

Last Royals 2-game sweep:

at KC Sept. 13-14, 2011
at MIN July 4-5, 1973

Last Royals 3-game sweep:

at KC Aug. 7-9, 2020
at MIN Oct. 2-4, 2015

Last Royals 4-game sweep:

at KC Aug. 18-21, 2016
at MIN May 7-10, 1999

Last Twins 2-game sweep:

at KC April 2-3, 2019
at MIN April 20-21, 2005

Last Twins 3-game sweep:

at KC July 26-28, 2010
at MIN Aug. 2-4, 2019

Last Twins 4-game sweep:

at KC June 2-5, 2011
at MIN June 29-July 2, 1970

Series Swept By Royals:

2-Game 6
3-Game 23
4-Game 3

Series Swept By Twins:

2-Game 8
3-Game 29
4-Game 3

Longest Winning Streak:

by KC 8 Oct. 2, 2015-May 24, 2016
by MIN 7 (4x) last: Sept. 29, 2016-May 19, 2017

Most Runs, Game:

by KC 23 23-6, April 6, 1974 at KC
by MIN 19 19-1, July 26, 2010 at KC

Widest Margin Victory:

by KC 17 23-6, April 6, 1974 at KC
by MIN 18 19-1, July 26, 2010 at KC

Longest Game, Innings:

17 April 9, 1969 at KC, 4-3 Royals win
----	---



NEW YORK YANKEES

2021 SCHEDULE

DATE	SITE	TIME
June 22	New York	6:05
June 23	New York	6:05
June 24	New York	12:05
Aug. 9	Kansas City	7:10
Aug. 10	Kansas City	7:10
Aug. 11	Kansas City	1:10

AL East

2020 Record: 33-27 (2nd in East)

Yankee Stadium (Capacity: 46,537)

One East 161st Street • Bronx, NY 10451

Website: www.yankees.com • **Phone:** (718) 293-4300



Aaron Boone
(236-148)

Sr. VP & General Manager: Brian Cashman

Field Manager: Aaron Boone, fourth season

Vice President, Communications & Media Relations:

Jason Zillo

Director, Communications & Media Relations: Michael Margolis

Director, Team Travel & Player Services: Ben Tuliebitz

Credentials email: credentials@yankees.com

SERIES INFORMATION

Royals vs. Yankees - All-time results:

at KC114-133-1 (0-0 in '20)
at NYY85-167 (0-0)
Overall199-300-1 (0-0)

Royals Record at Stadiums:

Municipal (1969-72)11-13-1
Yankee Stadium (1969-73, 76-08)167-134
Kauffman (1973-pres.)103-120
Shea Stadium (1974-75)5-7
Yankee Stadium (2009-pres.)13-26

Last Royals 2-game sweep:

at KCnone
at NYYJune 4, 6, 1982

Last Royals 3-game sweep:

at KCMay 31-June 2, 2005
at NYYJune 3-5, 1994

Last Royals 4-game sweep:

at KCnone
at NYYnone

Last Yankees 2-game sweep:

at KCAug. 17-18, 1998
at NYYApril 9, 11, 1996

Last Yankees 3-game sweep:

at KCMay 10-12, 2013
at NYYMay 25-27, 2015

Last Yankees 4-game sweep:

at KCnone
at NYYAug. 7-9, 1998

Series Swept By Royals:

2-Game1
3-Game10
4-Game0

Series Swept By Yankees:

2-Game5
3-Game25
4-Game1
5-Game1

Longest Winning Streak:

by KC5 (2x)..... May 14-July 24, 1978
by NYY12..... May 26-July 4, 1990

Most Runs, Game:

by KC17-18-8, Sept. 13, 2004 at KC
by NYY18.....18-7, Sept. 5, 1982 at KC

Widest Margin Victory:

by KC13...14-1, June 6, 1982 at NYY
by NYY14...15-1, July 26, 1996 at NYY

Longest Game, Innings:

16..Aug. 27, 1972 at NYY (G2), 9-8 Royals loss
--



OAKLAND ATHLETICS

2021 SCHEDULE

DATE	SITE	TIME
June 10	Oakland	8:40
June 11	Oakland	8:40
June 12	Oakland	3:07
June 13	Oakland	3:07
Sept. 14	Kansas City	7:10
Sept. 15	Kansas City	7:10
Sept. 16	Kansas City	1:10

AL West

2020 Record: 36-24 (1st in West)

Oakland Coliseum (Capacity: 46,847)

7000 Coliseum Way • Oakland, CA 94621

Website: www.athletics.com • **Phone:** (510) 638-4900



Bob Melvin
(1,260-1,196)

Executive Vice President of Baseball Operations:

Billy Beane

Field Manager: Bob Melvin, 11th season (10th full)

Director, Baseball Communications: Fernando Alcalá

Manager, Baseball Information: Mike Selleck

Traveling Secretary: Mickey Morabito

Credentials contact: Mark Ling (mling@athletics.com)

SERIES INFORMATION

Royals vs. Athletics - All-time results:

at KC148-150 (0-0 in '20)
at OAK119-177 (0-0)
Overall267-327 (0-0)

Royals Record at Stadiums:

Municipal (1969-72)11-13-1
Oakland Coliseum (1969-pres.)119-177
Kauffman (1973-pres.)132-130

Last Royals 2-game sweep:

at KCSept. 14-15, 1998
at OAKSept. 8-9, 1969

Last Royals 3-game sweep:

at KCSept. 2-4, 2008
at OAKJune 26-28, 2015

Last Royals 4-game sweep:

at KCAug. 1-4, 1994
at OAKnone

Last Athletics 2-game sweep:

at KCApril 28, 30, 2006
at OAKMay 12-13, 2009

Last Athletics 3-game sweep:

at KCJuly 16-18, 2010
at OAKMay 17-19, 2013

Last Athletics 4-game sweep:

at KCSept. 12-15, 2016
at OAKSept. 26-28, 1977

Series Swept By Royals:

2-Game3
3-Game9
4-Game3

Series Swept By Athletics:

2-Game11
3-Game17
4-Game2

Longest Winning Streak:

by KC8...Sept. 4, 1978-June 18, 1979
by OAK10...May 31, 2003-May 23, 2004

Most Runs, Game:

by KC16 (7x)...last: 16-6, Sept. 14, 1998 at KC
by OAK21...21-3, June 18, 2000 at KC

Widest Margin Victory:

by KC16...16-0, June 25, 1984 at KC
by OAK18...21-3, June 18, 2000 at KC

Longest Game, Innings:

15...Sept. 27, 1977 at OAK, 4-2 Royals loss



SEATTLE MARINERS

2021 SCHEDULE

DATE	SITE	TIME
Aug. 26	Seattle	9:10
Aug. 27	Seattle	9:10
Aug. 28	Seattle	9:10
Aug. 29	Seattle	3:10
Sept. 17	Kansas City	7:10
Sept. 18	Kansas City	6:10
Sept. 19	Kansas City	1:10

AL West

2020 Record: 27-33 (3rd in West)

T-Mobile Park (Capacity: 47,500)

1250 First Ave. S. • Seattle, WA 98134

Website: www.mariners.com • **Phone:** (206) 346-4000

Executive VP-Baseball Ops & GM: Jerry Dipoto

Field Manager: Scott Servais, sixth season

Vice President, Communications: Tim Hevly

Senior Manager, Baseball Information: Kelly Munro

Home Clubhouse Manager: Ryan Stiles

Credentials contact: Kelly Munro (kmunro@mariners.com)



Scott Servais
(348-360)

SERIES INFORMATION

Royals vs. Mariners - All-time results:
at KC126-106 (0-0 in '20)
at SEA106-115 (0-0)
Overall232-221 (0-0)

Royals Record at Stadiums:
Kauffman (1977-pres.).....124-104
Kingdome (1977-99).....74-69
T-Mobile Park (1999-pres.).....34-47

Last Royals 2-game sweep:
at KC May 5-6, 2009
at SEA Sept. 18-19, 1978

Last Royals 3-game sweep:
at KC July 5-7, 1992
at SEA July 3-5, 2017

Last Royals 4-game sweep:
at KC Sept. 15-18, 2008
at SEA Aug. 17-20, 1989

Last Mariners 2-game sweep:
at KC May 27-28, 2003
at SEA none

Last Mariners 3-game sweep:
at KC June 20-22, 2014
at SEA June 29-July 1, 2018

Last Mariners 4-game sweep:
at KC April 8-11, 2019
at SEA July 26-29, 2012

Series Swept By Royals:
2-Game 3
3-Game 9
4-Game 4

Series Swept By Mariners:
2-Game 1
3-Game 11
4-Game 4

Longest Winning Streak:
by KC.....12, May 23 (G2)-Sept. 26, 1978
by SEA.....10, June 14-Sept. 24, 1985

Most Runs, Game:
by KC.....17, 10-13, July 3, 2007 at KC
by SEA.....18, 18-5, July 17, 1998 at SEA

Widest Margin Victory:
by KC.....15, 16-1, April 24, 1977 at SEA
by SEA.....13 (3x), last: 16-3, Aug. 17, 2004 at KC

Longest Game, Innings:
14 (2x), Sept. 30, 1980 at KC, 7-5 Royals win
.....May 18, 1995 at KC, 3-2 Royals win



TAMPA BAY RAYS

2021 SCHEDULE

DATE	SITE	TIME
April 19	Kansas City	7:10
April 20	Kansas City	7:10
April 21	Kansas City	7:10
May 25	Tampa Bay	6:10
May 26	Tampa Bay	6:10
May 27	Tampa Bay	2:10

AL East

2020 Record: 40-20 (1st in East, AL Champs)

Tropicana Field (Capacity: 25,025)

One Tropicana Drive • St. Petersburg, FL 33705

Website: www.raysbaseball.com • **Phone:** (727) 825-3137

Senior VP, Baseball Operations/GM: Erik Neander

Field Manager: Kevin Cash, seventh season

Vice President, Communications: Dave Haller

Manager, Baseball Communications: Craig Vanderkam

Director, Team Travel & Logistics: Chris Westmoreland

Credentials contact: Karly Fisher (kfisher@raysbaseball.com)



Kevin Cash
(454-416)

SERIES INFORMATION

Royals vs. Rays - All-time results:
at KC44-34 (0-0 in '20)
at TB36-53 (0-0)
Overall80-87 (0-0)

Royals Record at Stadiums:
Kauffman (1998-pres.).....44-34
Tropicana Field (1998-pres.).....36-53

Last Royals 2-game sweep:
at KC April 30-May 1, 2013
at TB May 13-14, 1998

Last Royals 3-game sweep:
at KC May 30-June 1, 2016
at TB Aug. 21-23, 1998

Last Royals 4-game sweep:
at KC July 7-9, 2015
at TB none

Last Rays 2-game sweep:
at KC none
at TB none

Last Rays 3-game sweep:
at KC May 14-16, 2018
at TB June 2-4, 2009

Last Rays 4-game sweep:
at KC July 27-30, 2000
at TB Aug. 20-23, 2018

Series Swept By Royals:
2-Game 3
3-Game 4
4-Game 1

Series Swept By Rays:
2-Game 0
3-Game 6
4-Game 4

Longest Winning Streak:
by KC.....7, July 9, 2014-Aug. 29, 2015
by TB.....10, Aug. 30, 2017-April 23, 2019

Most Runs, Game:
by KC.....12, 12-4, July 8, 2007 at KC
by TB.....13, 13-6, Aug. 10, 2002 at KC

Widest Margin Victory:
by KC.....10 (2x), 10-0, Aug. 11, 2002 at KC
.....11-1, Aug. 26, 2013 at KC

by TB.....12 (2x) 12-0, Aug. 3, 2016 at TB
.....12-0, Aug. 28, 2017 at KC

Longest Game, Innings:
12 (4x), Aug. 9, 2002 at KC, 5-4 Royals win
.....Aug. 17, 2002 at TB, 7-3 Royals win
.....Oct. 3, 2010 at KC, 3-2 Royals loss
.....May 9, 2017 at TB, 7-6 Royals win

AMERICAN LEAGUE OPPONENTS (CONT.)



TEXAS RANGERS

2021 SCHEDULE

DATE	SITE	TIME
April 1	Kansas City	3:10
April 3	Kansas City	1:10
April 4	Kansas City	1:10
June 25	Texas	7:05
June 26	Texas	3:05
June 27	Texas	1:35

AL West

2020 Record: 22-38 (5th in West)
Globe Life Field (Capacity: 40,518)

734 Stadium Drive • Arlington, TX 76011

Website: www.texasrangers.com • **Phone:** (817) 273-5222

President, Baseball Operations & General Manager:
 Jon Daniels

Field Manager: Chris Woodward, third season

Executive Vice President, Communications: John Blake

Senior Director, Communications: Rich Rice

Director of Travel: Josh Shelton

Credentials contact: Kate Munson (kmunson@texasrangers.com)



Chris Woodward
(100-122)

SERIES INFORMATION

Royals vs. Rangers - All-time results:
 at KC154-131-1 (0-0 in '20)
 at TEX128-152 (0-0)
 Overall282-283-1 (0-0)

Royals Record at Stadiums:
 Municipal (1969-72)14-13
 Kauffman (1973-pres.)140-118-1
 RFK (1969-71)13-5
 Arlington (1972-93)74-77
 Globe Life Park (1994-2019)41-70
 Globe Life Field (2020-pres.)0-0

Last Royals 2-game sweep:
 at KC Aug. 27-28, 1996
 at TEX May 14-15, 2012

Last Royals 3-game sweep:
 at KC Sept. 1-3, 2014
 at TEX July 11-13, 2003

Last Royals 4-game sweep:
 at KC July 25-27, 1975
 at TEX none

Last Rangers 2-game sweep:
 at KC April 16-17, 1997
 at TEX Sept. 8-9, 1998

Last Rangers 3-game sweep:
 at KC June 18-20, 2018
 at TEX April 22-24, 2011

Last Rangers 4-game sweep:
 at KC none
 at TEX April 20-23, 2017

Series Swept By Royals:
 2-Game 9
 3-Game 10
 4-Game 2

Series Swept By Rangers:
 2-Game 5
 3-Game 6
 4-Game 2

Longest Winning Streak:
 by KC 9 (2x) July 2-Sept. 26, 1975
 July 15, 2002-Aug. 28, 2003
 by TEX 12 July 23, 2016-July 15, 2017

Most Runs, Game:
 by KC 17 ...17-8, Sept. 4, 2005 at KC
 by TEX .. 16 (2x) ..16-5, May 29, 1987 at KC
16-1, May 16, 2019 at KC

Widest Margin Victory:
 by KC 13 (2x)14-1, May 29, 1982 at TEX
15-2, June 19, 1991 at TEX
 by TEX 1516-1 May 16, 2019 at KC

Longest Game, Innings:
 18 (2x) ..May 17, 1972 at KC, 4-3 Royals loss
 June 6, 1991 at KC, 4-3 Royals win



TORONTO BLUE JAYS

2021 SCHEDULE

DATE	SITE	TIME
April 15	Kansas City	7:10
April 16	Kansas City	7:10
April 17	Kansas City	1:10
April 18	Kansas City	1:10
July 30	Toronto	6:07
July 31	Toronto	2:07
Aug. 1	Toronto	12:07

AL East

2020 Record: 32-28 (3rd in East)

Rogers Centre (Capacity: 49,286)

1 Blue Jays Way • Toronto, Ontario M5V 1J1

Website: www.bluejays.com • **Phone:** (416) 341-1000

Executive VP, Baseball Operations & GM: Ross Atkins

Field Manager: Charlie Montoyo, third season

Communications Advisor & Liaison: Richard Griffin

Manager, Communications: Madeleine Davidson

Director, Team Travel & Clubhouse Operations: Mike Shaw

Credentials contact: Adam Felton (adam.felton@bluejays.com)



Charlie Montoyo
(99-123)

SERIES INFORMATION

Royals vs. Blue Jays - All-time results:
 at KC105-99 (0-0 in '20)
 at TOR 90-118 (0-0)
 Overall194-211 (0-0)

Royals Record at Stadiums:
 Kauffman (1973-pres.)105-93
 Exhibition Stadium (1977-89) .. 35-37
 Rogers Centre (1989-pres.) 53-75

Last Royals 2-game sweep:
 at KC June 10-11, 1995
 at TOR April 29-30, 1998

Last Royals 3-game sweep:
 at KC July 2-4, 1993
 at TOR none

Last Royals 4-game sweep:
 at KC July 3-5, 1987
 at TOR none

Last Blue Jays 2-game sweep:
 at KC Sept. 1-2, 1998
 at TOR Aug. 22-23, 2000

Last Blue Jays 3-game sweep:
 at KC July 29-31, 2019
 at TOR April 17-18, 2018

Last Blue Jays 4-game sweep:
 at KC April 20-23, 2012
 at TOR May 23-26, 2008

Series Swept By Royals:
 2-Game 8
 3-Game 4
 4-Game 2

Series Swept By Blue Jays:
 2-Game 5
 3-Game 10
 4-Game 2

Longest Winning Streak:
 by KC 7 (2x) May 1-Aug. 13, 1977
 Aug. 10, 1980-Aug. 17, 1981
 by TOR 5 (5x) ..last: Aug. 2, 2015-Aug. 5, 2016

Most Runs, Game:
 by KC 16 ..16-12, Aug. 6, 1979 at TOR
 by TOR 1818-1, May 16, 2003 at KC

Widest Margin Victory:
 by KC 10 (4x) ..last: Sept. 20, 2017 at TOR
 by TOR 1718-1, May 16, 2003 at KC

Longest Game, Innings:
 14 (2x) ..Aug. 9, 1980 at TOR, 3-4 Royals loss
 Aug. 20, 1996 at KC, 6-5 Royals loss

NATIONAL LEAGUE OPPONENTS



CHICAGO CUBS

2021 SCHEDULE

DATE	SITE	TIME
Aug. 20	Chicago	1:20
Aug. 21	Chicago	1:20
Aug. 22	Chicago	1:20

NL Central

2020 Record: 34-26 (1st in Central)

Wrigley Field (Capacity: 41,072)

1060 West Addison Street • Chicago, IL 60613

Website: www.chicagocubs.com • **Phone:** (773) 404-2827



David Ross
(34-26)

President, Baseball Operations: Jed Hoyer

Field Manager: David Ross, second season

Assistant Director, Media Relations: Jason Carr

Director, Travel & Clubhouse Ops.: Vijay Tekchandani

Credentials contact: William Nadal (wnadal@cubs.com)

SERIES INFORMATION

Royals vs. Cubs - All-time results:

at KC	7-7 (1-1 in '20)
at CHC	4-10 (0-2)
Overall	11-17 (1-3)

Royals Record at Stadiums:

Kauffman (1997-pres.)	7-7
Wrigley Field (1997-present)	4-10

Last Royals 2-game sweep:

at KC	none
at CHC	none

Last Royals 3-game sweep:

at KC	none
at CHC	none

Last Royals 4-game sweep:

at KC	none
at CHC	none

Last Cubs 2-game sweep:

at KC	none
at CHC	Aug. 3-4, 2020

Last Cubs 3-game sweep:

at KC	none
at CHC	June 30-July 2, 1997

Last Cubs 4-game sweep:

at KC	none
at CHC	none

Series Swept By Royals:

2-Game	0
3-Game	0
4-Game	0

Series Swept By Cubs:

2-Game	1
3-Game	1
4-Game	0

Longest Winning Streak:

by KC.....3..June 25, 2011-May 29, 2015
by CHC.....4..May 31, 2015-Aug. 7, 2018

Most Runs, Game:

by KC.....13.....13-2, Aug. 6, 2020
by CHC.....10.....10-7, July 16, 2000

Widest Margin Victory:

by KC.....11.....13-2, Aug. 6, 2020 at KC
by CHC...5 (3x)...6-1, July 1, 1997 at CHC
.....5-0, Aug. 7, 2018 at KC
.....6-1, Aug. 5, 2020 at KC

Longest Game, Innings:

11 (2x)...May 31, 2015 at CHC, 2-1 Royals loss
.....Sept. 28, 2015 at CHC, 1-0 Royals loss



CINCINNATI REDS

2021 SCHEDULE

DATE	SITE	TIME
July 5	Kansas City	7:10
July 6	Kansas City	7:10
July 7	Kansas City	1:10

NL Central

2020 Record: 31-29 (T-2nd in Central)

Great American Ball Park (Capacity: 42,271)

100 Joe Nuxhall Way • Cincinnati, OH 45202

Website: www.reds.com • **Phone:** (513) 765-7800



David Bell
(106-116)

Vice President, General Manager: Nick Krall

Field Manager: David Bell, third season

Vice President Media Relations: Rob Butcher

Director, Media Relations: Larry Herms

Director, Media Relations, Digital Content: Jamie Ramsey

Senior Director, Team Travel: Gary Wahoff

Credentials contact: Larry Herms (lherms@reds.com)

SERIES INFORMATION

Royals vs. Reds - All-time results:

at KC	6-6 (1-1 in '20)
at CIN	11-6 (1-1)
Overall	17-12 (2-2)

Royals Record at Stadiums:

Cinergy (1997-2002)	3-2
Kauffman (1999-pres.)	6-6
Great American (2003-pres.)	8-4

Last Royals 2-game sweep:

at KC	May 19-20, 2015
at CIN	Sept. 25-26, 2018

Last Royals 3-game sweep:

at KC	June 12-14, 2009
at CIN	none

Last Royals 4-game sweep:

at KC	none
at CIN	none

Last Reds 2-game sweep:

at KC	June 12, 2018
at CIN	none

Last Reds 3-game sweep:

at KC	June 5-6, 1999
at CIN	none

Last Reds 4-game sweep:

at KC	none
at CIN	none

Series Swept By Royals:

2-Game	4
3-Game	1
4-Game	0

Series Swept By Reds:

2-Game	1
3-Game	1
4-Game	0

Longest Winning Streak:

by KC.....5..June 13, 2000-Aug. 19, 2015
by CIN.....3.....June 5-6, 1999

Most Runs, Game:

by KC.....9..9-8, June 27, 2006 at CIN
by CIN.....14.....14-3, June 6, 1999 at KC

Widest Margin Victory:

by KC.....6 (2x)...7-1, June 14, 2009 at KC
by CIN.....11.....14-3, June 6, 1999 at KC

Longest Game, Innings:

13.....Aug. 18, 2015 at CIN, 3-1 Royals win

NATIONAL LEAGUE OPPONENTS (CONT.)



MILWAUKEE BREWERS

2021 SCHEDULE

DATE	SITE	TIME
May 18	Kansas City	7:10
May 19	Kansas City	7:10
July 20	Milwaukee	7:10
July 21	Milwaukee	1:10

NL Central

2020 Record: 29-31 (4th in Central)

American Family Field (Capacity: 41,900)

One Brewers Way • Milwaukee, WI 53214

Website: www.brewers.com • **Phone:** (414) 902-4400



Craig Counsell
(434-412)

President, Baseball Operations: David Stearns

Field Manager: Craig Counsell, seventh season

Senior Director, Media Relations: Mike Vassallo

Senior Coordinator, Media Relations: Andrew Gruman

Senior Director, Team Travel: Dan Larrea

Credentials contact: Andrew Gruman (andrew.gruman@brewers.com)

SERIES INFORMATION

Royals vs. Brewers - All-time results:

at KC118-81 (0-0 in '20)

at MIL96-97 (0-3)

Overall214-178 (0-3)

Royals Record at Stadiums:

Municipal (1969-1972)20-13

Sick's Stadium (1969)4-5

County Stadium (1970-2000)86-85

Kauffman (1973-pres.)98-68

American Family (2001-pres.)6-7

Last Royals 2-game sweep:

at KC June 17-18, 2015

at MIL June 15-16, 2015

Last Royals 3-game sweep:

at KC June 12-14, 2012

at MIL May 25-28, 1995

Last Royals 4-game sweep:

at KC Sept. 2-4, 1977

at MIL none

Last Royals 5-game sweep:

at KC Sept. 5-8, 1985

at MIL none

Last Brewers 2-game sweep:

at KC April 24-25, 2018

at MIL none

Last Brewers 3-game sweep:

at KC May 6-8, 1988

at MIL Sept. 18-20, 2020

Last Brewers 4-game sweep:

at KC April 18-21, 1996

at MIL none

Series Swept By Royals:

2-Game2

3-Game6

4-Game1

5-Game1

Series Swept By Brewers:

2-Game3

3-Game10

4-Game0

Longest Winning Streak:

by KC12, July 20, 1973-Aug. 23, 1974

by MIL7 (3x) April 30-July 6, 1988

..... Sept. 1, 1993-April 30, 1994

..... April 14-June 18, 1996

Most Runs, Game:

by KC18 (2x)18-8, Aug. 29, 1979 at KC

.....18-9, Aug. 21, 1995 ay MIL

by MIL1414-3, June 2, 1987 at MIL

Widest Margin Victory:

by KC1417-3, May 11, 1982 at KC

by MIL1212-0, May 22, 1971 at KC

Longest Game, Innings:

15 (2x) Aug. 24, 1977 at MIL, 4-3 Royals win

..... June 10, 1998 at KC, 9-6 Royals loss



PITTSBURGH PIRATES

2021 SCHEDULE

DATE	SITE	TIME
April 27	Pittsburgh	5:35
April 28	Pittsburgh	5:35
May 31	Kansas City	7:10
June 1	Kansas City	7:10

NL Central

2020 Record: 19-41 (5th in Central)

PNC Park (Capacity: 38,747)

115 Federal Street • Pittsburgh, PA 15212

Website: www.pirates.com • **Phone:** (412) 323-5000



Derek Shelton
(19-41)

General Manager: Ben Cherington

Field Manager: Derek Shelton, second season

Director, Baseball Communications: Jim Trdinich

Director, Media Relations: Dan Hart

Traveling Secretary: Greg Johnson

Credentials contact: Dan Hart (dan.hart@pirates.com)

SERIES INFORMATION

Royals vs. Pirates - All-time results:

at KC11-3 (3-0 in '20)

at PIT7-14 (0-0)

Overall18-17 (3-0)

Royals Record at Stadiums:

Kauffman (1973-pres.)11-3

Three Rivers (1973-2000)5-4

PNC Park (2001-present)2-10

Last Royals 2-game sweep:

at KC none

at PIT none

Last Royals 3-game sweep:

at KC Sept. 11-13, 2020

at PIT none

Last Royals 4-game sweep:

at KC none

at PIT none

Last Pirates 2-game sweep:

at KC none

at PIT none

Last Pirates 3-game sweep:

at KC none

at PIT Sept. 17-19, 2018

Last Pirates 4-game sweep:

at KC none

at PIT none

Series Swept By Royals:

2-Game0

3-Game2

4-Game0

Series Swept By Pirates:

2-Game0

3-Game2

4-Game0

Longest Winning Streak:

by KC4 (2x) June 3-10, 2000

..... July 14, 2001-June 22, 2006

by PIT4 June 8, 2012-July 20, 2015

Most Runs, Game:

by KC1616-3, June 3, 2000 at PIT

by PIT10 (3x)10-3, June 24, 1998 at KC

.....10-6, June 11, 2000 at KC

.....10-7, July 20, 2015 at KC

Widest Margin Victory:

by KC1316-3, June 3, 2000 at PIT

by PIT710-3, June 24, 1998 at KC

Longest Game, Innings:

12 June 10, 2000 at KC, 2-1 Royals win

NATIONAL LEAGUE OPPONENTS (CONT.)



ST. LOUIS CARDINALS

2021 SCHEDULE

DATE	SITE	TIME
Aug. 6	St. Louis	7:15
Aug. 7	St. Louis	6:15
Aug. 8	St. Louis	1:15
Aug. 13	Kansas City	7:10
Aug. 14	Kansas City	6:10
Aug. 15	Kansas City	1:10

NL Central

2020 Record: 30-28 (T-2nd in Central)

Busch Stadium (Capacity: 44,383)

700 Clark Street • St. Louis, MO 63102

Website: www.cardinals.com • **Phone:** (314) 345-9600



Mike Shildt
(162-127)

President of Baseball Operations: John Mozeliak

Field Manager: Mike Shildt, fourth season (third full)

Director, Communications: Brian Bartow

Manager, Baseball Communications: Michael Whitty

Director, Team Travel: Ernie Moore

Credentials contact: Chris Tunno (ctunno@stlcardinals.com)

SERIES INFORMATION

Royals vs. Cardinals - All-time results:

at KC	21-40 (2-1 in '20)
at STL	24-25 (1-2)
Overall	45-65 (3-3)

Royals Record at Stadiums:

Kauffman (1973-pres.)	21-40
Old Busch (1966-2005)	5-7
New Busch (2006-present)	19-18

Last Royals 2-game sweep:

at KC	none
at STL	June 29-30, 2016

Last Royals 3-game sweep:

at KC	June 12-14, 2001
at STL	June 17-19, 2008

Last Royals 4-game sweep:

at KC	none
at STL	none

Last Cardinals 2-game sweep:

at KC	Aug. 13-14, 2019
at STL	Aug. 9-10, 2017

Last Cardinals 3-game sweep:

at KC	Aug. 10-12, 2018
at STL	June 14-16, 2002

Last Cardinals 4-game sweep:

at KC	none
at STL	none

Series Swept By Royals:

2-Game	2
3-Game	2
4-Game	0

Series Swept By Cardinals:

2-Game	4
3-Game	6
4-Game	0

Longest Winning Streak:

by KC	4.....June 17-27, 2008
by STL	7.....June 28, 2003-May 21, 2005

Most Runs, Game:

by KC	17 (2x).....17-13, June 9, 1999 at KC
by STL	13 (3x).....17-13, June 9, 1999 at KC
	13-9, June 28, 2003 at KC
	13-6, June 29, 2003 at KC

Widest Margin Victory:

by KC	11.....16-5, Aug. 30, 1997 at KC
by STL	8 (2x).....11-3, Aug. 7, 2017 at KC

Longest Game, Innings:

15.....June 17, 2012 at STL, 5-3 Royals win

ROYALS WIN-LOSS BREAKDOWN

	At Home		On the Road		Total			
	2020	All-Time	2020	All-Time	2020	All-Time	2020	All-Time
vs. RHP	13-10	1509-1353	9-17	1281-1586	22-27	2790-2939		
vs. LHP	2-5	598-619	2-2	524-690	4-7	1137-1317		
	Extra Innings		1-Run Games		Shutouts		Doubleheaders	
	2020	All-Time	2020	All-Time	2020	All-Time	2020	All-Time
	W-L	W-L	W-L	W-L	W-L	W-L	W-L-T	W-L-T
Baltimore	0-0	18-25	0-0	70-92	0-0	28-29	0-0-0	1-4-6
Boston	0-0	20-18	0-0	69-60	0-0	27-32	0-0-0	4-3-13
Chicago White Sox	0-1	44-36	0-2	130-120	0-0	36-52	0-0-0	8-2-13
Cleveland	1-0	24-30	2-0	98-107	1-2	47-42	0-0-0	5-7-9
Detroit	0-0	31-23	2-3	109-101	1-1	38-33	0-0-0	6-2-10
Houston	0-0	3-2	0-0	6-7	0-0	4-6	0-0-0	0-0-0
Los Angeles Angels	0-0	25-20	0-0	74-88	0-0	52-38	0-0-0	10-8-4
Minnesota	0-0	32-48	1-1	114-117	0-0	37-42	0-0-1	5-4-14
New York Yankees	0-0	18-21	0-0	58-82	0-0	29-26	0-0-0	1-8-5
Oakland	0-0	32-25	0-0	76-103	0-0	38-46	0-0-0	6-7-11
Seattle	0-0	19-12	0-0	62-51	0-0	23-29	0-0-0	0-2-6
Tampa Bay	0-0	10-3	0-0	22-25	0-0	9-13	0-0-0	2-0-0
Texas*	0-0	27-23	0-0	80-93	0-0	30-29	0-0-0	9-2-5
Toronto	0-0	20-15	0-0	58-62	0-0	19-29	0-0-0	3-1-1
Arizona	0-0	1-3	0-0	4-5	0-0	1-2	0-0-0	0-0-0
Atlanta	0-0	2-0	0-0	3-3	0-0	1-1	0-0-0	0-0-0
Chicago Cubs	0-0	1-2	0-1	3-7	0-1	1-3	0-0-0	0-0-0
Cincinnati	0-1	2-3	1-1	5-2	1-1	3-3	0-0-1	0-1-1
Colorado	0-0	1-0	0-0	2-2	0-0	0-2	0-0-0	1-0-0
Los Angeles Dodgers	0-0	0-1	0-0	2-3	0-0	0-1	0-0-0	0-0-0
Miami	0-0	0-2	0-0	3-2	0-0	3-3	0-0-0	0-0-0
Milwaukee+	0-0	20-18	0-0	79-56	0-1	22-22	0-0-0	11-2-9
New York Mets	0-0	1-1	0-0	3-4	0-0	0-1	0-0-0	0-0-0
Philadelphia	0-0	0-0	0-0	1-2	0-0	0-2	0-0-0	0-0-0
Pittsburgh	0-0	3-2	1-0	4-6	1-0	1-2	0-0-0	0-0-0
San Diego	0-0	1-5	0-0	0-3	0-0	1-0	0-0-0	0-0-0
St. Louis	0-0	6-5	1-1	14-11	0-1	3-11	0-0-0	0-0-1
San Francisco	0-0	0-1	0-0	2-1	0-0	2-0	0-0-0	0-0-0
Washington#	0-0	1-1	0-0	2-5	0-0	1-3	0-0-0	0-1-0
Totals	1-2	362-341	8-9	1,152-1,222	4-7	459-502	0-0-2	72-54-108

Including: * - As Washington Senators (1969-71) + - As Seattle Pilots (1969) # - As Montreal Expos (2002, 2004)

Note: Doubleheader records include both traditional and split doubleheaders

INTERLEAGUE PLAY

OVERALL RECORDS

Overall Record	208-235
Home Record	105-115
Road Record	103-120
Extra Inning Record	22-24
In shutouts	21-39
vs. NL East	38-46
vs. NL Central	120-144
vs. NL West	50-45

SERIES RESULTS

Team	Home	Road	Total
Arizona	6-12	7-2	13-14
Atlanta	4-3	5-5	9-8
Chicago	7-7	4-10	11-17
Cincinnati	6-6	11-6	17-12
Colorado	8-3	6-8	14-11
Houston (pre-2013)	5-10	8-7	13-17
Los Angeles	4-2	1-5	5-7
Miami	4-5	6-3	10-8
Milwaukee (post-1997)	9-7	7-9	16-16
New York	4-4	3-5	7-9
Philadelphia	3-3	4-5	7-8
Pittsburgh	11-3	7-14	18-17
St. Louis	21-40	24-25	45-65
San Diego	2-1	4-8	6-9
San Francisco	8-3	4-1	12-4
Washington	3-6	2-7	5-13
Total	105-115	103-120	208-235

ATTENDANCE RECORDS

Largest Home Crowd	40,963
vs. St. Louis, June 26, 2004	
Largest Road Crowd	49,227
at Colorado, July 2, 2011	
Total Home Att.	5,634,384
Total Home Dates	210
Avg. Home Att.	26,830
Total Road Att.	6,801,773
Total Road Dates	213
Avg. Road Att.	31,933

*Avg. Attendance Numbers do not include 2020 season

CONSECUTIVE RECORDS

Longest winning streak	7 (2014)
Longest losing streak	10 (2004-05)

SINGLE-GAME RECORDS

Most runs scored	17 (3x)
last: vs. St. Louis, June 14, 2007	
Most runs allowed	15
vs. Florida (14 innings), June 10, 2002	
Most runs, both teams	30
vs. St. Louis, June 9, 1999 (17-13)	

SINGLE-GAME BATTING RECORDS

Hits	5 (3x)
last: Johnny Damon, July 18, 2000 vs. Chicago	
Runs	4 (8x)
last: Alex Gordon, Aug. 23, 2013 vs. Washington	
Home Runs	2 (17x)
last: S. Perez & F. Cordero, Sept. 23, 2020 vs. St. Louis	
RBI	7
Billy Butler, April 7, 2013 at Philadelphia	

SINGLE-GAME PITCHING RECORDS

Innings Pitched	9.0 (8x)
last: Brad Keller, Sept. 13, 2020 vs. Pittsburgh	
Walks	7 (3x)
last: Kyle Davies, June 20, 2010 at Atlanta	
Strikeouts	12
Zack Greinke, June 13, 2010 at Cincinnati	

SINGLE-SEASON BATTING RECORDS

Average	.508	Joe Randa (1999)
Hits	34	Alcides Escobar (2016)
Runs	19	Carlos Beltrán (1999)
Doubles	9 (4x)	last: Billy Butler (2010)
Triples	4 (2x)	last: Mark Teahen (2007)
Home Runs	7	Jeff King (1997)
RBI	21	Carlos Beltrán (1999)
Stolen Bases	10	Carlos Beltrán (2003)

SINGLE-SEASON PITCHING RECORDS

Wins	4 (2x)	last: Brad Keller (2020)
Losses	3 (8x)	last: Jason Hammel (2018)
Saves	9	Greg Holland (2014)
Innings	41.1	James Shields (2014)
Walks	17	Brad Keller (2019)
Strikeouts	34 (2x)	last: Danny Duffy (2016)

CAREER BATTING RECORDS

Average	.342	Joe Randa
Hits	210	Alex Gordon
Runs	120	Alex Gordon
Doubles	39	Alex Gordon
Triples	8	Alcides Escobar
Home Runs	28	Alex Gordon
RBI	94	Alex Gordon
Stolen Bases	25	Alcides Escobar

CAREER PITCHING RECORDS

Wins	10	Zack Greinke
Losses	7 (3x)	Brian Bannister, Tim Collins, Danny Duffy
ERA*	1.72*	Edinson Vólquez
Saves	19	Greg Holland
Innings	131.1	Danny Duffy
Runs allowed	67	Zack Greinke
Walks	41	Danny Duffy
Strikeouts	140	Danny Duffy

* - minimum 50 IP

INTERLEAGUE RECORDS

Year	Home	Road	Total
1997	3-3	3-6	6-9
1998	4-4	5-3	9-7
1999	2-7	4-5	6-12
2000	4-5	4-5	8-10
2001	4-5	4-5	8-10
2002	4-5	1-8	5-13
2003	4-5	5-4	9-9
2004	3-6	3-6	6-12
2005	5-4	4-5	9-9
2006	5-4	5-4	10-8
2007	6-3	4-5	10-8
2008	6-3	7-2	13-5
2009	4-5	4-5	8-10
2010	5-4	3-6	8-10
2011	3-6	2-7	5-13
2012	4-5	4-5	8-10
2013	3-7	6-4	9-11
2014	7-3	8-2	15-5
2015	8-2	5-5	13-7
2016	5-5	5-5	10-10
2017	5-5	4-6	9-11
2018	1-9	5-5	6-14
2019	3-7	6-4	9-11
2020	7-3	2-8	9-11
Totals	105-115	103-120	208-235

SCOUTING & PLAYER DEVELOPMENT



PRO SCOUTING STAFF



NATE ADCOCK

PRO SCOUT

Nate Adcock rejoined the Royals' organization in 2020 as a pro scout following a 10-year playing career, including four seasons in the Majors with Kansas City (2011-12), Texas (2014) and Cincinnati (2015). A fifth-round pick by Seattle in 2006, Adcock underwent Tommy John surgery in 2015 and spent the 2016-17 seasons rehabbing in Baltimore's system, but did not pitch. His post-playing career began in 2019, when

he served as an area scout with the Marlins, covering Kentucky, Indiana, Ohio and Michigan. Adcock and his wife, Samantha, have three children: daughters Lennon (6) and Karlie (2), and son, Tate (3).



DENNIS CARDOZA

PRO SCOUT

Dennis "Cardy" Cardoza enters his 30th season in baseball, 12th season in the Royals' organization and his ninth as a pro scout. Cardoza began his scouting career in 1991 with Montreal, where he scouted players in various regions during his 11 seasons with the Expos, including: Southern California, Oklahoma, Arkansas, Kansas, Missouri, South Carolina, North Carolina, Virginia, Oklahoma and Texas. When Jeffrey

Loria sold the Expos and bought the Marlins in 2002, Cardoza remained in his same role as an area scout in Texas, but with Loria's new team in Florida. He served as the Midwestern supervisor/cross checker the following season, 2003, when the Marlins won the World Series. Cardoza and his wife of 18 years, Mari Noel, reside in Robinson, Texas, but travel to San Diego as often as possible to visit their grandchildren: Niko (11), Siena (9) and Kanin (5).



GREGG KILBY

PRO SCOUT

Gregg Kilby enters his 13th season with the Royals' organization and second as a pro scout. He spent the previous three years as a national supervisor and the previous eight as the southeast regional supervisor. Prior to that, Kilby spent five seasons as a scout and area supervisor in Florida for the Atlanta Braves. While with the Braves, Kilby signed shortstop Yunel Escobar, outfielder Jordan Schafer and left-handed

pitcher Brett Oberholtzer. Kilby served as an assistant coach and recruiting coordinator for the Maryland Terrapins from 2001-2004. Prior to joining the Maryland staff, Kilby was the head coach at Lynn University from 1997-2000. He also worked as an assistant coach for Clemson University and the University of Nevada. A 1991 graduate of Southern Wesleyan University, Kilby lettered in baseball for three seasons and was named team co-captain and all-district in 1991. He and his wife, Annie, reside in Tampa, Florida, with their children, Zachary and Annabelle.



JOHN McMICHEN

PRO SCOUT

John McMichen joins the Royals' organization following 25 years as a pro scout for the Seattle Mariners. Prior to that, he was a scout for the Major League Baseball Scouting Bureau from 1992-95, and was the assistant baseball coach at Ball State University from 1989-92. McMichen earned his masters of education in physical education, teaching and coaching from Miami (Ohio) University in 1984. John and

his wife Brett, have two sons, Grady and Perry, and split time between Cincinnati, Ohio and Sarasota, Florida.

PRO SCOUTING STAFF (CONT.)



MIKE PAZIK
MAJOR LEAGUE SCOUT

Mike Pazik is in his fifth season as a Major League scout with Kansas City after joining the organization in 2002 as the advance scout. He served in the same capacity for Colorado in 2001. Pazik began his professional baseball career as the Yankees first-round pick in the 1971 January Free Agent Draft. He played for nine seasons, including parts of three seasons with the Minnesota Twins. His coaching career began

in 1980 as a manager and pitching coach in the White Sox minor league system until joining the Brewers in 1983 as the minor league pitching coordinator. He worked in the Milwaukee system for five seasons before moving to Baltimore from 1988-91. He rejoined the White Sox as a special assistant to the GM in 1992, was the advance scout in 1994, pitching coach from 1995-98 and the special assignment scout and assistant to the General Manager from 1998-2000. Pazik graduated from Holy Cross College with a sociology degree. He and his wife, Susan, reside in Bethesda, Maryland. They have three daughters: Kristen, Kara and Marisa.



DALE SVEUM
SPECIAL ASSIGNMENT SCOUT

Dale Sveum is in his eighth season with the Royals and second as a special assignment scout. He previously served on the Royals' Major League coaching staff as the bench coach (2018-19), hitting coach (2014-17) and third base coach (2014).

During the 2017 season, Sveum's final year as the club's hitting coach, the Royals set the franchise record with 193 home runs, including a then-team record 38 by Mike Moustakas. He also helped lead the club to the 2015 World Series championship as well as back-to-back appearances in the Fall Classic in 2014-15.

Sveum came to Kansas City with an abundance of coaching experience at the Major League level, most recently serving as manager of the Chicago Cubs for two seasons (2012-13). He also served on the Milwaukee Brewers' (2006-11) and Boston Red Sox (2004-05) coaching staffs, which included a 12-game stint as the interim manager with Milwaukee in 2008. Prior to his tenure with Boston, he served as a manager with Altoona (AA) in the Pittsburgh Pirates' organization for three years (2001-03).

Sveum played 12 seasons in the Major Leagues with Milwaukee (1986-91), Philadelphia (1992), the Chicago White Sox (1992), Oakland (1993), Seattle (1994), Pittsburgh (1996-97, 1999) and the New York Yankees (1998). He enjoyed his best season in 1987 with the Brewers, slugging a career-high 25 home runs and collected 95 RBI. An infielder, Sveum was originally selected by Milwaukee in the first round (25th overall) of the 1982 Draft.

He graduated from Pinole Valley (Calif.) High School in 1982, where he earned all-state and All-America honors as a quarterback on the football team.

Dale and his wife, Darlene, reside in Scottsdale, Arizona. The couple has two children, Brittane and Rustin. Rustin is the Major League Video Coordinator with the Royals.

PRO SCOUTING STAFF (CONT.)



TONY TIJERINA

ADVANCE SCOUT

Tony Tijerina is in his 15th season in the Royals' organization and second as an advance scout. His previous roles include five years as a pro/advance scout from 2015-19, four years as the minor league field coordinator from 2011-14, three years as the assistant field coordinator and catching coordinator from 2008-10 and one season as manager at Wichita (AA) in 2007. Before joining the Royals, he spent 16 years

with the New York Mets, including six seasons in the minors as a catcher from 1991-96. He then went on to serve as a hitting coach at Pittsfield from 1997-98 and managed at various levels in the system for seven seasons from 1999-2005. From 2004 to 2006, he also took on the duties as the Mets' catching coordinator before serving as the Mets' minor league field coordinator from 2005-06. Following the 2002 season, in which he led Capital City to a first-half title, he was named the South Atlantic League's Best Managerial Prospect by *Baseball America*. He was selected by the Mets in the 13th round of the 1991 draft out of Texas Tech University, where he was a two-time All-Southwest Conference selection. He resides in Newark Valley, New York, with his wife, Linda, and daughter, Lauren.



MITCH WEBSTER

SPECIAL ASSIGNMENT SCOUT

Mitch Webster, recipient of the 2013 and 2016 Art Stewart Award for outstanding scouting, is in his 12th year in the organization. He was inducted into the Kansas All Sports Hall of Fame in 2018 and the Kansas Baseball Hall of Fame in 2006. Webster, a native of Larned, Kansas, retired in 1995 after a 19-year professional career, including 11 and a half in the Majors as an outfielder with the Blue Jays, Expos,

Cubs, Indians, Pirates and Dodgers. He was originally selected by the Dodgers in the 23rd round of the 1977 June Free Agent Draft. Following his retirement, Webster spent 14 years working in the Dodgers' organization, serving for four seasons as a coach from 1996-99, eight seasons as an amateur scout from 2000-07 and two seasons as a pro scout from 2008-09. Webster and his wife, Jennifer, reside in Wichita, Kansas. The couple has two daughters, Rebecca and Katie, three granddaughters: Adelynn, Amelia and Andi, and one grandson, Paxton.



JON WILLIAMS

PRO SCOUT

Jon Williams enters his 15th year in the Royals' organization, his ninth exclusively as a pro scout. Williams was a hitting coach at various levels of the Royals' system beginning in 2007. Williams spent six years in the minors as a catcher in the San Francisco and Atlanta organizations prior to joining the Royals. He also spent a pair of seasons playing for River City in the Frontier League. Williams was selected by the Giants

in the 44th round of the 2001 Draft out of the University of Missouri. A St. Louis native, he currently lives in Imperial, Missouri.

REGIONAL CROSS CHECKERS



KEITH CONNOLLY

NORTHEAST REGION SUPERVISOR

Keith Connolly enters his 10th full season with the Royals after joining the club on October 10, 2011. Connolly previously served as an area scout for five years with Baltimore Orioles in Pennsylvania, New Jersey, New York, New England and Eastern Canada. Before his stint with the Orioles, he worked part-time with the Florida Marlins from 2004-2007. Connolly began his professional career in 1998 with the Giants as a non-drafted free agent. He spent parts of four minor league seasons as a right-handed relief pitcher. Connolly earned a bachelor's degree in administration of justice from Rutgers University. A native of Washingtonville, New York, he now resides in Fair Haven, New Jersey with his wife Meghan, sons Daly (12) and Hugh (6), and daughter, Margaret (10).



SEAN GIBBS

SOUTHEAST REGION SUPERVISOR

Sean Gibbs enters his 15th season with the Royals, and fifth as the Southeast Region Supervisor. He previously served as an area scouting supervisor from 2006-16. Before joining the Royals, Sean was an assistant coach and recruiting coordinator at Tusculum College (Tenn.) from 2000-06. The recipient of the 2010 Art Stewart Award, Sean and his family (Elizabeth, Tyler and Wyatt) reside in Santa Rosa Beach, Florida.



GREGG MILLER

MIDWEST REGION SUPERVISOR

Gregg Miller is in his eighth year as the Royals' midwest region supervisor. Miller previously served as an area scout with the World Series Champion Boston Red Sox in 2013, and as an area scout with Minnesota from 1998-2008, covering Arkansas, Kansas, Missouri and Oklahoma. While with the Twins, he signed future Major League players Scott Baker, Nick Blackburn and Terry Tiffe. Prior to his 11 years with the Twins, he was the head baseball coach at Pratt Community College (Kan.) from 1992-98. His coaching career began as an assistant coach at Wichita State University from 1988-92, including a National Championship in 1989 and a National Runner Up finish in 1991. Miller earned a bachelor's degree in education from Phillips University in Enid, Oklahoma, and a master's degree in sports administration from Wichita State University. He and his wife Susan, reside in Meeker, Oklahoma. They have three children: Macy, Shelby and Bayli.



COLIN GONZALES

SOUTHWEST REGION SUPERVISOR

Colin Gonzales enters his 15th season with the Royals and second as the southwest region supervisor. He was an amateur scout for the previous 11 years, covering North Florida from 2009-12, Southern California in 2013 and Southern California and Hawaii from 2014-19. Prior to that, he was the cultural development coordinator in 2008 after joining the organization as a baseball operations intern in 2007. Gonzales graduated from the University of Kansas in 2006 with a bachelor's degree in education with an emphasis in sports management. He resides in Dana Point, California.



GARY WILSON

WEST COAST REGION SUPERVISOR

Gary Wilson is in his sixth season as the Royals' west coast region scouting supervisor. He previously served as an area scouting supervisor in the Colorado Rockies' organization for 14 years, following a seven-year playing career in the Pirates' and Twins' organizations, including his Major League debut with the Pirates in 1995. Wilson and his wife, Kasie, have three children: Nicholas, Natalie and Brady. They reside in Sacramento, California.

REGIONAL CROSS CHECKERS (CONT.)



ORLANDO ESTEVEZ

LATIN AMERICA SCOUTING COORDINATOR

Orlando Estevez begins his 18th season with the Royals and ninth as the Latin America scouting coordinator. The 2011 Art Stewart Scout of the Year began his professional baseball career with the California Angels as a part-time scout and coach for the club's rookie league affiliate in Mesa, Arizona, from 1987-90. He then worked as an area scout for the Houston Astros, covering South Florida from 1990-96. Estevez graduated from

Pace High School in Opalocka, Florida, and attended Miami-Dade Community College. While at Miami-Dade, he served as an assistant coach and recruiter. He and his wife, Ivonne, reside in Pembroke Pines, Florida., with their four children: Daniel, Lauren, and twins, David and Ryan.

ADDITIONAL SCOUTS/SUPERVISORS

International Scouts

Luis Ortiz International Supervisor
 Roberto Aquino International Supervisor
 Fabio Herrera Manager, International Operations
 Edis Perez Supervisor, Dominican Republic
 Fausto Morel Dominican Republic
 Rafael Vasquez Dominican Republic
 Nicolas Bautista Dominican Republic
 Fernando Encarnacion Dominican Republic
 Elias Despradel Dominican Republic
 Eddy Abad Video Scout, Dominican Republic
 Hugo Agüero Video Scout, Dominican Republic
 Joelvis Gonzalez Supervisor, Venezuela
 Alberto Garcia Venezuela
 Jose Gualdron Venezuela
 Manuel Samaniego Supervisor, Mexico
 Edson Kelly Aruba, Dutch Caribbean

Rafael Miranda Colombia, South America
 Djonny Joubert Curacao
 Phil Dale Coordinator, Pacific Rim
 Manabu Kuramochi Japan
 Hiroyuki Oya Japan
 Neil Burke Australia
 Nathan Miller Taiwan
 Hyunsung Kim South Korea

Part-Time Pro Scout

Rene Lachemann

Amateur Scouting

Daniel Guerrero Underclass Scout
 Travis Ezi Underclass Scout
 Tim Bavester Coordinator of Amateur Video/
 Underclass Scout

ART STEWART AWARD

Each season, the Royals honor a scout for outstanding service to the organization

2008 - Dan Ontiveros
 2009 - Louie Medina
 2010 - Sean Gibbs
 2011 - Orlando Estevez
 2012 - Colin Gonzales

2013 - Mitch Webster
 2014 - Junior Vizcaino
 2015 - Alec Zumwalt
 2016 - Mitch Webster
 2017 - Matt Price

2018 - Jim Buckley
 2019 - Tim Conroy
 2020 - No award presented

2020 FIRST-YEAR PLAYER DRAFT

RD	PICK	PLAYER	POS	HT	WT	B/R	DOB	CLASS	SCHOOL	HOMETOWN
1	4	Asa Lacy	LHP	6-4	215	L/L	06/02/99	JR	Texas A&M	Kerrville, Texas
CBA	32	Nick Loftin	SS	6-1	180	R/R	09/25/98	JR	Baylor	Corpus Christi, Texas
2	41	Ben Hernandez	RHP	6-2	210	R/R	07/01/01	HS	De La Salle (Ill.)	Chicago, Ill.
3	76	Tyler Gentry	OF	6-2	200	R/R	02/01/99	JR	Alabama	Arlington, Tenn.
4	105	Christian Chamberlain	LHP	5-10	175	L/L	07/20/99	JR	Oregon State	Reno, Nev.
5	135	Will Klein	RHP	6-5	230	R/R	11/28/99	JR	Eastern Illinois	Bloomington, Ind.

AREA SCOUTING STAFF



Joe Barbera
DC, DE, MD, W.
PA, WV



Tim Bittner
NC, SC



Cody Clark
LA, MS, S. AL,
W. TN



Casey Fahy
MA, ME, NH, VT,
NJ, NY, CT, RI,
E. PA



Jim Farr
VA



Mike Farrell
MI, OH, KY, IN



Abe Flores
S. CA



Buddy Gouldsmith
N. CA, ID, MT,
N. NV



Todd Guggiana
S. CA, S. NV



Josh Hallgren
S. TX



Will Howard
N. AL, GA, E. TN



Mark Leavitt
N. FL



Scott Melvin
IL, IA, MN, MO, WI



Alex Mesa
S. FL



Ken Munoz
AZ, CO, NM,
UT



Matt Price
AR, KS, NE, ND,
SD, WY



Johnny Ramos
Puerto Rico



Joe Ross
AK, OR, WA



Bobby Shore
N. TX, OK

ADDITIONAL PART-TIME AMATEUR SCOUTS

Eric Briggs
Rick Clendenin
Louis Collier
Jeremy Jones
Howard McCullough

Bolivar, Mo.
Clendenin, W. Va.
Austell, Ga.
Overland Park, Kan.
Greenville, N.C.

Brittan Motley
Chris Reitsma
Lloyd Simmons
Adam Stern

Grandview, Mo.
Calgary, Alta.
Shawnee, Okla.
London, On.

FULL SEASON AFFILIATE SCHEDULE



DATE

5/4	ST. PAUL	at Arkansas	at South Bend	at Augusta
5/5	ST. PAUL	at Arkansas	at South Bend	at Augusta
5/6	ST. PAUL	at Arkansas	at South Bend	at Augusta
5/7	ST. PAUL	at Arkansas	at South Bend	at Augusta
5/8	ST. PAUL	at Arkansas	at South Bend	at Augusta
5/9	ST. PAUL	at Arkansas	at South Bend	at Augusta
5/10	OFF	OFF	OFF	OFF
5/11	at Columbus	TULSA	CEDAR RAPIDS	CHARLESTON
5/12	at Columbus	TULSA	CEDAR RAPIDS	CHARLESTON
5/13	at Columbus	TULSA	CEDAR RAPIDS	CHARLESTON
5/14	at Columbus	TULSA	CEDAR RAPIDS	CHARLESTON
5/15	at Columbus	TULSA	CEDAR RAPIDS	CHARLESTON
5/16	at Columbus	TULSA	CEDAR RAPIDS	CHARLESTON
5/17	OFF	OFF	OFF	OFF
5/18	at Iowa	at Springfield	at Peoria	at Kannapolis
5/19	at Iowa	at Springfield	at Peoria	at Kannapolis
5/20	at Iowa	at Springfield	at Peoria	at Kannapolis
5/21	at Iowa	at Springfield	at Peoria	at Kannapolis
5/22	at Iowa	at Springfield	at Peoria	at Kannapolis
5/23	at Iowa	at Springfield	at Peoria	at Kannapolis
5/24	OFF	OFF	OFF	OFF
5/25	INDIANAPOLIS	SAN ANTONIO	at Dayton	AUGUSTA
5/26	INDIANAPOLIS	SAN ANTONIO	at Dayton	AUGUSTA
5/27	INDIANAPOLIS	SAN ANTONIO	at Dayton	AUGUSTA
5/28	INDIANAPOLIS	SAN ANTONIO	at Dayton	AUGUSTA
5/29	INDIANAPOLIS	SAN ANTONIO	at Dayton	AUGUSTA
5/30	INDIANAPOLIS	SAN ANTONIO	at Dayton	AUGUSTA
5/31	OFF	OFF	OFF	OFF
6/1	IOWA	TULSA	BELOIT	at Myrtle Beach
6/2	IOWA	TULSA	BELOIT	at Myrtle Beach
6/3	IOWA	TULSA	BELOIT	at Myrtle Beach
6/4	IOWA	TULSA	BELOIT	at Myrtle Beach
6/5	IOWA	TULSA	BELOIT	at Myrtle Beach
6/6	IOWA	TULSA	BELOIT	at Myrtle Beach
6/7	OFF	OFF	OFF	OFF
6/8	at St. Paul	at Frisco	at Peoria	at Charleston
6/9	at St. Paul	at Frisco	at Peoria	at Charleston
6/10	at St. Paul	at Frisco	at Peoria	at Charleston
6/11	at St. Paul	at Frisco	at Peoria	at Charleston
6/12	at St. Paul	at Frisco	at Peoria	at Charleston
6/13	at St. Paul	at Frisco	at Peoria	at Charleston
6/14	OFF	OFF	OFF	OFF
6/15	LOUISVILLE	at San Antonio	WISCONSIN	AUGUSTA
6/16	LOUISVILLE	at San Antonio	WISCONSIN	AUGUSTA
6/17	LOUISVILLE	at San Antonio	WISCONSIN	AUGUSTA
6/18	LOUISVILLE	at San Antonio	WISCONSIN	AUGUSTA
6/19	LOUISVILLE	at San Antonio	WISCONSIN	AUGUSTA
6/20	LOUISVILLE	at San Antonio	WISCONSIN	AUGUSTA
6/21	OFF	OFF	OFF	OFF
6/22	at Iowa	ARKANSAS	at Beloit	MYRTLE BEACH
6/23	at Iowa	ARKANSAS	at Beloit	MYRTLE BEACH
6/24	at Iowa	ARKANSAS	at Beloit	MYRTLE BEACH
6/25	at Iowa	ARKANSAS	at Beloit	MYRTLE BEACH
6/26	at Iowa	ARKANSAS	at Beloit	MYRTLE BEACH
6/27	at Iowa	ARKANSAS	at Beloit	MYRTLE BEACH
6/28	OFF	OFF	OFF	OFF
6/29	at St. Paul	at Springfield	CEDAR RAPIDS	at Augusta
6/30	at St. Paul	at Springfield	CEDAR RAPIDS	at Augusta
7/1	at St. Paul	at Springfield	CEDAR RAPIDS	at Augusta
7/2	at St. Paul	at Springfield	CEDAR RAPIDS	at Augusta
7/3	at St. Paul	at Springfield	CEDAR RAPIDS	at Augusta
7/4	at St. Paul	at Springfield	CEDAR RAPIDS	at Augusta
7/5	OFF	OFF	OFF	OFF
7/6	TOLEDO	at Wichita	at Wisconsin	CHARLESTON
7/7	TOLEDO	at Wichita	at Wisconsin	CHARLESTON
7/8	TOLEDO	at Wichita	at Wisconsin	CHARLESTON
7/9	TOLEDO	at Wichita	at Wisconsin	CHARLESTON
7/10	TOLEDO	at Wichita	at Wisconsin	CHARLESTON
7/11	TOLEDO	at Wichita	at Wisconsin	CHARLESTON
7/12	ALL-STAR BREAK	OFF	OFF	OFF
7/13	ALL-STAR BREAK	ARKANSAS	at Beloit	at Myrtle Beach
7/14	ALL-STAR BREAK	ARKANSAS	at Beloit	at Myrtle Beach
7/15	at Indianapolis	ARKANSAS	at Beloit	at Myrtle Beach
7/16	at Indianapolis	ARKANSAS	at Beloit	at Myrtle Beach
7/17	at Indianapolis	ARKANSAS	at Beloit	at Myrtle Beach
7/18	at Indianapolis	ARKANSAS	at Beloit	at Myrtle Beach
7/19	OFF	OFF	OFF	OFF
7/20	ST. PAUL	at Tulsa	PEORIA	AUGUSTA
7/21	ST. PAUL	at Tulsa	PEORIA	AUGUSTA
7/22	ST. PAUL	at Tulsa	PEORIA	AUGUSTA
7/23	ST. PAUL	at Tulsa	PEORIA	AUGUSTA
7/24	ST. PAUL	at Tulsa	PEORIA	AUGUSTA
7/25	ST. PAUL	at Tulsa	PEORIA	AUGUSTA

FULL SEASON AFFILIATE SCHEDULE (CONT.)

DATE	OMAHA	NW ARKANSAS	QUAD CITIES	COLUMBIA
7/26	OFF	OFF	OFF	OFF
7/27	at Toledo	WICHITA	SOUTH BEND	at Charleston
7/28	at Toledo	WICHITA	SOUTH BEND	at Charleston
7/29	at Toledo	WICHITA	SOUTH BEND	at Charleston
7/30	at Toledo	WICHITA	SOUTH BEND	at Charleston
7/31	at Toledo	WICHITA	SOUTH BEND	at Charleston
8/1	at Toledo	WICHITA	SOUTH BEND	at Charleston
8/2	OFF	OFF	OFF	OFF
8/3	at Columbus	at Arkansas	at Cedar Rapids	MYRTLE BEACH
8/4	at Columbus	at Arkansas	at Cedar Rapids	MYRTLE BEACH
8/5	at Columbus	at Arkansas	at Cedar Rapids	MYRTLE BEACH
8/6	at Columbus	at Arkansas	at Cedar Rapids	MYRTLE BEACH
8/7	at Columbus	at Arkansas	at Cedar Rapids	MYRTLE BEACH
8/8	at Columbus	at Arkansas	at Cedar Rapids	MYRTLE BEACH
8/9	OFF	OFF	OFF	OFF
8/10	IOWA	FRISCO	BELOIT	FAYETTEVILLE
8/11	IOWA	FRISCO	BELOIT	FAYETTEVILLE
8/12	IOWA	FRISCO	BELOIT	FAYETTEVILLE
8/13	IOWA	FRISCO	BELOIT	FAYETTEVILLE
8/14	IOWA	FRISCO	BELOIT	FAYETTEVILLE
8/15	IOWA	FRISCO	BELOIT	FAYETTEVILLE
8/16	OFF	OFF	OFF	OFF
8/17	COLUMBUS	at Tulsa	at South Bend	at Charleston
8/18	COLUMBUS	at Tulsa	at South Bend	at Charleston
8/19	COLUMBUS	at Tulsa	at South Bend	at Charleston
8/20	COLUMBUS	at Tulsa	at South Bend	at Charleston
8/21	COLUMBUS	at Tulsa	at South Bend	at Charleston
8/22	COLUMBUS	at Tulsa	at South Bend	at Charleston
8/23	OFF	OFF	OFF	OFF
8/24	at Iowa	SPRINGFIELD	WISCONSIN	at Myrtle Beach
8/25	at Iowa	SPRINGFIELD	WISCONSIN	at Myrtle Beach
8/26	at Iowa	SPRINGFIELD	WISCONSIN	at Myrtle Beach
8/27	at Iowa	SPRINGFIELD	WISCONSIN	at Myrtle Beach
8/28	at Iowa	SPRINGFIELD	WISCONSIN	at Myrtle Beach
8/29	at Iowa	SPRINGFIELD	WISCONSIN	at Myrtle Beach
8/30	OFF	OFF	OFF	OFF
8/31	TOLEDO	CORPUS CHRISTI	at Cedar Rapids	CHARLESTON
9/1	TOLEDO	CORPUS CHRISTI	at Cedar Rapids	CHARLESTON
9/2	TOLEDO	CORPUS CHRISTI	at Cedar Rapids	CHARLESTON
9/3	TOLEDO	CORPUS CHRISTI	at Cedar Rapids	CHARLESTON
9/4	TOLEDO	CORPUS CHRISTI	at Cedar Rapids	CHARLESTON
9/5	TOLEDO	CORPUS CHRISTI	at Cedar Rapids	CHARLESTON
9/6	OFF	OFF	OFF	OFF
9/7	at St. Paul	at Wichita	PEORIA	at Augusta
9/8	at St. Paul	at Wichita	PEORIA	at Augusta
9/9	at St. Paul	at Wichita	PEORIA	at Augusta
9/10	at St. Paul	at Wichita	PEORIA	at Augusta
9/11	at St. Paul	at Wichita	PEORIA	at Augusta
9/12	at St. Paul	at Wichita	PEORIA	at Augusta
9/13	OFF	OFF	OFF	OFF
9/14	IOWA	SPRINGFIELD	SOUTH BEND	KANNAPOLIS
9/15	IOWA	SPRINGFIELD	SOUTH BEND	KANNAPOLIS
9/16	IOWA	SPRINGFIELD	SOUTH BEND	KANNAPOLIS
9/17	IOWA	SPRINGFIELD	SOUTH BEND	KANNAPOLIS
9/18	IOWA	SPRINGFIELD	SOUTH BEND	KANNAPOLIS
9/19	IOWA	SPRINGFIELD	SOUTH BEND	KANNAPOLIS

REMEMBERING THE ROYALS ACADEMY

Former Royals owner Ewing Kauffman challenged the preconceived notions of the baseball world in 1970 with the creation of the Royals Baseball Academy.

"In a few years this will be called Kauffman's folly or they will be calling me the Branch Rickey of the '70s," Kauffman said.

The Academy, which ran 12 months a year, was designed to supply additional talent to the Royals organization by training athletes in Sarasota, Florida. The mission of the academy was to groom raw athletes into baseball players.

The Academy opened its doors on August 10, 1970 with 42 original players. The campus, which also doubled as the Royals spring home, featured five playing fields, a 50-room dormitory, offices, lecture halls, laboratories, tennis courts and a swimming pool. Former Royals Scouting Director (and future Yankees General Manager) Syd Thrift was named as the

director of the Academy.

Royals Hall of Famer Frank White joined the Academy in 1970 and was the first member to graduate to the Majors in 1973. White credits the Academy with instilling fundamentals which turned him into one of the best defensive second basemen in baseball history.

Despite the success of Frank White and 13 other graduates who played in the Majors, including U.L.

Washington, dwindling class sizes and the cost of the Academy eventually led to its closing in May, 1974.



MINOR LEAGUE STAFF



JOHN WATHAN

SPECIAL ASSISTANT TO PLAYER DEVELOPMENT

John Wathan returns for his 50th year in baseball and 46th with the Royals, as a special assistant to player development. Wathan was the Royals' first-round pick in the 1971 January Free Agent Draft after three years at the University of San Diego. He played for 15 years, including 10 in the Majors from 1976-85. Wathan was a member of the Royals' World Series teams in 1980 and 1985 and still owns the modern record for stolen bases by a catcher with 36 in 1982. He served as a coach in Kansas City in 1986 prior to managing the Omaha Royals in 1987. Wathan was named Royals manager on August 27, 1987 and compiled a 287-270 record, including 92-70 in 1989. He worked for the California Angels in 1992 and 1993, serving as interim manager, third base coach and bench coach before becoming Boston's bullpen coach in 1994. "Duke" worked as a broadcasting analyst for The Baseball Network in 1995 and for the Royals Radio Network from 1996-97. His duties have included special assignments in scouting and player development since 1999. Wathan has been inducted into the Iowa Baseball Coaches Hall of Fame, Missouri Sports Hall of Fame, the West Coast Conference Hall of Honor and the athletic Hall of Fame at St. Augustine High School and the University of San Diego. He resides in Lee's Summit, Missouri, with his wife, Nancy. The couple has three children: Dusty, Derek and Dina, and eight grandchildren. Dina works in the Royals' community impact department and Dusty is the third base coach for the Philadelphia Phillies.



HARRY SPILMAN

SPECIAL ASSISTANT TO PLAYER DEVELOPMENT

Harry Spilman enters his seventh year with the Royals as a special assistant to player development. He had the same role with the Texas Rangers from 2009 to 2014 and was the hitting coach for Milwaukee's Triple-A club in Nashville from 2007 to 2008. Spilman was an instructor in the Astros' system from 1998-2006, including 1999-2004 as the Major League hitting coach. His coaching career began with seven years as minor league manager and roving instructor in the Indians' system. Spilman played for the Reds, Astros, Tigers and Giants over a 12-year Major League career. He resides in Mount Vernon, Indiana, with his wife, Kim. They have two children: Kelly and Ryan, and three granddaughters: Dawson, Sydney and Marlee.



EDDIE RODRIGUEZ

INFIELD COORDINATOR

Eddie Rodriguez returns for his fifth season with the Royals, his second as the minor league infield coordinator. Prior to his second stint with the Royals, he spent the previous three seasons in the San Diego Padres' organization. He was previously with the Royals from 2009-13, most recently as the club's third base coach from 2011-13. Before that, he was Seattle's first base coach in 2008 and served as manager for Seattle's Double-A team in West Tennessee in 2007. He was Frank Robinson's bench coach in Montreal (2004) and in Washington (2005-06) for three years after serving on Arizona's Major League staff from 2001 (first base coach) and 2002-03 (third base coach). Eddie was the manager at Queens (A) in Toronto's organization in 2000, and served as the Blue Jays' third base coach in 1998. He began his coaching career and spent 15 seasons in the Angels' organization from 1983-97. He had a six-year career as a minor league infielder with Baltimore and California. Rodriguez and his wife, Adele, have a son, Joshua.



J.C. BOSCAN

CATCHING COORDINATOR

J.C. Boscan enters his fifth season as the Royals' minor league catching coordinator. He served in a similar role in 2016, after retiring following the 2015 season. Boscan played parts of 19 seasons in the Minors, most recently with Omaha (AAA). Boscan also played in parts of four seasons in the Majors with Atlanta (2010-12) and the Chicago Cubs (2013). He received the Bill Lucas Award in 2010, an honor given to the Braves player who best represents the organization both on and off the field. He is originally from Maracaibo, Venezuela.

Note: experience listed includes 2020, though the minor league year was canceled due to the pandemic

MINOR LEAGUE STAFF (CONT.)



JASON SIMONTACCHI

PITCHING COORDINATOR

Jason Simontacchi is in his fourth season in the Royals' organization and second as pitching coordinator. He served as the assistant pitching coordinator from 2018-19, after working in the St. Louis Cardinals' organization for the previous five seasons as a pitching coach at Peoria (A) from 2013-14 and Springfield (AA) from 2015-17. He played four seasons in the Majors, including three with St. Louis (2002-04) and one with Washington (2007). He was originally selected by Kansas City in the 21st round of the 1996 Draft and also spent time in the minors with Pittsburgh and Minnesota. Jason resides in St. Louis with his wife, Paula, and three sons: Bradley, Nathan and Landon.



MITCH STETTER

MANAGER OF PITCHING PERFORMANCE

Mitch Stetter enters his second season as manager of pitching performance. He spent the previous four seasons as the pitching coach for Lexington after holding the same position with Surprise (Rookie) in 2015. The Indiana State alum was selected by Milwaukee in the 16th round in 2003 and signed by current Royals scout Mike Farrell. Stetter worked as a reliever in the Majors from 2007 to 2011 with Milwaukee and set a Brewers record in 2009, recording 15 consecutive outs on strikeouts. Stetter lives in Surprise, Arizona, with his wife Alison and children: CC, Dusty, Willa and Maddon.



JEFF SUPPAN

ROVING PITCHING COACH

Jeff Suppan enters his third season as the Royals' roving pitching coach, after serving the previous four seasons as the pitching coach with Idaho Falls. A Royal from 1998-2002, Suppan was the club's Pitcher of the Year in 2000 and 2001. He won 140 games over 17 seasons, including 16 in both 2004 and 2005 with St. Louis. Suppan earned MVP honors in the 2006 NLCS, tossing 8.0 shutout innings and hitting a home run in the Cardinals' Game 3 win before following with 7.0 strong innings in Game 7 at Shea Stadium. Suppan pitched for Omaha in 2011 and retired from baseball in 2014. He resides in Calabasas, California, with his wife Dana and two kids, Finley and Brody.



DREW SAYLOR

HITTING COORDINATOR

Drew Saylor enters his second season in the Royals' organization as the hitting coordinator. He spent the 2019 season as the assistant hitting coordinator and manager of the West Virginia Black Bears (A) in the Pittsburgh Pirates' organization. Prior to that, he produced a 242-178 record (.576) in three seasons as manager of Rancho Cucamonga (A+) in the Los Angeles Dodgers' organization, including an 87-53 mark and a California League championship in 2018. Following that season, he was named Manager of the Year by *Baseball America*. Saylor also spent four years in the Colorado Rockies' organization as the hitting coach at Grand Junction (R) in 2012, manager at Tri-City (A) from 2013-14 and hitting coach at Modesto (A+) in 2015. He was selected as an infielder by the Marlins in the 13th round of the 2006 Draft out of Kent State University, where he was a first-team All-American. Saylor and his wife, Amanda, reside in Medina, Ohio with sons Jackson and Charlie, and daughter, Victoria.

MINOR LEAGUE STAFF (CONT.)



KEONI DeRENNE

ASSISTANT HITTING COORDINATOR

Keoni DeRenne enters his second season in the Royals' organization as the assistant hitting coordinator, after spending the 2019 season as the hitting coach at Iowa (AAA) in the Chicago Cubs' organization. Prior to that, he spent seven seasons in the Pittsburgh Pirates' organization as the Hitting Coach at Altoona (AA) in 2018, Bradenton (A) from 2016-17 and West Virginia (A) from 2014-15. He also managed the Pirates'

Dominican Summer League team in 2013. He has won two league championships as a coach, including in the first season of his coaching career in 2012 with the Gulf Coast League Pirates, and with Bradenton in 2016. DeRenne played eight seasons in the minors with the Braves, Yankees, Diamondbacks, Red Sox and Phillies, after being selected in the 12th round of the 2000 Draft out of the University of Arizona. He is the great grandson of Wilbur Cooper, Pittsburgh's all-time wins leader (202), and resides in Honolulu, Hawaii.



MIKE TOSAR

SPECIAL ASSIGNMENT HITTING COACH

Mike Tosar enters his second season in the Royals' organization as the special assignment hitting coach, after serving as an international scout and special assignment hitting coach with the Los Angeles Dodgers from 2012-19. Prior to that, he served in various scouting and coaching roles throughout the Seattle Mariners' organization from 2006-09. He also served as a hitting coach in the Minnesota Twins' organization in

2002, as a scout with the Florida Marlins from 2000-01, and as a coach in the Tampa Bay Rays' organization from 1996-99. Prior to his scouting and coaching career, Tosar, played three seasons in the minor leagues with the New York Mets (1991) and Montreal Expos (1992-93). He also threw to former Royal Mike Moustakas in the 2017 Home Run Derby. Tosar lives in Miami, Florida, with his wife, Maria. They have three children: Mike, Marialujan and Marcela.



DAMON HOLLINS

OUTFIELD, BASE RUNNING & BUNTING COORDINATOR

Damon Hollins will serve as the coordinator of outfield, base running and bunting for the 2021 season, a role he was originally slated to fill in 2020. Hollins served as the Major League first base coach last year, temporarily taking the place of Rusty Kuntz. This year will mark Hollins' 12th season in the Royals' organization. Prior to a three-year stint as hitting coach at Idaho Falls (R) from 2017-19, he coached in various roles throughout

the organization at Lexington (A) from 2015-16, Idaho Falls from 2013-14, Wilmington (A+) in 2012, Kane County (A) in 2011 and Burlington (R) in 2010. Hollins was a fourth-round pick by Atlanta in the 1992 Draft and played four seasons in the Majors with Atlanta (1998, 2004), the Los Angeles Dodgers (1998) and Tampa Bay (2005-06). He spent the entire 2007 season in Japan with the Yomiuri Giants before ending his playing career with the Omaha Royals in 2008. Hollins resides in Litchfield Park, Arizona with his wife, Patrice. They have three children: Tahari, Ameerah and Averi.



DERRICK ROBINSON

ASSISTANT OUTFIELD, BASE RUNNING & BUNTING COORDINATOR

Derrick Robinson is in his first season as the assistant outfield, base running and bunting coordinator in 2021. He was a baseball operations intern in Kansas City in 2020 and was an extra coach in Burlington in 2019. Robinson was a fourth-round pick by the Royals in the 2006 First-Year Player Draft and played nine seasons as an outfielder in the minor leagues with the Royals, Reds and Nationals, and had one season in the

Majors in 2013 with Cincinnati. Derrick lives in Gainesville, Florida with his wife, Amber and two children, Dylan and Derrick Jr.

Note: experience listed includes 2020, though the minor league year was canceled due to the pandemic

MINOR LEAGUE STAFF (CONT.)



DAVE IANNICCA

MINOR LEAGUE MEDICAL COORDINATOR

Dave Iannicca is in his third season as the Royals' minor league medical coordinator, after spending the previous eight seasons as the certified athletic trainer at Omaha (AAA). He joined the Royals in 2007 as the athletic trainer at Burlington (A), then worked from 2008-10 at Wilmington (A+). In 2010, Iannicca earned Carolina League Athletic Trainer of the Year honors and was an athletic trainer in the Arizona Fall League. He spent the 2006 season as athletic trainer for the Atlanta Braves' Gulf Coast League affiliate in Orlando. Iannicca was an intern in the New York Yankees' organization from 2003-2004, working with the Columbus Clippers (AAA) and at the Yankees Player Development Complex in Tampa. He has also worked as an athletic trainer at the collegiate level as a graduate assistant at Virginia Wesleyan College. Dave earned his bachelor's degree in athletic training from Bowling Green State University in 2003 and his master's degree in education from Old Dominion University in 2006. He resides in Buckeye, Arizona, with his wife, Jacqueline, and son, Ryan.



TONY MEDINA

MINOR LEAGUE/LATIN AMERICA MEDICAL COORDINATOR

Tony Medina will serve as the Minor League/Latin America medical coordinator for a 10th straight season after spending eight seasons as an athletic trainer at various levels in the Royals minor league system. Medina served as the athletic trainer for the Dominican Republic in the 2006, 2009, 2013 and 2017 World Baseball Classic and was named 2006, 2008 and 2009 Arizona League Trainer of the Year. Prior to his time with the Royals, he worked for six seasons as the minor league athletic trainer for the Atlanta Braves. He received his undergraduate degree in biology with a concentration in athletic training from Emporia (Kan.) State University and earned his master's degree in exercise science from the University of Nebraska at Omaha. He resides in Omaha, Nebraska with his wife, Tami.



JUSTIN HAHN

REHAB COORDINATOR/PHYSICAL THERAPIST

Justin Hahn enters his ninth season in the Royals' organization and eighth as minor league rehab coordinator. He spent the 2013 season in a physical therapy fellowship with the club. Hahn graduated from Gustavus Adolphus College in St. Peter, Minnesota, with a bachelor's degree in chemistry in 2008. He earned his doctorate in physical therapy in 2011 from Mayo Clinic School of Health Sciences in Rochester, Minnesota. After graduating, Hahn completed the 2011-2012 sports physical therapy residency at the Institute for Athletic Medicine in Minneapolis. Following residency, he completed the 2012-2013 Proaxis Therapy and Kansas City Royals Upper Extremity Sports Physical Therapy/Professional Baseball Fellowship in which he spent the duration of the 2013 season in Surprise, Arizona. Hahn is dual board certified as both a sports and orthopedic specialist by the American Board of Physical Therapy Specialties. He is also a certified strength and conditioning specialist. He and his wife, Marette, reside in Peoria, Arizona.



JARRET ABELL

STRENGTH & CONDITIONING COORDINATOR

Jarret Abell enters his second season as the Royals' strength & conditioning coordinator, after serving as an assistant strength & conditioning coordinator in 2019. This is his eighth season in the Royals' organization, including stints as the strength and conditioning coach with Northwest Arkansas (2017-18), Wilmington (2016), Lexington (2015) and Idaho Falls (2014). He received his master's degree in exercise science from Wichita State University in 2013, where he worked with four women's Olympic sports teams, baseball, and basketball. Shortly after that, he worked with the TCU football, baseball, and basketball teams off-season strength and conditioning before joining EXOS in Gulf Breeze, Florida and then, EXOS in Phoenix, Arizona as a performance specialist. Jarret played collegiate football for Bethel College and now resides in Scottsdale, Arizona, with his wife, Ashley and two daughters, Avery and Zoe.

Note: experience listed includes 2020, though the minor league year was canceled due to the pandemic

MINOR LEAGUE STAFF (CONT.)



PHIL FALCO

ASST. STRENGTH & CONDITIONING COORDINATOR

Phil Falco enters his second season as the assistant coordinator of strength & conditioning, after serving as the strength & conditioning coach at Omaha from 2017-19. Prior to that, he spent nine seasons as the strength & conditioning coach at the Major League level with the Atlanta Braves from 2008-16. He previously was the Braves' roving strength & conditioning coach from 1998-99 and 2003-08. Prior to that, he was the

strength & conditioning coach with the Milwaukee Brewers from 2000-02. Falco pitched at George Mason University from 1992-94, then transferred to Appalachian State University and played two seasons (1995-96) before graduating in 1996 with a bachelor's degree in exercise science. Falco was certified by the National Strength and Conditioning Association in 2005 and a strength and conditioning specialist, and was certified by the American College of Sports Medicine in 1996 as a health and fitness instructor.



MONICA RAMIREZ

EDUCATION/ESL & LATIN AMERICAN INITIATIVES COORDINATOR

Monica Ramirez is in her sixth full season with the Royals as the ED/ESL & Latin-American initiatives coordinator, managing the minor league English program and teaching the Royals' Latin and foreign players. She has previously served in a consulting role in the organization since 2007. She also teaches college reading at Glendale Community College, and she provides guidance sessions to families with children experiencing

learning disabilities in South Phoenix. Monica has a bachelor's degree in pedagogy and received her master's degree in education and reading at Northern Arizona University. Born in Massachusetts and raised in Colombia, Monica now lives in Surprise, Arizona, with her three children: Juan Daniel, Lukas and Matias.



WILL SIMON

MINOR LEAGUE CLUBHOUSE & EQUIPMENT OPERATIONS MANAGER

Will Simon enters his 15th year as the minor league clubhouse & equipment operations manager. Simon works with the player development, international operations and amateur scouting departments, helping supply equipment and apparel throughout the minor league system, including all minor league affiliates and the Dominican Academy. Simon manages clubhouse operations for minor league spring training,

extended spring training and fall instructional league. He also served as equipment manager for the MLB European Academy in 2006, 2008, 2009, 2010 and 2011 in Tirrenia, Italy. In 2012, Simon was the equipment manager for the inaugural MLB Taiwan Academy held in Taichung, Taiwan and was a member of the American League clubhouse staff for the 2012 MLB All Star game in Kansas City. Prior to his time with the Royals, Simon worked in the clubhouse of the Richmond Braves in 2004 and 2005. He received his degree in entrepreneurship through the College of Business Administration at Central Michigan University. He resides in Phoenix, Arizona.



JASON NICOLS

MINOR LEAGUE VIDEO COORDINATOR

Jason Nicols is in his first season as the minor league video coordinator. In his role, he oversees video operations for all of Kansas City's minor league affiliates. This marks his third year overall in the Royals' organization, serving as the minor league video intern with Idaho Falls in 2019 and the Royals Arizona operations/video intern in 2020. Nicols graduated from the University of Southern California with a degree in

economics. He also served as a student manager with the USC baseball team for four years, while also holding internships with Wareham Gateman (Cape Cod League) and USA Baseball. A native of Norco, California, Nicols resides in Corona, California during the offseason.

Note: experience listed includes 2020, though the minor league year was canceled due to the pandemic

MINOR LEAGUE STAFF (CONT.)



BRANDON NELSON

DEVELOPMENT COACH

Brandon Nelson will serve as the minor league development coach in 2021, after being named to that position with Wilmington in 2020. He graduated in 2019 from Willamette University with a degree in computer science with minors in mathematics and economics. Nelson also was a pitcher at Willamette, a strength & conditioning assistant and sports information assistant, and has worked as a data analyst for Fisher Investments. He

resides in Portland, Oregon.

DICK HOSWER AWARD

Player Development Department employees recognized for outstanding contributions to the organization:

1987	Jo Anne Joyce	1999	Jeff Stevenson	2011	Mike Jirschele
1988	Joe Jones	2000	Jeff Garber	2012	Victor Baez
1989	Carlos Tosca	2001	Andre David	2013	Omar Ramirez
1990	No Award	2002	Larry Carter	2014	Larry Carter
1991	Tom Poquette	2003	Lloyd Simmons	2015	Darryl Kennedy
1992	Mike Jirschele	2004	Billy Gardner, Jr.	2016	Vance Wilson
1993	Ron Johnson	2005	Mike Jirschele	2017	Terry Bradshaw
1994	Mike Jirschele	2006	Jim Gabella	2018	Scott Thorman
1995	Bob Herold	2007	John Mizerock	2019	Brooks Conrad
1996	John Mizerock	2008	Brian Rupp	2020	No award presented
1997	Jose Tartabull	2009	Mark Davis		
1998	Brian Poldberg	2010	Brian Poldberg		

MATT MINKER AWARD

Matt Minker, president and managing partner of the Wilmington (Del.) Blue Rocks, a Royals' Class A Affiliate, passed away at the age of 60 in November, 2007. Minker brought minor league baseball back to Wilmington in 1993. The annual Matt Minker Award was created to honor a minor league employee who most exemplifies the qualities Minker was known for, including a display of leadership and dedication to the Kansas City Royals organization.

2008	Chris Kemple (Wilmington)	2015	Ryan Keur (Burlington)
2009	Martie Cordaro (Omaha)	2016	Justin Cole (Northwest Arkansas)
2010	Andrew Layman (Wilmington)	2017	Jeff Diskin (Professional Development)
2011	Eric Edelstein (Northwest Arkansas)	2018	Dan Moushon (Burlington)
2012	Kevin Linton (Wilmington)	2019	Danny Helmer (Northwest Arkansas) and Todd Jansen (Surprise)
2013	Kevin Greene (Idaho Falls)	2020	No award presented
2014	Nick Leto (Surprise)		





OMAHA STORM CHASERS

TRIPLE-A EAST DIVISION

Werner Park (9,023)

12356 Ballpark Way • Papillion, NE 68046

Press Box: (402) 738-5150**President:** Martie Cordaro**Vice President/GM:** Laurie Schlender**Media Operations Manager:** Tony Boone**Website:** www.milb.com/omaha

BRIAN POLDBERG

MANAGER

Brian Poldberg is in his eighth year with the Storm Chasers, which includes the Pacific Coast League and Triple-A championships in 2014. He joined Omaha after six years with Northwest Arkansas. Poldberg guided the Naturals to the playoffs each year from 2008 to 2011, including the 2010 Texas League championship. He spent the 2004-07 seasons on the Royals' Major League staff, serving as bullpen coach (2004-05), first base coach (2006) and third base coach (2007). Prior to that, he spent seven seasons as the minor league catching instructor. Poldberg began his coaching career in 1987 and served as a manager from 1988-96, with the exception of 1991, when he served as Omaha's hitting coach. He played five seasons in the minors with the Yankees and Royals. The organization's Dick Howser Award winner in 1998 and 2010, Poldberg resides in Carter Lake, Iowa, with his wife, Lori, and three sons: Adam, Deric and John.



DANE JOHNSON

PITCHING COACH

Dane Johnson enters his second season in the Royals' organization after serving as a pitching consultant for the Miami Marlins in 2019. This is his 22nd season in coaching, including 19 years in the Toronto Blue Jays' organization as a minor league pitching coach from 2000-03, pitching coordinator from 2004-14 and Major League bullpen coach from 2015-18. That followed a playing career which included parts of three seasons in the Majors with the Chicago White Sox (1994), Blue Jays (1996) and Oakland Athletics (1997). Johnson and his wife, Gina reside in Palm Harbor, Florida. They have two children: a daughter, Madison (29) and son, Cobi (25).



BRIAN BUCHANAN

HITTING COACH

Brian Buchanan enters his fourth year as Omaha's hitting coach, following a one-year stint as the Royals' Major League assistant hitting coach. He previously served as the hitting coach at Northwest Arkansas in 2016, after managing at several levels throughout the Royals system over the previous six seasons, including stops at: Wilmington (2015), Lexington (2013-14), Kane County (2012) and Idaho Falls (2010-11). He entered the coaching ranks after a 16-year playing career, which included the 2008-09 seasons at Omaha. Buchanan, an All-American at the University of Virginia, was selected in the first round by the Yankees in 1994. He spent seven seasons in the Major Leagues with Minnesota (2000-02), San Diego (2002-04) and the New York Mets (2005). Buchanan played in Japan in 2007 before signing with the Royals. He resides in Jupiter, Florida, with his wife, Jill, and sons: Walker, Drew, Logan and Connor. Jill is the daughter of basketball Hall of Famer John Havlicek.

Note: experience listed includes 2020, though the minor league year was canceled due to the pandemic

OMAHA STORM CHASERS (CONT.)



JAMES STONE

CERTIFIED ATHLETIC TRAINER

James Stone enters his third season as the trainer at Omaha, after serving the previous seven seasons at Wilmington, including the 2015 season, in which he was named Carolina League Athletic Trainer of the Year. He joined the Kansas City organization in 2010 as the trainer for Burlington (Class-A). Stone came to the Royals after spending one season with the Central Valley Coyotes (Fresno, Calif.) in Arena

Football 2. He worked the previous three seasons in the Florida Marlins' organization, with stops in Jamestown (2006), Greensboro (2007) and Jupiter (2008). Stone won New York-Penn League Trainer of the Year honors in 2006. He was the strength and conditioning coach for the Baltimore Orioles' Class A affiliate, the Delmarva Shorebirds, in 2005. Stone graduated with a bachelor's of science in kinesiology from Cal State-Northridge. He resides in Simi Valley, California, with his dog, Ozzie.



YANNICK PLANTE

STRENGTH & CONDITIONING COACH

Yannick Plante is entering his first season as the strength & conditioning coach with Omaha. He was slated to serve in that role with Northwest Arkansas last season, after working with Burlington in 2019. In the Fall of 2019, Yannick was a staff member of the Surprise Saguaros of the Arizona Fall League. Plante has a master's degree in kinesiology from the University of Calgary and a bachelor's degree in human kinetics

with specialization in biophysics from the University of Ottawa. He currently lives in Ottawa, Ontario.



MIKE BROWN

COORDINATOR OF CLUBHOUSE OPERATIONS

Mike Brown will serve as the coordinator of clubhouse operations in Omaha for the third straight season. This will be his 13th year overall in Omaha, including roles as the visiting clubhouse manager from 2016-18, the home clubhouse assistant from 1999-2001 and 2015 and as the home clubhouse manager from 2002-04. Brown graduated from Northwest Missouri State University with a degree in parks & rec

management. He and his wife, Sherri, live in Omaha, Nebraska.



Arvest Ballpark (6,500)
3000 Gene George Blvd
Springdale, AR 72762
Press Box: (479) 927-4927

General Manager: Justin Cole
Media Relations: Dustin Dethlefs
Website: www.milb.com/northwest-arkansas



SCOTT THORMAN

MANAGER

Scott Thorman was promoted to Naturals manager in 2020 after leading Wilmington to the Carolina League championship in 2019 and Lexington to the South Atlantic League title in 2018. Last year, he earned a Sports Management World Wide (SMWW) Baseball Analytics Certificate. Prior to his two-season stint in Lexington (2017-18), he served in Burlington as manager (2015-16) and bench coach (2014). A first-round pick by Atlanta in 2000 and Futures Game participant in 2003, Thorman played in the Majors for the Braves from 2006-07 before playing for the Royals at Triple-A Omaha in 2009-10. The first baseman and outfielder competed for Canada in the 2006 World Baseball Classic and the 2008 Beijing Olympics. Thorman graduated from Ashford University in 2016 with a master's degree in organizational management. He resides in Kitchener, Ontario, with his wife, Kelly, and their three children: Robbie, Tommy and Allie.



DERRICK LEWIS

PITCHING COACH

Derrick Lewis is in his second season with the Royals' organization and first as pitching coach at Northwest Arkansas. He spent the previous 16 seasons in the Atlanta Braves' organization, including the last two as the pitching coordinator. He played seven seasons in the Braves' organization from 1997-2003, after being selected in the 20th round of the 1997 Draft. Lewis and his wife, Roslyn, reside in Charlotte, North Carolina, with their daughter, Skye, and son, Lake.



ABRAHAM NUNEZ

HITTING COACH

Abraham Nunez enters his third season as Northwest Arkansas' hitting coach after serving in the same capacity with Wilmington (2015-18), Lexington (2014), Burlington (2013) and the Dominican Royals (2012). Nunez played for parts of 12 seasons in the Majors with the Pirates (1997-2004), Cardinals (2005), Phillies (2006-07) and Mets (2008). His best season came in 2005 when he batted .285 in 139 games for the National League champion St. Louis Cardinals. Nunez retired at the end of the 2009 campaign. Born in Santo Domingo, Dominican Republic, he now resides in Hudson, Massachusetts.

Note: experience listed includes 2020, though the minor league year was canceled due to the pandemic

NORTHWEST ARKANSAS NATURALS (CONT.)



JUSTIN KEMP

CERTIFIED ATHLETIC TRAINER

Justin Kemp returns for his third season as the Northwest Arkansas athletic trainer, after serving in the same role for Idaho Falls (2016-18) and Surprise (2015). Kemp spent the 2014 season as an intern athletic trainer for the Kansas City Royals. He is a graduate of Mount Marty College in Yankton, South Dakota, where he earned a bachelor's degree in exercise wellness and played baseball for four years. He also attended

South Dakota State University, where he earned a master's degree in athletic training and worked with the Jackrabbit baseball team. Kemp resides in Spearfish, South Dakota.



CJ MIKKELSEN

STRENGTH & CONDITIONING COACH

C.J. Mikkelsen will serve as the Northwest Arkansas strength & conditioning coach, after being slated to fill that same role at Idaho Falls in 2020. He graduated in December 2019 with a master's degree in sports physiology from Texas A&M University, where he also worked as a sports performance graduate intern. Mikkelsen earned his bachelor's degree in exercise and wellness from Arizona State

University in 2016. He resides in Desert Hills, Arizona.



DANNY HELMER

COORDINATOR OF CLUBHOUSE OPERATIONS

Danny Helmer enters his 23rd season in the Royals' organization and first as coordinator of clubhouse operations. He previously worked for 13 years at Northwest Arkansas, managing both the home and visiting clubhouses. Before that, he spent nine years with the Wichita Wranglers, including four years as a batboy, three as the clubhouse assistant and two overseeing both the home and road clubhouses.

Following the 2019 season, Helmer was named the organization's co-winner of the Matt Minker Award, which was created to honor a minor league employee who most exemplifies the qualities Minker was known for, including a display of leadership and dedication to the Royals' organization. He's also a three-time recipient of the Texas League Visiting Clubhouse Award (2008, 2014, 2018), and managed the Arizona Fall League clubhouse from 2012-14 and in 2017. Helmer grew up in Wichita and graduated from the University of Oklahoma with a bachelor's degree in Multidisciplinary Studies in 2008. He resides in Bentonville, Arkansas with his wife, Morgan, and three children, including sons Maddox and Mason, and daughter Maier.

Note: experience listed includes 2020, though the minor league year was canceled due to the pandemic

QUAD CITIES RIVER BANDITS



QUAD CITIES RIVER BANDITS

HIGH-A CENTRAL DIVISION

Modern Woodmen Park (7,140)
209 South Gaines St. • Davenport, IA 52802
Press Box: (563) 333-2748

General Manager: Joe Kubly
Media Relations Contact: TBA
Website: www.milb.com/quad-cities



CHRIS WIDGER

MANAGER

Chris Widger will manage the River Bandits in their first season as a Kansas City affiliate, after he was slated to manage Advanced-A Wilmington in 2020. Widger led Burlington to the Appalachian League Championship Series in his first season as manager in 2019. Prior to that, he was Wilmington's bench coach from 2016-18. Before joining the Royals' organization, he managed the independent league Camden Riversharks in 2015 and was their pitching coach from 2012-14. A third-round pick by Seattle in the 1992 Draft, Widger played in parts of 12 seasons in the Majors with the Mariners (1995-96, 2000), Expos (1997-2000), Yankees (2002), Cardinals (2003), White Sox (2005-06) and Orioles (2006), winning a World Series with Chicago in 2005. Widger and his wife, Whitney, reside in Pennsville, New Jersey, with their children: C.J., Ashlynn and Skylar.



STEVE LUEBBER

PITCHING COACH

Steve Luebber is in his third season of his second stint as pitching coach at Kansas City's Advanced-A affiliate, after serving with Wilmington from 2007-15 and 2019-20. From 2016-18, he was the pitching coach at Northwest Arkansas. Now in his 16th season in the Royals' organization, Luebber also spent 2006 with the Burlington (Iowa) affiliate. Prior to joining the Royals, he worked from 2001-05 as a pitching coach for the Rangers' Double-A clubs at Tulsa (2001-02) and Frisco (2003-05). Luebber has also worked as a coach in the Marlins, Orioles and Padres' organizations. He pitched professionally for 17 seasons, including a combined 66 Major League appearances for the Twins, Blue Jays and Orioles. Luebber was one out from recording a no-hitter for the Twins on August 7, 1976 before allowing a single with two strikes to the Rangers' Roy Howell. He attended Missouri Southern College, and now resides in Joplin, Missouri, with his wife, Lee Ann. They have two daughters, Lindsey and Carly, and a son, Wyatt.



ANDY LaROCHE

HITTING COACH

Andy LaRoche joins the River Bandits for his fourth season in the Royals' organization, including one season in Omaha and another as the hitting coach in Burlington in 2019. He was slated to fill the same role with Wilmington in 2020. A 39th-round pick by the Los Angeles Dodgers in 2003, LaRoche had a six-year big league career with the Dodgers (2007-08), Pittsburgh (2008-10), Oakland (2011) and Toronto (2013). He continued playing minor league affiliate ball in 2014, before playing in independent leagues from 2015-16. LaRoche, his wife, Kristen, and their daughter, Paige reside in Sarasota, Florida.

Note: experience listed includes 2020, though the minor league year was canceled due to the pandemic

QUAD CITIES RIVER BANDITS (CONT.)



MIKE JIRSCHOLE

BENCH COACH

Mike Jirschele enters his first season as the bench coach for the River Bandits, after serving as a Special Assistant to the General Manager in 2020. Jirschele served on the Royals' coaching staff as the third base coach from 2014-19. He previously managed the Omaha (AAA) franchise for 11 seasons (2003-13), leading the team to four division titles, three-straight trips to the Pacific Coast League championship round (2011-13), two PCL titles (2011, 2013) and a Triple-A Championship in 2013. He earned the 2011 Mike Coolbaugh Award for outstanding baseball work ethic, knowledge of the game and skill in mentoring young players on the field. Prior to his 11-year stint with Omaha, he served as the Royals' minor league infield coordinator for four years (1998-2002), while he held managerial positions with the Gulf Coast Royals (1992), Rockford (1993), Wilmington (1994) and Omaha (1995-97). Jirschele was originally selected by the Texas Rangers in the fifth round of the 1977 MLB June Amateur Draft and played in 999 minor league games over 13-plus seasons in the Rangers' and Royals' systems. Mike and his wife, Sheri, reside in Clintonville, Wisconsin, during the offseason. The couple has three children: Jeremy, Jennifer and Justin; and eight grandchildren: Parker, Paxton, Keegan, Taelyn, Paetyn, Taetym, Pierce and Rielyn. His son, Justin, is a manager in the Chicago White Sox system, while oldest son, Jeremy, is the head baseball coach at the University of Wisconsin-Stevens Point.



DANIEL ACCOLA

CERTIFIED ATHLETIC TRAINER

Daniel Accola enters his first season as the trainer at the Quad Cities, after being slated to serve in that role with Wilmington in 2020. He previously filled those roles with Lexington in 2019, Burlington from 2017-18 and with Surprise in 2016. He graduated from the University of Central Missouri in 2014 and previously held an athletic training internship with the Denver Broncos in 2013.



TONY CARNEY

STRENGTH & CONDITIONING COACH

Tony Carney joins the River Bandits as strength & conditioning coach for his second season in the Royals' organization, after being slated to work with the Lexington affiliate in 2020. Prior to joining the Royals, Carney worked in collegiate strength & conditioning at Ball State University, North Carolina State University, the University of Richmond, and the College of William & Mary. He received his master's degree in Sports Performance from the University of Ball State in 2016 and his bachelor's degree in Human Performance & Exercise Science from Youngstown State University in 2013. He holds certifications thorough the NSCA (CSCS-RSCC) and USAW (L-1 Coach). Carney originally hails from Youngstown, Ohio.



MATT RESAR

COORDINATOR OF CLUBHOUSE OPERATIONS

Matt Resar enters his first season as the coordinator of clubhouse operations for the River Bandits, after spending the previous eight seasons as the home clubhouse attendant for the Lexington Legends. Prior to joining the Royals' organization, he worked for three years as the director of operations for the Florence Freedom. Resar has an master's of education degree in sports administration from Xavier University and an MBA from East Carolina University.

Note: experience listed includes 2020, though the minor league year was canceled due to the pandemic



Segra Park (9,902)
1640 Freed St. • Columbia, SC 29201
Press Box: (803) 888-3042

President: John Katz
Broadcasting/Media Relations Manager:
John Kocsis Jr.
Website: www.milb.com/columbia

**BROOKS CONRAD**

MANAGER

Brooks Conrad will manage the Fireflies in their first season as a Royals affiliate, after leading the club's Lexington affiliate to the South Atlantic League title in 2019. Following the 2019 season, he was honored with the Dick Howser Award, which is given annually to one player development employee for outstanding contributions to the organization. Conrad was slated to lead Lexington again in 2020 before the season was canceled. He joined the Royals' organization as first base coach at Burlington in 2017, before serving as manager there in 2018. His coaching career follows a playing career in which he played parts of six seasons in the Majors with Oakland (2008), Atlanta (2009-11), Milwaukee (2012), Tampa Bay (2012) and San Diego (2014). He was selected in the eighth round of the 2001 Draft by Houston, where he played seven seasons in the minors before making his Major League debut with Oakland. The infielder also played a season (2013) in Japan for the Hanshin Tigers, and played for the Mets' Triple-A affiliate in 2015. Conrad and his wife, Jessie, reside in Gilbert, Arizona, with children: Jax, Reese, Tate and Britt.

**CARLOS MARTÍNEZ**

PITCHING COACH

Carlos Martínez, in his 25th season in the Royals' organization, will serve as Columbia's pitching coach. He was slated to fill the same role with Lexington in 2020, after working in that role with Burlington for the previous eight seasons. He began his coaching career with the Royals at Salcedo in November 2001 and coached in the Dominican Republic through 2006 before moving to Surprise for the 2007-08 seasons. Martínez coached at Idaho Falls in 2009 and at Class-A Burlington in 2010 before returning to Surprise in 2011. Martínez, a left-handed pitcher, played four seasons in the Royals' organization from 1997-2000 at Salcedo, Gulf Coast and Spokane. Martínez and his wife, Maria, have a son, Mathew, and a daughter, Natalia. They reside in Surprise, Arizona.

**JESUS AZUAJE**

HITTING COACH

Jesus Azuaje will serve as the hitting coach for Columbia, after filling that role with Lexington the previous four seasons. He also worked as the hitting coach at Burlington from 2015-16. Azuaje served as Latin America field coordinator for the Dodgers in 2014 and held the same role with Seattle in 2012. He coached for six years with the Mariners, including two seasons as manager of the Arizona Mariners and the 2009 season as hitting coach at Class-A Clinton. He played for Cardenales de Lara in the Venezuelan Winter League for 13 seasons and has coached the team for the last nine. Azuaje was an Appalachian League All-Star in 1993 with Cleveland and a Double-A All-Star in 1999 with the Brewers. He resides in Litchfield Park, Arizona, with wife, Glenis. They have two sons, Jesus Alberto and Samuel Alexander.

Note: experience listed includes 2020, though the minor league year was canceled due to the pandemic



GLENN HUBBARD

BENCH COACH

Glenn Hubbard is the bench coach at Columbia after serving in that role for Lexington the previous seven seasons. Before serving as the Royals' infield coordinator from 2011-14, Hubbard spent 21 seasons coaching in the Atlanta organization, including 12 seasons as the Braves' first base coach under manager Bobby Cox. Prior to joining the Major League staff in 1999, Hubbard coached at Bradenton (1990), Macon (1991-92, 1994 and 1998) and Richmond (1993, 1995-97). A 1975 draft pick of the Braves, Hubbard played in the Majors for Atlanta from 1978-87. He concluded his playing career with Oakland, playing on an AL pennant winner in 1988 and the World Series champion team in 1989. The 1983 NL All-Star tied a Major League record for second baseman with 12 assists in a game on April 14, 1985. Hubbard, who was born at Hahn AFB in Germany, attended high school in Utah and was inducted into the Utah Athletic Hall of Fame in 2001. He resides in Stone Mountain, Georgia, with his wife, Lynn. They have three sons: Jeremy, Matthew and Daniel.



GAVIN GROSH

CERTIFIED ATHLETIC TRAINER

Gavin Grosh will be the athletic trainer for Columbia in 2021, after being slated to serve in that role for Lexington in 2020. He was the athletic trainer in Surprise from 2017-19. He previously worked five seasons with the New York Mets. Grosh also spent four seasons working Winter League Baseball in Venezuela with Leones del Caracas (2013-2014, 2016-2017) and one season in Puerto Rico with Gigantes de Carolina (2015). He graduated from Indiana University with a bachelor's degree in kinesiology, working with numerous athletic teams throughout his four years in the program. He also worked as a graduate assistant athletic trainer at IPFW, working primarily with the women's soccer and tennis teams. He resides in Goodyear, Arizona during the offseason.



TAYLOR PORTMAN

STRENGTH & CONDITIONING COACH

Taylor Portman will be the strength & conditioning coach at Columbia after being slated to serve in that role with Wilmington in 2020. He also worked in that capacity with Idaho Falls during the second half of 2019. Portman earned his bachelor's degree in exercise science from Appalachian State in 2016, and obtained a master's degree in sport science and coach education from East Tennessee State University in 2019. In between, he worked as a strength and conditioning coach for Milligan College from 2016-18 and at the Olympic Training Center from 2018-19.

SURPRISE ROYALS

SURPRISE ROYALS

ARIZONA LEAGUE (ROOKIE)

Surprise Stadium (10,714)
15946 N. Bullard Ave
Surprise, AZ 85374

Press Box: (623) 266-2330
Operations Manager: Nick Leto



OMAR RAMIREZ

MANAGER

Omar Ramirez enters his 13th season in the Royals' organization and his first as manager of Surprise. He previously managed Idaho Falls from 2018-20, including a Pioneer League championship in 2019. He also managed at Burlington (2017), Lexington (2015-16) and Idaho Falls (2012-14) and was the Chukars' hitting coach in 2011, the same role he had at Burlington (N.C.) in 2008 and Burlington (Iowa) from

2009-10. Ramirez, the Indians' 31st-round pick in 1990 out of Hill Junior College in Texas, played outfield for eight seasons in the minors with the Indians and Astros before playing in the Mexican League from 2002-07. Ramirez resides in his hometown of Santiago, Dominican Republic, with his wife, Betty.



MARK DAVIS

PITCHING COACH

Mark Davis enters his 16th year in the organization and sixth straight with Surprise, where he previously coached from 2006-10 and 2012-13. Davis was the pitching coach at Idaho Falls in 2014 and was the minor league pitching coordinator in 2011. He coached from 1999-2005 in the Arizona Diamondbacks' organization, including 2003-05 on the Major League staff, the final year and a half as the pitching coach. Davis

pitched for 16 seasons in the Majors, including two and a half years with the Royals from 1990-92. He recorded 44 saves in 1989 for the San Diego Padres en route to being named the National League Cy Young Award winner. The 2009 Dick Howser Award winner resides in Scottsdale, Arizona, with his wife, Candy. They have two married daughters, Taylor Steege (Trevor) and Madison Lytle (she and her husband Casey are grads of the University of Kansas). They also have two sons, Logan (who is married to Kendra), a former infielder who played in the Royals' minor league system from 2013-15, and CJ, a former collegiate basketball player. They have five grandchildren: Brantley, Brooklyn, Houston, Callaway and Scarlett.



JOHN HABYAN

PITCHING COACH

John Habyan enters his second season in the Royals' organization, after being slated to serve as pitching coach with Burlington in 2020. Before that, he was the pitching coach at Hofstra University from 2015-18. Habyan was a third-round pick by Baltimore in 1982, and pitched in the Majors for 11 seasons from 1985-96 with Baltimore (1985-88), the New York Yankees (1990-93), Kansas City (1993), St. Louis (1994-95),

California (1995) and Colorado (1996). Following his days as a player, he led the baseball program at St. John the Baptist Diocesan High School (N.Y.) from 1998-2015. Habyan lives in Nesconset, New York with his wife, Bonnie and daughter, Holly.

Note: experience listed includes 2020, though the minor league year was canceled due to the pandemic

SURPRISE ROYALS (CONT.)



JULIO PIMENTEL PITCHING COACH

Julio Pimentel enters his fourth year in the Royals' organization and third as the pitching coach in Surprise. In 2018, he was the pitching coach for the Dominican Royals. Prior to joining the Royals' coaching staff, Pimentel played eight seasons in the minor leagues, including the 2007 on the Royals' 40-man roster, and participated in the Futures Game in 2008. He was signed as a non-drafted free agent by the Los Angeles Dodgers in 2003 out of La

Romana, Dominican Republic. He makes his off season home in Surprise, Arizona with his wife, Shainna, and their three children: D'Angelo, Dominic and Dayanna.



ANDRE DAVID HITTING COACH

Andre David begins his 23rd season in the Royals' organization as the hitting coach in Surprise, a role he previously held in 2018 and 2020, and from 2010-12. He served as the organization's roving hitting coach in 2019, and has been a hitting coach in recent seasons at Burlington (2017) and Idaho Falls (2015-16). David was the Royals' Major League hitting coach from May 30, 2005 to May 1, 2006 and the assistant hitting coach from October 24,

2012 to May 30, 2013. He also served as the minor league hitting coordinator from 2001-05 and 2007-09. He joined the organization as a manager with the Gulf Coast Royals from 1998-2000. David, an eighth-round pick by Minnesota in 1980, played 10 seasons in the minor leagues and spent parts of 1984 and 1986 in the Majors with the Twins. He resides in Surprise, Arizona, with his wife, Lisa, and their daughters, Brittany and Tanner.



RAMON CASTRO HITTING COACH

Ramon Castro will be a hitting coach in Surprise this season, after serving in the same role from 2018-19. He was scheduled to be Burlington's hitting coach in 2020. Castro was an infielder during his playing days, spending 18 years in the minors with Atlanta, Oakland, Washington and San Francisco (1997-2014), making his Major League debut with the A's in 2004. He graduated from Universidad Católica Andrés Bello in Venezuela. Castro resides in Barquisimeto,

Venezuela during the offseason with his wife, Maribel and children, Alexander and Alejandro.



CHRIS NELSON COACH

Chris Nelson enters his fourth season in the Royals' organization and first as a coach at Surprise. He was slated to be the hitting coach at Idaho Falls in 2020, after coaching at Northwest Arkansas and Omaha. Nelson resides in Lawrenceville, Georgia with his wife, Brittany and two kids: son, Christopher (6) and daughter, Bella Rose (3).



KEVIN KUNTZ COACH

Kevin Kuntz joins the coaching ranks in Surprise following a five-year stint in the Royals' front office, serving as a baseball operations coordinator from 2019-20, a baseball operations assistant from 2017-18 and as an intern in 2016. Prior to that, Kuntz played two seasons (2013-14) in the Royals' organization, with Burlington (R) and Lexington (A). He also served as a coach at Burlington in 2015. He was selected by the Royals in the 28th round of the 2013 First-Year Player Draft after playing four years at the University of Kansas. While at KU, he was a two-time team Gold Glove Award winner and led the NCAA in sacrifices per game (0.64) in 2013. He graduated from KU with a bachelor's degree in applied behavioral science. Kevin is the son of Salli and Royals' first base coach, Rusty Kuntz.

Note: experience listed includes 2020, though the minor league year was canceled due to the pandemic

SURPRISE ROYALS (CONT.)



BRAD GROLEAU

CERTIFIED ATHLETIC TRAINER

Brad Groleau is entering his third year in the Royals' organization and first as the certified athletic trainer in Surprise, after serving in that same role with Burlington from 2019-20. He previously served as a graduate assistant athletic trainer at the University of Nebraska Omaha from 2017-19. He has a master's degree in exercise science from Nebraska Omaha, and a bachelor's degree in athletic training from McKendree University. Groleau also was an intern athletic trainer with the Omaha Storm Chasers from 2017-18. He resides in Peru, Illinois.



NEVAN DOMINGUEZ

CERTIFIED ATHLETIC TRAINER

Nevan Dominguez is in his second year as Surprise's athletic trainer, after serving in that role for the Royals' Dominican Academy from 2018-19. He was the Major League athletic training intern in 2017 and also previously worked extreme sports events with the Red Bull Rampage and Red Bull Crashed Ice in 2015 and 2016. He is a 2016 graduate of the University of New Mexico in Albuquerque and resides in Rio Rancho, New Mexico during the offseason.



JOEY MANANA

STRENGTH & CONDITIONING COACH

Joey Manana is the Surprise strength & conditioning coach in 2021, after being slated to fill a similar role with Burlington in 2020. He previously served in that role with Surprise and Lexington in 2019. Manana earned his bachelor's degree in applied exercise science from Springfield College, and completed his master's in strength & conditioning at Concordia University in 2020. He resides in Middletown, New Jersey.




TODD JANSEN

COORDINATOR OF CLUBHOUSE OPERATIONS

Todd Jansen enters his third season in clubhouse operations in Arizona, after serving as the home clubhouse attendant in Omaha from 2010-18 and as the visiting clubhouse attendant in Omaha from 2003-09. Following the 2019 season, Jansen was named the organization's co-winner of the Matt Minker Award, which was created to honor a minor league employee who most exemplifies the qualities Minker was known for, including a display of leadership and dedication to the Royals' organization. Jansen graduated from the University of Nebraska Omaha with a degree in marketing. He resides in Surprise, Arizona.

Note: experience listed includes 2020, though the minor league year was canceled due to the pandemic



**LIVE LOOK-INS AND ANALYSIS
ON MLB TONIGHT™**

LIVE GAMES EVERY WEEK



GO TO FINDMLBNETWORK.COM FOR CHANNEL NUMBER

© 2011 MAJOR LEAGUE BASEBALL PROPERTIES, INC. ALL RIGHTS RESERVED.

DOMINICAN ACADEMY

The Kansas City Royals maintain a strong presence in the area of scouting and player development in Latin America, the Caribbean and Asia. The Royals' International Operations is responsible for the scouting and signing of players, in addition to assisting in the development of players, by operating a state-of-the-art complex in Guerra, Santo Domingo, in the Dominican Republic.

Originally established in 1986, the Dominican Royals received a new look in 2012 with the construction of a sports complex in Guerra, 30 minutes east of Santo Domingo, to house the franchise's Dominican Republic Academy. The two-level complex houses 72 players who will participate in the Dominican Summer League each season. On-site dormitories, a full kitchen, a classroom, computer lab, conference and recreation rooms, dining facilities, and management offices help develop the players off the field, while two and a half baseball fields meeting Major League Baseball specifications prepare the players to advance within the organization. The complex is also equipped with sheltered batting cages, weight training and laundry rooms, a clubhouse and expanded bullpens.



David Glass Family Field at the Royals' Dominican complex near Santo Domingo



Housing and office facilities at Royals' Dominican complex



VICTOR BAEZ

DOMINICAN ACADEMY FIELD COORDINATOR

Victor Baez is in his 14th season in the Royals' organization as the Dominican Academy field coordinator in 2020. He had worked as a field coordinator for the Los Angeles Dodgers' Dominican complex from 2004-06. Prior to that, Baez served as a pitching coach for the Dodgers' Dominican League team from 2000-03. He also served the Dodgers as a player, scout and pitching coach at the rookie level. Baez was born in

Santiago, Dominican Republic, but now resides in Santo Domingo, Dominican Republic.



FABIO HERRERA

MANAGER, INTERNATIONAL OPERATIONS

Fabio Herrera enters his fourth season as manager of international operations in 2021, after serving as an assistant to international operations for the previous three years. He worked as an International Scout for the Major League Scouting Bureau from 2012-14. Prior to that, Herrera worked as a baseball operations assistant for Major League Baseball in their Dominican Republic's headquarters from 2009-12. He

earned a degree in industrial engineering from the Pontificia Universidad Catolica Madre y Maestra in Santo Domingo in 2009 and a master's degree in management and productivity from APEC University in Santo Domingo in 2013. Herrera resides in his native Santo Domingo, Dominican Republic, with his wife, Anna, and their son, Fabio Javier.



MASSIEL RODRIGUEZ

ASSISTANT TO DOMINICAN OPERATIONS

Massiel enters her fourth season as the Royals' assistant to Dominican operations, after joining the club in early 2018. She previously worked as the investigations administrative coordinator for the Major League Baseball office in Santo Domingo from 2011 to 2018. Prior to that, she served as a human resources analyst for a local call center services provider company from 2008-2011. Massiel has a Bachelor's Degree

in business administration from Pontificia Universidad Catolica Madre y Maestra in Santo Domingo. She also obtained an MBA in management skills from the same university in 2018. She currently resides in her native Santo Domingo, Dominican Republic.

Note: experience listed includes 2020, though the minor league year was canceled due to the pandemic

DOMINICAN ACADEMY (CONT.)



JORGE GUZMAN

ASSISTANT TO DOMINICAN OPERATIONS

Jorge begins his third full season as the Royals' assistant to Dominican operations. He previously served as an intern in the Royals Dominican Academy in both 2017 and 2018, assisting with the game videos, day to day operations and cultural initiatives, helping players with English and American Culture classes. Jorge graduated from North Central College in Naperville, Illinois earning his bachelor's degree in sports

management. While he resides in Santo Domingo for most of the year, Jorge spends the offseason in his native Chicago, Illinois.



SUSANA RICHARDSON

DOMINICAN ACADEMY ADMINISTRATIVE ASST.

Susana Richardson is entering into her fourth season in the Royals' organization as administrative assistant to the Dominican Academy after joining the organization in mid-2018. Richardson previously worked as a purchasing coordinator in the furniture/interior design industry. She obtained a bachelor's degree in business administration from Universidad Catolica Santo Domingo and is currently in the process of obtaining a

certification in Immigration Processes. Susana resides in her native Santo Domingo, Dominican Republic.



KAZUMA FUKUZIMI

HEAD ATHLETIC TRAINER

Kazuma Fukuzimi is in his third year with the Royals' organization and his second as head trainer for the Dominican Summer League Royals, after spending the 2019 season as Assistant Athletic Trainer for the DSL Royals and as a Minor League athletic trainer intern for the Northwest Arkansas Naturals in 2018. Fukuzumi earned his Bachelor's of Science in athletic training from State University of New York at Cortland. He

has previous experience as a massage therapist in his native Japan. Kazuma was born in Osaka, Japan.



Alessandro Bertozzo
Trainer



Martin Berroa
Trainer



Manuel Plaza
Trainer



Marcos Sierra
Strength &
Conditioning Coach



Johan Febrillet
Lead Educator

Note: experience listed includes 2020, though the minor league year was canceled due to the pandemic

Carretera de Guerra KM 1, La Caoba, Guerra, **Phone:** (849) 936-4802
Santo Domingo, Dominican Republic



RAMÓN MARTÍNEZ

MANAGER

Ramón Martínez begins his 15th season on the Dominican Royals coaching staff and fifth as manager (also 2013, 2018-20). He previously served as the infield coach from 2007-12 and 2014-17. Martínez has also served as a part-time scout in the Dominican Republic, beginning in 2004. Martínez played nine seasons in the minor leagues with the Pirates and Marlins' organizations, and was on the Marlins' Major League roster

from 1993-1995. His brother, José, pitched for several years, including four appearances for the San Diego Padres in 1994. Martínez resides in Villa Gonzalez, Dominican Republic.



SERGIO DE LUNA

MANAGER

Sergio De Luna enters his 10th year with the Royals Dominican Summer League team and second as manager. He joined the Royals after playing one year for the Boston Red Sox as an infielder in Rookie ball. De Luna resides in El Toro, Guerra, Dominican Republic.



RAFAEL FELIZ

PITCHING COACH

Rafael is in his fourth season in the Royals' organization as a Dominican pitching coach. Prior to joining the Royals, Feliz was a pitcher in the Houston Astros' organization from 2008-10. He resides in Santo Domingo, Dominican Republic with his wife, Wendy, and son, Issac.



JOSÉ VERAS

PITCHING COACH

José Veras enters his second season as pitching coach for the Dominican Summer League Royals in 2019, after spending the 2019 season as video intern and assistant to player development. Veras was signed as an international free agent by the Royals in 2011. He played for five seasons in the Royals minor league system as a right-handed pitcher. Jose resides in his native town of Moca, Dominican Republic with his wife Johanna.



WILSON BETEMIT

HITTING COACH

Wilson Betemit enters his fourth season as the Royals hitting coach at the Dominican Academy. He played 11 seasons as a third baseman, shortstop and first baseman in the Major Leagues (2001, 2004-13) with seven different teams, including the 2010-11 seasons with the Royals. Wilson was signed by the Atlanta Braves as a non-drafted free agent in 1996 out of the Dominican Republic, and made his Major League debut

with the Braves in 2001. Wilson resides in Santo Domingo, Dominican Republic with his wife, Maria, and their two sons William and Wilson Jr., who signed with the Royals as an international free agent in January.

Note: experience listed includes 2020, though the minor league year was canceled due to the pandemic

DOMINICAN ROYALS (CONT.)



EVARISTO LANTIGUA

HITTING COACH

Evaristo Lantigua is in his third full season as the Royals Dominican League hitting coach, after joining the staff at the end of the 2018 season. Evaristo started his career as an outfielder in the Oakland A's organization in 1990. He played for three seasons, topping out at rookie ball. He became an assistant hitting coach with the A's Summer League team in 1994, before managing the team in 1995 and then serving as its field coordinator from 1996-2006. He then

worked for the San Diego Padres as their Dominican field coordinator from 2007-16. He served as a hitting coach for the DSL Houston Astros in 2016. Evaristo resides in Santo Domingo with his wife, Maria and their children: Jonas, Dolphy and Nagelly.



ONIL JOSEPH

OUTFIELD COACH

Onil Joseph enters his 13th season with the Dominican Royals and his second year (second stint) as the outfield coach, after serving as manager in 2019. He previously served as the hitting coach (2016-18) and outfield coach (2009-15). He played eight seasons in the minor leagues, including the 2007 season in the Royals' organization. The right-handed hitter originally signed as a non-drafted free agent with the Braves in 2000. Joseph stole 146 bases over his

career. He and his wife, Noemi, reside in San Pedro de Macoris, Dominican Republic.



MIGUEL BERNARD

CATCHING COACH

Miguel Bernard will return to the Dominican Royals as the catching coach in 2021, a role he served in 2019. He was scheduled to manage the Surprise Royals in 2020. This will be his ninth season in the Royals' organization, including seven with the Royals' Dominican Academy, three as a manager from 2016-18 and three as a coach from 2013-15. Bernard joined the Royals after six years in the Toronto organization, where he served as a scout and as manager for the

Blue Jays' Dominican squad (2010-12). Rene Francisco, Kansas City's Vice President/Assistant General Manager of Major League and International Operations, was one of two Braves scouts who first signed Bernard in 1997. The catcher played in the Atlanta organization through 2005, reaching Triple-A. Bernard resides in San Pedro de Macoris, Dominican Republic.



QUILVIO VERAS

BUNTING/BASE RUNNING COACH

Veras is in his fourth season as the Dominican Royals' bunting and base running coach, after serving from 2008-11 as the Royals' minor league bunting and base running coordinator. Veras played seven seasons in the Majors from 1995-2001 with the Marlins (1995-96), Padres (1997-99) and Braves (2000-01), and led the National League with 56 stolen bases as a rookie in 1995. He originally signed with the New York Mets as an undrafted free agent in 1989.

He resides in Santo Domingo, Dominican Republic with his wife, Odalis, and three children: Quilvio Alberto, Mariene and Kamil.



FERNANDO MARTÍNEZ

OUTFIELD COACH

Fernando Martínez is in his second year with the Royals' organization and first as the outfield coach with the Dominican Royals. He was slated to be an assistant coach in 2020. He played for five seasons as an outfielder in the Major Leagues (2009-2013) with the Mets and Astros. Martínez was signed as an international free agent out of his native Dominican Republic in 2005 by the New York Mets and made his Major League debut with them in 2009. He was

also a member of the Spain National Team participating in the WBC Qualifier in 2013. Martínez was the MVP of the 2010 Caribbean World Series played in Margarita, Venezuela. His playing experience also includes stints in the minors with the Yankees, as well as two years in Mexico and a playing tour in Japan as a member of Team Europe. Fernando resides in Santo Domingo, Dominican Republic and has four children: Merianne, Gael, Greyson and Miranda.

Note: experience listed includes 2020, though the minor league year was canceled due to the pandemic

MINOR LEAGUE AFFILIATES

35 COMBINED LEAGUE CHAMPIONSHIPS

- current affiliates in bold

AFFILIATE NAME	YEARS	LOCATION	CLASS	LEAGUE	CHAMPIONSHIPS
Corning Royals	1968-69	Corning, N.Y.	A	New York-Penn	-
Dubuque Royals	1968	Dubuque, Iowa	A	Midwest	-
Hi-Toms	1968-69	High Point, N.C.	A	Carolina	1968
Sarasota Royals	1968, 72-78, 82-87	Sarasota, Fla.	R	Florida Instructional	-
*Omaha Royals	1969-98, 2002-10	Omaha, Neb.	AAA	American Assoc., Pacific Coast	1969, 70, 78, 90
Waterloo Hawks	1969-70	Waterloo, Iowa	A	Midwest	-
Waterloo Royals	1971-76	Waterloo, Iowa	A	Midwest	1975, 76
Winnipeg Goldeyes	1969	Winnipeg, Canada	A	Northern	-
Kingsport Royals	1969-73	Kingsport, Tenn.	R	Appalachian	1973
@Arizona Royals	1969, 2003-07	Phx, Surprise, Ariz.	R	Arizona	2003
Florida Royals	1969, 71, 81-84	Sarasota/Ft. Myers, Fla.	R	Fla. Instructional/Gulf Coast	1971
Elmira Pioneers	1970-71	Elmira, N.Y.	AA	Eastern	1971
San Jose Royal-Bees	1970-74	San Jose, Calif.	A	California	-
Billings Mustangs	1970-73	Billings, Mont.	R	Pioneer	1973
Academy Royals	1971, 74	Sarasota, Fla.	R	Gulf Coast	1971
Academy Royals	1971	Sarasota, Fla.	R	Florida Instructional	-
Jacksonville Suns	1972-83	Jacksonville, Fla.	AA	Southern	-
Daytona Islanders	1977	Daytona Beach, Fla.	A	Florida State	-
Fort Myers Royals	1978-87	Fort Myers, Fla.	A	Florida State	1985
Sarasota Blues	1979-81	Sarasota, Fla.	R	Gulf Coast	-
Sarasota Golds	1979-81	Sarasota, Fla.	R	Gulf Coast	-
Charleston Royals	1980-84	Charleston, S.C.	A	South Atlantic	-
Butte Copper Kings	1982-83	Butte, Mont.	R	Pioneer	-
Memphis Chicks	1984-94	Memphis, Tenn.	AA	Southern	1991
^Eugene Emeralds	1984-94	Eugene, Ore.	A	Northwest	-
Appleton Foxes	1987-92	Appleton, Wis.	A	Midwest	-
Virginia Generals	1988	Hampton, Va.	A	Carolina	-
#Baseball City Royals	1988-92	Haines City, Fla.	A	Florida State	-
Boardwalk Royals	1988-89	Haines City, Fla.	R	Gulf Coast	-
Salcedo Royals	1989-2006	Salcedo, D.R.	R	Summer Dominican	-
%Gulf Coast Royals	1990-2002	Davenport, Fla.	R	Gulf Coast	1992, 95
Wilmington Blue Rocks	1993-2004, 07-20	Wilmington, Del.	A	Carolina	1994, 96, 98, 99, 19
Rockford Royals	1993-94	Rockford, Ill.	A	Midwest	-
Wichita Wranglers	1995-2007	Wichita, Kan.	AA	Texas	1999
Sultans of Springfield	1995	Springfield, Ill.	A	Midwest	-
Spokane Indians	1995-2002	Spokane, Was.	A	Northwest	1999
Lansing Lugnuts	1996-98	Lansing, Mich.	A	Midwest	1997
Omaha Golden Spikes	1999-2001	Omaha, Neb.	AAA	Pacific Coast	-
Charleston Alley Cats	1999-2000	Charleston, W. Va.	A	South Atlantic	-
Burlington Bees	1986, 2001-10	Burlington, Iowa	A	Midwest	2008
Idaho Falls Chukars	2004-20	Idaho Falls, Idaho	R	Pioneer	2013, 19
High Desert Mavericks	2005-06	Adelanto, Calif.	A	California	-
Burlington Royals	2007-20	Burlington, N.C.	R	Appalachian	-
Dominican Royals	2007-current	La Caoba Guerra	R	Summer Dominican	2019
NW Arkansas Naturals	2008-current	Springdale, Ark.	AA	Double-A Central+	2010
Surprise Royals	2008-current	Surprise, Ariz.	R	Arizona	-
Kane County Cougars	2011-12	Geneva, Ill.	A	Midwest	-
Omaha Storm Chasers	2011-current	Omaha, Neb.	AAA	Triple-A East+	2011, 13, 14
Lexington Legends	2013-20	Lexington, Ky.	A	South Atlantic League	2018, 19
Quad Cities River Bandits	2021	Davenport, Iowa	A+	High-A Central	-
Columbia Fireflies	2021	Columbia, S.C.	A-	Low-A East	-

No minor league games were played in 2020 due to the coronavirus pandemic

* Entered Pacific Coast League in 1998, renamed Golden Spikes from 1999-2001, became the Storm Chasers for the 2011 season

+ Pacific Coast League and Texas League were renamed for the 2021 season

@ The Royals had two Arizona rookie squads in 2003, became Surprise Royals in 2008

Spent 1989 in Baseball City, Fla.

^ Was classified as a Rookie team in 1984-85

% Ft. Myers, Fla. from 1993-98

MINOR LEAGUE BIOS

(*Led league, + Tied for league lead, # Combined stats led league)

ADAMS, CHANCE

RHP

HT: 6-0; **WT:** 215; **BATS:** Right; **THROWS:** Right

BORN: Aug. 10, 1994 in Scottsdale, Ariz.

RESIDES: Scottsdale, Ariz.

OPENING DAY AGE: 26

SIGNED BY: Mike Leuzinger (Yankees)

ACQUIRED: Traded from New York Yankees on Dec. 23, 2019 for Cristian Perez.

CAREER NOTES: 2012: Graduated from Chaparral High School (Ariz.), where he led the baseball team to consecutive state titles in his junior and senior seasons...**2013-14:** Attended Yavapai College (Ariz.)...**2015:** Transferred to Dallas Baptist University, where he went 7-1 with a 1.98 ERA (13 ER in 59.0 IP) and 83 strikeouts (12.7 K/9) in 23 appearances...was selected by the Yankees in the fifth round of the First-Year Player Draft...**2016:** Earned the Kevin Lawn Award, presented annually to the Yankees' top minor league pitcher, combining to go 13-1 with a 2.33 ERA (33 ER in 127.1 IP) in 25 appearances (24 starts) between Tampa (A+) and Trenton, and led qualifying minor league pitchers with a .169 opponents' batting average (76-for-450)...according to *Baseball America*, his opponents' batting average was second-lowest by a qualified minor league starter since the statistic was first kept in 1993, trailing only White Sox pitcher Fautino de los Santos (.163) in 2007...named a Florida State League midseason All-Star, a *Baseball America* Minor League All-Star and an Organization All-Star by MiLB.com...**2017:** Led Yankees minor leaguers in wins (13) and ranked third in ERA (2.33) and strikeouts (135)...went 28-6 with a 2.40 ERA (74 ER in 277.2 IP) from 2016-17, marking Minor League Baseball's best winning percentage (.824) and ERA (min. 250 IP) over that span...**2018:** Appeared in three games (one start) for the New York Yankees, going 0-1 with a 7.04 ERA (6 ER in 7.2 IP)...Recorded a save in Game 2 of the International League semifinals, tossing a perfect ninth inning vs. Lehigh Valley in a 3-0 triumph...**2019:** Made 13 appearances across seven stints in the Major Leagues with the New York Yankees...earned his first big league victory on May 25 at Kansas City in the second game of a doubleheader...recorded his first professional shutout on June 5 at Buffalo, allowing three hits over 7.0 innings in a 3-0 win...traded to Kansas City on Dec. 23...**2020:** Began the season on the Injured List, and had three stints in the Majors from Aug. 8-10, Aug. 23-26 and Aug. 31 through season's end...did not allow a walk to any of the 40 batters he faced in 8.2 innings.

YEAR	CLUB	W-L	ERA	G	GS	CG	SHO	SV	IP	H	R	ER	HR	HB	BB	SO	WP	BK	AVG
2015	Staten Island (A)	1-0	0.93	4	0	0	0	0	9.2	5	2	1	0	0	3	13	1	0	.147
	Charleston (A)	1-1	3.09	5	0	0	0	0	11.2	7	6	4	0	0	4	16	1	0	.163
	Tampa (A+)	1-0	1.29	5	0	0	0	0	14.0	12	3	2	0	2	2	16	0	0	.226
2016	Tampa (A+)	5-0	2.65	12	12	0	0	0	57.2	41	18	17	4	2	15	73	3	0	.196
	Trenton (AA)	8-1	2.07	13	12	0	0	0	69.2	35	20	16	5	1	24	71	3	0	.145
2017	Trenton (AA)	4-0	1.03	6	6	0	0	0	35.0	23	6	4	2	1	15	32	0	0	.183
	Scranton/Wilkes-Barre (AAA)	11-5	2.89	21	21	0	0	0	115.1	81	39	37	9	3	43	103	5	0	.197
2018	Scranton/Wilkes-Barre (AAA)	4-5	4.78	27	23	2	0	0	113.0	101	65	60	16	6	58	113	0	0	.236
	NEW YORK (AL)	0-1	7.04	3	1	0	0	0	7.2	8	7	6	3	0	4	4	0	0	.267
2019	Scranton/Wilkes-Barre (AAA)	4-4	4.63	18	15	1	1	1	81.2	77	44	42	11	7	38	80	2	0	.242
	NEW YORK (AL)	1-1	8.53	13	0	0	0	1	25.1	39	25	24	7	2	11	23	1	1	.351
2020	KANSAS CITY	0-0	9.35	6	0	0	0	0	8.2	15	9	9	1	0	0	6	2	0	.375
Major League Totals		1-2	8.42	22	1	0	0	1	41.2	62	41	39	11	2	15	33	3	1	.343
Minor League Totals		39-16	3.24	111	89	3	1	1	507.2	382	203	183	47	22	202	517	15	0	.205

ADAMS, DERRICK

LHP

HT: 6-3; **WT:** 215; **BATS:** Left; **THROWS:** Left

BORN: March 8, 1997 in Decatur, Ala.

RESIDES: Jacksonville, Ala.

OPENING DAY AGE: 24

SIGNED BY: Nick Hamilton

ACQUIRED: Selected in the 27th round of the 2018 First-Year Player Draft

CAREER NOTES: 2015: Graduated from Austin High School (Ala.), where he was named team MVP as a junior and senior...had a .350 batting average and 2.04 ERA in his high school career...**2017:** Earned All-Ohio Valley Conference Second Team honors after recording career highs in innings (85.2) and strikeouts (94)...had a 1.90 ERA with 25 strikeouts in 28.1 innings across 14 appearances with Falmouth in the Cape Cod League...**2018:** Named pre-season All-Ohio Valley Conference before making 15 starts as a junior at Jacksonville State...**2019:** Named Idaho Falls Pitcher of the Year after posting a 2.54 ERA in a team-high-tying 18 relief appearances, and did not allow a home run over 46.0 innings in the hitter-friendly Pioneer League...earned the series-clinching win in Game 3 of the first round of the Pioneer League playoffs and in Game 3 of the Championship series en route to Idaho Falls' first title since 2013.

YEAR	TEAM	W-L	ERA	G	GS	CG	SHO	SV	IP	H	R	ER	HR	HB	BB	SO	WP	BK	AVG
2019	Idaho Falls (R)	2-1	2.54	18	0	0	0	4	46.0	50	18	13	0	0	11	45	3	0	.247
2020																			

Did not play (no minor league season)

ADVINCOLA, YEUDI

INF

HT: 6-1; **WT:** 170; **BATS:** Right; **THROWS:** Right

BORN: Oct. 9, 2001 in San Cristóbal, D.R.

RESIDES: San Cristóbal, D.R.

OPENING DAY AGE: 19

SIGNED BY: Edis Perez

ACQUIRED: Signed as an international free agent, July 5, 2019

YEAR	CLUB	AVG	G	AB	R	H	2B	3B	HR	RBI	SAC	SF	HBP	BB	SO	SB	CS	OBP	SLG	E
2020																				

Did not play (no minor league season)

ALBERTO, HANSER

INF

See Major League Bios, pages 162-164

MINOR LEAGUE BIOS (CONT.)

ALCANTARA, ADRIAN

RHP

HT: 6-1; **WT:** 178; **BATS:** Right; **THROWS:** Right
RESIDES: Santo Domingo, D.R.

BORN: Aug. 29, 1999 in Santo Domingo, D.R.
OPENING DAY AGE: 21

SIGNED BY: Edis Perez

ACQUIRED: Signed as an international free agent, March 6, 2017

CAREER NOTES: 2017: Tied for the team lead with three saves, including a 3.1-scoreless-inning save on Aug. 5 at DSL Astros Blue, in which he struck out a career-high seven of 12 batters faced, allowing just one hit and one walk...2019: Named Burlington Pitcher of the Year after recording a 2.47 ERA with a .152 opponents' average in 12 appearances (10 starts) with the B-Royals...allowed one earned run or fewer in seven of his 10 starts with Burlington, including his first start on June 20, in which he pitched 5.0 no-hit innings in a 10-2 win at Bristol en route to earning Appalachian League Pitcher of the Week honors...in his first season stateside, Alcantara was one of four Burlington pitchers to be named to the Appalachian League postseason All-Star team, and was also named a Baseball America Rookie All-Star.

YEAR	CLUB	W-L	ERA	G	GS	CG	SHO	SV	IP	H	R	ER	HR	HB	BB	SO	WP	BK	AVG
2017	Dominican Royals	3-2	2.38	13	0	0	0	3	34.0	24	12	9	1	3	14	33	8	0	.198
2018	Surprise (R)	1-1	6.04	12	7	0	0	0	44.2	49	32	30	4	4	30	33	4	2	.290
2019	Burlington (R)	2-4	2.47	12	10	0	0	0	51.0	27	17	14	2	4	17	57	5	3	.152
	Idaho Falls (R)	1-0	3.60	1	1	0	0	0	5.0	3	2	2	0	0	2	4	0	0	.188
2020	Did not play (no minor league season)																		
Minor League Totals		7-7	3.68	38	18	0	0	3	134.2	103	63	55	7	11	63	127	17	5	.213

ALMONTE, JUNIOR

RHP

HT: 6-1; **WT:** 175; **BATS:** Right; **THROWS:** Right
RESIDES: Cotuí, D.R.

BORN: April 10, 2000 in Cotuí, D.R.
OPENING DAY AGE: 20

SIGNED BY: Edis Perez

ACQUIRED: Signed as an international free agent, April 5, 2018

CAREER NOTES: 2018: Held opponents to two runs or fewer in all 11 appearances with Dominican Royals 1, including one run or fewer in six of his seven starts, including four scoreless starts.

YEAR	CLUB	W-L	ERA	G	GS	CG	SHO	SV	IP	H	R	ER	HR	HB	BB	SO	WP	BK	AVG
2018	Dominican Royals 2	0-0	7.71	1	0	0	0	0	2.1	2	6	2	0	0	4	1	2	0	.200
	Dominican Royals 1	2-3	1.60	11	7	0	0	0	33.2	14	8	6	0	4	16	33	4	0	.131
2019	Dominican Royals 1	2-1	7.79	10	1	0	0	0	17.1	16	15	15	0	7	11	10	5	0	.258
	Dominican Royals 2	0-0	2.00	3	3	0	0	0	9.0	4	4	2	0	0	4	10	3	0	.129
2020	Did not play (no minor league season)																		
Minor League Totals		4-4	3.61	25	11	0	0	0	62.1	36	33	25	0	11	35	54	14	0	.171

ANDERSON, ELLIOTT

LHP

HT: 6-3; **WT:** 220; **BATS:** Left; **THROWS:** Left
RESIDES: Cartersville, Ga.

BORN: Sept. 27, 1997 in Cartersville, Ga.
OPENING DAY AGE: 23

SIGNED BY: Nick Hamilton

ACQUIRED: Selected in the 23rd round of the 2019 First-Year Player Draft

CAREER NOTES: 2016: Graduated from Cartersville High School (Ga.), where he was named team MVP and Most Valuable Pitcher as a senior...2019: Led Auburn with 26 appearances (3 starts) as a junior and recorded 63 strikeouts in 59.0 innings (9.6 K/9)...led Burlington pitchers with a 0.91 ERA in his pro debut...did not allow an earned run in 17 of his 19 appearances, including each of his first 10 outings (13.1 IP)...also recorded 3.2 scoreless innings in the Appalachian League championship series.

YEAR	CLUB	W-L	ERA	G	GS	CG	SHO	SV	IP	H	R	ER	HR	HB	BB	SO	WP	BK	AVG
2019	Burlington (R)	2-2	0.91	19	0	0	0	3	29.2	23	6	3	1	1	12	34	5	0	.211
2020	Did not play (no minor league season)																		

AQUINO, ISMAEL

RHP

HT: 6-2; **WT:** 170; **BATS:** Right; **THROWS:** Right
RESIDES: Santo Domingo Norte, D.R.

BORN: Sept. 2, 1998 in Santo Domingo Norte, D.R.
OPENING DAY AGE: 22

SIGNED BY: Amaury Reyes (Athletics)

ACQUIRED: Traded from Oakland with OF Dairon Blanco to Kansas City for LHP Jake Diekman, July 27, 2019

CAREER NOTES: 2016: Signed with Oakland as an international free agent on Dec. 19, 2016...2018: Made his stateside debut in the Arizona League, and made the jump to Triple-A for one appearance with Nashville on Sept. 1...2019: Traded with OF Dairon Blanco to Kansas City for LHP Jake Diekman on July 27...made eight appearances with Surprise, including his first career save (2.0 IP) on Aug. 23.

YEAR	CLUB	W-L	ERA	G	GS	CG	SHO	SV	IP	H	R	ER	HR	HB	BB	SO	WP	BK	AVG
2017	Dominican Athletics	2-1	3.13	13	10	0	0	0	46.0	33	21	16	0	5	35	44	4	1	.200
2018	Arizona Athletics (R)	2-2	4.54	14	11	0	0	0	33.2	29	20	17	0	3	22	37	10	0	.230
	Nashville (AAA)	0-0	18.00	1	0	0	0	0	1.0	1	2	2	0	0	4	2	1	0	.250
2019	Arizona A's Green	1-1	4.58	10	1	0	0	0	17.2	15	15	9	0	2	11	20	7	0	.227
	Surprise (R)	1-1	11.45	8	0	0	0	1	11.0	16	14	14	2	0	7	14	5	0	.333
2020	Did not play (no minor league season)																		
Minor League Totals		6-5	4.77	46	22	0	0	1	109.1	94	72	58	2	10	79	117	27	1	.230

MINOR LEAGUE BIOS (CONT.)

ARACENA, RICKY

INF

HT: 5-8; **WT:** 160; **BATS:** Switch; **THROWS:** Right
RESIDES: San Francisco de Macoris, D.R.
SIGNED BY: Fausto Morel

BORN: Oct. 2, 1997 in San Francisco de Macoris, D.R.
OPENING DAY AGE: 23

ACQUIRED: Signed as an international free agent, July 3, 2014

CAREER NOTES: 2015: Rated by Baseball America as 16th-best prospect in the Arizona League...2017: Last played on June 26 and was placed on the 7-day IL on July 8 with a right thumb injury.

YEAR	CLUB	AVG	G	AB	R	H	2B	3B	HR	RBI	SAC	SF	HBP	BB	SO	SB	CS	OBP	SLG	E
2015	Surprise (R)	.294	26	109	14	32	2	2	0	9	6	0	0	2	21	8	3	.306	.349	13
2016	Idaho Falls (R)	.251	61	267	44	67	8	4	1	33	10	1	2	17	53	17	8	.300	.322	38
2017	Idaho Falls (R)	.385	6	26	10	10	1	1	2	7	1	0	0	4	5	1	0	.467	.731	6
	Lexington (A)	.139	30	108	5	15	1	0	0	7	5	1	0	0	34	3	5	.138	.148	9
2018	Lexington (A)	.261	95	303	46	79	10	0	3	40	11	4	4	21	61	17	6	.313	.323	16
2019	Surprise (R)	.333	6	21	6	7	1	0	2	9	0	0	1	4	2	1	0	.462	.667	0
	Lexington (A)	.231	3	13	1	3	1	0	0	0	0	0	0	1	4	0	0	.286	.308	0
	Wilmington (A+)	.198	83	257	32	51	8	1	1	13	11	2	3	21	73	12	6	.265	.249	10
2020	Did not play (no minor league season)																			
Minor League Totals		.239	310	1104	158	264	32	8	9	118	44	8	10	70	253	59	28	.289	.307	52

ARIAS, WANDER

RHP

HT: 6-4; **WT:** 220; **BATS:** Right; **THROWS:** Right
RESIDES: San Cristóbal, D.R.
SIGNED BY: Edis Perez

BORN: Nov. 3, 1999 in San Cristóbal, D.R.
OPENING DAY AGE: 21

ACQUIRED: Signed as an international free agent, July 2, 2019

YEAR	CLUB	W-L	ERA	G	GS	CG	SHO	SV	IP	H	R	ER	HR	HB	BB	SO	WP	BK	AVG	
2019	Dominican Royals 1	2-0	0.90	7	3	0	0	0	20.1	11	3	2	0	1	8	22	2	0	.167	
2020	Did not play (no minor league season)																			

AVILA, LUIIDER

RHP

HT: 6-3; **WT:** 170; **BATS:** Right; **THROWS:** Right
RESIDES: Caracas, Venezuela
SIGNED BY: Jose Figuera & Joelvis Gonzalez

BORN: Aug. 21, 2001 in Caracas, Venezuela
OPENING DAY AGE: 19

ACQUIRED: Signed as an international free agent, March 3, 2018

YEAR	CLUB	W-L	ERA	G	GS	CG	SHO	SV	IP	H	R	ER	HR	HB	BB	SO	WP	BK	AVG	
2018	Dominican Royals 1	1-2	3.18	9	2	0	0	1	22.2	15	16	8	0	1	11	20	6	0	.188	
2019	Dominican Royals 2	1-2	6.41	12	2	0	0	0	26.2	25	19	19	1	6	16	22	9	1	.263	
2020	Did not play (no minor league season)																			
Minor League Totals		2-4	4.93	21	4	0	0	1	49.1	40	35	27	1	7	27	42	15	1	.229	

BARROSO, LUIS

RHP

HT: 6-3; **WT:** 165; **BATS:** Right; **THROWS:** Right
RESIDES: Chiriqui, Panama
SIGNED BY: Luis Ortiz

BORN: Sept. 7, 1998 in Chiriqui, Panama
OPENING DAY AGE: 22

ACQUIRED: Signed as an international free agent, Jan. 12, 2018

CAREER NOTES: 2019: Led Surprise in strikeouts and saves and ranked second on the team in innings in his first season stateside...had a 1.82 ERA (8 ER in 39.2 IP) with 45 strikeouts (10.2 K/9) over a stretch of 10 appearances from June 30-Aug. 16...recorded a career-high 10 strikeouts in 5.0 innings in his last start of the season, on Aug. 26 vs. Brewers Blue.

YEAR	CLUB	W-L	ERA	G	GS	CG	SHO	SV	IP	H	R	ER	HR	HB	BB	SO	WP	BK	AVG	
2018	Dominican Royals 1	2-2	2.08	12	11	0	0	0	43.1	49	13	10	0	0	9	35	4	0	.288	
2019	Surprise (R)	3-2	3.54	14	6	0	0	3	56.0	57	22	22	5	0	9	67	4	0	.264	
2020	Did not play (no minor league season)																			
Minor League Totals		5-4	2.90	26	17	0	0	3	99.1	106	38	32	5	0	18	102	8	0	.275	

BETEMIT, WILSON JR.

RHP

HT: 6-1; **WT:** 170; **BATS:** Right; **THROWS:** Right
RESIDES: Santo Domingo, D.R.
SIGNED BY: Edis Perez

BORN: July 27, 2003 in Santo Domingo, D.R.
OPENING DAY AGE: 17

ACQUIRED: Signed as an international free agent, Jan. 18, 2021

CAREER NOTES: He is the son of Wilson Betemit, who played 11 years in the Majors from 2001, 2004-13, including parts of two seasons with the Royals from 2010-11, and is the hitting coach for the Dominican Royals.

YEAR	CLUB	W-L	ERA	G	GS	CG	SHO	SV	IP	H	R	ER	HR	HB	BB	SO	WP	BK	AVG	
2021	2021 will be his first year in professional ball																			

MINOR LEAGUE BIOS (CONT.)

BEWLEY, BRHET

INF

HT: 5-11; **WT:** 182; **BATS:** Right; **THROWS:** Right

BORN: Jan. 30, 1997 in Temecula, Calif.

RESIDES: Winchester, Calif.

OPENING DAY AGE: 24

SIGNED BY: Colin Gonzales

ACQUIRED: Selected in the 32nd round of the 2018 First-Year Player Draft

CAREER NOTES: **2015:** Graduated from Chaparral High School (Calif.)...**2017:** Finished his sophomore season at the University of San Diego with a 17-game on-base streak...**2018:** Led San Diego with eight HR and 44 RBI as a junior and hit .291 in 55 games.

YEAR	CLUB	AVG	G	AB	R	H	2B	3B	HR	RBI	SAC	SF	HBP	BB	SO	SB	CS	OBP	SLG	E
2018	Burlington (R)	.285	46	151	25	43	12	1	1	11	1	1	2	27	34	7	1	.398	.397	7
	Surprise (R)	.357	8	14	4	5	0	0	0	1	2	0	0	6	5	0	1	.550	.357	0
2019	Lexington (A)	.252	60	202	25	51	6	1	1	17	8	1	2	31	55	1	4	.356	.307	7
2020	Did not play (no minor league season)																			
Minor League Totals		.270	114	367	54	99	18	2	2	29	11	2	4	64	94	8	6	.382	.346	14

BIASI, DANTE

LHP

HT: 6-0; **WT:** 205; **BATS:** Left; **THROWS:** Left

BORN: Dec. 4, 1997 in Hazleton, Penn.

RESIDES: Hazleton, Penn.

OPENING DAY AGE: 23

SIGNED BY: Mike Farrell

ACQUIRED: Selected in the sixth round of the 2019 First-Year Player Draft

CAREER NOTES: **2016:** Graduated from Hazleton High School (Penn.) and was selected by the Chicago Cubs in the 22nd round of the First-Year Player Draft, but did not sign...**2017:** Missed his freshman season at Penn State due to injury, but was Academic All-Big Ten...**2019:** Recorded a 2.55 ERA (21 ER in 74.0 IP) in 14 games as a junior with 102 strikeouts (12.4 K/9) and .196 opponents' average...struck out 13 and 12 in back-to-back starts from March 15-23, the first of which came in a season-high 7.0 innings...his brother, Sal, was selected by Kansas City in the 11th round of the 2017 Draft, also out of Penn State, but was acquired by Milwaukee in August 2018 in a minor league trade.

YEAR	CLUB	W-L	ERA	G	GS	CG	SHO	SV	IP	H	R	ER	HR	HB	BB	SO	WP	BK	AVG	
2019	Burlington (R)	1-0	2.50	7	0	0	0	0	18.0	13	5	5	3	1	3	24	0	0	.200	
2020	Did not play (no minor league season)																			

BLANCO LAMADRID, DAIRON

OF

HT: 6-0; **WT:** 190; **BATS:** Right; **THROWS:** Right

BORN: April 26, 1993 in Camaguey, Cuba

RESIDES: Cotuí, D.R.

OPENING DAY AGE: 27

SIGNED BY: Raymond Abreu (Athletics)

ACQUIRED: Traded to Kansas City with RHP Ismael Aquino from Oakland for LHP Jake Diekman, July 27, 2019

CAREER NOTES: **2012-15:** Hit .301 in 318 games over four seasons in the Cuban National Series...**2017:** Signed by the Oakland Athletics as an international free agent on Dec. 18, 2017...**2018:** In his first season in the A's organization, he ranked third among Oakland farmhands in triples and tied for sixth in stolen bases...was the MVP of the Carolina League All-Star game with four hits, including a double and a home run...**2019:** Acquired by Kansas City with RHP Ismael Aquino on July 27 for LHP Jake Diekman...at the time of the trade, he led Midland in hits, total bases, RBI and stolen bases and was a Texas League midseason All-Star...named MiLB.com Oakland Organization All-Star.

YEAR	CLUB	AVG	G	AB	R	H	2B	3B	HR	RBI	SAC	SF	HBP	BB	SO	SB	CS	OBP	SLG	E
2018	Stockton (A+)	.291	82	313	39	91	13	10	1	37	0	5	2	25	66	22	2	.342	.406	1
2019	Midland (AA)	.276	78	301	57	83	13	12	7	44	1	1	2	29	95	27	7	.342	.468	2
	NW Arkansas (AA)	.230	32	126	10	29	7	1	0	5	0	0	1	8	42	6	6	.281	.302	1
2020	Did not play (no minor league season)																			
Minor League Totals		.274	192	740	106	203	33	23	8	86	1	6	5	62	203	55	15	.332	.414	4

BLOCK, AJ (ANTHONY JACOB)

LHP

HT: 6-5; **WT:** 220; **BATS:** Left; **THROWS:** Left

BORN: April 16, 1998 in Salt Lake City, Utah

RESIDES: Bellevue, Wash.

OPENING DAY AGE: 22

SIGNED BY: Joseph Ross

ACQUIRED: Signed as undrafted free agent, June 23, 2020

CAREER NOTES: **2016:** Graduated from Newport High School (Wash.) and was selected by the Chicago Cubs in the 39th round of the First-Year Player Draft, but did not sign...**2019:** Selected by the Detroit Tigers in the 17th round of the Draft, but returned to Washington State for his senior season...**2020:** Went 2-0 with a 3.25 ERA (10 ER in 27.2 IP) and 34 strikeouts (11.1 K/9) to just five walks (1.6 BB/9) in four starts at Washington State, prior to the season being suspended due to the coronavirus outbreak...led all Pac-12 pitchers in innings and tied for second in strikeouts, and had double-digit strikeout performances in each of his last three starts, becoming the first Cougar to accomplish that feat in at least 33 seasons.

YEAR	CLUB	W-L	ERA	G	GS	CG	SHO	SV	IP	H	R	ER	HR	HB	BB	SO	WP	BK	AVG	
2020	Did not play (no minor league season)																			

MINOR LEAGUE BIOS (CONT.)

BORGES, MEIVER

C

HT: 5-10; **WT:** 165; **BATS:** Right; **THROWS:** Right
RESIDES: Distrito Capital, Venezuela
SIGNED BY: Alberto Garcia & Joelvis Gonzalez
ACQUIRED: Signed as an international free agent, July 10, 2019

BORN: Oct. 12, 2002 in Distrito Capital, Venezuela
OPENING DAY AGE: 18

YEAR	CLUB	AVG	G	AB	R	H	2B	3B	HR	RBI	SAC	SF	HBP	BB	SO	SB	CS	OBP	SLG	E
2020		Did not play (no minor league season)																		

BOWLAN, JONATHAN

RHP

See Major League Bios, page 165

BRACH, BRAD

RHP

See Major League Bios, pages 166-168

BRADLEY, TUCKER

OF

HT: 6-0; **WT:** 195; **BATS:** Left; **THROWS:** Left
RESIDES: Chickamauga, Ga.
SIGNED BY: William Howard
ACQUIRED: Signed as undrafted free agent, June 23, 2020

BORN: May 6, 1998 in Chickamauga, Ga.
OPENING DAY AGE: 22

CAREER NOTES: **2016:** Graduated from Gordon Lee High School (Ga.), where he was a four-year letterman as an outfielder and pitcher...hit .552 with nine home runs, 36 RBI and 23 steals as a senior and pitched to a 7-0 record on the mound with a 1.12 ERA in 50.0 innings...**2020:** Graduated from the University of Georgia, where he was batting .397 (25-for-63) with six home runs, 23 RBI and eight stolen bases in 18 games when Georgia's 2020 season was suspended due to the coronavirus outbreak...also recorded 4.1 scoreless innings on the mound over three relief appearances, leading the Bulldogs to a 14-4 record and a national ranking of No. 2 in the USA Today Sports Top 25 poll.

YEAR	CLUB	AVG	G	AB	R	H	2B	3B	HR	RBI	SAC	SF	HBP	BB	SO	SB	CS	OBP	SLG	E
2020		Did not play (no minor league season)																		

BRAVO, OSMAN

C

HT: 5-11; **WT:** 170; **BATS:** Right; **THROWS:** Right
RESIDES: Maracaibo, Venezuela
SIGNED BY: Joelvis Gonzalez, Jose Gualdrón
ACQUIRED: Signed as an international free agent, Jan. 20, 2021

BORN: June 16, 2004 in Maracaibo, Venezuela
OPENING DAY AGE: 16

YEAR	CLUB	AVG	G	AB	R	H	2B	3B	HR	RBI	SAC	SF	HBP	BB	SO	SB	CS	OBP	SLG	E
2021		2021 will be his first year in professional ball																		

BRENTZ, JAKE

LHP

See Major League Bios, page 169

BRETON, FRAICY

LHP

HT: 6-3; **WT:** 196; **BATS:** Left; **THROWS:** Left
RESIDES: Santo Domingo Este, D.R.
SIGNED BY: Edis Perez
ACQUIRED: Signed as an international free agent, June 14, 2018

BORN: June 10, 2001 in Santo Domingo Centro, D.R.
OPENING DAY AGE: 19

YEAR	CLUB	W-L	ERA	G	GS	CG	SHO	SV	IP	H	R	ER	HR	HB	BB	SO	WP	BK	AVG	
2018	Dominican Royals 2	0-2	5.63	8	5	0	0	0	24.0	25	18	15	2	1	11	18	4	0	.258	
2019	Dominican Royals 1	0-0	7.71	5	0	0	0	0	14.0	15	14	12	0	2	9	8	6	0	.259	
	Dominican Royals 2	1-2	4.58	7	3	0	0	0	17.2	16	10	9	1	2	11	20	3	1	.242	
2020		Did not play (no minor league season)																		
Minor League Totals		1-4	5.82	20	8	0	0	0	55.2	56	42	36	3	5	31	46	13	1	.253	

BRYANT, NOAH

RHP

HT: 6-3; **WT:** 200; **BATS:** Right; **THROWS:** Right
RESIDES: Camilia, Ga.
SIGNED BY: Nick Hamilton

BORN: Oct. 15, 1998 in Bainbridge, Ga.
OPENING DAY AGE: 22

ACQUIRED: Selected in the 17th round of the 2018 First-Year Player Draft
CAREER NOTES: **2017:** Graduated from Bainbridge High School (Ga.)...committed to the University of North Georgia, but transferred to Georgia Highlands instead.

YEAR	CLUB	W-L	ERA	G	GS	CG	SHO	SV	IP	H	R	ER	HR	HB	BB	SO	WP	BK	AVG	
2018	Surprise (R)	1-1	4.80	13	0	0	0	0	15.0	14	8	8	1	1	18	11	5	0	.255	
2019	Burlington (R)	1-0	3.38	4	0	0	0	0	5.1	4	6	2	0	3	7	3	1	0	.211	
	Idaho Falls (R)	0-0	0.00	1	0	0	0	1	1.0	0	0	0	0	0	2	0	1	0	.000	
2020		Did not play (no minor league season)																		
Minor League Totals		2-1	4.22	18	0	0	0	1	21.1	18	14	10	1	4	27	14	7	0	.237	

MINOR LEAGUE BIOS (CONT.)

CABRERA, DAURY

RHP

HT: 6-4; WT: 190; BATS: Right; THROWS: Right
RESIDES: Santiago, D.R.

BORN: Oct. 23, 2000 in Santiago, D.R.
OPENING DAY AGE: 20

SIGNED BY: Fausto Morel

ACQUIRED: Signed as an international free agent, April 6, 2018

CAREER NOTES: 2018: Five of his nine starts were scoreless, including three straight from July 11-23, in which he held opponents to a .180 average (9-for-50) in 15.0 scoreless innings, earning Royals 2 Pitcher of the Month honors for July.

YEAR	CLUB	W-L	ERA	G	GS	CG	SHO	SV	IP	H	R	ER	HR	HB	BB	SO	WP	BK	AVG
2018	Dominican Royals 1	3-0	0.87	4	0	0	0	0	10.1	5	4	1	0	1	4	6	2	1	.147
	Dominican Royals 2	2-2	1.23	9	9	0	0	0	44.0	32	9	6	0	2	6	30	4	1	.208
2019	Dominican Royals 1	0-1	6.89	6	2	0	0	0	15.2	23	17	12	3	1	9	10	1	0	.329
	Dominican Royals 2	1-3	3.12	7	7	0	0	0	26.0	21	11	9	1	3	7	19	8	1	.221
2020	Did not play (no minor league season)																		
Minor League Totals		6-6	2.63	26	18	0	0	0	96.0	81	41	26	4	7	26	65	15	3	.229

CALDERON, JUNIOR

INF

HT: 6-0; WT: 175; BATS: Right; THROWS: Right
RESIDES: Santo Domingo, D.R.

BORN: Dec. 9, 2001 in Santo Domingo Centro, D.R.
OPENING DAY AGE: 19

SIGNED BY: Edis Perez

ACQUIRED: Signed as an international free agent, Oct. 19, 2018

YEAR	CLUB	AVG	G	AB	R	H	2B	3B	HR	RBI	SAC	SF	HBP	BB	SO	SB	CS	OBP	SLG	E
2019	Dominican Royals 1	.251	56	179	34	45	10	2	3	23	0	2	2	32	30	5	4	.367	.380	19
2020	Did not play (no minor league season)																			

CAMARILLO, GARY

OF

HT: 6-1; WT: 157; BATS: Right; THROWS: Right
RESIDES: Santa Barbara de Zulia, Venezuela

BORN: July 5, 2001 in Santa Barbara de Zulia, Venezuela
OPENING DAY AGE: 19

SIGNED BY: Jose Gualdrón & Rene Francisco

ACQUIRED: Signed as an international free agent, Sept. 7, 2017

YEAR	CLUB	AVG	G	AB	R	H	2B	3B	HR	RBI	SAC	SF	HBP	BB	SO	SB	CS	OBP	SLG	E
2018	Dominican Royals 1	.265	55	189	22	50	6	2	1	16	0	1	3	11	43	8	7	.314	.333	0
2019	Surprise (R)	.275	14	51	9	14	0	1	1	7	0	1	0	6	12	2	0	.345	.373	0
2020	Did not play (no minor league season)																			
Minor League Totals		.267	69	240	31	64	6	3	2	23	0	2	3	17	55	10	7	.321	.342	0

CANCEL, GABRIEL

INF

See Major League bios, page 170

CANDELARIO, WILMIN

INF

HT: 5-11; WT: 165; BATS: Switch; THROWS: Right
RESIDES: Bani, D.R.

BORN: Sept. 11, 2001 in Bani, D.R.
OPENING DAY AGE: 19

SIGNED BY: Edis Perez

ACQUIRED: Signed as an international free agent, July 4, 2018

CAREER NOTES: 2019: Won Dominican Royals 2 Player of the Year in his professional debut, leading the team with 58 hits while starting 47 of his 49 games at shortstop...he turned 22 double plays on defense and ranked tied for fourth in the league with eight triples and had 11 steals, one shy of the team lead.

YEAR	CLUB	AVG	G	AB	R	H	2B	3B	HR	RBI	SAC	SF	HBP	BB	SO	SB	CS	OBP	SLG	E
2019	Dominican Royals 2	.315	49	184	33	58	7	8	4	27	1	2	3	23	62	11	11	.396	.505	26
2020	Did not play (no minor league season)																			

CAPELLAN, DELVIN

RHP

HT: 6-1; WT: 167; BATS: Right; THROWS: Right
RESIDES: Los Capellanes, D.R.

BORN: Dec. 6, 1998 in Guayubin, D.R.
OPENING DAY AGE: 22

SIGNED BY: Fausto Morel

ACQUIRED: Signed as an international free agent, July 6, 2016

CAREER NOTES: 2017: Named Dominican Royals Pitcher of the Year in his first professional season...posted a 0.48 ERA (3 ER in 56 IP), the best single-season mark (min. 50 IP) among farmhands in the 49-year history of the Royals' organization...nine of his 12 starts were scoreless, including his last six...ended the season with a 27-inning scoreless streak...2019: Led the B-Royals in starts and innings.

YEAR	CLUB	W-L	ERA	G	GS	CG	SHO	SV	IP	H	R	ER	HR	HB	BB	SO	WP	BK	AVG
2017	Dominican Royals	3-2	0.48	12	12	0	0	0	56.0	32	4	3	1	0	3	48	4	0	.164
2018	Surprise (R)	1-5	5.24	13	8	0	0	0	55.0	68	36	32	8	3	11	61	0	0	.293
2019	Burlington (R)	4-2	4.99	12	12	0	0	0	52.1	53	31	29	7	6	14	53	1	1	.262
2020	Did not play (no minor league season)																		
Minor League Totals		8-9	3.53	37	32	0	0	0	163.1	153	71	64	16	9	28	162	5	1	.243

MINOR LEAGUE BIOS (CONT.)

CAPPS, HOLDEN

LHP

HT: 6-2; **WT:** 195; **BATS:** Right; **THROWS:** Left
RESIDES: Lawton, Okla.

BORN: March 24, 1995 in Lawton, Okla.
OPENING DAY AGE: 26

SIGNED BY: Chad Lee

ACQUIRED: Selected in the eighth round of the 2017 First-Year Player Draft

CAREER NOTES: **2013:** Graduated from Lawton High School (Okla.), where he earned All-District, All-Area and All-State honors as a senior...**2014-15:** Attended Redlands Community College in El Reno, Okla....**2016:** Transferred to UNC Charlotte...**2017:** Transferred to University of Central Oklahoma, where he led the Broncos to the postseason for the first time since 2006...named Pioneer League midseason All-Star in his professional debut...**2018:** Recorded the best strikeout-to-walk ratio (6.90) among Royals farmhands (min. 60 IP).

YEAR	CLUB	W-L	ERA	G	GS	CG	SHO	SV	IP	H	R	ER	HR	HB	BB	SO	WP	BK	AVG
2017	Surprise (R)	0-1	3.00	4	2	0	0	12.0	12	6	4	0	0	4	11	4	0		.250
	Idaho Falls (R)	1-3	5.49	9	9	0	0	41.0	52	33	25	2	4	15	34	6	0		.313
2018	Lexington (A)	1-1	2.98	24	4	0	0	2	63.1	68	28	21	5	3	10	69	4	0	.265
2019	NW Arkansas (AA)	0-2	5.11	14	0	0	0	0	12.1	21	9	7	1	0	6	9	0	0	.368
	Wilmington (A+)	3-2	1.83	25	0	0	0	1	39.1	39	14	8	1	3	7	46	3	1	.253
2020	Did not play (no minor league season)																		
Minor League Totals		5-9	3.48	76	15	0	0	3	168.0	192	90	65	9	10	42	169	17	1	.282

CARRASCO, DENNICHER

INF

HT: 5-11; **WT:** 195; **BATS:** Right; **THROWS:** Right
RESIDES: Santo Domingo, D.R.

BORN: Oct. 12, 1995 in Santo Domingo Centro, D.R.
OPENING DAY AGE: 25

SIGNED BY: Edis Perez

ACQUIRED: Signed as an international free agent, Nov. 16, 2015

CAREER NOTES: **2016:** Led his team in home runs and walks...**2017:** Ranked third in the Appalachian League with 118 total bases...also led his team in doubles, home runs and RBI...**2018:** Missed more than three weeks from April 21-May 13 with an ankle injury, and was placed on the disabled list again on July 14 with a thumb injury, ending his season...**2019:** Led the Blue Rocks in RBI during the regular season in homered twice during the postseason, both coming in series-clinching games: Game 4 of the Mills Cup Semifinals and Game 5 of the Carolina League championship.

YEAR	CLUB	AVG	G	AB	R	H	2B	3B	HR	RBI	SAC	SF	HBP	BB	SO	SB	CS	OBP	SLG	E
2016	Dominican Royals	.263	63	224	43	59	11	0	7	26	0	2	4	33	42	5	3	.365	.406	4
2017	Burlington (R)	.288	61	236	34	68	14	3	10	41	0	5	2	12	38	1	0	.322	.500	9
2018	Lexington (A)	.250	62	232	34	58	9	1	10	30	0	1	4	11	58	2	3	.294	.427	20
2019	Wilmington (A+)	.246	120	411	47	101	29	2	9	58	1	4	1	34	127	7	4	.302	.392	17
2020	Did not play (no minor league season)																			
Minor League Totals		.259	306	1,103	158	286	63	6	36	155	1	12	11	90	265	15	10	.318	.425	50

CASTELLANO, ANGELO ALFONSO

INF

HT: 6-0; **WT:** 165; **BATS:** Right; **THROWS:** Right
RESIDES: San Diego, Venezuela

BORN: Jan. 13, 1995 in San Diego, Venezuela
OPENING DAY AGE: 26

SIGNED BY: Alberto Garcia, Richard Castro, Orlando Estevez

ACQUIRED: Signed as an international free agent, July 16, 2011

CAREER NOTES: **2013:** Dominican Royals Player of the Year...**2016:** Struck out once every 10.50 plate appearances, the fifth-best rate in the Pioneer League...made starts at second base (36), shortstop (15) and third base (13)...**2017:** Hit eight home runs in 433 at-bats (54.1 AB/HR) after hitting just two HR in his previous 957 at-bats (478.5 AB/HR).

YEAR	CLUB	AVG	G	AB	R	H	2B	3B	HR	RBI	SAC	SF	HBP	BB	SO	SB	CS	OBP	SLG	E
2012	Dominican Royals	.248	52	153	19	38	3	1	0	10	11	1	4	25	19	4	6	.366	.281	9
2013	Dominican Royals	.265	67	223	25	59	8	1	0	25	5	1	3	30	25	9	5	.358	.309	10
2014	Burlington (R)	.183	42	115	11	21	6	0	0	8	3	2	2	6	15	4	0	.232	.235	1
2015	Burlington (R)	.230	58	213	24	49	4	2	0	17	9	1	3	13	26	2	2	.283	.268	9
	Lexington (A)	.125	4	16	1	2	0	0	0	1	0	0	1	0	1	0	0	.176	.125	0
2016	Idaho Falls (R)	.283	64	237	50	67	10	4	2	47	5	4	6	21	26	11	5	.351	.384	17
2017	Lexington (A)	.245	116	433	63	106	14	2	8	43	6	3	3	51	81	19	10	.327	.342	12
2018	Wilmington (A+)	.221	120	375	39	83	16	2	2	36	9	6	4	35	81	12	9	.290	.291	21
2019	Wilmington (A+)	.190	25	63	4	12	3	1	0	5	2	1	3	7	12	4	2	.297	.270	6
	NW Arkansas (AA)	.217	72	217	19	47	8	1	5	21	11	1	3	22	57	6	3	.296	.332	6
2020	Did not play (no minor league season)																			
Minor League Totals		.237	620	2045	255	484	72	14	17	213	61	20	32	210	343	71	42	.315	.311	91

CASTILLO, EMILIO

LHP

HT: 5-10; **WT:** 150; **BATS:** Left; **THROWS:** Left
RESIDES: Santiago, D.R.

BORN: Oct. 18, 2002 in Santiago, D.R.
OPENING DAY AGE: 18

SIGNED BY: Fausto Morel

ACQUIRED: Signed as an international free agent, July 4, 2019

YEAR	CLUB	W-L	ERA	G	GS	CG	SHO	SV	IP	H	R	ER	HR	HB	BB	SO	WP	BK	AVG
2020	Did not play (no minor league season)																		

MINOR LEAGUE BIOS (CONT.)

CASTILLO, MARINO

OF

HT: 5-11; **WT:** 150; **BATS:** Left; **THROWS:** Right
RESIDES: Bolivar, Venezuela
SIGNED BY: Edgarluis Fuentes & Joelvis Gonzalez
ACQUIRED: Signed as an international free agent, July 10, 2019

BORN: Oct. 13, 2002 in Bolivar, Venezuela
OPENING DAY AGE: 18

YEAR	CLUB	AVG	G	AB	R	H	2B	3B	HR	RBI	SAC	SF	HBP	BB	SO	SB	CS	OBP	SLG	E	
2019	Dominican Royals																				
2020		Did not play (no minor league season)																			

CATANO, JOSE

LHP

HT: 6-3; **WT:** 180; **BATS:** Left; **THROWS:** Left
RESIDES: San Pedro de Macoris, D.R.
SIGNED BY: Rafael Vasquez
ACQUIRED: Signed as an international free agent, June 14, 2019

BORN: June 10, 2001 in San Pedro de Macoris, D.R.
OPENING DAY AGE: 19

YEAR	CLUB	W-L	ERA	G	GS	CG	SHO	SV	IP	H	R	ER	HR	HB	BB	SO	WP	BK	AVG
2019	Dominican Royals	2	0-1	4.50	6	0	0	0	10.0	14	7	5	1	2	6	17	2	2	.350
2020		Did not play (no minor league season)																	

CELADO, JORGE

INF

HT: 6-0; **WT:** 163; **BATS:** Right; **THROWS:** Right
RESIDES: Peravia, D.R.
SIGNED BY: Fausto Morel
ACQUIRED: Signed as an international free agent, July 4, 2019

BORN: Jan. 14, 2003 in Peravia, D.R.
OPENING DAY AGE: 18

YEAR	CLUB	AVG	G	AB	R	H	2B	3B	HR	RBI	SAC	SF	HBP	BB	SO	SB	CS	OBP	SLG	E	
2020		Did not play (no minor league season)																			

CEPEDA, LUIS

LHP

HT: 6-1; **WT:** 160; **BATS:** Left; **THROWS:** Left
RESIDES: Santiago, D.R.
SIGNED BY: Fausto Morel
ACQUIRED: Signed as an international free agent, July 4, 2017

BORN: Oct. 12, 2000 in Santiago, D.R.
OPENING DAY AGE: 20

CAREER NOTES: 2019: Named Dominican Royals 2 Pitcher of the Year, going a combined 5-3 with a 2.37 ERA and 61 strikeouts (11.1 K/9) and just six walks (1.1 BB/9) in 12 starts between both Dominican League teams... started a team-high three games for the Royals 1 during their championship run, in which he pitched to a 2.31 ERA (3 ER in 11.2 IP) with 15 strikeouts, including 4.1 scoreless innings in the title-clinching game.

YEAR	CLUB	W-L	ERA	G	GS	CG	SHO	SV	IP	H	R	ER	HR	HB	BB	SO	WP	BK	AVG
2018	Dominican Royals	1	1-0	1.98	10	6	0	0	27.1	25	6	6	1	0	9	31	0	.248	
2019	Dominican Royals	2	2-1	2.01	5	5	0	0	22.1	20	10	5	2	2	1	27	3	.220	
	Dominican Royals	1	3-2	2.67	7	7	0	0	27.0	22	9	8	2	0	5	34	3	.241	
2020		Did not play (no minor league season)																	
Minor League Totals		6-3	2.23	22	18	0	0	0	76.2	67	25	19	5	2	15	92	6	.236	

CÉSPEDES, STEVEN

C

HT: 5-9; **WT:** 170; **BATS:** Left; **THROWS:** Right
RESIDES: Santiago de Caballeros, D.R.
SIGNED BY: Fausto Morel
ACQUIRED: Signed as an international free agent, Jan. 19, 2021

BORN: Oct. 23, 2003 in Santiago de Caballeros, D.R.
OPENING DAY AGE: 17

YEAR	CLUB	AVG	G	AB	R	H	2B	3B	HR	RBI	SAC	SF	HBP	BB	SO	SB	CS	OBP	SLG	E	
2021		2021 will be his first year in professional baseball																			

CHACON, JOSE

INF

HT: 6-0; **WT:** 165; **BATS:** Right; **THROWS:** Right
RESIDES: Distrito Capital, Venezuela
SIGNED BY: Alberto Garcia & Joelvis Gonzalez
ACQUIRED: Signed as an international free agent, July 10, 2019

BORN: Nov. 29, 2002 in Distrito Capital, Venezuela
OPENING DAY AGE: 18

YEAR	CLUB	AVG	G	AB	R	H	2B	3B	HR	RBI	SAC	SF	HBP	BB	SO	SB	CS	OBP	SLG	E	
2020		Did not play (no minor league season)																			

MINOR LEAGUE BIOS (CONT.)

CHAMBERLAIN, CHRISTIAN

LHP

HT: 5-10; **WT:** 175; **BATS:** Left; **THROWS:** Left
RESIDES: Reno, Nev.

BORN: July 20, 1999 in Grand Junction, Colo.
OPENING DAY AGE: 21

SIGNED BY: Joseph Ross

ACQUIRED: Selected in the fourth round of the 2020 First-Year Player Draft

CAREER NOTES: **2017:** Graduated from Reno High School (Nev.), where he hit .485 with 24 extra-base hits and 20 stolen bases as a senior, while pitching to a 9-1 record with a 1.06 ERA and 130 strikeouts in 59.0 innings on the mound...**2018:** Attended Oregon State University, where—as a freshman—he matched a College World Series record with 11 strikeouts in one relief outing, eight of which came on his curveball...**2020:** Went 2-1 with a 0.82 ERA (2 ER in 22.0 IP) and 34 strikeouts (13.9 K/9) in four starts as a junior, including a career-high 12 strikeouts in 5.1 innings on Feb. 21 vs. Mississippi State.

YEAR	CLUB	W-L	ERA	G	GS	CG	SHO	SV	IP	H	R	ER	HR	HB	BB	SO	WP	BK	AVG	
2020																				Did not play (no minor league season)

CHARLESTON, JAY

INF/OF

HT: 5-11; **WT:** 175; **BATS:** Right; **THROWS:** Right
RESIDES: Alpharetta, Ga.
SIGNED BY: Nick Hamilton

BORN: April 20, 1998 in Atlanta, Ga.
OPENING DAY AGE: 22

ACQUIRED: Selected in the 26th round of the 2019 First-Year Player Draft

CAREER NOTES: **2016:** Graduated from Lake Brantley High School (Fla.), where he won back-to-back District Championships in 2015-16...**2019:** Attended the University of Tennessee, where he led the Volunteers with 41 stolen bases in 45 attempts in 61 games as a junior, including going a career-best 5-for-5 in steal attempts in a win over Tennessee Tech on May 14.

YEAR	CLUB	AVG	G	AB	R	H	2B	3B	HR	RBI	SAC	SF	HBP	BB	SO	SB	CS	OBP	SLG	E
2019	Burlington (R)	.220	36	123	24	27	3	1	1	11	3	0	2	18	41	16	2	.329	.285	3
2020																				Did not play (no minor league season)

CLONEY, J.C.

LHP

HT: 6-1; **WT:** 226; **BATS:** Left; **THROWS:** Left
RESIDES: Castaic, Calif.
SIGNED BY: Ken Muñoz

BORN: Aug. 3, 1994 in Castaic, Calif.
OPENING DAY AGE: 26

ACQUIRED: Selected in the ninth round of the 2017 First-Year Player Draft

CAREER NOTES: **2012:** Graduated from West Ranch High School (Calif.), where he earned CIF Player of the year honors as a senior...**2014:** Attended The College of the Canyons (Calif.), where he went 7-3 with a 2.36 ERA and 89 strikeouts in 87.2 innings, earning Western State Conference Pitcher of the Year honors as a freshman...**2016:** Transferred to Arizona, where he was the Opening Day starter for the Wildcats and went 8-4 with a 2.45 ERA in 110.1 innings...named to College World Series All-Tournament Team, going 2-0 in 16 scoreless innings...**2017:** Had 35 strikeouts and three walks in his pro debut (11.67 SO/BB), the second best strikeout-to-walk rate among Royals farmhands (min. 40 IP)...**2018:** Named Pioneer League Pitcher of the Year, joining Sam Selman (2012) as Royals prospects to receive the award since Idaho Falls became a Kansas City affiliate in 2004...also named Idaho Falls Pitcher of the Year after winning all nine of his starts with the Chukars, three more wins than any other pitcher in the league...promoted to Lexington in August and recorded 5.0 scoreless innings in the South Atlantic League championship-clinching Game 4 win over Lakewood...his 12 wins were tied for most among Royals farmhands.

YEAR	CLUB	W-L	ERA	G	GS	CG	SHO	SV	IP	H	R	ER	HR	HB	BB	SO	WP	BK	AVG	
2017	Burlington (R)	3-1	3.77	12	7	0	0	0	43.0	44	19	18	4	1	3	35	1	0	.260	
2018	Lexington (A)	3-1	2.73	5	5	0	0	0	29.2	32	11	9	2	1	9	18	2	0	.288	
	Idaho Falls (R)	9-0	1.93	9	9	0	0	0	56.0	49	13	12	2	1	10	50	0	1	.234	
2019	NW Arkansas (AA)	2-6	3.74	22	15	0	0	1	101.0	109	52	42	13	7	26	81	1	1	.277	
	Wilmington (A+)	1-1	2.21	6	2	0	0	0	20.1	14	7	5	3	1	4	16	0	0	.189	
2020																				Did not play (no minor league season)
Minor League Totals		18-9	3.10	54	38	0	0	1	250.0	248	102	86	24	11	52	200	4	2	.259	

COLE, ERIC

OF

HT: 5-11; **WT:** 170; **BATS:** Switch; **THROWS:** Right
RESIDES: Southlake, Texas
SIGNED BY: Matt Price

BORN: Jan. 17, 1997 in Southlake, Texas
OPENING DAY AGE: 24

ACQUIRED: Selected in the fourth round of the 2018 First-Year Player Draft

CAREER NOTES: **2015:** Graduated from Southlake Carroll High School (Texas), where he hit .395 as a senior...**2017:** As a sophomore at Arkansas, his first collegiate home run was an inside-the-park shot vs. Miami (Ohio) on Feb. 19...**2018:** Hit .313/.407/.520 (88-for-281) with 14 HR and 52 RBI as a junior for the NCAA runner-up Razorbacks, earning Second Team All-SEC honors...went 3-for-3 with a home run, two walks, two RBI and five runs in the decisive game of an NCAA Super Regional against South Carolina...**2019:** Led the Legends in RBI and total bases (178) and was second in home runs...hit .294 in six postseason games, including a home run and four RBI in Lexington's Game 2 win in the South Atlantic League championship series.

YEAR	CLUB	AVG	G	AB	R	H	2B	3B	HR	RBI	SAC	SF	HBP	BB	SO	SB	CS	OBP	SLG	E
2018	Burlington (R)	.281	42	167	19	47	11	2	1	25	0	1	2	17	27	6	0	.353	.389	0
2019	Lexington (A)	.240	127	466	55	112	21	6	11	71	0	5	3	62	90	7	2	.330	.382	2
2020																				Did not play (no minor league season)
Minor League Totals		.251	169	633	74	159	32	8	12	96	0	6	5	79	117	13	2	.336	.384	2

MINOR LEAGUE BIOS (CONT.)

COLEMAN, DYLAN

RHP

HT: 6-5; **WT:** 215; **BATS:** Right; **THROWS:** Right
RESIDES: Mineral Point, Mo.

BORN: Sept. 16, 1996 in Potosi, Mo.
OPENING DAY AGE: 24

ACQUIRED: Traded from San Diego (as PTBNL) with OF Edward Olivares for RHP Trevor Rosenthal...trade was first announced on Aug. 29, 2020 and completed on Nov. 5, 2020

CAREER NOTES: 2015: Graduated from Potosi High School (Mo.), where he earned All-State honors as a senior in both baseball and basketball...scored more than 2,300 points, breaking a 45-year school scoring record...**2016-18:** Attended Missouri State, where as a sophomore in 2017, he led the team with eight wins and posted a Missouri Valley Conference-best 106 strikeouts in 99.1 innings, leading the Bears to a conference regular-season title and an NCAA Regional title...**2018:** As a junior, he went 10-2 in 17 outings with 129 strikeouts in 102.2 innings (11.3 K/9)...selected by San Diego in the fourth round of the First-Year Player Draft.

YEAR	CLUB	W-L	ERA	G	GS	CG	SHO	SV	IP	H	R	ER	HR	HB	BB	SO	WP	BK	AVG
2018	Tri-City (A)	0-0	3.00	5	0	0	0	1	6.0	6	3	2	0	2	2	7	2	0	.273
	Fort Wayne (A)	1-2	3.24	13	0	0	0	3	16.2	14	7	6	0	0	9	22	7	0	.226
2019	Arizona Padres 1 (R)	2-1	2.37	16	2	0	0	1	19.0	15	8	5	2	1	6	26	7	0	.214
	Fort Wayne (A)	2-1	2.13	9	0	0	0	0	12.2	13	7	3	0	0	8	12	0	0	.265
	Lake Elsinore (A+)	0-1	15.43	2	0	0	0	0	2.1	4	6	4	0	0	3	1	1	0	.333
2020	Did not play (no minor league season)																		
Minor League Totals		5-5	3.18	45	2	0	0	5	56.2	52	31	20	2	3	28	68	17	0	.242

COLLINS, DARNEL

INF

HT: 6-1; **WT:** 185; **BATS:** Left; **THROWS:** Left
RESIDES: Spijkenisse, Netherlands

BORN: July 12, 2004 in Spijkenisse, Netherlands
OPENING DAY AGE: 16

SIGNED BY: Nick Leto

ACQUIRED: Signed as an international free agent, Jan. 16, 2021

CAREER NOTES: 2019: He is the younger brother of Royals farmhand Darryl, who the Royals signed in 2018.

YEAR	CLUB	AVG	G	AB	R	H	2B	3B	HR	RBI	SAC	SF	HBP	BB	SO	SB	CS	OBP	SLG	E
2021	2021 will be his first year in professional baseball																			

COLLINS, DARRYL

OF

HT: 6-2; **WT:** 185; **BATS:** Left; **THROWS:** Right
RESIDES: Bani, D.R.

BORN: Sept. 16, 2001 in Spijkenisse, Netherlands
OPENING DAY AGE: 19

SIGNED BY: Nick Leto, Rene Francisco

ACQUIRED: Signed as an international free agent, Aug. 26, 2018

CAREER NOTES: 2019: In his professional debut, he led Surprise in hits and finished second on the team in batting average and OPS (.837) and third in on-base percentage (.401)...also ranked tied for third in the Arizona League in triples...he is the older brother of Royals farmhand Darnel, who the Royals signed on Jan. 16, 2021.

YEAR	CLUB	AVG	G	AB	R	H	2B	3B	HR	RBI	SAC	SF	HBP	BB	SO	SB	CS	OBP	SLG	E
2019	Surprise (R)	.320	48	181	24	58	7	7	0	25	1	1	3	22	30	1	2	.401	.436	3
2020	Did not play (no minor league season)																			

COLON, JOSE

RHP

HT: 6-2; **WT:** 182; **BATS:** Right; **THROWS:** Right
RESIDES: Monte Plata, D.R.

BORN: Feb. 12, 2001 in Monte Plata, D.R.
OPENING DAY AGE: 20

SIGNED BY: Nicolas Bautista

ACQUIRED: Signed as an international free agent, Nov. 28, 2019

YEAR	CLUB	W-L	ERA	G	GS	CG	SHO	SV	IP	H	R	ER	HR	HB	BB	SO	WP	BK	AVG
2020	Did not play (no minor league season)																		

CORDERO, PEDRO

RHP

HT: 6-2; **WT:** 170; **BATS:** Right; **THROWS:** Right
RESIDES: Santo Domingo Centro, D.R.

BORN: Nov. 29, 2001 in Santo Domingo Centro, D.R.
OPENING DAY AGE: 19

SIGNED BY: Edis Perez

ACQUIRED: Signed as an international free agent, July 6, 2018

YEAR	CLUB	W-L	ERA	G	GS	CG	SHO	SV	IP	H	R	ER	HR	HB	BB	SO	WP	BK	AVG
2019	Dominican Royals 2	1-4	6.23	13	2	0	0	0	26.0	29	28	18	1	6	18	20	7	1	.290
2020	Did not play (no minor league season)																		

MINOR LEAGUE BIOS (CONT.)

COSBY, CHRISTIAN

RHP

HT: 6-5; WT: 215; BATS: Right; THROWS: Right
RESIDES: Placentia, Calif.

BORN: Dec. 21, 1996 in Placentia, Calif.
OPENING DAY AGE: 24

SIGNED BY: Colin Gonzales

ACQUIRED: Selected in the 14th round of the 2018 First-Year Player Draft

CAREER NOTES: **2015:** Graduated from El Dorado High School (Calif.)...**2017:** Hit .291 with four HR and 23 RBI in 141 at-bats as an outfielder in his sophomore season at D-III Chapman University (Calif.)...**2018:** Converted to pitcher as a junior and went 8-3 with a 2.91 ERA (21 ER in 65 IP) with one save and 56 strikeouts in 16 appearances (11 starts)...pitched for Duluth in the Summer Collegiate Northwoods League.

YEAR	CLUB	W-L	ERA	G	GS	CG	SHO	SV	IP	H	R	ER	HR	HB	BB	SO	WP	BK	AVG
2018	Surprise (R)	2-0	3.43	13	0	0	0	2	39.1	37	17	15	0	2	14	42	4	1	.243
2019	Idaho Falls (R)	1-1	4.75	11	1	0	0	0	36.0	51	23	19	3	2	13	37	3	0	.323
2020		Did not play (no minor league season)																	
Minor League Totals		3-1	4.06	24	1	0	0	2	75.1	88	40	34	3	4	27	79	7	1	.284

COX, AUSTIN

LHP

See Major League Bios, page 171

CROPLEY, TYLER

C

HT: 5-11; WT: 185; BATS: Right; THROWS: Right
RESIDES: McCook Lake, S.D.

BORN: Dec. 10, 1995 in Sioux City, Iowa
OPENING DAY AGE: 25

SIGNED BY: Brandon Larson (Nationals)

ACQUIRED: Signed as a minor league free agent on Oct. 8, 2020

CAREER NOTES: **2015-16:** Attended Iowa Western Community College, where he led the team to a 106-22 record over two seasons, winning back-to-back conference titles and finished fourth at the NJCAA World Series in 2016...**2017:** Transferred to the University of Iowa, where he threw out a Big 10-most 19 would-be base runners as a junior...**2018:** Was a semifinalist for the Johnny Bench Award as a senior and was a first-team All-Big Ten selection after leading the Hawkeyes in batting average (.342) with 29 extra-base hits and 50 RBI in 53 games, and tied for the conference lead with 20 doubles...was selected by Washington in the eighth round of the First-Year Player Draft...hit .310 across 14 games in his professional debut...**2019:** Limited to 41 games and spent time on the Injured List...**2020:** Released by Washington on May 27.

YEAR	CLUB	AVG	G	AB	R	H	2B	3B	HR	RBI	SAC	SF	HBP	BB	SO	SB	CS	OBP	SLG	E
2018	GCL Nationals (R)	.367	10	30	3	11	1	0	0	8	0	0	1	8	2	1	0	.513	.400	0
	Auburn (A)	.167	4	12	3	2	1	0	0	1	0	0	1	1	1	0	0	.286	.250	0
2019	Hagerstown (A)	.187	41	123	14	23	5	0	2	8	2	1	7	12	32	1	2	.294	.276	2
2020		Did not play (no minor league season)																		
Minor League Totals		.218	55	165	20	36	7	0	2	17	2	1	9	21	35	2	2	.337	.297	2

CRUZ, JULIO

RHP

HT: 6-0; WT: 190; BATS: Right; THROWS: Right
RESIDES: San Francisco de Macoris, D.R.

BORN: July 26, 2000 in San Francisco de Macoris, D.R.
OPENING DAY AGE: 20

SIGNED BY: Edis Perez

ACQUIRED: Signed as an international free agent, Nov. 5, 2019

YEAR	CLUB	W-L	ERA	G	GS	CG	SHO	SV	IP	H	R	ER	HR	HB	BB	SO	WP	BK	AVG
2020		Did not play (no minor league season)																	

CRUZ, REYMOND

OF

HT: 6-1; WT: 165; BATS: Right; THROWS: Right
RESIDES: Santo Domingo, D.R.

BORN: April 14, 2001 in La Altigracia, D.R.
OPENING DAY AGE: 19

SIGNED BY: Daniel Guerrero

ACQUIRED: Signed as an international free agent, May 14, 2019

YEAR	CLUB	AVG	G	AB	R	H	2B	3B	HR	RBI	SAC	SF	HBP	BB	SO	SB	CS	OBP	SLG	E
2019	Dominican Royals 1	.240	13	25	5	6	1	0	0	5	0	0	3	6	10	5	1	.441	.280	0
	Dominican Royals 2	.283	16	53	7	15	2	2	1	8	0	0	0	8	18	6	2	.377	.453	2
2020		Did not play (no minor league season)																		
Minor League Totals		.269	29	78	12	21	3	2	1	13	0	0	3	14	28	11	3	.400	.397	2

CUEVAS, FRANDY

LHP

HT: 5-11; WT: 180; BATS: Left; THROWS: Left
RESIDES: Mao, D.R.

BORN: Jan. 19, 2002 in Mao, D.R.
OPENING DAY AGE: 19

SIGNED BY: Edis Perez

ACQUIRED: Signed as an international free agent, July 5, 2018

YEAR	CLUB	W-L	ERA	G	GS	CG	SHO	SV	IP	H	R	ER	HR	HB	BB	SO	WP	BK	AVG
2019	Dominican Royals 2	3-0	4.56	12	0	0	0	0	23.2	18	14	12	2	3	19	27	7	1	.220
2020		Did not play (no minor league season)																	

MINOR LEAGUE BIOS (CONT.)

DAVILA, GARRETT

LHP

HT: 6-2; **WT:** 180; **BATS:** Left; **THROWS:** Left
RESIDES: Belmont, N.C.

BORN: Jan. 17, 1997 in Dallas, Texas
OPENING DAY AGE: 24

SIGNED BY: Casey Fahy

ACQUIRED: Selected in the fourth round of the 2015 First-Year Player Draft

CAREER NOTES: 2015: Graduated from South Point High School (N.C.), where he finished 8-0 with a 0.11 ERA and 116 strikeouts in 64.1 innings as a senior, holding opponents scoreless over the entire season until his final appearance, a first-round state playoff victory...led South Point to Big South 2A/3A Conference title and earned Big South and Gazette Player of the Year honors...signed with Kansas City, foregoing commitment to the University of Tennessee...2016: Named Baseball America Rookie All-Star, ranking among the Appalachian League leaders in wins (tied for second), ERA (third), innings (tied for fourth) and opponents' average (.237, fifth).

YEAR	CLUB	W-L	ERA	G	GS	CG	SHO	SV	IP	H	R	ER	HR	HB	BB	SO	WP	BK	AVG
2016	Burlington (R)	7-0	2.77	12	12	0	0	0	65.0	56	21	20	2	3	27	55	4	1	.237
2017	Lexington (A)	8-8	5.08	27	21	0	0	3	125.2	127	78	71	8	18	52	92	6	1	.265
2018	Lexington (A)	7-7	4.21	25	18	0	0	0	107.0	94	58	50	22	9	49	84	11	0	.235
2019		Did not play (injured)																	
2020		Did not play (no minor league season)																	
Minor League Totals		22-15	4.26	64	51	0	0	3	297.2	277	157	141	32	30	128	231	21	2	.248

DAVIS, WADE

RHP

See Major League Bios, pages 172-175

DE AVILA, LUIS

LHP

HT: 5-11; **WT:** 160; **BATS:** Left; **THROWS:** Left
RESIDES: San Estanislao, Colombia

BORN: May 29, 2001 in Bolivar, Colombia
OPENING DAY AGE: 19

SIGNED BY: Rafael Miranda

ACQUIRED: Signed as an international free agent, Nov. 11, 2019

CAREER NOTES: 2017: Signed by Colorado as an international free agent, July 2...2019: Missed the entire season after violating the Minor League Drug Testing Program...released by Colorado, Sept. 20 and was signed by Kansas City on Nov. 11.

YEAR	CLUB	W-L	ERA	G	GS	CG	SHO	SV	IP	H	R	ER	HR	HB	BB	SO	WP	BK	AVG
2018	Dominican Rockies	2-2	6.16	8	7	0	0	0	30.2	31	22	21	2	4	12	27	3	0	.265
2019		Did not play (Restricted List)																	
2020		Did not play (no minor league season)																	

DE CUBA, ETHAN

OF

HT: 6-0; **WT:** 145; **BATS:** Switch; **THROWS:** Right
RESIDES: Oranjestad, Aruba

BORN: April 14, 2003 in Miami, Fla.
OPENING DAY AGE: 17

SIGNED BY: Edson Kelly

ACQUIRED: Signed as an international free agent, July 3, 2019

YEAR	CLUB	AVG	G	AB	R	H	2B	3B	HR	RBI	SAC	SF	HBP	BB	SO	SB	CS	OBP	SLG	E
2020		Did not play (no minor league season)																		

DE JESUS, DARY

LHP

HT: 6-1; **WT:** 165; **BATS:** Left; **THROWS:** Left
RESIDES: Bona0, D.R.

BORN: Feb. 21, 2003 in Bona0, D.R.
OPENING DAY AGE: 18

SIGNED BY: Fausto Morel

ACQUIRED: Signed as an international free agent, Feb. 29, 2020

YEAR	CLUB	W-L	ERA	G	GS	CG	SHO	SV	IP	H	R	ER	HR	HB	BB	SO	WP	BK	AVG
2020		Did not play (no minor league season)																	

DE LA ROSA, LUIS

RHP

HT: 6-1; **WT:** 170; **BATS:** Right; **THROWS:** Right
RESIDES: Santo Domingo, D.R.

BORN: July 6, 2002 in Santo Domingo Centro, D.R.
OPENING DAY AGE: 18

SIGNED BY: Rafael Vasquez

ACQUIRED: Signed as an international free agent, July 6, 2018

CAREER NOTES: 2019: Named Dominican Royals 1 Pitcher of the Year in his pro debut...posted a 12.1 K/9, third best among Royals farmhands (min. 10 starts), and did not allow a home run in 38.2 innings...recorded 14.0 consecutive scoreless innings from July 5-26, and seven of his 12 appearances were scoreless...started two games during the Royals 1 title run, allowing just two runs in 6.2 innings.

YEAR	CLUB	W-L	ERA	G	GS	CG	SHO	SV	IP	H	R	ER	HR	HB	BB	SO	WP	BK	AVG
2019	Dominican Royals 1	2-1	2.33	12	11	0	0	0	38.2	28	10	0	0	0	7	52	5	0	.197
2020		Did not play (no minor league season)																	

MINOR LEAGUE BIOS (CONT.)

DE LOS SANTOS, JASWEL

OF

HT: 6-1; **WT:** 175; **BATS:** Left; **THROWS:** Right
RESIDES: Santo Domingo, D.R.

BORN: Jan. 28, 2002 in Santo Domingo, D.R.
OPENING DAY AGE: 19

SIGNED BY: Edis Perez

ACQUIRED: Signed as an international free agent, July 4, 2018

YEAR	CLUB	AVG	G	AB	R	H	2B	3B	HR	RBI	SAC	SF	HBP	BB	SO	SB	CS	OBP	SLG	E
2019	Dominican Royals 1	.194	18	62	5	12	2	1	0	5	0	0	0	7	11	3	2	.275	.258	0
	Dominican Royals 2	.291	39	165	38	48	10	4	1	18	0	1	1	18	39	10	5	.362	.418	3
2020	Did not play (no minor league season)																			
Minor League Totals		.264	57	227	43	60	12	5	1	23	0	1	1	25	50	13	7	.339	.374	3

DEL ROSARIO, YEFRI

RHP

HT: 6-2; **WT:** 180; **BATS:** Right; **THROWS:** Right
RESIDES: Miches, D.R.

BORN: Sept. 23, 1999 in Miches, D.R.
OPENING DAY AGE: 21

SIGNED BY: Jonathan Cruz (Braves)

ACQUIRED: Signed as a minor league free agent, Dec. 5, 2017

CAREER NOTES: **2016:** Signed as an international free agent with Atlanta...**2017:** Was one of 13 Atlanta prospects granted free agency after a Major League Baseball investigation determined the Braves circumvented the international signing guidelines...**2018:** Made his debut in the Royals' organization in June, and posted a 3.19 ERA with Lexington, which would have ranked ninth in the South Atlantic League if he had enough innings to qualify...went 6-0 in his last seven starts with a 1.10 ERA (5 ER in 41 IP) and .184 opponents' average, and earned Lexington's Pitcher of the Month for August...**2019:** Entered the season as the Royals' No. 23 prospect according to MLB.com, but did not pitch due to injury.

YEAR	CLUB	W-L	ERA	G	GS	CG	SHO	SV	IP	H	R	ER	HR	HB	BB	SO	WP	BK	AVG	
2017	GCL Braves	1-1	3.90	11	6	0	0	0	32.1	37	20	14	1	2	10	29	5	4	.285	
	Dominican Braves	0-0	1.80	2	2	0	0	0	5.0	1	2	1	0	0	4	7	1	1	.067	
2018	Lexington (A)	6-5	3.19	15	15	0	0	0	79.0	69	36	28	10	2	29	72	9	1	.227	
2019	Did not play (injured)																			
2020	Did not play (no minor league season)																			
Minor League Totals		7-6	3.33	28	23	0	0	0	116.1	107	58	43	11	4	43	108	15	6	.238	

DÍAZ, ANDRÉS

RHP

HT: 6-1; **WT:** 150; **BATS:** Right; **THROWS:** Right
RESIDES: Lechería, Venezuela

BORN: July 6, 2001 in Chacao, Venezuela
OPENING DAY AGE: 19

SIGNED BY: Joelvis Gonzalez & Orlando Estevez

ACQUIRED: Signed as an international free agent, Nov. 14, 2017

CAREER NOTES: **2019:** Led Royals 1 in innings and ERA (min. 30.0 IP), tied for the team lead in wins and ranked third in strikeouts...had a streak of 19.1 consecutive scoreless innings over parts of five starts from July 10 through Aug. 5, when an unearned run snapped the streak.

YEAR	CLUB	W-L	ERA	G	GS	CG	SHO	SV	IP	H	R	ER	HR	HB	BB	SO	WP	BK	AVG	
2018	Dominican Royals 1	1-2	3.38	12	0	0	0	0	21.1	14	8	8	1	1	4	22	2	0	.187	
2019	Dominican Royals 1	3-1	1.87	13	13	0	0	0	53.0	51	20	11	1	5	6	43	6	0	.249	
2020	Did not play (no minor league season)																			
Minor League Totals		4-3	2.30	25	13	0	0	0	74.1	65	28	19	2	6	10	65	8	0	.232	

DINI, NICK

C

See Major League Bios, pages 176-177

DIPOTO, JONAH

RHP

HT: 6-1; **WT:** 225; **BATS:** Right; **THROWS:** Right
RESIDES: San Diego, Calif.

BORN: Sept. 3, 1996 in Queens, N.Y.
OPENING DAY AGE: 24

SIGNED BY: Colin Gonzales

ACQUIRED: Selected in the 35th round of the 2019 First-Year Player Draft

CAREER NOTES: **2015:** Graduated in 2015 from Newport Harbor High School (Calif.), where he was a Perfect Game preseason All-America honorable mention as a senior...selected by the Angels in the 38th round of the First-Year Player Draft, but did not sign...**2016-19:** Attended the University of California, San Diego, where he went 3-2 with a 4.41 ERA in 18 appearances (1 start) as a senior in 2019...he is the son of Jerry Dipoto, the executive VP and GM of the Seattle Mariners...**2019:** Allowed three runs in his pro debut with Surprise on June 25, before recording 25.2 consecutive scoreless innings over his first 13 appearances with Burlington, a stretch in which he allowed just five hits in 83 at-bats (.060 opponents' average) and had 31 strikeouts.

YEAR	CLUB	W-L	ERA	G	GS	CG	SHO	SV	IP	H	R	ER	HR	HB	BB	SO	WP	BK	AVG	
2019	Burlington (R)	1-2	0.94	16	0	0	0	4	28.2	11	6	3	0	3	11	34	0	0	.112	
	Surprise (R)	0-0	27.00	1	0	0	0	1.0	4	3	3	0	0	0	1	1	0	0	.571	
2020	Did not play (no minor league season)																			
Minor League Totals		1-2	1.82	17	0	0	0	4	29.2	15	9	6	0	3	11	35	1	0	.143	

MINOR LEAGUE BIOS (CONT.)

DIXON, BURLE

OF

HT: 6-5; **WT:** 190; **BATS:** Left; **THROWS:** Left
RESIDES: Sacramento, Calif.

BORN: Oct. 15, 1998 in Sacramento, Calif.
OPENING DAY AGE: 22

SIGNED BY: Josh Hallgren

ACQUIRED: Selected in the 18th round of the 2019 First-Year Player Draft

CAREER NOTES: **2017:** Graduated from Sheldon High School (Calif.), where he hit .377 in two seasons on the varsity team...**2018:** Attended Cosumnes River College, where he earned first team All-Conference honors as a freshman and was an All-State honorable mention...**2019:** Hit .335 with 23 stolen bases in 43 games as a sophomore, with 20 of his 54 hits going for extra bases.

YEAR	CLUB	AVG	G	AB	R	H	2B	3B	HR	RBI	SAC	SF	HBP	BB	SO	SB	CS	OBP	SLG	E
2019	Burlington (R)	.204	48	167	23	34	6	3	3	21	1	0	3	20	62	9	4	.300	.329	2
2020		Did not play (no minor league season)																		

DUARTE, GERMAN

C

HT: 6-0; **WT:** 165; **BATS:** Right; **THROWS:** Right
RESIDES: Sonora, México

BORN: Oct. 30, 2002 in Sonora, México
OPENING DAY AGE: 18

SIGNED BY: Manuel Samaniego & Luis Ortiz

ACQUIRED: Signed as an international free agent, July 4, 2019

YEAR	CLUB	AVG	G	AB	R	H	2B	3B	HR	RBI	SAC	SF	HBP	BB	SO	SB	CS	OBP	SLG	E
2020		Did not play (no minor league season)																		

DUNGAN, CLAY

INF

See Major League Bios, page 178

DYE, JOSHUA

LHP

HT: 6-3; **WT:** 175; **BATS:** Left; **THROWS:** Left
RESIDES: Ft. Myers, Fla.

BORN: Sept. 14, 1996 in DeLand, Fla.
OPENING DAY AGE: 24

SIGNED BY: Alex Mesa

ACQUIRED: Selected in the 23rd round of the 2018 First-Year Player Draft

CAREER NOTES: **2014:** Graduated from DeLand High School (Fla.), where he earned First-Team All-County honors as a senior...**2016:** Didn't pitch for Florida Gulf Coast due to injury...**2017:** Led team in starts (16), wins (8) and innings (94.2) and ranked second among qualified pitchers with a 3.23 ERA...**2018:** Went 8-4 in 14 starts as a junior with a 2.40 ERA (25 ER in 93.2 IP), fourth in the Atlantic Sun Conference...his 6.67 strikeout-to-walk ratio (40 K, 6 BB) in his professional debut ranked fourth among Royals farmhands (min 40.0 IP)...**2019:** Ranked third among Royals minor leaguers in saves...made a team-high six appearances during Wilmington's playoff run, recording 11 strikeouts in 7.2 innings.

YEAR	CLUB	W-L	ERA	G	GS	CG	SHO	SV	IP	H	R	ER	HR	HB	BB	SO	WP	BK	AVG	
2018	Wilmington (A+)	1-0	1.80	1	1	0	0	0	5.0	3	1	1	0	0	1	6	1	0	.158	
	Burlington (R)	1-3	4.54	11	7	0	0	0	35.2	45	22	18	4	0	5	34	1	0	.304	
2019	Wilmington (A+)	4-2	1.25	25	0	0	0	5	36.0	24	8	5	1	0	15	38	4	0	.192	
	Lexington (A)	1-1	3.38	14	0	0	0	3	26.2	24	14	10	1	2	6	43	2	0	.229	
2020		Did not play (no minor league season)																		
Minor League Totals		7-6	2.96	51	8	0	0	8	103.1	96	45	34	6	2	27	121	8	0	.242	

EATON, NATHAN

C/INF/OF

HT: 5-11; **WT:** 190; **BATS:** Right; **THROWS:** Right
RESIDES: Chester, Va.

BORN: Dec. 22, 1996
OPENING DAY AGE: 24

SIGNED BY: Jim Farr

ACQUIRED: Selected in the 21st round of the 2018 First-Year Player Draft

CAREER NOTES: **2014:** Graduated from Thomas Dale High School (Va.), where he was named 6A All-Region Second Team as a senior...**2016:** Played in all 56 games at the Virginia Military Institute, matching a school record...**2017:** Did not play baseball...**2018:** His .287/.402/.507 (60-for-209) with 25 extra-base hits plus a Southern Conference-leading and school-record 36 stolen bases in 52 games...also pitched 17 games in relief and held opponents to a .212 average and struck out 28 in 24.1 innings...Named Idaho Falls Player of the Year in his professional debut...hit .354/.427/.581 (92-for-260), leading Royals farmhands in batting average...ranked among Pioneer League leaders in: hits (1st), extra-base hits (37, 1st), total bases (151, 1st), triples (1st), runs (tied for 1st), stolen bases (2nd), batting average (3rd) and on-base percentage (.427, 3rd)...had a team-high 21-game on-base streak...named Pioneer League midseason and postseason All-Star...was the starting third baseman in the Pioneer League All-Star Game and went 5-for-5 with four runs, a double, a triple and two RBI...named MiLB.com Organization All-Star...**2019:** Led Royals farmhands with 32 doubles and ranked fourth in extra-base hits and fifth in hits.

YEAR	CLUB	AVG	G	AB	R	H	2B	3B	HR	RBI	SAC	SF	HBP	BB	SO	SB	CS	OBP	SLG	E
2018	Idaho Falls (R)	.354	66	260	59	92	20	12	5	53	1	5	4	33	60	19	5	.427	.581	17
2019	Lexington (A)	.233	126	497	64	116	32	2	5	54	0	6	8	46	116	18	1	.305	.336	26
2020		Did not play (no minor league season)																		
Minor League Totals		.275	192	757	123	208	52	14	10	107	1	11	12	79	176	37	6	.348	.420	43

MINOR LEAGUE BIOS (CONT.)

ECHENIQUE, LUIS

OF

HT: 5-11; **WT:** 157; **BATS:** Left; **THROWS:** Left

BORN: Nov. 25, 2002 in Miranda, Venezuela

RESIDES: Valencia, Venezuela

OPENING DAY AGE: 18

SIGNED BY: Jose Figuera & Joelvis Gonzalez

ACQUIRED: Signed as an international free agent, July 10, 2019

YEAR	CLUB	AVG	G	AB	R	H	2B	3B	HR	RBI	SAC	SF	HBP	BB	SO	SB	CS	OBP	SLG	E
2020		Did not play (no minor league season)																		

ELDRED, CALVIN JOHN (C.J.)

RHP

HT: 6-2; **WT:** 225; **BATS:** Right; **THROWS:** Right

BORN: May 6, 1995 in Milwaukee, Wis.

RESIDES: Mt. Vernon, Iowa

OPENING DAY AGE: 25

ACQUIRED: Signed as a non-drafted free agent, Aug. 7, 2017

CAREER NOTES: 2013: Graduated from Mt. Vernon High School (Iowa), where he led his team to conference titles as a sophomore and senior...2014: Attended the University of Indiana, where his collegiate career began as a preferred walk-on, and redshirted that season...2015: Transferred to the University of Iowa, but was forced to sit out the season due to transfer regulations...2016: Recorded a 3.43 ERA in 94.1 innings with a team-best seven quality starts, serving as the Hawkeyes' Friday Night starter...2017: Made one start before missing the rest of the season due to Tommy John surgery...2018: Earned Pioneer League Pitcher of the Week for July 8, after recording 7.0 shutout innings on three hits in a 3-1 win vs. Orem...he is the son of Royals pitching coach Cal Eldred.

YEAR	CLUB	W-L	ERA	G	GS	CG	SHO	SV	IP	H	R	ER	HR	HB	BB	SO	WP	BK	AVG	
2018	Idaho Falls (R)	6-2	6.00	13	13	0	0	0	72.0	86	59	48	6	8	12	39	3	0	.292	
2019	Wilmington (A+)	1-0	0.00	4	0	0	0	0	6.2	5	1	0	0	0	1	6	1	0	.217	
	Lexington (A)	0-7	5.92	24	3	0	0	2	79.0	112	64	52	10	4	14	65	7	1	.328	
2020		Did not play (no minor league season)																		
Minor League Totals		7-9	5.71	41	16	0	0	2	157.2	203	124	100	16	12	27	110	11	1	.308	

ELLIS, MITCH

RHP

HT: 6-3; **WT:** 200; **BATS:** Switch; **THROWS:** Right

BORN: Aug. 22, 1995 in Bundoora, Australia

RESIDES: Diamond Creek, Australia

OPENING DAY AGE: 25

ACQUIRED: Signed as an undrafted free agent, Feb. 21, 2020

CAREER NOTES: 2018-20: Played for Brisbane and Melbourne in the Australian Baseball League and appeared at first base, second base, third base, shortstop, left field and right field over those three seasons, and made 10 appearances on the mound.

YEAR	CLUB	W-L	ERA	G	GS	CG	SHO	SV	IP	H	R	ER	HR	HB	BB	SO	WP	BK	AVG	
2020		Did not play (no minor league season)																		

EMODI, MICHAEL

C

HT: 6-4; **WT:** 225; **BATS:** Right; **THROWS:** Right

BORN: April 18, 1996 in Omaha, Neb.

RESIDES: Omaha, Neb.

OPENING DAY AGE: 24

SIGNED BY: Matt Price

ACQUIRED: Selected in the 11th round of the 2018 First-Year Player Draft

CAREER NOTES: 2014: Graduated from Creighton Prep High School (Neb.), where he hit .415 as a senior and was named the senior MVP on the football team...2017: Named All-BIG East Second Team as a sophomore and hit .270/.351/.486 with a team-leading 50 hits...2018: Hit .282/.376/.505 (53-for-188) as a junior with nine HR, fifth most in the Big East, and a career-high 44 RBI...named one of 16 finalists for the 2018 Johnny Bench Award, presented to the top collegiate catcher in the country...named Big East Player of the Week on March 12 (3 HR in 4 games) and March 19 (7 RBI in 3 games), including a walk-off HR vs. WSU...2019: Named Idaho Falls Player of the Year after ranking among the Pioneer League leaders in doubles (4th), extra-base hits (4th), home runs (tied for 5th) and RBI (tied for 6th)...named both a midseason and postseason All-Star and started 36 games behind the plate for the Pioneer League champions.

YEAR	CLUB	AVG	G	AB	R	H	2B	3B	HR	RBI	SAC	SF	HBP	BB	SO	SB	CS	OBP	SLG	E
2018	Burlington (R)	.206	27	97	16	20	6	0	3	13	0	0	7	8	40	0	0	.313	.361	3
	Surprise (R)	.100	4	10	3	1	0	0	1	0	1	0	1	5	4	0	0	.375	.200	0
2019	Idaho Falls (R)	.331	48	175	32	58	18	2	12	45	0	1	8	16	53	3	0	.410	.663	5
2020		Did not play (no minor league season)																		
Minor League Totals		.280	79	282	51	79	25	2	15	59	0	2	15	29	97	3	0	.375	.543	8

EMSHOFF, KALE

C

HT: 6-2; **WT:** 225; **BATS:** Right; **THROWS:** Right

BORN: May 2, 1998 in Robstown, Texas

RESIDES: Robstown, Texas

OPENING DAY AGE: 22

SIGNED BY: Kyle Price

ACQUIRED: Signed as a non-drafted free agent, June 23, 2020

CAREER NOTES: 2016: Graduated from Calallen High School (Texas), where he was earned Texas 5A First Team honors...2019: Missed the entire season at Arkansas-Little Rock due to injury...2020: Hit .417 (25-for-60) with seven home runs in 17 games prior to the season's cancellation...led the Sun Belt Conference in home runs and slugging percentage (.800) and ranked second in batting average, while starting 13 games at catcher at four as the designated hitter.

YEAR	CLUB	AVG	G	AB	R	H	2B	3B	HR	RBI	SAC	SF	HBP	BB	SO	SB	CS	OBP	SLG	E
2020		Did not play (no minor league season)																		

MINOR LEAGUE BIOS (CONT.)

ESPINOSA, WESKENDRY

RHP

HT: 6-1; **WT:** 185; **BATS:** Right; **THROWS:** Right

BORN: March 18, 2002 in San José de Ocoa, D.R

RESIDES: San José de Ocoa, D.R

OPENING DAY AGE: 18

SIGNED BY: Edis Perez

ACQUIRED: Signed as an international free agent, Jan. 18, 2021

YEAR	CLUB	W-L	ERA	G	GS	CG	SHO	SV	IP	H	R	ER	HR	HB	BB	SO	WP	BK	AVG	
2021																				

2021 will be his first year in professional baseball

ESPOSITO, NATHAN

C

HT: 5-11; **WT:** 195; **BATS:** Right; **THROWS:** Right

BORN: June 25, 1993 in Sacramento, Calif.

RESIDES: Granite Bay, Calif.

OPENING DAY AGE: 27

SIGNED BY: Josh Hallgren

ACQUIRED: Selected in the 33rd round of the 2015 First-Year Player Draft

CAREER NOTES: 2011: Graduated from Granite Bay High School (Calif.), where he was a three-time letter winner, team captain, team MVP as a catcher and earned all-country honors as a senior...selected by Oakland in the 46th round of the First-Year Player Draft, but did not sign...2012-14: Attended Oregon State University.

YEAR	CLUB	AVG	G	AB	R	H	2B	3B	HR	RBI	SAC	SF	HBP	BB	SO	SB	CS	OBP	SLG	E
2015	Surprise (R)	.250	27	64	11	16	4	0	0	5	0	0	4	9	17	3	1	.377	.313	1
2016	Burlington (R)	.317	29	101	11	32	8	1	2	17	1	1	4	5	16	0	2	.369	.475	0
2017	Wilmington (A+)	.225	68	227	14	51	7	1	0	16	2	0	6	8	38	0	0	.270	.264	3
	Omaha (AAA)	.167	4	12	0	2	0	0	0	0	1	0	0	0	4	0	0	.167	.167	1
2018	Wilmington (A+)	.175	21	57	4	10	0	0	0	6	2	1	3	8	12	1	0	.304	.175	0
	NW Arkansas (AA)	.156	18	45	5	7	2	0	0	1	0	0	1	2	15	1	0	.208	.200	0
2019	NW Arkansas (AA)	.210	28	81	6	17	5	0	0	9	1	2	3	5	22	1	0	.275	.272	1
	Omaha (AAA)	.114	16	44	5	5	0	0	1	2	2	0	0	3	10	0	0	.170	.182	0

2020 Did not play (no minor league season)

Minor League Totals		.222	211	631	56	140	26	2	3	56	9	4	21	40	134	6	3	.289	.284	6
---------------------	--	------	-----	-----	----	-----	----	---	---	----	---	---	----	----	-----	---	---	------	------	---

FAMILIA, FELIX

C

HT: 6-2; **WT:** 205; **BATS:** Right; **THROWS:** Right

BORN: Oct. 13, 1998 in Santo Domingo Centro, D.R.

RESIDES: Santo Domingo, D.R.

OPENING DAY AGE: 22

SIGNED BY: Rafael Vasquez

ACQUIRED: Signed as an international free agent, Aug. 26, 2016

YEAR	CLUB	AVG	G	AB	R	H	2B	3B	HR	RBI	SAC	SF	HBP	BB	SO	SB	CS	OBP	SLG	E
2017	Dominican Royals	.207	44	145	13	30	9	0	0	18	0	4	4	11	45	2	0	.274	.269	3
2018	Dominican Royals 1	.207	54	121	14	25	1	0	0	9	4	9	27	16	4	0	0	.379	.215	3
2019	Burlington (R)	.200	2	5	0	1	0	0	0	0	0	0	0	0	1	0	0	.200	.200	1
	Surprise (R)	.200	20	60	5	12	4	0	0	2	0	0	0	5	19	1	1	.262	.267	6

2020 Did not play (no minor league season)

Minor League Totals		.205	120	331	32	68	14	0	0	29	4	8	13	43	81	7	1	.314	.248	12
---------------------	--	------	-----	-----	----	----	----	---	---	----	---	---	----	----	----	---	---	------	------	----

FERMIN, FREDDY

C

See Major League bios, page 179

FERNANDEZ, YOSMI

INF

HT: 5-11; **WT:** 165; **BATS:** Switch; **THROWS:** Right

BORN: April 15, 2004 in Santiago de los Caballeros, D.R.

RESIDES: Santiago de los Caballeros, D.R.

OPENING DAY AGE: 16

SIGNED BY: Fausto Morel

ACQUIRED: Signed as an international free agent, Feb. 8, 2021

YEAR	CLUB	AVG	G	AB	R	H	2B	3B	HR	RBI	SAC	SF	HBP	BB	SO	SB	CS	OBP	SLG	E
2021																				

2021 will be his first year in professional ball

FLORENTINO, OMAR

INF

HT: 5-9; **WT:** 155; **BATS:** Switch; **THROWS:** Right

BORN: Oct. 26, 2001 in San Juan De La Maguana, D.R.

RESIDES: San Juan De La Maguana, D.R.

OPENING DAY AGE: 19

SIGNED BY: Edis Perez

ACQUIRED: Signed as an international free agent, July 4, 2018

YEAR	CLUB	AVG	G	AB	R	H	2B	3B	HR	RBI	SAC	SF	HBP	BB	SO	SB	CS	OBP	SLG	E
2019	Dominican Royals 1	.227	57	185	37	42	8	3	2	9	1	0	1	32	42	14	6	.344	.335	10
2020																				

Did not play (no minor league season)

MINOR LEAGUE BIOS (CONT.)

FRANKLIN, A.J. (ALEXANDER JACE)

LHP

HT: 6-1; WT: 180; BATS: Left; THROWS: Left

BORN: Aug. 18, 1996 in Nashville, Tenn.

RESIDES: Lebanon, Tenn.

OPENING DAY AGE: 24

SIGNED BY: Nick Hamilton

ACQUIRED: Selected in the 17th round of the 2019 First-Year Player Draft

CAREER NOTES: 2015: Graduated from Wilson Central High School (Tenn.), where he was the left-handed District Pitcher of the Year...2016-19: Attended Vanderbilt University, where he redshirted in 2016, missed all of 2017 due to injury and made just three appearances in 2018.

YEAR	CLUB	W-L	ERA	G	GS	CG	SHO	SV	IP	H	R	ER	HR	HB	BB	SO	WP	BK	AVG
2019	Burlington (R)	1-1	8.06	13	0	0	0	1	22.1	22	21	20	4	10	19	23	3	1	.268
2020		Did not play (no minor league season)																	

FREITES, JOSÉ

OF

HT: 6-1; WT: 180; BATS: Right; THROWS: Right

BORN: Nov. 25, 2001 in El Tigre, Venezuela

RESIDES: Barcelona, Venezuela

OPENING DAY AGE: 19

SIGNED BY: Joelvis Gonzalez & Orlando Estevez

ACQUIRED: Signed as an international free agent, July 10, 2018

YEAR	CLUB	AVG	G	AB	R	H	2B	3B	HR	RBI	SAC	SF	HBP	BB	SO	SB	CS	OBP	SLG	E
2019	Dominican Royals 1	.201	51	149	14	30	7	1	1	8	0	2	7	19	27	4	2	.316	.282	3
	Dominican Royals 2	.188	13	48	6	9	1	0	0	4	0	1	1	7	9	0	1	.298	.208	1
2020		Did not play (no minor league season)																		
Minor League Totals		.198	64	197	20	39	8	1	1	12	0	3	8	26	36	4	3	.312	.264	4

GAMBRELL, GRANT

RHP

HT: 6-4; WT: 225; BATS: Left; THROWS: Right

BORN: Nov. 21, 1997 in Fresno, Calif.

RESIDES: Corvallis, Ore.

OPENING DAY AGE: 23

SIGNED BY: Joe Ross

ACQUIRED: Selected in the third round of the 2019 First-Year Player Draft

CAREER NOTES: 2016: Graduated from Buchanan High School (Calif.), where he went 12-0 with a 0.49 ERA as a senior, earning Fresno Bee Player of the Year honors...2017-19: Attended Oregon State University, where he allowed just six home runs in 142.2 innings during his collegiate career (0.38 HR/9)...2019: Went 5-3 with a 2.83 ERA (22 ER in 70.0 IP) and 80 strikeouts (10.3 K/9) in 13 starts as a junior.

YEAR	CLUB	W-L	ERA	G	GS	CG	SHO	SV	IP	H	R	ER	HR	HB	BB	SO	WP	BK	AVG
2019	Idaho Falls (R)	1-6	6.67	11	10	0	0	0	27.0	41	25	20	5	2	11	28	3	0	.347
2020		Did not play (no minor league season)																	

GARCIA, EDUARDO

INF

HT: 6-1; WT: 183; BATS: Left; THROWS: Right

BORN: Sept. 10, 2001 in Azua, D.R.

RESIDES: Azua, D.R.

OPENING DAY AGE: 19

SIGNED BY: Ramón Pena

ACQUIRED: Signed as an international free agent, Jan. 28, 2019

YEAR	CLUB	AVG	G	AB	R	H	2B	3B	HR	RBI	SAC	SF	HBP	BB	SO	SB	CS	OBP	SLG	E
2019		Did not play (injured)																		
2020		Did not play (no minor league season)																		

GARCIA, HERIBERT

RHP

HT: 6-0; WT: 190; BATS: Right; THROWS: Right

BORN: Oct. 2, 1999 in Bolivar, Venezuela

RESIDES: Bolivar, Venezuela

OPENING DAY AGE: 21

SIGNED BY: Daniel Guerrero

ACQUIRED: Signed as an international free agent, March 31, 2018

CAREER NOTES: 2018: His 0.94 ERA (5 ER in 47.2 IP) in his professional debut ranked first among Royals farmhands (min. 40 IP), and would've ranked third in the Dominican League, but he fell just shy of qualifying... allowed just one HR in 47.2 innings, including a 30-inning homerless streak to end the season.

YEAR	CLUB	W-L	ERA	G	GS	CG	SHO	SV	IP	H	R	ER	HR	HB	BB	SO	WP	BK	AVG
2018	Dominican Royals 1	4-2	0.94	11	10	0	0	0	47.2	19	7	5	1	2	7	44	4	0	.119
2019	Surprise (R)	4-3	3.28	11	7	0	0	0	49.1	51	26	18	5	4	10	40	4	0	.266
	Burlington (R)	2-1	5.54	3	2	0	0	0	13.0	15	8	8	0	2	2	12	1	0	.273
2020		Did not play (no minor league season)																	
Minor League Totals		10-6	2.54	25	19	0	0	0	110.0	85	41	31	6	8	19	96	9	0	.209

MINOR LEAGUE BIOS (CONT.)

GARCIA, MAIKEL JOSE

SS

HT: 6-0; **WT:** 145; **BATS:** Right; **THROWS:** Right

BORN: March 3, 2000 in La Sabana, Venezuela

RESIDES: La Sabana, Venezuela

OPENING DAY AGE: 21

SIGNED BY: Richard Castro

ACQUIRED: Signed as an international free agent, July 27, 2016

CAREER NOTES: **2019:** Named a Appalachian League postseason All-Star and Appalachian League Player of the Week on Aug. 4.

YEAR	CLUB	AVG	G	AB	R	H	2B	3B	HR	RBI	SAC	SF	HBP	BB	SO	SB	CS	OBP	SLG	E
2017	Dominican Royals	.223	48	157	14	35	1	1	0	7	3	1	0	12	13	9	3	.276	.242	3
2018	Surprise (R)	.228	40	149	15	34	2	1	0	9	6	0	1	15	38	13	6	.299	.255	5
	Dominican Royals 1	.194	12	36	8	7	3	0	0	2	2	0	1	8	7	7	0	.356	.278	2
2019	Burlington (R)	.286	55	220	41	63	8	4	1	34	5	4	0	25	40	19	8	.353	.373	10
	Idaho Falls (R)	.222	2	9	1	2	0	0	0	1	0	0	0	0	0	0	1	.222	.222	0
2020	Did not play (no minor league season)																			
Minor League Totals		.247	157	571	79	141	14	6	1	53	16	5	1	60	98	48	18	.317	.298	20

GARCIA, ROBERT

LHP

HT: 6-3; **WT:** 220; **BATS:** Right; **THROWS:** Left

BORN: June 14, 1996 in Manteca, Calif.

RESIDES: Manteca, Calif.

OPENING DAY AGE: 24

SIGNED BY: Josh Hallgren

ACQUIRED: Selected in the 15th round of the 2017 First-Year Player Draft

CAREER NOTES: **2014:** Graduated from Modesto Christian High School (Calif.), where he had a 0.89 ERA and 102 strikeouts as a senior...**2015-17:** Attended the University of California - Davis, where as a junior in 2017, he recorded a three-hit shutout with a career-high 11 strikeouts vs. UC Santa Barbara...went 2-1 with a 3.24 ERA in nine outings in the Cape Cod League...**2017:** Pitched 5.0 no-hit innings with six strikeouts in his fifth career start on Aug. 7 at Billings, earning his first win as a starter with Idaho Falls...**2018:** Didn't allow an earned run in his last 25.2 innings (2 unearned runs) over 12 appearances from July 16-Sept. 2, in which he held opponents to a .123 average (10-for-81) with 29 strikeouts (10.2 K/9).

YEAR	CLUB	W-L	ERA	G	GS	CG	SHO	SV	IP	H	R	ER	HR	HB	BB	SO	WP	BK	AVG	
2017	Surprise (R)	1-0	5.40	2	0	0	0	0	5.0	6	3	3	1	0	3	8	0	0	.286	
	Idaho Falls (R)	1-5	10.65	11	10	0	0	0	49.0	75	65	58	9	1	25	40	7	0	.341	
2018	Lexington (A)	0-2	2.25	13	0	0	0	1	24.0	21	13	6	0	2	11	31	3	0	.244	
	Idaho Falls (R)	0-0	1.61	10	0	0	0	3	22.1	18	5	4	1	0	8	18	1	1	.222	
2019	Wilmington (A+)	4-2	4.93	35	0	0	0	1	49.1	46	28	27	5	2	21	66	3	0	.243	
2020	Did not play (no minor league season)																			
Minor League Totals		6-9	5.89	71	10	0	0	5	149.2	166	114	98	16	5	68	163	14	1	.278	

GARZA, SAUL

C

HT: 6-3; **WT:** 225; **BATS:** Right; **THROWS:** Right

BORN: April 9, 1998 in McAllen, Texas

RESIDES: Edinburg, Texas

OPENING DAY AGE: 22

SIGNED BY: Travis Ezi

ACQUIRED: Signed as a non-drafted free agent, June 23, 2020

CAREER NOTES: **2017:** Graduated from Edinburg North High School (Texas), where he was a three-time All-State catcher for the state of Texas and also played linebacker in football and competed in the 50-meter and 100-meter freestyle for the swimming team...was selected by St. Louis in the 31st round of the First-Year Player Draft, but chose to attend Howard Junior College for his freshman and sophomore seasons...**2018:** Hit .378 as a freshman at Howard and was selected to the NJCAA Division I All-Region Team...**2019:** Transferred to Louisiana State University, where he was named to the SEC All-Tournament Team as a junior and hit .303 (44-for-145) in 50 games (42 starts)...selected by Kansas City in the 32nd round of the First-Year Player Draft, but returned to LSU for his senior season...**2020:** Led LSU with three home runs in 14 games prior to the season being suspended.

YEAR	CLUB	AVG	G	AB	R	H	2B	3B	HR	RBI	SAC	SF	HBP	BB	SO	SB	CS	OBP	SLG	E
2020	Did not play (no minor league season)																			

MINOR LEAGUE BIOS (CONT.)

GAVIN, GRANT

RHP

HT: 6-2; **WT:** 185; **BATS:** Right; **THROWS:** Right
RESIDES: Parkville, Mo.

BORN: July 10, 1995 in Kansas City, Mo.
OPENING DAY AGE: 25

SIGNED BY: Eric Briggs

ACQUIRED: Selected in the 29th round of the 2016 First-Year Player Draft

CAREER NOTES: **2013:** Graduated from St. Pius X High School (Mo.)...**2016:** Attended the University of Central Missouri, where he recorded a school-record 13 saves as a junior, most in the MIAA and sixth most in Division II...went 4-3 with a 2.64 ERA (9 ER in 30.2 IP), .195 opponents' average and 35 strikeouts in 27 appearances... named to Division II Conference Commissioner's Association and National Collegiate Baseball Writers of America All-Region Teams...earned Surprise Royals Pitcher of the Year honors, ranking among Arizona League leaders in WHIP (0.93, second), ERA (fourth) and opponents' average (.217, fourth)...was named Arizona League postseason All-Star...ranked first among Royals farmhands (min. 25.0 IP) with a 9.40 strikeout-to-walk ratio...**2017:** Earned South Atlantic League midseason All-Star honors, going 1-2 with a 1.38 ERA and 43 strikeouts in 32.2 innings (11.8 K/9) for the Legends before his promotion to Wilmington on June 22...had a 20.1-inning scoreless streak from April 18-June 2 over 12 appearances...held opponents scoreless in 30 of his 36 appearances between the two levels...ranked third among Royals farmhands in ERA (min. 50 IP) and fourth with a 10.6 K/9 (77 K in 65.1 IP)...**2018:** Recorded a 1.50 ERA (2 ER in 12.0 IP) over nine appearances in the Arizona Fall League...**2019:** Recorded 73 strikeouts in just 52.1 innings for a 12.6 K/9, second best among Royals full-season affiliate pitchers (min. 50.0 IP), trailing only Josh Staumont (13.0 K/9).

YEAR	CLUB	W-L	ERA	G	GS	CG	SHO	SV	IP	H	R	ER	HR	HB	BB	SO	WP	BK	AVG
2016	Surprise (R)	3-1	2.01	13	4	0	0	1	49.1	41	17	11	0	2	5	47	4	0	.217
2017	Lexington (A)	1-2	1.38	19	0	0	0	6	32.2	17	6	5	1	0	14	43	3	0	.152
	Wilmington (A+)	2-0	1.93	17	0	0	0	3	32.2	26	7	7	1	1	11	34	4	0	.215
2018	NW Arkansas (AA)	0-1	3.19	21	0	0	0	1	31.0	27	11	11	4	2	17	30	5	0	.237
	Wilmington (A+)	1-0	3.18	13	0	0	0	0	22.2	13	8	8	3	0	9	31	0	0	.167
2019	NW Arkansas (AA)	6-4	3.61	41	0	0	0	1	52.1	43	28	21	6	8	25	73	1	0	.223
2020		Did not play (no minor league season)																	
Minor League Totals		13-8	2.57	124	4	0	0	12	220.2	167	77	63	15	13	81	258	17	0	.207

GENTRY, TYLER

OF

HT: 6-2; **WT:** 200; **BATS:** Right; **THROWS:** Right
RESIDES: Arlington, Tenn.

BORN: Feb. 1, 1999 in Memphis, Tenn.
OPENING DAY AGE: 22

SIGNED BY: Travis Ezzi

ACQUIRED: Selected in the third round of the 2020 First-Year Player Draft

CAREER NOTES: **2017:** Attended Arlington High School (Tenn.)...**2018:** Attended Walters State Community College, where he led the Senators to the finals of the Junior College Baseball World Series...**2019:** Transferred to the University of Alabama, where as a sophomore he led the Crimson Tide in batting average (.310), hits (65), home runs (13), RBI (42), slugging percentage (.552) and total bases (116)...**2020:** Hit .429 (24-for-56) in 17 games during the shortened season, and ended his two-year career in Tuscaloosa with 17 home runs in just 266 at-bats.

YEAR	CLUB	AVG	G	AB	R	H	2B	3B	HR	RBI	SAC	SF	HBP	BB	SO	SB	CS	OBP	SLG	E
2020		Did not play (no minor league season)																		

GOMEZ, JHONNY

RHP

HT: 5-11; **WT:** 180; **BATS:** Right; **THROWS:** Right

BORN: Aug. 27, 2002 in Valencia, Venezuela
OPENING DAY AGE: 18

RESIDES: Valencia, Venezuela

SIGNED BY: Daniel Guerrero

ACQUIRED: Signed as an international free agent, Jan. 20, 2021

YEAR	CLUB	W-L	ERA	G	GS	CG	SHO	SV	IP	H	R	ER	HR	HB	BB	SO	WP	BK	AVG
2021		2021 will be his first year in professional baseball																	

GONZALEZ, ADRIAN

RHP

HT: 6-2; **WT:** 170; **BATS:** Right; **THROWS:** Right

BORN: Sept. 30, 2000 in Vicente Noble, D.R.

RESIDES: Vicente Noble, D.R.

OPENING DAY AGE: 20

SIGNED BY: Edis Perez

ACQUIRED: Signed as an international free agent, Oct. 19, 2018

YEAR	CLUB	W-L	ERA	G	GS	CG	SHO	SV	IP	H	R	ER	HR	HB	BB	SO	WP	BK	AVG
2019	Dominican Royals 1	2-1	4.56	13	0	0	0	2	25.2	27	19	13	1	4	5	13	4	1	.265
2020		Did not play (no minor league season)																	

GONZALEZ, HERARD

INF

HT: 5-11; **WT:** 167; **BATS:** Switch; **THROWS:** Right

BORN: May 16, 2001 in Villa Vasquez, D.R.

RESIDES: Villa Vasquez, D.R.

OPENING DAY AGE: 19

SIGNED BY: Edis Perez & Fabio Herrera

ACQUIRED: Signed as an international free agent, July 6, 2017

YEAR	CLUB	AVG	G	AB	R	H	2B	3B	HR	RBI	SAC	SF	HBP	BB	SO	SB	CS	OBP	SLG	E
2018	Dominican Royals 1	.216	55	167	28	36	4	0	1	15	5	0	2	24	42	22	6	.321	.257	6
2019	Surprise (R)	.308	48	159	28	49	1	2	3	24	2	4	3	31	37	3	5	.421	.396	6
2020		Did not play (no minor league season)																		
Minor League Totals		.261	103	326	56	85	5	2	4	39	7	4	5	55	79	25	11	.372	.325	12

MINOR LEAGUE BIOS (CONT.)

GONZALEZ, WILLIAMS

C

HT: 6-0; **WT:** 190; **BATS:** Right; **THROWS:** Right

BORN: Dec. 6, 2000 in Anzoategui, Venezuela

RESIDES: Anzoategui, Venezuela

OPENING DAY AGE: 20

SIGNED BY: Edis Perez

ACQUIRED: Signed as an international free agent, July 24, 2019

YEAR	CLUB	AVG	G	AB	R	H	2B	3B	HR	RBI	SAC	SF	HBP	BB	SO	SB	CS	OBP	SLG	E	
2020																					Did not play (no minor league season)

GOVERN, JIMMY

INF

HT: 5-10; **WT:** 185; **BATS:** Right; **THROWS:** Right

BORN: Dec. 11, 1996 in Libertyville, Ill.

RESIDES: Libertyville, Ill.

OPENING DAY AGE: 24

SIGNED BY: Scott Melvin

ACQUIRED: Selected in the 30th round of the 2019 First-Year Player Draft

CAREER NOTES: **2015:** Graduated from Libertyville High School (Ill.), where he was named to the IHSBCA All-State team as a senior. **2016-19:** Attended Eastern Illinois University, where he earned first team All-Ohio Valley Conference honors as the second baseman during his senior season, and ranked among the conference leaders in runs (67, 1st), total bases (142, 2nd), home runs (16, 3rd) slugging percentage (.618, 4th) and doubles (16, 5th)...**2019:** Hit for the cycle on March 13 vs. Alabama State and had a two-homer, five-RBI game on May 18 vs. VMI...named Surprise Player of the Year in his pro debut, after leading the Arizona League in on-base percentage (.492) and OPS (1.120) and ranked among the league leaders in doubles (tied for 2nd), walks (tied for 2nd), batting average (3rd), extra-base hits (26, tied for 3rd), slugging percentage (.628, 4th) and total bases (98, 4th)...named to the Arizona League postseason All-Star team and was promoted to Omaha (AAA) for six games, where he hit home runs on back-to-back days from Sept. 1-2.

YEAR	CLUB	AVG	G	AB	R	H	2B	3B	HR	RBI	SAC	SF	HBP	BB	SO	SB	CS	OBP	SLG	E
2019	Omaha (AAA)	.333	6	21	3	7	1	0	2	5	0	0	0	0	6	0	0	.333	.667	0
	Surprise (R)	.365	46	156	33	57	17	3	6	33	0	2	7	34	20	6	3	.492	.628	8
	Idaho Falls (R)	.083	3	12	1	1	1	0	0	2	0	0	0	4	0	0	0	.083	.167	0

2020																					Did not play (no minor league season)
Minor League Totals		.344	55	189	37	65	19	3	8	40	0	2	7	34	30	6	3	.457	.603	8	

GRAY, PEYTON

RHP

HT: 6-3; **WT:** 200; **BATS:** Right; **THROWS:** Right

BORN: June 2, 1995 in Columbus, Ind.

RESIDES: Columbus, Ind.

OPENING DAY AGE: 25

ACQUIRED: Signed as a minor league free agent, Sept. 29, 2020

CAREER NOTES: **2014:** Graduated from Columbus East High School (Ind.), where he was a four-year letter winner in baseball and a three-year varsity letter winner in basketball...also was captain of the bowling team and recorded several 300 games...**2015:** Attended Western Michigan, where he made 20 appearances as a freshman...**2016:** Transferred to Gulf Coast State College, where he made 18 appearances (11 starts), in which he went 8-1 with one save...**2017:** Transferred to Florida Gulf Coast University, where he played baseball for his junior and senior (2018) seasons...**2018:** Signed with Colorado as an undrafted free agent and went 4-0 with over 16 relief appearances in his professional debut...**2019:** Suffered a shoulder injury during Spring Training, which limited him to just two appearances in July...**2020:** Released by Colorado, Feb. 19, and signed with Kansas City, Sept. 29...pitched for the Milwaukee Milkmen of the American Association Independent League, going 3-0 with 14 saves and 32.0 scoreless innings over 30 appearances...he recorded 56 strikeouts (15.8 K/9).

YEAR	CLUB	W-L	ERA	G	GS	CG	SHO	SV	IP	H	R	ER	HR	HB	BB	SO	WP	BK	AVG
2018	Boise (A)	4-0	2.11	16	0	0	0	0	21.1	12	6	5	3	1	3	36	2	0	.158
2019	Grand Junction (R)	0-0	0.00	1	0	0	0	0	1.0	0	0	0	0	0	0	2	0	0	.000
	Boise (A)	0-0	4.50	1	0	0	0	0	2.0	3	1	1	1	0	0	3	0	0	.333

2020																					Did not play (no minor league season)
Minor League Totals		4-0	2.22	18	0	0	0	0	24.1	15	7	6	4	1	3	41	2	0	.170		

MINOR LEAGUE BIOS (CONT.)

GRIFFIN, FOSTER

LHP

HT: 6-3; **WT:** 200; **BATS:** Right; **THROWS:** Left
RESIDES: Orlando, Fla.

BORN: July 27, 1995 in Orlando, Fla.
OPENING DAY AGE: 25

SIGNED BY: Jim Buckley

ACQUIRED: Selected in the first round (28th overall) of the 2014 First-Year Player Draft

CAREER NOTES: **2014:** Graduated from The First Academy (Fla.), where he posted a 1.55 ERA and 99 strikeouts in 58.2 innings as a senior...bypassed an opportunity to pitch at Ole Miss by signing with the Royals...**2017:** Named Paul Splittorff Minor League Pitcher of the Year, Northwest Arkansas Pitcher of the Year and a Carolina League midseason All-Star, going a combined 15-7 with a 3.35 ERA in 28 starts...his 15 wins were the most by a Royals minor leaguer since Jake Odorizzi (15) in 2012...was selected to the SiriusXM All-Star Futures Game in Miami...**2018:** Led the Texas League in innings and tied for first in starts, tied for third in wins and ranked fourth in strikeouts...was named a Texas League midseason All-Star and had a seven-start win streak from July 19-Aug. 24...**2019:** Named a Pacific Coast League All-Star and ranked fourth in the PCL in starts and ninth in innings and strikeouts...**2020:** Made his Major League debut on July 27 in Detroit—his 25th birthday—and pitched 1.2 scoreless innings to earn his first career win...became the first Royals player (position player or pitcher) to debut in the Majors on his birthday, and the 26th pitcher on any team to make his debut on his birthday, the first since Cleveland's Shane Bieber on May 31, 2018...he retired five of the six batters he faced (1 reached on an error) in the third and fourth innings when the Royals offense combined for nine runs, to become the third pitcher since at least 1901 to earn the win in his Major League debut on his birthday, joining Edwin Jackson on Sept. 9, 2003 at Arizona and Zach Day on June 15, 2002 at Montreal...Griffin was the 19th Royal to win in his Major League debut, the first since Eric Skoglund (May 30, 2017) and the ninth to do it in relief (last: Scott Bankhead on May 26, 1986)...he exited his debut with a strained left forearm and missed the remainder of the season...was designated for assignment on Dec. 1 and was re-signed to a minor league deal on Dec. 12.

YEAR	CLUB	W-L	ERA	G	GS	CG	SHO	SV	IP	H	R	ER	HR	HB	BB	SO	WP	BK	AVG
2014	Burlington (R)	0-2	3.21	11	11	0	0	0	28.0	19	10	10	2	1	12	19	4	0	.186
2015	Lexington (A)	4-6	5.44	22	22	0	0	0	102.2	123	73	62	8	3	35	71	12	1	.296
2016	Lexington (A)	1-4	3.38	7	7	0	0	0	37.1	35	25	14	3	0	9	29	2	1	.243
	Wilmington (A+)	5-10	6.23	20	20	0	0	0	95.1	130	79	66	9	6	43	76	10	0	.330
2017	Wilmington (A+)	4-2	2.86	10	10	0	0	0	56.2	43	19	18	2	1	20	60	6	0	.210
	NW Arkansas (AA)	11-5	3.61	18	18	0	0	0	104.2	108	46	42	11	1	34	81	1	0	.271
2018	NW Arkansas (AA)	10-12	5.13	28	26	0	0	0	152.2	197	94	87	20	0	40	117	7	0	.315
2019	Omaha (AAA)	8-6	5.23	25	25	0	0	0	130.2	134	86	76	20	8	64	111	5	0	.259
2020	KANSAS CITY	1-0	0.00	1	0	0	0	0	1.2	0	0	0	0	0	0	1	0	0	.000
Minor League Totals		43-47	4.77	141	139	0	0	0	708.0	789	432	375	75	20	257	564	47	2	.282

GRULLON, FRANCIS

INF

HT: 5-10; **WT:** 170; **BATS:** Switch; **THROWS:** Right
RESIDES: Santo Domingo Centro, D.R.

BORN: Oct. 13, 2000 in Santo Domingo Centro, D.R.
OPENING DAY AGE: 20

SIGNED BY: Edis Perez & Fabio Herrera

ACQUIRED: Signed as an international free agent, July 8, 2017

YEAR	CLUB	AVG	G	AB	R	H	2B	3B	HR	RBI	SAC	SF	HBP	BB	SO	SB	CS	OBP	SLG	E
2018	Dominican Royals 2	.205	47	151	22	31	8	1	0	10	2	1	3	19	29	7	4	.305	.272	14
2019	Dominican Royals 1	.243	38	111	22	27	5	2	3	18	4	4	1	22	13	9	6	.362	.405	6
	Dominican Royals 2	.333	19	66	17	22	3	1	1	11	0	0	0	11	5	6	1	.429	.455	5
2020	Did not play (no minor league season)																			
Minor League Totals		.244	104	328	61	80	16	4	4	39	6	5	4	52	47	22	11	.350	.354	25

GUZMAN, DIEGO

INF

HT: 6-1; **WT:** 170; **BATS:** Right; **THROWS:** Right
RESIDES: Puerto La Cruz, Venezuela

BORN: Sept. 12, 2003 in Barcelona, Venezuela
OPENING DAY AGE: 17

SIGNED BY: Alberto Garcia, Joelvis Gonzalez

ACQUIRED: Signed as an international free agent, Jan. 15, 2021

YEAR	CLUB	AVG	G	AB	R	H	2B	3B	HR	RBI	SAC	SF	HBP	BB	SO	SB	CS	OBP	SLG	E
2021	2021 will be his first year in professional baseball																			

GUZMÁN, JEISON

INF

See Major League Bios, page 180

MINOR LEAGUE BIOS (CONT.)

HAAKE, ZACH

RHP

HT: 6-4; WT: 186; BATS: Right; THROWS: Right
RESIDES: Breese, Ill.

BORN: Oct. 8, 1996 in Belleville, Ill.
OPENING DAY AGE: 24

SIGNED BY: Mike Farrell

ACQUIRED: Selected in the sixth round of the 2018 First-Year Player Draft

CAREER NOTES: 2015: Graduated from Mater Dei Catholic High School (Ill.), where he was a four-year letterman...**2016:** Began his collegiate career at Arkansas State...**2017:** Transferred to John A. Logan Junior College, where he went 8-1 with a 2.52 ERA (22 ER in 78.2 IP) and 91 strikeouts (10.4 K/9)...**2018:** Entered the year No. 54 among Baseball America's draft prospects...transferred to the University of Kentucky, where he made 15 appearances (6 starts) with 36 strikeouts in 34.0 innings...**2019:** Allowed one earned run or fewer in each of his first six starts, a stretch in which he went 1-3 despite a 1.48 ERA (5 ER in 30.1 IP)...recorded a career-high 12 strikeouts with no walks over 6.0 innings on April 27 vs. Greenville...recorded 14.0 consecutive scoreless innings over three starts from July 25-Aug. 6...had a 1.74 ERA (2 ER in 10.1 IP) in two postseason starts, including 6.0 scoreless, no-hit innings in Lexington's South Atlantic League title-clinching Game 4...last name is pronounced "hockey."

YEAR CLUB	W-L	ERA	G	GS	CG	SHO	SV	IP	H	R	ER	HR	HB	BB	SO	WP	BK	AVG	
2018 Surprise (R)	0-0	1.86	5	4	0	0	0	9.2	7	2	2	1	1	2	10	0	0	.200	
Idaho Falls (R)	0-0	1.59	2	2	0	0	0	5.2	2	1	1	0	0	2	4	0	0	.111	
2019 Lexington (A)	4-6	2.85	18	18	0	0	0	75.2	60	32	24	2	2	36	90	3	1	.221	
Idaho Falls (R)	0-0	0.00	1	1	0	0	0	4.1	2	0	0	0	1	3	4	0	0	.154	
2020	Did not play (no minor league season)																		
Minor League Totals	4-6	2.55	26	25	0	0	0	95.1	71	35	27	3	4	43	108	3	1	.210	

HANCOCK, WILLIAM

C

HT: 6-2; WT: 200; BATS: Left; THROWS: Right
RESIDES: Little Rock, Ark.

BORN: Oct. 31, 1996 in Little Rock, Ark.
OPENING DAY AGE: 24

SIGNED BY: Matt Price

ACQUIRED: Selected in the 31st round of the 2018 First-Year Player Draft

CAREER NOTES: 2015: Graduated from Little Rock Catholic High School (Ark.), where he was a 7A All-State selection as a senior...**2018:** Hit .280/.349/.393 (47-for-168) with a career-high five HR as a junior at the University of Central Arkansas, including a walk-off HR on April 15 vs. UT Martin...joined UCA teammates RHP Tyler Gray (7th round) and OF Hunter Strong (25th round) as 2018 Royals Draft picks.

YEAR CLUB	AVG	G	AB	R	H	2B	3B	HR	RBI	SAC	SF	HBP	BB	SO	SB	CS	OBP	SLG	E
2018 Surprise (R)	.200	6	20	1	4	1	0	0	1	0	1	0	1	9	0	0	.227	.250	0
Burlington (R)	.224	24	76	6	17	5	1	1	7	0	2	4	8	25	0	1	.322	.355	0
2019 Burlington (R)	.262	47	172	16	45	10	2	0	15	1	1	3	19	54	0	0	.344	.343	1
2020	Did not play (no minor league season)																		
Minor League Totals	.246	77	268	23	66	16	3	1	23	1	4	7	28	88	0	1	.329	.340	1

HEASLEY, JON

RHP

See Major League Bios, page 181

HENRY, ISAIAH

OF

HT: 6-3; WT: 185; BATS: Right; THROWS: Right
RESIDES: Houston, Texas

BORN: March 22, 1999 in Houston, Texas
OPENING DAY AGE: 22

SIGNED BY: Justin Lehr

ACQUIRED: Selected in the 14th round of the 2017 First-Year Player Draft

CAREER NOTES: 2017: Graduated from North Shore High School (Texas), where he was a two-way player...also played running back and wide receiver for the football team that won the 2015 Texas 6A/Division I State Championship...attended Major League Baseball's Development Pipeline event in Houston in January...**2019:** Recorded career highs across the board, including six homers in 207 at-bats, after recording no homers in his previous 224 at-bats from 2017-18...hit .333 (7-for-21) with a team-high two home runs during the postseason, including a home run in the seventh inning of Idaho Falls' Pioneer League title-clinching Game 3.

YEAR CLUB	AVG	G	AB	R	H	2B	3B	HR	RBI	SAC	SF	HBP	BB	SO	SB	CS	OBP	SLG	E
2017 Surprise (R)	.202	32	99	13	20	1	1	0	3	0	0	2	18	43	7	6	.336	.232	4
2018 Surprise (R)	.275	24	69	9	19	2	3	0	6	1	1	0	7	30	2	1	.338	.391	1
Burlington (R)	.214	17	56	12	12	2	1	0	5	1	0	0	9	30	2	1	.323	.286	0
2019 Idaho Falls (R)	.232	60	207	27	48	6	4	6	29	0	1	1	26	105	14	5	.319	.386	5
2020	Did not play (no minor league season)																		
Minor League Totals	.230	133	431	61	99	11	9	6	43	2	2	3	60	208	25	13	.327	.339	10

HERNANDEZ, BEN

RHP

HT: 6-2; WT: 210; BATS: Right; THROWS: Right
RESIDES: Chicago, Ill.

BORN: July 1, 2001 in Chicago, Ill.
OPENING DAY AGE: 19

SIGNED BY: Scott Melvin

ACQUIRED: Selected in the second round of the 2020 First-Year Player Draft

CAREER NOTES: 2020: Graduated from De Le Salle Institute (Ill.), where he went 4-2 with a 1.81 ERA and 67 strikeouts in 45.0 innings as a junior in 2019...did not pitch in 2020 due to the coronavirus outbreak...named the "best pitcher" in the inaugural Prospect Development Pipeline League, according to MLB.com, in which he recorded 6.0 hitless innings over three outings...struck out the side in the ninth inning of the 2019 Under Armour All-America Game...was committed to the University of Illinois at Chicago before signing with Kansas City.

YEAR CLUB	W-L	ERA	G	GS	CG	SHO	SV	IP	H	R	ER	HR	HB	BB	SO	WP	BK	AVG	
2020	Did not play (no minor league season)																		

MINOR LEAGUE BIOS (CONT.)

HERNANDEZ, DIEGO

OF

HT: 6-0; **WT:** 150; **BATS:** Left; **THROWS:** Left
RESIDES: Santo Domingo Este, D.R.

BORN: Nov. 21, 2000 in Santo Domingo Este, D.R.
OPENING DAY AGE: 20

SIGNED BY: Fabio Herrera & Felix Francisco

ACQUIRED: Signed as an international free agent, July 8, 2017

CAREER NOTES: 2018: Limited to just 10 games in his professional debut, due to a season-ending ankle injury.

YEAR	CLUB	AVG	G	AB	R	H	2B	3B	HR	RBI	SAC	SF	HBP	BB	SO	SB	CS	OBP	SLG	E
2018	Dominican Royals 1	.325	10	40	7	13	0	1	0	3	0	1	1	4	4	5	3	.391	.375	0
2019	Surprise (R)	.283	39	159	20	45	4	1	1	19	3	1	1	10	33	7	5	.327	.340	1
	Burlington (R)	.214	3	14	1	3	0	0	0	1	0	0	0	0	1	1	1	.214	.214	0
2020	Did not play (no minor league season)																			
Minor League Totals		.286	52	213	28	61	4	2	1	23	3	2	2	14	38	13	9	.333	.338	1

HERNANDEZ, MIGUEL

RHP

HT: 6-0; **WT:** 174; **BATS:** Right; **THROWS:** Right
RESIDES: Santo Domingo, D.R.

BORN: Oct. 26, 2001 in Peravia, D.R.
OPENING DAY AGE: 19

SIGNED BY: Daniel Guerrero & Orlando Estevez

ACQUIRED: Signed as an international free agent, Sept. 2, 2019

YEAR	CLUB	W-L	ERA	G	GS	CG	SHO	SV	IP	H	R	ER	HR	HB	BB	SO	WP	BK	AVG	
2020	Did not play (no minor league season)																			

HERNANDEZ, OMAR

C

HT: 5-11; **WT:** 170; **BATS:** Switch; **THROWS:** Right
RESIDES: Barcelona, Spain

BORN: Dec. 10, 2001 in La Habana, Cuba
OPENING DAY AGE: 19

SIGNED BY: Nick Leto & Rene Francisco

ACQUIRED: Signed as an international free agent, Aug. 17, 2018

YEAR	CLUB	AVG	G	AB	R	H	2B	3B	HR	RBI	SAC	SF	HBP	BB	SO	SB	CS	OBP	SLG	E
2019	Surprise (R)	.290	36	131	21	38	7	1	0	16	2	2	4	8	20	2	1	.345	.359	8
2020	Did not play (no minor league season)																			

HICKLEN, BREWER (CHARLES)

OF

HT: 6-2; **WT:** 208; **BATS:** Right; **THROWS:** Right
RESIDES: Huntsville, Ala.

BORN: Feb. 9, 1996 in Huntsville, Ala.
OPENING DAY AGE: 25

SIGNED BY: Nick Hamilton

ACQUIRED: Selected in the seventh round of the 2017 First-Year Player Draft

CAREER NOTES: 2014: Graduated from Huntsville High School (Ala.), where he was named Louisville Slugger High School All-America Catcher Honorable Mention as a senior...earned National High School Invitational All-Tournament honors as the quarterback of the football team...2015-17: Attended the University of Alabama at Birmingham, where he redshirted in 2015...planned to play football and baseball at UAB, before the school's football program was shut down after the 2014 season...2016: Named Conference USA All-Freshman Team after leading the team in walks (38), runs (37), steals (22) and triples (four)...2017: Earned All-Conference USA Second-Team honors after batting .328/.422/.586 (61-for-186) with 26 extra-base hits, 31 RBI and a conference-best 17 steals in 21 attempts...had a 19-game hitting streak, four shy of the school record, and ended the season on a 41-game on-base streak...became the highest player drafted out of UAB when the Royals selected him in the seventh round (210th overall)...reached safely in 36 of 39 games in his pro debut...2018: Named MiLB.com Organization All-Star...ranked among Royals minor league leaders in stolen bases (3rd), HR (5th) and RBI (5th)...his 29 steals in just 82 games at Lexington ranked fifth in the South Atlantic League...2019: Named Wilmington Player of the Year after ranking among the Carolina League leaders in steals (1st), runs (3rd), triples (tied for 3rd), home runs (tied for 4th), on-base percentage (.363, 6th), slugging percentage (.427, 6th) and OPS (.790, 6th)...homered in three consecutive games from Aug. 6-8 and homered twice in the first game of a doubleheader on Aug. 21...the next day, he became the first player in Wilmington history to hit three home runs in a single game, en route to earning League Player of the Week honors.

YEAR	CLUB	AVG	G	AB	R	H	2B	3B	HR	RBI	SAC	SF	HBP	BB	SO	SB	CS	OBP	SLG	E
2017	Surprise (R)	.348	19	69	19	24	3	3	3	13	0	1	3	9	24	13	3	.439	.609	0
	Idaho Falls (R)	.299	20	99	19	26	8	2	1	10	0	0	3	9	22	3	1	.384	.471	0
2018	Wilmington (A+)	.211	22	71	11	15	4	0	1	3	2	0	1	4	26	6	0	.263	.310	0
	Lexington (A)	.307	82	306	59	94	18	3	17	65	0	4	13	24	98	29	6	.378	.552	2
2019	Wilmington (A+)	.263	125	419	70	110	13	7	14	51	4	3	13	55	140	*39	14	.363	.427	4
2020	Did not play (no minor league season)																			
Minor League Totals		.283	268	952	178	269	46	15	36	142	6	8	33	101	310	90	24	.368	.476	6

MINOR LEAGUE BIOS (CONT.)

HOLLIE, DAVID

OF

HT: 6-2; **WT:** 190; **BATS:** Right; **THROWS:** Right

BORN: Oct. 25, 1999 in Hephzibah, Ga.

RESIDES: Hephzibah, Ga.

OPENING DAY AGE: 21

SIGNED BY: Nick Hamilton

ACQUIRED: Selected in the 37th round of the 2018 First-Year Player Draft

CAREER NOTES: 2018: Graduated from Cross Creek High School (Ga.), where he hit .522 (40-for-75) with 15 extra-base hits, 25 RBI and 16 stolen bases in 27 games as a senior...in 93 games during his high school career, he hit .465 (131-for-282) with 21 HR and 111 RBI...was committed to play at Georgia Southern University before signing with Kansas City...2019: Named Appalachian League Player of the Week for the period of July 15-21, a stretch in which he hit .467 (7-for-15) with 10 runs scored, four home runs and seven RBI in five games.

YEAR	CLUB	AVG	G	AB	R	H	2B	3B	HR	RBI	SAC	SF	HBP	BB	SO	SB	CS	OBP	SLG	E
2018	Surprise (R)	.225	38	129	11	29	6	2	2	19	0	1	0	12	42	4	2	.289	.349	2
2019	Burlington (R)	.163	45	166	22	27	7	1	6	25	0	1	8	13	87	2	1	.255	.325	1
2020	Did not play (no minor league season)																			
Minor League Totals		.190	83	295	33	56	13	3	8	44	0	2	8	25	129	6	3	.270	.336	3

HUGHES, GAGE

INF

HT: 6-1; **WT:** 170; **BATS:** Switch; **THROWS:** Right

BORN: Aug. 15, 1999 in Portsmouth, Ohio

RESIDES: Portsmouth, Ohio

OPENING DAY AGE: 21

SIGNED BY: Mike Farrell

ACQUIRED: Selected in the 24th round of the 2018 First-Year Player Draft

CAREER NOTES: 2018: Graduated from Greenup County High School (Ohio), where he hit .439/.586/.837 with 25 extra-base hits and 45 RBI in 169 plate appearances as a senior...named Rawlings-Perfect Game Honorable Mention All-American...also was a standout player in basketball, scoring more than 2,000 points in his high school career...was committed to play baseball at the University of Cincinnati before signing with Kansas City.

YEAR	CLUB	AVG	G	AB	R	H	2B	3B	HR	RBI	SAC	SF	HBP	BB	SO	SB	CS	OBP	SLG	E
2018	Surprise (R)	.208	26	96	11	20	6	2	0	7	1	1	3	6	25	5	2	.274	.313	4
2019	Did not play (injured)																			
2020	Did not play (no minor league season)																			

HUTCHINS, NICK

C

HT: 6-1; **WT:** 200; **BATS:** Right; **THROWS:** Right

BORN: Nov. 17, 1995 in Franklin, Tenn.

RESIDES: Franklin, Tenn.

OPENING DAY AGE: 25

SIGNED BY: Scott Melvin

ACQUIRED: Selected in the 27th round of the 2017 First-Year Player Draft

CAREER NOTES: 2014: Graduated from Franklin High School (Tenn.), where he was a four-year starter...hit .467 with seven home runs and 42 RBI as a senior, earning 11-AAA Player of the Year honors...2015-17: Attended Southern Illinois, where as a junior, he was named to the Johnny Bench Award Watchlist, the award that is given to the top collegiate catcher...2018: Tied for the Idaho Falls team lead with seven home runs.

YEAR	CLUB	AVG	G	AB	R	H	2B	3B	HR	RBI	SAC	SF	HBP	BB	SO	SB	CS	OBP	SLG	E
2017	Burlington (R)	.313	9	32	3	10	3	1	1	4	0	0	1	4	10	0	0	.405	.563	0
	Wilmington (A+)	.167	2	6	0	1	0	0	0	0	0	0	0	0	2	0	0	.167	.167	0
	Lexington (A)	.194	9	31	2	6	2	0	1	4	1	1	1	0	14	0	0	.212	.355	2
2018	Idaho Falls (R)	.292	48	178	35	52	19	0	7	40	0	3	6	20	40	0	0	.377	.517	4
2019	NW Arkansas (AA)	.219	9	32	4	7	1	0	0	3	1	0	0	0	14	1	0	.219	.250	1
	Lexington (A)	.261	67	245	29	64	18	0	5	24	0	2	6	9	59	2	2	.302	.396	2
2020	Did not play (no minor league season)																			
Minor League Totals		.267	144	524	73	140	43	1	14	75	2	6	14	33	139	3	2	.324	.433	9

ISBEL, KYLE

OF

See Major League bios, page 182

JACKSON, KEVON

OF

HT: 5-9; **WT:** 180; **BATS:** Right; **THROWS:** Right

BORN: June 14, 2000 in Queen Creek, Ariz.

RESIDES: Queen Creek, Ariz.

OPENING DAY AGE: 20

SIGNED BY: Ken Muñoz

ACQUIRED: Selected in the ninth round of the 2018 First-Year Player Draft

CAREER NOTES: 2018: Graduated from Queen Creek High School (Ariz.), where he hit .364 (36-for-99) as a senior with 12 extra-base hits and 24 stolen bases (29 attempts) in 29 games...took second place in the AIA DII 100 meters race at the state championships on May 2, with a personal record of 21.81...he was the first player drafted by Kansas City who was born in the 21st century...was committed to Cochise Community College (Ariz.) before signing with the Royals.

YEAR	CLUB	AVG	G	AB	R	H	2B	3B	HR	RBI	SAC	SF	HBP	BB	SO	SB	CS	OBP	SLG	E
2018	Surprise (R)	.178	38	101	14	18	1	3	0	7	0	0	2	20	47	7	3	.325	.248	2
2019	Burlington (R)	.154	49	149	28	23	7	1	1	13	1	1	2	29	65	10	3	.298	.235	1
2020	Did not play (no minor league season)																			
Minor League Totals		.164	87	250	42	41	8	4	1	20	1	1	4	49	112	17	6	.309	.240	3

MINOR LEAGUE BIOS (CONT.)

JAQUEZ, RUBENDY

INF

HT: 5-11; **WT:** 174; **BATS:** Switch; **THROWS:** Right
RESIDES: Salcedo, D.R.

BORN: Feb. 13, 1999 in Salcedo, D.R.
OPENING DAY AGE: 22

SIGNED BY: Fausto Morel

ACQUIRED: Signed as an international free agent, Sept. 7, 2015

CAREER NOTES: **2017:** Named Dominican Royals Player of the Year, leading the team in games (62), at-bats (210), steals (19) and total bases (71)...made starts at first base (20) and second base (39), committing just four errors in 371 total chances (.989 fielding percentage)...**2018:** Named Surprise Player of the Year after batting .303/.389/.448 (50-for-165) in 46 games with Surprise, including 16 steals, third most in the Arizona League... named Surprise's Player of the Month in June and July...**2019:** Ranked fifth among Royals farmhands and seventh in the South Atlantic League with 30 stolen bases...hit .333 (8-for-24) in six postseason games.

YEAR	CLUB	AVG	G	AB	R	H	2B	3B	HR	RBI	SAC	SF	HBP	BB	SO	SB	CS	OBP	SLG	E
2016	Dominican Royals	.240	47	129	20	31	5	0	0	9	1	0	5	22	20	5	6	.372	.279	8
2017	Dominican Royals	.267	62	210	19	56	8	2	1	18	3	1	0	32	41	19	8	.362	.338	4
2018	Surprise (R)	.303	46	165	27	50	6	3	4	27	1	1	2	22	34	16	5	.389	.448	7
	Idaho Falls (R)	.387	9	31	5	12	2	0	0	5	1	1	0	6	6	2	2	.474	.452	3
2019	Lexington (A)	.243	114	403	65	98	20	3	6	44	10	5	4	44	102	30	5	.320	.352	23
2020	Did not play (no minor league season)																			
Minor League Totals		.263	278	938	136	247	41	8	11	103	16	8	11	126	203	72	26	.355	.359	45

JIN, WOYOUNG

RHP

HT: 6-2; **WT:** 210; **BATS:** Right; **THROWS:** Right
RESIDES: Seoul, South Korea

BORN: Feb. 5, 2001 in Seoul, South Korea
OPENING DAY AGE: 20

SIGNED BY: Hyunsung Kim & Phil Dale

ACQUIRED: Signed as an international free agent, Aug. 24, 2018

CAREER NOTES: In his professional debut, ranked among the Arizona League leaders in wins (tied for 3rd) and ERA (6th).

YEAR	CLUB	W-L	ERA	G	GS	CG	SHO	SV	IP	H	R	ER	HR	HB	BB	SO	WP	BK	AVG	
2019	Surprise (R)	6-2	2.35	14	1	0	0	2	46.0	33	14	12	3	2	13	54	11	0	.202	
2020	Did not play (no minor league season)																			

JONES, TRAVIS

INF/OF

HT: 6-4; **WT:** 195; **BATS:** Right; **THROWS:** Right
RESIDES: Humble, Texas

BORN: Sept. 29, 1995 in Humble, Texas
OPENING DAY AGE: 25

SIGNED BY: Justin Lehr

ACQUIRED: Selected in the 29th round of the 2017 First-Year Player Draft

CAREER NOTES: **2014:** Graduated from Atascocita High School (Texas), where he lettered for four years as the starting shortstop and lettered for three years as a wide receiver on the football team...selected in the 39th round by the Texas Rangers, but did not sign...**2015-17:** Attended the University of Texas...**2016:** Earned Academic All-Big 12 Baseball First-Team honors as a sophomore, batting .300/.395/.411 in 50 games...**2017:** Hit .253/.393/.401 with 23 extra-base hits and 32 RBI in a team-high 63 games as a junior...named the inaugural recipient of the James and Huston Street Longhorn Award, given to the player who most embodies what it means to be a Longhorn through leadership, selflessness and integrity, both on and off the field...reached safely in 20 of his first 22 games as a pro, batting .434/.480/.578 (36-for-83) during that stretch...recorded multiple hits in 24 of 58 games, including two five-hit efforts: July 21 at Helena and Aug. 8 at Billings...ranked first among Royals farmhands in average (.364), on-base percentage (.445) and second in slugging percentage (.541) to only Jorge Soler (min. 250 plate appearances)...also ranked sixth with 24 steals, despite not making his debut until June 25...**2018:** Led Royals farmhands with 36 hit-by-pitches, 22 more than anyone else...his 36 HBP also led all minor league players (all levels), eight more than anyone else...his .402 on-base percentage ranked first among Royals farmhands (min. 350 plate appearances), and his 31 steals ranked sixth...**2019:** Missed almost three months due to injury, but played in 12 games for the Surprise Sugaros of the Arizona Fall League...also had a .400 on-base percentage in six playoff games with Idaho Falls.

YEAR	CLUB	AVG	G	AB	R	H	2B	3B	HR	RBI	SAC	SF	HBP	BB	SO	SB	CS	OBP	SLG	E
2017	Surprise (R)	.485	9	33	10	16	1	1	0	6	0	0	4	4	2	4	2	.585	.576	0
	Burlington (R)	.391	7	23	3	9	3	0	0	4	0	2	0	1	3	0	0	.385	.522	0
	Idaho Falls (R)	.335	42	164	40	55	15	3	4	42	1	4	10	18	32	20	3	.423	.537	4
2018	Wilmington (A+)	.298	67	205	31	61	4	1	2	18	2	0	22	29	54	17	5	.438	.356	9
	Lexington (A)	.285	62	228	41	65	13	1	5	32	0	2	14	17	56	14	7	.368	.417	9
2019	NW Arkansas (AA)	.262	59	195	26	51	8	1	3	18	1	2	8	21	59	16	5	.354	.359	9
	Idaho Falls (R)	.304	7	23	5	7	1	1	1	6	0	0	2	4	7	0	0	.448	.565	0
	Surprise (R)	.000	1	2	0	0	0	0	0	1	0	0	1	1	1	0	0	.500	.000	0
2020	Did not play (no minor league season)																			
Minor League Totals		.302	254	873	156	264	45	8	15	127	4	10	61	95	214	71	22	.404	.424	31

KALISH, JAKE

LHP

See Major League bios, pages 183-184

MINOR LEAGUE BIOS (CONT.)

KAUFMAN, RYLAN

LHP

HT: 6-4; **WT:** 190; **BATS:** Left; **THROWS:** Left

BORN: June 23, 1999 in Galveston, Texas

RESIDES: Friendswood, Texas

OPENING DAY AGE: 21

SIGNED BY: Sean Gallagher

ACQUIRED: Selected in the 12th round of the 2018 First-Year Player Draft

CAREER NOTES: **2017:** Graduated from Friendswood High School (Texas)...selected by Milwaukee in the 31st round of the First-Year Player Draft, but did not sign...named Rawlings-Perfect Game Honorable Mention All-American...**2018:** Went 7-1 with a 2.18 ERA (13 ER in 53.2 IP) and 59 strikeouts (9.89 K/9) in 14 outings (12 starts) as a freshman at San Jacinto College.

YEAR	CLUB	W-L	ERA	G	GS	CG	SHO	SV	IP	H	R	ER	HR	HB	BB	SO	WP	BK	AVG
2018	Idaho Falls (R)	0-0	3.60	2	2	0	0	0	5.0	2	2	1	0	0	1	7	0	0	.111
	Surprise (R)	0-1	9.00	2	2	0	0	0	2.0	4	3	2	0	0	1	1	1	0	.400
2019	Idaho Falls (R)	0-0	3.60	1	1	0	0	0	5.0	4	2	2	0	1	1	3	0	0	.222
	Burlington (R)	0-1	12.00	1	1	0	0	0	3.0	4	4	4	0	1	5	0	0	1	.333
2020	Did not play (no minor league season)																		
Minor League Totals		0-2	5.40	6	6	0	0	0	15.0	14	11	9	0	2	8	11	1	1	.241

KLEIN, WILL

RHP

HT: 6-5; **WT:** 230; **BATS:** Right; **THROWS:** Right

BORN: Nov. 28, 1999 in Maryville, Tenn.

RESIDES: Bloomington, Ind.

OPENING DAY AGE: 21

SIGNED BY: Scott Melvin

ACQUIRED: Selected in the fifth round of the 2020 First-Year Player Draft

CAREER NOTES: **2017:** Graduated from Bloomington North High School (Ind.), where he earned first team All-Conference honors and recorded a 1.98 ERA with 30 strikeouts in 17.2 innings as a senior...**2019:** Named best pitcher in the Northwoods League by Baseball America, after going 2-2 with a 0.86 ERA (2 ER in 21.0 IP), 38 strikeouts (16.3 K/9) and seven saves for Lakeshore, earning league All-Star honors...**2020:** Had a team-high 33 strikeouts (12.2 K/9) and a 3.33 ERA (9 ER in 24.1 IP) in four starts as a junior at Eastern Illinois.

YEAR	CLUB	W-L	ERA	G	GS	CG	SHO	SV	IP	H	R	ER	HR	HB	BB	SO	WP	BK	AVG
2020	Did not play (no minor league season)																		

KOWAR, JACKSON

RHP

See Major League bios, page 185

LACY, ASA

LHP

See Major League bios, page 186

LAMBRIGHT, AUSTIN

LHP

HT: 6-3; **WT:** 205; **BATS:** Left; **THROWS:** Left

BORN: Aug. 26, 1994 in Anacortes, Wash.

RESIDES: Friday Harbor, Wash.

OPENING DAY AGE: 26

SIGNED BY: Chad Lee

ACQUIRED: Selected in the 10th round of the 2018 First-Year Player Draft

CAREER NOTES: **2013:** Graduated from Friday Harbor High School (Wash.)...**2014-17:** Spent the first four seasons of his college career at Abilene Christian University (Texas), where he pitched in 30 games as a freshman and sophomore before missing the 2016 season due to Tommy John surgery...returned to record 57.0 innings with 65 strikeouts in 15 outings in 2017...**2018:** Transferred to the University of Central Oklahoma, where he went 4-1 with a 3.32 ERA (16 ER in 43.1 IP) and 52 strikeouts (10.8 K/9) in 25 outings (4 starts) as a fifth-year senior...**2019:** His 14.1 K/9 (74 K in 47.1 IP) was tops among Royals farmhands (min. 25.0 IP).

YEAR	CLUB	W-L	ERA	G	GS	CG	SHO	SV	IP	H	R	ER	HR	HB	BB	SO	WP	BK	AVG
2018	Burlington (R)	0-3	4.84	16	0	0	0	1	22.1	21	16	12	0	0	27	31	8	0	.233
2019	Wilmington (A+)	0-2	3.57	16	0	0	0	0	17.2	19	8	7	0	2	9	29	4	1	.257
	Lexington (A)	2-0	2.43	17	0	0	0	1	29.2	15	9	8	1	1	16	45	2	0	.149
2020	Did not play (no minor league season)																		
Minor League Totals		2-5	3.49	49	0	0	0	2	69.2	55	33	27	1	3	52	105	14	1	.208

LEAL, JEMIR

RHP

HT: 6-2; **WT:** 155; **BATS:** Right; **THROWS:** Right

BORN: April 7, 2003 in Chihuahua, México

RESIDES: Chihuahua, México

OPENING DAY AGE: 17

SIGNED BY: Manuel Samaniego & Luis Ortiz

ACQUIRED: Signed as an international free agent, July 2, 2019

YEAR	CLUB	W-L	ERA	G	GS	CG	SHO	SV	IP	H	R	ER	HR	HB	BB	SO	WP	BK	AVG
2020	Did not play (no minor league season)																		

LEYTON, ROGER

OF

HT: 6-2; **WT:** 180; **BATS:** Right; **THROWS:** Right

BORN: Feb. 3, 2003 in Managua, Nicaragua

RESIDES: Managua, Nicaragua

OPENING DAY AGE: 18

SIGNED BY: Juan Lopez & Luis Ortiz

ACQUIRED: Signed as an international free agent, July 2, 2019

YEAR	CLUB	AVG	G	AB	R	H	2B	3B	HR	RBI	SAC	SF	HBP	BB	SO	SB	CS	OBP	SLG	E
2020	Did not play (no minor league season)																			

MINOR LEAGUE BIOS (CONT.)

LOFTIN, NICK

INF

See Major League bios, page 187

LUCAS, ALDRIN

C**HT:** 5-10; **WT:** 165; **BATS:** Right; **THROWS:** Right**BORN:** Feb. 7, 2003 in Santo Domingo, D.R.**RESIDES:** Santo Domingo, D.R.**OPENING DAY AGE:** 18**SIGNED BY:** Daniel Guerrero**ACQUIRED:** Signed as an international free agent, July 6, 2019

YEAR	CLUB	AVG	G	AB	R	H	2B	3B	HR	RBI	SAC	SF	HBP	BB	SO	SB	CS	OBP	SLG	E	
2020																					Did not play (no minor league season)

LUGO, RITO

LHP**HT:** 5-10; **WT:** 185; **BATS:** Left; **THROWS:** Left**BORN:** Nov. 3, 1995 in Naiguata, Venezuela**RESIDES:** Naiguata, Venezuela**OPENING DAY AGE:** 25**SIGNED BY:** Joelvis Gonzalez**ACQUIRED:** Signed as an international free agent, July 2, 2018

CAREER NOTES: 2018: Appeared with three different teams in his pro debut and recorded 72 strikeouts to just nine walks in 47 innings, good for a 13.8 K/9 and 8.00 K/BB, both of which were best among Royals farmhands (min. 40 IP)...**2019:** Recorded 21.1 consecutive scoreless innings over four starts from July 26-Aug. 11, a stretch in which he held opponents to a .114 average (8-for-70) and had 20 strikeouts to just two walks...went 2-0 with a 0.75 ERA (1 ER in 12.0 IP) with 16 strikeouts (12.0 K/9) in two playoff starts for Wilmington, and was the winning pitcher in both the series-clinching Game 5 of the Mills Cup Semifinals and in the title-clinching Game 5 of the Carolina League championship.

YEAR	CLUB	W-L	ERA	G	GS	CG	SHO	SV	IP	H	R	ER	HR	HB	BB	SO	WP	BK	AVG	
2018	Idaho Falls (R)	2-0	2.01	4	4	0	0	0	22.1	19	5	5	2	1	2	30	0	1	.226	
	Surprise (R)	0-0	2.00	2	0	0	0	0	9.0	8	2	2	0	0	3	15	0	0	.235	
	Dominican Royals 1	0-2	1.35	4	2	0	0	0	15.2	11	5	2	0	3	4	27	2	0	.204	
2019	Wilmington (A+)	4-4	2.34	31	14	0	0	0	100.0	88	30	26	2	2	22	77	1	0	.235	
2020																				Did not play (no minor league season)
Minor League Totals		6-6	2.14	41	20	0	0	0	147.0	126	42	35	4	6	31	149	3	1	.231	

LUKAS, ADAM

RHP**HT:** 6-4; **WT:** 225; **BATS:** Right; **THROWS:** Right**BORN:** July 31, 1998 in Janesville, Wis.**RESIDES:** West Bend, Wis.**OPENING DAY AGE:** 22**SIGNED BY:** Mike Farrell**ACQUIRED:** Selected in the 12th round of the 2019 First-Year Player Draft

CAREER NOTES: 2016: Graduated from Grafton High School (Wis.), where he went 9-2 with a 1.17 ERA and .153 opponents' average as a senior...**2018:** Posted a 2.64 ERA and 61 strikeouts in 48.0 innings for the Mankato MoonDogs of the Northwoods League...**2019:** Had 75 strikeouts in 68.0 innings as a junior at the University of Evansville, including a 12-strikeout game over 7.0 scoreless innings (1 hit) on March 15 vs. Creighton...also pitched 7.0 scoreless innings on March 13 vs. Boston College and 6.0 scoreless innings on March 29 vs. Bradley.

YEAR	CLUB	W-L	ERA	G	GS	CG	SHO	SV	IP	H	R	ER	HR	HB	BB	SO	WP	BK	AVG	
2020																				Did not play (no minor league season)

LYNCH, DANIEL

LHP

See Major League bios, page 188

MADURO, CAL

RHP**HT:** 6-0; **WT:** 165; **BATS:** Right; **THROWS:** Right**BORN:** Oct. 25, 2001 in Oranjestad, Aruba**RESIDES:** Oranjestad, Aruba**OPENING DAY AGE:** 19**SIGNED BY:** Edson Kelly & Orlando Estevez**ACQUIRED:** Signed as an international free agent, July 3, 2018

YEAR	CLUB	W-L	ERA	G	GS	CG	SHO	SV	IP	H	R	ER	HR	HB	BB	SO	WP	BK	AVG	
2019	Dominican Royals 2	0-0	2.56	14	0	0	0	6	31.2	27	13	9	1	5	8	38	2	0	.233	
2020																				Did not play (no minor league season)

MINOR LEAGUE BIOS (CONT.)

MAICAN, DIEGO

OF

HT: 6-3; **WT:** 180; **BATS:** Right; **THROWS:** Right
RESIDES: El Tigre, Venezuela
SIGNED BY: Joelvis Gonzalez
ACQUIRED: Signed as an international free agent, July 18, 2017

BORN: Oct. 24, 2000 in El Tigre, Venezuela
OPENING DAY AGE: 20

YEAR	CLUB	AVG	G	AB	R	H	2B	3B	HR	RBI	SAC	SF	HBP	BB	SO	SB	CS	OBP	SLG	E
2018	Dominican Royals 1	.267	51	165	14	44	7	1	0	21	0	2	6	20	33	6	6	.363	.321	2
2019	Surprise (R)	.233	48	180	27	42	10	1	2	22	0	4	5	23	58	1	0	.330	.333	7
2020	Did not play (no minor league season)																			
Minor League Totals		.249	99	345	41	86	17	2	2	43	0	6	11	43	91	7	6	.346	.328	9

MARES, EDUARDO

LHP

HT: 6-2; **WT:** 178; **BATS:** Left; **THROWS:** Left
RESIDES: San Luis Potosi, México
SIGNED BY: Manuel Samaniego, Luis Ortiz
ACQUIRED: Signed as an international free agent, Jan. 17, 2021

BORN: April 11, 2003 in San Luis Potosi, México
OPENING DAY AGE: 17

YEAR	CLUB	W-L	ERA	G	GS	CG	SHO	SV	IP	H	R	ER	HR	HB	BB	SO	WP	BK	AVG
2021	2021 will be his first year in professional ball																		

MARINEZ, NEYFI

OF

HT: 6-3; **WT:** 175; **BATS:** Left; **THROWS:** Right
RESIDES: Santo Domingo Norte, D.R.
SIGNED BY: Edis Perez & Fabio Herrera
ACQUIRED: Signed as an international free agent, July 8, 2017

BORN: Sept. 7, 2000 in Santo Domingo Este, D.R.
OPENING DAY AGE: 20

CAREER NOTES: **2018:** Named Dominican Royals 2 Player of the Year...led the team with six triples...**2019:** Led Dominican Royals 2 in home runs and RBI and was third in hits.

YEAR	CLUB	AVG	G	AB	R	H	2B	3B	HR	RBI	SAC	SF	HBP	BB	SO	SB	CS	OBP	SLG	E
2018	Dominican Royals 2	.269	59	212	29	57	14	6	1	23	1	2	2	14	44	2	4	.317	.406	4
2019	Dominican Royals 1	.200	7	25	2	5	1	1	0	2	0	0	1	1	13	0	0	.259	.320	0
	Dominican Royals 2	.274	58	208	33	57	11	4	6	35	0	2	1	38	49	6	5	.386	.452	6
2020	Did not play (no minor league season)																			
Minor League Totals		.267	124	445	64	119	26	11	7	60	1	4	4	53	106	8	9	.348	.422	10

MARKLUND, BRANDON

RHP

HT: 6-1; **WT:** 200; **BATS:** Right; **THROWS:** Right
RESIDES: North Vancouver, Canada
SIGNED BY: Phil Dale

BORN: June 10, 1996 in North Vancouver, Canada
OPENING DAY AGE: 24

ACQUIRED: Signed as an international free agent, Jan. 31, 2019

CAREER NOTES: **2018:** Graduated from Bryan College (Tenn.), where he went 6-1 as a senior with a conference-best eight saves and set school records with a 2.38 ERA and a .199 opponents' average, earning All-Appalachian Athletic Conference first team honors...had a 2.29 ERA in 19.2 innings for Auckland in the Australian Baseball League...**2019:** Signed with Kansas City as an international free agent on Jan. 31, and became an MiLB.com Organization All-Star in his professional debut, leading Royals farmhands in ERA (min. 10.0 IP)...recorded a 0.00 ERA in 9.0 innings with three saves over four post-season appearances for Lexington, en route to the Legends' second straight title...pitched for the Canadian national baseball team in the Premier12 Tournament in South Korea.

YEAR	CLUB	W-L	ERA	G	GS	CG	SHO	SV	IP	H	R	ER	HR	HB	BB	SO	WP	BK	AVG
2019	Lexington (A)	4-0	0.46	24	0	0	0	6	39.1	23	7	2	1	1	19	44	5	1	.162
2020	Did not play (no minor league season)																		

MARQUEZ, EMILIO

LHP

HT: 5-8; **WT:** 170; **BATS:** Left; **THROWS:** Left
RESIDES: Bolivar, Venezuela
SIGNED BY: Joelvis Gonzalez

BORN: April 28, 1998 in Bolivar, Venezuela
OPENING DAY AGE: 22

ACQUIRED: Signed as an international free agent, March 4, 2018

CAREER NOTES: **2019:** Named Surprise Pitcher of the Year after ranking tied for third in the Arizona League with 63 strikeouts (12.2 K/9), including a career-high 10 strikeouts in 4.0 innings on Aug. 16, before being promoted to Lexington for his final start of the season...recorded 3.0 scoreless innings to earn the save in Game 2 of the South Atlantic League championship series.

YEAR	CLUB	W-L	ERA	G	GS	CG	SHO	SV	IP	H	R	ER	HR	HB	BB	SO	WP	BK	AVG
2018	Dominican Royals 1	2-0	0.61	9	0	0	0	3	14.2	9	3	1	0	1	3	20	1	0	.180
2019	Lexington (A)	0-1	2.45	1	0	0	0	0	3.2	5	1	1	0	0	1	4	0	1	.313
	Surprise (R)	5-1	2.51	13	6	0	0	0	46.2	39	16	13	3	1	7	63	7	0	.217
2020	Did not play (no minor league season)																		
Minor League Totals		7-2	2.08	23	6	0	0	3	65.0	53	20	15	3	2	11	87	8	1	.215

MINOR LEAGUE BIOS (CONT.)

MARQUEZ, JOSE

INF

HT: 6-0; **WT:** 175; **BATS:** Right; **THROWS:** Right
RESIDES: Barcelona, Venezuela
SIGNED BY: Richard Castro

BORN: Oct. 7, 1997 in Puerto de La Cruz, Venezuela
OPENING DAY AGE: 23

ACQUIRED: Signed as an international free agent, July 17, 2014

CAREER NOTES: **2018:** Named Burlington Player of the Year after batting .301/.355/.498 (69-for-229) and ranked among Appalachian League leaders in: extra-base hits (26, 4th), runs (tied for 4th) and total bases (114, 5th)...had a team-high 18-game on-base streak from July 2-22 and was named Burlington's Player of the Month for July.

YEAR	CLUB	AVG	G	AB	R	H	2B	3B	HR	RBI	SAC	SF	HBP	BB	SO	SB	CS	OBP	SLG	E
2015	Dominican Royals	.278	55	194	22	54	10	3	0	26	8	4	4	16	36	1	7	.339	.361	7
2016	Surprise (R)	.220	36	123	16	27	3	2	1	17	1	2	1	9	34	4	1	.274	.301	5
2017	Burlington (R)	.254	50	177	24	45	9	4	2	19	1	0	5	15	32	1	2	.330	.384	11
2018	Burlington (R)	.301	59	229	47	69	14	5	7	35	2	2	4	16	49	9	4	.355	.498	8
	Idaho Falls (R)	.333	2	9	1	3	0	0	0	2	0	0	0	1	0	1	0	.333	.333	0
2019	Wilmington (A+)	.273	6	22	0	6	0	0	0	2	1	1	0	0	7	0	0	.261	.273	3
	Idaho Falls (R)	.310	64	252	45	78	12	5	1	28	3	4	2	28	48	13	8	.378	.409	9
2020	Did not play (no minor league season)																			
Minor League Totals		.280	272	1,006	155	282	48	19	11	129	16	13	16	84	207	28	23	.341	.399	43

MARSH, ALEC

RHP

See Major League bios, page 189

MARTIN, RUTILIOUS (RUDY)

OF

HT: 5-7; **WT:** 155; **BATS:** Left; **THROWS:** Left
RESIDES: Olive Branch, Miss.

BORN: Jan. 31, 1996 in Memphis, Tenn.
OPENING DAY AGE: 25

SIGNED BY: Travis Ezzi

ACQUIRED: Selected in the 25th round of the 2014 First-Year Player Draft

CAREER NOTES: **2013:** Won 4A State Championship as a junior...**2014:** Graduated from Lewisburg High (Miss.)...**2015:** Named Surprise Player of the Year, ranking among Arizona League leaders in on-base percentage (.477, 1st), triples (tied for 1st), runs (tied for 1st), walks (tied for 1st), slugging percentage (.541, 2nd) and batting average (.4th) in his pro debut...reached safely in 26 consecutive games (July 24-Aug. 28), the second-longest streak in the Arizona League...named Arizona League postseason All-Star...**2018:** Ranked tied for second in the Carolina League with 29 stolen bases, despite only playing in 75 games with the Blue Rocks...**2019:** Named South Atlantic League Player of the Week for the period of Aug. 12-18, a six-game stretch in which he hit .400 (8-for-20) with two doubles, a triple, two homers and six RBI...tied for eighth among Royals farmhands with 26 steals.

YEAR	CLUB	AVG	G	AB	R	H	2B	3B	HR	RBI	SAC	SF	HBP	BB	SO	SB	CS	OBP	SLG	E
2015	Surprise (R)	.338	40	133	+41	45	6	+9	1	11	1	2	3	+34	28	14	3	.477	.541	3
	Idaho Falls (R)	.167	2	6	1	1	0	0	0	1	0	0	0	1	3	2	0	.286	.167	0
2016	Idaho Falls (R)	.244	41	156	30	38	5	1	2	14	5	0	6	17	51	19	3	.341	.327	4
	Surprise (R)	.313	5	16	0	5	0	1	0	2	0	0	0	1	6	1	1	.353	.438	0
2017	Lexington (A)	.277	37	119	25	33	7	1	2	19	4	1	1	16	37	26	4	.365	.403	4
2018	NW Arkansas (AA)	.000	1	1	0	0	0	0	0	0	0	0	0	0	1	0	0	.000	.000	0
	Wilmington (A+)	.232	75	259	42	60	13	4	37	10	0	3	39	93	29	6	.345	.359	0	
	Idaho Falls (R)	.265	9	34	9	9	2	1	2	9	2	2	0	6	11	0	0	.357	.559	1
2019	Omaha (AAA)	.214	12	42	7	9	2	0	2	4	1	0	1	3	12	6	1	.283	.405	1
	Wilmington (A+)	.164	62	183	19	30	3	1	1	7	5	0	3	19	68	16	5	.254	.208	4
	Lexington (A)	.213	26	89	8	19	4	1	3	12	2	0	1	5	35	4	4	.263	.382	2
2020	Did not play (no minor league season)																			
Minor League Totals		.240	310	1,038	182	249	42	19	17	115	31	5	21	141	345	117	27	.341	.366	19

MARTINEZ, EDGAR

INF

HT: 5-10; **WT:** 150; **BATS:** Right; **THROWS:** Right
RESIDES: Santiago, D.R.

BORN: Feb. 14, 2001 in Navarette, D.R.
OPENING DAY AGE: 20

SIGNED BY: Fausto Morel

ACQUIRED: Signed as an international free agent, April 9, 2018

YEAR	CLUB	AVG	G	AB	R	H	2B	3B	HR	RBI	SAC	SF	HBP	BB	SO	SB	CS	OBP	SLG	E
2018	Dominican Royals 1	.083	5	12	0	1	0	0	0	1	0	0	0	4	6	2	0	.313	.083	0
	Dominican Royals 2	.257	50	179	29	46	9	2	0	13	4	1	5	20	43	13	13	.346	.330	14
2019	Dominican Royals 2	.333	36	132	23	44	6	1	0	17	3	2	3	19	27	12	10	.423	.394	12
	Dominican Royals 1	.271	25	70	17	19	2	0	0	7	1	1	0	14	16	10	2	.388	.300	3
2020	Did not play (no minor league season)																			
Minor League Totals		.280	116	393	69	110	17	3	0	38	8	4	8	57	92	37	25	.379	.338	29

MINOR LEAGUE BIOS (CONT.)

MARTINEZ, JARVIS

OF

HT: 6-2; **WT:** 180; **BATS:** Left; **THROWS:** Left
RESIDES: Santo Domingo, D.R.

BORN: Aug. 18, 2000 in Santo Domingo, D.R.
OPENING DAY AGE: 20

SIGNED BY: Ramon PÉna

ACQUIRED: Signed as an international free agent, June 11, 2019

YEAR	CLUB	AVG	G	AB	R	H	2B	3B	HR	RBI	SAC	SF	HBP	BB	SO	SB	CS	OBP	SLG	E
2019	Dominican Royals 2	.206	19	63	11	13	2	2	1	7	1	1	1	8	18	2	2	.301	.349	0
	Dominican Royals 1	.136	15	44	5	6	1	0	0	4	0	0	0	4	16	1	1	.208	.159	2
2020	Did not play (no minor league season)																			
Minor League Totals		.178	34	107	16	19	3	2	1	11	1	1	1	12	34	3	3	.264	.271	2

MARTINEZ, JUAN

RHP

HT: 5-11; **WT:** 170; **BATS:** Right; **THROWS:** Right
RESIDES: San Salvador, El Salvador

BORN: April 6, 2001 in San Salvador, El Salvador
OPENING DAY AGE: 19

SIGNED BY: Edis Perez & Rene Francisco

ACQUIRED: Signed as an international free agent, July 6, 2018

YEAR	CLUB	W-L	ERA	G	GS	CG	SHO	SV	IP	H	R	ER	HR	HB	BB	SO	WP	BK	AVG	
2019	Dominican Royals 2	0-2	10.35	13	0	0	0	0	20.0	35	26	23	2	2	13	13	14	1	.380	
2020	Did not play (no minor league season)																			

MARTINEZ, LUIS

LHP

HT: 6-1; **WT:** 180; **BATS:** Left; **THROWS:** Left
RESIDES: Santiago, D.R.

BORN: Sept. 17, 2003 in Santiago, D.R.
OPENING DAY AGE: 17

SIGNED BY: Fausto Morel

ACQUIRED: Signed as an international free agent, Jan. 19, 2021

YEAR	CLUB	W-L	ERA	G	GS	CG	SHO	SV	IP	H	R	ER	HR	HB	BB	SO	WP	BK	AVG	
2021	2021 will be his first year in professional baseball																			

MARTINEZ, MARCELO

LHP

HT: 6-2; **WT:** 190; **BATS:** Left; **THROWS:** Left
RESIDES: Reynosa, México

BORN: Aug. 10, 1996 in Reynosa, México
OPENING DAY AGE: 24

SIGNED BY: Manuel Samaniego & Luis Ortiz

ACQUIRED: Signed as an international free agent, March 7, 2018

CAREER NOTES: 2018: Named Burlington Pitcher of the Year in his professional debut...led the Appalachian League in ERA, strikeouts, K/9 (11.2), opponents' average (.216) and WHIP (1.00)...in consecutive starts on Aug. 1 and Aug. 7, he recorded 6.0 scoreless innings on one hit and 12 strikeouts, followed by 6.0 no-hit, scoreless innings with 10 strikeouts...the Aug. 1 start earned him Appalachian League Pitcher of the Week honors, and he was later named Burlington's Pitcher of the Month for August.

YEAR	CLUB	W-L	ERA	G	GS	CG	SHO	SV	IP	H	R	ER	HR	HB	BB	SO	WP	BK	AVG	
2018	Lexington (A)	1-0	4.50	1	1	0	0	0	6.0	4	3	3	1	0	1	9	0	0	.182	
	Burlington (R)	5-3	*2.68	10	10	1	1	0	57.0	46	18	17	3	0	11	*71	5	1	.261	
	Idaho Falls (R)	0-1	1.50	2	0	0	0	0	6.0	4	1	1	1	0	2	10	0	0	.190	
2019	Wilmington (A+)	6-7	4.23	25	21	0	0	1	121.1	112	59	57	16	1	37	108	14	1	.243	
	Lexington (A)	0-0	2.00	2	0	0	0	1	9.0	9	2	2	1	0	0	10	1	0	.250	
2020	Did not play (no minor league season)																			
Minor League Totals		12-11	3.61	40	32	1	1	2	199.1	175	83	80	22	1	51	208	20	2	.235	

MASCARELLA, WYATT

C

HT: 6-3; **WT:** 215; **BATS:** Right; **THROWS:** Right
RESIDES: Cary, Ill.

BORN: Oct. 3, 1996 in Elkton, Md.
OPENING DAY AGE: 24

SIGNED BY: Casey Fahy

ACQUIRED: Signed as a non-drafted free agent, June 21, 2019

CAREER NOTES: 2015: Graduated from Cary-Grove High School (Ill.), where he hit eight home runs and threw out 78 percent of base runners as a senior and was named to the Illinois High School Baseball Coaches Association All-State team...**2016:** Attended the University of Illinois-Chicago, where he posted a .377 on-base percentage and had a 19-game on-base streak, earning Horizon League All-Freshman team honors...**2017:** Attended McHenry County College, where he hit .414 with 13 home runs and 59 RBI in 50 games, leading his team to a 41-12-1 record, an Illinois Skyway Collegiate Conference Championship and an NJCAA Region IV Section Championship...**2018:** Transferred to St. John's, where he slugged a team-best .535 in 50 games and hit .340 with five home runs...**2019:** Led the team with 40 walks and was a unanimous first team All-Big East selection.

YEAR	CLUB	AVG	G	AB	R	H	2B	3B	HR	RBI	SAC	SF	HBP	BB	SO	SB	CS	OBP	SLG	E
2019	Idaho Falls (R)	.194	20	67	11	13	4	0	1	6	0	1	0	9	33	0	0	.286	.299	3
2020	Did not play (no minor league season)																			

MINOR LEAGUE BIOS (CONT.)

MASSEY, MICHAEL

INF

HT: 6-1; **WT:** 185; **BATS:** Left; **THROWS:** Right
RESIDES: Champaign, Ill.
SIGNED BY: Scott Melvin

BORN: March 22, 1998 in Hazelcrest, Ill.
OPENING DAY AGE: 23

ACQUIRED: Selected in the fourth round of the 2019 First-Year Player Draft

CAREER NOTES: 2016: Graduated from Brother Rice High School (Ill.), where he was a three-year letter winner and team captain as a senior...2018: Named ABCA/Rawlings Gold Glove Award winner at second base, becoming the first Illini ever to win the award...2019: Named Illinois Athletics Male Athlete of the Year finalist and "Best Pure Hitter" in the Big Ten by Baseball America...hit .317 with a team-high 69 hits in 55 games as a junior and was named All-Big Ten first team as a second baseman...went 60 consecutive games without committing an error from April 22, 2017-May 12, 2018, and did not commit an error with Illinois in 2019...became the highest-drafted infielder in Illinois history when Kansas City selected him in the fourth round.

YEAR	CLUB	AVG	G	AB	R	H	2B	3B	HR	RBI	SAC	SF	HBP	BB	SO	SB	CS	OBP	SLG	E
2019	Burlington (R)	.272	42	173	32	47	7	0	5	25	0	1	5	13	28	4	0	.339	.399	4
2020		Did not play (no minor league season)																		

MATIAS, SEULY

OF

See Major League bios, page 190

McCONNELL, BRADY

INF

HT: 6-3; **WT:** 195; **BATS:** Right; **THROWS:** Right
RESIDES: Merritt Island, Fla.
SIGNED BY: Jim Buckley

BORN: May 24, 1998 in Hanover, Penn.
OPENING DAY AGE: 22

ACQUIRED: Selected in the second round of the 2019 First-Year Player Draft

CAREER NOTES: 2017: Selected by Cincinnati in the 33rd round of the First-Year Player Draft out of Merritt Island High School (Fla.), but did not sign...2019: Hit .332 with 15 home runs and 48 RBI in 59 games with the Gators as a draft-eligible sophomore...was Florida teammates with Brady Singer and Jackson Kowar, who were selected 18th and 33rd overall, respectively, by Kansas City in 2018.

YEAR	CLUB	AVG	G	AB	R	H	2B	3B	HR	RBI	SAC	SF	HBP	BB	SO	SB	CS	OBP	SLG	E
2019	Idaho Falls (R)	.211	38	152	25	32	12	1	4	22	1	0	2	14	66	5	3	.286	.382	16
	Surprise (R)	.250	2	8	3	2	1	0	1	0	0	0	0	1	2	0	0	.333	.750	0
2020		Did not play (no minor league season)																		
Minor League Totals		.213	40	160	28	34	13	1	5	23	1	0	2	15	68	5	3	.288	.400	16

McMILLON, JOHN

RHP

HT: 6-3; **WT:** 225; **BATS:** Left; **THROWS:** Right
RESIDES: Jasper, Texas
SIGNED BY: Chad Lee

BORN: Jan. 27, 1998 in Lufkin, Texas
OPENING DAY AGE: 23

ACQUIRED: Signed as undrafted free agent, June 23, 2020

CAREER NOTES: 2016: Graduated from Jasper High School (Texas) and was rated by Perfect Game as the No. 1 overall catcher in the state of Texas...was also a three-year letterman on the football team...selected by Tampa Bay in the 21st round of the First-Year Player Draft, but did not sign...2017: Attended Texas Tech University, where as a freshman he pitched to a 1.75 ERA (5 ER in 25.2 IP) in 24 relief appearances and hit eight home runs in 77 plate appearances (.884 OPS)...2018: Made 17 appearances (12 starts) on the mound and went 5-3, but made just 33 appearances at the plate...2019: Selected by Detroit in the 11th round of the First-Year Player Draft, but chose to return for his senior season...2020: Struck out 20 batters in 9.1 innings over seven appearances as a senior (19.3 K/9) before the season was suspended due to the pandemic.

YEAR	CLUB	W-L	ERA	G	GS	CG	SHO	SV	IP	H	R	ER	HR	HB	BB	SO	WP	BK	AVG	
2020		Did not play (no minor league season)																		

MEANS, JAKE

INF

HT: 6-2; **WT:** 215; **BATS:** Right; **THROWS:** Right
RESIDES: Olathe, Kan.
SIGNED BY: Mike Farrell

BORN: April 14, 1996 in Olathe, Kan.
OPENING DAY AGE: 24

ACQUIRED: Selected in the 22nd round of the 2019 First-Year Player Draft

CAREER NOTES: 2015: Graduated from Gardner Edgerton High School (Kan.), the same school that Bubba Starling attended...2016-17: Played two seasons at Cowley College, where he earned first team All-Region and first team All-Conference at shortstop...2018: Transferred to Indiana State University...2019: Named Missouri Valley Conference Defensive Player of the Year as a senior and honorable mention honors at third base...hit .286 and led Indiana State with 42 RBI and 17 hit-by-pitches, while finishing second with a .417 on-base percentage and 33 walks...he's the brother of Orioles' pitcher John Means, and was teammates at ISU with Royals' ninth-round pick in 2019, Clay Dungan.

YEAR	CLUB	AVG	G	AB	R	H	2B	3B	HR	RBI	SAC	SF	HBP	BB	SO	SB	CS	OBP	SLG	E
2019	Burlington (R)	.267	60	210	41	56	11	1	5	29	0	3	17	36	51	2	2	.410	.400	13
2020		Did not play (no minor league season)																		

MINOR LEAGUE BIOS (CONT.)

MEDINA, YESI

C

HT: 5-10; **WT:** 185; **BATS:** Right; **THROWS:** Right

BORN: April 18, 2000 in Barinas, Venezuela

RESIDES: Barinas, Venezuela

OPENING DAY AGE: 20

SIGNED BY: Fausto Morel

ACQUIRED: Signed as an international free agent, June 15, 2018

YEAR	CLUB	AVG	G	AB	R	H	2B	3B	HR	RBI	SAC	SF	HBP	BB	SO	SB	CS	OBP	SLG	E
2018	Dominican Royals 1	.250	3	3	0	1	1	0	0	0	0	0	0	1	0	0	0	.400	.500	0
	Dominican Royals 2	.237	21	59	6	14	3	0	0	8	1	0	0	12	9	0	1	.366	.288	1
2019	Dominican Royals 1	.200	25	63	8	10	2	0	1	9	0	0	4	9	10	1	0	.365	.300	3
	Dominican Royals 2	.409	10	22	3	9	2	0	0	4	0	1	0	3	2	0	0	.462	.500	0
2020		Did not play (no minor league season)																		
Minor League Totals		.252	59	135	17	34	8	0	1	21	1	1	4	25	21	1	1	.382	.333	4

MEJIA, ERICK

OF

See Major League bios, pages 191-192

MELENDEZ, MARIO

C

HT: 5-10; **WT:** 180; **BATS:** Right; **THROWS:** Right

BORN: April 4, 2003 in Aragua, Venezuela

RESIDES: Aragua, Venezuela

OPENING DAY AGE: 17

SIGNED BY: Jose Figuera, Joelvis Gonzalez & Orlando Estevez

ACQUIRED: Signed as an international free agent, July 10, 2019

YEAR	CLUB	AVG	G	AB	R	H	2B	3B	HR	RBI	SAC	SF	HBP	BB	SO	SB	CS	OBP	SLG	E
2020		Did not play (no minor league season)																		

MELENDEZ, MJ (MERVYL JR.)

C

See Major League bios, page 193

MELI, DENSY

INF

HT: 6-0; **WT:** 170; **BATS:** Right; **THROWS:** Right

BORN: Jan. 24, 2001 in Santo Domingo, D.R.

RESIDES: Santo Domingo, D.R.

OPENING DAY AGE: 20

SIGNED BY: Ramon Peña

ACQUIRED: Signed as an international free agent, Jan. 4, 2019

YEAR	CLUB	AVG	G	AB	R	H	2B	3B	HR	RBI	SAC	SF	HBP	BB	SO	SB	CS	OBP	SLG	E
2019	Dominican Royals 1	.063	10	32	2	2	1	0	0	2	0	0	1	6	12	1	0	.231	.094	0
	Dominican Royals 2	.231	44	147	23	34	4	0	5	17	0	1	7	14	59	4	2	.325	.361	10
2020		Did not play (no minor league season)																		
Minor League Totals		.201	54	179	25	36	5	0	5	19	0	1	8	20	71	5	2	.308	.313	10

MENDEZ, ESLAHIBER

RHP

HT: 5-11; **WT:** 165; **BATS:** Right; **THROWS:** Right

BORN: Dec. 9, 2003 in Azua, D.R.

RESIDES: Azua, D.R.

OPENING DAY AGE: 17

SIGNED BY: Elias Despradel

ACQUIRED: Signed as an international free agent, Feb. 1, 2021

YEAR	CLUB	W-L	ERA	G	GS	CG	SHO	SV	IP	H	R	ER	HR	HB	BB	SO	WP	BK	AVG	
2021		2021 will be his first year in professional ball																		

MERRELL, KEVIN

INF

HT: 6-1; **WT:** 180; **BATS:** Left; **THROWS:** Right

BORN: Dec. 14, 1995 in Odessa, Fla.

RESIDES: Odessa, Fla.

OPENING DAY AGE: 25

ACQUIRED: Traded from Oakland to Kansas City for RHP Homer Bailey, July 14, 2019

CAREER NOTES: 2014: Graduated from Steinbrenner High School (Fla.)...2015: Named freshman All-American at the University of South Florida, after batting .346 in 60 games...2017: Hit .384 in 52 games as a junior and was selected by Oakland in the first round (33rd overall) in the First-Year Player Draft...hit .320 (40-for-125) in his professional debut with Vermont, which ranked second in the New York-Penn League (min. 100 at-bats)...2018: Named a midseason All-Star in the California League, but was placed on the Injured List on July 3 with a left elbow injury and missed the rest of the season...2019: Turned a Texas League-most 72 doubles plays at shortstop and tied for third in the league with eight triples...acquired by Kansas City on July 14 for Homer Bailey...2020: Was invited to Major League camp with Kansas City and appeared in 13 games before the pandemic ended Spring Training.

YEAR	CLUB	AVG	G	AB	R	H	2B	3B	HR	RBI	SAC	SF	HBP	BB	SO	SB	CS	OBP	SLG	E
2017	Vermont (A)	.320	31	125	27	40	5	1	2	9	2	3	1	9	22	10	3	.362	.424	8
2018	Arizona A's	.600	4	10	3	6	0	2	0	1	0	0	0	1	1	2	1	.636	1.000	0
	Vermont (A)	.500	5	16	4	8	0	1	0	0	0	0	0	3	3	0	0	.579	.625	2
	Stockton (A)	.267	62	270	38	72	10	3	0	24	4	0	1	15	66	5	4	.308	.326	11
2019	Midland (AA)	.246	82	289	37	71	13	4	2	34	3	5	3	18	67	13	4	.292	.339	10
	NW Arkansas (AA)	.235	42	166	14	39	5	4	0	13	0	0	1	9	38	9	2	.278	.313	4
2020		Did not play (no minor league season)																		
Minor League Totals		.269	226	876	123	236	33	15	4	81	9	8	6	55	197	39	14	.314	.355	35

MINOR LEAGUE BIOS (CONT.)

MICHEL, ISMAEL

RHP

HT: 6-3; **WT:** 175; **BATS:** Right; **THROWS:** Right
RESIDES: Santiago Domingo Centro, D.R.
SIGNED BY: Edis Perez

BORN: Feb. 14, 2002 in Santo Domingo Centro, D.R.
OPENING DAY AGE: 19

ACQUIRED: Signed as an international free agent, Jan. 18, 2021

YEAR	CLUB	W-L	ERA	G	GS	CG	SHO	SV	IP	H	R	ER	HR	HB	BB	SO	WP	BK	AVG	
2021																				

2021 will be his first year in professional baseball

MILIANO, EMAEL

RHP

HT: 6-0; **WT:** 170; **BATS:** Right; **THROWS:** Right
RESIDES: Santiago Domingo Centro, D.R.
SIGNED BY: Nicolas Bautista

BORN: Sept. 29, 2001 in Santo Domingo Centro, D.R.
OPENING DAY AGE: 19

ACQUIRED: Signed as an international free agent, Oct. 13, 2020

YEAR	CLUB	W-L	ERA	G	GS	CG	SHO	SV	IP	H	R	ER	HR	HB	BB	SO	WP	BK	AVG	
2021																				

2021 will be his first year in professional baseball

MILLER, ANDERSON

OF

See Major League bios, page 194

MONDESI, PAUL

C

HT: 6-0; **WT:** 215; **BATS:** Right; **THROWS:** Right
RESIDES: Santo Domingo, D.R.
SIGNED BY: Edis Perez

BORN: July 7, 1998 in New York, N.Y.
OPENING DAY AGE: 22

ACQUIRED: Signed as an international free agent, Feb. 5, 2016

CAREER NOTES: He is the brother of Royals' shortstop Adalberto Mondesi

YEAR	CLUB	AVG	G	AB	R	H	2B	3B	HR	RBI	SAC	SF	HBP	BB	SO	SB	CS	OBP	SLG	E
2016	Dominican Royals	.239	28	67	2	16	6	0	0	16	0	1	1	8	7	2	0	.325	.328	2
2017	Dominican Royals	.150	40	133	2	20	2	0	1	9	0	1	0	4	19	3	2	.174	.188	2
2018	Surprise (R)	.250	25	72	4	18	2	0	0	5	2	0	1	2	10	2	1	.280	.278	3
2019	Surprise (R)	.286	13	42	5	12	0	0	0	2	0	1	1	1	8	0	0	.311	.286	0
	Idaho Falls (R)	.143	5	7	0	1	0	0	0	0	0	0	0	0	4	0	0	.143	.143	1
2020																				
	Minor League Totals	.209	111	321	13	67	10	0	1	32	2	3	3	15	48	7	3	.249	.249	8

Did not play (no minor league season)

MORALES, JORGE

C

HT: 6-0; **WT:** 170; **BATS:** Right; **THROWS:** Right
RESIDES: Aragua, Venezuela
SIGNED BY: Fausto Morel

BORN: Dec. 2, 2002 in Aragua, Venezuela
OPENING DAY AGE: 18

ACQUIRED: Signed as an international free agent, July 4, 2019

YEAR	CLUB	AVG	G	AB	R	H	2B	3B	HR	RBI	SAC	SF	HBP	BB	SO	SB	CS	OBP	SLG	E
2020																				

Did not play (no minor league season)

MOREL, YOHANSE

RHP

HT: 6-0; **WT:** 170; **BATS:** Right; **THROWS:** Right
RESIDES: Samana, D.R.

BORN: Aug. 23, 2000 in Samana, D.R.
OPENING DAY AGE: 20

ACQUIRED: Traded from Washington to Kansas City with 3B Kelvin Gutierrez and CF Blake Perkins for RHP Kelvin Herrera, June 18, 2018

CAREER NOTES: 2017: Signed by Washington as a non-drafted free agent, July 2...2018: Named Surprise Pitcher of the Year after being acquired via trade from Washington.

YEAR	CLUB	W-L	ERA	G	GS	CG	SHO	SV	IP	H	R	ER	HR	HB	BB	SO	WP	BK	AVG
2018	Dominican Nationals	0-0	8.10	1	0	0	0	0	3.1	6	4	3	0	1	1	5	0	0	.375
	Surprise (R)	1-2	3.71	12	7	0	0	0	43.2	40	18	18	1	4	16	47	6	0	.240
2019	Lexington (A)	2-6	6.02	14	11	0	0	1	52.1	64	48	35	7	9	21	57	11	0	.295
2020																			
	Minor League Totals	3-8	5.07	27	19	0	0	1	99.1	110	70	56	8	14	38	109	17	0	.275

Did not play (no minor league season)

MORENO, OLIVER

OF

HT: 6-1; **WT:** 187; **BATS:** Right; **THROWS:** Right
RESIDES: Santo Domingo Norte, D.R.

BORN: June 28, 2001 in Santo Domingo Centro, D.R.
OPENING DAY AGE: 19

SIGNED BY: Edis Perez, Fabio Herrera & Orlando Estevez

ACQUIRED: Signed as an international free agent, July 3, 2017

CAREER NOTES: 2019: Led Dominican Royals 2 in on-base percentage (.420) and doubles, and tied for the team lead in stolen bases and hits.

YEAR	CLUB	AVG	G	AB	R	H	2B	3B	HR	RBI	SAC	SF	HBP	BB	SO	SB	CS	OBP	SLG	E
2018	Dominican Royals 1	.225	53	173	17	39	3	2	1	10	2	0	3	18	39	13	3	.309	.283	1
2019	Dominican Royals 2	.310	51	187	37	58	13	1	3	28	1	1	6	30	36	12	8	.420	.439	1
	Dominican Royals 1	.190	14	42	7	8	0	0	1	4	1	0	2	6	5	1	0	.320	.262	0
2020																				
	Minor League Totals	.261	118	402	61	105	16	3	5	42	4	1	11	54	80	26	11	.363	.353	2

Did not play (no minor league season)

MINOR LEAGUE BIOS (CONT.)

MUJICA, PABLO

LHP

HT: 6-0; **WT:** 171; **BATS:** Left; **THROWS:** Left
RESIDES: Barquisimeto, Venezuela
SIGNED BY: Rene Francisco
ACQUIRED: Signed as an international free agent, July 10, 2018

BORN: June 26, 2001 in Barquisimeto, Venezuela
OPENING DAY AGE: 19

YEAR	CLUB	W-L	ERA	G	GS	CG	SHO	SV	IP	H	R	ER	HR	HB	BB	SO	WP	BK	AVG	
2019	Dominican Royals 2	1-1	3.65	13	9	0	0	0	37.0	32	17	15	0	5	16	44	8	0	.234	
2020																				Did not play (no minor league season)

MURDOCK, NOAH

RHP

See Major League bios, page 195

NEGRET, JUAN CARLOS

OF

HT: 6-1; **WT:** 190; **BATS:** Right; **THROWS:** Right
RESIDES: Santo Domingo Este, D.R.
SIGNED BY: Albert Gonzalez & Rene Francisco

BORN: June 19, 1999 in La Habana, Cuba
OPENING DAY AGE: 21

ACQUIRED: Signed as a minor league free agent, Dec. 6, 2017

CAREER NOTES: 2017: Signed by Atlanta as a non-drafted free agent, May 15...was one of 13 Atlanta prospects granted free agency after a Major League Baseball investigation determined the Braves circumvented the international signing guidelines...**2019:** Ranked second among Royals farmhands with a career-high 19 home runs and tied for third with a career-best 63 RBI.

YEAR	CLUB	AVG	G	AB	R	H	2B	3B	HR	RBI	SAC	SF	HBP	BB	SO	SB	CS	OBP	SLG	E
2017	Dominican Braves	.264	50	174	31	46	14	1	2	10	0	0	16	27	47	23	9	.410	.391	2
2018	Burlington (R)	.224	54	201	30	45	11	1	9	32	0	3	5	13	60	3	2	.284	.423	3
2019	Lexington (A)	.172	39	134	20	23	6	0	6	16	0	2	7	15	57	1	1	.285	.351	1
	Idaho Falls (R)	.240	68	250	36	60	14	0	13	47	0	6	5	16	74	6	0	.292	.452	3
2020																				Did not play (no minor league season)
Minor League Totals		.229	211	759	117	174	45	2	30	105	0	11	33	71	238	33	12	.318	.412	9

NEUWEILER, CHARLIE

RHP

HT: 6-1; **WT:** 205; **BATS:** Right; **THROWS:** Right
RESIDES: Maspeth, N.Y.
SIGNED BY: Casey Fahy

BORN: Feb. 8, 1999 in East Elmhurst, N.Y.
OPENING DAY AGE: 22

ACQUIRED: Selected in the fifth round of the 2017 First-Year Player Draft

CAREER NOTES: 2017: Graduated from Monsignor McClancy Memorial High School (N.Y.), where he went 7-2 with a 0.28 ERA (2 ER in 64.2 IP) as a senior, with six shutouts and 110 strikeouts (15.3 K/9), leading his school to 21 wins, its most in 25 years...he and his twin brother, Ryan, were committed to Long Island University Brooklyn, before Charlie signed with Kansas City...Ryan is a redshirt junior at LIU this season...named Surprise Pitcher of the Year in his professional debut, posting a 1.76 ERA that would've led the Arizona League, but he fell 4.0 innings shy of qualifying...**2019:** Led Royals farmhands with 27 starts and ranked second with 148.2 innings and 153 strikeouts...recorded his first career complete game in the second half of a doubleheader on Aug. 28 vs. West Virginia—his final regular season start—in which he allowed just one run on four hits and one walk over 7.0 innings, with 10 strikeouts.

YEAR	CLUB	W-L	ERA	G	GS	CG	SHO	SV	IP	H	R	ER	HR	HB	BB	SO	WP	BK	AVG	
2017	Surprise (R)	3-3	1.76	12	5	0	0	0	41.0	28	13	8	3	2	12	34	3	0	.192	
2018	Lexington (A)	2-3	5.58	11	11	0	0	0	50.0	50	39	31	8	9	23	46	5	1	.258	
	Burlington (R)	0-1	6.30	2	2	0	0	0	10.0	13	7	7	2	1	2	10	0	0	.310	
2019	Lexington (A)	7-10	4.36	27	27	1	0	0	148.2	136	85	72	17	13	63	153	10	0	.241	
2020																				Did not play (no minor league season)
Minor League Totals		12-17	4.25	52	45	1	0	0	249.2	227	144	118	30	25	100	243	18	1	.240	

NORIEGA, CRUZ

RHP

HT: 6-1; **WT:** 175; **BATS:** Right; **THROWS:** Right
RESIDES: Bolivar, Venezuela
SIGNED BY: Edgarluis Fuentes & Joelvis Gonzalez
ACQUIRED: Signed as an international free agent, Jan. 30, 2018

BORN: Oct. 1, 1997 in Porlamar, Venezuela
OPENING DAY AGE: 23

YEAR	CLUB	W-L	ERA	G	GS	CG	SHO	SV	IP	H	R	ER	HR	HB	BB	SO	WP	BK	AVG	
2018	Dominican Royals 1	2-4	4.18	14	3	0	0	3	32.1	33	19	15	0	4	8	30	1	0	.262	
2019	Surprise (R)	3-3	5.11	13	5	0	0	0	44.0	55	29	25	2	2	17	37	8	1	.313	
2020																				Did not play (no minor league season)
Minor League Totals		5-7	4.72	27	8	0	0	3	76.1	88	48	40	2	6	25	67	9	1	.291	

NUEL, OMAR

OF

HT: 6-1; **WT:** 170; **BATS:** Right; **THROWS:** Right
RESIDES: La Romana, D.R.
SIGNED BY: Rafael Vasquez

BORN: May 12, 2003 in La Romana, D.R.
OPENING DAY AGE: 17

ACQUIRED: Signed as an international free agent, July 5, 2019

YEAR	CLUB	AVG	G	AB	R	H	2B	3B	HR	RBI	SAC	SF	HBP	BB	SO	SB	CS	OBP	SLG	E	
2020																					Did not play (no minor league season)

MINOR LEAGUE BIOS (CONT.)

NÚÑEZ, ÁNDRES

RHP

HT: 6-4; **WT:** 240; **BATS:** Right; **THROWS:** Right
RESIDES: Southwest Ranches, Fla.

BORN: Sept. 20, 1995 in Southwest Ranches, Fla.
OPENING DAY AGE: 25

ACQUIRED: Selected in the 29th round of the 2018 First-Year Player Draft
CAREER NOTES: **2014:** Graduated from Archbishop McCarthy High School (Fla.), where he won two state championships, two regional titles and three district titles. **2017:** Missed his entire sophomore season at Florida International University due to injury. **2018:** Earned All-Conference USA Second Team honors, going 6-2 with a team-leading 3.42 ERA (26 ER in 68.1 IP) and 77 strikeouts in 16 appearances (11 starts)...had a five-game stretch in which he went 4-0 with a 0.84 ERA (3 ER in 32 IP) and 33 strikeouts...his father, Rodolfo, is a professional tennis player...allowed four runs in 0.2 inning in his professional debut, but posted a 1.50 ERA (4 ER in 24.0 IP) in 14 appearances after that.

YEAR	CLUB	W-L	ERA	G	GS	CG	SHO	SV	IP	H	R	ER	HR	HB	BB	SO	WP	BK	AVG
2018	Surprise (R)	1-0	3.12	11	0	0	0	1	17.1	13	6	6	0	2	3	20	2	0	.200
	Burlington (R)	0-0	2.45	4	0	0	0	0	7.1	6	2	2	1	1	4	7	0	0	.222
2019	Lexington (A)	3-2	2.21	26	0	0	0	2	53.0	46	18	13	3	4	12	68	6	0	.229
2020	Did not play (no minor league season)																		
Minor League Totals		4-2	2.43	41	0	0	0	3	77.2	65	26	21	4	7	19	95	8	0	.222

OVALLE, LUILLY

RHP

HT: 6-3; **WT:** 170; **BATS:** Right; **THROWS:** Right
RESIDES: Santo Domingo, D.R.

BORN: Oct. 13, 2000 in Santo Domingo, D.R.
OPENING DAY AGE: 20

SIGNED BY: Edis Perez

ACQUIRED: Signed as an international free agent, Sept. 5, 2017

YEAR	CLUB	W-L	ERA	G	GS	CG	SHO	SV	IP	H	R	ER	HR	HB	BB	SO	WP	BK	AVG
2018	Dominican Royals 2	2-3	6.43	12	1	0	0	0	21.0	22	18	15	0	1	13	25	8	0	.275
2019	Dominican Royals 1	3-1	1.88	12	5	0	0	0	38.0	29	13	8	1	4	7	34	2	1	.207
2020	Did not play (no minor league season)																		
Minor League Totals		5-4	3.49	24	6	0	0	0	59.1	51	31	23	1	5	20	59	10	1	.232

PARRA, ANGEL

OF

HT: 6-0; **WT:** 156; **BATS:** Left; **THROWS:** Left
RESIDES: Santo Domingo de los Caballeros, D.R.

BORN: Jan. 26, 2004 in Santiago de los Caballeros, D.R.
OPENING DAY AGE: 17

SIGNED BY: Fausto Morel

ACQUIRED: Signed as an international free agent, Jan. 19, 2021

YEAR	CLUB	AVG	G	AB	R	H	2B	3B	HR	RBI	SAC	SF	HBP	BB	SO	SB	CS	OBP	SLG	E
2021	2021 will be his first year in professional baseball																			

PARRISH, DREW

LHP

HT: 5-11; **WT:** 195; **BATS:** Left; **THROWS:** Left
RESIDES: Tallahassee, Fla.

BORN: Dec. 8, 1997 in Cape Canaveral, Fla.
OPENING DAY AGE: 23

SIGNED BY: Jim Buckley

ACQUIRED: Selected in the eighth round of the 2019 First-Year Player Draft
CAREER NOTES: **2016:** Graduated from Rockledge High School (Fla.), where he was a Rawlings/Perfect Game honorable mention All-American. **2018:** Named All-ACC first team as a sophomore at Florida State University, when he had a 2.52 ERA, 128 strikeouts and held opponents to a .186 average. **2019:** Went 8-5 with 112 strikeouts in 81.2 innings (12.3 K/9) across 17 outings (16 starts) as a junior...earned ACC Pitcher of the Week honors on April 29 after recording 7.0 shutout innings over Wake Forest on April 26.

YEAR	CLUB	W-L	ERA	G	GS	CG	SHO	SV	IP	H	R	ER	HR	HB	BB	SO	WP	BK	AVG
2019	Burlington (R)	3-0	2.52	9	4	0	0	0	25.0	19	7	7	4	0	4	39	0	0	.211
2020	Did not play (no minor league season)																		

PASQUANTINO, VINNIE

INF

HT: 6-4; **WT:** 230; **BATS:** Left; **THROWS:** Left
RESIDES: Moseley, Va.

BORN: Oct. 10, 1997 in Richmond, Va.
OPENING DAY AGE: 23

SIGNED BY: Jim Farr

ACQUIRED: Selected in the 11th round of the 2019 First-Year Player Draft
CAREER NOTES: **2016:** Graduated from James River High School (Va.), where he hit .537 as a junior and earned first team All-Region 6A South honors. **2018:** As a sophomore at Old Dominion University, he had a 6-for-6 game with five RBI, matching the school record for hits in a single game. **2019:** Hit .298/.402/.560 with 15 homers and 53 RBI in 65 games as a junior, including Conference USA Co-Hitter of the Week honors for the period of April 29-May 5, in which he hit .500 (8-for-16) with four homers and six RBI, including a two-homer game...in his professional debut he was named Burlington Player of the Year and led the Appalachian League in home runs, extra-base hits (33), total bases (125) and RBI, and ranked among the league leaders in slugging percentage (.592, 2nd), OPS (.962, 2nd) and runs (43, tied for 2nd)...was one of four Burlington players to earn league postseason All-Star honors...named MiLB.com Organization All-Star and MiLB.com Appalachian League Player of the Month for August...hit .385 (10-for-26) with a home run in six postseason games...tied for sixth among all Royals farmhands in home runs, despite playing in just 57 games.

YEAR	CLUB	AVG	G	AB	R	H	2B	3B	HR	RBI	SAC	SF	HBP	BB	SO	SB	CS	OBP	SLG	E
2019	Burlington (R)	.294	57	211	43	62	17	2	*14	*53	0	7	3	27	40	0	0	.371	.592	2
2020	Did not play (no minor league season)																			

MINOR LEAGUE BIOS (CONT.)

PAULINO, ANDERSON

RHP

HT: 6-2; **WT:** 200; **BATS:** Right; **THROWS:** Right

BORN: Sept. 12, 1998 in Sabana Grande de Palenque, D.R.

RESIDES: Sabana Grande de Palenque, D.R.

OPENING DAY AGE: 22

SIGNED BY: Rafael Vasquez

ACQUIRED: Signed as an international free agent, Aug. 22, 2017

YEAR	CLUB	W-L	ERA	G	GS	CG	SHO	SV	IP	H	R	ER	HR	HB	BB	SO	WP	BK	AVG
2018	Dominican Royals 1	1-3	7.47	8	2	0	0	0	15.2	18	15	13	0	1	10	11	3	0	.286
2019	Surprise (R)	3-0	4.90	14	10	0	0	0	60.2	75	38	33	5	0	24	44	6	1	.305
2020	Did not play (no minor league season)																		
Minor League Totals		4-3	5.42	22	12	0	0	0	76.1	93	53	46	5	1	34	55	9	1	.301

PAULINO, CHRISTIAN

LHP

HT: 6-1; **WT:** 166; **BATS:** Left; **THROWS:** Left

BORN: Oct. 2, 2001 in Nagua, D.R.

RESIDES: Nagua, D.R.

OPENING DAY AGE: 19

SIGNED BY: Fausto Morel

ACQUIRED: Signed as an international free agent, July 5, 2018

YEAR	CLUB	W-L	ERA	G	GS	CG	SHO	SV	IP	H	R	ER	HR	HB	BB	SO	WP	BK	AVG
2019	Dominican Royals 2	0-2	9.22	11	0	0	0	0	13.2	12	18	14	0	3	22	18	13	11	.255
2020	Did not play (no minor league season)																		

PEÑA, ERICK

OF

See Major League bios, page 196

PENNINGTON, WALTER

LHP

HT: 6-2; **WT:** 205; **BATS:** Left; **THROWS:** Left

BORN: April 14, 1998 in Englewood, Colo.

RESIDES: Broomfield, Colo.

OPENING DAY AGE: 22

SIGNED BY: Matt Price

ACQUIRED: Signed as a non-drafted free agent, Aug. 19, 2020

CAREER NOTES: **2016:** Graduated from Broomfield High School (Colo.), where he pitched to a 0.83 ERA (5 ER in 42.0 IP) and hit .323 at the plate as a senior...also lettered in basketball and graduated with a 4.0 GPA...**2017:** Attended Colorado School of the Mines in the Rocky Mountain Athletic Conference, where he led his team with 18 appearances as a freshman...**2019:** Set the school's single-season records with 10 wins and 92. innings as a junior...**2020:** Finished his collegiate career with a 24-10 record in 51 appearances (30 starts), including six complete games, three saves and one shutout...graduated with a degree in mechanical engineering.

YEAR	CLUB	W-L	ERA	G	GS	CG	SHO	SV	IP	H	R	ER	HR	HB	BB	SO	WP	BK	AVG
2020	Did not play (no minor league season)																		

PERALTA, DARIO

RHP

HT: 6-1; **WT:** 170; **BATS:** Right; **THROWS:** Right

BORN: Oct. 12, 2000 in Santo Domingo, D.R.

RESIDES: Santo Domingo Centro, D.R.

OPENING DAY AGE: 20

SIGNED BY: Edis Perez

ACQUIRED: Signed as an international free agent, July 8, 2018

YEAR	CLUB	W-L	ERA	G	GS	CG	SHO	SV	IP	H	R	ER	HR	HB	BB	SO	WP	BK	AVG
2018	Dominican Royals 2	1-1	12.00	6	0	0	0	0	12.0	22	19	16	1	0	7	8	5	1	.404
2019	Dominican Royals 1	2-2	2.58	13	7	0	0	0	38.1	29	14	11	1	3	14	26	2	0	.206
2020	Did not play (no minor league season)																		
Minor League Totals		3-3	4.83	18	7	0	0	0	50.1	52	33	27	2	3	21	34	7	1	.263

PERDOMO, JHONNY

INF

HT: 5-10; **WT:** 168; **BATS:** Right; **THROWS:** Right

BORN: June 9, 2002 in Bani, D.R.

RESIDES: Peravia, D.R.

OPENING DAY AGE: 18

SIGNED BY: Edis Perez & Orlando Estevez

ACQUIRED: Signed as an international free agent, July 29, 2019

YEAR	CLUB	AVG	G	AB	R	H	2B	3B	HR	RBI	SAC	SF	HBP	BB	SO	SB	CS	OBP	SLG	E
2020	Did not play (no minor league season)																			

PEREZ, WANLY

RHP

HT: 6-1; **WT:** 165; **BATS:** Switch; **THROWS:** Right

BORN: Jan. 4, 2000 in Bani, D.R.

RESIDES: Bani, D.R.

OPENING DAY AGE: 21

SIGNED BY: Edis Perez

ACQUIRED: Signed as an international free agent, Jan. 5, 2018

YEAR	CLUB	W-L	ERA	G	GS	CG	SHO	SV	IP	H	R	ER	HR	HB	BB	SO	WP	BK	AVG
2018	Dominican Royals 1	3-1	2.77	12	6	0	0	1	39.0	29	14	12	2	2	19	37	2	1	.209
2019	Dominican Royals 2	0-2	6.30	14	3	0	0	2	30.0	32	27	21	1	4	17	31	11	3	.281
2020	Did not play (no minor league season)																		
Minor League Totals		3-3	4.30	26	9	0	0	3	69.0	61	41	33	3	6	36	68	13	4	.241

MINOR LEAGUE BIOS (CONT.)

PERKINS, BLAKE

OF

HT: 5-11; **WT:** 181; **BATS:** Switch; **THROWS:** Right
RESIDES: Litchfield Park, Ariz.

BORN: Sept. 10, 1996 in Litchfield Park, Ariz.
OPENING DAY AGE: 24

SIGNED BY: Mitch Sokol (Nationals)

ACQUIRED: Traded from Washington to Kansas City with 3B Kelvin Gutierrez and RHP Yohanse Morel for RHP Kelvin Herrera, June 18, 2018

CAREER NOTES: **2015:** Graduated from Verrado High School (Ariz.), where he hit .461/.583/.966 (41-for-89) as a senior...selected by Washington in the second round of the First-Year Player Draft...**2017:** Earned South Atlantic League midseason All-Star honors...ranked sixth in the South Atlantic League and first among Nationals farmhands with 31 stolen bases...led the South Atlantic League with 105 runs, 25 more than anyone else in the league and second in the minors...also led the league with 72 walks...**2018:** Entered the season as the "Best Defensive Outfielder" according to Baseball America...**2019:** Matched a career high with eight home runs...ranked fourth among Royals farmhands with 61 walks and tied for sixth with six triples.

YEAR	CLUB	AVG	G	AB	R	H	2B	3B	HR	RBI	SAC	SF	HBP	BB	SO	SB	CS	OBP	SLG	E
2015	GCL Nationals (R)	.211	49	166	21	35	5	2	1	12	0	5	1	13	36	4	5	.265	.283	0
2016	Hagerstown (A)	.200	7	25	4	5	0	0	0	2	3	0	0	5	6	0	1	.333	.200	0
	Auburn (A)	.233	56	210	31	49	5	1	1	16	2	2	25	39	10	3	.318	.281	0	
2017	Hagerstown (A)	.255	129	482	105	123	27	4	8	48	7	6	5	72	118	31	8	.354	.378	8
2018	Potomac (A+)	.234	65	252	39	59	11	0	1	21	3	5	3	42	67	12	5	.344	.290	1
	Wilmington (A+)	.240	64	233	48	56	11	1	2	18	5	0	3	50	67	17	4	.381	.322	2
2019	NW Arkansas (AA)	.218	36	110	10	24	2	2	2	12	0	1	2	9	30	4	1	.287	.327	0
	Wilmington (A+)	.226	86	288	43	65	11	4	6	22	7	3	2	52	79	18	7	.345	.354	1
2020	Did not play (no minor league season)																			
Minor League Totals		.236	492	1,766	301	416	72	14	21	151	27	22	18	442	268	96	34	.338	.328	12

PHILLIPS, ZACK

LHP

HT: 6-1; **WT:** 170; **BATS:** Left; **THROWS:** Left
RESIDES: Texarkana, Ark.

BORN: July 11, 1998 in Sierra Vista, Ariz.
OPENING DAY AGE: 22

SIGNED BY: Travis Ezi

ACQUIRED: Selected in the 27th round of the 2019 First-Year Player Draft

CAREER NOTES: **2016:** Graduated from Texas High School (Texas), where he threw a no-hitter as a junior...**2018:** Attended Grayson Community College in Denison, Texas, where he went 10-1 with a 2.70 ERA and earned first team All-Conference and first team All-Region honors...**2019:** Transferred to the University of Mississippi, where he made 18 appearances (13 starts) and recorded 51 strikeouts in 59.0 innings.

YEAR	CLUB	W-L	ERA	G	GS	CG	SHO	SV	IP	H	R	ER	HR	HB	BB	SO	WP	BK	AVG	
2019	Burlington (R)	4-1	2.15	20	0	0	0	2	37.2	29	11	9	2	2	10	29	4	0	.212	
2020	Did not play (no minor league season)																			

PIRE, ENMANUEL

C

HT: 5-10; **WT:** 165; **BATS:** Right; **THROWS:** Right
RESIDES: Carora, Venezuela

BORN: May 18, 2001 in Carora, Venezuela
OPENING DAY AGE: 19

SIGNED BY: Richard Castro & Orlando Estevez

ACQUIRED: Signed as an international free agent, July 18, 2017

YEAR	CLUB	AVG	G	AB	R	H	2B	3B	HR	RBI	SAC	SF	HBP	BB	SO	SB	CS	OBP	SLG	E
2018	Dominican Royals 2	.224	34	116	13	26	3	0	0	8	0	1	2	7	21	2	0	.278	.250	8
2019	Dominican Royals 2	.309	39	136	20	42	6	1	0	12	1	3	1	13	21	2	2	.366	.368	7
2020	Did not play (no minor league season)																			
Minor League Totals		.270	73	252	33	68	9	1	0	20	1	4	3	20	42	4	2	.326	.313	15

POLANCO, LUIS

RHP

HT: 6-3; **WT:** 219; **BATS:** Right; **THROWS:** Right
RESIDES: Espaillat, D.R.

BORN: Aug. 10, 2000 in Espaillat, D.R.
OPENING DAY AGE: 20

SIGNED BY: Fausto Morel

ACQUIRED: Signed as an international free agent, July 4, 2019

YEAR	CLUB	W-L	ERA	G	GS	CG	SHO	SV	IP	H	R	ER	HR	HB	BB	SO	WP	BK	AVG	
2020	Did not play (no minor league season)																			

MINOR LEAGUE BIOS (CONT.)

PORTER, LOGAN

C

HT: 6-0; **WT:** 200; **BATS:** Right; **THROWS:** Right
RESIDES: Surprise, Ariz.
SIGNED BY: Ken Muñoz

BORN: July 12, 1995 in Phoenix, Ariz.
OPENING DAY AGE: 25

ACQUIRED: Signed as a non-drafted free agent, June 21, 2018

CAREER NOTES: **2014:** Graduated from Valley Vista High School (Ariz.), where he was a two-time First Team All-Region selection and hit .398 as a senior...**2015-16:** Attended Northwestern Oklahoma State, where he was named NOSU Freshman Athlete of the Year after batting .340...also named NOSU Sophomore Athlete of the Year after batting .321...**2017:** Transferred to Dixie State, where he was named one of 17 finalists for the Josh Willingham National MVP Award as a junior, after he hit .276 with a Pac West-leading 18 doubles, 10 HR with a Dixie State single-season record 72 RBI...reached safely in 51 of 54 games...**2018:** Voted to the Preseason All-Pac West and NCBWA All-West Region Second Teams...led Surprise in his professional debut with a .317 batting average (min. 100 at-bats)...hit safely in each of his first nine games, and recorded a career-high three hits in his 11th game...**2019:** Led the Appalachian League in batting average (.352), on-base percentage (.481), slugging percentage (.648) and OPS (1.130), and ranked tied for fourth in walks and tied for sixth in home runs... named an Appalachian League postseason All-Star and earned MiLB.com Appalachian League Player of the Month for July, in which he hit .382 (29-for-76) with six homers and 17 RBI in 24 games...had a team-high-tying 23-game on-base streak from June 18-July 20.

YEAR	CLUB	AVG	G	AB	R	H	2B	3B	HR	RBI	SAC	SF	HBP	BB	SO	SB	CS	OBP	SLG	E
2018	NW Arkansas (AA)	.000	1	1	0	0	0	0	0	0	0	0	0	0	0	0	0	.000	.000	0
	Surprise (R)	.317	34	101	14	32	11	1	1	16	1	0	5	19	22	0	0	.448	.475	0
2019	Burlington (R)	*.352	44	145	26	51	14	1	9	37	0	2	7	31	34	0	0	*.481	*.648	1
2020	Did not play (no minor league season)																			
Minor League Totals		.336	79	247	40	83	25	2	10	53	1	2	12	50	56	0	0	.466	.575	1

PRATTO, NICK

INF

See Major League bios, page 197

QUINTANA, GUILLERMO

C

HT: 6-1; **WT:** 180; **BATS:** Right; **THROWS:** Right
RESIDES: Cartagena, Colombia

BORN: March 16, 2001 in Cartagena, Colombia
OPENING DAY AGE: 20

SIGNED BY: Rafael Miranda & Orlando Estevez

ACQUIRED: Signed as an international free agent, July 14, 2017

YEAR	CLUB	AVG	G	AB	R	H	2B	3B	HR	RBI	SAC	SF	HBP	BB	SO	SB	CS	OBP	SLG	E
2018	Dominican Royals 2	.333	1	6	0	2	0	0	0	1	0	0	0	1	0	0	0	.333	.333	0
	Dominican Royals 1	.274	56	175	15	48	2	0	0	18	0	3	3	19	35	5	3	.350	.286	9
2019	Dominican Royals 2	.326	12	46	9	15	6	0	0	6	0	0	1	6	10	1	1	.415	.457	3
	Dominican Royals 1	.271	48	144	13	39	11	0	2	27	1	3	3	26	20	4	1	.386	.389	3
2020	Did not play (no minor league season)																			
Minor League Totals		.280	117	371	37	104	19	0	2	52	1	6	7	51	66	10	5	.372	.348	15

RAMIREZ, JEAN

OF

HT: 5-10; **WT:** 180; **BATS:** Left; **THROWS:** Left
RESIDES: Mao, D.R.

BORN: Oct. 25, 2000 in Mao, D.R.
OPENING DAY AGE: 20

SIGNED BY: Fausto Morel

ACQUIRED: Signed as an international free agent, June 14, 2018

CAREER NOTES: **2019:** Named Dominican Royals 1 Player of the Year after leading the team in hits and RBI... his 29 steals ranked sixth in the Dominican Summer League...played in 10 postseason games, batting .351 (13-for-37) with a team-high 10 runs and five steals en route to a DSL championship.

YEAR	CLUB	AVG	G	AB	R	H	2B	3B	HR	RBI	SAC	SF	HBP	BB	SO	SB	CS	OBP	SLG	E
2018	Dominican Royals 1	.267	17	45	5	12	1	0	0	3	0	0	1	7	8	7	2	.377	.289	0
2019	Dominican Royals 1	.329	53	161	27	53	2	1	2	28	2	7	1	21	18	29	8	.395	.391	3
2020	Did not play (no minor league season)																			
Minor League Totals		.316	70	206	32	65	3	1	2	31	2	7	2	28	26	36	10	.391	.369	3

RAMIREZ, SEBASTIAN

OF

HT: 6-2; **WT:** 160; **BATS:** Left; **THROWS:** Left
RESIDES: Carabobo, Venezuela

BORN: Oct. 1, 2003 in Maracay, Venezuela
OPENING DAY AGE: 17

SIGNED BY: Joelvis Gonzalez, Alberto Garcia

ACQUIRED: Signed as an international free agent, Jan. 29, 2021

YEAR	CLUB	AVG	G	AB	R	H	2B	3B	HR	RBI	SAC	SF	HBP	BB	SO	SB	CS	OBP	SLG	E
2021	2021 will be his first year in professional ball																			

MINOR LEAGUE BIOS (CONT.)

RATLIFF, TAD

RHP

HT: 6-1; WT: 230; BATS: Right; THROWS: Right

BORN: April 3, 1996 in Taylorsville, N.C.

RESIDES: Taylorsville, N.C.

OPENING DAY AGE: 24

SIGNED BY: Matt Price

ACQUIRED: Signed as a non-drafted free agent, June 28, 2017

CAREER NOTES: 2014: Graduated from Alexander Central High School (N.C.)...**2015-17:** Attended Lenoir-Rhyne University (N.C.), where he posted a 3.35 ERA with 97 strikeouts and eight saves during his collegiate career...**2018:** Pitched to a 0.68 ERA (2 ER in 26.2 IP) and .211 opponents' average (20-for-95) with 29 strikeouts (9.78 K/9) and five walks (1.69 BB/9) over his last 17 regular season outings...recorded the save in all three wins in the South Atlantic League championship series...**2019:** Named a Carolina League midseason All-Star and led Royals farmhands with 23 saves, which led the Carolina League...had a win and three saves in the postseason, including saves in all three wins in the Carolina League Championship Series...recorded a 1.08 ERA and two saves (1 ER in 8.1 IP) over nine appearances in the Arizona Fall League.

YEAR	CLUB	W-L	ERA	G	GS	CG	SHO	SV	IP	H	R	ER	HR	HB	BB	SO	WP	BK	AVG
2017	Burlington (R)	0-0	11.25	2	0	0	0	0	4.0	6	5	5	1	0	0	9	0	0	.333
2018	Lexington (A)	2-0	1.68	27	0	0	0	10	48.1	45	12	9	2	1	10	53	2	0	.249
2019	Wilmington (A+)	3-3	2.81	42	0	0	0	*23	51.1	42	19	16	3	3	19	55	3	0	.230
2020		Did not play (no minor league season)																	
Minor League Totals		5-3	2.60	71	0	0	0	33	103.2	93	36	30	6	4	29	117	5	0	.243

RAVE, JOHN

OF

HT: 6-0; WT: 190; BATS: Left; THROWS: Left

BORN: Dec. 30, 1997 in Canton, Ill.

RESIDES: Bloomington, Ill.

OPENING DAY AGE: 23

SIGNED BY: Scott Melvin

ACQUIRED: Selected in the fifth round of the 2019 First-Year Player Draft

CAREER NOTES: 2016: Graduated from Central Catholic High School (Ill.), and was selected by Boston in the 35th round of the First-Year Player Draft, but did not sign...**2018:** Hit .304 in 41 games with Chatham of the Cape Cod League, including .476 (10-for-21) in six playoff games...**2019:** Hit .297 with 12 home runs and 12 steals as a junior at Illinois State University, including a career-high five hits on April 21.

YEAR	CLUB	AVG	G	AB	R	H	2B	3B	HR	RBI	SAC	SF	HBP	BB	SO	SB	CS	OBP	SLG	E
2019	Lexington (A)	.253	46	174	17	44	7	1	2	13	3	1	3	15	58	6	5	.321	.339	3
	Burlington (R)	.175	15	57	11	10	2	0	1	3	0	0	2	12	17	3	0	.338	.263	0
2020		Did not play (no minor league season)																		
Minor League Totals		.234	61	231	28	54	9	1	3	16	3	1	5	27	75	9	5	.326	.320	3

RAYO, OSCAR

LHP

HT: 6-1; WT: 180; BATS: Left; THROWS: Left

BORN: Jan. 3, 2002 in Managua, Nicaragua

RESIDES: Managua, Nicaragua

OPENING DAY AGE: 19

SIGNED BY: Luis Ortiz

ACQUIRED: Signed as an international free agent, Jan. 15, 2021

YEAR	CLUB	W-L	ERA	G	GS	CG	SHO	SV	IP	H	R	ER	HR	HB	BB	SO	WP	BK	AVG
2021		2021 will be his first year in professional baseball																	

REYES, KEVIN

INF

HT: 5-10; WT: 160; BATS: Right; THROWS: Right

BORN: May 5, 2002 in Santo Domingo, D.R.

RESIDES: Santo Domingo, D.R.

OPENING DAY AGE: 18

SIGNED BY: Ramon Peña

ACQUIRED: Signed as an international free agent, March 25, 2019

CAREER NOTES: Tied for eighth among Royals farmhands with 26 stolen bases, despite playing in just 55 games.

YEAR	CLUB	AVG	G	AB	R	H	2B	3B	HR	RBI	SAC	SF	HBP	BB	SO	SB	CS	OBP	SLG	E
2019	Dominican Royals 1	.197	55	152	26	30	4	0	0	9	3	0	1	17	42	26	9	.282	.224	10
2020		Did not play (no minor league season)																		

REYNOSO, JEFFRY

RHP

HT: 6-2; WT: 185; BATS: Right; THROWS: Right

BORN: Oct. 1, 2001 in Santo Domingo, D.R.

RESIDES: Santo Domingo, D.R.

OPENING DAY AGE: 19

SIGNED BY: Ramon Peña

ACQUIRED: Signed as an international free agent, Dec. 10, 2018

CAREER NOTES: 2019: Led Dominican Royals 2 with a 1.94 ERA (min. 20.0 IP), and allowed one earned run or fewer in 10 of his 12 outings.

YEAR	CLUB	W-L	ERA	G	GS	CG	SHO	SV	IP	H	R	ER	HR	HB	BB	SO	WP	BK	AVG
2019	Dominican Royals 2	1-3	1.94	12	8	0	0	0	41.2	38	20	9	0	7	9	31	4	1	.247
2020		Did not play (no minor league season)																	

RIVERA, EMMANUEL

INF

See Major League bios, page 198

MINOR LEAGUE BIOS (CONT.)

RODRIGUEZ, EDWIN

RHP

HT: 6-2; **WT:** 170; **BATS:** Right; **THROWS:** Right
RESIDES: Esperanza, D.R.
SIGNED BY: Fausto Morel
ACQUIRED: Signed as an international free agent, Feb. 8, 2021

BORN: Aug. 24, 2003 in Esperanza, D.R.
OPENING DAY AGE: 17

YEAR	CLUB	W-L	ERA	G	GS	CG	SHO	SV	IP	H	R	ER	HR	HB	BB	SO	WP	BK	AVG	
2021		2021 will be his first year in professional ball																		

RODRIGUEZ, LIZANDRO

INF

HT: 5-11; **WT:** 165; **BATS:** Switch; **THROWS:** Right
RESIDES: Santiago, D.R.
SIGNED BY: Fausto Morel
ACQUIRED: Signed as an international free agent, July 4, 2019

BORN: Nov. 16, 2002 in Santiago, D.R.
OPENING DAY AGE: 18

YEAR	CLUB	AVG	G	AB	R	H	2B	3B	HR	RBI	SAC	SF	HBP	BB	SO	SB	CS	OBP	SLG	E
2020		Did not play (no minor league season)																		

RODRIGUEZ, OMAR

C

HT: 6-1; **WT:** 190; **BATS:** Right; **THROWS:** Right
RESIDES: Valencia, Venezuela
SIGNED BY: Edis Perez
ACQUIRED: Signed as an international free agent, Aug. 10, 2017

BORN: April 9, 2000 in Valencia, Venezuela
OPENING DAY AGE: 20

YEAR	CLUB	AVG	G	AB	R	H	2B	3B	HR	RBI	SAC	SF	HBP	BB	SO	SB	CS	OBP	SLG	E
2018	Dominican Royals 1	.203	25	54	4	11	3	0	0	8	0	0	2	4	16	1	0	.283	.259	2
	Dominican Royals 2	.265	9	34	3	9	3	0	0	2	0	0	2	9	1	0		.342	.353	1
2019	Dominican Royals 1	.272	52	173	8	47	11	0	2	17	0	0	5	21	47	1	1	.367	.370	4
2020		Did not play (no minor league season)																		
Minor League Totals		.257	86	261	15	67	17	0	2	27	0	0	9	27	72	3	1	.347	.345	7

ROSADO, JAROLD

RHP

HT: 6-3; **WT:** 215; **BATS:** Right; **THROWS:** Right
RESIDES: Santiago de los Caballeros, D.R.
SIGNED BY: Fausto Morel
ACQUIRED: Signed as an international free agent, Feb. 25, 2020

BORN: July 13, 2002 in Santiago de los Caballeros, D.R.
OPENING DAY AGE: 18

YEAR	CLUB	W-L	ERA	G	GS	CG	SHO	SV	IP	H	R	ER	HR	HB	BB	SO	WP	BK	AVG	
2020		Did not play (no minor league season)																		

ROSARIO, WANNER

RHP

HT: 6-1; **WT:** 160; **BATS:** Right; **THROWS:** Right
RESIDES: Santiago, D.R.
SIGNED BY: Fausto Morel
ACQUIRED: Signed as an international free agent, March 14, 2019

BORN: Jan. 9, 2001 in Santiago, D.R.
OPENING DAY AGE: 20

YEAR	CLUB	W-L	ERA	G	GS	CG	SHO	SV	IP	H	R	ER	HR	HB	BB	SO	WP	BK	AVG	
2019	Dominican Royals 2	0-0	8.71	6	0	0	0	0	10.1	8	14	10	0	0	15	7	7	0	.229	
2020		Did not play (no minor league season)																		

RUSSELL, ASHELEE (ASHE)

RHP

HT: 6-4; **WT:** 201; **BATS:** Right; **THROWS:** Right
RESIDES: Indianapolis, Ind.
SIGNED BY: Mike Farrell

BORN: Aug. 26, 1996 in Indianapolis, Ind.
OPENING DAY AGE: 24

ACQUIRED: Selected in the first round (21st overall) of the 2015 First-Year Player Draft

CAREER NOTES: 2015: Graduated from Cathedral Catholic High School (Ind.), where he went 5-1 with a 1.02 ERA and 67 strikeouts in 41 innings as a senior, earning Indiana's Gatorade Player of the Year honors for the second straight year...bypassed Texas A&M University to sign with Kansas City...2017-19: Took a leave of absence.

YEAR	CLUB	W-L	ERA	G	GS	CG	SHO	SV	IP	H	R	ER	HR	HB	BB	SO	WP	BK	AVG	
2015	Burlington (R)	0-3	4.21	11	11	0	0	0	36.1	32	18	17	8	1	13	24	2	0	.235	
2016	Surprise (R)	0-1	9.00	2	2	0	0	0	2.0	1	2	2	0	2	2	1	2	0	.200	
2017		Did not play																		
2018		Did not play																		
2019		Did not play																		
2020		Did not play (no minor league season)																		
Minor League Totals		0-4	4.46	13	13	0	0	0	38.1	33	20	19	8	3	15	25	4	0	.234	

MINOR LEAGUE BIOS (CONT.)

SALON, DIONMY

C

HT: 6-2; **WT:** 190; **BATS:** Right; **THROWS:** Right

BORN: Nov. 18, 2001 in Barquisimeto, Venezuela

RESIDES: Barquisimeto, Venezuela

OPENING DAY AGE: 19

SIGNED BY: Alberto Garcia, Joelvis Gonzalez & Orlando Estevez

ACQUIRED: Signed as an international free agent, July 10, 2018

YEAR	CLUB	AVG	G	AB	R	H	2B	3B	HR	RBI	SAC	SF	HBP	BB	SO	SB	CS	OBP	SLG	E
2019	Dominican Royals 1	.147	10	34	3	5	0	0	0	2	0	0	0	7	9	0	0	.293	.147	0
	Dominican Royals 2	.219	32	96	14	21	3	0	0	7	0	0	3	15	17	1	2	.342	.250	4
2020	Did not play (no minor league season)																			
Minor League Totals		.200	42	130	17	26	3	0	0	9	0	0	3	22	26	1	2	.329	.223	4

SANABRIA, CARLOS

RHP

See Major League bios, page 199

SANCHEZ, JAVIER

INF

HT: 5-11; **WT:** 160; **BATS:** Right; **THROWS:** Right

BORN: Oct. 27, 1999 in Los Mochis, México

RESIDES: Los Mochis, México

OPENING DAY AGE: 21

SIGNED BY: Luis Ortiz

ACQUIRED: Signed as an international free agent, May 23, 2017

YEAR	CLUB	AVG	G	AB	R	H	2B	3B	HR	RBI	SAC	SF	HBP	BB	SO	SB	CS	OBP	SLG	E
2017	Dominican Royals	.146	30	89	5	13	4	0	0	6	1	1	2	6	19	3	3	.214	.191	5
2018	Dominican Royals 2	.234	56	184	20	43	10	0	0	16	3	1	2	22	39	3	4	.321	.288	20
2019	Dominican Royals 2	.355	8	31	4	11	2	0	0	7	0	0	0	3	6	3	1	.412	.419	0
	Dominican Royals 1	.221	29	77	9	17	3	0	0	4	2	0	3	10	25	2	1	.333	.260	7
2020	Did not play (no minor league season)																			
Minor League Totals		.220	123	381	38	84	19	0	0	33	6	2	7	41	89	11	9	.306	.270	32

SANCHEZ, RICARDO

C

HT: 5-8; **WT:** 190; **BATS:** Left; **THROWS:** Right

BORN: May 4, 1995 in Dorado, Puerto Rico

RESIDES: Dorado, Puerto Rico

OPENING DAY AGE: 25

SIGNED BY: Lloyd Simmons

ACQUIRED: Signed as a non-drafted free agent, June 25, 2019

CAREER NOTES: **2017:** Attended Seminole State College (Okla.)...**2018:** Transferred to the University of Arkansas at Pine Bluff...**2019:** Recorded a walk-off, three-run home run vs. Texas Southern on March 30...ranked fourth among catchers in the SWAC, throwing out 16 base runners.

YEAR	CLUB	AVG	G	AB	R	H	2B	3B	HR	RBI	SAC	SF	HBP	BB	SO	SB	CS	OBP	SLG	E
2019	Surprise (R)	.000	3	8	0	0	0	0	0	0	0	0	0	0	2	0	0	.000	.000	0
2020	Did not play (no minor league season)																			

SANTANA, ERVIN

RHP

See Major League bios, pages 200-203

SANTANA, OSIRIS

RHP

HT: 5-11; **WT:** 165; **BATS:** Right; **THROWS:** Right

BORN: Oct. 11, 2001 in Azua, D.R.

RESIDES: Azua, D.R.

OPENING DAY AGE: 19

SIGNED BY: Edis Perez

ACQUIRED: Signed as an international free agent, Nov. 12, 2018

YEAR	CLUB	W-L	ERA	G	GS	CG	SHO	SV	IP	H	R	ER	HR	HB	BB	SO	WP	BK	AVG	
2019	Dominican Royals 1	2-0	2.74	13	0	0	0	1	23.0	21	12	7	0	1	9	21	2	0	.241	
2020	Did not play (no minor league season)																			

SCHMIDT, MATT

INF

HT: 6-2; **WT:** 210; **BATS:** Right; **THROWS:** Right

BORN: Jan. 15, 1997 in Fullerton, Calif.

RESIDES: Parker, Colo.

OPENING DAY AGE: 24

SIGNED BY: Mike Farrell

ACQUIRED: Signed as an undrafted free agent, June 23, 2020

CAREER NOTES: **2015:** Graduated from Regis Jesuit High School (Colo.) and was selected by the Yankees in the 37th round of the First-Year Player Draft, but chose to attend the University of Texas, where he was enrolled prior to his transfer...**2016-17:** Attended Cypress College (Calif.)...**2018:** Transferred to the University of Michigan, but played in just 20 games as a junior due to injury...**2019:** Named Academic All-Big Ten selection...**2020:** As a fifth-year senior, hit his first career home run, a go-ahead shot in the eighth inning vs. 2019 National Champion Vanderbilt...he is the son of Colorado Rockies scouting director, Bill Schmidt.

YEAR	CLUB	AVG	G	AB	R	H	2B	3B	HR	RBI	SAC	SF	HBP	BB	SO	SB	CS	OBP	SLG	E
2020	Did not play (no minor league season)																			

MINOR LEAGUE BIOS (CONT.)

SEIJAS, ROTHAIKEG

OF

HT: 5-11; **WT:** 170; **BATS:** Right; **THROWS:** Right

BORN: July 22, 2002 in San Felipe, Venezuela

RESIDES: San Felipe, Venezuela

OPENING DAY AGE: 18

SIGNED BY: Alberto Garcia & Joelvis Gonzalez

ACQUIRED: Signed as an international free agent, July 25, 2018

YEAR	CLUB	AVG	G	AB	R	H	2B	3B	HR	RBI	SAC	SF	HBP	BB	SO	SB	CS	OBP	SLG	E
2019	Dominican Royals 1	.220	41	132	19	26	6	1	17	1	1	1	27	37	4	1	.354	.303	1	
2020		Did not play (no minor league season)																		

SKOGLUND, ERIC

LHP

See Major League bios, pages 204-205

SMITH, ALEX

LHP

HT: 6-3; **WT:** 205; **BATS:** Left; **THROWS:** Left

BORN: Dec. 29, 1996 in Memphis, Tenn.

RESIDES: Memphis, Tenn.

OPENING DAY AGE: 24

SIGNED BY: Travis Ezi

ACQUIRED: Selected in the 24th round of the 2019 First-Year Player Draft

CAREER NOTES: 2015: Graduated from Evangelical Christian School (Tenn.) after transferring from Fayette Academy...2016-19: Attended the University of Memphis, where he went 4-2 with a 3.86 ERA (14 ER in 32.2 IP) and 35 strikeouts (9.6 K/9) in a team-high 26 appearances as a senior.

YEAR	CLUB	W-L	ERA	G	GS	CG	SHO	SV	IP	H	R	ER	HR	HB	BB	SO	WP	BK	AVG	
2019	Burlington (R)	1-3	3.98	14	0	0	0	0	20.1	15	12	9	1	1	14	29	3	0	.205	
2020		Did not play (no minor league season)																		

SMITH, PATRICK

LHP

HT: 6-2; **WT:** 215; **BATS:** Left; **THROWS:** Left

BORN: Oct. 14, 1996 in Elk Grove, Ill.

RESIDES: Schaumburg, Ill.

OPENING DAY AGE: 24

SIGNED BY: Mike Farrell

ACQUIRED: Selected in the 33rd round of the 2019 First-Year Player Draft

CAREER NOTES: 2015: Graduated from Conant High School (Ill.), where he was a part of two combined no-hitters and threw a shutout of his own...2016-17: Attended Heartland Community College, where he reached the NJCAA Division II regionals in both seasons...2018: Transferred to Purdue University...2019: As a senior at Purdue, he had 70 strikeouts in 60.0 innings (10.5 K/9), a rate that set a school record (min. 60.0 IP) and he allowed only one home run...was the winning pitcher and recorded 3.0 scoreless innings, in which he allowed just one hit, in Game 3 of the Appalachian League semifinals.

YEAR	CLUB	W-L	ERA	G	GS	CG	SHO	SV	IP	H	R	ER	HR	HB	BB	SO	WP	BK	AVG	
2019	Burlington (R)	2-0	3.78	21	0	0	0	1	33.1	32	17	14	2	3	15	31	5	0	.260	
2020		Did not play (no minor league season)																		

SNIDER, COLLIN

RHP

See Major League bios, page 206

SOLANO, ADRIAN

RHP

HT: 6-1; **WT:** 165; **BATS:** Right; **THROWS:** Right

BORN: Oct. 17, 1999 in San Pedro de Macoris, D.R.

RESIDES: San Pedro de Macoris, D.R.

OPENING DAY AGE: 21

SIGNED BY: Rafael Vasquez & Fabio Herrera

ACQUIRED: Signed as an international free agent, July 6, 2017

YEAR	CLUB	W-L	ERA	G	GS	CG	SHO	SV	IP	H	R	ER	HR	HB	BB	SO	WP	BK	AVG	
2018	Dominican Royals 1	0-3	3.91	12	1	0	0	0	23.0	24	14	10	1	5	15	22	6	0	.270	
2019	Surprise (R)	1-1	4.45	14	0	0	0	1	28.1	31	20	14	1	1	11	20	6	2	.274	
2020		Did not play (no minor league season)																		
Minor League Totals		1-4	4.21	26	1	0	0	1	51.1	55	34	24	2	6	26	42	12	2	.272	

SOTILLET, ANDRES

RHP

See Major League bios, page 207

SPEIER, GABE

LHP

See Major League bios, pages 208-209

STARLING, BUBBA

OF

See Major League bios, pages 210-211

MINOR LEAGUE BIOS (CONT.)

STEELE, EVAN

LHP

HT: 6-5; **WT:** 210; **BATS:** Right; **THROWS:** Left
RESIDES: Marietta, Ga.

BORN: Nov. 14, 1996 in Marietta, Ga.
OPENING DAY AGE: 24

SIGNED BY: Jim Buckley

ACQUIRED: Selected in the second round of the 2017 First-Year Player Draft

CAREER NOTES: 2015: Graduated from Marietta High School (Ga.), where he was named a preseason All-American by Perfect Game as a senior...2016: Attended Vanderbilt University...2017: Transferred to Chipola College (Fla.), where he went 5-0 with a 2.01 ERA (9 ER in 40.1 IP) and 58 strikeouts in 10 starts...earned two wins in the NJCAA Division I World Series and was named Most Outstanding Pitcher of the tournament...allowed just two earned runs with 13 strikeouts in his first four professional starts (6.0 IP), before surrendering three runs in his final start (2.0 IP)...2019: Led Lexington pitchers with a 2.39 ERA (min. 10 starts), but was placed on the 7-day IL on July 26, ending his season...had a career-high 10 strikeouts over 5.0 innings on July 12 vs. Greenville, his second-to-last start.

YEAR CLUB	W-L	ERA	G	GS	CG	SHO	SV	IP	H	R	ER	HR	HB	BB	SO	WP	BK	AVG	
2017 Surprise (R)	0-2	5.63	5	5	0	0	0	8.0	11	8	5	2	2	2	16	0	0	.306	
2018	Did not play																		
2019 Lexington (A)	4-3	2.39	11	11	0	0	0	49.0	40	15	13	2	3	15	56	1	0	.225	
2020	Did not play (no minor league season)																		
Minor League Totals	4-5	2.84	16	16	0	0	0	57.0	51	23	18	4	5	17	72	1	0	.238	

STIL, MATTHEW

RHP

HT: 6-3; **WT:** 190; **BATS:** Right; **THROWS:** Right
RESIDES: Marlton, N.J.

BORN: July 5, 2000 in Marlton, N.J.
OPENING DAY AGE: 20

SIGNED BY: Casey Fahy

ACQUIRED: Selected in the 21st round of the 2019 First-Year Player Draft

CAREER NOTES: 2018: Graduated from Cherokee High School (N.J.), where he was a Rawlings/Perfect Game Preseason All-American honorable mention...2019: Attended Rowan College of South Jersey, where he helped the Roadrunners advance to the NJCAA Division III National Championship, where the lost in the finals...went 2-0 with a 3.33 ERA (10 ER in 27.0 IP) and 45 strikeouts (15.0 K/9) in 10 outings (4 starts) for the Roadrunners.

YEAR CLUB	W-L	ERA	G	GS	CG	SHO	SV	IP	H	R	ER	HR	HB	BB	SO	WP	BK	AVG	
2019 Surprise (R)	0-3	6.30	9	0	0	0	0	10.0	9	11	7	2	0	10	15	5	0	.257	
2020	Did not play (no minor league season)																		

TOLBERT, TYLER

INF

HT: 6-0; **WT:** 165; **BATS:** Right; **THROWS:** Right
RESIDES: Trussville, Ala.

BORN: Jan. 27, 1998 in Birmingham, Ala.
OPENING DAY AGE: 23

SIGNED BY: Nick Hamilton

ACQUIRED: Selected in the 13th round of the 2019 First-Year Player Draft

CAREER NOTES: 2016: Graduated from Hewitt-Trussville High School (Ala.), where he was the Birmingham/Central Alabama Player of the Year while leading his school to the Class 7A state title, batting .447 as a senior with a school-record 71 hits and 41 stolen bases...2018: Made an acrobatic catch on April 17 at Auburn that was the No. 8 play on SportsCenter's Top-10 plays that night...2019: Hit .282 with 41 stolen bases in 46 games for the University of Alabama-Birmingham, including a career-high five hits in his final game...he's the cousin of NFL QB Joshua Dobbbs, whose 9,360 yards at Tennessee rank third in school history...had 28 steals (in 29 attempts) in 50 games during his pro debut, seventh most among Royals farmhands.

YEAR CLUB	AVG	G	AB	R	H	2B	3B	HR	RBI	SAC	SF	HBP	BB	SO	SB	CS	OBP	SLG	E
2019 Surprise (R)	.221	41	140	26	31	2	1	0	18	2	3	7	22	41	26	0	.349	.250	1
Idaho Falls (R)	.382	9	34	11	13	2	3	0	6	3	1	0	1	8	2	1	.389	.618	0
2020	Did not play (no minor league season)																		
Minor League Totals	.253	50	174	37	44	4	4	0	24	5	4	7	23	49	28	1	.356	.322	1

ULLOA, FRANCISCO

OF

HT: 5-11; **WT:** 170; **BATS:** Right; **THROWS:** Right
RESIDES: La Vega, D.R.

BORN: Oct. 18, 2003 in Santo Domingo Este, D.R.
OPENING DAY AGE: 17

SIGNED BY: Fausto Morel

ACQUIRED: Signed as an international free agent, Jan. 19, 2021

YEAR CLUB	AVG	G	AB	R	H	2B	3B	HR	RBI	SAC	SF	HBP	BB	SO	SB	CS	OBP	SLG	E
2021	2021 will be his first year in professional baseball																		

VARGAS, YEISON

INF

HT: 5-11; **WT:** 155; **BATS:** Right; **THROWS:** Right
RESIDES: Azua, D.R.

BORN: Sept. 10, 2003 in Azua, D.R.
OPENING DAY AGE: 17

SIGNED BY: Daniel Guerrero

ACQUIRED: Signed as an international free agent, Feb. 9, 2021

YEAR CLUB	AVG	G	AB	R	H	2B	3B	HR	RBI	SAC	SF	HBP	BB	SO	SB	CS	OBP	SLG	E
2021	2021 will be his first year in professional baseball																		

MINOR LEAGUE BIOS (CONT.)

VALDEZ, ENRIQUE

INF

HT: 6-0; **WT:** 158; **BATS:** Left; **THROWS:** Right

BORN: May 15, 2001 in San Pedro De Macoris, D.R.

RESIDES: San Pedro De Macoris, D.R.

OPENING DAY AGE: 19

SIGNED BY: Rafael Vasquez & Fabio Herrera

ACQUIRED: Signed as an international free agent, July 6, 2017

CAREER NOTES: 2018: Named Dominican Royals 1 Player of the Year in his professional debut, batting .264 in 27 games, including 24 starts at shortstop...also hit .307 in 26 games with the Dominican Royals 2 team, and was named a Dominican League midseason All-Star.

YEAR	CLUB	AVG	G	AB	R	H	2B	3B	HR	RBI	SAC	SF	HBP	BB	SO	SB	CS	OBP	SLG	E
2018	Dominican Royals 2	.307	26	101	14	31	4	1	0	7	1	0	2	6	23	6	4	.358	.366	9
	Dominican Royals 1	.264	27	91	10	24	1	1	0	8	1	1	0	8	23	8	5	.320	.297	9
2019	Surprise (R)	.220	46	164	19	36	8	2	0	23	3	2	1	11	46	4	.270	.293	15	
2020	Did not play (no minor league season)																			
Minor League Totals		.256	99	356	43	91	13	4	0	38	5	3	3	25	92	18	13	.307	.315	33

VALENZUELA, OSCAR

RHP

HT: 5-11; **WT:** 171; **BATS:** Right; **THROWS:** Right

BORN: March 2, 2001 in Tampico, México

RESIDES: Altamira, México

OPENING DAY AGE: 20

SIGNED BY: Manuel Samaniego & Luis Ortiz

ACQUIRED: Signed as an international free agent, April 24, 2018

YEAR	CLUB	W-L	ERA	G	GS	CG	SHO	SV	IP	H	R	ER	HR	HB	BB	SO	WP	BK	AVG
2018	Dominican Royals 1	3-0	2.95	11	0	0	0	2	21.1	14	10	7	0	1	7	8	1	0	.182
2019	Dominican Royals 2	1-4	3.48	12	6	0	0	1	41.1	45	22	16	2	4	9	20	1	0	.276
	Dominican Royals 1	0-0	0.00	2	0	0	0	1	7.1	3	0	0	0	1	3	0	0	.130	
2020	Did not play (no minor league season)																		
Minor League Totals		4-4	2.96	25	6	0	0	4	70.0	62	32	23	2	6	17	31	2	0	.236

VALERIO, SAMUEL

RHP

HT: 6-4; **WT:** 220; **BATS:** Right; **THROWS:** Right

BORN: Oct. 8, 2001 in Santo Domingo Centro, D.R.

RESIDES: Santo Domingo, D.R.

OPENING DAY AGE: 19

SIGNED BY: Edis Perez

ACQUIRED: Signed as an international free agent, July 6, 2018

YEAR	CLUB	W-L	ERA	G	GS	CG	SHO	SV	IP	H	R	ER	HR	HB	BB	SO	WP	BK	AVG
2019	Dominican Royals 1	3-1	4.62	11	4	0	0	0	25.1	23	19	13	1	6	13	31	1	1	.240
2020	Did not play (no minor league season)																		

VAN BUREN, MALCOLM

RHP

HT: 6-4; **WT:** 185; **BATS:** Right; **THROWS:** Right

BORN: July 5, 1998 in Charleston, S.C.

RESIDES: Goose Creek, S.C.

OPENING DAY AGE: 22

SIGNED BY: Joel Matthews

ACQUIRED: Selected in the 31st round of the 2016 First-Year Player Draft

CAREER NOTES: 2016: Graduated from Hanahan High School (S.C.), where he went 5-3 with a 1.92 ERA and 65 strikeouts in 47.1 innings (12.36 K/9) as a senior...bypassed North Carolina State to sign with Kansas City... was the youngest player selected by Kansas City in the 2016 Draft...underling Tommy John Surgery shortly after the Draft.

YEAR	CLUB	W-L	ERA	G	GS	CG	SHO	SV	IP	H	R	ER	HR	HB	BB	SO	WP	BK	AVG
2017	Surprise (R)	0-3	7.12	12	11	0	0	0	30.1	36	31	24	3	6	19	25	9	0	.293
2018	Burlington (R)	0-5	8.91	10	7	0	0	0	33.1	39	34	33	7	7	31	37	10	2	.291
2019	Burlington (R)	1-5	5.40	12	8	0	0	0	41.2	30	28	25	5	3	32	59	11	0	.201
	Idaho Falls (R)	0-0	2.25	1	0	0	0	1	4.0	3	1	1	0	2	1	6	0	0	.200
2020	Did not play (no minor league season)																		
Minor League Totals		1-13	6.83	35	26	0	0	1	109.1	108	94	83	15	18	83	127	30	2	.257

VASQUEZ, JAVIER

RHP

HT: 6-2; **WT:** 180; **BATS:** Right; **THROWS:** Right

BORN: Jan. 6, 2000 in Santo Domingo, D.R.

RESIDES: Santo Domingo, D.R.

OPENING DAY AGE: 21

SIGNED BY: Rafael Vasquez

ACQUIRED: Signed as an international free agent, April 5, 2018

YEAR	CLUB	W-L	ERA	G	GS	CG	SHO	SV	IP	H	R	ER	HR	HB	BB	SO	WP	BK	AVG
2018	Dominican Royals 1	0-0	4.76	6	0	0	0	0	11.1	9	6	6	0	1	8	10	3	0	.225
	Dominican Royals 2	2-2	4.24	8	0	0	0	0	17.0	16	15	8	1	3	12	20	5	2	.239
2019	Dominican Royals 1	3-2	1.09	14	0	0	0	2	24.2	13	5	3	0	2	18	33	5	1	.163
2020	Did not play (no minor league season)																		
Minor League Totals		5-4	2.89	28	0	0	0	2	53.0	38	26	17	1	6	38	63	13	3	.203

MINOR LEAGUE BIOS (CONT.)

VASQUEZ, RICHI

RHP

HT: 6-1; **WT:** 155; **BATS:** Right; **THROWS:** Right
RESIDES: San Cristóbal, D.R.
SIGNED BY: Edis Perez
ACQUIRED: Signed as an international free agent, July 7, 2017

BORN: Sept. 18, 2000 in Los Llanos, D.R.
OPENING DAY AGE: 20

YEAR	CLUB	W-L	ERA	G	GS	CG	SHO	SV	IP	H	R	ER	HR	HB	BB	SO	WP	BK	AVG
2018	Dominican Royals 2	0-3	8.78	12	5	0	0	0	26.2	32	28	26	2	8	25	23	2	1	.317
2019	Dominican Royals 2	1-2	2.90	15	1	0	0	0	31.0	29	14	10	0	3	11	33	7	1	.244
2020		Did not play (no minor league season)																	
Minor League Totals		1-5	5.62	27	6	0	0	0	57.2	61	42	36	2	11	36	56	9	2	.277

VAZQUEZ, DANIEL

INF

HT: 6-2; **WT:** 170; **BATS:** Right; **THROWS:** Right
RESIDES: Villa Mella, D.R.
SIGNED BY: Edis Perez
ACQUIRED: Signed as an international free agent, Jan. 18, 2021

BORN: Dec. 15, 2003 in Villa Mella, D.R.
OPENING DAY AGE: 17

YEAR	CLUB	AVG	G	AB	R	H	2B	3B	HR	RBI	SAC	SF	HBP	BB	SO	SB	CS	OBP	SLG	E
2021		2021 will be his first year in professional baseball																		

VECERKA, VIKTOR

LHP

HT: 6-3; **WT:** 215; **BATS:** Left; **THROWS:** Left
RESIDES: Moravia, Czech Republic
SIGNED BY: Nick Leto
ACQUIRED: Signed as an international free agent, July 15, 2019

BORN: May 16, 2000 in Moravia, Czech Republic
OPENING DAY AGE: 20

YEAR	CLUB	W-L	ERA	G	GS	CG	SHO	SV	IP	H	R	ER	HR	HB	BB	SO	WP	BK	AVG
2020		Did not play (no minor league season)																	

VELIZ, MAURICIO

RHP

HT: 6-2; **WT:** 170; **BATS:** Right; **THROWS:** Right
RESIDES: Bolívar, Venezuela
SIGNED BY: Edgarluis Fuentes & Joelvis Gonzalez
ACQUIRED: Signed as an international free agent, July 10, 2019

BORN: July 17, 2002 in Bolívar, Venezuela
OPENING DAY AGE: 18

YEAR	CLUB	W-L	ERA	G	GS	CG	SHO	SV	IP	H	R	ER	HR	HB	BB	SO	WP	BK	AVG
2020		Did not play (no minor league season)																	

VENEZIANO, ANTHONY

LHP

HT: 6-6; **WT:** 200; **BATS:** Left; **THROWS:** Left
RESIDES: Hackettstown, N.J.
SIGNED BY: Joe Barbera

BORN: Sept. 1, 1997 in Hackettstown, N.J.
OPENING DAY AGE: 23

ACQUIRED: Selected in the 10th round of the 2019 First-Year Player Draft
CAREER NOTES: 2016: Graduated from Warren Hills High School (N.J.), where he had a 0.74 ERA and 64 strikeouts in 471 innings as a senior...threw 9.0 no-hit innings with 16 strikeouts in a game that year, but got a no-decision in his school's 1-0 loss in 11 innings...2018: Had a 4.29 ERA in four starts (14.2 IP) with the Cotuit Kettleers of the Cape Cod League...2019: As a junior at Coastal Carolina University, he went 5-3 with 85 strikeouts in 78.0 innings (9.8 K/9) over 21 appearances...pitched 4.0 scoreless, no-hit innings of relief to earn the win in Game 2 of the Pioneer League Championship Series.

YEAR	CLUB	W-L	ERA	G	GS	CG	SHO	SV	IP	H	R	ER	HR	HB	BB	SO	WP	BK	AVG
2019	Idaho Falls (R)	3-4	5.59	13	11	0	0	1	46.2	65	35	29	6	3	13	44	4	0	.323
2020		Did not play (no minor league season)																	

VIDAL, STEPHAN

C

HT: 6-1; **WT:** 215; **BATS:** Right; **THROWS:** Right
RESIDES: Jackson, Miss.
SIGNED BY: Travis Ezi

BORN: April 4, 1996 in Willemstad, Curacao
OPENING DAY AGE: 24

ACQUIRED: Signed as a non-drafted free agent, June 16, 2018
CAREER NOTES: 2014-16: Attended North Central Missouri College...2017-18: Transferred to Jackson State, where he hit .335 (56-for-167) with 19 extra-base hits and 35 RBI in 49 games as a senior.

YEAR	CLUB	AVG	G	AB	R	H	2B	3B	HR	RBI	SAC	SF	HBP	BB	SO	SB	CS	OBP	SLG	E
2018	Surprise (R)	.286	13	42	5	12	1	0	0	2	0	0	2	4	12	0	1	.375	.310	1
2019	Wilmington (A+)	.125	4	8	0	1	0	0	0	0	0	0	0	0	2	0	0	.125	.125	0
	Idaho Falls (R)	.222	20	72	10	16	4	0	3	8	0	0	1	7	20	0	0	.300	.403	0
2020		Did not play (no minor league season)																		
Minor League Totals		.238	37	122	15	29	5	0	3	10	0	0	3	11	34	0	1	.316	.352	1

MINOR LEAGUE BIOS (CONT.)

VILLAR, LUIS

LHP

HT: 5-10; **WT:** 159; **BATS:** Left; **THROWS:** Left
RESIDES: Santo Domingo Este, D.R.
SIGNED BY: Edis Perez

BORN: Nov. 8, 2000 in Santo Domingo Este, D.R.
OPENING DAY AGE: 20

ACQUIRED: Signed as an international free agent, July 5, 2017

CAREER NOTES: 2018: Held opponents to one earned run or fewer in five of six starts, and five of his six relief outings were scoreless.

YEAR	CLUB	W-L	ERA	G	GS	CG	SHO	SV	IP	H	R	ER	HR	HB	BB	SO	WP	BK	AVG
2018	Dominican Royals 1	4-1	1.49	12	6	0	0	0	36.1	35	14	6	0	3	6	35	1	0	.252
2019	Dominican Royals 1	0-4	2.59	13	11	0	0	0	48.2	47	22	14	0	0	7	52	6	1	.246
2020	Did not play (no minor league season)																		
Minor League Totals		4-5	2.12	25	17	0	0	0	85.0	82	36	20	0	3	13	87	7	1	.248

VINES, JACE

RHP

HT: 6-3; **WT:** 215; **BATS:** Right; **THROWS:** Right
RESIDES: McKinney, Texas
SIGNED BY: Justin Lehr

BORN: Sept. 4, 1994 in Dallas, Texas
OPENING DAY AGE: 26

ACQUIRED: Selected in the fourth round of the 2016 First-Year Player Draft

CAREER NOTES: 2013: Graduated from Prosper High School (Texas)...2014: Attended Tyler Junior College, where he went 10-1 with a 1.77 ERA to earn NJCAA Division III Pitcher of the Year and NJCAA All-America First-Team honors...2015-16: Transferred to Texas A&M University...2017: Named South Atlantic League midseason All-Star.

YEAR	CLUB	W-L	ERA	G	GS	CG	SHO	SV	IP	H	R	ER	HR	HB	BB	SO	WP	BK	AVG
2016	Surprise (R)	0-0	10.80	1	0	0	0	0	1.2	3	2	2	0	0	1	2	0	0	.375
	Idaho Falls (R)	1-6	6.47	12	11	0	0	1	55.2	79	51	40	6	1	17	35	7	0	.329
2017	Lexington (A)	9-5	3.42	19	14	0	0	3	100.0	96	45	38	6	6	23	63	5	0	.255
	Wilmington (A+)	3-3	3.60	7	7	2	0	0	40.0	41	17	16	2	0	15	20	3	0	.277
	Omaha (AAA)	0-0	3.00	1	1	0	0	0	6.0	6	2	2	0	0	0	3	0	0	.250
2018	NW Arkansas (AA)	4-3	6.48	9	7	0	0	0	41.2	52	31	30	5	6	15	28	7	0	.325
	Wilmington (A+)	2-8	5.04	18	17	1	0	1	94.2	122	62	53	5	3	28	59	7	0	.310
2019	NW Arkansas (AA)	2-5	5.47	11	9	0	0	0	51.0	66	43	31	5	6	21	40	6	1	.317
2020	Did not play (no minor league season)																		
Minor League Totals		21-30	4.88	78	66	3	0	5	390.2	465	253	212	29	22	120	250	35	1	.299

VITRAGO, DANIEL

LHP

HT: 5-10; **WT:** 155; **BATS:** Left; **THROWS:** Left
RESIDES: Valencia, Venezuela
SIGNED BY: Orlando Estevez

BORN: Dec. 5, 2000 in Valencia, Venezuela
OPENING DAY AGE: 20

ACQUIRED: Signed as an international free agent, July 18, 2017

YEAR	CLUB	W-L	ERA	G	GS	CG	SHO	SV	IP	H	R	ER	HR	HB	BB	SO	WP	BK	AVG
2018	Dominican Royals 1	2-2	2.81	12	4	0	0	1	25.2	19	9	8	0	1	14	25	2	1	.213
2019	Dominican Royals 2	1-0	1.57	7	4	0	0	0	23.0	17	4	4	1	1	5	26	4	0	.210
	Dominican Royals 1	0-1	0.84	4	1	0	0	1	10.2	7	2	1	0	0	0	15	1	0	.184
2020	Did not play (no minor league season)																		
Minor League Totals		3-3	1.97	23	9	0	0	2	59.1	43	15	13	1	2	19	66	7	1	.207

WALLACE, CHASE

RHP

HT: 6-2; **WT:** 195; **BATS:** Right; **THROWS:** Right
RESIDES: Sevierville, Tenn.
SIGNED BY: William Howard

BORN: Nov. 13, 1998 in Carrollton, Ga.
OPENING DAY AGE: 22

ACQUIRED: Signed as an undrafted free agent, June 23, 2020

CAREER NOTES: 2017: Graduated from Sevier County High School (Tenn.), where he led his team to its first ever state tournament appearance as a junior...named *Rawlings/Perfect Game* Honorable Mention All-American as a senior...2019: Missed most of his sophomore season as the University of Tennessee due to injury, but posted a 2.74 ERA (7 ER in 23.0 IP) in 14 relief outings in the Cape Cod League...2020: Made four starts as a junior, including a career-high 5.2 scoreless innings in his first career start vs. Western Illinois.

YEAR	CLUB	W-L	ERA	G	GS	CG	SHO	SV	IP	H	R	ER	HR	HB	BB	SO	WP	BK	AVG
2020	Did not play (no minor league season)																		
Minor League Totals		3-3	1.97	23	9	0	0	2	59.1	43	15	13	1	2	19	66	7	1	.207

WANG, CHIH

LHP

HT: 6-1; **WT:** 230; **BATS:** Left; **THROWS:** Left
RESIDES: Taichung, Taiwan

BORN: Jan. 24, 1999 in Taichung, Taiwan
OPENING DAY AGE: 22

ACQUIRED: Signed as an international free agent, July 31, 2017

CAREER NOTES: 2019: Named a Pioneer League midseason All-Star...recorded a 1.17 ERA (1 ER in 7.2 IP) over two postseason starts.

YEAR	CLUB	W-L	ERA	G	GS	CG	SHO	SV	IP	H	R	ER	HR	HB	BB	SO	WP	BK	AVG
2018	Surprise (R)	1-2	4.95	13	0	0	0	2	40.0	45	23	22	1	2	22	40	5	0	.285
2019	Idaho Falls (R)	4-1	3.18	15	0	0	0	0	34.0	33	15	12	2	2	9	39	5	0	.248
2020	Did not play (no minor league season)																		
Minor League Totals		5-3	4.14	28	0	0	0	2	74.0	78	38	34	3	4	31	79	10	0	.268

MINOR LEAGUE BIOS (CONT.)

WATSON, NOLAN

RHP

HT: 6-2; WT: 195; BATS: Right; THROWS: Right
RESIDES: Indianapolis, Ind.

BORN: Jan. 25, 1997 in Indianapolis, Ind.
OPENING DAY AGE: 24

SIGNED BY: Mike Farrell

ACQUIRED: Selected in the first round (33rd overall) of the 2015 First-Year Player Draft

CAREER NOTES: **2015:** Graduated from Lawrence North High School (Ind.), where he went 6-1 with a 0.68 ERA and 81 strikeouts in 51.2 innings as a senior...**2018:** Recorded career highs in wins (10), innings (125.1) and strikeouts (93), and matched a career high with 24 starts...recorded his first two career shutouts: June 15, a 4-0 win at Rome, his last start with Lexington, in which he allowed just six hits and no walks with seven strikeouts in 9.0 innings...also had a 7.0-inning shutout in an 8-0 Wilmington win at Frederick on July 23, in which he allowed just two hits and one walk, with four strikeouts...**2019:** Placed on the 7-day IL following his first start of the season on April 9, and missed the rest of the year due to injury.

YEAR	CLUB	W-L	ERA	G	GS	CG	SHO	SV	IP	H	R	ER	HR	HB	BB	SO	WP	BK	AVG
2015	Burlington (R)	0-3	4.91	11	11	0	0	0	29.1	39	24	16	2	3	11	16	4	0	.320
2016	Lexington (A)	3-11	7.57	24	24	0	0	0	96.1	125	95	81	19	10	44	60	10	5	.314
2017	Lexington (A)	1-10	6.78	15	13	0	0	1	69.0	101	64	52	8	3	33	41	6	1	.345
	Surprise (R)	0-1	25.07	4	2	0	0	0	4.2	15	13	13	0	0	4	2	3	0	.536
	Burlington (R)	0-1	7.36	3	3	0	0	0	11.0	15	9	9	0	0	3	10	1	0	.306
2018	Wilmington (A+)	6-4	4.60	11	11	1	1	1	58.2	65	33	30	5	4	26	30	3	0	.291
	Lexington (A)	4-6	5.81	13	13	1	1	0	66.2	94	55	43	9	9	21	62	7	1	.331
2019	Wilmington (A+)	0-0	0.00	1	1	0	0	0	4.1	4	1	0	0	1	1	3	1	0	.222
2020		Did not play (no minor league season)																	
Minor League Totals		14-36	6.46	82	78	2	2	1	340.0	458	294	244	43	30	143	225	35	7	.324

WEBB, NATHAN

RHP

HT: 6-2; WT: 215; BATS: Right; THROWS: Right
RESIDES: Lee's Summit, Mo.

BORN: Aug. 20, 1997 in Kansas City, Mo.
OPENING DAY AGE: 23

SIGNED BY: Matt Price

ACQUIRED: Selected in the 34th round of the 2016 First-Year Player Draft

CAREER NOTES: **2016:** Graduated from Lee's Summit North High School (Mo.)...was one of four players on his Lee's Summit North High School team who worked on the Kauffman Stadium grounds crew...bypassed the University of Central Missouri to sign with Kansas City...**2017:** Recorded his first career complete game (7.0 IP) in a 5-1 win at Kingsport on July 27...**2019:** Named Pioneer League Pitcher of the Week on Aug. 4 after recording 10 strikeouts over 7.0 shutout innings in a complete game win in the second half of a doubleheader on Aug. 2 vs. Billings...he was one of four Royals farmhands to record a shutout in 2019.

YEAR	CLUB	W-L	ERA	G	GS	CG	SHO	SV	IP	H	R	ER	HR	HB	BB	SO	WP	BK	AVG
2016	Surprise (R)	1-1	5.06	12	0	0	0	0	16.0	14	9	9	0	2	12	16	4	0	.233
2017	Burlington (R)	3-5	5.28	12	12	1	0	0	58.0	61	42	34	5	5	22	44	7	1	.269
2018	Idaho Falls (R)	1-2	10.42	11	1	0	0	0	38.0	54	44	44	10	0	29	36	5	0	.333
2019	Idaho Falls (R)	4-3	4.55	13	12	1	1	0	63.1	72	43	32	6	11	27	77	6	0	.288
2020		Did not play (no minor league season)																	
Minor League Totals		9-11	6.11	48	25	2	1	0	175.1	201	138	119	21	18	90	173	22	1	.288

WILLIS, MARLIN

LHP

HT: 6-4; WT: 195; BATS: Left; THROWS: Left
RESIDES: Decatur, Ga.

BORN: June 5, 1998 in Powder Springs, Ga.
OPENING DAY AGE: 22

SIGNED BY: Nick Hamilton

ACQUIRED: Selected in the 18th round of the 2017 First-Year Player Draft

CAREER NOTES: **2017:** Graduated from McEachern High School (Ga.)...named Rawlings Perfect Game Honorable Mention All-American as a senior...attended the Dream Series in Tempe, Ariz., a program designed to benefit minority high school players around the country...committed to Georgia State before signing with Kansas City.

YEAR	CLUB	W-L	ERA	G	GS	CG	SHO	SV	IP	H	R	ER	HR	HB	BB	SO	WP	BK	AVG
2017	Surprise (R)	1-1	3.80	8	3	0	0	0	21.1	22	12	9	0	1	5	13	7	1	.259
2018	Burlington (R)	3-5	8.38	11	3	0	0	0	38.2	49	40	36	5	10	34	32	7	2	.310
2019	Burlington (R)	2-1	2.85	11	5	0	0	0	47.2	35	17	15	4	4	28	49	5	3	.207
	Idaho Falls (R)	1-0	0.00	1	0	0	0	0	2.0	0	0	0	0	0	0	1	0	0	.000
2020		Did not play (no minor league season)																	
Minor League Totals		7-7	4.92	31	11	0	0	0	109.2	106	69	60	9	15	67	94	20	6	.254

WITT JR., BOBBY

INF

See Major League bios, page 212

MINOR LEAGUE BIOS (CONT.)

WOODS JR., STEPHEN

RHP

HT: 6-1; **WT:** 200; **BATS:** Right; **THROWS:** Right

BORN: June 10, 1995 in New Hyde Park, N.Y.

RESIDES: Huntington Station, N.Y.

OPENING DAY AGE: 25

SIGNED BY: Roy Callari (Giants)

ACQUIRED: Selected from Tampa Bay in the 2019 Rule 5 Draft

CAREER NOTES: **2013:** Graduated from Half Hollow Hills East High School (N.Y.)...selected by Tampa Bay in the sixth round of the First-Year Player Draft, but did not sign...**2014-16:** Attended State University of New York at Albany, where he struck out 88 batters in 64.2 innings (12.2 K/9) as a junior...**2016:** Selected by San Francisco in the eighth round of the First-Year Player Draft...**2017:** Recorded a career-best 23 starts and 110.0 innings in his first full professional season...**2018:** Missed the entire season due to injury...**2019:** Went 9-3 with a career-best 1.88 ERA (18 ER in 86.1 IP) in 18 appearances for Advanced-A Charlotte...his ERA would've led the Florida State League, but he fell 22.0 innings shy of qualifying...was selected by Kansas City with the fourth overall pick in the Rule 5 Draft...**2020:** was outrighted off the 40-man roster in July, and the Royals agreed to send Tampa Bay a PTBNL and cash to retain his rights...he's allowed just six home runs in 231.1 career innings (0.2 HR/9).

YEAR	CLUB	W-L	ERA	G	GS	CG	SHO	SV	IP	H	R	ER	HR	HB	BB	SO	WP	BK	AVG	
2016	Arizona Giants (R)	0-2	2.67	10	8	0	0	0	27.0	25	19	8	0	3	17	25	2	0	.236	
	Salem-Keizer (A)	1-0	5.63	2	2	0	0	0	8.0	7	6	5	1	0	5	12	5	0	.233	
2017	Augusta (A)	6-7	2.95	23	23	0	0	0	110.0	93	46	36	3	5	64	113	20	0	.226	
2018		Did not play (injured)																		
2019	Charlotte (A+)	9-3	1.88	18	12	0	0	0	86.1	71	25	18	2	7	33	79	7	0	.225	
2020		Did not play (no minor league season)																		
Minor League Totals		16-12	2.61	53	45	0	0	0	231.1	196	96	67	6	15	119	229	34	0	.227	

YUKI, KAITO

RHP

HT: 6-2; **WT:** 170; **BATS:** Right; **THROWS:** Right

BORN: May 12, 2002 in Tondabayashi, Japan

RESIDES: Osaka, Japan

OPENING DAY AGE: 18

SIGNED BY: Hiroyuki Oya & Phil Dale

ACQUIRED: Signed as an international free agent, July 7, 2018

CAREER NOTES: Signed with Kansas City after completing his junior high season...at 16 years old, he was believed to be the youngest player from Japan to sign with a Major League team.

YEAR	CLUB	W-L	ERA	G	GS	CG	SHO	SV	IP	H	R	ER	HR	HB	BB	SO	WP	BK	AVG	
2019		Did not play																		
2020		Did not play (no minor league season)																		





1



2



MEDIA & MISCELLANEOUS



12



15

MEDIA RELATIONS STAFF



MIKE CUMMINGS

ASSISTANT DIRECTOR-MEDIA RELATIONS

Mike Cummings is in his ninth season as the Assistant Director-Media Relations, joining the staff on April 26, 2013. In his role, he oversees the day-to-day media relations efforts of the club, producing the daily game notes, press releases and serves as the editor of team publications. In 2017, he served as a contributing editor/writer for the book, "Kansas City Royals 50 Years: A Golden History".

He previously served as an Assistant Director of Media Relations at the University of Kansas from 2006-13. While at KU, he was the primary baseball contact for seven years and also worked with the Jayhawks' football and women's soccer programs. He began his career as an intern in the sports information office at Virginia Tech during the 2005-06 athletic season. Cummings has written/designed three media guides that earned "Best in the Nation" honors by the College Sports Information Directors of America (CoSIDA).

Cummings received his Bachelor of Arts degree in communications from the University of North Dakota in 2004, and worked in the media relations office for five years as a student/graduate assistant. A native of Fargo, North Dakota, Cummings resides in Lenexa, Kansas.



NICK KAPPEL

MANAGER-COMMUNICATIONS & BROADCASTING

Nick Kappel is in his sixth season with the Royals, and second serving as the Manager-Communications & Broadcasting. In his role, Kappel assists with game notes, press releases, Royals publications and MLB broadcasting correspondence. Following the 2016 season, he helped launch the Royal Rundown blog, serving as the primary editor, while in 2017 he was a contributing editor/writer for the book, "Kansas City Royals 50 Years: A Golden History".

Kappel was a Communications Intern with the Tampa Bay Rays in 2015, and filled a similar role with the Miami Marlins during the 2014 season. Prior to his time with the Marlins, he served as a press box assistant with the Jupiter Hammerheads in the Florida State League, held an internship with Perfect Game USA and served as a minor league stringer for Baseball Info Solutions.

He graduated from the University of Iowa in 2012 with a Bachelor of Arts degree in journalism. He also attended Iowa State University and spent a semester at Kirkwood Community College in Iowa City. A native of Waterloo, Iowa, Kappel resides in Kansas City, Missouri, with his fiancée, Caitlin.



IAN KRAFT

COORDINATOR-MEDIA RELATIONS

Ian Kraft is in his second season with the Royals, and first serving as the Coordinator-Media Relations. In this role, Kraft is the main point person on media credentialing and focuses on administrative tasks in the department, while also assisting with daily game notes, publications, press releases and other Royals content, and occasionally assisting with Spanish translation.

Kraft began his career in professional baseball in 2017 as the Publications Intern with the Arizona Diamondbacks, and transitioned into media relations in 2018, when he first joined the Royals as a Media Relations Intern. Following the season, he joined the Minnesota Twins as a Communications Intern. Most recently, Ian lived in Seattle, working for the Mariners as a Baseball Information Coordinator. His older brother, Justin, works for the Oakland Athletics as the Sr. Manager of A's Productions.

He graduated from McClintock High School in Tempe, Arizona, in 2012 and from Arizona State University in 2018 with a pair of bachelor's degrees: one in print journalism and one in Spanish linguistics. He played college baseball at Lewis and Clark College in Portland, Oregon, in 2013, posting a .300 OBP (2-for-9, BB) and a 0.00 ERA on the mound (0.1 career IP). A native of Sedona, Arizona, Kraft lives with his wife, Rachel, in Leawood, Kansas.

MEDIA RELATIONS DIRECTORY

Mike Swanson

Email:mike.swanson@royals.com
Phone:816-504-4713

Mike Cummings

Email:mike.cummings@royals.com
Phone:816-504-4368

Nick Kappel

Email:nick.kappel@royals.com
Phone:816-504-4362

Ian Kraft

Email:ian.kraft@royals.com
Phone:816-504-4367

Main Switchboard:816-921-8000
Press Box:816-504-4391 or 4392
Website:royals.com
Comm. Dept Twitter:@royals_pr

Mailing Address

One Royal Way • Kansas City, MO 64129

MEDIA INFORMATION

As long as we remain under the COVID pandemic protocols, the following policies will remain in place for the 2021 season. Should there be any changes in the protocols, we will adjust and advise all media of the changes in policies.

Contact the Royals Media Relations Department for any information and questions (interviews, photos, statistical or credential requests, news releases, etc.). It is our privilege to be of assistance to our local, national and international media.

MLB has placed a maximum number of **credentials** issued for coverage of each game to start the year. That figure encompasses beat writers, columnists, national writers, one representative from each local radio station and each local television station.

To request daily credentials please visit the MLB credentialing website, credentials.mlb.com. Should you have any questions, contact Ian Kraft, Coordinator-Media Relations, at ian.kraft@royals.com or (816) 504-4367. Credential requests must be made at least **TWO DAYS IN ADVANCE** of the requested date. Late requests will not be honored. For Saturday, Sunday or Monday credentials, please request by noon on Friday. Credential requests will be answered as time permits.

To pick up credentials, please report on game day to Gate D of Kauffman Stadium. Daily credentials will be issued only to working members of the media. Credentials must be displayed at all times while at Kauffman Stadium.

Media must enter Kauffman Stadium through Gate D.

Parking credentials can be requested and will be filled when available. Parking, when granted, must be mailed or picked up prior to game day. **Media will be required to enter through Gates 3 or 4 in order to redeem parking credentials.** Media parking will be in the back rows of Lot B.

Media working areas will include designated press areas (Level six press box and to-be-determined auxiliary areas). The main press box on Level Six will seat a total of 24 based on social distancing regulations. That number includes staff for both teams, the official scorer and MLB statistical crew.

All television live shots must take place from outside the ballpark.

Still photographers will have to work the front row of the seating bowl behind the first and third base dugouts in compliance with social distancing policies. Photographers must remain seated during game action and will have to shoot through the netting.

One manned elevator will be available for media use. No more than two members of the media may ride at a time and only the sixth floor can be accessed.

There will be a limited menu of food available in the main press box from Aramark. There will be a \$7 charge for press dining during the abbreviated meal service. There will be no in-game food or snack service. Media members will be allowed to bring their own food and (non-alcoholic) drinks into Kauffman Stadium.

The **broadcast press box** is located on Level Four at Kauffman Stadium. Radio and television broadcasts will initiate from this level.

KANSAS CITY BBWAA MEMBERS

2021 ACTIVE MEMBERS (16)

Jeffrey Flanagan, At Large (2016)
Craig Brown, Baseball Prospectus (2019)
Dave Brown, At Large (2014)
Chris Fickett, Kansas City Star (2015)
Pete Grathoff, Kansas City Star (2013)
Vahe Gregorian, Kansas City Star (2014)
Blair Kerkhoff, Kansas City Star (2014)
Alec Lewis, The Athletic (2019)
Sam Mellinger, Kansas City Star (2007)
Mike Osegueda, Yahoo.com (2018)
Joe Posnanski, MLB.com (1994)
Anne Rogers, MLB.com (2021)
Jeff Rosen, Kansas City Star (2011)
Dave Skretta, Associated Press (2011)
Lynn Worthy, Kansas City Star (2019)
Jeff Zimmerman, FanGraphs (2016)

HONORARY LIFETIME MEMBERS (9)

Bill Althaus, Independence Examiner
Sid Bordanman, Kansas City Star
Alan Eskew, Topeka Capital-Journal
Mike Fannin, Kansas City Star
Alan Hoskins, Kansas City Kansas
Holly Lawton, Kansas City Star
Dick Kaegel, Kansas City Star
Rick Plumlee, Wichita Eagle
Doug Tucker, Associated Press

Wireless internet access is available in the main press box free of charge. Please contact a Royals Media Relations member if you are having trouble connecting. Interview periods will be prior to and following games, and can be arranged through the Royals Media Relations Department.

Manager **Mike Matheny** will conduct his general pre-game media session via Zoom at a time to be announced daily. We will post the times on the press level monitors and email advisories for those who wish to participate and not come to the ballpark. We will also post Zoom times and lineups to Twitter (@Royals_PR).

We will make every effort to have a position player available each day prior to batting practice via Zoom and on some occasions, the next day's starting pitcher. Specific player requests must be made at least 24 hours in advance to the Royals Media Relations Department. These interview requests will be granted based on a player's availability on a given day.

Upon completion of each game, manager Mike Matheny will be available via Zoom approximately 10 minutes after the last out is recorded. Once his session is completed, we will provide that game's starting pitcher and then at least one player who impacted the game on the same Zoom call.

Radio stations and assigned correspondents for out-of-town reports are allowed to give inning or half-inning score updates. Per Major League Baseball regulations, at no time can these correspondents file reports once play has resumed. Any violation of these policies will result in immediate revocation of credentials.

MLB dress guidelines were created prior to the 2012 season. The media is expected to comply with these policies. Please see the posted policy in the press box on Level 6 at Kauffman Stadium or request a copy through the Royals Media Relations Department.

BALLY SPORTS KANSAS CITY

Bally Sports Kansas City, formerly FOX Sports Kansas City, is entering its 14th season as the exclusive television home of Kansas City Royals baseball. Bally Sports Kansas City will provide fans expansive coverage of the Royals, televising 161 regular-season games along with five spring training contests in 2021.

Ryan Lefebvre and Steve Physioc will provide the play-by-play call on the telecasts, with former big leaguer Rex Hudler as analyst. Every game on Bally Sports Kansas City will be surrounded by a pregame and postgame show, Royals Live, hosted by Joel Goldberg with analysis from Royals' Hall of Fame pitcher Jeff Montgomery. Bally Sports Kansas City will also provide extensive coverage of the Royals on its web site, app and social

media pages. Games will also be streamed live to Bally Sports Kansas City subscribers within the Royals television footprint.

The Royals' local-market TV ratings ranked No. 6 in MLB in 2020, according to Nielsen Media Research, and Royals telecasts delivered more viewing during the 2020 MLB season than the top 15 prime time entertainment shows combined.

In addition to being the home of Royals baseball, Bally Sports Kansas City also serves as the home of Sporting KC soccer and airs more than 300 live events of local interest each year, including St. Louis Blues hockey, Oklahoma City Thunder basketball and Missouri Valley Conference basketball.



Rex Hudler and Ryan Lefebvre will call games on Bally Sports Kansas City throughout the 2021 season.

ROYALS ON BALLY SPORTS

- 👑 Ryan Lefebvre - Announcer
- 👑 Steve Physioc - Announcer
- 👑 Rex Hudler - Announcer
- 👑 Joel Goldberg - Royals Live Host
- 👑 Jeff Montgomery - Royals Live Analyst
- 👑 Kevin Cedergren - Producer
- 👑 Jim Daddona - Pre/Postgame Producer
- 👑 Steve Kurtenbach - Director
- 👑 Sam Abramson - Assoc. Producer
- 👑 Al Broughton - Assoc. Producer
- 👑 Dave Holtzman - Assoc. Producer



Bally Sports Kansas City broadcast team (L-R): Steve Physioc, Rex Hudler, Jeff Montgomery, Joel Goldberg, Ryan Lefebvre

ROYALS RADIO NETWORK

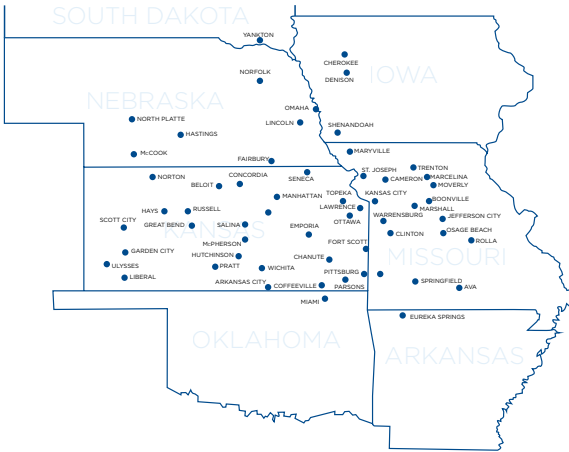
The Royals Radio Network, one of the largest in Major League Baseball, will broadcast all of the Kansas City Royals' regular-season games in 2021. The network will also broadcast a 20-game Spring Training schedule. All regular season games will be heard on the Royals' Kansas City affiliate, 610 Sports Radio-KCSP. The Royals and 610 Sports Radio extended their agreement in 2020, with the deal running through 2024.

The Royals Radio Network is made up of 87 affiliate stations throughout the Midwest in seven states. Royals' Hall of Famer and 2007 Ford C. Frick Award winner, Denny Matthews, will be behind the microphone for his 53rd season. Veteran announcer Steve Physioc returns for his 10th season as a part of the Royals broadcast team on both radio and television, while Steve Stewart is back for his 14th season with the club. Ryan Lefebvre will also broadcast games on the Royals Radio Network when he is not on Bally Sports Kansas City.

ROYALS RADIO NETWORK

- 👑 Denny Matthews - Announcer
- 👑 Steve Physioc - Announcer
- 👑 Ryan Lefebvre - Announcer
- 👑 Steve Stewart - Announcer
- 👑 Eric Guthrie - Engineer/Producer

Royals™ RADIO NETWORK



- | | | |
|------------------------------------|------------------------------------|---------------------------------|
| ARKANSAS CITY, KANSAS • KSOK-AM | HUTCHINSON, KANSAS • KWBW-AM | OSAGE BEACH, MISSOURI • KRMS-AM |
| AVA, MISSOURI • KKOZ-FM | JEFFERSON CITY, MISSOURI • KJMO-FM | OTTAWA, KANSAS • KOFO-AM |
| BELOIT, KANSAS • KVSF-AM | JUNCTION CITY, KANSAS • KJCK-AM | PARSONS, KANSAS • KLLC-AM |
| BOONVILLE, MISSOURI • KWRT-AM | KANSAS CITY, MISSOURI • KCSP-AM | PITTSBURG, KANSAS • KKW-AM |
| CAMERON, MISSOURI • KKWK-FM | LAWRENCE, KANSAS • KLWN-AM | PRATT, KANSAS • KQZQ-FM |
| CHANUTE, KANSAS • KKOY-FM | LIBERAL, KANSAS • KSCB-AM | ROLLA, MISSOURI • KLPW-FM |
| CHEROKEE, IOWA • KCHE-AM | LINCOLN, NEBRASKA • KFOR-AM | RUSSELL, KANSAS • KRSL-AM |
| CLINTON, MISSOURI • KDKD-AM | MANHATTAN, KANSAS • KMAN-AM | SALINA, KANSAS • KSAJ-AM |
| COFFEYVILLE, KANSAS • KGGF-AM | MARCELINE, MISSOURI • KDWD-FM | SCOTT CITY, KANSAS • KYUL-AM |
| CONCORDIA, KANSAS • KNCK-AM | MARSHALL, MISSOURI • KMMO-FM | SENECA, KANSAS • KMZA-FM |
| DENISON, IOWA • KDSN-AM | MARYVILLE, MISSOURI • KNIM-AM | SHENANDOAH, IOWA • KMA-AM |
| EMPORIA, KANSAS • KVOE-AM | MCCOOK, NEBRASKA • KBRL-AM | SPRINGFIELD, MISSOURI • KADI-AM |
| EUREKA SPRINGS, ARKANSAS • KESA-FM | MCPHERSON, KANSAS • KBBE-FM | ST. JOSEPH, MISSOURI • KFEQ-AM |
| FAIRBURY, NEBRASKA • KGMT-AM | MIAMI, OKLAHOMA • KGCL-FM | TOPEKA, KANSAS • WIBW-AM |
| FORT SCOTT, KANSAS • KOMB-FM | MOBERLY, MISSOURI • KWIX-FM | TRENTON, MISSOURI • KTTN-FM |
| GARDEN CITY, KANSAS • KGGG-AM | NORFOLK, NEBRASKA • WJAG-AM | ULYSSES, KANSAS • KULY-AM |
| GREAT BEND, KANSAS • KVGB-AM | NORTH PLATTE, NEBRASKA • KOOQ-AM | WARRENSBURG, MISSOURI • KOKO-AM |
| HASTINGS, NEBRASKA • KLIQ-FM | NORTON, KANSAS • KQNK-FM | WICHITA, KANSAS • KFHF-FM |
| HAYS, KANSAS • KAYS-AM | OMAHA, NEBRASKA • KOZN-AM | YANKTON, SOUTH DAKOTA • KYNT-AM |



DENNY MATTHEWS

ANNOUNCER

Denny Matthews is in his 53rd season behind the microphone, calling Royals games since the club's inception in 1969. He's the third announcer in Major League history to broadcast for the same team for 50+ seasons, joining Vin Scully (Brooklyn/Los Angeles Dodgers, 67 seasons) and Jaime Jarrin (Los Angeles Dodgers, 61 seasons). This is Matthews' seventh decade of broadcasting the Royals, with only Jarrin's eight decades (1959-present), being a longer run with one team.

The 2007 Ford C. Frick Award winner was honored during the Hall of Fame Induction Ceremonies in Cooperstown on July 29, 2007. He also became a member of the Royals' Hall of Fame in 2004.

Matthews has seen more Royals games than anyone else during his time with Kansas City. He was chosen from more than 300 applicants for the No. 2 announcer position alongside the late Buddy Blattner prior to the Royals initial season in 1969, before taking over the No. 1 job following the 1975 season. He teamed with Fred White on the Royals Radio Network from 1974-98 before Ryan Lefebvre joined him in the booth in 1999 through 2007. Over the last 12 seasons, Steve Physioc and Steve Stewart have served as Denny's partners, along with Bob Davis (2008-12).

The veteran broadcaster has lent his play-by-play skills to the CBS Radio Network during portions of the regular season and during the 1982 and 1985 World Series. He worked with Hall of Famer Ernie Harwell, calling the CBS broadcast of the 1982 ALCS between the California Angels and Milwaukee Brewers.

Matthews is active in the Kansas City community and dedicates his time and resources to several area charities, including the SAFE program, a charity that supports families of fallen police officers, fire fighters and emergency workers, as well as Operation Lifesaver, a railroad crossing safety and awareness program. He is also the author the two books: the 2004, *Tales from the Royals Dugout*, and the 2009 *Hi, Anybody* and co-author of the 1999 book *Play by Play-25 Years of Royals on Radio*. He's also a 2005 inductee into the Missouri Sports Hall of Fame. In 2017, he lent his writing talents to the book, *Kansas City Royals 50 Years: A Golden History*.

Matthews graduated from Central Catholic High School in Bloomington, Illinois, and was inducted into the school's Hall of Fame in August, 2001. He is a 1966 graduate of Illinois Wesleyan where he lettered in football and baseball for three years and finished eighth in the nation (NAIA) in pass receiving in 1965, despite not playing football in high school. In 2016, he received a "Distinguished Alumnus" honor from IWU.

Prior to joining the Royals, Matthews worked for WMBD-TV and radio and KMOX-TV. His brother, Mike, is the radio analyst for Illinois State University basketball.

Matthews, an avid collector of sports publications, enjoys playing golf and hockey. He resides in Leawood, Kansas.

FORD C. FRICK AWARD WINNERS

Year	Broadcaster	Year	Broadcaster
1978	Mel Allen	2000	Marty Brennaman
1979	Red Barber	2001	Felo Ramirez
1980	Bob Elson	2002	Harry Kalas
1981	Russ Hodges	2003	Bob Uecker
1982	Ernie Harwell	2004	Lon Simmons
1983	Jack Brickhouse	2005	Jerry Coleman
1984	Curt Gowdy	2006	Gene Elston
1985	Buck Canel	2007	Denny Matthews
1986	Bob Prince	2008	Dave Niehaus
1987	Jack Buck	2009	Tony Kubek
1988	Lindsey Nelson	2010	Jon Miller
1989	Harry Caray	2011	Dave Van Horn
1990	By Saam	2012	Tim McCarver
1991	Joe Garagiola	2013	Tom Cheek
1992	Milo Hamilton	2014	Eric Nadel
1993	Chuck Thompson	2015	Dick Enberg
1994	Bob Murphy	2016	Graham McNamee
1995	Bob Wolff	2017	Bill King
1996	Herb Carneal	2018	Bob Costas
1997	Jimmy Dudley	2019	Al Helfer
1998	Jaime Jarrin	2020	Ken Harrelson
1999	Arch McDonald	2021	Al Michaels



Denny Matthews and the late Buddy Blattner formed the Royals' first radio broadcast team in 1969.

BROADCAST TEAM (CONT.)



STEVE PHYSIOC ANNOUNCER

Steve Physioc is in his 10th season with the Royals serving both as a voice on the Royals Radio Network and as a play-by-play broadcaster on Bally Sports Kansas City. Physioc was awarded a Mid-America Emmy in 2013 for his outstanding work on Royals' broadcasts.

Physioc previously worked 14 seasons for the Los Angeles Angels from 1996-2009 as the television play-by-play voice on FOX Sports West and KCOP. In addition to his television duties, Physioc also worked on the Angels' radio broadcasts on AM 830.

A graduate of Kansas State University, he was the voice of Wildcats football and basketball from 1979-82. During that time, he also served as a sports anchor for WIBW-TV in Topeka, Kansas, from 1979-83. His sports anchor career continued at WLWT-TV in Cincinnati from 1983-87 and KTUV-TV in Oakland, California, from 1987-89.

He began his Major League play-by-play announcing career in 1983, broadcasting Cincinnati Bengals football and Cincinnati Reds baseball through the 1986 season. He then moved to San Francisco where he worked as a Giants announcer in 1987 and 1988. Physioc moved from the Giants to ESPN in 1989, where he broadcast Major League Baseball, college basketball, baseball and Big Ten football. In 1995, he worked for the San Diego Padres and Pac-10 football for FOX Sports West.

Physioc also broadcast on television and radio for Fresno State University (1992-95), Stanford University (1992-95), the NBA's Golden State Warriors (1989-91) and Vancouver Grizzlies in their inaugural season of 1995-96.

In 2018 Physioc tried his hand at writing historical fiction and was honored when his debut novels, "The Walls of Lucca," and "Above the Walls," won Gold Medals from Readers Favorite in their 2019 International Book Award Contest. "The Walls of Lucca" also won the 2018 Reader Views Literary Award for Best Historical Fiction. Steve released his third book in February 2021, "Walks with the Wind," the story of a Native American boy's quest to make it to the Major Leagues.

Physioc and his wife, Stacey, are involved in numerous non-profit organizations such as SmileTrain, the Sierra Club, SafeHome, The Miracle Distribution Center, KidSingers, the Fred White Scholarship Fund at Kansas State as well as CYITML and Disciplers International. The couple has a daughter, Ryan, a son, Kevin and three grandchildren.



STEVE STEWART ANNOUNCER

Royals Radio play-by-play broadcaster Steve Stewart is in his 14th season with the Royals, his 22nd in the Major Leagues and his 30th in baseball. Prior to coming to Kansas City, Stewart spent four years with the Cincinnati Reds, three of them on WLW radio and one on television with Fox Sports Ohio.

From 2000-2003 he worked in Baltimore for WBAL radio and television as a sports anchor/reporter and talk show host. One of his roles in Baltimore each year included filling in on Orioles radio, handling play-by-play duties. During the 2002 season he also broadcast several St. Louis Cardinals games on KMOX.

Stewart broadcast AAA baseball for the Calgary Cannons and the Richmond Braves, as well as college baseball at the University of South Carolina, where he was also part of the football and basketball broadcasts. His college play-by-play experience includes football at Maryland and Cincinnati as well as basketball broadcasts at Maryland, Cincinnati, Xavier, South Carolina and Richmond. He also spent seven years in TV news and sports.

Stewart is a native of St. Louis and a graduate of Southern Methodist University. He lives in Overland Park, Kansas. His son John is a student at the University of Kansas and started classes in 2017.



ERIC GUTHRIE PRODUCER/ENGINEER

Eric Guthrie is in his second year as the producer/engineer for the Royals Radio Network, joining the team in 2020. In his role, Guthrie produces all regular season and spring training radio broadcasts, which includes establishing network uplink, ensuring broadcast quality, initiating commercial breaks, managing live reads and coordinating with the sales team on asset fulfillment.

He previously served as a production coordinator with Learfield IMG College in Jefferson City, Missouri. He has held a multitude of radio broadcasting positions from production to engineer as well as various on-air and voice-over roles for the past 18 years. Guthrie received his Bachelor of Arts degree in business administration from Columbia College in Columbia, Missouri, while minoring in computer information systems.

A native of St. Louis, Guthrie and his wife, Sarah, reside in Kansas City, with their dog, Blue and cat, Nermal.

BROADCAST TEAM (CONT.)



RYAN LEFEBVRE ANNOUNCER

Ryan Lefebvre is in his 23rd season as a Royals broadcaster on Bally Sports Kansas City and the Royals Radio Network. He will be in his 27th season on a Major League broadcast team this year. Lefebvre won his second Mid-America Emmy Award in 2018, after also earning the honor in 2016.

Before joining the Royals prior to the 1999 season, Lefebvre spent four seasons as a broadcaster for the Minnesota Twins on WCCO Radio, WCCO TV and Midwest Sports Channel. He was hired full-time at the age of 24, one year after graduating from the University of Minnesota. He also broadcast Gophers' football, hockey and volleyball for WCCO and MSC.

The Los Angeles native graduated from Loyola High School in 1989 and began his broadcasting career as a freshman at the University of Minnesota at KUOM radio. As a Gopher baseball player, Lefebvre was a First Team All-Big Ten selection in 1993 and established school records for hits, triples and at-bats. He was selected in the 27th round of the 1993 First-Year Player Draft by the Cleveland Indians.

He is the son of former big league player and manager, Jim Lefebvre. Actively involved in a number of Kansas City community activities, Lefebvre is the founder of Gloves for Kids and the Footprints Foundation, which raises money for youth programs in Kansas and Missouri. In 2011, Lefebvre was the recipient of the John J. "Buck" O'Neil MVP Award for his commitment to youth in Kansas City. He was also named the 2006 Boys & Girls Clubs of Greater Kansas City Role Model of the Year, while in 2008 the Staples store in Zona Rosa (Kansas City) was dedicated in his honor for his "Philanthropic Spirit."

In 2019, Lefebvre and his wife, Sarah, spent a week serving a mountain village in Guatemala with Journey Church International. Sarah, a Registered Nurse, has traveled with various organizations to Mexico, Thailand, India, Kenya, Haiti, and Guatemala to provide aid and medical services.

In 2015, Lefebvre was also named the recipient of the Johnson County NAACP Diversity in Sports Award. He was also named one of the "25 Most Influential People" in the state of Kansas in 2014. In 2008, Lefebvre co-authored a book with Jeffrey Flanagan about his struggles with depression, titled: "The Shame of Me: One Man's Journey to Depression and Back".

Ryan and Sarah reside in Greenwood, Missouri, with their sons: Micah, Evan and Lucas and daughter, Callie.



REX HUDLER ANNOUNCER

Rex Hudler is in his 10th season with the Royals' broadcast team as an analyst on Bally Sports Kansas City. Hudler worked in the same capacity alongside fellow Royals announcer, Steve Physioc, broadcasting the Los Angeles Angels for 11 seasons from 1999-2009.

A veteran with over 39 years of baseball experience, including 21 as a player with the New York Yankees, Baltimore Orioles, St. Louis Cardinals, California Angels, Philadelphia Phillies and the Tokyo Yakult Swallows, Hudler quickly became a fan favorite at all of his stops. Over 1,083 career big league games, Hudler, nicknamed "Wonder Dog", was a .261 career hitter with 56 home runs and 169 RBI.

Born in Tempe, Arizona, and a 1978 graduate of Bullard High School in Fresno, California, Hudler was a 1999 inductee into the Fresno Sports Hall of Fame. He excelled in all sports in high school, receiving 25 football scholarship offers before signing a letter of intent to play at Notre Dame. He chose baseball after being selected as the 18th overall pick by the Yankees in 1978.

Hudler is an award-winning broadcaster who began his announcing career as a special consultant for "Good Morning America" during the 1997 playoffs and 1998 Super Bowl. He is a four-time winner (2003, '05, '07, '09) of the Television Color Analyst of the Year by the Southern California Sports Broadcasters. Hudler won an Emmy in 2004 for "Angels in the Infield" and has loaned his voice to several baseball video games.

He is an active motivational speaker and he and his wife, Jennifer, founded "Team Up for Down Syndrome." The Hudlers have been awarded several honors for their community service.

Rex and Jennifer have four children: Alyssa, Cade, William and David.

BROADCAST TEAM (CONT.)



JOEL GOLDBERG ANNOUNCER

Joel Goldberg is in his 14th season as part of the Royals' broadcast team, serving as the host of the "Royals Live" pre-game and postgame shows. Goldberg also provides reports from various locations in the stadium throughout Bally Sports Kansas City's game coverage.

During the offseason, he serves as a hockey play-by-play announcer for the ECHL's Kansas City Mavericks. He also hosts a podcast, "Rounding the Bases" and does various public speaking engagements in the Kansas City area.

During this past offseason, Goldberg authored a book "Small Ball Big Results", about the small things that add up to the big wins in baseball, business and life.

In 2018, Goldberg traveled with a group of Royals alumni to the Middle East to visit American troops serving overseas, hosting Fox Sports Kansas City's "This One's For You" broadcasts.

Goldberg came to Kansas City and FSKC's Royals broadcast team after three years covering the St. Louis Cardinals, Blues, Rams and other sports for FOX Sports Midwest in St. Louis. He started at FSN Midwest in January, 2005, after more than six years as a reporter and anchor at KTVI, the FOX broadcasting affiliate in St. Louis.

Goldberg won a Mid-America Emmy for sports reporting in 2001. He also worked as a reporter for the NBC affiliates in Rhinelander, Wisconsin and Madison, Wisconsin, from 1994-98.

Goldberg, who was born in Philadelphia before moving to the Chicago area prior to high school, is a graduate of the University of Wisconsin. His wife, Susan, is a native of Overland Park, Kansas. The couple has a son, Mason, and a daughter, Elliana.



JEFF MONTGOMERY ANNOUNCER

Royals Hall of Fame pitcher Jeff Montgomery is in his 12th season contributing to Royals broadcasts on Bally Sports Kansas City, serving as a co-host on "Royals Live" pre-game and postgame shows. "Monty" also offers analysis in the broadcast booth during select games on Bally Sports.

He spent 12 of his 13 big league seasons with the Royals and is the club's all-time saves leader with 304. The three-time All-Star (1992, 1993, 1996) was the Roloids AL Reliever of the Year in 1993, finishing tied for the league lead with 45 saves, matching a club record at that time. He also holds the club record for career appearances (686) and ranked ninth on MLB's all-time saves list at the time of his retirement.

Montgomery has served as the Vice President of Union Broadcasting, Inc. in Kansas City since 1999, and also contributes to MLB Network shows and broadcasts.

He and his wife, Tina, have two daughters, Ashleigh and Kathryn and two sons, Connor and Spencer. Son, Spencer, is the Manager-Parking & Transportation with the Royals.

SPRING TRAINING HOME

The Royals 53rd Spring Training season in club history will be their 19th in Surprise, Arizona.

The Royals and Texas Rangers share a \$48 million, 10,500-seat multi-purpose Recreation and Major League Spring Training Campus on land owned by the City of Surprise. In addition, the city utilizes the facilities for adult and youth recreation programs, community events and programs, special events and meeting facilities.

The stadium complex and baseball practice fields are incorporated into a master-planned municipal center, including administrative offices, recreation/aquatic center, 23,000-square-foot library and 35-40 acre passive park.

In 2015, the Royals complex underwent an \$8-million renovation, adding approximately 14,000-square feet to the facility. The project included expanding the clubhouse, coaches' locker room, training and dining facilities, while giving the club six additional offices on site.

Surprise is approximately 35 minutes northwest of Phoenix, past Sun City West off Highway 60. The complex is located on 125 acres in the vicinity of Bullard Avenue and Greenway Road.

Populous (formerly HOK), an internationally-renowned Kansas City architectural firm devoted to creating exceptional sports facilities, was designated to design the facility.

Groundbreaking took place with Hall of Famers George Brett and Nolan Ryan in attendance on May 21, 2001. The facility was dedicated during a special ceremony and community celebration attended by members of the Royals and Rangers on December 7, 2002. The two teams played the first game at the complex on February 27, 2003, with the Royals coming away with a 6-3 win.

The Royals have won the unofficial Cactus League title three times, their first season in Arizona in 2003, 2011 and 2013.

SPRING TRAINING SITES

Ft. Myers, Fla. 1969-1987
Baseball City, Fla. 1988-2002
Surprise, Ariz. 2003-present



SPRING TRAINING QUICK FACTS

Team Hotel:

The Wigwam Golf Resort & Spa
300 Wigwam Blvd.
Litchfield Park, AZ 85340
Ph: 623-935-3811
Fax: 623-935-3737

Royals Offices:

Surprise Stadium
15946 N. Bullard Ave
Surprise, AZ 85374
Ph: 623-266-8000
Fax: 623-266-8012

Royals Ticket Office:

800-326-4000 or royals.com

Tickets.com:

800-352-0212

Surprise Stadium:

Left Field: 350 feet
Center Field: 400 feet
Right Field: 350 feet
Fence: 8 feet high
Turf: Grass



SPRING TRAINING (CONT.)

ALL-TIME SPRING EXHIBITION ATTENDANCE

Year	Home	Road	Other Sites	Total
1969	18,610	6,550	17,591	42,751
1970	22,901	13,325	-	36,226
1971	26,234	14,607	12,995	53,836
1972	24,729	18,598	-	43,327
1973	24,955	25,068	-	50,023
1974	25,244	15,284	4,327	44,855
1975	31,578	18,799	-	50,377
1976	16,524	6,996	-	23,520
1977	33,802	26,687	-	60,489
1978	40,742	23,519	-	64,261
1979	40,425	28,087	-	68,512
1980	39,017	27,419	-	66,436
1981	45,992	26,291	16,640	88,923
1982	50,938	27,463	-	78,401
1983	42,321	36,853	-	79,174
1984	59,190	30,709	7,390	97,289
1985	63,924	36,639	7,370	107,933
1986	65,354	38,397	19,016	122,767
1987	55,489	40,349	10,021	105,859
1988	89,999	58,354	5,137	153,490
1989	85,163	64,802	7,486	157,451
1990	20,535	26,548	-	47,083
1991	70,977	70,663	9,364	151,004
1992	87,058	67,762	-	154,820
1993	70,050	80,277	18,940	169,267
1994	67,070	81,474	-	148,544
1995	10,925	13,607	-	24,532
1996	44,768	62,281	-	107,049
1997	52,941	53,490	53,726	160,157
1998	40,145	62,469	-	102,614
1999	47,153	62,477	-	109,630
2000	40,283	80,470	-	120,753
2001	42,057	58,884	-	100,941
2002	44,854	61,860	-	106,714
2003	58,831	68,369	25,123	152,323
2004	77,787	93,830	51,595	223,212
2005	79,690	91,587	66,420	237,697
2006	70,412	74,102	61,774	206,288
2007	78,747	75,871	57,771	212,389
2008	83,118	95,818	41,908	220,844
2009	96,798	95,891	26,039	218,725
2010	79,149	82,926	31,557	193,632
2011	72,900	89,746	-	162,646
2012	76,238	91,949	20,440	188,627
2013	86,029	100,378	-	186,407
2014	84,598	106,406	25,374	216,378
2015	105,271	129,545	23,157	257,973
2016	126,108	211,758	90,318	428,184
2017	95,304	162,088	-	257,392
2018	95,525	122,903	-	218,428
2019	80,250	126,976	9,351	216,577
2020	52,412	57,481	-	109,893
Totals	3,041,114	3,244,682	720,830	7,006,626

SPRING TRAINING (CONT.)

2021 SPRING TRAINING SCHEDULE

Date	Day	Opponent	Site	Time (CT)	Broadcast
February 28	Sunday	TEXAS	Surprise	2:05 p.m.	610
March 1	Monday	at Cleveland	Goodyear	2:05 p.m.	610
March 2	Tuesday	at Chicago Cubs	Mesa	2:05 p.m.	610
March 3	Wednesday	CHICAGO WHITE SOX	Surprise	2:05 p.m.	1660
March 4	Thursday	at Cincinnati	Goodyear	7:05 p.m.	
March 5	Friday	LOS ANGELES DODGERS	Surprise	2:05 p.m.	ESPN/1660
March 6	Saturday	at San Francisco	Scottsdale	2:05 p.m.	
March 7	Sunday	at San Diego	Peoria	2:10 p.m.	TV/610
March 8	Monday	OAKLAND	Surprise	2:05 p.m.	610
March 9	Tuesday	at Seattle	Peoria	2:10 p.m.	1660
March 10	Wednesday	CINCINNATI	Surprise	2:05 p.m.	
March 11	Thursday	at Milwaukee	Maryvale	2:10 p.m.	
March 12	Friday	OFF			
March 13	Saturday	CHICAGO CUBS	Surprise	2:05 p.m.	610
March 14	Sunday	at Los Angeles Dodgers	Glendale	8:05 p.m.	610
March 15	Monday	SAN FRANCISCO	Surprise	3:05 p.m.	
March 16	Tuesday	SEATTLE	Surprise	8:05 p.m.	TV/610
March 17	Wednesday	at Oakland	Mesa	3:05 p.m.	
March 18	Thursday	at Chicago White Sox	Glendale	3:05 p.m.	1660
March 19	Friday	LOS ANGELES ANGELS	Surprise	3:05 p.m.	TV
March 20	Saturday	at Arizona	Scottsdale	3:10 p.m.	610
March 21	Sunday	COLORADO	Surprise	3:05 p.m.	TV/610
March 22	Monday	SAN DIEGO	Surprise	3:05 p.m.	1660
March 23	Tuesday	OFF			
March 24	Wednesday	at Los Angeles Angels	Tempe	3:10 p.m.	610
March 25	Thursday	ARIZONA	Surprise	3:05 p.m.	TV/610
March 26	Friday	at Texas	Surprise	8:05 p.m.	610
March 27	Saturday	MILWAUKEE	Surprise	3:05 p.m.	610
March 28	Sunday	at Colorado	Scottsdale	3:10 p.m.	610
March 29	Monday	CLEVELAND	Surprise	2:05 p.m.	

TV - Game televised on Bally Sports Kansas City; ESPN - Game televised on ESPN

610/1660 - Game broadcast on the Royals Radio Network (610 AM or 1660 AM in Kansas City area)

2020 SPRING TRAINING RESULTS

Date	Day	Opponent	Site	Result	Record	Att.
February 21	Friday	TEXAS	Surprise	L, 4-5	0-1	6,684
February 22	Saturday	at Los Angeles Angels (SS)	Tempe	PPD-Rain		
February 23	Sunday	CLEVELAND	Surprise	L, 5-9	0-2	4,465
February 24	Monday	SAN DIEGO	Surprise	W, 8-5	1-2	3,432
February 25	Tuesday	at Texas	Surprise	W, 5-4	2-2	3,301
February 26	Wednesday	CHICAGO WHITE SOX (SS)	Surprise	W, 7-6	3-2	3,137
		at Chicago Cubs (SS)	Mesa	L, 0-8	3-3	9,336
February 27	Thursday	at Milwaukee	Maryvale	L, 2-4	3-4	3,760
February 28	Friday	SAN FRANCISCO (SS)	Surprise	L, 1-3	3-5	5,098
February 29	Saturday	at Seattle	Peoria	W, 9-6	4-5	6,405
March 1	Sunday	OAKLAND	Surprise	L, 6-10	4-6	5,237
March 2	Monday	OFF DAY				
March 3	Tuesday	ARIZONA	Surprise	W, 6-4	5-6	5,407
March 4	Wednesday	at San Diego	Peoria	W, 9-7	6-6	3,346
March 5	Thursday	at Colorado (SS)	Scottsdale	L, 1-9	6-7	7,046
March 6	Friday	LOS ANGELES ANGELS (SS)	Surprise	W, 4-3	7-7	6,777
		at Los Angeles Angels (SS)	Tempe	T, 4-4	7-7-1	3,669
March 7	Saturday	CINCINNATI	Surprise	W, 7-2	8-7-1	6,167
March 8	Sunday	at Chicago White Sox (SS)	Glendale	L, 4-5	8-8-1	5,151
March 9	Monday	at Arizona	Scottsdale	T, 4-4	8-8-2	10,256
March 10	Tuesday	MILWAUKEE (SS)	Surprise	L, 2-5	8-9-2	6,008
		at Oakland (SS)	Mesa	W, 4-2	9-9-2	5,211
March 11	Wednesday	at Cleveland	Surprise	Cancelled - Rain		
March 12	Thursday	SEATTLE (SS)	Surprise	Cancelled - Rain		

Note: The final 11 exhibition games were cancelled due to the coronavirus pandemic.

SPRING TRAINING (CONT.)

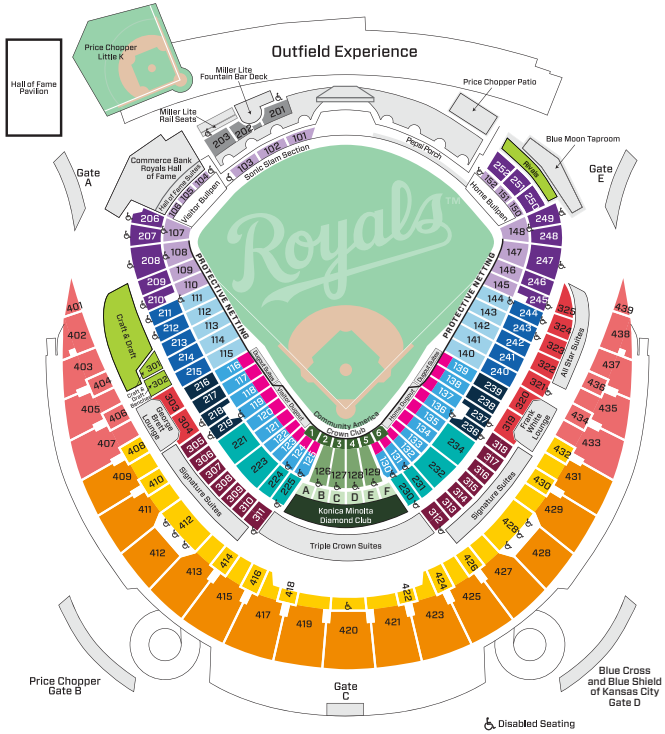
SPRING TRAINING YEAR-BY-YEAR RECORDS

1969 - 2020

Year	Home	Road	Other Sites	Total	Pct.	vs. AL	vs. NL
1969	6-6	4-7	0-2	10-15	.400	7-4	3-11
1970	4-7	3-9	—	7-16	.304	4-5	3-11
1971	4-7	4-9	2-0	10-16	.385	5-6	5-10
1972	5-5	3-6	—	8-11	.421	5-5	3-6
1973	7-4	5-9	—	12-13	.480	6-6	6-7
1974	10-0	3-8	0-1	13-9	.591	10-5	3-4
1975	9-3	4-8	—	13-11	.522	11-5	2-6
1976	6-2	2-3	—	8-5	.615	6-4	2-1
1977	7-6	10-3	—	17-9	.654	11-7	6-2
1978	9-4	3-8	—	12-12	.500	6-9	6-3
1979	7-5	4-8	—	11-13	.458	8-10	3-3
1980	6-6	8-2	—	14-8	.636	7-6	7-2
1981	7-5	4-6	2-0	13-11	.542	10-5	3-6
1982	8-4	2-7-2	—	10-11-2	.478	5-6-1	5-5-1
1983	5-6	5-9	—	10-15	.400	2-10	8-5
1984	7-5-1	6-5-1	1-0	14-10-2	.577	5-6	9-4-2
1985	4-10	8-5	—	12-15	.444	4-9	8-6
1986	6-6-1	5-6	0-2	11-14-1	.442	9-7-1	2-7
1987	6-7	6-5	0-1	12-13	.480	8-6	4-7
1988	10-6	7-7	—	17-13	.567	11-5	6-8
1989	8-6	8-5-2	—	16-11-2	.586	10-4-1	6-7-1
1990	3-3	4-3-1	—	7-6-1	.536	6-5-1	1-1
1991	8-5-1	6-8	—	14-13-1	.518	6-6	8-7-1
1992	6-11	6-7-1	—	12-18-1	.403	6-8	6-10-1
1993	6-8	4-10	2-0	12-18	.400	5-6	7-12
1994	11-3-1	5-11	—	16-14-1	.532	4-6	12-8-1
1995	2-3-1	4-2	—	6-5-1	.542	1-3	5-2-1
1996	6-9	9-5	1-0-1	16-14-1	.532	8-5	8-9-1
1997	7-10	6-7-1	1-1	14-18-1	.439	6-8-1	8-10
1998	8-7-1	6-8	—	14-15-1	.483	5-9-1	9-6
1999	13-4	9-5	—	22-9	.710	10-4	12-5
2000	10-5	8-11	—	18-16	.529	11-8	7-8
2001	10-4	6-7-1	—	16-11-1	.589	8-4	8-7-1
2002	7-6-1	6-9	—	13-15-1	.466	8-6	5-9-1
2003	8-5	10-3	1-2	19-10	.655	11-4	8-6
2004	7-7-1	8-6-1	2-0	17-13-2	.563	6-8-1	11-5-1
2005	7-7-1	5-8-2	2-0	14-15-3	.484	8-7-2	6-8-1
2006	8-6	8-3-2	1-1	17-10-2	.621	8-5-2	9-5
2007	7-7	4-9	0-2	11-18	.379	6-9	5-9
2008	7-6	8-7	1-1	16-14	.533	5-7	11-7
2009	10-4-3	7-9-1	1-1	18-14-4	.556	10-10-1	8-4-3
2010	7-6-2	6-6-2	1-1	14-13-4	.516	11-5-1	3-8-3
2011	10-5	10-5-1	—	20-10-1	.661	9-4-1	11-6
2012	10-5	5-10	1-1	16-16	.500	6-8	10-8
2013	14-2-1	11-5-1	—	25-7-2	.765	12-3-1	13-4-1
2014	5-7-2	6-8	1-1	12-16-2	.433	5-6-2	7-10
2015	7-6-1	11-4	2-0	20-10-1	.661	12-4	8-6-1
2016	10-5	4-12	0-4	14-21	.400	6-12	8-9
2017	6-8-2	11-6	0-2	17-15-2	.514	6-8-2	11-7
2018	7-9	9-4-3	—	16-13-3	.547	5-4-2	11-9-1
2019	11-3	7-9-1	0-1	18-13-1	.578	7-4-1	11-8
2020*	5-5	4-4-2	0-3	9-12-2	.435	5-6-1	4-6-1
Totals	384-291-20	317-346-25	22-27-1	723-664-46	.521	372-322-23	351-340-23

* - Included 3 Summer Camp games in Kansas City, Mo./St. Louis, Mo. (2 vs. Houston, 1 at St. Louis)

KAUFFMAN STADIUM MAP



PREMIUM SEATING

COMMUNITY AMERICA CROWN CLUB SEATS
KONICA MINOLTA DIAMOND CLUB BOX
KONICA MINOLTA DIAMOND CLUB SEATS
KONICA MINOLTA DC MVP & TABLES

LOGE LEVEL

LOGE INFIELD
LOGE OUTFIELD
CRAFT AND DRAFT

VIEW LEVEL

VIEW BOX
VIEW RESERVED
VIEW OUTFIELD

FIELD/PLAZA LEVEL

FRONT DUGOUT BOX (A-G)
DUGOUT BOX (H-X)
INNER DUGOUT PLAZA
DUGOUT PLAZA
FIELD BOX
FIELD PLAZA
OUTFIELD BOX
OUTFIELD PLAZA
MILLER LITE RAIL
FOUNTAIN SEATS
RIVALS SEATS & TABLES

2021 Royals™ SCHEDULE

APRIL

SUN	MON	TUE	WED	THU	FRI	SAT
				1 TEX 3:10 PM	2	3 TEX 1:10 PM
4 TEX 1:10 PM	5 CLE 3:10 PM	6	7 CLE 12:10 PM	8 CWS 3:10 PM	9	10 CWS 1:10 PM
11 CWS 1:10 PM	12 LAA 7:10 PM	13 LAA 7:10 PM	14 LAA 1:10 PM	15 TOR 7:10 PM	16 TOR 7:10 PM	17 TOR 1:10 PM
18 TOR 1:10 PM	19 TB 7:10 PM	20 TB 7:10 PM	21 TB 7:10 PM	22	23 DET 6:10 PM	24 DET 12:10 PM
25 DET 12:10 PM	26 DET 12:10 PM	27 PIT 5:35 PM	28 PIT 5:35 PM	29	30 MIN 7:10 PM	

HOME

AWAY

royals.com



MAY

SUN	MON	TUE	WED	THU	FRI	SAT
						1 MIN 1:10 PM
2 MIN 1:10 PM	3 CLE 7:10 PM	4 CLE 7:10 PM	5 CLE 7:10 PM	6 CLE 1:10 PM	7 CWS 7:10 PM	8 CWS 6:10 PM
9 CWS 1:10 PM	10	11 DET 6:10 PM	12 DET 6:10 PM	13 DET 12:10 PM	14 CWS 7:10 PM	15 CWS 6:10 PM
16 CWS 1:10 PM	17	18 MIL 7:10 PM	19 MIL 7:10 PM	20	21 DET 7:10 PM	22 DET 3:10 PM
23 DET 1:10 PM	24	25 TB 6:10 PM	26 TB 6:10 PM	27 TB 2:10 PM	28 MIN 7:10 PM	29 MIN 1:10 PM
30 MIN 1:10 PM	31 PIT 7:10 PM					

JUNE

SUN	MON	TUE	WED	THU	FRI	SAT
		1 PIT 7:10 PM	2	3 MIN 7:10 PM	4 MIN 7:10 PM	5 MIN 3:10 PM
6 MIN 1:10 PM	7 LAA 8:38 PM	8 LAA 8:38 PM	9 LAA 8:38 PM	10 OAK 8:40 PM	11 OAK 8:40 PM	12 OAK 3:07 PM
13 OAK 3:07 PM	14 DET 7:10 PM	15 DET 7:10 PM	16 DET 1:10 PM	17	18 BOS 7:10 PM	19 BOS 3:10 PM
20 BOS 1:10 PM	21	22 NYN 6:05 PM	23 NYN 6:05 PM	24 NYN 12:05 PM	25 TEX 7:05 PM	26 FS1 TEX 3:05 PM
27 TEX 1:10 PM	28 BOS 6:10 PM	29 BOS 6:10 PM	30 BOS 6:10 PM			

JULY

SUN	MON	TUE	WED	THU	FRI	SAT
				1 BOS 12:10 PM	2 MIN 7:10 PM	3 MIN 3:10 PM
4 MIN 1:10 PM	5 CIN 7:10 PM	6 CIN 7:10 PM	7 CIN 1:10 PM	8 CLE 6:10 PM	9 CLE 6:10 PM	10 CLE 5:10 PM
11 CLE 12:10 PM	12	13 <i>All-Star</i> ALL-STAR WEEK 2021 7/13-15		14	15	16 BAL 7:10 PM
17 BAL 6:10 PM	18 BAL 1:10 PM	19	20 MIL 7:10 PM	21 MIL 1:10 PM	22	23 DET 7:10 PM
24 DET 6:10 PM	25 DET 1:10 PM	26 CWS 7:10 PM	27 CWS 7:10 PM	28 CWS 7:10 PM	29 CWS 1:10 PM	30 TOR 6:07 PM
31 TOR 2:07 PM						

AUGUST

SUN	MON	TUE	WED	THU	FRI	SAT
1 TOR 12:07 PM	2	3 CWS 7:10 PM	4 CWS 7:10 PM	5 CWS 7:10 PM	6 STL 7:15 PM	7 STL 6:15 PM
8 STL 1:15 PM	9 NYN 7:10 PM	10 NYN 7:10 PM	11 NYN 1:10 PM	12	13 STL 7:10 PM	14 STL 6:10 PM
15 STL 1:10 PM	16 HOU 7:10 PM	17 HOU 7:10 PM	18 HOU 7:10 PM	19 HOU 1:10 PM	20 CHC 1:20 PM	21 CHC 1:20 PM
22 CHC 1:20 PM	23 HOU 7:10 PM	24 HOU 7:10 PM	25 HOU 1:10 PM	26 SEA 9:10 PM	27 SEA 9:10 PM	28 SEA 9:10 PM
29 SEA 3:10 PM	30	31 CLE 7:10 PM				

SEPTEMBER/OCTOBER

SUN	MON	TUE	WED	THU	FRI	SAT
			1 CLE 7:10 PM	2 CLE 7:10 PM	3 CWS 7:10 PM	4 CWS 6:10 PM
5 CWS 1:10 PM	6 BAL 12:05 PM	7 BAL 5:35 PM	8 BAL 5:35 PM	9 BAL 5:35 PM	10 MIN 7:10 PM	11 MIN 6:10 PM
12 MIN 1:10 PM	13	14 OAK 7:10 PM	15 OAK 7:10 PM	16 OAK 1:10 PM	17 SEA 7:10 PM	18 SEA 6:10 PM
19 SEA 1:10 PM	20 CLE 5:10 PM	21 CLE 5:10 PM	22 CLE 5:10 PM	23	24 DET 6:10 PM	25 DET 5:10 PM
26 DET 12:10 PM	27 MIN 2:10 PM	28 CLE 7:10 PM	29 CLE 7:10 PM	30 CLE 7:10 PM	1 MIN 7:10 PM	2 MIN 6:10 PM

PLEASE VISIT ROYALS.COM FOR UP-TO-DATE GAME TIMES, TICKETS, AND TELECAST INFORMATION. UNLESS NOTED ALL GAMES TELECASTED ON BALLY SPORTS KANSAS CITY. OFFICIAL GAME DATES AND TIMES ARE SUBJECT TO CHANGE. ALL TIMES LISTED CENTRAL.



RADIO BROADCAST GAMES BROADCAST ON KCSP 610 AM. ADDITIONAL STATIONS THROUGHOUT THE MIDWEST ON ROYALS RADIO NETWORK. FOR TICKETS CALL 816-504-4040 (LOCAL), 1-800-6ROYALS (1-800-676-9257). LOG ON TO ROYALS.COM.