



MEDIA INFORMATION GUIDE



2021

HOME

AWAY

WILLIAMSPORT, PA

APRIL

S	M	T	W	TH	F	SA
				1	2	3
				CWS	CWS	CWS
				7:05PM	6:38PM	6:07PM
4	5	6	7	8	9	10
CWS	HOU	HOU		TOR*	TOR*	TOR*
5:37PM	6:38PM	1:07PM		3:37PM	3:37PM	12:07PM
11	12	13	14	15	16	17
TOR*	KC	KC	KC		MIN	MIN
10:07AM	5:10PM	5:10PM	11:10AM		6:38PM	6:07PM
18	19	20	21	22	23	24
MIN	TEX	TEX	TEX	HOU	HOU	HOU
1:07PM	6:38PM	6:38PM	1:07PM	5:10PM	5:10PM	1:10PM
25	26	27	28	29	30	
HOU	TEX	TEX	TEX		SEA	
11:10AM	5:05PM	5:05PM	5:05PM		7:10PM	

*in Dunedin, FL

MAY

S	M	T	W	TH	F	SA
						1
						SEA
						6:10PM
2	3	4	5	6	7	8
SEA	TB	TB	TB	TB	LAD	LAD
1:10PM	6:38PM	6:38PM	6:38PM	6:38PM	6:38PM	6:07PM
9	10	11	12	13	14	15
LAD	HOU	HOU	HOU		BOS	BOS
10:10AM	5:10PM	5:10PM	5:10PM		4:10PM	1:10PM
16	17	18	19	20	21	22
BOS	CLE	CLE	CLE		OAK	OAK
10:10AM	6:38PM	6:38PM	5:07PM		6:38PM	7:07PM
23	24	25	26	27	28	29
OAK	OAK	SF	TEX	TEX	OAK	OAK
1:07PM	1:07PM	1:05PM	6:38PM	1:07PM	6:40PM	6:40PM
30	31					

JUNE

S	M	T	W	TH	F	SA
		1	2	3	4	5
		SF		SEA	SEA	SEA
		6:45PM		6:38PM	6:38PM	7:07PM
6	7	8	9	10	11	12
SEA	KC	KC	KC		ARI	ARI
1:07PM	6:38PM	6:38PM	6:38PM		6:40PM	1:10PM
13	14	15	16	17	18	19
ARI	OAK	OAK	OAK	DET	DET	DET
1:10PM	6:40PM	6:40PM	12:37PM	6:38PM	6:38PM	7:07PM
20	21	22	23	24	25	26
DET		SF	SF		TB	TB
1:07PM		6:38PM	1:07PM		4:10PM	1:10PM
27	28	29	30			
TB	NY Yankees	NY Yankees	NY Yankees			
10:10AM	4:05PM	4:05PM	4:05PM			

JULY

S	M	T	W	TH	F	SA
				1	2	3
				NY Yankees	BAL	BAL
				10:05AM	6:38PM	7:07PM
4	5	6	7	8	9	10
BAL	BOS	BOS	BOS		SEA	SEA
1:07PM	6:38PM	6:38PM	1:07PM		7:10PM	7:10PM
11	12	13	14	15	16	17
SEA		ALL-STAR BREAK			SEA	SEA
1:10PM					6:38PM	6:07PM
18	19	20	21	22	23	24
SEA	OAK	OAK		MIN	MIN	MIN
1:07PM	6:40PM	12:37PM		5:10PM	5:10PM	4:10PM
25	26	27	28	29	30	31
MIN	COL	COL	COL	OAK	OAK	OAK
11:10AM	6:38PM	6:38PM	6:38PM	6:38PM	6:38PM	1:05PM

AUGUST

S	M	T	W	TH	F	SA
1	2	3	4	5	6	7
OAK	TEX	TEX	TEX	TEX	LAD	LAD
1:07PM	5:05PM	5:05PM	5:05PM	11:05AM	7:10PM	6:10PM
8	9	10	11	12	13	14
LAD		TOR	TOR	TOR	HOU	HOU
1:10PM		6:38PM	6:38PM	6:38PM	6:07PM	6:07PM
15	16	17	18	19	20	21
HOU		DET	DET	DET	CLE	CLE
1:07PM		4:10PM	4:10PM	10:10AM	4:10PM	1:10PM
22	23	24	25	26	27	28
CLE		BAL	BAL	BAL	SD	SD
4:10PM		4:05PM	4:05PM	10:05AM	6:38PM	6:07PM
29	30	31				
	NY Yankees	NY Yankees				
	6:38PM	6:38PM				

SEPTEMBER/OCTOBER

S	M	T	W	TH	F	SA
				1	2	3
				NY Yankees		TEX
				4:07PM		6:38PM
						TEX
						6:07PM
5	6	7	8	9	10	11
TEX	TEX	SD	SD		HOU	HOU
1:07PM	6:07PM	7:10PM	5:10PM		5:10PM	4:10PM
12	13	14	15	16	17	18
HOU		CWS	CWS	CWS	OAK	OAK
11:10AM		5:10PM	5:10PM	11:10AM	6:38PM	6:07PM
19	20	21	22	23	24	25
OAK	HOU	HOU	HOU	HOU	SEA	SEA
1:07PM	6:38PM	6:38PM	6:38PM	6:38PM	6:38PM	6:07PM
26	27	28	29	30	1	2
SEA		TEX	TEX	TEX	SEA	SEA
12:10PM		5:05PM	5:05PM	11:05AM	7:10PM	6:10PM

Times are Pacific Standard Time. All games subject to change without notice.



angels.com



ANGELS

2021 MEDIA GUIDE

Researched, Written and Edited by:

Matt Birch, Adam Chodzko,
Grace McNamee, Lauren Pluim,
Adam Cali, Shane Demmitt, Brett Crane
and Aaron Wiedeman

Graphic Design and Layout:

Tricia Kami
Dominic Mitrano

Team Photography:

Blaine Ohigashi
Ricardo Zapata

Additional Photography:

V.J. Lovero, John Cordes, Getty Images,
Major League Baseball, Associated Press,
Sports Illustrated, Tom Donoghue,
Scott Clarke, Jerald Gibbs, Ron Hastings,
Howard Levine, Lou Sauritch
and Jordan Murph

Statistical Information:

STATS LLC, Elias Sports Bureau,
MLB Information Systems, Player Profiles,
SABR, Major League Baseball, Fangraphs,
ESPN Stats & Info, baseballreference.com
and retrosheet.org

Copyright© 2021

©Angels Baseball, L.P.



The information contained in this publication was compiled by the Angels and is provided as a courtesy to our fans and the media and may be used only for personal or editorial purposes. Any commercial use of this information is prohibited without the prior written consent of the Angels.

All MLB and team insignias depicted in this publication are the property of Major League Baseball and the respective teams and may not be reproduced for commercial purposes without the prior written consent of Major League Baseball.

All information published as of March 2021



TABLE OF CONTENTS

TABLE OF CONTENTS

DIRECTORY	5
ANGELS REMEMBER	8
MEDIA INFO	12
FRONT OFFICE	15
FRONT OFFICE HEADSHOTS	35
SCOUTING STAFF	39
UNDER THE HALO	41
TV & RADIO INFORMATION	42
TV & RADIO BROADCASTER INFORMATION	44
NAME, LOGOS, & COLORS	49
ANGELS IN THE COMMUNITY	50
MANAGER & COACHES	54
JOE MADDON	56
COACHING STAFF	59
2021 ANGELS	71
40-MAN ROSTER	228
NON-ROSTER INVITEES	230
HOW THE ANGELS WERE BUILT	231
PRONUNCIATIONS/BIRTHDAYS	232
MINOR LEAGUE	233
MINOR LEAGUE ROVERS	234
MINOR LEAGUE AFFILIATES	234
MINOR LEAGUE MANAGERS AND STAFF	236
MINOR LEAGUE 2020 REVIEW	242
2020 DRAFT SELECTIONS	243
MINOR LEAGUE AWARD WINNERS	244
ORGANIZATIONAL PLAYERS	246
2020 YEAR IN REVIEW	277
ANGELS RECORDS	289
CLUB GENERAL - SEASON	290
CLUB GENERAL - GAME	295
CLUB GENERAL - CONSECUTIVE	298
CLUB GENERAL - ROOKIE	300




TABLE OF CONTENTS



ANGELS IN THE POSTSEASON	301
YEARLY POSTSEASON SUMMARIES	302
ANGELS ALL-TIME GAME-BY-GAME	330
ANGELS ALL-TIME HIGHS AND LOWS	331
ANGELS CAREER LEADERS	332
CLUB HISTORY	333
START OF A FRANCHISE	334
INAUGURAL GAME	335
YEAR BY YEAR RECORDS/STANDINGS	336
ALL-TIME ROSTER	337
OPENING DAY LINEUPS	340
YEAR BY YEAR STATISTICAL REVIEW	341
CAREER BATTING LEADERS	400
SINGLE SEASON BATTING	401
ROOKIE SINGLE SEASON BATTING	403
YEARLY LEADERS BATTING	404
CLUB BATTING STATS BY YEAR	407
CLUB DESIGNATED HITTERS	408
CLUB PINCH HITTER	409
CLUB LEADERS PITCHING	410
CAREER LEADERS PITCHING	410
SINGLE SEASON PITCHING	411
ROOKIE SEASON PITCHING	412
YEARLY LEADERS PITCHING	413
CLUB PITCHING YEAR BY YEAR	417
ANGELS MONTH BY MONTH TOTALS	418
CLUB FIELDING YEAR BY YEAR	418
HIGHEST FIELDING PCT BY POSITION	419
DAY BY DAY BEST/WORST RECORDS	420
DAY OF THE WEEK TOTALS	421
ANGELS MONTH BY MONTH TOTALS	422
ANGELS AWARD WINNERS	423
A.L. WEEKLY & MONTHLY AWARDS	427
ANGELS IN THE ALL-STAR GAME	428
LOW HIT GAMES BY ANGELS	429
ANGELS HISTORY	430
ANGELS GRAND SLAMS	431
THREE HOME RUNS - INNINGS	432
OPPONENTS GRAND SLAMS	433
ANGELS MISC. HOME RUNS	434
ANGELS IN INTERLEAGUE PLAY	435






TABLE OF CONTENTS

TABLE OF CONTENTS

SERIES SWEEPS.....	436
MARATHONS IN ANGELS HISTORY.....	437
ANGELS IN EXTRA INNINGS.....	438
1-0 WINS AND LOSSES.....	439
ANGELS NOTABLE TRADES.....	441
NOTABLE FREE AGENT SIGNINGS.....	444
ANGELS FIRST ROUND DRAFT SELECTIONS.....	445
THE LAST TIME.....	447
ANGEL STADIUM.....	448
THE BIG A.....	451
ANGEL STADIUM FIRSTS.....	452
ATTENDANCE.....	453
ALL-STAR GAME.....	455

ANGELS HALL OF FAME..... 458

MAJOR LEAGUE BASEBALL..... 467

MLB OPPONENTS.....	469
DIRECTORY.....	486
MOST VALUABLE PLAYER AWARD.....	487
MOST VALUABLE PLAYER AWARDS.....	487
CY YOUNG MEMORIAL AWARD.....	488
CY YOUNG.....	488
ROOKIE OF THE YEAR.....	489

SPRING TRAINING..... 491

TEMPE DIABLO STADIUM.....	492
CLUBHOUSE STAFF.....	493
ANGELS SPRING TRAINING INFORMATION.....	494
SPRING TRAINING 2021 SCHEDULE.....	495
2020 STATS.....	496
RECORDS & ATTENDANCE.....	497

INFORMATION BOX INDEX

60th Anniversary Celebration.....	45	Managerial Records, Angels All-Time.....	58
A.L. West Division Clinching Dates.....	321	Mara Forcey Award.....	238
All-Star Game Bests.....	428	Memorial Uniform Markings.....	323
Angels Baseball Foundation.....	53	Michelle Carew Community Courtyard.....	185
Angels General Managers.....	21	Milestone Wins.....	96
Angel Stadium, Quick Facts.....	448	Minor League Affiliate History.....	243
Angel Stadium Ground Rules.....	453	MLB Security Policies.....	440
Angel Stadium Pre-Game Schedules.....	13	Most Walk-Off Wins in Franchise History.....	69
Angel Stadium Policies.....	444	Position Players Pitching.....	113
Angels Pressbox Online.....	12	Postseason Attendance.....	454
Angels Top Prospects by <i>Baseball America</i> (2014-21).....	187	Presidents of the Angels.....	18
Best Career Earned Run Averages, Starters.....	300	Radio Broadcasters, All-Time.....	43
Big A Quick Facts.....	451	Radio Affiliates (2021).....	43
By the Decade.....	416	Rally Monkey.....	139
Catching Up on Angels Catchers.....	67	Retired Numbers.....	321
Fred Haney Memorial Award.....	494	Robert O. Fishel Award.....	117
Gene Autry Memorial Statue.....	39	Starting Point.....	59
Hitting Streaks.....	299	Television Broadcasters, All-Time.....	42
Howie Gershberg Award.....	245	Tempe Diablo Stadium Facts & Figures.....	492
HR, RBI in a Month.....	292	V.J. Lovero Photo Well.....	276
Hundred Home Run Halos.....	408	Walk-Off Home Runs since 2000.....	488
Ippei Mizuhara.....	147	What A Relief.....	70
Longest HR Hit at Angel Stadium.....	68		



ANGELS

ANGEL STADIUM • 2000 GENE AUTRY WAY • ANAHEIM, CA 92806 • ANGELS.COM; @ANGELS

FOUNDED: 1960
ADMINISTRATIVE OFFICES
 (714) 940-2000

TICKET INFORMATION
 (714) 634-2000/angels.com

HOME BALLPARK
 Angel Stadium of Anaheim

CAPACITY: 45,517

**CONCESSIONS, CATERING
 & MERCHANDISE**
 Legends Hospitality

TEAM COLORS
 Red (PMS 200)
 Dark Red (PMS 202)
 Navy Blue (PMS 289)
 Silver (PMS 877)

SPRING TRAINING FACILITY
 Tempe Diablo Stadium
 2200 W. Alameda

Tempe, AZ 85282
CLUB AFFILIATES
 Salt Lake Bees (AAA)
 Rocket City Trash Pandas (AA)
 Tri-City Dust Devils (High-A)
 Inland Empire 66ers (Low-A)
 Tempe Angels (R)
 Dominican Angels (R)

EXECUTIVE MANAGEMENT

Ownership	Arte & Carole Moreno
Chairman	Dennis Kuhl
President	John Carpino
Executive Vice President	Dana Wells
Senior Vice President, Finance and Administration	Molly Jolly

BASEBALL OPERATIONS

General Manager	Perry Minasian
Assistant General Manager	Alex Tamin
Senior Advisor to the GM, Major League Operations	Gene Watson
Special Assistants to GM	Dom Chiti, Ben Francisco, Marcel Lachemann
Senior Advisor, Baseball Operations	Bill Stoneman
Director, Player Development	Joey Prebyski
Director, Baseball Operations	Andrew Ball
Director, Player Procurement	David Haynes
Director, Player Personnel	Ray Montgomery
Senior Director, International Scouting	Brian Parker
Director, Amateur Scouting	Matt Swanson
Director, International Scouting	Carlos Gomez
Assistant Directors, International Scouting	Brian Cruz, Giovanni Hernandez
Coordinator, Amateur Scouting	Aidan Donovan
Director, Pro Scouting	Nate Horowitz
Special Assignment Scout	Ric Wilson
Coordinator, International and Pro Scouting	Nick Lampe
Assistants, Baseball Operations	Nick Spar, Andrew Zenner
Coordinator, Player Development	Chris Mosch
Coordinator, Player Development	Andréa La Pointe
Senior Director, Research and Development	Michael Lord
Assistants, Quantitative Analysis	Matthew Johnson, Connor Moffatt, Bryce Rogan
Director, Baseball Systems Development	Seth Glantz
Baseball Systems Developers	Jonathan Jagdharry, Neeketh Sheth, Josh Krowiorz, Patrick Seminatore
Baseball Operations Analysts	Jared Hughes, Jake Sauberman, Matt Spring
Coordinator, Baseball Administration	Peggy Berroa-Morales
Manager, Video Operations	Adam Hunt
Traveling Secretary	Tom Taylor
Director, Equipment and Clubhouse Operations	Guy Gallagher
Assistant Clubhouse Manager	Shane Demmitt
Visiting Clubhouse Manager	Brett Crane
Visiting Clubhouse Assistant Manager	Aaron Wiedeman
Bilingual Media Coordinator	Angel Miranda
Interpreters	Ipei Mizuhara





DIRECTORY

DIRECTORY

MEDICAL & PERFORMANCE STAFF

Physician/Internal Medicine	Craig Milhouse, M.D.
Orthopedic Physicians (Kerlan-Jobe Clinic)	John Itamura, M.D.; Brian Schulz, M.D.; Carlos Uquilles M.D.; Steve Yoon, M.D.
Assistant Director, Performance Integration	Kenneth Smale
Head Certified Athletic Trainer	Adam Nevala
Athletic Training Services Coordinator	Rick Smith
Assistant Certified Athletic Trainers	Eric Munson, Brian Reinker, Geoff Hostetter
Head Strength & Conditioning Coach	Lee Fiocchi
Assistant Strength & Conditioning Coach	Adam Auer
Director, Mental Conditioning	Will Lenzner
Quality Assurance Coach	Tim Buss
Massage Therapist	Yoichi Terada
Chiropractic Consultant	Brian Prieto, DC
Employee Assistance Program/Clinical Psychologist	Erik Abell, PhD
Registered Dietician	Becci Twombly

COMMUNICATIONS

Director, Communications	Adam Chodzko
Managers, Communications	Matt Birch, Grace McNamee
Digital Communications Manager	Hannah Stange
Team Photographer	Blaine Ohigashi
Photography Assistant	Ricardo Zapata

COMMUNITY RELATIONS

Director, Corporate and Community Partnerships	Nicole Provansal
Manager, Foundation and Community Initiatives	Adam Cali
Scholarship Programs and Marketing Coordinator	Lillea Acasio

CORPORATE SPONSORSHIP

Senior Director, Business Development	Mike Fach
Director, Partnership Services	Bobby Kowan
Senior Corporate Account Executive	Drew Zinser
Manager, Partnership Services	Andie Mitsuda
Account Executive	Ashley Fleck
Account Managers, Corporate Partnerships	Alli Serrano, Ryan Vitelli

ENTERTAINMENT

Director, Entertainment & Production	Peter Bull
Manager, Video Production	Jordan Esswein
Production Coordinator	Cole Dragon
Engineer	Zac Applegate
Marketing and Entertainment Coordinator	Mandi Ortiz
Public Address Announcer	Michael Araujo

FINANCE

Senior Director, Finance	Doug Mylowe
Controller	Sue Bassett
Assistant Controller	Jennifer Whynott
Financial Operations Manager	Jennifer Jeanblanc
Payroll Manager	Lorelei Schlitz
Accountants	Matt Asato, Kylie McManus
Accounts Payable Specialist	Sarah Talamonte

HUMAN RESOURCES

Senior Director, Human Resources	Deborah Johnson
Benefits Manager	Cecilia Schneider
Human Resources Manager	Mayra Castro
Human Resources Coordinator	Reyna Mancilla

INFORMATION SERVICES

Senior Director, Information Services	Al Castro
Senior Manager, Network Infrastructure	Neil Fariss
Technical Services Manager	Aron Linville
Network Administrator	James Sheu
Senior Customer Support Analyst	David Yun

LEGAL

General Counsel, Legal and Risk Management	Alex Winsberg
--	---------------

MARKETING

Director, Ticket Marketing and Business Analytics	Ryan Vance
Senior Marketing Managers	Alex Tinyo, Vanessa Vega
Manager, Business Analytics	Julius "JJ" Evans
Business Analyst	Hayden Keown
Graphic Designers	Tricia Kami, Dominic Mitrano

DIRECTORY



DIRECTORY

SALES & CLIENT SERVICES

Senior Director, Ticket Sales and Services	Jim Panetta
Director, Business Development, Premium Sales & Service	Aaron Dragomir
Ticket Sales Manager	David Neumann
Client Services Manager	Jennifer Moran
Senior Business Development Account Manager	Jeff Leuenberger
Senior Account Managers, Premium Sales	Jared Florin, Eddie Gomez
Premium Seating Coordinator	Shanelle Stephens
Account Manager, Business Development	Lisa Saldana
Account Executives, Business Development	Jonathan Chodzko, Christopher Young
Senior Account Manager, Group Sales	Phil Gurule
Account Manager, Group Sales	Kristen Peppering
Client Services Representatives	Taylor Nestra, Abbi Newton

STADIUM OPERATIONS

Senior Director, Ballpark Operations	Brian Sanders
Director, Special Events	Courtney Wallace
Director, Stadium Operations	Calvin Ching
Senior Manager, Stadium Operations	Nathan Bautista
Manager, Special Events and Services	Veronica Lee
Housekeeping Manager	Jose Padilla
Custodial Supervisors	Robert Iglesias, Ray Nells
Purchasing Manager	Suzanne Peters
Senior Supervisor, Stadium Facilities	Pedro Del Castillo
Wardrobe Supervisor	Genaro Luna
Housekeeping and Purchasing Supervisor	Tyler Ogawa
Receptionist	Margie Walsh
Field/Ground Maintenance Manager	Barney Lopas
Assistant Groundskeeper	Greg Laesch
Groundskeeper	Brett Maida
Lead HVAC Electrician	Bob Ross
Lead HVAC Technician	Tony Suruor
Electrician	Robert Macchiavello
Painters	Daniel Angulo, Jaime Merino
Skilled Craftsmen	Alex Cervantes, Frank Stewart
Equipment Mechanic	Ryan Mendoza
Manager, Stadium Operations and Security	Carlos Campos
Security Manager	Mark Macias
Security Assistant Manager	Jacqueline Urbanus
Security Hosts	Jose Andrade, James Haskins, Gabe Rivera, Richard Schilpp

TICKETING

Senior Director, Ticket Operations and Services	Tom DeTemple
Senior Manager, Ticket Operations	Sheila Brazelton
Ticket Operations Manager	Armando Reyna





IN MEMORY

IN MEMORY



HANK AARON

FEBRUARY 5, 1934 – JANUARY 22, 2021

- 25-time All-Star (1955-1975)
- World Series Champion and NL MVP (1957)
- Three time Gold Glove Award (1958-1960), two time NL Batting Champion (1956, 1959) and four time NL home run leader (1957, 1963, 1966, and 1967)
- Inducted to the National Baseball Hall of Fame in 1982
- Broke Babe Ruth's home run record
- Played for three months with Indianapolis Clowns of the Negro American League
- Member of Major League Baseball's "All-Century Team" for the 20th Century
- Recipient of the Presidential Citizens Medal by President Bill Clinton, Presidential Medal of Freedom from President George W. Bush, and Spingarn Medal from the NAACP



DICK ALLEN

MARCH 8, 1942 – DECEMBER 7, 2020 (78)

- Seven time All-Star (1965, '66, '66, '67, '70, '72, '73 and '74)
- 1972 AL MVP
- 964 NL ROY
- Played for 5 MLB teams across 15 MLB seasons



MEL ANTONEN

AUGUST 25, 1056 – JANUARY 30, 2021

- Longtime USA Today baseball writer, Mid-Atlantic Sports Network analyst and MLB Network Radio contributor



GLENN BECKERT

OCTOBER 12, 1940 – APRIL 12, 2020 (79)

- Chicago Cubs second baseman
- Four time All-Star (1969, 1970, '71 and '72)
- 1968 Gold Glove winner



BART BRAUN

APRIL 14, 1956 – JULY 17, 2020 (64)

- Special Assistant to the General Manager for the Philadelphia Phillies.
- Spent 44 years in baseball as a minor leaguer and scout with various organizations including the Tampa Bay Rays, Atlanta Braves, Pittsburgh Pirates, Detroit Tigers, Oakland Athletics, Cleveland Indians, Toronto Blue Jays and California Angels.



FRANK BOLLING

NOVEMBER 16, 1931 – JULY 11, 2020 (88)

- 12-year veteran for the Detroit Tigers and Milwaukee/Atlanta Braves
- Frank and his brother Milt played together for Detroit in 1958 and is one of four in-field brother combination in the Majors.
- Two time All-Star (1961 & 1962)
- Gold Glove Award (1958)



CHADWICK BOSEMAN

NOVEMBER 29, 1976 – AUGUST 28, 2020 (43)

- Actor and playwright
- Depicted Jackie Robinson in the 2013 film 42.



LOU BROCK

JUNE 18, 1939 – SEPTEMBER 6, 2020 (81)

- Inducted to the National Baseball Hall of Fame in 1985
- Six time All-Star (1967, '71, '72, '74, '75 and '79)
- Two time World Series Champion (1964 & 1967)



BOB BROWN

1931 - DECEMBER 27, 2020 (89)

- Former Baltimore Orioles Public Relations Director (1957-1993)



DALE BUBLITZ

JUNE 11, 1950 – APRIL 4, 2020 (69)

- Associated Press writer in Colorado, covering the Rockies



GENE BUDIG

MAY 25, 1939 – SEPTEMBER 8, 2020 (81)

- American League President (1994-1999)



DICK CALLAHAN

C. 1940 - JANUARY 29, 2021 (80)

- Public address announcer for the Oakland Athletics for 15 season and more than 1000 games



TERRY CANNON

AUGUST 31, 1953 – AUGUST 1, 2020 (66)

- Founder, Baseball Reliquary



ANTHONY CAUSI

C. 1972 - APRIL 12, 2020 (48)

- New York Post Photographer



DERRYL COUSINS

AUGUST 18, 1946 – OCTOBER 19, 2020 (74)

- 34-year Major League Umpire
- Worked nearly 4500 games, 2008 All-Star Game and three World Series (1988, 1999, 2005)

IN MEMORY



BOB CRAWFORD

- 1938 - APRIL 9, 2020 (82)
- Arizona Diamondbacks' first media relations manager
 - Former Arizona Republic sports editor



PAUL DOYLE

- OCTOBER 2, 1939 - MAY 6, 2020 (80)
- Pitched 3 MLB season for 3 teams (Atlanta, California, San Diego)



WHITEY FORD

- OCTOBER 21, 1928 - OCTOBER 8, 2020 (91)
- Hall of Fame pitcher with the New York Yankees (1950, 1953-67)
 - Ten time All-Star (1954-56, 1958, 1959-61, 1964, two games for 1960 & 1961)
 - Six time World Series Champion (1950, 1953, 1956, 1958, 1961 and 1962)
 - Cy Young Award (1961)




JIM FREY

- MAY 26, 1931 - APRIL 12, 2020 (88)
- Managed 5 MLB season for 2 teams (Kansas City and Chicago) and took the Royals to their first World Series appearance
 - Coached 12 MLB season for 2 teams (Baltimore and New York Mets)
 - Former Vice Chairman of the Independent Somerset Patriots of the Atlantic League of Professional Baseball



ORRIN FREEMAN

- AUGUST 28, 1950 - FEBRUARY 21, 2020 (70)
- Former director of scouting, special assistant to GM and senior advisor to player personnel for the Marlins
 - Pitched on USC's 1970 and 1971 NCAA Championship baseball teams



DÁMASO GARCÍA

- FEBRUARY 7, 1967 - APRIL 15, 2020 (63)
- Two time All-Star (1984-85)
 - Silver Slugger Award 1982
 - Played 11 MLB seasons for the Yankees, Blue Jays, Braves and Expos
 - Captain of the Dominican Republic national football team at the 1974 Central American and Caribbean Games in Santo Domingo



BOB GIBSON

- NOVEMBER 9, 1935 - OCTOBER 2, 2020 (84)
- Hall of Fame pitcher with the St. Louis (1959-1975)
 - Nine time All-Star (1962, 1965-70, 1972)
 - Two time World Champion (1964 and 1967)
 - Two time Cy Young winner (1968 and 1970)
 - Nine time Gold Glove winner (1965-73)
 - Pitched a no-hitter on August 14, 1971



BILL GILBRETH

- SEPTEMBER 3, 1947 - JULY 12, 1970 (72)
- Former pitcher for the Detroit Tigers (1971-72) and California Angels (1974)



PEDRO GOMEZ

- AUGUST 20, 1962 - FEBRUARY 7, 2021 (58)
- Correspondent for ESPN's "Sports Center," "Baseball Tonight" as well as other shows and formerly covered baseball for the Arizona Republic, Sacramento Bee, San Jose Mercury News, Miami Herald, San Diego Union and Miami News.
 - Covered over 25 World Series and 22 All-Star Games



GENE HARBRECHT

- NOVEMBER 2, 1952 - JULY 30, 2020 (67)
- Worked for Orange County Register since March 1984, most recently as national and international news editor for Southern California News Group.
 - Passionate Angels fan



GARY HUGHES

- FEBRUARY 2, 1941 - SEPTEMBER 19, 2020 (79)
- Member of Professional Baseball Scouts Hall of Fame
 - Former special assistant with Arizona, Boston and Chicago (Cubs), assistant general manager for Colorado and Cincinnati and scouting director for Montreal
 - Former scout for San Francisco, New York (Mets and Yankees) and Seattle Chicago.



SWEET LOU JOHNSON

- SEPTEMBER 22, 1934 - OCTOBER 1, 2020 (86)
- World Series Champion (1965)
 - Former MLB outfielder for 8 MLB seasons for Chicago (Cubs), Los Angeles (Dodgers), Milwaukee (Braves), Cleveland and California (Angels)



JAY JOHNSTONE

- NOVEMBER 20, 1945 - SEPTEMBER 26, 2020 (74)
- Two time World Series Champion (1978 and 1981)
 - Played 20 MLB seasons for 8 MLB teams (California Angels, Chicago White Sox and Cubs, Oakland, Philadelphia, New York Yankees, San Diego and Los Angeles Dodgers)



EDDIE KASKO

- JUNE 27, 1931 - JUNE 24, 2020 (88)
- Two time All-Star (two games in 1961)
 - Played 10 MLB seasons for 4 MLB teams (St. Louis, Cincinnati, Houston Colt and Boston)
 - Former manager of the Boston Red Sox (1970-73)





IN MEMORY

IN MEMORY



MATT KEOUGH

JULY 3, 1955 – MAY 1, 2020 (64)

- One time All-Star (1978)
- AL Comeback Player of the Year (1980)
- Pitched 9 MLB seasons with 5 MLB teams (Oakland, New York Yankees, St. Louis, Chicago Cubs, Houston)
- Son of Marty Keough and nephew of Joe Keough



TOMMY LASORDA

SEPTEMBER 22, 1927 – JANUARY 7, 2021 (93)

- Two time World Series Champion (1981, 1988)
- Two time NL Manager of the Year (1983, 1988)
- Inducted to the National Baseball Hall of Fame in 1997
- Managed the Los Angeles Dodger for 21 years (1976-1996)
- Executive for the Los Angeles Dodgers (1996-2021)



BOB LEE

NOVEMBER 26, 1937 – MARCH 25, 2020 (82)

- Played 5 years in MLB including 3 years for the Los Angeles and California Angels
- One time All-Star in 1965



BOBBY LOCKE

MARCH 3, 1934 - JUNE 4, 2020 (86)

- Pitched 9 MLB seasons with 5 MLB teams (Cleveland, St. Louis, Philadelphia, Cincinnati and California)



DAN MAROWSKI

C. 1955 - NOVEMBER 19, 2020 (65)


- Official scorer for the Detroit Tigers



MIKE McCORMICK

SEPTEMBER 29, 1938 – JUNE 30, 2020 (81)

- Pitched 16 seasons for 5 MLB teams (New York/San Francisco Giants, Baltimore, Washington Senators, New York Yankees and Kansas City)
- Four time All-Star (1960-1961)
- NL Cy Young Award (1967)



JOHN McNAMARA

JUNE 4, 1932 – JULY 28, 2020 (88)

- AL American League Manager of the Year (1986, Boston)
- AL Champion (1986, Boston)
- Managed 19 MLB seasons for six teams (Oakland, San Diego, Cincinnati, Boston, Cleveland and California)



JOE MORGAN

SEPTEMBER 19, 1943 – OCTOBER 11, 2020 (77)

- Ten time All-Star (1966, 1970, 1972-79)
- Two time World Series Champion (1975, 1976)
- Two time NL MVP (1975, 1976)
- Five time Gold Glove Award (1973-1977)
- Silver Slugger Award (1982)
- Inducted to the National Baseball Hall of Fame in 1990
- Played 22 MLB seasons for 5 different teams (Houston, Cincinnati, San Francisco, Philadelphia and Oakland)
- Broadcaster for Cincinnati, San Francisco and Oakland as well as for ABC Sports, NBC sports and ESPN



JEANNIE MORRIS

DECEMBER 2, 1935 - DECEMBER 14, 2020 (85)

- One of the first female sports journalist
- First woman to cover to the Super Bowl
- First woman to receive the Ring Lardner award for excellence in journalism



MARK NEWMAN

APRIL 20, 1949 – SEPTEMBER 12, 2020

- 26 years in the New York Yankees front office in player development, served as Senior Vice President of Baseball Operation prior to retiring
- Recipient of the Minor League Baseball's Sheldon "Chief" Bender Award in 2010



PHIL NIEKRO

APRIL 1, 1939 – DECEMBER 26, 2020 (81)

- Five time All-Star (1969, 1975, 1978, 1982, 1984)
- Five time Gold Glove Award (1978-80, 1982-83)
- Roberto Clemente Award (1980)
- Pitched a no-hitter on Aug. 5, 1973
- Inducted to the National Baseball Hall of Fame in 1997
- Pitched 24 MLB season with 4 teams (Milwaukee/Atlanta Braves, New York Yankees, Cleveland and Toronto)



BOB OLIVER

FEBRUARY 8, 1943 – APRIL 19, 2020 (77)

- Played 8 MLB season for 5 teams (Pittsburgh, Kansas City, California, Baltimore and New York Yankees)



RON PERRANOSKI

APRIL 1, 1936 – OCTOBER 2, 2020 (84)

- Four time World Series Champion, twice as pitching coach (1963, 1965, 1981, 1988)
- Pitched 13 season with 4 MLB teams (Los Angeles Dodgers, Minnesota, Detroit and California)
- Coached 17 seasons with the Los Angeles Dodgers and San Francisco

IN MEMORY



BIFF POCOROBA

JULY 25, 1953 – MAY 24, 2020 (66)

- One time All-Star (1978)
- Caught for Atlanta for 10 MLB seasons



RICK REED

MARCH 3, 1950 – JULY 16, 2020 (70)

- MLB umpire for 30 seasons (1979-2009) , 10 of those years as crew chief (1999-2009)
- Worked 7 postseasons, including the 1991 World Series



JORGE RUBIO

APRIL 23, 1945 – JUNE 15, 2020 (75)

- Pitched two MLB seasons with the California Angels (1966-1967)



TOM SEAVER

NOVEMBER 17, 1944 – AUGUST 31, 2020 (75)

- Twelve time All-Star (1967-73, 1975-78, 1981)
- World Series Champion (1969)
- Three time NL Cy Young Award (1969, 1973, 1975)
- NL Rookie of the Year (1967)
- Pitched a no-hitter for Cincinnati on June 16, 1978 vs St Louis
- Pitched 20 MLB seasons for 4 different teams (New York Mets, Cincinnati, Chicago White Sox and Boston)
- Inducted to the National Baseball Hall of Fame in 1992



MIKE SHALIN

C. 1954 – DECEMBER 4, 2020 (66)

- Former writer for the New York Post covering the New York Yankees and the Boston Herald covering Boston
- Official scorer for the Boston Red Sox
- Author of “Out by a Step: The 100 Best Players Not in the Baseball Hall of Fame” and “The Hometown Team: Four Decades of Boston Red Sox Photography”



NORM SHERRY

JULY 16, 1931 – MARCH 8, 2021 (89)

- Angels manager during 1976-77 seasons.
- Played five MLB seasons with Dodgers and Mets.
- Longtime MLB coach, whose advice led to career turnaround for Sandy Koufax.



JIMMIE LEE SOLOMON

MARCH 11, 1956 – OCTOBER 8, 2020 (64)

- Longtime executive for MLB, serving in various roles including executive vice president of baseball operations and executive vice president of baseball development



HENRY ‘HANK’ STEINBRENNER

APRIL 2, 1957 – APRIL 14, 2020 (63)

- General partner and co-chairperson of the New York Yankees



DON SUTTON

APRIL 2, 1945 – JANUARY 19, 2021 (75)


- Four time All-Star (1972, 1973, 1975, 1977)
- Pitched 23 MLB seasons with 5 different teams (Los Angeles Dodgers, Houston, Milwaukee, Oakland, California)
- Former broadcaster for Los Angeles Dodgers, Atlanta and Washington
- Inducted to the National Baseball Hall of Fame in 1998



TONY TAYLOR

DECEMBER 19, 1965 – JULY 16, 2020 (84)

- Two time All-Star (twice in 1960)
- Played 19 MLB seasons with 3 teams (Chicago Cubs, Philadelphia, Detroit)



WAYNE TERWILLIGER

JUNE 27, 1925 – FEBRUARY 3, 2021 (95)

- Played 9 MLB Seasons with 5 teams (Chicago Cubs, Brooklyn, Washington Senators, New York Giants, Kansas City Athletics)
- Major League coach for Texas and Minnesota (World Series Champion in 1987 and 1991)



CLAUDELL WASHINGTON

AUGUST 31, 1954 – JUNE 10, 2020 (65)

- Two time All-Star (1975, 1984)
- World Series Champion with Oakland (1974)
- Played 17 MLB seasons with 7 teams (Oakland, Texas, Chicago White Sox, New York Mets, Atlanta, New York Yankees and California)



WALLY WOLF

JANUARY 5, 1942 – JULY 7, 2020 (78)

- Pitched 2 MLB season for the California Angels



JIMMY WYNN

MARCH 12, 1942 – MARCH 26, 2020 (78)

- Three time All-Star (1967, 1974, 1975)
- Played 15 MLB seasons with 5 teams (Houston Colt/Astros, Los Angeles Dodgers, Atlanta, New York Yankees, Milwaukee)
- Served as a post-game analyst on Astros television broadcasts on FSN Houston and was a community outreach executive for the team



GEORGE ZUROW

C. 1931 – APRIL 24, 2020 (89)

- Former scout for Cincinnati Reds and Pittsburgh Pirates
- Assistant Vice President for Seattle Mariners

IN MEMORY



MEDIA INFORMATION GUIDELINES



ANGELS COMMUNICATIONS DEPARTMENT
2000 GENE AUTRY WAY • ANAHEIM, CA 92806
(714) 940-2014 • @LAANGELSPR



Adam Chodzko



Matt Birch



Grace McNamee

ADMISSION TO ANGEL STADIUM: Mirroring the 2020 season, media will need to enter the ballpark through **Gate 5**, located to the left of the Angels executive offices in the right field corner. The Media Entrance opens four hours prior to game time (three hours prior to day games).

CREDENTIALS: To obtain season-long and daily media credentials, an application must be submitted via the MLB credentialing website, [credentials.mlb.com](https://www.credentials.mlb.com) by the outlet affiliation manager. Credentials will be issued only to legitimate news-gathering agencies. For daily credentials, requests, which also must be made through MLB’s credential website are required to be made at least 24 hours in advance of weekday games and by 5 p.m. on the previous Friday for weekend games.

Credentials will be available for pickup at Gate 5 security checkpoint, which opens four hours prior to game time (three hours before day games). Please make certain all credential requests are confirmed by the Communications office prior to arrival at the stadium. Identification will be required to claim the passes. Media members with BBWAA credentials should notify Angels Communications when planning to cover a contest to reserve a seat in the press box. **ALL CREDENTIALS ARE NON-TRANSFERABLE; ANY UNAUTHORIZED USE WILL BE CAUSE FOR CONFISCATION OF CREDENTIAL AND EJECTION FROM ANGEL STADIUM.**

PARKING: Media must enter Angel Stadium through the Orangewood Media/VIP/Bus entrance and proceed to lots near Gate 5 (lots 3A and 4A). Parking is free of charge with valid credentials. **Season credential holders will be required to present their Angels season credentials at the entrance of the media parking lot to be scanned prior to entry.** If attending on a single game basis, parking is included with approval of your daily credential request. Media members attending on a daily credential basis will have their names placed on the club’s media parking list. If arrangements are not made, a parking fee may be charged and no refunds can be given.

PRESS BOX: After entering through Gate 5, media should proceed up the ramps to the Club Level. Working media will find the Press Box located at sections 344-345. While an elevator is available immediately upon entry, in accordance with MLB’s health and safety protocols, media members will be strongly encouraged to utilize the stadium ramps to access the Club Level.

ANGELS PRESSBOX ONLINE

In an effort to make Angels information more accessible to the media while also protecting our environment, the Angels Communications department provides all season and game information online at angelspressbox.com and on Twitter, @LAAngelsPR.

You can also follow the Angels on Instagram, Twitter and Facebook:
Instagram: @Angels Twitter: @Angels facebook.com/angels

MEDIA INFORMATION GUIDELINES



PRESS CLUB (MEDIA DINING): During the 2021 season, media dining will be offered in the Press Club on a very limited basis. After entering through Gate 5, proceed up to the Club Level and walk down the concourse towards home plate. As the concourse banks to the left, enter the glass doors and the Press Club will be immediately in front of you. A boxed meal will be available for purchase, however, media members will need to eat their meals at their assigned press box location.

It is impossible to accommodate family members, friends or guests. **NO ONE UNDER 18** years of age will be permitted in the Press Club. As a professional courtesy, we ask that you dress in appropriate business attire. Any abuse of these privileges may cause forfeiture of credentials.

The Press Club will also serve as an overflow press working area.

CLUBHOUSE AND FIELD ACCESS FROM CLUB LEVEL: Please note, in accordance with MLB's health and Safety Protocols, there will be no clubhouse or field access to the media during the 2021 season.

INTERVIEW ROOM: Please note, in accordance with MLB's health and Safety Protocols, there will be no interview room access during the 2021 season.

PHOTOGRAPHY: Photo credentials are issued in the same manner as media credentials. Following MLB's Health and Safety Protocols, photographers will not be permitted in the on-field photo wells for the 2021 season. A limited number of photo locations will be available on the Terrace Level. Credentialed photographers will be required to shoot from these locations *only*. Photographers cannot roam the ballpark. Due to limited photo locations, it is impossible to allow freelance photographers or photo wire services access unless assigned by a legitimate newsgathering agency.

INTERVIEWS: All media interviews for the 2021 season will be done via Zoom. Angels PR will distribute daily login information at least 30 minutes prior to a scheduled interview. Media participating will be required to hit the "raise hand" button via the chat function prior to asking question. Angels PR kindly asks that you wait to unmute yourself and ask your question until you're called on. Following all interviews, videos files will be put up on the Angels Box account and distributed via email.

Pregame

Joe Maddon will be available before batting practice – Time TBD

At least one player or coach to be made available via Zoom

Postgame

Joe Maddon will be available approximately 10 minutes after the game

Starting pitcher to speak following Maddon

"Player of the game" available following starting pitcher

ANGEL STADIUM PRE-GAME SCHEDULES

1:07 GAME TIME

Angels Stretch	10:45 - 11:00
Angels BP	11:00 - 11:45
Visitors BP	11:45 - 12:25
Grounds Crew	12:30 - 1:00

4:07 GAME TIME

Visitor's Early BP	11:00 - 12:00
Angels Early BP	12:00 - 1:00
Angels Stretch	1:15 - 1:30
Angels BP	1:30 - 2:20
Visitors BP	2:25 - 3:25
Grounds Crew	3:25 - 4:00

5:05 GAME TIME

Visitor's Early BP	12:00 - 1:00
Angels Early BP	1:00 - 2:00
Angels Stretch	2:15 - 2:30
Angels BP	2:30 - 3:20
Visitors BP	3:25 - 4:25
Grounds Crew	4:25 - 5:00

6:07 GAME TIME

Visitor's Early BP	1:00 - 2:00
Angels Early BP	2:00 - 3:00
Angels Stretch	3:15 - 3:30
Angels BP	3:30 - 4:20
Visitors BP	4:25 - 5:25
Grounds Crew	5:25 - 6:00

6:38 GAME TIME

Visitor's Early BP	1:30 - 2:30
Angels Early BP	2:30 - 3:30
Angels Stretch	3:45 - 4:00
Angels BP	4:00 - 4:50
Visitors BP	4:55 - 5:55
Grounds Crew	5:55 - 6:30



MEDIA INFORMATION GUIDELINES

メディア情報の案内

エンゼルス・スタジアムへの入場：

メディアはエンゼルスのエグゼクティブ・オフィス左横にあるゲート 5 から入場して下さい。メディア用入り口は試合開始 4 時間前に開きます。(デイ・ゲームは 3 時間前)

メディア・パス：

シーズン・パス、またはデイ・パスを取得するには各メディア媒体のマネージャーが MLB メディア・パス申請サイト credentials.mlb.com にて申請書を提出する必要があります。メディア・パスは合法的なニュース収集機関のみに発行されます。デイ・パスの申請は同サイト (<https://credentials.mlb.com>) で申込みが出来ますが、週日の試合は最低試合開始 2 4 時間前、週末の試合は金曜日の午後 5 時までに申請書を提出する必要があります。球場に到着する前にメディア・パスの申請が球団広報部によって受理されている事を確認して下さい。パスの受け取りには身分証明書が必要です。BBWAA 資格を持つメディアの方は記者席に座席を確保する為 Angels Communications に通知する必要があります。全てのメディア・パスは他人へ譲渡する事は出来ません。不正な使用をした場合、メディア・パスの没収と球場退場の原因となります。

駐車場：

メディアは Orangewood Media / VIP / Bus Entrance の入口から入場し、指定された駐車場に車を駐車して下さい。2021 年度のメディア駐車場はゲート 5 近くの 3A と 4A になります。有効なメディア・パスをお持ちの方は駐車場は無料です。

駐車場の入場と共にシーズン・パスがスキャンされます。試合毎に来場される方はデイ・パスの申請許可と共に駐車場の入場が可能です。(駐車場のゲートにリストがあります。) 申請がされていない場合、またはパスの許可が下りていない場合、駐車料金を支払う場合もあります。その際、駐車料金の払い戻しはありません。

PRESS BOX (記者席)：

記者席はクラブ・レベルに設置されています。ゲート 5 から入場後、スロープを利用してクラブ・レベル (4 階) まで上がります。記者席はセクション 3 4 4 - 3 4 5 にあります。ゲート 5 近くにエレベーターがありますが MLB の安全規約によってスロープの使用を勧めています。

PRESS CLUB (記者クラブ・メディア食堂)：

記者クラブはクラブ・レベルに設置されています。ゲート 5 から入場後、スロープを利用してクラブ・レベル (4 階) まで上がり、ホーム裏に向か

ってコンコースを進み左側にあるガラス扉を通過してプレス・クラブに入ります。2021 年度はボックス・ミール (例：お弁当) を購入することが可能ですが記者席に戻り指定された席での食事となります。プレス・クラブはメディア・パスの無い方は利用できません。家族、友人、お客様はお断りさせて頂いています。18 歳未満の入室は禁止されています。また他の方々への礼儀として適切な服装 (ビジネス・アタミア) での入室をお願い致します。尚、これらの特権を乱用した場合にはメディア・パスの没収となります。記者席が満席となった場合、プレス・クラブは臨時的記者席となります。

クラブ・レベルからクラブハウスとフィールドへのアクセス：

MLB の安全規約に基づきクラブハウスとフィールドのアクセスはありません。

インタビュー・ルーム：

MLB の安全規約に基づきクラブハウスとフィールドのアクセスはありません。

写真：

カメラマンのパスはメディア・パスと同様に <https://credentials.mlb.com> にて申請して下さい。MLB の安全規約に基づきフィールド上のカメラ席のアクセスはありません。テラス・レベルにて限定された数のカメラ席を設けています。指定された場所での撮影は禁止されています。カメラ位置は限られている為フーのカメラマンや写真通信社は合法的なニュース収集機関からの取材依頼が必要です。

インタビュー：

2021 年度のインタビューは全てビデオ・カンファレンス (ズーム) 形式となります。広報部スタッフがインタビューの 30 分前までにログイン情報をお知らせします。インタビューに参加するメディアは質問をする場合、“Raise Hand” (挙手) ボタンを押し広報部の担当者に指名されたら “Mute” (消音) ボタンをキャンセルし (押しして) 質問してください。インタビュー終了後、録音されたビデオと音声ファイルはボックス・リンクにアップロードされ Email にてリンクが送られます。名前をローマ字形式で表示ください。

エンゼルスのオンライン記者席

メディアの皆様がエンゼルスの情報をアクセスしやすい様に、そして環境にも優しい様にエンゼルスのコミュニケーションズ部はシーズンや試合情報をオンラインで利用可能にしています。angelspressbox.com または Twitter で @LAAngelsPR でアクセス出来ます。他に Instagram や Twitter、Facebook でもエンゼルス情報をフォロー出来ます。

A photograph of a modern building facade, possibly a hotel or office building, with a strong red color overlay. The building features large glass windows and a prominent overhang. The text "FRONT OFFICE" is centered in a bold, white, sans-serif font. The background shows silhouettes of palm trees and a clear sky, suggesting a tropical or coastal location.

FRONT OFFICE



ARTE & CAROLE MORENO OWNERSHIP

In May of 2003, Arte and Carole Moreno were introduced as the third owners in Angels franchise history and their impact was immediate. The Morenos have guided the franchise to six A.L. West Division titles and 17 consecutive seasons drawing over three million fans, resulting in a total home attendance of over 52 million fans. In July of 2018, Arte received the distinct honor of being elected to the Board of Directors for the National Baseball Hall of Fame and Museum in Cooperstown, NY.

Arte and Carole's focus is balanced between baseball, business operations and fan experience. In 2009, the Halos were voted the top franchise in professional sports in "Fan Value and Experience" in a fan poll by ESPN the Magazine. In the poll, the Angels ranked in the top three among Major League teams for 10 consecutive seasons (2003-2012).

During their tenure, Arte and Carole's support of the baseball operations department has resulted in the acquisition of many key players, including three-time N.L. MVP Albert Pujols, perennial MVP candidate Anthony Rendon, nine-time Gold Glove Torii Hunter, 2009 World Series MVP Hideki Matsui, 2005 A.L. Cy Young Award winner Bartolo Colon, Hall of Famer Vladimir Guerrero and several others. In 2019, the Morenos signed three-time A.L. MVP Mike Trout to a record-setting 12-year contract extension effectively keeping the eight-time All-Star a member of the Halos for the remainder of his historic career. Additionally, in December of 2017, the Moreno's oversaw the successful recruitment of two-way player Shohei Ohtani, the offseason's most highly sought-after free agent.

Since purchasing the Club on May 22, 2003, the Angels have logged a 1,470-1,300 record (.531 winning pct.) while boasting a Top 10 payroll in 16 of their 19 seasons, including seven campaigns in the Top 5. During the family's tenure, the organization has continued to cultivate players from its farm system. Their dedication has paid dividends in the development of significant current players such as Trout, David Fletcher, Griffen Canning, Jared Walsh and Jo Adell with prospects Brandon Marsh, Jordyn Adams and Reid Detmers on the Major League horizon.

Over the past 18 years, Arte and Carole have strengthened the Club's commitment to local communities and beyond. In 2004, the Morenos established the Angels Baseball Foundation concentrating on investments in education, health care, arts & sciences and community-related youth programs to experience the positive attributes of baseball. The Foundation distributes annual grants to various youth programs within Southern California. The Angels Scholars program works with the Orange County Office of Education and the college preparatory AVID program to award several annual college scholarships. Since purchasing the Club in 2003, the Morenos, Angels and Angels Baseball Foundation have contributed over \$20 million to various charitable efforts with a primary focus in the Orange County area.

In 2010, the Angels were privileged to host their third All-Star Game (also 1967 & 1989). In conjunction with MLB's All-Star Legacy Fund, the foundation funded renovation of softball fields at Anaheim's Pioneer Park (into the MLB Angels All-Star Complex) as well as the special-surfaced field for the Miracle League of Orange County for disabled youth. The Foundation regularly donates tickets, memorabilia and ballpark experiences to the various groups and fundraisers.

In addition to their responsibilities with the Angels and various committees within MLB, the Morenos were part of ownership of the former Single-A Salt Lake Trappers of the Pioneer League. Under their leadership, the Trappers won three championships. Arte and Carole were also original investors in the Arizona Diamondbacks (including their 2001 World Series championship) and in a partnered ownership of the NBA's Phoenix Suns.

The Moreno family is also active in their own philanthropic efforts. In 1997, they established the Moreno Family Foundation to support nonprofit organizations focusing on youth and education as well as investing in educational scholarships in K-8, high school and college. Their favorite charities include St. Vincent de Paul, St. Mary's Food Bank, the Barrow Neurological Institute, Boys & Girls Clubs, UMOM Homeless Shelters, American Heart Association and Fresh Start Women's Foundation. The Morenos were previously members of the Little League Foundation's Board of Trustees, which assists Little Leagues in every state and more than 70 other countries. For her continued philanthropic efforts, Carole Moreno was honored by the Girl Scouts of Orange County as their 2019 G.I.R.L. (Go-Getter, Innovator, Risk-Taker, Leader) honoree.

Carole was born in Reno, NV, and moved often as the daughter of a career Air Force man. She spent much of her youth in Fredonia, KS, and went on to earn a degree in journalism from the University of Kansas. Arte is a native of Tucson, AZ, and served his country in Vietnam as a member of the U.S. Army. After his tour of duty, he attended the University of Arizona, graduating with a degree in marketing. In 2005, Time Magazine selected Moreno as one of the '25 Most Influential Hispanics in America.' Arte and Carole are the parents of three children.



DENNIS KUHL

CHAIRMAN

Dennis Kuhl begins his 18th season with the Angels after joining the Club on November 10, 2003. He was initially appointed as the Angels' seventh President before a promotion to Chairman on November 14, 2009. Kuhl's focus centers on renewed efforts in the area of civic affairs and community outreach. Kuhl also oversees the Angels' flagship radio station KLAAM830 and was recently named the President of the Angels Baseball Foundation.

Under his leadership, the Angels have shown tremendous growth and advancement in key business initiatives, including sponsorship and marketing revenues, as well as nationwide expansion and promotion of the Angels' brand. Kuhl also played a key role in working with Major League Baseball in hosting of the 2010 All-Star Game.

Kuhl is actively involved in several Southern California charities. He serves as president of the "Light the Night" event which supports the Leukemia and Lymphoma Society and is a founding board member of The Pacific Club IMPACT Foundation/Lott Trophy. Kuhl works with Susan G. Komen for the Cure serving as one of the "Pink Tie Guys," a select group of advocates speaking out to find a cure for breast cancer. Additionally, he is a member of the President's Advisory Committee for Cypress College and serves on the advisory boards for the South County Outreach, Anaheim YMCA, Rivals For The Cure, Irvine Public School Foundation, Kindervision, and the Angels Baseball Foundation Board of Directors.

A champion of community involvement, Kuhl's efforts span across Orange County and beyond. He is a member of the Board of Governors at Chapman University and on the board of directors for several nonprofits: The Los Angeles Sports Council, Boys and Girls Clubs of Greater Anaheim-Cypress, The Tiger Woods Foundation, the Noble Vikings Charity of Orange County, the Literacy Project Foundation the Alzheimer's Association of Orange County & Newport Beach and the Angels RBI (Reviving Baseball in Inner Cities) program.

In 2014, Kuhl served as a co-chairperson for the United Cerebral Palsy Golf Classic and a co-chairperson for the annual Red, White & Greens Golf Tournament to benefit the Susan G. Komen Foundation.

A Boonton, NJ native, Kuhl graduated from the University of Arizona in 1970 with a degree in business administration. In honor of his late father, he established the Bud Kuhl Wood Bat Invitational in 2007 with annual proceeds donated to local charities. Kuhl also initiated scholarships in his father's name to the Eller School of Management at the University of Arizona. In 2009, he was named the "Business Man of the Year" by the Anaheim Chamber of Commerce. Kuhl currently resides in Newport Beach.





JOHN CARPINO

PRESIDENT

John Carpino was named the eighth president in Angels' history November 14, 2009. He oversees all areas of business, sales, marketing, finance and communications. Carpino's top priority is fan value and experience in all areas of the game including concessions, merchandise, promotions and ticketing. As the principal executive in charge of business operations, he helped welcome over three million fans through Angel Stadium turnstiles for 17 straight seasons. He was also an integral part of Angel Stadium hosting the 2010 MLB All-Star Game, a key member in the Club's negotiations to keep the Angels in the City of Anaheim through 2050 and oversaw the negotiations for the extension of the Club's television agreement with FOX Sports West. *ESPN The Magazine* rated the Angels as the #1 MLB franchise in nine of Carpino's first 11 years with the organization.

The Chicago native continues to create value for fans, focusing not only on the game inside the lines, but on the entire ballpark experience. He has guided the Angel brand with a focus on affordable pricing while providing a quality family environment, including continual stadium improvements and enhancements. Under his leadership, Carpino's staff has established Angel Stadium as one of the premiere destinations in California for non-baseball events such as concerts, Supercross, Monster Jam and corporate events.

As one of the initial executives appointed by Owner Arte Moreno after purchasing the Club, the 2021 season marks Carpino's 18th with the team, having previously held the post of Senior Vice President. Carpino has led the Angels to unprecedented financial growth in sponsorship, marketing and ticketing. He oversaw the general manager selection processes in 2011 & 2015, assisted in the acquisition of high-profile players such as Albert Pujols, Anthony Rendon, Andrelton Simmons and Shohei Ohtani as well as the historic 12-year contract extension for three-time MVP Mike Trout.

He has created a stronger, more viable partnership with Los Angeles-based radio and television partners, and oversees KLAA AM830, the radio flagship of the Angels. His vision and creativity have brought an emphasis on the Angels' heritage with a reintroduction of the Club's Hall of Fame with yearly inductees, hosting of fan events and celebration of team history. Popular giveaways have included several world record-breaking items and those showcasing the popularity of the Rally Monkey. His efforts continue to create a brand that connects socially and in sync with current cultural trends.

Carpino's promotion followed six seasons as the Angels Senior Vice President of Sales and Marketing during which he oversaw all aspects of marketing, promotions and ticket sales. He began his professional career in 1982 in the billboard industry, including stints in Tucson, Chicago, Phoenix and Los Angeles. In 1985, he joined Moreno at Outdoor Systems, a billboard company (which later became Viacom Outdoor in 2000 and CBS Outdoor in 2005) and spent 18 years in the Phoenix and Los Angeles markets. Carpino oversaw \$200 million in sales for the western region.

Carpino is a 1982 graduate of the University of Arizona with a degree in business administration. He has served on CHOC Children's Foundation Board of Directors as well as the Executive Board for the Orange County United Way. In 2017, he was inducted into the National Italian American Sports Hall of Fame.

He and wife Elizabeth are involved in numerous charitable efforts throughout Southern California and support the Angels Baseball Foundation. John and Elizabeth have three children and reside in Laguna Beach.

PRESIDENTS OF THE ANGELS

John Carpino	2009 -
Dennis Kuhl	2003-2009
Paul Pressler	2002
Tony Tavares	1996-2001
Richard Brown	1990-1996
Gene Autry	1978-1990
Red Patterson	1975-1977
Robert (Bob) Reynolds	1961-1974



DANA WELLS

EXECUTIVE VICE PRESIDENT

Dana Wells joined the Angels in late 2019 as Executive Vice President, a role which focuses on all aspects of the Club's business efforts, including, business development, ticket sales and special projects.

Wells brings with him a successful track record of over 27 years of sales experience in the outdoor billboard industry. Starting in 1992 as an Account Executive with Outdoor System, he quickly grew through the ranks making stops as the Sales Manager and General Manager of

the Kentucky, Florida and New York markets. Following an impressive tenure in New York, he was promoted to National Sales Director in which he managed not only the company's national sales efforts but also the day-to-day business operations of the New York market.

As the company's ownerships changed hands over the years, Wells continued to climb the corporate ladder. In 2003, under the Infinity and Viacom ownership groups, Wells moved back to Atlanta where he was named Vice President of the South East region. In 2007, the Phoenix native was promoted to President of the Outdoor Division for CBS Outdoor, a position he held until 2013.

CBS Outdoor would go on to take their billboard division public in 2014, where Wells would play a key role in the company's transition. The newly formed Outfront Media would name Wells their Executive Vice President of National Sales and Western Region, a title he held until joining the Angels this winter.

A former NFL player for the Cincinnati Bengals and the Arizona Cardinals, Wells was Pac-10 Defensive Player of the Year his senior year at University of Arizona and is a two-time Morris Trophy Defensive Lineman of the Year, an award that is selected by the opposing players annually for the best offensive and defensive linemen in the conference. Wells has won this prestigious award twice, making him one of three to ever win the award multiple times.

Wells and his wife, Susie, reside in Newport Beach.





MOLLY JOLLY

**SENIOR VICE PRESIDENT,
FINANCE & ADMINISTRATION**

Molly Jolly became the highest ranking woman in the Angels organization in just her third year with the team (2003) and remains an integral part of the primary operations of the Club. She is in her 21st season with the Angels as Senior Vice President, Finance & Administration. Molly spent three years (2001-03) as Director of Finance for the Angels and Anaheim Ducks before her current appointment.

A native of Naples, Florida, Molly oversees all financial matters, including strategic initiatives, reporting and planning, budgeting, accounting and payroll. She is also responsible for office administration, including legal and risk management, human resources and information services. Additionally, she oversees financial operations at Angel Stadium for non-baseball events such as Supercross, Monster Jam and concerts.

Before joining the Angels and Ducks in 2001, Molly spent 11 years working for the Atlantic Richfield Company (ARCO), including six years (1989-94) at ARCO Alaska in Anchorage, serving as an Inventory Accountant, Financial Analyst and Electronic Commerce Manager. In 1994, Molly was transferred to ARCO Corporate in Los Angeles where she worked as an Internal Control Advisor and Project Manager. She was promoted in 1996 to Financial Manager and Strategic Planning Senior Consultant for the ARCO Products Company. Molly began her career in 1988 as an auditor for Arthur Anderson LLP in Boston, MA.

A 1988 graduate of Holy Cross with a Bachelor of Arts degree in Economics/Accounting, Molly graduated from the Anderson School at UCLA with a master's degree in Business Administration in 1999. Molly is the Chair of the Board of Directors for the Girl Scouts of Orange County and a past Board Member and Treasurer for CASA (Court Appointed Special Advocates) and Friends of CASA, as well as a sustaining member of the Junior League of Orange County. In 2016, Molly chaired the Friends of CASA Holiday Luncheon and Fashion Show and in 2011, she was nominated as "Chief Financial Officer of the Year in Orange County" by the *Orange County Business Journal*. She and husband Burt reside in Villa Park.





PERRY MINASIAN

GENERAL MANAGER

Perry Minasian became the 13th General Manager in franchise history on Nov. 12, 2020 when he agreed to a four-year pact through the 2024 season. In his current role, oversees all aspects of the Club's baseball operations efforts.

Minasian, 40, joined the Angels after a three-year stint (2018-2020) with the Atlanta Braves. Over his final two season in Atlanta, he held the title of Senior Vice President of Baseball Operations and Assistant General Manager where he oversaw the day-to-day responsibilities of the Baseball Operations staff. His primary focus during that time surrounded contract negotiations, pro and international scouting and analytics. He was originally hired by Atlanta in September of 2017 as Director of Player Personnel before quickly being promoted.

Prior to his time with the Braves, Minasian spent nine seasons (2009-2017) with the Toronto Blue Jays, originally joining the organization as a Major League scout. He also served six seasons (2011-2016) as Director of Professional Scouting and was a Special Assistant to General Manager Ross Atkins in 2017.

Minasian was born in Chicago, IL and grew up in Arlington, TX. He attended the University of Texas-Arlington and has been around professional baseball since his childhood, when he was a batboy for the Texas Rangers from 1988-96. He then worked as a Rangers Clubhouse Attendant from 1997-2002 and transitioned into a scouting role in 2003. Minasian served as a staff assistant to Rangers manager Buck Showalter and the Major League coaching staff from 2003-06 before becoming a Major League advance scout during the 2007-08 seasons.

Perry and his wife, Michelle, have four children, Lola, Minka, Gemma and Cash. His father, Zack, worked in professional baseball for over 30 years, including 22 seasons as the Rangers Clubhouse Manager. His brother, Calvin, is the Clubhouse Coordinator for the Washington Nationals and brother, Zack, is the San Francisco Giants Pro Scouting Director.

MINASIAN'S CAREER TIMELINE


2020-	Angels General Manager	2017	Blue Jays Special Assistant to GM
2019-2020	Braves Senior Vice President & Assistant General Manager	2011-2016	Blue Jays Director of Professional Scouting
2018	Braves Assistant General Manager	2009-2010	Blue Jays Pro Scout
2018	Braves Director of Player Personnel (promoted after two months)	2007-2008	Rangers Major League Advance Scout
		2003-2006	Rangers Staff Assistant
		1997-2002	Rangers Clubhouse Attendant

ANGELS GENERAL MANAGERS

Perry Minasian	Nov. 12, 2020 - Present Day	Whitey Herzog	Sept. 18, 1993 - Jan. 11, 1994
Billy Eppler	Oct. 4, 2015 - Sept. 27, 2020	Dan O'Brien	May 1, 1991 - Sept. 17, 1993
Bill Stoneman	July 1, 2015 - Oct. 4, 2015	Mike Port	Sept. 1, 1984 - Apr. 30, 1991
Jerry Dipoto	Oct. 29, 2011 - July 1, 2015	E.J. "Buzzie" Bavasi	Oct. 24, 1977 - Sept. 1, 1984
Tony Reagins	Oct. 16, 2007 - Sept. 30, 2011	Harry Dalton	Oct. 27, 1971 - Oct. 24, 1977
Bill Stoneman	Nov. 1, 1999 - Oct. 16, 2007	Dick Walsh	Oct. 1, 1968 - Oct. 27, 1971
Bill Bavasi	Jan. 12, 1994 - Oct. 1, 1999	Fred Haney	Dec. 8, 1960 - Oct. 1, 1968



FRONT OFFICE BASEBALL OPERATIONS



ALEX TAMIN

ASSISTANT GENERAL MANAGER

Alex Tamin enters his first season with the Angels organization after spending the previous three seasons with the Atlanta Braves as Assistant General Manager, Major League Operations and six prior seasons with the Los Angeles Dodgers as Director, Baseball Operations.

In his role with the Angels, Tamin will assist General Manager Perry Minasian in all aspects of baseball operations including player evaluation and acquisition, contract negotiations, payrolls, research and development, rules and regulations and day to day operations of the Major League team.

Tamin and his wife Jennifer reside in Stevenson Ranch, CA with their sons, Brandon and Matthew, and daughter, Brooke.



GENE WATSON

**SENIOR ADVISOR TO THE GENERAL
MANAGER, MAJOR LEAGUE OPERATIONS**

Gene Watson joins the Angels in 2021 after he spent the last 14 seasons with the Kansas City Royals including the last three as Senior Director-Pro Scouting/Assistant to the General Manager, where he oversaw the Royals Pro Scouting Department. He initially joined the Royals in 2006 as a Major League scout, before being promoted to Coordinator-Pro Scouting on Oct. 31, 2008 and to the Director-Pro Scouting in 2012. He has previously worked in scouting for the Marlins, Braves and Padres and has been a member of several USA Baseball selection committees.

A Texas native, Watson played college baseball at the University of Texas at Arlington and began his career in baseball on the Rangers stadium operations staff in 1989. Watson and his wife, Melanie, have two children: Tyler and Macey. Tyler was selected by the Angels in the 38th round of the 2014 First-Year Player Draft and played six minor league seasons in the Angels, Mariners, Braves and White Sox organizations.



JOEY PREBYNSKI

DIRECTOR, PLAYER DEVELOPMENT

Joey Prebynski, 38, joins the Angels in 2021 from the St. Louis Cardinals where he spent the previous two seasons as Run Prevention Coach. He worked closely with the Cardinals Major League coaching staff in game day preparation throughout the season and also conducts projects and studies aimed at enhancing player development processes.

Prior to his work with the Cardinals, he spent three seasons as a professional scout for the Milwaukee Brewers (2016-18) and seven seasons with the Texas Rangers, where he served as instant replay consultant, wrote Major League Advance Scouting reports, conducted statistical studies for the baseball operations department, and oversaw the use of video at the Major League level and in the Player Development system as well as within the Amateur, Pro, and International Scouting departments.

Prebynski previously served as Director of Baseball Operations at the University of Texas at Arlington, where he earned his undergraduate degree, Masters and an MBA. A native of Mansfield, OH, he is actively involved with the Miracle League, Junior Achievement, & Big Brothers-Big Sisters organizations.





BEN FRANCISCO

**SPECIAL ASSISTANT
TO THE GENERAL MANAGER**

Francisco enters his sixth season in the Angels organization in 2021 and second as Special Assistant to the General Manager. In his current position, he continues to focus on all scouting elements for the organization with a special focus on the Club's efforts in the upcoming draft. Francisco is also involved with the Club's minor league development efforts as well as international scouting. Prior to his promotion, Francisco spent his first four years (2016-19) in the Angel organization as a pro scout.

A Southern California native, Francisco, 39, was drafted by the Indians in the fifth round of the 2002 draft out of the University of California, Berkley. He made his debut May 1, 2007 and would go on to enjoy a seven-year big league career with the Indians, Phillies, Blue Jays, Astros, Rays and Yankees. Over the course of 563 Major League games, Francisco hit .253 (400/1579) with 50 home runs and 190 RBI, including consecutive 30 doubles/15 home run seasons in 2008 and 2009. The former outfielder would also make three different trips to the postseason, including the 2009 World Series with the Phillies (Yankees would win the series in six games).

Francisco prepped at Servite High School (Anaheim, CA), which sits less than 10 miles from Angel Stadium.



MARCEL LACHEMANN

**SPECIAL ASSISTANT
TO THE GENERAL MANAGER**

Marcel Lachemann enters his 54th season in baseball, 26th season with the Angels organization and 10th in his current role as a Special Assistant to the General Manager. He rejoined the Club prior to the 2012 campaign. Lachemann was the Club's pitching coach from 1984-92 & 1997-98 and spent two-plus seasons as manager (1994-96).

Prior to rejoining the Angels, Marcel worked in the Colorado Rockies organization, including eight seasons (2004-2011) as a special assistant to the GM. He was also the Rockies Pitching Coach from 2000-01.

The Los Angeles native began his coaching career with the Montreal Expos (1973-75), and then worked as an assistant coach at his alma mater, University of Southern California, before joining the Angels in 1982. He served as pitching coach with the Halos until 1993 when he was named pitching coach of the newly formed Florida Marlins where his brother Rene was managing. In 1994, Lachemann came back to the Angels, replacing Buck Rodgers as manager. Lachemann held the Halos' managerial post until resigning in August 1996 and returned as Angels Pitching Coach under Manager Terry Collins from 1997-98.

Lachemann lettered at USC as a pitcher from 1960-62, helping the Trojans to the 1961 College World Series title. He pitched in parts of three seasons with Oakland (1969-71), going 7-4 with a 3.44 ERA in 70 appearances. Additionally, Lachemann has been with USA Baseball since 1999, serving as pitching coach on the 2006, 2009 and 2013 World Baseball Classic teams. During the 2013 offseason, Lachemann was named Team USA's bullpen and co-pitching Coach for the 2013 World Baseball Classic by manager Joe Torre. The former Halo manager teamed up with four-time Cy Young Award winner Greg Maddux to handle the Team USA pitching staff.

His brother Bill is the Angels Special Assignment Catching Coordinator. Marcel and his wife, Sue, live in Nipomo, CA.





FRONT OFFICE BASEBALL OPERATIONS

FRONT OFFICE




ANDREW BALL

DIRECTOR, BASEBALL OPERATIONS

Andrew Ball, 32, enters his fifth season with the Angels in 2021 as Director of Baseball Operations. In his role, Ball is involved in all areas of baseball operations with a focus on Major League roster management, player contracts, player procurement and salary arbitration.

Ball came to the Angels after three seasons in the Baseball Operations Department of the Tampa Bay Rays. Initially hired as an Advance Scouting Intern, he was promoted to Baseball Operations Assistant in October of 2014 and to Assistant Director, Pro Scouting in September of 2016. Prior to that, Ball got his start in baseball operations with the York Revolution, an independent team in the Atlantic League. During his tenure, York captured the 2011 Atlantic League Championship and saw 14 players signed by affiliated organizations.

A native of Orwigsburg, PA, Ball attended Gwynedd-Mercy College where he graduated with a business degree and pitched for the Griffins baseball team. He currently resides in Newport Beach.



MICHAEL LORD

**SENIOR DIRECTOR,
RESEARCH AND DEVELOPMENT**

Michael Lord begins his first season with the Angels as Senior Director, Research and Development after working for the Atlanta Braves for the past three seasons. With the Braves, he most recently worked as a Research and Development Coordinator after starting with the department as an Analyst in 2018.

Prior to his time with the Braves, Lord began his front office career as a Baseball Analytics Intern with the Miami Marlins in 2016 and later served as a Baseball Operations Analyst for the Marlins during the 2017 season.

A native of Ashburn, VA, Lord is a 2016 graduate of the University of Virginia.



DAVID HAYNES

**DIRECTOR,
PLAYER PROCUREMENT**

David Haynes joins the Angels in 2021 as Director, Player Procurement, after working for the Toronto Blue Jays for the past eight seasons, including the last three as Manager, Baseball Operations & Professional Scouting. In his role with the Blue Jays, he was responsible for working closely with the front office and professional scouting department to support the decision-making process for all player acquisitions and Major League transactions. He started with Toronto as an intern in 2013 and was hired full-time as Coordinator, Professional Scouting in 2014.

Before being hired by the Blue Jays, he held internships with the Washington Nationals, Atlanta Braves and MLB Commissioner's Office. Haynes is a 2012 graduate of the University of Massachusetts Amherst with a degree in Sports Management.



RAY MONTGOMERY

**DIRECTOR,
PLAYER PERSONNEL**

Ray Montgomery begins his first season with the Angels in 2021 as Director, Player Personnel. He spent the last six seasons with the Milwaukee Brewers - in his second stint with the organization - as Vice President and Special Assistant to the General Manager, where he served as as a lead evaluator across the entire spectrum of baseball operations, including professional, international and amateur scouting.

In 2011, Montgomery began a four year stint with the Arizona Diamondbacks as Director of Scouting. He originally joined the Brewers in 2002 as an area scout until 2006 when he was named Milwaukee's Midwest region crosschecker (2007-10).

A veteran of 12 professional seasons, Montgomery was a 13th round selection by the Astros in the 1990 Draft and played parts of three seasons in the Majors with Houston (1996-98). The former outfielder also also played in the Pirates (1999-2000) and Mets (2001) organizations.

Montgomery was a First-Team All-American at Fordham University in 1990 and was inducted into the university's Hall of Fame in 1999. He resides in Simsbury, CT with his wife, Daniela, and two children: Jack and Emma.



CARLOS GOMEZ


**DIRECTOR,
INTERNATIONAL SCOUTING**

Carlos Gomez enters his ninth campaign as the Angels Director of International Scouting. The Puerto Rican native leads the Halos' amateur scouting efforts in Latin America, Asia and Europe. Part of Gomez's focus centers around the Club's Dominican complex in Boca Chica, DR (Academia de Abel Garcia).

Gomez served as the Arizona Diamondbacks International Scouting Director from 2011-12 after joining the organization as a pro scout following the 2007 season.

A former right-handed pitcher, Gomez prepped at Academia del Perpetuo Socorro in San Juan, PR and played four years collegiately (1998-2001) at Purdue University (IN). Upon graduation with a bachelor's degree in industrial engineering, Carlos pitched for three seasons in the Independent League (2002-04) in Illinois, Pennsylvania and New Jersey. Gomez compiled a 2-2 mark with three saves and a 4.25 ERA in 56 IP relief outings. He also played for Caguas in the Puerto Rican Winter League from 2003-04.

Carlos and wife, Maggie, reside in Orlando, FL.



NATE HOROWITZ

**DIRECTOR,
PROFESSIONAL SCOUTING**


Nate Horowitz was promoted to his current role in October of 2016. Horowitz oversees the day-to-day operations of the pro scouting department, and advises the office of the general manager on all manners of player acquisition. He previously worked in amateur scouting, where he assisted in the management of the draft process.

Horowitz, 32, began his baseball career in 2011 as an intern in the baseball operations department of the Arizona Diamondbacks, focusing on advance scouting, the amateur draft, and the arbitration process. His tenure with the Angels began as an intern for the 2012 season. The Newton, MA native received his bachelor's degree in economics in 2010 from the University of North Carolina at Chapel Hill. Nate lives in Aliso Viejo with his wife, Jacki, and two children, Everly and Teddy.



FRONT OFFICE

BASEBALL OPERATIONS



MATT SWANSON

DIRECTOR, AMATEUR SCOUTING

Matt Swanson enters his fifth campaign with the Angels after serving as the St. Louis Cardinals' Midwest Crosschecker for three seasons (2014-16). He was the Cardinals' Northern California Area and Pacific Northwest Area Scout for five years prior to being promoted to crosschecker. During his tenure with St. Louis, he was the signing scout for big leaguers Stephen Piscotty, Marco Gonzales, Kolten Wong and Kyle Barraclough, among others.

Swanson, 38, pitched professionally as a reliever for the Pittsburgh Pirates farm system from 2005-07, compiling 10 wins, a 3.93 ERA and 32 saves in 108 career games. He was selected by the Pirates in the 13th round of the 2005 June Amateur Draft out of the University of California, Berkeley.

During his time with Cal (2001-05), he became a key bullpen fixture as a junior and emerged as a senior, posting a 1.66 ERA in just under 50 innings in his final collegiate campaign. The 2005 Cal team included future big leaguers Brennan Boesch, Allen Craig, Brandon Morrow and Josh Satin.

A native of Los Gatos, CA, Swanson and his wife, Sara, reside in Texas with their two daughters, Abigail and Leah, and son, Luke.



RIC WILSON

SPECIAL ASSIGNMENT SCOUT

2021 represents Ric Wilson's 19th season in the Halo organization and his fifth as a special assignment scout. In his role, Wilson works closely with the baseball operations department on a variety of scouting aspects.

From 2010 through 2016, Wilson was the Club's scouting director after previously serving as the Angels' National Crosschecker from 2003-10. Prior to joining the Halos, he spent 11 years in the Milwaukee Brewers organization as an Area Scout (1992-94), Southwest Supervisor (1994-95) and West Coast Supervisor (1996-2002).

A former catcher, Wilson is a lifetime baseball man. He was a junior college All-American at Mesa Community College (1978-79) and played for two seasons at Arizona State University (1980-81). He was a member of the Sun Devils' 1981 National Championship team and was drafted by Seattle in the first round (secondary phase) of the 1981 MLB Draft. He spent six seasons (1981-86) in the Mariners' farm system.

Wilson and his wife, Shelly, have three children, Lisette (36), Ricky (33) and Abby (32). The couple resides in Chandler, AZ.





ADAM NEVALA

HEAD CERTIFIED ATHLETIC TRAINER


A member of the organization since 1998, Adam Nevala (NEV-uh-luh) begins his 11th season as the Angels Head Certified Athletic Trainer. He was promoted prior to the 2011 campaign after six seasons with Angels as an assistant athletic trainer. Nevala was selected as a member of the training staff for the American League for the 2015 All-Star Game in Cincinnati.

Prior to working at the Major League level, he spent six seasons as head athletic trainer for various Angels affiliates, including Salt Lake (AAA) from 2003-2004, Arkansas (AA) in 2002, Rancho Cucamonga (A) in 2001, Lake Elsinore (A) in 2000 and Cedar Rapids (A) in 1999. Nevala also gained experience serving as the assistant athletic trainer and clubhouse manager for the Angels Rookie-

Level Butte Copper Kings in 1998.

The Virginia, MN native is a member of the Professional Baseball Athletic Trainers Society (PBATS). Nevala attended Arizona State University, receiving his degree in exercise science and physical education in 1997. He earned his master's degree in rehabilitation science at California University of Pennsylvania in 2007.

The 45 year-old Nevala, wife, Tina, and son, Jackson, reside in Irvine, CA.



LEE FIOCCHI

HEAD STRENGTH & CONDITIONING COACH

Lee Fiocchi (FEE-oh-KEY) is in his fifth season as the Angels Head Strength & Conditioning Coach. Prior to joining the Halos, Fiocchi worked on the University of Houston's baseball staff as Head Athletic Development Coach (2013-16). He is also the founder and director of Dynamic Sports Training (DST) in Houston, Texas.

Before starting DST, Fiocchi worked and trained under world-renowned performance specialist Pete Bommarito in Davie, FL. Lee was the Director of Major League Baseball off-season training, creating immediate success for several MLB players and was an integral part of the 2007 and 2008 NFL Combine Prep strength program.

Fiocchi has trained over 50 MLB players, over 100 NFL players, prepared over 100 players for the NFL combine and trained the US Olympic Sailing Team during the 2008-2012 Quadrennial.

A native of Hermiston, Oregon, Fiocchi graduated from Eastern Illinois University in 2004 with a B.S. in physical education. Lee is supported by wife, Crystal, and his two girls, Alana and Alexa.



ADAM AUER

ASSISTANT STRENGTH & CONDITIONING COACH

Adam Auer (pronounced like 'hour') enters his third season with the Angels as Assistant Strength & Conditioning Coach at the Major League level. Over the previous five campaigns, he served in the same capacity in the Club's minor league system. Auer worked with the Salt Lake Bees (AAA) in 2018 and the Mobile BayBears (AA) for 2017. He has also spent time in the LAA system in Arkansas (AA) in 2016 and two years (2014-15) with Burlington (A).

Prior to joining the Angels, Auer was a teacher and coach for five years at the high school and college levels. He was a catcher at Cerro Coso Community College (CA), and Colorado State University – Pueblo where he completed BS degrees in Exercise Science & Health Promotion, as well as in Sociology.

A native of Waterloo, Ontario, Canada, Auer is a Certified Strength and Conditioning Specialist (CSCS), a Registered Strength and Conditioning Coach (RSCC) and earned his USA Weightlifting Certification (USA-W) during the off-season. He is currently working to become a Registered Dietician (RD).



FRONT OFFICE

TRAINING & MEDICAL STAFF



RICK SMITH

ATHLETIC TRAINING SERVICES COORDINATOR

Rick Smith begins his 46th season with the organization, 44th at the big league level. Smith enters his fifth campaign in his role after 39 years as an Angels Certified Athletic Trainer. Smith previously served as the Head Athletic Trainer for the El Paso Diablos, an Angels' Double-A affiliate, before moving to the Major Leagues in 1978.

On August 3, 2002, Smith was honored in a pregame ceremony for his 25 years of service with the Angels. He has served as an American League Athletic Trainer for the All-Star Games in 1984, 1989 and 1997. Smith was also an integral part of the group honored with the Major

League Athletic Training Staff of the Year Award for the 1998 season. The award is voted on by the Professional Baseball Athletic Trainers Society (PBATS).

The El Paso, TX native was inducted into the El Paso Baseball Hall of Fame on November 6, 2007 as part of the 20-year anniversary of the Hall of Fame. Former Angels Larry "Moose" Stubing, Ken Schrom and Jack Harris are also members of the El Paso Hall of Fame.

Smith began his career as a Student Athletic Trainer for the University of Texas-El Paso athletic teams from 1971 until graduating in 1975. He is a member of the Professional Baseball Athletic Trainers Society (PBATS), National Athletic Trainers' Association (NATA) and the California and Texas State Trainers Associations. Smith is a regular supporter of the Child Abuse Prevention Center in Orange, CA.

Smith, 68, attended Eastwood High School in El Paso, TX. He and his wife, Janell, have one son, Karcher, and reside in Santa Ana, CA. The family welcomed grandson, Rocco, in 2017.

RICK SMITH BY THE NUMBERS

Some interesting figures during Rick Smith's tenure with the Angels...

800 - Number of Angels players

16 - Number of Angels managers

73 - Number of Angels coaches

Smith has worked approx. 7,500 games in his career (includes spring training, regular season and playoffs)





ERIC MUNSON

**ASSISTANT CERTIFIED
ATHLETIC TRAINER**

Eric Munson, 41, joined the Angels Major League Athletic Training Staff in 2017 as an Assistant Athletic Trainer. He spent seven seasons with the Angels' affiliates and served as the Minor League Rehabilitation Coordinator for five years prior to joining the big league club.

Munson served as the head athletic trainer in Double-A Arkansas (2008-10), Single-A Rancho Cucamonga (2007), Single-A Cedar Rapids (2005-06, 2011) and has served as the Angels' Minor League Rehab Coordinator based in Tempe (2012-16). Prior to joining the Angels organization, he worked as the Head Athletic Trainer and Strength & Conditioning Coach for the Cedar Rapids Roughriders for the 2004-05 season as part of the United States Hockey League.

A native of Kenmare, ND, Munson, received his Bachelor of Science degree in Athletic Training from North Dakota State University in 2004. Eric, his wife, Leslie, and daughter, Nora, reside in Arizona.



GEOFF HOSTETTER

**ASSISTANT CERTIFIED
ATHLETIC TRAINER**

Geoff Hostetter, 47, enters his 24th season with the Angels organization and first as an Assistant Athletic Trainer on the Major League staff. He previously served as Minor League Medical Coordinator since 2002. During the 2020 season, Hostetter was the Angels Covid policy leader in addition to his role as Medical Coordinator.

Hostetter began his tenure with the Angels as a season intern in Anaheim during the 1996 season. He then served as an Athletic Trainer for Rookie-level Butte (1997), Low-A Cedar Rapids (1998), Adv.-A Lake Elsinore (1999), Double-A Erie (2000) and Double-A Arkansas (2001). He was named the Angels Minor League Employee of the Year in 2006.

A native of San Dimas, CA, Hostetter earned a Bachelor of Science in Physical Education from Cal Poly Pomona and a Masters of Science in Exercise Science from California University of Pennsylvania.

Hostetter and his wife, Tina, reside in Mesa, AZ, with their two children, Troy and Nathan.



BRIAN REINKER

**ASSISTANT CERTIFIED
ATHLETIC TRAINER**

Brian Reinker, 40, joins the Angels Major League staff in 2021 as Assistant Athletic Trainer. He is in his 18th season in the Angels organization and served as an Athletic Trainer at the Alternate Training Site in Long Beach last season. Reinker was previously the Athletic Trainer for Triple-A Salt Lake from 2008-19.

In 2015 Reinker was named the Pacific Coast League Athletic Trainer of the Year by the Professional Baseball Athletic Trainers Society. He was selected by the PCL as the league's trainer for the Triple-A All-Star Game in Salt Lake in 2011.

Prior to his time with Salt Lake, Reinker worked as a trainer for the AZL Angels (2003), Class-A Cedar Rapids (2004), Adv.-A Rancho Cucamonga (2005-06) and Double-A Arkansas (2007).

A native of Whitehall, Ohio, Reinker earned an athletic training degree in 2003 from Capital University in Columbus, Ohio. He now resides in Tempe, Arizona, during the offseason.



FRONT OFFICE

TRAINING & MEDICAL STAFF

FRONT OFFICE



TIM BUSS

QUALITY ASSURANCE COACH

Known as the "Vice President of Stuff," Tim Buss joined the Angels in 2020 following 18 seasons (2001-19) as the Head Strength and Conditioning Coach for the Chicago Cubs. During his 18-year tenure, he worked under Cubs managers Don Baylor, Dusty Baker, Mike Quade, Dale Sveum, Rick Renteria and most recently Joe Maddon. Prior to getting the Major League strength position with the Cubs, Buss spent the 2000 season working in the Dodgers organization as Strength and Conditioning Coach for Single-A San Bernardino and the Dodgers' Instructional League team. Buss began his career in professional baseball in the 1998 and 1999 seasons with the Cubs spring and Instructional League camps as well as strength and conditioning coach at Triple-A Iowa.

Buss is a member of the National Strength and Conditioning Association and the International Fitness Professionals Association. He received his associate degree from Ellsworth Community College in Iowa Falls, IA and a bachelor's degree in physical education from Iowa Wesleyan College.



YOICHI TERADA

MASSAGE THERAPIST

Yoichi (yo-EACH-ee) Terada (ter-AH-duh) enters his 11th season with the Halos in 2021. In his role, Terada works daily with players and staff using touch to manipulate the soft tissues of the body. In 2016, Terada was selected to work on the A.L. training staff for the All-Star Game at Petco Park in San Diego.

With massage therapy, he relieves pain, assists in rehabilitation of injuries, improves circulation and aids in the general wellness of players. Additionally, he assists with English translation during Japanese media

interviews with the Angels.

Terada joined the Club in 2011 as a Japanese interpreter/personal massage therapist for pitcher Hisanori Takahashi. In 2013, he was named as the team's massage therapist.

Born and raised in Shizuoka, Japan, Terada graduated from Fresno State University with a degree in sports medicine. Yoichi and wife, Maki, have three children and reside in Fountain Valley.



WILL LENZNER

DIRECTOR, MENTAL CONDITIONING

Will Lenzner enters his fourth campaign as the Angels Mental Conditioning Coach. Before joining the Halos, he served in the same capacity with the New York Mets for two seasons (2016-17). A native of Washington, D.C. Lenzner broke into the big leagues in 2015 as the Seattle Mariners Mental Skills Coach in their player development department.

In 2014, Lenzner worked as a consultant with the U.S. Army as a Mental Performance Specialist. Additionally, he was a performance consultant for American Top Team Mixed Martial Arts from 2012-14.

Lenzner started his professional career as Director of Mental Conditioning for the Evert Tennis Academy from 2011-12. He received his B.A. in Psychology from Pitzer College (Los Angeles, CA) and a master's in Sports Psychology from John F. Kennedy University (Pleasant Hill, CA).



JOHN ITAMURA, M.D.

TEAM ORTHOPEDIC SURGEON

John Itamura, M.D., is a Board Certified Orthopaedic Surgeon at the Kerlan Jobe Institute/ Cedars Sinai Medical Center at The White Memorial Medical Center. He specializes in open and arthroscopic reconstruction of the shoulder for shoulder instability and the rotator cuff, disorders of the sternoclavicular and acromioclavicular joints, pathology of the biceps, primary and revision arthroplasty of the shoulder and elbow and the treatment of complex periarticular fractures of the shoulder and elbow.

Dr. Itamura is a native of Los Angeles and earned his Bachelor of Science from the University of Southern California in 1985. He graduated from the University of Southern California School of Medicine in 1989. He completed his Residency in Orthopaedic Surgery in 1989 at the University of Southern California. In 1995 he completed a Fellowship in Shoulder and Elbow Surgery at the WB Carrell Clinic in Dallas, Texas. In 1995 he was full-time faculty on the Upper Extremity Trauma and Sports Services at Keck School of Medicine at the University of Southern California. In the fall of 1997, he took a sabbatical in Upper Extremity Reconstruction at the Massachusetts General Hospital. He was an active member of the Sports and Hand and Upper Extremity Fellowship Program. In 2011, Dr. Itamura joined the Kerlan Jobe Institute. He is the Director of the Shoulder and Elbow Fellowship, and an active member of the Sports Fellowship faculty. He is an active researcher and has published numerous peer and non-peer reviewed papers and book chapters. He regularly lectures locally, regionally, nationally and internationally, and serves as a peer reviewer for numerous Orthopedic journals.

He is a member of the American Academy of Orthopaedic Surgeons (AAOS), The Wilson Bost Society, and the American Shoulder and Elbow Surgeons (ASES)

This is his first season with the Los Angeles Angels. He has served a number of professional, collegiate and high school athletic teams, including the Los Angeles Dodgers, University of Southern California and California State University, Los Angeles.



CRAIG MILHOUSE, M.D.

TEAM PHYSICIAN

2021 represents the 27th season as the Angels Team Physician for Dr. Craig Milhouse. Dr. Milhouse's current professional duties also include his private practice in internal and athletic medicine in Orange, CA and as a medical consultant/physician for the Fullerton Junior College Athletic Department. He previously worked for 10 years at the Kerlan-Jobe Orthopedic Clinic in Anaheim, CA.

A native of Detroit, MI, Dr. Milhouse received his bachelor of science degree from the University of Michigan in 1976 and medical degree from Wayne State University School of Medicine in 1980. He completed his medicine/surgery internship at St. John's Hospital in Detroit (1980-81) and his internal medicine residency at Huntington Memorial Hospital in Pasadena, CA (1981-84). Dr. Milhouse served his sports medicine fellowship at the Kerlan-Jobe Orthopedic Clinic in Inglewood, CA (1990-91) and received his board certification in internal medicine in 1984.

Dr. Milhouse has worked as a team physician/medical consultant for several local sports organizations, including the Anaheim Ducks & Honda Center (1993-2015), Los Angeles Rams (1993-95), University of Southern California (1988-93), Occidental College (1992-93), Anaheim Bullfrogs, Anaheim Piranhas and Anaheim Splash. In 2003, Dr. Milhouse served as the Medical Director for the World Gymnastics Championships and was a voluntary member of the Tournament of Roses for over 25 years. He and wife, Pamela, have two sons, Jonathan and Alex. In 2016, they became grandparents with the birth of grandson, Jaxon Ryan.





FRONT OFFICE TRAINING & MEDICAL STAFF



BRIAN SCHULZ, M.D. **TEAM ORTHOPEDIC PHYSICIAN**

Brian Schulz, M.D. is an orthopedic surgeon out of the Kerlan-Jobe Clinic specializing in ligament, meniscus, and cartilage injuries of the knee, shoulder instability and labral tears, rotator cuff injuries, Tommy John surgery, shoulder reconstruction, upper and lower extremity fracture management, and advanced arthroscopic and open surgical techniques for sports-related injuries of the shoulder, elbow, hip and knee.

Dr. Schulz began his studies at the University of Kentucky and earned a bachelor of science degree in biology, before going on to medical school at the University of Louisville School of Medicine in Louisville, KY. He completed his residency at Columbia University Medical Center/New York-Presbyterian Hospital, where he was Administrative Chief Resident. Dr. Schulz went on to train as a Kerlan-Jobe Sports Medicine Fellow and is an active researcher, publishing multiple papers and book chapters.

He is a member of the American Academy of Orthopedic Surgeons (AAOS), American Orthopedic Society for Sports Medicine (AOSSM), Arthroscopy Association of North America (AANA), and the American Orthopedic Association (AOA) Emerging Leaders Program.

2019 marks the third season with the Angels for Dr. Schulz. He has been a consultant for a variety of professional, collegiate and high school athletic teams, including the Los Angeles Dodgers, Anaheim Ducks, Los Angeles Kings, Los Angeles Lakers, Los Angeles Sparks, Los Angeles KISS, West Los Angeles College and Fullerton College.



STEVE YOON, M.D. **TEAM ORTHOPEDIC PHYSICIAN**

Steve Yoon, M.D. joined the Angels in 2017 as a Team Orthopedic Physician. He is the Director of Orthobiologics at the Kerlan-Jobe Orthopaedic Clinic and specializes in advanced non-surgical biologic treatments for sports injuries and degenerative joint disease. He also specializes in the use of image-guided and minimally invasive techniques for many orthopedic conditions.

Dr. Yoon is a consultant to many athletes throughout the NBA, MLB, NFL and NHL in addition to other organizations including the United States Tennis Association (USTA), PGA and LPGA tour, and Team USA for both the Summer and Winter Olympics. He is also a consultant with several local teams including the Los Angeles Lakers, Los Angeles Clippers, Los Angeles Rams, Los Angeles Dodgers, Los Angeles Kings, Anaheim Ducks, Los Angeles Sparks and the Loyola Marymount University Athletic Department.

Upon earning his medical doctorate within his home state at the University of Alabama, Dr. Yoon completed his residency at the NYU Medical Center and Hospital for Joint Disease, where he was named Chief Resident. He followed his residency with a subspecialty fellowship and board certification in interventional pain medicine at the UCLA Medical Center.

Dr. Yoon's work with professional athletes has been recognized in many media outlets including the *Los Angeles Times*, *Sports Illustrated*, CNN and ESPN. He is a member of the Major League Baseball Team Physicians Association (MLBTPA), American Orthopedic Society for Sports Medicine (AOSSM) and American Academy of Physical Medicine and Rehabilitation (AAPMR). Dr. Yoon continues to be published in journals and book chapters as well as lecture regionally and nationally.



CARLOS UQUILLAS, M.D. **TEAM ORTHOPEDIC PHYSICIAN**

TEAM

Carlos Uquillas, M.D. who joined the Angels in 2020, is an orthopedic surgeon out of the Kerlan-Jobe Clinic specializing in Adult and Pediatric Sports Medicine. He specializes in injuries of the knee, shoulder and elbow, joint preservation surgery and fracture care. He uses advanced arthroscopic and open surgical techniques for sports-related injuries of the shoulder, elbow, hip and knee. He is an expert among his peers in musculoskeletal injuries in children as it relates to the knee, hip, elbow and shoulder as well as the surgical and nonsurgical treatment options

for these conditions. Dr. Uquillas has previously served as team physician and consultant for the Los Angeles Dodgers and Los Angeles Kings.

Dr. Uquillas is a regular contributor to medical research and education, having authored multiple publications, book chapters and lectures. He is a member of the American Academy of Orthopedic Surgeons, American Orthopedic Society for Sports Medicine, Pediatric Research in Sports Medicine Society and the Arthroscopy Associations of North America. He currently teaches residents and fellows on best practices within Sports Medicine.

After graduating Magna Cum Laude and receiving his undergraduate degree in Biochemistry and Molecular Biology from the University of Maryland-Baltimore County, Dr. Uquillas earned his medical degree from Stanford University School of Medicine. He completed a residency in Orthopedic Surgery at New York University Langone Medical Center and Hospital for Joint Diseases, where he received the Eleanor Kauffman Award for Research in Pediatric Orthopaedic Surgery. He then completed two fellowships, one in Sports Medicine through the Kerlan Jobe Orthopaedic Clinic and another in Pediatric Orthopedic Surgery through the Children's Hospital in Los Angeles.



GUY GALLAGHER **DIRECTOR, EQUIPMENT & CLUBHOUSE OPERATIONS**

DIRECTOR, EQUIPMENT & CLUBHOUSE OPERATIONS

Guy Gallagher enters his first year with the Angels after spending the last 23 seasons as the Tampa Bay Rays Visiting Clubhouse Manager. He originally joined the Tampa Bay organization in 1996 as a minor league equipment and clubhouse manager.

Gallagher has also served on the clubhouse staffs at eight All-Star Games and for the MLB Japan All-Star Series. He is the 2017 winner of the Pete Sheehy Clubhouse Award, given annually to the MLB's top home and visiting clubhouse manager, as voted by the MLB Clubhouse Manager's Association. Before joining the Rays, he spent 12 years with the Florida State University baseball program as a student assistant and equipment and clubhouse manager.

Gallagher is a native of St. James, NY and is married to his wife, Michelle.

FRONT OFFICE





BRETT CRANE

**VISITING CLUBHOUSE
MANAGER**

Brett Crane enters his 21st season in the Angels organization and second as Visiting Clubhouse Manager where he oversees clubhouse accommodations for opponents at Angel Stadium.

Prior to his promotion in 2020, Crane spent the previous seven seasons as the Club's Manager of Arizona Operations and Minor League Equipment. In that role, he oversaw the day to day operations of the Club's Tempe facility. He joined the Tempe staff following five seasons (2008-12) working in various capacities with the organization's

Single-A affiliate in Orem, UT, including two seasons (2011-12) as the General Manager. During the 2006 and 2007 seasons, Crane would oversee the visiting clubhouse for Triple-A Salt Lake. He would initially join the Angels organization in 2001 and worked for the former Provo Angels and Orem Owlz in different roles up through the 2005 campaign.

A Springville, Utah native, Crane and his wife, Kami, have one son, Bennett and reside in Chandler, AZ.



SHANE DEMMITT

**ASSISTANT EQUIPMENT
MANAGER**

Shane Demmitt began a career in baseball in 1995 working in stadium operations for the Toronto Blue Jays' Class-A affiliate in the South Atlantic League (SAL). He then joined stadium operations at Tempe Diablo Stadium (AZ) in 1997 and the Angels Major League Club as a Clubhouse Attendant in 2004. Demmitt was promoted to Angels Assistant Equipment Manager after the 2009 campaign.

A native of Maryland, he has a Bachelor of Science degree in sports management from West Virginia University and a Juris Doctor degree from Loyola Law School. In February 2012, Demmitt was a contestant on MLB Network's game show *Baseball IQ* and ultimately won the competition, raising \$45,000 in prize money for the Angels Baseball Foundation. He resides in Irvine, CA and has been a member of the California State Bar since 2002.



T.J. JARA

UMPIRES ATTENDANT

T.J. Jara enters his 18th season with the Angels organization and second as Umpires Attendant. He worked on the Angels grounds crew from 2004-07 and has been a member of the Angels clubhouse staff since 2008. Jara became the Umpires Room Attendant prior to the 2020 season.

The Anaheim native attended Katella HS (Anaheim, CA) and was an infielder during his time at Vanguard University (Costa

Mesa, CA).

T.J. and his wife, Michelle, reside in Placentia, CA with their two sons, Luke and Beau.

FRONT OFFICE



FRONT OFFICE



LILLEA AGASIO
Scholarship Programs and
Marketing Coordinator



JOSE ANDRADE
Security Host



DANIEL ANGULO
Asset Coordinator



ZAC APPLAGATE
Engineer



MATT ASATO
Accountant



SUE BASSETT
Controller



NATHAN BAUTISTA
Senior Manager,
Stadium Operations



PEGGY BERROA-MORALES
Coordinator,
Baseball Administration



MATT BIRCH
Manager,
Communications



SHEILA BRAZELTON
Senior Manager,
Ticket Operations



PETER BULL
Director, Entertainment and
Production



ADAM CALI
Manager, Foundation and
Community Initiatives



CARLOS CAMPOS
Manager,
Stadium Operations



MAYRA CASTRO
Human Resources
Manager



AL CASTRO
Director,
Information Services



ALEX CERVANTES
Skilled Craftsman



CALVIN CHING
Director,
Stadium Operations



ADAM CHODZKO
Director,
Communications




JONATHAN CHODZKO
Account Executive,
Business Development



PEDRO DEL CASTILLO
Senior Housekeeping
Supervisor



TOM DETEMPLE
Senior Director, Ticket
Operations and Services



AIDAN DONOVAN
Coordinator,
Amateur Scouting



AARON DRAGONMIR
Director, Premium
Sales and Services



COLE DRAGON
Production
Coordinator



JORDAN ESSWEIN
Manager,
Video Production




JJ EVANS
Manager,
Business Analytics



MIKE FACH
Senior Director,
Business Development




NEIL FARISS
Senior Manager,
Network Infrastructure



ASHLEY FLECK
Account Executive



JARED FLORIN
Senior Account
Manager, Premium Sales



SETH GLANTZ
Director, Baseball
Systems Development



EDDIE GOMEZ
Senior Account
Manager, Premium Sales




PHIL GURULE
Senior Account
Manager, Group Sales



JAMES HASKINS
Security Host



JARED HUGHES
Baseball Operations
Analyst



ADAM HUNT
Manager,
Video Operations



FRONT OFFICE

FRONT OFFICE



ROBERT IGLESIAS
Custodial Supervisor



JONATHAN JAGDHARRY
Baseball Systems
Developers



JENNIFER JEANBLANC
Financial Operations
Manager



MATTHEW JOHNSON
Assistants,
Quantitative Analysis



DEBORAH JOHNSON
Director,
Human Resources



TRICIA KAMI
Graphic Designer



HAYDEN KEOWN
Business Analyst




BOBBY KOWAN
Director,
Partnership Services



ANDRÉA LA POINTE
Coordinator, Player
Development



GREG LAESCH
Assistant Groundskeeper



NICK LAMPE
Coordinator,
International and
Pro Scouting



VERONICA LEE
Manager, Special Events
and Services



JEFF LEUENERGER
Business Development
Manager



ARON LINVILLE
Technical Services
Manager



BARNEY LOPAS
Field/Ground
Maintenance Manager



GENARO LUNA
Wardrobe Supervisor



ROBERT MACCHIAVELLO
Electrician



MARK MACIAS
Security Manager



BRETT MAIDA
Groundskeeper



REYNA MANCILLA
Human Resources
Coordinator



KYLIE MCMANUS
Accountant



GRACE MCNAMEE
Manager,
Communications



RYAN MENDOZA
Equipment
Mechanic



JAIME MERINO
Painter



ANGEL MIRANDA
Bilingual Media
Coordinator



DOMINIC MITRANO
Graphic Designer



ANDIE MITSUDA
Manager,
Partnership Services



CONNOR MOFFATT
Assistant,
Quantitative Analysis



JENNIFER MORAN
Client Services Manager



CHRIS MOSCH
Coordinator, Player
Development



DOUG MYLOWE
Director, Finance



RAY NELLS
Custodial Supervisor




TAYLOR NESTRA
Client Services
Representative



DAVID NEUMANN
Inside Sales Manager



ABBI NEWTON
Client Services
Representative



TYLER OGAWA
Housekeeping and
Purchasing Supervisor

FRONT OFFICE



FRONT OFFICE



BLAINE OHGASHI
Team Photographer



MANDI ORTIZ
Marketing and Entertainment Coordinator



JOSE PADILLA
Facility Maintenance Manager



JIM PANETTA
Senior Director, Ticket Sales and Services



KRISTEN PEPPERLING
Account Manager, Group Sales



SUZANNE PETERS
Purchasing Manager



NICOLE PROVANSAL
Director, Corporate and Community Partnerships



ARMANDO REYNA
Ticketing Operations Manager



GABE RIVERA
Security Host



BRYCE ROGAN
Assistants, Quantitative Analysis



BOB ROSS
Lead HVAC Electrician




LISA SALDANA
Account Manager, Business Development



BRIAN SANDERS
Senior Director, Ballpark Operations



JAKE SAUBERMAN
Baseball Operations Analyst



RICHARD SCHILPP
Security Host



LORELEI SCHLITZ
Payroll Manager



CECILIA SCHNEIDER
Benefits Manager




ALLI SERRANO
Account Managers, Corporate Partnerships




NEEKETH SETH
Baseball Systems Developer




JAMES SHEU
Network Administrator



KENNETH SMALE
Assistant Director, Performance Integration



NICK SPAR
Assistant, Baseball Operations



MATT SPRING
Baseball Operations Analyst



HANNAH STANGE
Digital Communications Manager




SHANELLE STEPHENS
Premium Seating Coordinator



FRANK STEWART
Skilled Craftsman



BILL STONEMAN
Senior Advisor, Baseball Operations



TONY SURUOR
Lead HVAC Technician



SARAH TALAMONTE
Accounts Payable Specialist




TOM TAYLOR
Traveling Secretary




ALEX TINYO
Senior Marketing Manager



BECCHI TWOMBLY
Registered Dietitian



JACQUELINE URBANUS
Security Assistant Manager



RYAN VANCE
Director, Ticket Marketing and Business Analytics



VANESSA VEGA
Senior Marketing Manager



RYAN VITELLI
Account Managers, Corporate Partnerships



FRONT OFFICE




COURTNEY WALLACE
Director, Special Events



MARGIE WALSH
Receptionist



JENNIFER WHYNOTT
Assistant Controller



AARON WIEDEMAN
Visiting Clubhouse
Assistant Manager




ALEX WINSBERG
General Counsel, Legal
and Risk Management



CHRIS YOUNG
Account Executive,
Business Development



DAVID YUN
Senior Customer
Support Analyst



RICARDO ZAPATA
Photography Assistant



ANDREW ZENNER
Assistant,
Baseball Operations



DREW ZINSER
Senior Corporate
Account Executive



FRONT OFFICE



SCOUTING STAFF




JASON BAKER



JOHN BURDEN



JOCHY CABRERA



RUSBELL CABRERA



JOEL CHICARELLI



BRIAN CRUZ



BEN DIGGINS



DREW DOMINGUEZ



JAYSON DUROCHER



JASON ELLISON



DOMINGO GARCIA



ENDER GONZALEZ




RAUL GONZALEZ



BRIAN GORDON



NICK GORNEAULT




GIOVANNI HERNANDEZ



CHRIS MCALPIN



BRANDON MCARTHUR



YEFERSON MERCADO



GRACE MERCEDES



JOEL MURRIE



RUBYLIN NICASIA



SCOTT RICHARDSON



JEREMY SCHIED



JASON SMITH



FRANK TEJADA



MARLON URDANETA



STEFFAN WILSON

FRONT OFFICE



GENE AUTRY MEMORIAL STATUE


Dedicated April 1, 1998

The Gene Autry statue is a life-size bronze piece depicting the longtime Angels owner, who became a legend in the entertainment industry in a career that spanned seven decades. Autry's first steps toward becoming a sports legend came when he took over the ownership of the Los Angeles Angels expansion team in 1960, a position he has held for over three decades.

At the base of the statue lay five of Autry's replica stars from the Hollywood Walk of Fame. The statue is placed in the Angel Stadium perimeter plaza, located just inside Gate 2.

INSCRIPTION: *GENE AUTRY - Founder of California Angels, 1961. His uniform number 26 was retired in 1982 by the players.*

Singing Cowboy. Actor. Composer. Air Force Pilot. Entrepreneur. Baseball Fan. Philanthropist. 88th Degree Mason. Best Friend.





FRONT OFFICE

AMATEUR SCOUTING STAFF

BRIAN PARKER - SENIOR DIRECTOR, INTERNATIONAL SCOUTING
 MATT SWANSON - DIRECTOR, AMATEUR SCOUTING
 CARLOS GOMEZ - DIRECTOR, INTERNATIONAL SCOUTING
 GIOVANNI HERNANDEZ - ASST. DIRECTOR, INTERNATIONAL SCOUTING
 BRIAN CRUZ - ASST. DIRECTOR, INTERNATIONAL SCOUTING

Crosscheckers

Jason Ellison Hitting Crosschecker
 Jeremy Schied, Jason Smith, Steffan Wilson National Crosscheckers
 Frank Tejada International Crosschecker

Regional Supervisors

Jason Baker
 Jayson Durocher
 Nick Gorneault
 Brandon McArthur
 Scott Richardson

Area Scouts

John Burden Fairfield, OH
 Ben Diggins Costa Mesa, CA
 Drew Dominguez Dorchester, MA
 Brian Gordon Round Rock, TX
 Chris McAlpin Moultrie, GA
 Joel Murrie Gallatin, TX

Residence

International Scouts

Rubylin Nicasia Curacao
 Jochy Cabrera, Rusbell Cabrera, Domingo Garcia, Yeferson Mercado,
 Grace Mercedes (DR Scouting Administrator) Dominican Republic
 Raul Gonzalez Panama
 Joel Chicarelli, Ender Gonzalez, Marlon Urdaneta Venezuela

PROFESSIONAL SCOUTING STAFF

NATE HOROWITZ - DIRECTOR, PRO SCOUTING
 RIC WILSON - SPECIAL ASSIGNMENT SCOUT

Professional Scouts

Jeff Cirillo Medina, WA
 Nick McCoy Scottsdale, AZ
 Jim Miller Valrico, FL
 Jayson Nix Lewisville, TX
 Andrew Schmidt Los Angeles, CA
 Bobby Williams Sarasota, FL
 Rick Williams Tampa, FL

Residence



Jeff Cirillo



Nick McCoy




Jim Miller



Jayson Nix



Andrew Schmidt



Bobby Williams



Rick Williams

FRONT OFFICE



UNDER THE HALO





UNDER THE HALO TV & RADIO

Bally SPORTS WEST

Bally Sports West, formerly FOX Sports West, enters its 30th year as telecast partner with the Los Angeles Angels and will produce approximately 150 games during the 2021 regular season.

“Angels Live” returns to provide unmatched access to the Angels. Featuring a 30-minute pre-game and full post-game coverage, “Angels Live” is a true extension of the game that keeps Angels fans entertained and informed.

Live game coverage of the Angels on Bally Sports West will also feature the Grass Valley super slow-mo camera system to create opportunities for analysts to share perspective and expertise with an up-to-the-moment illustration. Additional technological enhancements include Statcast which provides high-speed, high-accuracy, automated tool developed to analyze player movements and Pitchcast which tracks the speed and trajectory of pitched baseballs.

In addition to the Los Angeles Angels game telecasts on Bally Sports West, “Angels Weekly” delivers unique stories, exclusive interviews and behind the scenes footage, providing fans with unmatched coverage of the Halos. The half-hour show airs every Friday on Bally Sports West throughout the season.

Together, Bally Sports West and Bally Sports SoCal present more live, local sports programming than any other network or broadcast system in Southern California, Nevada and Hawaii. For complete regional sports news, telecast schedules, original features and more, visit www.ballysportswest.com.



ALL-TIME ANGELS TELEVISION BROADCASTERS

- | | | |
|--|---|--|
| 1961 - Don Wells, Bob Kelley, Steve Bailey (KTLA) | 1991 - Ken Wilson, Ken Brett (KTLA) | 2009 - Steve Physioc, Rex Hudler, Rory Markas, Mark Gubicza (Fox Sports West and KCOP) |
| 1962 - Buddy Blattner, Don Wells, Steve Bailey (KTLA) | 1992 - Ken Wilson, Ken Brett (KTLA) | 2010 - Victor Rojas, Mark Gubicza (Fox Sports West and KCOP) |
| 1963 - Buddy Blattner, Don Wells (KTLA) | 1993 - Ken Wilson, Ken Brett (KTLA) | 2011 - Victor Rojas, Mark Gubicza (Fox Sports West and KCOP) |
| 1964 - Buddy Blattner, Don Wells (KTLA) | 1994 - Ken Wilson, Ken Brett (KTLA & Prime Ticket) | 2012 - Victor Rojas, Mark Gubicza (Fox Sports West and Prime Ticket) |
| 1965 - Buddy Blattner, Don Wells (KTLA) | 1995 - Ken Wilson, Ken Brett (KTLA & Prime Sports) | 2013 - Victor Rojas, Mark Gubicza (Fox Sports West) |
| 1966 - Buddy Blattner, Don Wells (KTLA) | 1996 - Steve Physioc, Jerry Reuss, Sparky Anderson (KCAL and Fox Sports West) | 2014 - Victor Rojas, Mark Gubicza (Fox Sports West) |
| 1967 - Buddy Blattner, Don Wells (KTLA) | 1997 - Steve Physioc, Jerry Reuss, Sparky Anderson (KCAL & Fox Sports West) | 2015 - Victor Rojas, Mark Gubicza (Fox Sports West) |
| 1968 - Buddy Blattner, Don Wells (KTLA) | 1998 - Steve Physioc, Jerry Reuss, Sparky Anderson (KCAL & Fox Sports West) | 2016 - Victor Rojas, Mark Gubicza (Fox Sports West) |
| 1969 - Dick Enberg, Don Wells (KTLA) | 1999 - Steve Physioc, Rex Hudler (KCAL & Fox Sports West) | 2017 - Victor Rojas, Mark Gubicza (Fox Sports West) |
| 1970 - Dick Enberg, Don Wells (KTLA) | 2000 - Steve Physioc, Rex Hudler (KCAL & Fox Sports West) | 2018 - Victor Rojas, Mark Gubicza (Fox Sports West) |
| 1971 - Dick Enberg, Don Wells (KTLA) | 2001 - Steve Physioc, Rex Hudler (KCAL & Fox Sports Net) | 2019 - Victor Rojas, Mark Gubicza (Fox Sports West) |
| 1972 - Dick Enberg, Don Wells (KTLA) | 2002 - Steve Physioc, Rex Hudler (KCAL & Fox Sports Net) | 2020 - Victor Rojas, Mark Gubicza (Fox Sports West) |
| 1973 - Dick Enberg, Don Drysdale (KTLA) | 2003 - Steve Physioc, Rex Hudler (KCAL & Fox Sports Net) | 2021 - Matt Vasgersian, Mark Gubicza, Daron Sutton, José Mota (Bally Sports West) |
| 1974 - Dick Enberg, Don Drysdale (KTLA) | 2004 - Steve Physioc, Rex Hudler (KCAL & Fox Sports Net) | |
| 1975 - Dick Enberg, Don Drysdale (KTLA) | 2005 - Steve Physioc, Rex Hudler (KCAL & Fox Sports Net) | |
| 1976 - Dick Enberg, Don Drysdale (KTLA) | 2006 - Steve Physioc, Rex Hudler, Jose Mota (Fox Sports Net) | |
| 1977 - Dick Enberg, Don Drysdale, Al Wisk (KTLA) | 2007 - Steve Physioc, Rex Hudler, Jose Mota, Mark Gubicza (Fox Sports Net and KCOP) | |
| 1978 - Dick Enberg, Don Drysdale, Al Wisk (KTLA) | 2008 - Steve Physioc, Rex Hudler, Rory Markas, Mark Gubicza (Fox Sports Net and KCOP) | |
| 1979 - Don Drysdale, Al Wisk, Ron Fairly (KTLA) | | |
| 1980 - Don Drysdale, Ron Fairly (KTLA) | | |
| 1981 - Don Drysdale, Ron Fairly (KTLA) | | |
| 1982 - Bob Starr, Ron Fairly (KTLA) | | |
| 1983 - Bob Starr, Ron Fairly (KTLA) | | |
| 1984 - Bob Starr, Ron Fairly, Allan L. Collin (KTLA) | | |
| 1985 - Bob Starr, Joe Torre, Dick Enberg (KTLA) | | |
| 1986 - Bob Starr, Joe Torre (KTLA) | | |
| 1987 - Bob Starr, Joe Torre (KTLA) | | |
| 1988 - Bob Starr, Joe Torre (KTLA) | | |
| 1989 - Bob Starr, Joe Torre (KTLA) | | |
| 1990 - Joe Torre, Reggie Jackson, Joe Garagiola, Paul Olden (KTLA) | | |

UNDER THE HALO

TV & RADIO



AM830 KLA A enters its 14th year as the English language radio flagship station of the Los Angeles Angels. The broadcast team of Terry Smith and Mark Langston returns for their ninth full season in the Angels radio booth. 2020 marks Smith's 20th season with the club and the tenth for Langston as a broadcaster. AM830 is owned by Angels owner Arte Moreno.



In addition to all Spring Training, regular season and postseason broadcasts, AM830 airs *Angels On Deck* (pregame programming starting 90 minutes prior to each game), the *Angels Pregame Show* (beginning 30 minutes prior to the game), and the *Angels Postgame Show* plus *Angel Talk* after every home game broadcast. AM830 is home to *The Sports LODGE with Roger Lodge, Greeny and Bart & Hahn* from ESPN Radio.

AM830 is also the Southern California home for the Anaheim Ducks, Las Vegas Raiders, UC Irvine Men's Basketball and many other live professional and college football, basketball and hockey games, plus breaking Angels news and many other interesting hours of local and network programming.

UNDER THE HALO

2021 CALIFORNIA RADIO AFFILIATES

CALL LETTERS	FREQUENCY	LOCATION
KLAA	830 AM	Los Angeles/Orange County
KSPN	710 AM	Los Angeles
KLOA	1240 AM	Ridgecrest
KXPS	1010 AM/102.7 FM	Palm Springs
KMET	1490 AM	Riverside-Banning
KTOX	1340 AM	Needles

ALL-TIME ANGELS RADIO BROADCASTERS- ENGLISH FLAGSHIP

1961 - Don Wells, Bob Kelley, Steve Bailey (KMPC)	1977 - Dick Enberg, Don Drysdale, Al Wisk (KMPC)	1997 - Bob Starr, Mario Impemba (KTZN)	2011 - Terry Smith, Jose Mota (AM 830 KLA A)
1962 - Don Wells, Steve Bailey, Buddy Blattner (KMPC)	1978 - Dick Enberg, Don Drysdale, Al Wisk (KMPC)	1998 - Mario Impemba, Brian Barnhart (KRLA)	2012 - Terry Smith, Jose Mota (AM 830 KLA A)
1963 - Don Wells, Buddy Blattner (KMPC)	1979 - Don Drysdale, Al Wisk (KMPC)	1999 - Mario Impemba, Brian Barnhart (KLAC)	2013 - Terry Smith, Mark Langston (AM 830 KLA A)
1964 - Don Wells, Buddy Blattner (KMPC)	1980 - Bob Starr, Steve Shannon (KMPC)	2000 - Mario Impemba, Daron Sutton (KLAC)	2014 - Terry Smith, Mark Langston (AM 830 KLA A)
1965 - Don Wells, Buddy Blattner (KMPC)	1981 - Bob Starr, Don Drysdale, Ron Fairly (KMPC)	2001 - Mario Impemba, Daron Sutton (KLAC)	2015 - Terry Smith, Mark Langston (AM 830 KLA A)
1966 - Don Wells, Buddy Blattner (KMPC)	1982 - Bob Starr, Ron Fairly (KMPC)	2002 - Rory Markas, Terry Smith (KLAC)	2016 - Terry Smith, Mark Langston (AM 830 KLA A)
1967 - Don Wells, Buddy Blattner (KMPC)	1983 - Bob Starr, Al Conin, Ron Fairly (KMPC)	2003 - Rory Markas, Terry Smith (ESPN Radio)	2017 - Terry Smith, Mark Langston (AM 830 KLA A)
1968 - Don Wells, Buddy Blattner (KMPC)	1984 - Bob Starr, Al Conin, Ron Fairly (KMPC)	2004 - Rory Markas, Terry Smith (ESPN Radio)	2018 - Terry Smith, Mark Langston (AM 830 KLA A)
1969 - Dick Enberg, Don Wells (KMPC)	1985 - Dick Enberg, Al Conin, Ron Fairly (KMPC)	2005 - Rory Markas, Terry Smith (ESPN Radio)	2019 - Terry Smith, Mark Langston (AM 830 KLA A)
1970 - Dick Enberg, Don Wells, Dave Niehaus (KMPC)	1986 - Al Conin, Ron Fairly (KMPC)	2006 - Rory Markas, Terry Smith (ESPN Radio)	2020 - Terry Smith, Mark Langston (AM 830 KLA A)
1971 - Dick Enberg, Don Wells, Dave Niehaus (KMPC)	1987 - Al Conin, Ron Brett (KMPC)	2007 - Rory Markas, Terry Smith (ESPN Radio)	2021 - Terry Smith, Mark Langston (AM 830 KLA A)
1972 - Dick Enberg, Don Wells, Dave Niehaus (KMPC)	1988 - Al Conin, Ken Brett (KMPC)	2008 - Rory Markas, Terry Smith, Steve Physioc, Rex Hudler (AM 830 KLA A)	
1973 - Dick Enberg, Don Drysdale, Dave Niehaus (KMPC)	1989 - Al Conin, Ken Brett (KMPC)	2009 - Rory Markas, Terry Smith, Steve Physioc, Rex Hudler (AM 830 KLA A)	
1974 - Dick Enberg, Don Drysdale, Dave Niehaus (KMPC)	1990 - Al Conin, Ken Brett (KMPC)	2010 - Terry Smith, Jose Mota (AM 830 KLA A)	
1975 - Dick Enberg, Don Drysdale, Dave Niehaus (KMPC)	1991 - Al Conin, Bob Jamison, Paul Olden (KMPC)		
1976 - Dick Enberg, Don Drysdale, Dave Niehaus (KMPC)	1992 - Al Conin, Bob Jamison, Paul Olden (KMPC)		
	1993 - Bob Starr, Billy Sample (KMPC)		
	1994 - Bob Starr, Billy Sample (KMPC)		
	1995 - Bob Starr, Mario Impemba (KMPC)		
	1996 - Bob Starr, Mario Impemba (KMPC)		



MATT VASGERSIAN

TELEVISION PLAY BY PLAY

Matt Vasgersian joins the Angels television broadcast team to call play-by-play in 2021. He is also in his fourth season as the play-by-play voice of ESPN's Sunday Night Baseball and calls an MLB Wild Card Game each year.

The veteran broadcaster has called various regular season and playoff baseball telecasts for Fox Sports, including the Saturday "Game of the Week from 2014-17.

He was the voice of the San Diego Padres for seven seasons, and prior to that held the same role with the Milwaukee Brewers for five seasons. He also called baseball and softball, among other events, for NBC Sports during the 2004 Summer Olympics, in addition to contributing to NBC's coverage of multiple Summer and Winter Olympics.

In addition to his play-by-play career, Vasgersian is widely known as the voice of the *MLB: The Show* video games since the games were originally introduced prior to the 2006 season.

Vasgersian also hosts MLB Network studio programming for shows such as *Hot Stove* and *MLB Tonight* and has worked for the Network since its inception in 2009.

In 2001, Vasgersian served as play-by-play lead for the NFL during its inaugural season. He also handled play-by-play for Fox Sports on their NFL and College Football BCS packages between 2005 and 2008, and previously worked for Fox Sports West from 2004-06 calling USC men's basketball games.

Vasgersian began his baseball broadcasting career with the Huntington Cubs in the Appalachian League in 1991, before moving up to the Adv.-A High Desert Mavericks and Triple-A Tucson Toros.

Born in Oakland and raised in Moraga, CA, Vasgersian is a graduate of the University of Southern California and was an actor in his childhood, appearing on several television shows and films. Vasgersian and his wife, Kimberly, reside in New Jersey with their three children.



MARK GUBICZA

TELEVISION COLOR ANALYST

Former Major League Baseball veteran Mark Gubicza is entering his 20th year with Bally Sports West (previously Fox Sports West). This season will mark his 15th year of providing color commentary for Angels broadcasts. Gubicza will also continue as an analyst for the Angels' pre- and post-game shows, "Angels Live", which he has

done for the past 16 seasons.

Gubicza previously co-hosted the *FS Baseball Report*, which aired nationally on Fox Sports, previewing future matchups and breaking down current standings in the league. In 2004, Gubicza provided analysis for Minnesota Twins games from Los Angeles. He made his first television appearance as an analyst for FSN in April 2000 on *Baseball Today* and the *National Sports Report*. He also hosted the *Southern California Baseball Report* on AM570 for three years.

In his professional baseball career, Gubicza spent 14 seasons in the Major Leagues. Drafted in 1981, he went on to spend 13 seasons with the Kansas City Royals, winning a World Championship in 1985 and 20 games in 1988. In both 1988 and 1989, he was named to the AL All-Star team. He finished his career with the Angels in 1997. To honor his many accomplishments on the field, he was named to the Kansas City Royals Hall of Fame as well as the Pennsylvania Hall of Fame in 2006. He was also named to the Missouri Sports Hall of Fame, class of 2010.

Gubicza and his wife, Lisa, live in Chatsworth, Calif. and have three children, Nicolette, Chad and Ashley.



UNDER THE HALO



DARON SUTTON

TELEVISION PLAY BY PLAY

Daron Sutton returns to the Angels organization in 2021 as a television play-by-play broadcaster. He previously called Angels games on the radio during the 2000-01 seasons alongside Mario Impemba.

He previously was the television voice of the Milwaukee Brewers from 2002-06 and the Arizona Diamondbacks from 2007-12. His Major League broadcast experience began with the Atlanta Braves from 1997-99 as a pregame/postgame host for Fox Sports South, where he worked alongside his father, Hall of Famer Don Sutton, who was the Braves television color commentator. While at Fox Sports South, he also called various SEC sports for the network.

In recent years, Sutton has called college football, basketball and baseball for Fox Sports 1 and Pac-12 Networks and handled play-by-play duties for Fox Sports national baseball broadcasts from 2006-14. Sutton was also the television play-by-play voice for the University of Wisconsin-Milwaukee men's basketball team from 2004-13

Sutton is also the founder, Vice President and Executive Producer - Content for PerfectGame.TV. The network broadcasts live games as well as weekly shows dedicated to amateur and collegiate baseball and softball. PerfectGame.TV content has aired on MLB Network, Fox Sports, CBS Sports and MLB.com in addition to ESPN and MLB Network Radio.

Sutton's career in the broadcast industry started at CNN as a video editor and on-air anchor for CNN Sports. His first professional baseball play-by-play role came with the Jacksonville Suns in the Double-A Southern League during the 1994 season.

A 1992 graduate of Auburn University at Montgomery, Sutton played one season of minor league baseball as a pitcher in the Angels system, where he appeared in 10 games in relief for the 1992 Boise Hawks in the Northwest League.

Active in the community, Sutton is a member of the Development Committee for the Southwest Autism Research and Resource Center and hosts their annual Perfect Game Swings for Autism Golf Tournament. He is also a board member of the Tempe Sports Authority and emcee of their annual Courage Awards. Sutton and his wife, Carol, reside in Scottsdale, AZ.



60TH ANNIVERSARY CELEBRATION


The Angels 60th Anniversary logo includes a diamond jewel at the base, signifying the Diamond Anniversary. The number "60" in club numbering is featured prominently beneath a red halo. The ribbon below represents the club's expansion in 1961 through the current 2021 Season. The "A" logo and use of the color red emphasize the current brand imagery.

The Diamond Anniversary will be recognized on-field with a 60th Anniversary patch affixed to the left side of Angels hats, baseballs featuring the special logo, and commemorative base jewels.



UNDER THE HALO

TV & RADIO



JOSÉ MOTA

TELEVISION ANALYST

José Mota enters his 20th season with the Angels broadcast team. This season he will serve in a new second analyst role, providing added analysis and commentary during games on a nightly basis, in addition to continuing his role as a TV pre/postgame analyst. He is the first Latin-born former player, to be a full-time broadcaster for a Major League team.

Mota also handled the in-game color analyst role for home Spanish television broadcasts during the 2013-17 seasons. From 2010-12 he worked as the English radio analyst, after serving as the play-by-play/analyst for Spanish radio broadcasts the previous eight seasons.

On Aug. 19-20, 2017, Mota handled play-by-play for the Angels radio broadcasts on AM830 and became the first MLB broadcaster to have called play-by-play on a team's English radio/TV broadcasts and Spanish radio/TV broadcasts, as well as working as a color analyst on both platforms. In 2018, Mota assisted Vladimir Guerrero as the translator during the introductory press conference and media appearances after Guerrero was announced as part of the 2018 Baseball Hall of Fame Class. Mota translated Guerrero's speech during the 2018 Hall of Fame Induction Ceremony in Cooperstown, becoming the first translator in the HOF ceremony's history.

He has served as a MLB Network analyst/correspondent; and handled sideline reporter/analyst work for ESPN during the inaugural World Baseball Classic in 2006 and on select Sunday Night Baseball telecasts. Additionally, he has been the color analyst and handled play-by-play duties for select national broadcasts for Saturday's Game of the Week on FOX.

Mota has broadcasted at multiple major events such as the 2006 ALCS (FOX), the 2007 MLB All-Star Game in San Francisco (FOX) and the 2007 MLB Playoffs (TBS). In 2008, he joined Yahoo Sports as a baseball analyst, contributing video features and website articles. He has worked as MLB International's color analyst for the worldwide broadcast of the World Baseball Classic on multiple occasions.

A bilingual talent, Mota joined the Angels in 2002 after working as a broadcaster for MLB Radio. During the 2001 season, Mota worked as a play-by-play announcer for DirecTV Latin America which provided MLB broadcast coverage to 26 Latin American countries. He has been the featured analyst for MLB Productions' *Sabor a Béisbol*, a Spanish-language feature show available to national and international audiences.

From 1997 until his current appointment, Mota served as a color analyst/play-by-play announcer for the FOX baseball "Game of the Week" in Spanish, including MLB playoffs and World Series, and for the "NFL Sunday" football broadcasts. His first-ever MLB broadcast assignment was for the Los Angeles Dodgers Spanish radio in 2001.

A former Major League baseball player with the San Diego Padres (1991) and Kansas City Royals (1995), Mota was originally drafted by the Chicago White Sox in 1985. He was a two-time Collegiate All-American second baseman at Cal State Fullerton and owns a bachelors degree in Communications from CSUF. He was the starting second baseman for the 1984 National Champion Titans and was an inductee to the Cal State Fullerton Department of Communications' Alumni Wall of Fame in 2017. In 1999, Mota made his film debut in Kevin Costner's Universal Studios release *For Love of the Game* in which he portrayed

Dominican shortstop "José Garcia." He is a member of the Screen Actors Guild.

On several occasions, Mota has been honored at the Southern California Sports Broadcasters Awards as the winner for best foreign language color commentary for his radio and TV work.

He has served as the first and only full-time bilingual baseball broadcaster, as for many seasons Mota addressed both the Spanish and the English-speaking baseball audiences. Mota was chosen by OC Metro Publications as one of the "Hottest 25" personalities in Orange County for 2007. The Mota family founded the non-profit Mota's Faces in 2011, which promotes the involvement of American youngsters in assisting impoverished school children and their families in the Dominican Republic.

A native of Santo Domingo, Dominican Republic, Mota is the son of Dodger legend Manny Mota. He and his family make their home in the San Gabriel Valley.





TERRY SMITH

RADIO PLAY BY PLAY

Terry Smith enters his 20th season on the Angels flagship radio station. The 2021 season marks his 12th season as the Angels lead play-by-play announcer. His 20 seasons in the booth make Smith the longest tenured broadcaster (radio or TV) in club history.

Smith joined the Angels in 2002 after serving as the radio voice of the New York Yankees Triple-A affiliate Columbus Clippers for 19 seasons. From 1983-97, Smith also served as Sports Director on WBNS AM in Columbus, Ohio and was simply known as “The Voice” serving as play-by-play announcer for the Ohio State University Football and Basketball Radio Network from 1986-97. Smith was recognized three times by the Ohio Associated Press for his sportscasts and WBNS AM was named the Outstanding Sports Operation in Ohio six times by the Associated Press.

Smith started his baseball broadcasting career in 1978, calling games for the Jacksonville Suns and later called games for the Memphis Chicks from 1981-82. At Memphis, Smith also worked as the Sports Director on WHBQ AM, anchoring sports on the morning and afternoon drive shows.

The Philadelphia native attended Temple University, where he played collegiate club hockey, as well as Jones College in Jacksonville, Fla. which has produced the likes of actors Joe Piscapo and Jay Thomas. In February 2002, Smith made his on-screen debut as a broadcaster in the baseball movie *A Little Inside*, which aired on HBO and Showtime. He assists in Angels Community Relations with appearances and has served as Honorary Chair of the Orange County Learning for Life’s Exploring program. Smith and his wife, Sonia, have one son Jordan and a daughter-in-law Natalia. The Smiths reside in Queen Creek, AZ.



MARK LANGSTON

RADIO COLOR ANALYST

Mark Langston enters his ninth full season on the Angels broadcast team after joining Terry Smith on the air as an analyst on a part-time basis during the 2012 regular season. During the 2019 season, Langston announced two games for the “MLB Game of the Week Live on YouTube” on July 29th (Angels vs Detroit) and September 10th (Angels vs Cleveland).

Langston pitched 16 seasons at the Major League level, including eight with the Angels. He was originally drafted by Seattle in the 1981 draft and pitched for the Mariners (1984-89) and Montreal Expos (1989) before joining the Angels prior to the 1990 season. On Apr. 11, 1990 Langston and

Mike Witt combined to pitch the eighth no-hitter in Angels history and the first combined no-hitter in club history. He pitched to an 88-74 record with a 3.97 ERA in his eight seasons with the Angels before finishing his career with the San Diego Padres (1998) and Cleveland Indians (1999). A four-time All-Star, Langston also won seven Gold Glove Awards, including five straight from 1991-95 with the Angels.

After retiring, Langston became the head baseball coach at Orange Lutheran High School where he guided the Lancers to a playoff berth in 2002. In Nov. 2018, Langston was inducted into the San Jose Sports Hall of Fame.

A native of San Diego, Langston resides in Laguna Beach with his wife, Michelle. The couple has two daughters, Katie and Gabrielle.





JOSÉ TOLENTINO

SPANISH RADIO BROADCASTER

José Tolentino will return as the Angels Spanish radio broadcaster in 2021 on KWKW. He has also worked as a television broadcaster for Fox Deportes, Fox Sports International, DirectTV and ESPN and has covered multiple World Series in addition to calling Caribbean Series and Little League World Series games.

Prior to announcing, Tolentino played 15 seasons professionally after being drafted by the Oakland Athletics in the seventh round of the 1983 First-Year Player Draft out of the University of Texas. He was a member of the Longhorns 1983 College World Series championship team and was a nominee for the Golden Spikes Award, which is presented annually to the college baseball player of the year. His Longhorns teammates that season included Roger Clemens, Calvin Schiraldi and Bruce Ruffin. Tolentino made his Major League debut with the Houston Astros on July 28, 1991.

A native of Mexico City, Tolentino had the honor of managing Team Mexico at the 2007 Pan-American Games in Rio de Janeiro, Brazil and at the 2008 Summer Olympics in Beijing, China. He also served as bench coach for Mexico's World Baseball Classic teams in 2006 and 2009.

In 1999, he founded the José Tolentino Professional School of Baseball which teaches young athletes baseball fundamentals as well as the mental and psychological aspects of the game. He was honored in 2000 with the Orange County United Way Hispanic Influential Sports and Entertainment Award.

Tolentino and his family reside in Mission Viejo, California.

KWKW ESPN Deportes (1330 AM) is in its 14th year as the Spanish-language play-by-play home of the Los Angeles Angels.

In 1941, at the beginning of World War II, the Federal Communications Commission awarded KWKW its license to broadcast and inform the Hispanic population of Los Angeles the news about the war. This took place from the basement of a hotel on Colorado Street in Pasadena. At a later date KWKW moved to 800 Sierra Madre Villa in Pasadena, where many of today's famous announcers began their careers in Spanish radio.

In 1962 Lotus Communications Corporation bought KWKW. Since that time Howard Kalmenson, owner and founder of Lotus Communications, has been able to acquire 24 radio stations which broadcast in English and Spanish as well as Lotus Hispanic Reps, a National Rep firm with offices across the country. All this was possible because of KWKW.

In January 1989, when KWKW switched from 1300 to 1330 on the AM dial, the broadcast coverage area more than doubled. KWKW is one of the leading Spanish language radio stations in the United States. An excellent signal, popular personalities, outstanding news, sports and in-depth public service and community involvement guarantee KWKW's long-term success in the dominant Mexican and Latino communities of Los Angeles.



UNDER THE HALO

THE NAME, LOGO AND COLORS



The Los Angeles Angels baseball team was created in 1960 as an expansion franchise, and played their first game in 1961. Named “Angels” for the English translation and nickname (“The City of Angels”) of the city, the club remained in Los Angeles from 1961-65, before moving to Anaheim in 1966. The organization officially became the California Angels in Sept. 1965 to coincide with a uniform change the following season, and has remained in Anaheim since the move in 1966. On Nov. 19, 1996, the California Angels were renamed the Anaheim Angels in a press conference held at Anaheim Stadium to also announce a uniform change. On Jan. 3, 2005, the team announced its official name to be the Los Angeles Angels of Anaheim. The inclusion of Los Angeles reflects the original expansion name and returns the Angels as Major League Baseball’s American League representative in the Greater Los Angeles territory. The team is now known as the Los Angeles Angels.

On Jan. 9, 2002, the Angels unveiled their new official team colors and logos featuring red as the dominant color for the first time in club history. The announcement represented the seventh uniform change in franchise history. The look to the Angels logo and uniforms captures the tradition of Angels baseball and a contemporary “back to basics” flare. The logo features the signature halo surrounding the ‘A,’ while the uniforms are reminiscent of decades past.

The Angels selected red, dark red, navy and silver as their colors. The red and navy that have been the team’s official colors since the inaugural season have been maintained. The official Angels logo consists of the block letter ‘A’ in red, including dark red shading along the outside of the left side, inside the right side and bottom of the cross of the ‘A.’ A silver halo circles the top of the ‘A,’ filled with navy. The same navy outlines the ‘A’ as well as the halo.

traditional look of jerseys past. The club wears red belts, red stirrups and red shoes. Helmets are similar in color and logo to the home and road cap. Large numerals in red



SPRING TRAINING CAP

outlined in blue and silver will appear on the back of all jerseys. A smaller number in red outlined in blue and silver appears below the script on the left side of all jerseys, except for the Spring Training jersey.

The Angels’ home uniforms include a red cap and bill, official club logo and red button. Jersey is button down, white in color, with red piping around neck and arms. Red ANGELS script appears on front, with silver halo circling top of the ‘A.’ Script is outlined in blue and silver. Pants are white with red piping down each leg.

The Angels’ road uniforms include a red cap and bill, official club logo and red button. Jersey is button down, gray in color, with red piping around neck and sleeves. Red ANGELS appears on front, with silver halo circling top of the ‘A.’ Script is outlined in blue and silver. Pants are gray with red piping down each leg.

The Angels’ alternate uniform used for home or road games includes a red cap and bill, official club logo and red button. Jersey is button down, red in color, with silver piping around neck and arms. Red ANGELS script will appear on front, with silver halo circling top of ‘A.’ Script is outlined in blue and silver.

The Spring Training tops include official club logo located on top left of front side of jersey and also on the right sleeve. The Spring Training cap is red with embroidered Angels logo filled with an alternate logo that is also found at the right side and a “2021 AZ” patch on back above official MLB logo.



HOME UNIFORM



ROAD UNIFORM



ALTERNATE UNIFORM



SPRING TRAINING UNIFORM





UNDER THE HALO COMMUNITY



ANGELS BASEBALL
FOUNDATION

The Angels are proud to support many local charitable organizations and community groups throughout Orange County and the Greater Los Angeles region. Through the combined efforts of the Angels and the Angels Baseball Foundation, the team has been able to impact many people in our community, specifically children, with life-changing opportunities for them to thrive. Among the Angels' notable beneficiaries are the Angels RBI Program, the Boys & Girls Clubs of Orange County, Anaheim Family YMCA, the AVID Program and Southern California Little Leagues.

The Angels have served more than 5,000 organizations, providing them with positive experiences and resources, as well as allowing children to experience the remarkable game of baseball during each regular season. For more information, please visit www.angels.com/community

ANGELS BASEBALL FOUNDATION:

The Angels Baseball Foundation was established in 2004 under Arte Moreno. Together with the Los Angeles Angels, the two organizations have contributed more than \$24 million in value toward local causes. Each year, the Angels Baseball Foundation rewards community organizations with grants to benefit the individual needs, and to support programs that impact our youths. The Foundation focuses on improving education, healthcare, arts and sciences, as well community related youth programs throughout the region.



Angels Baseball Foundation Gala

In 2019, the Angels hosted the third Angels Baseball Foundation Gala at Pelican Hill Golf Club in Newport Coast. The Gala included a casino night and provided the opportunity to be joined by a current Angels player or an alumni for dinner. Additionally, attendees had the opportunity to bid on a variety of items including memorabilia and experiences during a silent and live auction. All proceeds from the Gala benefited the Foundation.

Due to the pandemic, the Angels Baseball Foundation will not be hosting a gala during the 2021 season

Angels 5K & Fun Run presented by Lexus


The Foundation's 11th Annual 5K & Fun Run is scheduled during the summer this season. Last year, over 2,000 Angels fans participated in a virtual 5K during the pandemic. Participants earn a commemorative shirt and medal to honor the occasion while also receiving the opportunity to pick up goodies and resources at the Race Expo. The 2020 event raised over \$100,000 for the Angels Baseball Foundation. The eleventh annual event is scheduled to take place on Aug. 14, 2021 before the Angels host the Houston Astros.



UNDER THE HALO

Bank of America Challenger Classic

In years past, the Angels Baseball Foundation has teamed up with Bank of America to host the Bank of America Orange County Little League® Challenger Classic. At each of these events, more than 600 children, most of whom are living with physical and mental challenges, have received the chance to play baseball on the field at Angel Stadium with the help from Angels players, coaches and alumni. The 2019 classic included the “Friday Night Lights” for the first time, in which older Challenger players participated in an on-field clinic at the stadium. In addition, the 2019 event hosted the third annual Fall Festival Resource Fair to share potential resources with participants and their families.



Angels Canned Food Drive

During the holiday season, the Angels hosts a Canned Food Drive to benefit Second Harvest Food Bank of Orange County. Donors are given an opportunity to step up to the plate at Angel Stadium to take a swing for the fences, shag a ball in the outfield or test their pitching skills with a radar gun in the bullpens. Over 500 people participated in this event in 2019.

Angels Baseball Foundation Children’s Holiday Party



Each year the Angels Baseball Foundation aims to make the holiday season brighter for nearly 300 underprivileged kids by hosting a Holiday Party for non-profit organizations in the Southern California area. The 2019 event was held at Angel Stadium where kids were able to enjoy a winter wonderland with snow in the ballpark. In addition, the children participated in a Q&A session with current and former Angels players, created holiday crafts, and played games on the field. Magical Builders’ Jamma Jingles program joined the party for their ninth year, providing a new pair of pajamas to every child in attendance. At the end of the night, each child received a toy from Santa, a pair of pajamas, and warm holiday wishes from the Angels. During the pandemic in 2020, the Angels hosted a drive-through event to provide the children with pajamas, holiday crafts, promotional items, candy canes and warm wishes from Santa.

Adopt-A-School

In 2021, the Angels will select their 13th class of adopted elementary schools for the Adopt-A-School program. As a part of the Adopt-A-School program, each student receives an Angels draw-string backpack and each school will be given an allotment of tickets for an upcoming season with fan attendance to be used in their incentive programs. Each year Angels Baseball Foundation presents each elementary school with a \$2,000 grant to go toward the education program of their choice.



Angels AVID 8th Grade Standout Award

The Angels 8th Grade AVID Scholarship was created by the Angels Baseball Foundation in 2006. This award provides a onetime lump-sum college scholarship to academically talented AVID students in Orange County. A total of 61 scholars have received \$4000-\$10,000 upon graduation from high school, once their college/university enrollment has been verified.






UNDER THE HALO COMMUNITY

Angels Scholars

Over the last six years, the Angels Baseball Foundation has awarded four-year scholarships to 80 outstanding high school seniors from the Orange County and Los Angeles area. The Angels College Scholarship funds are applied to primary undergraduate expenses such as tuition, room & board, textbooks, and other necessities.

Scholars are selected based on academic achievements, financial need, community involvement, and the desire to achieve a higher education. Funding is awarded for a maximum of four years, with the expectation that a bachelor's degree will be obtained during this period. The Angels Baseball Foundation takes the time to assess the individual needs of each student once other scholarships and grants have been applied. The Foundation strives to build positive and supportive relationships with the scholars in order to help them develop skills that allow them to achieve their career and long-term goals.



Angels Youth Clinics, Benefiting the Angels RBI League

The Angels Baseball Foundation, the Boys & Girls Clubs of Orange County and Major League Baseball partner together to create the Angels Reviving Baseball in Inner Cities (RBI) League. This free youth program, offered to Orange County Boys & Girls Club members, provides an opportunity for 8-to-18-year-olds to play baseball or softball as they learn important life skills. The Angels RBI League concentrates on fundamentals and

teamwork, while stressing the importance of citizenship and academics off the field.

Participants are provided with catcher's gear, bats, balls and helmets. The RBI League athletes also have an opportunity to attend the Angels RBI Clinic, a special baseball and softball clinic in the outfield of Angel Stadium.

**In addition, the Angels annually host two Angels RBI Youth Camp that are open to the public in the outfield at Angel Stadium. These paid camps benefit the Angels RBI program and the goal is to teach not only the proper fundamentals of the game of baseball and softball, but also the enjoyment that participating in the game can provide.

Angels annually host a Baseball Day Camp in the outfield at Angel Stadium. The goal is to teach not only the proper fundamentals of the game of baseball and softball, but also the enjoyment that participating in the game can provide.

***Youth clinics and camps will be available based upon local COVID-19 guidelines due to the pandemic.

Back to School Clothing Drive

In August 2020, the Angels Baseball Foundation together with Project Homeless Education Renewing Opportunities (Project HERO) hosted a Back-to-School Clothing Drive in Anaheim. Over 300 families attended the event in which children received socks, underwear, a pair of pants, shirts and a pair of shoes as well as an Angels backpack and masks to get them ready for the upcoming school year.





Gold Ball Mystery Grab Bag

The “Gold Ball Mystery Grab Bag” is a unique event that benefits the Angels Baseball Foundation. Fans can purchase a mystery ball that is autographed by an Angels player. The Gold Ball winner can also win special ballpark experiences, such as attending a pre-game batting practice.

Making Wishes Come True

The Make-A-Wish Foundation and the Angels have joined forces to help grant the wishes of children with life-threatening medical conditions. Throughout the season, the Angels are pleased to have Wish Kids and their families as guests to enjoy an experience that uses baseball to provide an opportunity for these children and their families to remove themselves from the difficult journey they are facing.



Going to Bat Against Breast Cancer

The Angels annually join Major League Baseball and Susan G. Komen for the Cure on Mother’s Day to raise awareness and funding for the fight against breast cancer. Players, coaches and umpires throughout the league support the cause by wearing pink wristbands and pink ribbons on their uniforms. Many players also choose to play with special pink bats on Mother’s Day and the Angels celebrate a survivor on the field during the pre-game ceremony.

UNDER THE HALO



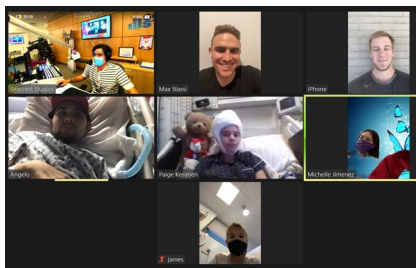
Father’s Day Home Run Challenge

The Angels and Major League Baseball are committed to the fight against prostate cancer. 2021 will mark the 22nd year of the Home Run Challenge to raise money for the cure of prostate cancer and will take place on Father’s Day weekend with events scheduled at stadiums across the nation.

Hospital Visits

Throughout the season, Angels players and their wives make visits to children’s hospitals in the community to lift the spirits of the patients and their families. The players and coaches make special appearances to distribute Angels items, sign autographs and spend time with the children and their families.

During the pandemic, the Angels have continued their commitment by organizing Zoom calls with the children’s hospitals to host Q&A sessions and play games with the patients.



Strike Force Visits

The Angels Strike Force is an interactive group that contributes to fan experience at Angels Baseball home games. In addition to their game day presence, members of the Angels Strike Force helps with Angels community efforts by making special appearances at various events. Some of these appearances include Angels RBI, Angels Baseball Foundation events, Read Across America, library visits, hospital visits and Adopt-A-School assemblies.

Furthermore, the Angels work together with numerous community partners including: The Leukemia & Lymphoma Society, Rally Readers, Readers in the Outfield, Read Across America, Pitch Hit and Run. The Angels Wives have also taken an active role in the community throughout the season by contributing their time and efforts toward numerous charitable organizations. Many of the players and wives organize their own events as well to benefit both the Angels Baseball Foundation and causes personal to them.



UNDER THE HALO COMMUNITY

GET INVOLVED WITH THE ANGELS AND THE ANGELS BASEBALL FOUNDATION:



Personalized Bricks

Imagine walking up to one of the most beautiful ballparks in the country with family, friends or co-workers. Now imagine looking down and seeing your name or message on a brick paved into the giant diamond at the Home Plate entrance. Fans can purchase a brick, inscribe their name or a message on it and become a permanent fixture of Angel Stadium. All proceeds from the bricks go directly to the Angels Baseball Foundation.

Visit angels.com/community for more information.

Scoreboard Messages

The Angels post birthday, anniversary, congratulations, welcome, and in remembrance of messages during games on the Angel Stadium scoreboards. With a donation per message, fans have the opportunity to share their messages with all those in attendance. All donations go to the Angels Baseball Foundation. Visit angels.com/scoreboard for more information.

Stadium Tours

The "Behind-The-Scenes" tour of Angel Stadium is both an enjoyable and educational experience. Attendees are invited to view areas that are normally restricted to the public. The complete tour includes a visit to the press box, visitor's clubhouse, bullpen, dugout and Angel Stadium's suites. Tours of the stadium are available year round and all donations support the Angels Baseball Foundation. Visit angels.com/tours for more information.

Angels Online Donations

The Angels are happy to help numerous charitable organizations in Southern California that are dedicated to making a difference in our community. To help support these organizations, the Angels regularly donate various autographed items to be used for fundraising auctions. Through the Community Ticket Program, the Angels also distribute thousands of free tickets to non-profits in our region. To request a donation from the Angels please visit angels.com/donations.

ANGELS BASEBALL FOUNDATION

The Angels Baseball Foundation, together with the Los Angeles Angels, are responsible for the distribution of over \$24 million since its inception in 2004. The Foundation is comprised of President Dennis Kuhl, Vice President Nicole Moreno, Arte & Carole Moreno, Bobby Grich, Mark Merhab and Secretary and Treasurer Molly Jolly.



MANAGER & COACHES





2021 LOS ANGELES ANGELS

JOE MADDON

#70

BORN: FEB. 8, 1954
BIRTHPLACE: WEST HAZLETON, PA
APPOINTED: OCT. 16, 2019

OPENING DAY AGE: 67
RESIDES: TAMPA, FL



MANAGER

HEIGHT: 5-11

WEIGHT: 190

BATS: R

THROWS: R

MANAGERIAL OVERVIEW

◆ 2021 marks 32nd season with the **Angels** and second since returning as manager prior to 2020...Named the 18th manager in franchise history Oct. 16, 2019, replacing Brad Ausmus...Owns a 1,278-1,102 (.537) managerial record with eight postseason berths, two pennants (2008 and 2016) and one World Series title (2016)...1,278 wins rank fourth by active managers trailing only Tony La Russa (2,728), Dusty Baker (1,892) and Terry Francona (1,702)...Named Manager of the Year on three different occasions, earning the honors with **Tampa Bay** in 2008 and 2011 and in 2015 with the **Cubs**...Is one of only three managers in Major League history to go to the postseason at least eight times and not play in the Majors: Joe McCarthy (nine times) and Jim Leyland (eight times)...Owns a 471-339 (.581) record with four postseason appearances (2015-18) with the Cubs, culminating in a World Series championship in 2016, the franchise's first title in 108 years...471 wins rank fifth all-time in Cubs franchise history...Became the first Cubs manager to lead the Club to four straight postseason appearances...Tabbed as the fourth manager in Tampa Bay Rays history after taking over for Lou Piniella prior to the 2006 season...During nine-year tutelage, the Rays (2006-14) went 754-705 (.517) and made four trips to the playoffs (2008, 2010, 2011, 2013)...His 754 wins are most in Rays history...Led the franchise to their first ever postseason appearance in 2008 and guided the Rays to a World Series appearance against the Philadelphia Phillies...Following the season, would receive the first of three Manager of the Year honors...Spent the first 30 years of his professional baseball career playing and working in various capacities of the Angels organization... After playing four minor league seasons (1976-79) for the Halos organization, would move into a scouting and coaching role for the Halos... From 1981-86, managed at three different levels of the Club's farm system and then transitioned to be the franchise's roving hitting instructor from 1987-93...In 1994, after starting the year as the Club's player development manager, was named the Angels' bullpen coach in May...Elevated to first base coach on manager Marcel Lachemann's staff in 1995...Served as bench coach for most of the final 10 years (1996-2005) of his Angels career, including six seasons (2000-05) under Mike Scioscia...Additionally, made two stints as interim manager for the Halos in 1996 and 1999, posting a 27-24 record (.529)

COACHING HISTORY

2020-	Angels Manager
2015-19	Chicago Cubs Manager
2006-14	Tampa Bay Rays Manager
1996-05	Angels Bench Coach*
1995	Angels Major League First Base Coach
1994	Angels Major League Bullpen Coach
1987-93	Angels Minor League Roving Hitting Instructor
1981-86	Angels Minor League Manager

* Interim Manager in 1996 & 1999

MANAGERIAL YEARLY SUMMARY

2020

- ◆ In first season back with the Angels, team posted a 24-36 (.433) record...Finished 10 games behind Oakland for the division title.
- ◆ Club remained in playoff contention until the final series of the season...Finished three games behind Houston for the final playoff berth

2019

- ◆ In final season with the Cubs, team posted a 84-78 (.519) record...Team finished in third place in the A.L. Central (-7).
- ◆ Logged 1,200th win as a manager June 3rd vs. the Angels...Was the 44th manager ever to reach the 1,200-win mark.

2018

- ◆ In fourth season with Chicago, Club finished the season with a 95-68 (.583) record, finishing just one game back of Milwaukee for the division title...Marked fourth straight 90-win season and ninth time in managerial career...Won the top Wild Card spot for the N.L...Marked fourth consecutive trip to the postseason for the Cubs...Team would fall 2-1 in the N.L. Wild Card game at Wrigley Field vs. the Rockies.

2017

- ◆ Compiled a 92-70 (.568) record in third season as manager of the Cubs, capturing the division title for the second consecutive season (+6.0)...Defeated the Washington Nationals in the NLDS in five games to advance to the NLCS...Fell to the Dodgers 4-1 to miss their second consecutive trip to the World Series.
- ◆ Recorded 1000th managerial victory May 16th.

MADDON

2021 LOS ANGELES ANGELS



2016

- ◆ Went 103-58 (.640) en route to capturing Chicago's first championship in 108 years...Snapped the longest championship drought in North American sports history...103 regular season wins in 2016 were the franchise's most since 1910 when the club went 104-50.
- ◆ Captured the first division title since 2008...Defeated San Francisco in the NLDS 3-1...Eliminated the Dodgers four games to two in the NLCS...Marked organization's first N.L. pennant since 1945...Defeated the Cleveland Indians in World Series...Won dramatic Game 7 at Progressive Field.

2015

- ◆ In 2015, guided the Cubs to 97 regular season wins and a trip to the NLCS...The 97 victories set the franchise mark for most wins in a manager's first year with Chicago, surpassing Jim Frey's 96 wins in 1984...Named the N.L. Manager of the Year.
- ◆ Club advanced to the N.L. Wild Card Game and defeated the Pittsburgh Pirates...Took the NLDS in four games (3-1) over the St. Louis Cardinals...Lost to the Mets if four games of the NLCS...Marked first trip to the NLCS for the Cubs in 12 years.

2014

- ◆ During final season at the helm of Tampa Bay, team posted a 77-85 record (.475), good for fourth place in the A.L. East (-19)...Club missed the postseason for just the third time in previous seven seasons.

2013

- ◆ Tallied fourth straight 90 win season and fifth overall during his eighth season with the Rays...Club finished second in the A.L. East (-5.5)... Rays advanced to the postseason for the third time in previous four years...Club defeated the Cleveland Indians in the Wild Card Game... Fell to division rival Boston 3-1 in the ALDS.

2012

- ◆ Guided the Rays to a 90-72 (.556) record, his second consecutive and third ever 90-win campaign...Club finished in third place in the division (-5) and three games back of the Orioles and Rangers for the Wild Card Game.

2011

- ◆ Rays posted a 91-71 (.562) record, good for a second place finish in the division (-6)...Honored with second career A.L. Manager of the Year award...Captured the A.L. Wild Card and Club advanced to the postseason for the second straight season...Tampa Bay would fall to the Rangers in the four games (3-1) of the ALDS.
- ◆ Notched 500th career win Aug. 21 vs. Seattle.

2010

- ◆ In fifth season managing the Rays, team posted 96-66 (.593) record and captured their second A.L. East title (+1) and second in previous three years...Rays would fall to the Rangers in the ALDS 3-2.

2009

- ◆ Saw Rays finish the season with a 84-78 (.519) record, finishing above .500 for the second straight year...Club finished third in the division (-19).

2008

- ◆ Guided the Rays to a franchise record 97 wins (.599), captured the organization's first A.L. East title (+2) and eventually advance to the World Series...Tabbed as the A.L. Manager of the Year...Defeated the White Sox (3-1) in the ALDS...Defeated Boston in seven games of the ALCS...Club was defeated by the Philadelphia Phillies in the World Series (4-1).

2007

- ◆ In second season at the helm of Tampa, Club finished with a 66-96 (.407) record and a fifth place finish in the A.L. East (-30).

2006

- ◆ Left the Angels organization to become the fourth manager in Rays history, taking over for Lou Pinella...Club would finish the season with a 61-101 (.377), 36 games back of the New York Yankees.

PLAYING CAREER

- ◆ Signed with the Angels as a minor league free agent catcher in 1975...Hit .267 (137/514) with 27 doubles, two triples, five home runs and 69 RBI across four minor league seasons...Played the 1976 season with Single-A Quad Cities, 1977 and 1978 in Single-A Salinas and the 1979 season with Single-A Santa Clara before shifting to a coaching role.

PERSONAL/MISC

- ◆ Joseph John Maddon...On Twitter: @MaddHalos...Married Jaye, Nov. 8, 2008...Has two children, Sarah and Joey.
- ◆ Is an avid cyclist...Bikes anywhere from 60 to 100 miles per week.
- ◆ Favorite sports team is the Arizona Cardinals.
- ◆ Created Thanksmas in 2006...The annual program has turned into a week-long event in which he and numerous volunteers serve meals and provide gifts to needy citizens throughout the Orange County and Tampa Bay areas.
- ◆ On May 12, 2009 was honored at the Pennsylvania State House of Representatives after they unanimously voted in favor of H.R. 303 highlighting Maddon's accomplishments on the baseball diamond and his continued ties to his hometown of Hazleton, Pa...Hazleton (population: 25,000) is located approximately 80 miles north of Philadelphia.
- ◆ In December 2011, introduced his Hazleton Integration Project (HIP), created to help develop and maintain an atmosphere that will serve to unify the varied cultures of his Hazleton, PA hometown.
- ◆ In November 2012, received the Ted Williams Award from the Pediatric Cancer Foundation for making a difference in the community...The Tampa Bay Sports Commission in June of 2012 named him the Tampa Bay Area Philanthropic Player/Coach of the Year.
- ◆ In June 2013, HIP opened its Hazleton Community One Center...Since its opening, more than 1,000 people (mostly children) from the Hazleton area signed up for a variety of classes and activities...The center features over 30 programs as diverse as basketball camps, archery lessons, arts and crafts, guitar instruction and family yoga ...Has worked closely with the Board of Directors of HIP to ensure the Center will be able to serve the needs of the economically disadvantaged.
- ◆ Received his honorary degree from Lafayette College (Easton, Pa.), September 2, 2010...Inducted into Lafayette's Hall of Fame in 2009...Played three years of varsity baseball and one season of freshman football...Initially recruited by Lafayette as a shortstop and pitcher but switched to catcher midway through his freshman season when he volunteered despite having never caught before.
- ◆ Family home growing up was above his father, Joe Sr.'s plumbing shop...Joe Sr. passed away in 2002, six months before the Angels won the World Series...Mother, Beanie, was a long-time waitress at the Third Base Dugout restaurant in Hazleton, PA.





2021 LOS ANGELES ANGELS

MADDON'S MANAGERIAL RECORD

Year	Club	League	Won	Lost	Pct.	Position
1981	Idaho Falls-R	Pioneer	27	43	.386	3rd (South Division)
1982	Salem-A	Northwest	34	36	.486	*1st (North Division)
1983	Salem-A	Northwest	31	39	.443	4th (North Division)
1984	Peoria-A	Midwest	66	73	.475	2nd (South Division)
1985	Midland-AA	Texas	59	77	.434	8th (West Division)
1986	Midland-AA	Texas	62	71	.466	6th (West Division)
1996	Angels	American	8	14	.364	Interim
1999	Angels	American	19	10	.655	Interim
2006	Tampa Bay	American	61	101	.377	5th (East Division)
2007	Tampa Bay	American	66	96	.407	5th (East Division)
2008	Tampa Bay	American	97	65	.599	*1st (East Division)
2009	Tampa Bay	American	84	78	.519	3rd (East Division)
2010	Tampa Bay	American	96	66	.593	*1st (East Division)
2011	Tampa Bay	American	91	71	.562	*2nd (East Division)
2012	Tampa Bay	American	90	72	.556	3rd (East Division)
2013	Tampa Bay	American	92	71	.564	*2nd (East Division)
2014	Tampa Bay	American	77	85	.475	4th (East Division)
2015	Chicago (N.L.)	National	97	65	.599	*3rd (Central Division)
2016	Chicago (N.L.)	National	103	58	.640	*1st (Central Division)
2017	Chicago (N.L.)	National	92	70	.568	*1st (Central Division)
2018	Chicago (N.L.)	National	95	68	.583	*2nd (Central Division)
2019	Chicago (N.L.)	National	84	78	.519	3rd (Central Division)
2020	Angels	American	26	34	.433	3rd (West Division)
MAJOR LEAGUE TOTALS (16 seasons)			1,278	1,102	.517	

*Indicates made playoffs

MADDON'S MANAGERIAL RECORD IN PLAYOFFS

Year	Club	Series	Won	Lost	Pct.
1982	—	IF vs. MED	2	0	1.000
2008	—	TB vs. CWS	3	1	.750
		TB vs. BOS	4	3	.571
		TB vs. PHI	1	4	.200
2010	—	TB vs. TEX	2	3	.400
2011	—	TB vs. TEX	1	3	.250
2013	—	TB vs. CLE	1	0	1.000
		TB vs. BOS	1	3	.250
2015	—	CHC vs. PIT	1	0	1.000
		CHC vs. STL	3	1	.750
		CHC vs. NYM	0	4	.000
2016	—	CHC vs. SF	3	1	.750
		CHC vs. LAD	4	2	.667
		CHC vs. CLE	4	3	.571
2017	—	CHC vs. WAS	3	2	.600
		CHC vs. LAD	1	4	.200
2018	—	CHC vs. COL	0	1	.000
Playoff Totals			34	35	.493

ANGELS MANAGERIAL RECORDS

Years	Manager	W	L	PCT	Years	Manager	W	L	PCT
1961-69	Rigney, Bill	625	707	.469	1989-91	Rader, Doug	232	216	.518
1969-71	Phillips, Lefty	222	225	.497	1991-94	Rodgers, Buck	140	173	.447
1972	Rice, Del	75	80	.484	1992	Wathan, John#	39	50	.438
1973-74	Winkles, Bob	109	127	.462	1992	Lachemann, Marcel#	3	1	.750
1974	Herzog, Whitey#	2	2	.500	1994	Knoop, Bobby#	1	1	.500
1974-76	Williams, Dick	147	194	.431	1994-96	Lachemann, Marcel	160	170	.485
1976-77	Sherry, Norm	76	71	.517	1996	McNamara, John#	10	18	.357
1977-78	Garcia, Dave	60	67	.472	1996	Maddon, Joe#	8	14	.364
1978-81	Fregosi, Jim	237	248	.489	1997-99	Terry Collins	214	235	.477
1981-82	Mauch, Gene	122	103	.542	1999	Maddon, Joe#	19	10	.655
1983-84	McNamara, John	151	173	.466	2000-18	Scioscia, Mike	1650	1428	.536
1985-87	Mauch, Gene	257	229	.529	2019	Ausmus, Brad	72	90	.444
1988	Rojas, Cookie	75	79	.487	2020-	Maddon, Joe	26	34	.433
1988	Stubing, Moose#	0	8	.000					

- Interim Manager

2021 LOS ANGELES ANGELS



#93

JASON BROWN

BORN: MAY 22, 1974

OPENING DAY AGE: 46

BIRTHPLACE: LONG BEACH, CA

RESIDES: PALOS VERDES, CA

APPOINTED: NOV. 6, 2019



BULLPEN CATCHER

HEIGHT: 6-2

WEIGHT: 205

BATS: R

THROWS: R

COACHING HIGHLIGHTS

- ◆ **2021** marks Southern California native's second season with **Angels** as a bullpen catcher...Prior to joining Halos, spent prior two seasons (**2018-19**) as **Yankees** catching coach...In **2017**, was New York's Major League Coaching Assistant and Bullpen Catcher...Made professional coaching debut as Bullpen and Catching Coach for Triple-A **Scranton/Wilkes-Barre** in **2015** and **2016**...Was an assistant coach for Orleans Firebirds of the Cape Cod League from **2009-14**...Returned to alma mater, USC, in **2012** as an assistant coach...Spent three seasons (**2009-11**) as a varsity assistant coach at Palos Verdes High School (40 miles from Angel Stadium).

PLAYING CAREER & MISC

- ◆ Signed by Dodgers as a non-drafted free agent in May 1997 and went on to play 12 minor league seasons (1997-08)...Saw action in Dodgers, Devil Rays, Marlins, Pirates, Expos and Yankees systems, reaching as high as Triple-A...Spent majority of playing time at catcher...Attended University of Southern California...Posted a career .311 average with the Trojans with 14 home runs and 77 RBI...Earned All-Pac 10 honorable mention as a senior in 1997...Was member of 1995 Trojans team that made its first trip to College World Series since 1978.

MINOR LEAGUE PLAYING RECORD

Years	AVG	G	AB	R	H	2B	3B	HR	RBI	BB	SO	SB
12	.239	609	1899	200	454	105	6	44	240	152	509	2

BROWN



STARTING POINT

Notable Angels Starting Rotations (min. 100 G)...

CATEGORY	TOTAL	YEAR
Lowest ERA	2.85	1964
Most Strikeouts	855	1973
Fewest Hits	662	1981
Lowest BAA	.217	1972
Opponent OPS	.614	1972
WHIP	1.20	1968
Innings Pitched	1,170	1973
K/BB	2.73	2018
K/9	8.75	2018



2021 LOS ANGELES ANGELS

BRIAN BUTTERFIELD

#55

BORN: MARCH 9, 1958
BIRTHPLACE: BANGOR, ME
APPOINTED: NOV. 6, 2019

OPENING DAY AGE: 63
RESIDES: ORONO, ME



THIRD BASE/INFIELD COACH

HEIGHT: 6-0

WEIGHT: 175

BATS: R

THROWS: R

COACHING HIGHLIGHTS

◆ Seasoned Major League coaching veteran enters 41st season in professional baseball in **2021**...Joined **Angels** staff in **2020**...Also serves as the Halos' Infield Coach...For a complete coaching year-by-year, see chart to the right... In 2020, saw Griffin Canning capture the A.L. Rawlings Gold Glove Award, the first won by an Angels pitcher since Mark Langston in 1995...During **2018** and **2019** seasons was third base coach for **Cubs**...From **2013-17** served as **Red Sox** third base coach, infield instructor and baserunner instructor, including Boston's 2013 World Series championship...Was third base coach for 2014 A.L. All-Star team...Member of John Farrell's coaching staff for MLB All-Star Series in Japan in November 2014...Assisted Hanley Ramirez's transition to playing first base in 2016... Ramirez would go on to commit only four errors in 1,043 chances that season...Under tutelage, Dustin Pedroia won two Gold Glove Awards (2013 & 2014) and Xander Bogaerts was named a finalist for the honor in 2014... In **2001**, led **Tampa Yankees** to a league title...Named Gulf Coast League Manager of the Year in **1988** after leading his Club to the league championship.

COACHING HISTORY

2020-	Angels Third Base Coach
2018-19	Cubs Third Base Coach
2013-17	Red Sox Third Base Coach
2010-12	Blue Jays Third Base Coach
2008-09	Blue Jays Bench Base Coach
2002-07	Blue Jays Third Base Coach
2001-02	Yankees Minor League Manager
1998-00	Diamondbacks Third Base Coach
1996-97	Diamondbacks Minor League Roving Infield Instructor, manager and scout
1994-95	Yankees First Base Coach
1992	Yankees Minor League Manager
1993	Yankees Minor League Coach
1991	Yankees Minor League Roving Infield Instructor
1988-90	Yankees Minor League Manager
1985-87	Yankees Minor League Coach
1984	Yankees Minor League Roving Infield Instructor

PLAYING CAREER & MISC

◆ Signed with Yankees as a free agent in 1979...Went on to appear in 397 minor league games across five seasons (1979-83) in Yankees and Padres organizations...Played primarily as a second baseman...Tabbed as 1981 High-A Fort Lauderdale Team MVP in 1981...Attended University of Maine as a freshman in 1976 and played both baseball and basketball...Transferred to Valencia Community College and was named Florida Junior College Player of the Year in 1977...Moved to Florida Southern College for two years and was member of 1978 National Championship team...Completed bachelor's degree in physical education in 1980, the year after his first pro season...Worked as assistant coach at Eckerd College in Florida from 1980-81...Inducted into Maine Baseball Hall of Fame Aug. 3, 2014...Son of the late Jack Butterfield...Jack at one time served as Vice President of Player Development and Scouting for Yankees...Married to Jan and has two children, Jon & Chris.

BUTTERFIELD'S MANAGERIAL RECORD

Year	Club	League	Won	Lost	Pct.	Finish
1988	GCL Yankees	Gulf Coast	45	18	.714	1st#
1989	Oneonta	New York-Penn	48	27	.640	2nd
1990	Greensboro	South Atlantic	59	85	.410	6th
1992	Fort Lauderdale	Florida State	59	76	.437	3rd
1997	AZL Diamondbacks	Arizona	27	29	.482	4th
2001	Tampa	Florida State	77	62	.554	1st#
2002	Columbus	International	12	25	.324	--^
MINOR LEAGUE TOTALS (7 seasons)			327	322	.504	

Won League Title

^ Joined Toronto's Major League staff in May

BUTTERFIELD



2021 LOS ANGELES ANGELS



#84

DOM CHITI

BORN: DEC. 10, 1958
BIRTHPLACE: INDEPENDENCE, MO
APPOINTED: FEB. 17, 2021

OPENING DAY AGE: 62
RESIDES: AUBURNDALE, FL



INTERIM BULLPEN COACH

HEIGHT: 6-0

WEIGHT: 190

BATS: L

THROWS: L

COACHING HIGHLIGHTS

◆ Joins enters his first season with **Angels** in **2021**...He was named Interim Bullpen Coach prior to the start of Spring Training after initially joining organization as a Special Assistant to the General Manager...Chiti has been involved in professional baseball since 1976 as a player, coach, scout and baseball operations official...Prior to joining the Angels, he completed his third stint with **Braves** organization where he most recently served as Special Assistant, Scouting for **2020** season after working as Atlanta's Director of Pitching (**2016-17**) and Director of Player Development (**2017-19**)... He served as **Orioles** Bullpen Coach from **2014-16**...In his second stint with **Braves**, he was a Special Assistant to General Manager Frank Wren from **2009-13**...During a seven-year stretch with **Rangers**, he was Bullpen Coach (**2006-08**), Director of Player Development (**2004-05**), Major League Advance Scout (**2004**), and a Special Assistant (**2002-03**)...His first stint with **Braves** was as a Major League Advance Scout (**1996-2001**)...He also spent seven seasons with **Indians** organization; he was pitching coach for Triple-A Buffalo in **1995**, Major League Advance Scout in **1994**, Bullpen Coach from **1992-93** and was a minor league roving instructor from **1989-91**...Chiti began his coaching career in **Orioles** organization as a minor league pitching coach (**1982-88**).

PLAYING CAREER & MISC

◆ Played six minor league seasons in **Braves** (1976-80) and **Orioles** (1981) organizations after being selected by Atlanta in second round of 1976 Draft...Attended Raleigh-Egypt HS (Memphis, TN) and New River Community College (Dublin, VA) where he majored in accounting...Is the son of Harry Chiti, who played 10 Major League seasons as a catcher with Chicago Cubs (1950-52, '55-56), Kansas City Athletics (1958-60), Detroit Tigers (1960-61) and New York Mets (1962)...Dom and his wife, Jennifer, have two children, Morgan and John, and three stepchildren, Kira, Kassie and Krista.

MINOR LEAGUE PITCHING RECORD

Years	W-L	ERA	G	GS	CG	SHO	SV	IP	H	R	ER	BB	SO
6	30-42	4.13	115	87	20	2	4	567.0	583	326	260	249	240



CHITI





2021 LOS ANGELES ANGELS



MANNY DEL CAMPO

#92

BORN: MAY 11, 1983

OPENING DAY AGE: 37

BIRTHPLACE: RIITO, MEXICO

RESIDES: SAN LUIS, MEXICO

APPOINTED: FEB. 1, 2019

BULLPEN CATCHER

HEIGHT: 5-11

WEIGHT: 170

BATS: R

THROWS: R

COACHING HIGHLIGHTS

- ◆ **2021** marks sixth season in **Angels** organization and third with Major League staff as a bullpen catcher..From **2017-18**, was hitting coach for **Orem** in the Pioneer League and also served as a defensive coach during **2016** season...In **2015**, was a catching instructor for Águilas de Mexicali in Mexican League...Has also assisted coaching staff for Mexico's World Baseball Classic team.

PLAYING CAREER & MISC

- ◆ Played two seasons as a catcher in Diamondbacks organization (2004-05) after signing as a free agent in 2003...Also played professionally in Mexico from 2007-12...Attended Cibola HS in Yuma, AZ and St. Petersburg Junior College in Florida.

MINOR LEAGUE PLAYING RECORD

Years	AVG	G	AB	R	H	2B	3B	HR	RBI	BB	SO	SB
2	.180	54	150	13	27	8	0	2	13	9	35	0

MEXICAN LEAGUE PLAYING RECORD

Years	AVG	G	AB	R	H	2B	3B	HR	RBI	BB	SO	SB
5	.246	144	313	19	77	9	2	4	36	22	60	2



DEL CAMPO

2021 LOS ANGELES ANGELS



#86



MIKE GALLEGO

BORN: OCT. 31, 1960
BIRTHPLACE: WHITTIER, CA
APPOINTED: DEC. 3, 2018

OPENING DAY AGE: 60
RESIDES: SCOTTSDALE, AZ

BENCH COACH

HEIGHT: 5-8

WEIGHT: 185

BATS: R

THROWS: R

COACHING HIGHLIGHTS

- ◆ **2021** represents sixth season with **Angels** organization and second (**2020-21**) as Bench Coach (replacing Josh Paul)...Served as the Club's third base and infield coach in **2019**...From **2016-18** was the Angels Director, Baseball Development...In **2009-15**, served as **Athletics** third base coach, which included three trips to the postseason (2012, 2013 & 2014)...Joined the A's following nine seasons (**2000-08**) working in the **Rockies** organization... From **2005-08**, served on the Rockies' Major League staff as third base and infield coach...Under his tutelage, Colorado set a Major League record for fielding percentage with a mark of .989 in 2007...Troy Tulowitzki led Major League shortstops with a .987 fielding percentage that year and Todd Helton topped all N.L. first basemen with a .999 fielding percentage...Spent majority of **2000-04** seasons as Colorado's roving infield coordinator... Joined Major League coaching briefly in **2002** before returning to minor league coaching ranks for the '03 and '04 seasons...Began coaching career as **Red Sox** minor league infield instructor in **1999**.



GALLEGO

PLAYING CAREER & MISC

- ◆ Played 13 Major League seasons with A's (1985-91, '95), Yankees (1992-94) and Cardinals (1996-97), compiling a .239 (700/2931) average with 111 doubles, 12 triples, 42 home runs and 282 RBI...Fashioned a .986 career fielding percentage at second base over 2,642 total chances...Played in four career postseasons, including trips to three straight World Series with Oakland (1988-90)...Was a member of 1989 World Series Champion A's... Returned to postseason with Cardinals in 1996...Originally drafted by Oakland in second round of 1981 First-Year Player Draft...Played collegiately at University of California, Los Angeles (UCLA) for three years before after prepping at St. Paul High School (Santa Fe Springs, CA - 17 miles from Angel Stadium).
- ◆ He and wife, Caryn, have twin sons, Joe and Nicholas "Niko" and a daughter, Ali, and reside in Scottsdale, AZ... Son, Niko, also played college baseball at UCLA and played in 2010 College World Series Finals against South Carolina...Niko was selected by Diamondbacks in 27th round of 2010 First-Year Player Draft and went on to play five seasons of professional baseball...Uncle of Dodgers catcher Austin Barnes...Full name is Michael Anthony Gallego...Married to Caryn and has three children, Niko, Joe and Ali.

GALLEGO'S LIFETIME PLAYING RECORD

Years	AVG	G	AB	R	H	2B	3B	HR	RBI	BB	SO	SB
13	.239	1111	2931	374	700	111	12	42	282	326	465	24

DIVISION SERIES PLAYING RECORD

Years	AVG	G	AB	R	H	2B	3B	HR	RBI	BB	SO	SB
1	.000	2	1	0	0	0	0	0	0	0	1	0

LEAGUE CHAMPIONSHIP SERIES PLAYING RECORD

Years	AVG	G	AB	R	H	2B	3B	HR	RBI	BB	SO	SB
3	.213	19	47	6	10	2	0	0	3	2	9	0

WORLD SERIES PLAYING RECORD

Years	AVG	G	AB	R	H	2B	3B	HR	RBI	BB	SO	SB
3	.083	7	12	0	1	0	0	0	0	1	3	1



2021 LOS ANGELES ANGELS



RYAN GARKO

#85

BORN: JAN. 2, 1981
BIRTHPLACE: PITTSBURGH, PA
APPOINTED: NOV. 6, 2019

OPENING DAY AGE: 40
RESIDES: SACRAMENTO, CA

COACHING ASSISTANT & INSTANT REPLAY COORDINATOR

HEIGHT: 6-2

WEIGHT: 220

BATS: R

THROWS: R

COACHING HIGHLIGHTS

- ◆ **2021** is Garko's second season as the **Angels** Coaching Assistant/Instant Replay Coordinator, following appointment on Nov. 6, 2019 (replacing Matt Martin)...Joined the organization following two seasons (**2018-19**) as head coach at University of the Pacific...Amassed a 45-55 (.450) record during time at UOP...Saw six of his players sign professional contracts during time as head coach...Managed Double-A **Tulsa** (LAD organization) for parts of the **2016** and **2017** seasons...Returned to his alma mater, Stanford University, in August of **2013** as an assistant coach prior to managing the Drillers.

PLAYING CAREER & MISC

- ◆ A former third-round pick by Indians in 2003, went on to play six years (2005-10) in Majors with Indians, Giants and Rangers...Made big league debut with Cleveland Sept. 18, 2005 against the Royals...Enjoyed finest season of career in 2007, batting .289 (140/484) with 21 home runs and 61 RBI to accompany an .842 OPS in 138 games for Indians...Appeared in nine games during 2007 postseason...Hit .364 (4/11) with a home run and three RBI in Indians' defeat of Yankees during ALDS...Went 7-for-24 (.292) in six games of ALCS vs. Boston...Cleveland would fall in Game 7 in Boston...Also saw action in Korean Baseball Organization during 2011 campaign where he would help the Samsung Lions win the KBO Championship...Returned to the States and played 2012 season with the Independent League Long Island Ducks before signing with Tampa Bay...After completing 2012 campaign with Double-A Montgomery, was invited to Spring Training in 2013 by Rockies...Following the spring, turned his attention to the coaching ranks...Prepped at Servite High School (less than 10 miles from Angel Stadium) before attending Stanford University...During his time playing for the Cardinal, was named 2003 Co-Pac 10 Player of the Year, 2003 Biff Hoffman Award honoree and the 2003 Johnny Bench Award, given to the top catcher in the college ranks...Married Christie (Dec. 2009) and has two children, Olivia and James.

MAJOR LEAGUE PLAYING RECORD

Years	AVG	G	AB	R	H	2B	3B	HR	RBI	BB	SO	SB
6	.275	463	1552	190	427	75	3	55	250	125	272	0

GARKO'S MANAGERIAL RECORD

Year	Club	League	Won	Lost	Pct.	Finish
2016	Tulsa	Texas	68	71	.489	4th
2017	Tulsa	Texas	50	50	.500	---^
MINOR LEAGUE TOTALS (4 seasons)			118	121	.494	

^ Resigned to take head coach position at UOP

GARKO

2021 LOS ANGELES ANGELS



#99



BRUCE HINES

BORN: NOV. 7, 1957
BIRTHPLACE: POMONA, CA
APPOINTED: JAN. 11, 2021

OPENING DAY AGE: 63
RESIDES: MESA, AZ

FIRST BASE/OUTFIELD COACH

HEIGHT: 5-10

WEIGHT: 175

BATS: S

THROWS: L

COACHING HIGHLIGHTS

◆ Known as "Jeter," Hines returns to **Angels** in **2021** for third stint with the organization (was previously with Angels from 1984-91 and 1994-2008)...Enters his 24th season overall with Angels and second as First Base Coach (was also Halos First Base Coach in 1991)...Prior to his return, he served as **Rangers** Minor League Field Coordinator in **2015** and worked in same role for Dodgers from **2010-14**...In **2009**, was **Mariners** Third Base Coach...Served in a number of roles during last stint with **Angels** (1994-2008)... Spent six years (**2002-08**) as Minor League Field Coordinator; also oversaw minor league outfield, baserunning and bunting instruction from 2006-08 after serving as infield instructor for four seasons (2002-05)...Spent **2001** as Roving Outfield Instructor and **1998-2000** as Roving Defense Instructor...Spent three previous seasons (**1995-97**) as Minor League Manager...Owns 211-192 (.524) managerial record in Angels organization...Led Triple-A Vancouver to 75-68 record and trip to postseason with a first-place first-half finish in 1997...Managed rookie-level Mesa for two seasons, posting 35-21 record in 1995 and 24-32 mark in 1996...Spent **1994** as coach at Single-A Lake Elsinore...Managed **Athletics** Arizona Rookie League team in **1992-93**, winning championships each year...Completed first stint in **Angels** organization as the Major League First Base Coach in **1991** after serving as roving instructor for four seasons (defense in **1988-90** and hitting in **1987**)...Managed Single-A Salem for two seasons (**1985-86**), compiling 77-71 record...Began tenure with Angels as a scout in **1984** and continued scouting for Halos through 1990 in addition to his other roles.

PLAYING CAREER & MISC

◆ Played three seasons in minor as a second baseman (1980-82)...Was selected by Padres in 18th round of 1980 Draft out of University of La Verne, where he earned a physical education degree and teaching credential...Was previously drafted by Brewers in 15th round of 1979 Draft... Named All-Conference in both football and baseball at La Verne...Also played football and baseball at Bonita High in La Verne (CA)...Father Ben was hitting coach for Los Angeles Dodgers and former head coach at LaVerne College...Married (Wendy, who has two children, Maggie and John) and has two children (Brittany and Ryan).

MINOR LEAGUE PLAYING RECORD

Years	AVG	G	AB	R	H	2B	3B	HR	RBI	BB	SO	SB
3	.236	156	399	75	94	13	2	3	31	79	120	33

HINES' MANAGERIAL RECORD

Year	Club	League	Won	Lost	Pct.	Finish
1985	Salem	Northwest	39	35	.527	T2nd
1986	Salem	Northwest	38	36	.514	3rd
1992	AZL A's	Arizona	34	22	.607	1st#
1993	AZL A's	Arizona	35	30	.636	1st#
1995	AZL Angels	Arizona	35	21	.625	2nd
1996	AZL Angels	Arizona	24	32	.429	5th
1997	Vancouver	Pacific Coast	75	68	.524	3rd
MINOR LEAGUE TOTALS (7 seasons)			280	234	.545	

#Won League Title





2021 LOS ANGELES ANGELS



JOHN MALLEE

#88

BORN: MAY 5, 1969
BIRTHPLACE: CHICAGO, IL
APPOINTED: NOV. 6, 2019

OPENING DAY AGE: 51
RESIDES: SCHEREVILLE, IN

ASST. HITTING COACH

HEIGHT: 6-0

WEIGHT: 170

BATS: R

THROWS: R

COACHING HIGHLIGHTS

- ◆ **2021** represents second season with **Angels** as assistant hitting coach after serving parts of two seasons (**2018-19**) as **Phillies** hitting coach...In first season with the Halos (**2020**), Club finished the year ranking second in the A.L. with a .332 OBP and record the third-fewest strikeouts in the junior circuit with 490... During 2019, saw Rhys Hoskins' walk total go from 87 in 2018 to a league-leading 116 in 2019...In first year as hitting coach, Phillies batters increased their home runs from 174 to 186 and drew 88 more walks on the season...From **2015-17** served on Joe Maddon's staff as **Cubs** hitting coach...During 2016 World Series run, Cubs hitters ranked second in Majors in OBP (.343) and third in runs scored (808)...Under his tutelage, saw Kris Bryant win the 2015 N.L. Rookie of the Year and 2016 N.L. MVP Award, while Anthony Rizzo and Jake Arrieta won Silver Slugger Awards...Before joining the Cubs, was hitting coach for **Astros** in **2013** and **2014** and the hitting coach for the **Marlins** in **2010** and **2011**...From **2002-10**, served as minor league hitting coordinator for Marlins before being named interim Major League hitting coach for Florida in 2010...In **2001**, was the minor league hitting coach for Triple-A **Ottawa** (Expos)...Began coaching career in **Brewers** organization as hitting coach for Single-A **Beloit** (**1996-97 & 1999**), Single-A **Stockton** (**1998**) and Double-A **Huntsville** (**2000**).

PLAYING CAREER & MISC

- ◆ Selected by Phillies in 12th round of 1991 First-Year Player Draft...Played two season of minor league ball with Rookie-Level Martinsville and Single-A Spartanburg...Combined to hit .208 (68/327) with 10 doubles, three triples and 28 RBI across 115 minor league games...Attended Chicago State University and the University of Illinois at Chicago, majoring in Kinesiology...With UIC, earned All-League and All-Tournament honors in both 1990 and 1991...Married Candy Wiedeman (Mar. 11, 1995) and has two children, John III and Austin.

MINOR LEAGUE PLAYING RECORD

Years	AVG	G	AB	R	H	2B	3B	HR	RBI	BB	SO	SB
2	.208	115	327	49	68	10	3	0	28	45	74	8



MALLEE

2021 LOS ANGELES ANGELS



#82



JOSÉ MOLINA

BORN: JUNE 3, 1975
BIRTHPLACE: BAYAMON, PR
APPOINTED: DEC. 3, 2018

OPENING DAY AGE: 45
RESIDES: DORADO, PR

CATCHING COACH

HEIGHT: 6-0

WEIGHT: 260

BATS: R

THROWS: R

COACHING HIGHLIGHTS

◆ 2021 marks sixth season as a coach for the Angels and third as Major League Catching Coach...Began coaching career as the organization's minor league catching coordinator, for three seasons (2016-18).

PLAYING CAREER & MISC

◆ Two-time World Series champion played 15 seasons in Major Leagues with Cubs (1999), Angels (2001-07), Yankees (2007-09), Blue Jays (2010-11) and Rays (2012-14)...Posted a .233 (592/2546) career average in 947 big league games, including a .237 (227/958) clip in 363 games as a member of the Angels...Won World Series Championships with Angels in 2002 and Yankees in 2009... 25 career pickoffs as a catcher remain tied for 10th most all-time with Thurman Munson...Older brother, Bengie Molina, played 13 years (1998-2010) in the big leagues and younger brother, Yadier Molina, currently plays for St. Louis (2004-current)...Married to Yalicia.



MOLINA

MAJOR LEAGUE PLAYING RECORD

Years	AVG	G	AB	R	H	2B	3B	HR	RBI	BB	SO	SB
15	.233	947	2546	240	592	117	3	39	223	154	576	20

CATCHING UP ON ANGELS CATCHERS

Games Caught	Hits as a Catcher*	Home Runs as a Catcher*	RBI as a Catcher*
1. Bob Boone 961	1. Bob Boone 735	1. Mike Napoli 75	1. Bengie Molina 348
2. Bob Rodgers 895	2. Bengie Molina 656	T2. Bengie Molina 61	2. Bob Boone 314
3. Bengie Molina 685	3. Lance Parrish 320	Lance Parrish 61	3. Mike Napoli 197
4. Jeff Mathis 411	4. Mike Napoli 307	4. Bob Boone 39	4. Lance Parrish 173
5. Mike Napoli 406	5. Brian Downing 279	5. Chris Iannetta 36	5. Chris Iannetta 139
6. Lance Parrish 386	6. Chris Iannetta 249	6. Jeff Mathis 26	6. Jeff Mathis 138
7. Chris Iannetta 380	7. Jeff Mathis 231	7. Brian Downing 20	7. Brian Downing 124
8. José Molina 348	8. José Molina 220	8. Martín Maldonado 19	T8. Jorge Fábregas 89
9. Brian Downing 310	9. Jorge Fábregas 212	9. Hank Conger 16	José Molina 89
10. Jorge Fábregas 309	10. Matt Walbeck 179	10. Two tied 15	10. Matt Walbeck 80
Doubles as a Catcher*	Fielding Percentage (min. 200 G)	Caught Stealing Percentage	Catcher Pickoffs
1. Bob Boone 115	1. Martín Maldonado .997	1. Bob Boone 46.8	1. Bob Boone 31
2. Bengie Molina 103	2. Chris Iannetta .996	2. José Molina 41.5	2. José Molina 15
3. Mike Napoli 62	3. Bengie Molina .994	3. Martín Maldonado 40.2	3. Jeff Mathis 14
4. Chris Iannetta 52	4. Lance Parrish .993	4. Lance Parrish 38.9	4. Chris Iannetta 9
5. José Molina 49	5. Jeff Torborg .992	5. Ellie Rodriguez 38.5	5. Bengie Molina 5
6. Jeff Mathis 48	6. Ellie Rodriguez .991	6. Bengie Molina 36.3	T6. Martín Maldonado 4
7. Brian Downing 45	7. José Molina .990	7. Terry Humphrey 34.8	Ellie Rodriguez 4
8. Lance Parrish 35	8. Brian Downing .990	8. Andy Etchebarren 33.5	T8. Brian Downing 3
9. Hank Conger 34	9. Matt Walbeck .990	9. Greg Myers 32.4	Jorge Fábregas 3
10. Martín Maldonado 33	10. Tom Satriano .990	10. Matt Walbeck 31.9	Lance Parrish 3

*Since 1974...Data is courtesy of STATS LLC



2021 LOS ANGELES ANGELS



JEREMY REED

#77

BORN: JUNE 15, 1981 **OPENING DAY AGE:** 39
BIRTHPLACE: SAN DIMAS, CA **RESIDES:** PHOENIX, AZ
APPOINTED: DEC. 3, 2018

HITTING COACH

HEIGHT: 6-0

WEIGHT: 200

BATS: L

THROWS: L

COACHING HIGHLIGHTS

- Embarks on third season as **Angels** hitting coach following appointment on Dec. 3, 2018 (replacing Eric Hinske)...In **2020**, Angels hitters ranked second in the A.L. in OBP (.332), third in walks (239), third in total bases (892), fourth in runs scored, fourth in RBI, fourth in exit velocity (88.7 MPH) and boasted the second-lowest strikeout rate (21.2%)...In **2019**, saw Halos hit 220 home runs, the second-most in franchise history behind only the 2000 Angels (236)...Halos offense also improved over 2018 numbers in hits, runs, home runs, RBI, walks, team average, OBP and slugging while the team's overall strikeout totals fell...Promoted after serving as the organization's minor league hitting coordinator in **2017** and **2018**...Worked extensively with several current Angels Major Leaguers during tenure...Prior to joining Angels, was minor league hitting coordinator from **2014-16** for **Brewers**.

PLAYING CAREER & MISC

- Played in parts of eight seasons at Major League level for Mariners (2004-08), Mets (2009), Blue Jays (2010) and Brewers (2011)...Posted a career .252 (315/1250) average with 141 runs scored, 67 doubles, 12 triples, 12 home runs and 110 RBI in 483 games...Was originally drafted by Chicago White Sox in second round of the 2002 First-Year Player Draft...Traded by White Sox to the Mariners in 2004 with Mike Morse and Miguel Olivo in exchange for Ben Davis and Freddy Garcia...Was part of a three-team trade Dec. 11, 2008 between Mariners, Mets and Indians which also involved former Angels Luis Valbuena, Jason Vargas and Joe Smith...Played for USA Summer National Team in 2001 and 2002...Played collegiately at Long Beach State University (17 miles from Angel Stadium)...Was college teammates with Jered Weaver...Prepped at Bonita High School (La Verne, CA - 26 miles from Angel Stadium)...Married Lilyanna, during 2020-21 offseason.

MAJOR LEAGUE PLAYING RECORD

Years	AVG	G	AB	R	H	2B	3B	HR	RBI	BB	SO	SB
8	.252	483	1250	141	315	67	12	12	110	100	196	20

LONGEST HOME RUNS HIT AT ANGEL STADIUM SINCE 2015

Player	Date	Distance (ft.)
Joey Gallo	Sept. 17, 2017	490
Mike Trout	May 18, 2019	473
Carlos Correa	Sept. 12, 2015	469
Jonathan Schoop	May 23, 2019	467
C.J. Cron	July 19, 2017	461
Carlos Correa	Sept. 6, 2020	461
C.J. Cron	Aug. 7, 2015	456
Jefry Marte	July 20, 2016	455
Mike Trout	July 12, 2019	454
Matt Olson	Aug. 12, 2020	454

NOTE: All home run distances are courtesy of Statcast and BaseballSavant.com

REED

2021 LOS ANGELES ANGELS



PAUL SORRENTO

#87

BORN: NOV. 17, 1965
BIRTHPLACE: SOMERVILLE, MA
APPOINTED: DEC. 3, 2018

OPENING DAY AGE: 55
RESIDES: BELLEVUE, WA

HITTING INSTRUCTOR

HEIGHT: 6-2

WEIGHT: 215

BATS: L

THROWS: R

COACHING HIGHLIGHTS

◆ Enters 10th season with Angels in **2021** and third as hitting instructor (**2019-21**)...Appointed to current position Dec. 3, 2018... Spent previous three years (**2016-18**) as Angels assistant hitting coach...In **2020**, Halo hitters ranked fourth in the junior circuit in runs scored (294) and fourth in WOBA (.324) In **2019**, saw Mike Trout win his third career MVP award after posting career highs in home runs and slugging percentage...**2018** saw Angels improve team OPS 14 points compared to 2017 (.712 OPS/.726 OPS)... In **2017**, Martin Maldonado improved batting average by over 20 points and Andrelton Simmons improved home runs (14 HR/4 HR) and RBI (69 RBI/44 RBI) compared to 2016 marks...**2016** saw several Angels batters hit above their career averages including Kole Calhoun, Yunel Escobar and Mike Trout...Held the title of Minor League Hitting Coordinator for the Club from **2013-15**...Assisted Dave Hansen with hitting coach duties during **2014** campaign while Don Baylor recovered from a broken thigh bone...Held first professional coaching role in **2012** as hitting coach for Adv.-A **Inland Empire**.



SORRENTO

PLAYING CAREER & MISC

◆ Played 11 big league seasons with Minnesota (1989-91), Cleveland (1992-95), Seattle (1996-97) and Tampa Bay (1998-99), compiling a .257 (876/3412) career average with 176 doubles, five triples, 166 home runs and 565 RBI...Tallied three straight 20+ home run seasons from 1995-97, including a career-best 31 in 1997 with Seattle...Played in postseason three different times, including two trips to World Series...Was member of 1991 World Series champion Minnesota Twins...Played in opening game at Camden Yards, Apr. 6, 1992 and logged first hit in ballpark's history...Signed with Tampa Bay Devil Rays during their inaugural season in 1998...With his Opening Day start, became first designated hitter in franchise history...Originally drafted by Angels in fourth round of the 1986 First-Year Player Draft...Traded the following season to Twins along with two other players for Kevin Trudeau and Bert Blyleven...Has a son named Ashton.

MAJOR LEAGUE PLAYING RECORD

Years	AVG	G	AB	R	H	2B	3B	HR	RBI	BB	SO	SB
11	.257	1093	3412	454	876	176	5	166	565	426	844	8

MOST WALK-OFF WINS IN FRANCHISE HISTORY

Number of walk-offs	Season	Players
14	1985	Boone, Schofield, Beniquez, Jones, Jackson, Jones, DeCinces, Beniquez, Boone, Downing, DeCinces, Boone, Downing, Carew
13	1972	Spencer, Rivers, Stanton, Oliver, McMullen, Llenas, Alomar, Cardenas, Oliver, Llenas, Berry, Cardenas, Stephenson
12	1967	Fregosi, Rodgers, Reichardt, Fregosi, Rodgers, Mincher, Skowron, Hall, Morton, Rodgers, Reichardt, Reichardt,
12	1990	Bichette, Parrish, Ray, Joyner, Parrish, Winfield, Downing, Ray, Winfield, Parrish, Anderson, White
12	1989	Ray, Parrish, Joyner, Armas, Joyner, Joyner, Davis, Joyner, Washington, Downing, Joyner, Joyner
12	1971	Repoz, McMullen, Gonzalez, O'Brien, Cowan, McMullen, Berry, McMullen, Spencer, Parker, Fregosi
12	1997	Salmon, DiSarcina, Erstad, Edmonds, Edmonds, Anderson, DiSarcina, Hollins, Phillips, Salmon, Anderson, Salmon

* Club record for career walk off hits as an Angel is 11 by Tim Salmon



2021 LOS ANGELES ANGELS

MATT WISE

#83

BORN: NOV. 18, 1975
BIRTHPLACE: MONTCLAIR, CA
APPOINTED: NOV. 6, 2019

OPENING DAY AGE: 44
RESIDES: CHANDLER, AZ



INTERIM PITCHING COACH **HEIGHT: 6-4** **WEIGHT: 190** **BATS: R** **THROWS: R**

COACHING HIGHLIGHTS

- ◆ **2021** represents 16th season in **Angels** organization, 10th in a coaching capacity and second as Bullpen Coach...Spent the **2018** and **2019** as Club's minor league pitching coordinator...In **2017**, was minor league pitching program coordinator, **2016** was the Rookie-Level **AZL Angels'** Pitching Coach (also held this position in **2012-13**)...Spent **2014-15** campaigns as Pitching Coach for Adv.-A **Inland Empire**.

PLAYING CAREER & MISC

- ◆ Former sixth-round draft pick by Angels in 1997, went on to play eight seasons of professional baseball for Angels (1997-02), Brewers (2004-07) and Mets (2008)...Made Major League debut for Halos Aug. 2, 2000 vs. Tigers...Went on to pitch in 209 career games at big league level, amassing a career 17-22 record with a 4.23 ERA (317 IP - 149 ER)...Was a part of 2002 Angels World Series team...Enjoyed finest season in 2005 with Milwaukee, appearing in 49 games as a relief pitcher and posting a career-best 3.36 ERA (64.1 IP - 24 ER) with a 0.96 WHIP...Prepped at Bonita High School (La Verne, CA) - same high school as Jeremy Reed (did not attend at same time) - located just under 30 miles from Angel Stadium... Played collegiate ball at Pepperdine University (Malibu, CA) and Cal State Fullerton...Married to Amy, and has four children: Ashley, Hayden, Brady and Luke.

MAJOR LEAGUE PITCHING RECORD

Years	W-L	ERA	G	GS	CG	SHO	SV	IP	H	R	ER	BB	SO
8	17-22	4.23	209	18	0	0	2	317.0	298	164	149	106	244

WHAT A RELIEF

Notable Angels Bullpens...

CATEGORY	TOTAL	YEAR
Lowest ERA	2.67	1971
Most Strikeouts	764	2019
Fewest Hits	282	1972
Lowest BAA	.219	2002
Opponent OPS	.619	1971
WHIP	1.20	2002
Saves	66	2008
Save Percentage	84.8%	1969
K/9	9.51	2017



2021 ANGELS





2021 LOS ANGELES ANGELS

JORDYN ADAMS

#90



BORN: OCT. 18, 1999

OPENING DAY AGE: 21

BIRTHPLACE: CARY, NC

RESIDES: CARY, NC

ACQUIRED: SELECTED IN FIRST ROUND (17TH OVERALL) OF 2018 FIRST-YEAR PLAYER DRAFT

SIGNED THRU: 2021; UNDER CLUB CONTROL; 3 OPTIONS REMAINING

OUTFIELDER

HEIGHT: 6-2

WEIGHT: 180

BATS: R

THROWS: R

NON-ROSTER INVITEE

ADAMS' LIFETIME PLAYING RECORD

Year	Club	AVG	G	AB	R	H	2B	3B	HR	RBI	SH	SF	HBP	BB	IBB	SO	SB	CS	GDP	SLG	OBP	E	
2018—	Angels (AZL)	.243	20	70	8	17	2	2	0	5	0	0	2	10	0	23	5	2	0	.329	.354	3	
	Orem	.314	9	35	5	11	4	1	0	8	0	1	0	4	0	7	0	1	2	.486	.375	1	
2019—	Burlington	.250	97	372	52	93	15	2	7	31	0	1	5	50	0	94	12	5	7	.358	.346	13	
	Angels (AZL)	.538	3	13	4	7	1	0	0	4	0	0	0	1	0	3	4	0	0	.615	.571	0	
	Inland Empire	.229	9	35	7	8	1	1	1	1	0	0	0	5	0	14	0	1	0	.400	.325	0	
2020—	LAA	<i>DID NOT PLAY - Participated at Angels Alternate Training Site</i>																					
MINOR TOTALS		.259	138	525	76	136	23	6	8	49	0	2	7	70	0	141	21	9	9	.371	.353	17	

2020 SEASON

- ◆ Spent season at Alternate Training Site in Long Beach.
- ◆ Did not get selected to Angels active roster.

CAREER HIGHLIGHTS

- ◆ Posted a .257 (108/420) BA with 36 RBI, 16 SB and a .720 OPS over 109 games in the minors in 2019.
- ◆ Was promoted to Orem in 2018 and slashed .314/.375/.486 before suffering a broken jaw.

CAREER TRANSACTIONS

- ◆ June 4, 2018...Selected by **Angels** in first round (17th overall) of First-Year Player Draft (signed June 30, 2018 by Angels scout Chris McAlpin).

PERSONAL/MISC

- ◆ Jordyn Bradley Adams...On Twitter: @jordynadams10.
- ◆ 2021 marks first selection as a non-roster invitee to a Major League Spring Training.
- ◆ Is ranked by *Baseball America* as Angels #5 prospect...According to *MLB Pipeline*, is third ranked Angels prospect behind OF Brandon Marsh and LHP Reid Detmers.
- ◆ Named Best Athlete in Angels system entering 2021 by *Baseball America*.
- ◆ Was named the 2018 Male High School Athlete of the Year by *MaxPreps*.
- ◆ Father, Deke, played college football at Southern Mississippi and was part of Golden Eagles "Nasty Bunch" defense...He is currently Defensive Line Coach at Mississippi State University.
- ◆ Mother, Alexis, played college basketball at Southern Mississippi where she was a four-year letterwinner and a member of 1,000 point club.
- ◆ Committed to playing both football and baseball for University of North Carolina before signing with Angels... Was a four-star wide receiver recruit in football.

2021 LOS ANGELES ANGELS



#7



JO ADELL

BORN: APRIL 8, 1999
BIRTHPLACE: SHELBY, NC
MLB SERVICE: 153 DAYS

OPENING DAY AGE: 20
RESIDES: PROSPECT, KY

ACQUIRED: SELECTED IN FIRST ROUND (10TH OVERALL) OF 2017 FIRST-YEAR PLAYER DRAFT
SIGNED THRU: 2021; UNDER CLUB CONTROL; 3 OPTIONS REMAINING

OUTFIELDER

HEIGHT: 6-3

WEIGHT: 215

BATS: R

THROWS: R

ADELL'S LIFETIME PLAYING RECORD

Year	Club	AVG	G	AB	R	H	2B	3B	HR	RBI	SH	SF	HBP	BB	IBB	SO	SB	CS	GDP	SLG	OBP	E
2017	— Angels (AZL)	.288	31	118	18	34	6	6	4	21	1	1	2	10	1	32	5	0	0	.542	.351	-
	Orem	.376	18	85	25	32	5	2	1	9	0	0	1	4	0	17	3	2	3	.518	.411	-
2018	— Burlington	.326	25	95	23	31	7	1	6	29	0	1	1	11	0	26	4	1	5	.611	.398	2
	Inland Empire	.290	57	238	47	69	19	3	12	42	0	2	6	15	0	63	9	2	2	.546	.345	3
	Mobile	.238	17	63	14	16	6	0	2	6	0	0	2	6	0	22	2	0	0	.429	.324	1
2019	— Inland Empire	.280	6	25	4	7	1	0	2	5	0	0	1	1	0	10	0	0	0	.560	.333	1
	Mobile	.308	43	159	28	49	15	0	8	23	0	1	3	19	0	41	6	0	7	.553	.390	4
	Salt Lake	.264	27	121	22	32	11	0	0	8	0	0	0	10	0	43	1	0	0	.355	.321	1
2020	— LAA	.161	38	124	9	20	4	0	3	7	0	0	1	7	0	55	0	1	3	.266	.212	3
MINOR TOTALS		.298	224	904	180	269	70	12	35	143	1	5	16	76	1	254	30	5	17	.518	.361	12

2020 SEASON

- ◆ After starting the season at the **Angels** alternate site in Long Beach, CA, made Major League debut Aug. 4 at Seattle...Tallied an infield single during first career at-bat.
- ◆ Hit first two home runs of career on Aug 29 and became third youngest Angels player ever with a multi-HR game...Fifth Angels player to hit first two career home runs in the same game.
- ◆ Entered the season ranked by *Baseball America* as the top prospect in the Angels organization and the #3 prospect in all of baseball.
- ◆ Invited to big league camp as a non-roster invitee for the second time.

NOTABLE MINOR LEAGUE AWARDS AND HONORS

- ◆ **2019** MiLB Organizational All-Star...Angels Organizational Player of the Month for June...MLB Futures Game Selection...Participated in the Arizona Fall League...Arizona Fall League Player of the Week (Oct. 6)...Arizona Fall League Rising Stars Game.
- ◆ **2018** MiLB Organizational All-Star...MLB Futures Game Selection...*Baseball America* Minor League All-Star...MiLB.com Cal Player of the Month (June)...California League Player of the Week (June 17)... California League Player of the Week (May 20)
- ◆ **2017** MiLB Organizational All-Star

CAREER TRANSACTIONS

- ◆ June 12, 2017...Selected by the **Angels** in the first round (10th overall) of the First-Year Player Draft.

PERSONAL/MISC

- ◆ Jordan 'Jo' Scott Adell (Uh-DEL)...On Twitter: @joadell25...Signed by Angels scout John Burden.
- ◆ Hosts annual 'Jo Adell Turkey Drive' providing Thanksgiving dinners to those in need and annual 'Jo Adell Baseball Camp' for youth at his former high school (Ballard HS) in Louisville, KY.
- ◆ In January 2019, partnered with Reds' top prospect Hunter Greene for for Inaugural Baseball and Leadership Camp in Inglewood, CA...Over 400 current/former professional baseball players, campers and coaches gathered for a free day of baseball, leadership and development for local youths.
- ◆ In first off-season as a professional in 2017, took 'Intro to Communications' at University of Louisville.
- ◆ As high school senior in 2017, batted .562 with 25 home runs, 61 RBI, 22 stolen bases and 53 runs...25 HR led nation and fell four shy of the all-time Kentucky High School record (was highest single-season total in state since introduction of BBCOR bats in 2012)...Ranked fourth in nation in slugging percentage (1.437) and seventh in RBI.

ADELL





2021 LOS ANGELES ANGELS

- ◆ Named Gatorade Kentucky Baseball Player of the Year...Ranked #14 prospect in nation for 2017 Amateur Draft by MLB.com, which also listed him under best tools of any outfielder/RHP in country...Became first player drafted directly out of a Louisville high school in first round since 2001...Had verbally committed to University of Louisville...Named a two-time Under Armour All-American...Fastball clocked in mid-90s range as a prep.
- ◆ His father, Scott, was an offensive lineman drafted in 12th round by New Orleans Saints in 1992...His mother, Nicole, is principal at Newburg Junior High School (Louisville, KY) where Jo has spoken to students on multiple occasions... Sister, Jessica, played softball at the University of Louisville and University of Tennessee (freshman year).

MISCELLANEOUS STATS

TWO-HR GAMES [1]

Aug. 29, 2020 vs. Seattle

CAREER FIELDING

POS	PCT	G	PO	A	E	TC	DP
OF	.961	38	72	2	3	77	0



ADELL

2021 LOS ANGELES ANGELS



#39



LUKE BARD

BORN: NOV. 13, 1990

BIRTHPLACE: CHARLOTTE, NC

MLB SERVICE: 1 YEAR, 28 DAYS

ACQUIRED: SIGNED AS MINOR LEAGUE FREE AGENT, FEB. 18, 2019

SIGNED THRU: 2021; UNDER CLUB CONTROL; 1 OPTION REMAINING

OPENING DAY AGE: 30

RESIDES: ORANGE PARK, FL

RHP

HEIGHT: 6-3

WEIGHT: 200

BATS: R

THROWS: R

BARD'S LIFETIME PITCHING RECORD

Year	Club	W-L	ERA	G	GS	CG	GF	SHO	SV	IP	H	R	ER	HR	HB	BB	IBB	SO	WP	BK	BAA
2012	Twins (GCL)	0-0	6.75	3	1	0	0	0	0	4	3	3	3	0	1	5	0	3	0	0	.231
	Elizabethhton	0-0	0.00	4	0	0	2	0	1	3	2	0	0	0	0	2	0	4	0	0	.200
2013	Twins (GCL)	0-0	12.00	4	0	0	0	0	0	3	5	5	4	0	0	3	0	1	0	0	.333
	Elizabethhton	1-0	1.08	7	0	0	2	0	0	8.1	2	1	1	0	1	6	0	6	1	0	.091
	Fort Myers	0-0	0.00	1	0	0	0	0	0	1	0	0	0	0	0	0	0	2	0	0	.000
2014	INJURED — DID NOT PLAY																				
2015	Cedar Rapids	7-1	2.41	28	0	0	11	0	0	52.1	45	15	14	1	5	15	0	47	4	0	.234
2016	Fort Myers	3-1	3.40	35	0	0	12	0	2	50.1	47	21	19	0	2	20	0	45	4	0	.246
	Chattanooga	0-0	4.91	9	0	0	4	0	0	14.2	16	8	8	1	1	8	0	12	1	1	.281
2017	Chattanooga	4-3	2.58	33	0	0	20	0	5	52.1	50	16	15	4	5	20	3	78	3	0	.250
	Rochester	0-0	3.46	8	0	0	2	0	0	13	13	5	5	1	1	4	0	21	0	0	.255
2018	LAA	0-0	5.40	8	0	0	3	0	0	11.2	10	7	7	4	3	5	1	13	1	0	.222
	Rochester	3-3	4.66	32	0	0	15	0	1	48.1	54	29	25	6	1	18	1	52	7	1	.286
2019	LAA	3-3	4.78	32	3	0	5	0	0	49	41	27	26	8	5	13	1	40	5	1	.228
	Salt Lake	2-4	7.11	16	1	0	8	0	1	19	28	20	15	4	1	10	0	26	2	0	.337
2020	LAA	0-0	6.75	6	0	0	3	0	0	5.1	7	4	4	2	0	0	0	7	0	1	.304
MAJOR TOTALS		3-3	5.05	46	3	0	11	0	0	66	58	38	37	14	8	18	2	60	6	2	.234
MINOR TOTALS		20-12	3.64	180	2	0	76	0	10	269.1	265	123	109	17	18	111	4	297	22	2	.258

Disabling Injuries: 2019 — Right triceps contusion; disabled Aug. 5-16

2020 SEASON

- ◆ Spent majority of season at **Alternate Training Site** in Long Beach...Appeared in six games for **Angels** across three Major League stints.
- ◆ Did not walk a batter and only once reached three balls in a count (vs. Dodgers Chris Taylor, Sept. 27 - who ultimately struck out).
- ◆ Worked at least one inning in four of six appearances and recorded multiple strikeouts in three of six outings.
- ◆ Stranded all four inherited runners on the season.
- ◆ Ranked third among A.L. pitchers (min. 20 BF) with an average spin rate of 2769.7 RPM.

MAJOR LEAGUE SUMMARY

2019

- ◆ Made **Angels** Opening Day roster for second straight season...Appeared in 32 total games with Angels across nine Major League stints.
- ◆ Earned first career win May 11 at Baltimore with 1.2 scoreless innings...Had 10 scoreless inning streak, April 26- May 15.
- ◆ Made three starts as Opener, working one inning in each appearance...First two starts were scoreless and allowed one run in final start Sept. 5 at Oakland.
- ◆ Set career highs in innings pitched (3) and strikeouts (5) in winning decision Sept. 18 at Yankee Stadium.
- ◆ Had streak of retiring 23 consecutive batters faced from Sept. 13-26...Streak was snapped with walk to Houston's Alex Bregman in final outing of season, Sept. 28.

2018

- ◆ Made Major League debut with **Angels**, March 31, 2018 at Oakland after being acquired from **Twins** in Rule 5 Draft in Dec. 2017.





2021 LOS ANGELES ANGELS

- ◆ Appeared in eight games in relief for Angels, before being designated for assignment, Apr. 21 and returned to Twins organization.
- ◆ Pitched remainder of year for Triple-A **Rochester**, making 32 appearances and averaging 9.7 strikeouts per nine innings (48.1 IP - 52 SO).

CAREER TRANSACTIONS

- ◆ June 9, 2009...Selected by **Red Sox** in 16th round of 2009 First-Year Player Draft (did not sign).
- ◆ June 4, 2012...Selected by **Twins** in first round (42nd overall) of 2012 First-Year Player Draft (signed June 20, 2012).
- ◆ Dec. 14, 2017...Selected by **Angels** from **Twins** in 2017 Rule 5 Draft.
- ◆ Apr. 27, 2018... Returned to **Twins** from **Angels**.
- ◆ Feb. 18, 2019...Signed by **Angels** as free agent.

PERSONAL/MISC

- ◆ Luke Francis Bard...Last name rhymes with "hard"...On Twitter: @Luke_Bard.
- ◆ Visited patients and their families at CHOC Children's on May 22, 2019 alongside teammates Mike Trout, Tyler Skaggs and Cody Allen, Hall of Famer Rod Carew and the Minnesota Twins' Tony Oliva, Mike Morin, Blake Parker, Nelson Cruz and Kyle Gibson.
- ◆ Missed entire 2014 season due to injury...Had arthroscopic shoulder surgery in labrum following 2013 season, where he spent time with three Minnesota affiliates.
- ◆ Married wife Taylor Hall, Jan. 11, 2014.
- ◆ Brother, Daniel Bard, pitched in Majors for five seasons with Red Sox (2009-13) and returned to Majors in 2020 for Rockies and earned N.L. Comeback Player of the Year honors...Cousin John Andreoli appeared in 26 Major League games in 2018 as an outfielder with Seattle and Baltimore.
- ◆ Father, Paul Bard, was sixth round draft pick by Dodgers in 1980 and played five minor league seasons in Dodgers and Orioles systems.
- ◆ Played collegiately at Georgia Tech...Named by *Baseball America* as 11th best prospect in Atlantic Coast Conference entering 2011 season.
- ◆ Attended Charlotte Christian HS (NC)...Four-year letterwinner in baseball and football (quarterback) and a two-year letterwinner in basketball...Two-year captain of baseball team...Earned Louisville Slugger and National Christian School Athletic Association All-America honors as a senior...North Carolina Independent Schools Athletic Association Player of the Year and *Charlotte Weekly* Player of the Year in 2009 after going 10-0 with 90 strikeouts and a 0.37 ERA.
- ◆ Originally signed by Twins scout Jack Powell.

CAREER FIELDING

POS	PCT	G	PO	A	E	TC	DP
P	1.000	46	5	3	0	8	1

BARD'S CAREER HIGHS

SEASON		GAME	
Wins	3 — 2019	SO	5 — 9/18/19 at NYY
Losses	3 — 2019	IP	3.0 — 9/18/19 at NYY
ERA	4.78 — 2019	R & ER	6 — 4/17/18 vs. BOS
IP	49.0 — 2019	BB	2 — Four times; last, 6/21/19 at STL
SO	40 — 2019	H	6 — 4/17/18 vs. BOS



BARD

2021 LOS ANGELES ANGELS



#8

FRANKLIN BARRETO

BORN: FEB. 27, 1996

OPENING DAY AGE: 26

BIRTHPLACE: CARACAS, VZ

RESIDES: CARACAS, VZ

MLB SERVICE: 2 YEARS, 31 DAYS

ACQUIRED: FROM OAKLAND IN EXCHANGE FOR INF TOMMY LA STELLA, AUG. 29, 2020

SIGNED THRU: 2021; UNDER CLUB CONTROL; 0 OPTIONS REMAINING



INFIELDER

HEIGHT: 5-10

WEIGHT: 210

BATS: R

THROWS: R

BARRETO'S LIFETIME PLAYING RECORD

Year	Club	AVG	G	AB	R	H	2B	3B	HR	RBI	SH	SF	HBP	BB	IBB	SO	SB	CS	GDP	SLG	OBP	E
2013	GCL Blue Jays	.299	44	174	30	52	16	6	4	19	1	0	6	13	0	42	10	4	1	.529	.368	19
	Bluefield	.204	15	54	4	11	5	1	0	7	0	0	2	2	0	14	0	2	2	.333	.259	9
2014	Vancouver	.311	73	289	65	90	23	4	6	61	0	3	10	26	1	64	29	5	5	.481	.384	26
2015	Stockton	.302	90	338	50	102	22	3	13	47	1	6	4	15	0	67	8	3	6	.500	.333	34
2016	Midland	.281	119	462	63	130	25	3	10	50	1	2	6	36	1	90	30	15	10	.413	.340	19
	Nashville	.353	4	17	2	6	0	1	1	3	0	0	1	0	0	4	0	2	0	.647	.389	0
2017	Nashville	.290	111	469	63	136	19	7	15	54	3	2	9	27	3	141	15	8	8	.456	.339	21
	OAKLAND	.197	25	71	10	14	1	2	2	6	0	0	5	0	5	33	2	0	1	.352	.250	4
2018	Nashville	.259	77	282	54	73	16	1	18	46	0	5	7	39	0	106	5	2	6	.514	.357	7
	OAKLAND	.233	32	73	10	17	4	0	5	16	0	0	1	1	0	29	0	0	3	.493	.253	2
2019	OAKLAND	.123	23	57	6	7	2	0	2	5	0	0	0	1	0	23	1	0	0	.263	.138	5
	Las Vegas	.295	98	373	88	110	29	5	19	65	1	2	6	42	0	113	15	1	11	.552	.374	13
2020	OAKLAND	.000	15	10	5	0	0	0	0	0	0	0	0	0	0	7	0	0	0	.000	.000	0
	LAA	.118	6	17	0	2	0	0	0	2	0	0	1	0	0	8	1	0	0	.118	.167	1
MAJOR TOTALS		.175	101	228	31	40	7	2	9	29	0	0	2	7	0	100	4	0	4	.342	.207	12
MINOR TOTALS		.289	631	2458	419	710	155	31	86	352	7	20	51	200	5	641	112	42	49	.482	.352	148

2020 SEASON

- ◆ Started the season with **Oakland** prior to mid-season trade to the **Angels**...Acquired by the Club in exchange for INF Tommy La Stella.
- ◆ Suffered a left shoulder subluxation Sept. 6 vs. Houston...Underwent season-ending shoulder surgery Sept. 22.
- ◆ Appeared in a combined 21 games at the big league level between the Angels and A's...Made five starts for the Angels second (2 G), shortstop (1 G), third (1 G) and left field (1 G)...Saw action in 15 games for Oakland, including one start, eight as a pinch-runner, three as a pinch-hitter and three as a defensive sub.

MAJOR LEAGUE SUMMARY

2019

- ◆ Made three different stints with the **A's** and combed to appear in 23 games...Started 13 games at second base and one a shortstop...Made Oakland's Opening Day roster...Appeared as a pinch runner in the second game of the season in Tokyo, JPN.
- ◆ Optioned to Triple-A March 28th, recalled June 30, optioned Aug. 3 and then returned to the Club for the final time Sept. 1.
- ◆ Made the Club's Wild Card roster but did not appear in the game.

2018

- ◆ Split time between the **A's** and Triple-A **Nashville**...Saw major league action across six different stints...Made 16 starts at second base and one at shortstop...Committed just two errors in 26 total games at second base.
- ◆ On June 2nd, logged two home runs and six RBI in the first game of a doubleheader at Chicago (AL)...At the age of 22 years, 115 days, was the youngest Athletic with six or more RBI in a game since at least 1908, surpassing Jimmie Foxx's previous mark of 22 years, 212 days (May 22, 1930)...became the fifth-youngest player in Oakland history with a two-homer game and the youngest since Ben Grieve on June 16, 1998 (22 years, 43 days)
- ◆ Hit 18 home runs with the Sounds, which ranked second on the Club and third overall by an Oakland farmhand.





2021 LOS ANGELES ANGELS

2017

- ◆ Made two stints with the **A's**, appearing in a total of 25 games.
- ◆ Made Major League debut June 24 vs. the White Sox, going 2-for-5 with a home run and two RBI...At 21 years, 117 days, was the youngest non-pitcher to make his debut for the A's since Eric Chavez on Sept. 8, 1998 (20 years, 275 days)...Homered for his first big league hit (second at-bat) off White Sox starter James Shields...Became the fifth player in Oakland history to homer in their debut (Tom Wilson, 2001; Scott Brosius, 1991; Terry Steinbach, 1986; Joe Keough, 1968) and youngest to homer since Jose Canseco on Sept. 28, 1985 (21 years, 88 days).

POSTSEASON EXPERIENCE

- ◆ Made **Oakland's** Wild Card game roster in **2018** and **2019** but did not appear in either game.

NOTABLE MINOR LEAGUE AWARDS AND HONORS

- ◆ **2019** MiLB Organizational All-Star...PCL Player of the Month (June).
- ◆ **2017** MiLB Organizational All-Star.
- ◆ **2016** MiLB Organizational All-Star...Texas League Postseason All-Star...Texas League Mid-Season All-Star...Texas League Player of the Week (July 31)...Participated in the Arizona Fall League...Arizona Rising Stars Game.
- ◆ **2015** *Baseball America* Single-A Adv. All-Star.
- ◆ **2014** MiLB Organizational All-Star...Northwest League MVP...Northwest League Mid-Season All-Star...*Baseball America* Short-Season All-Star... *Baseball America* Short-Season Player of the Year
- ◆ **2013** MiLB Organizational All-Star... GCL Blue Jays R. Howard Webster Award.

CAREER TRANSACTIONS

- ◆ July 2, 2012...Signed with the **Blue Jays** as a non-drafted free agent.
- ◆ Nov. 28, 2014...Traded by the **Blue Jays** by the **A's** with RHP Kendall Graveman, LHP Sean Nolin and INF Brett Lawrie in exchange for INF Josh Donaldson.
- ◆ Aug. 29, 2020...Traded by the **A's** to the **Angels** in exchange for INF Tommy La Stella.

PERSONAL/MISC

- ◆ Franklin Jose Barreto...Originally signed by Blue Jays scouts Ismael Cruz, Luis Marquez and Rafael Moncada.
- ◆ Was the MVP at the Pan American 12-and-under tournament in Sept. 2008...Tabbed as the 2008 Athlete of the Year by the Corporation Crilltos of Venezuela...Named the MVP of the 14-and-under Pan American championship in July 2010.

MISCELLANEOUS STATS

TWO-HOME RUN GAMES (1)

June 22, 2018 at CWS

CAREER WALK-OFF HITS / RBI (1)

July 4, 2017 vs. CWS (Solo HR; 9th)

CAREER FIELDING

POS	PCT	G	PO	A	E	TC	DP
2B	.961	59	69	104	7	180	14
3B	1.000	2	2	3	0	5	0
SS	.932	22	23	45	5	73	14
OF	1.000	1	3	0	0	3	0

BARRETO'S CAREER HIGHS

SEASON		GAME	
AVG	.233 — 2018	H	3 — 8/1/18 vs. TOR
R	10 — 2017 & 2018	R	2 — 4 times; last, 6/22/18 at CWS
H	17 — 2018	HR	2 — 6/22/18 at CWS
2B	4 — 2018	2B	2 — 7 times; last, 9/25/19 at LAA
HR	5 — 2018	RBI	6 — 6/22/18 at CWS
RBI	16 — 2018	SB	1 — 4 times; last, 9/6/20 vs. HOU
SB	2 — 2017	Hit Streak	3 — 3 times; last, July 13-16, 2019

2021 LOS ANGELES ANGELS



#51

JAIME BARRIA

BORN: JULY 18, 1996

OPENING DAY AGE: 24

BIRTHPLACE: PANAMA CITY, PANAMA

RESIDES: PANAMA CITY, PANAMA

MLB SERVICE: 1 YEAR, 123 DAYS

ACQUIRED: SELECTED AS INTERNATIONAL FREE AGENT, APRIL 11, 2013

SIGNED THRU: 2021; UNDER CLUB CONTROL; 1 OPTION REMAINING



RHP

HEIGHT: 6-1

WEIGHT: 210

BATS: R

THROWS: R

BARRIA'S LIFETIME PITCHING RECORD

Year	Club	W-L	ERA	G	GS	CG	GF	SHO	SV	IP	H	R	ER	HR	HB	BB	IBB	SO	WP	BK	BAA
2013	— Angels (DSL)	0-1	10.80	4	0	0	0	0	0	5	13	8	6	0	1	1	0	4	1	0	.481
2014	— Angels (DSL)	4-4	3.03	16	8	0	2	0	1	59.1	57	27	20	1	2	11	0	55	1	0	.252
2015	— Angels (AZL)	3-0	2.00	7	6	0	0	0	0	36	40	12	8	0	0	3	0	31	3	1	.280
	Orem	2-4	6.21	8	8	0	0	0	0	33.1	45	27	23	4	1	7	0	30	5	0	.324
2016	— Burlington	8-6	3.85	25	25	0	0	0	0	117	133	58	50	6	3	21	0	78	10	0	.282
2017	— Inland Empire	4-3	2.48	11	11	0	0	0	0	65.1	48	20	18	6	3	13	0	57	3	1	.202
	Mobile	1-6	3.21	12	12	1	0	1	0	61.2	62	27	22	8	0	15	0	47	8	0	.256
	Salt Lake	2-0	2.45	3	3	0	0	0	0	14.2	11	5	4	0	1	3	0	13	0	0	.208
2018	— Salt Lake	0-0	3.50	5	5	0	0	0	0	18	20	7	7	2	1	5	0	19	0	0	.282
	LAA	10-9	3.41	26	26	0	0	0	0	129.1	117	50	49	17	6	47	0	98	3	1	.242
2019	— Salt Lake	3-3	9.68	10	10	1	0	0	0	48.1	73	53	52	16	2	10	0	44	0	1	.343
	LAA	4-10	6.42	19	13	0	1	0	0	82.2	92	61	59	24	2	27	0	75	1	0	.275
2020	— LAA	1-0	3.62	7	5	0	2	0	0	32.1	27	13	13	3	1	9	1	27	0	0	.223
MAJOR TOTALS		15-19	4.46	52	44	0	3	0	0	244.1	236	124	121	44	9	83	1	200	4	1	.252
MINOR TOTALS		27-27	4.12	101	88	2	2	1	1	458.2	502	244	210	43	14	89	0	378	31	3	.275

2020 SEASON

- ◆ Totaled seven games (five starts) for **Angels** throughout three Major League stints...Pitched out of bullpen in first two appearances (Aug. 18 & Aug. 25-Game 1) before joining starting rotation for remainder of regular season.
- ◆ Allowed three-or-fewer runs in all seven appearances and two-or-fewer runs in six of seven contests.
- ◆ Angels were victorious in each of his four September starts
- ◆ Held opponents to a .211 (19/90) average against off-speed pitches, including a .188 (12/64) mark against his slider.

MAJOR LEAGUE SUMMARY

2019

- ◆ Made 19 appearances (13 starts) for **Angels** across eight stints in Majors...Four of six relief appearances were as “primary” pitcher following an Opener.
- ◆ Earned win in first career relief appearance April 10 vs. Milwaukee (2.2 IP, 4 H, 1 ER, 0 BB, 3 SO)...Had pitched exclusively as a starter in Angels organization since July 2015, encompassing previous 96 combined MLB/ MiLB outings.
- ◆ Pitched to a 2-2 record with a 3.06 ERA (32.1 IP - 11 ER) at Angel Stadium compared with a 2-8 record and 8.58 ERA (50.1 IP - 48 ER) on the road.
- ◆ Had streak of three straight appearances with 6+ strikeouts June 6 – July 3, which tied for longest such streak by an Angels pitcher in 2019.
- ◆ In 10 games for Triple-A **Salt Lake**, was 3-3 with an 9.68 ERA (48.1 IP – 52 ER) and 44 strikeouts.

2018

- ◆ Entered 2018 ranked by *Baseball America* as #6 prospect in Angels organization and the top pitching exclusive prospect (RHP/DH Shohei Ohtani was ranked #1)...Ranked #7 by *MLB.com* in the Halos system.

BARRIA





2021 LOS ANGELES ANGELS

- ◆ After opening season with Triple-A **Salt Lake**, made Major League debut with **Angels** April 11 at Texas and earned win after tossing five innings and allowing one run on one hit (HR by Ryan Rua)...At 21 years, 267 days, was youngest A.L. pitcher to earn a win during 2018 season...Became youngest Angels player to make his Major League debut since Mike Trout (19 years, 335 days), July 8, 2011.
- ◆ Ranked third among American League rookies in wins, innings pitched, ERA (min. 75 IP) and batting average against...First Angels pitcher to record 10+ wins in his debut season since Jose Arredondo (10 wins in 2008).
- ◆ Pitched to a 2.47 ERA (62 IP – 17 ER) on the road, which ranked fourth in American League (min. 50 IP).
- ◆ Was first Angels rookie to make 26+ starts in a season since Scott Schoeneweis (27) in 2000.
- ◆ Carried no-hitter through first 5.1 innings of start on May 3 vs. Baltimore before allowing a single to Trey Mancini.
- ◆ Set career high with 12 consecutive scoreless innings pitched between Aug. 31 – Sept. 10.
- ◆ During start on April 22 vs. San Francisco, tossed 49 pitches in a scoreless first inning, including a Major League record 21-pitch at-bat vs. Brandon Belt (previous record was 20 pitches seen by Houston's Ricky Gutierrez vs. Cleveland RHP Bartolo Colon on June 26, 1998).

GENERATION GAP

When they faced off on June 1, 2018 at Angel Stadium, the 23 years, 55 days difference in age (8,456 total days) between Bartolo Colon (45 years, 8 days) and Jaime Barria (21 years, 318 days) was the largest in any Angels game in franchise history. The duo matched that record when they faced off again on Sept. 5 at Globe Life Park.

NOTABLE MINOR LEAGUE AWARDS AND HONORS

- ◆ **2017** Futures Game Selection...California League Mid-Season All-Star...Angels Organizational Pitcher of the Month for May and June...Angels Pitching Prospect of the Year (MLBPipeline.com).
- ◆ **2016** Midwest League Mid-Season All-Star.

CAREER TRANSACTIONS

- ◆ Apr. 11, 2013...Signed by **Angels** as international free agent.

PERSONAL/MISC

- ◆ Jaime Jonathan Barria Soto.
- ◆ Pitched for Tigres del Licey in Dominican Winter League during 2020-21 offseason.
- ◆ Married his wife Adrianys Rodriguez following the 2020 season...Welcomed first child, Oct. 15, 2020 with birth of daughter April.
- ◆ First Panama-born pitcher in Angels history...The only other player in franchise history who was born in Panama is Hall of Famer Rod Carew.
- ◆ Originally signed by Angels scout Roman Ocumarez.

MAJOR LEAGUE HITTING TOTALS

AVG	AB	H	HR	RBI
.000	7	0	0	0

CAREER FIELDING

POS	PCT	G	PO	A	E	TC	DP
P	1.000	52	16	13	0	29	1

BARRIA'S CAREER HIGHS

SEASON		GAME	
Wins	10 – 2018	SO	8 – Twice; 9/18/20 vs. TEX & 7/3/19 at TEX
Losses	10 – 2019	IP	7 – 5/15/18 vs. HOU
ERA	3.41 – 2018	R & ER	10 – 7/19/19 at SEA
IP	129.1 – 2018	BB	6 – 9/28/18 vs. OAK
SO	98 – 2018	H	10 – 4/27/19 at KC



2021 LOS ANGELES ANGELS



ANTHONY BEMBOOM #12

BORN: JAN. 18, 1990
BIRTHPLACE: ST. CLOUD, MN
MLB SERVICE: 1 YEAR, 58 DAYS
ACQUIRED: FROM TAMPA BAY FOR CASH CONSIDERATIONS, JULY 16, 2019
SIGNED THRU: 2021; UNDER CLUB CONTROL; 1 OPTION REMAINING

OPENING DAY AGE: 30
RESIDES: MALCOLM, NE

CATCHER

HEIGHT: 6-2

WEIGHT: 200

BATS: L

THROWS: R

BEMBOOM'S LIFETIME PLAYING RECORD

Year	Club	AVG	G	AB	R	H	2B	3B	HR	RBI	SH	SF	HBP	BB	IBB	SO	SB	CS	GDP	SLG	OBP	E
2012	— Orem	.250	40	124	15	31	3	0	2	20	0	1	1	16	1	21	1	0	3	.323	.338	4
2013	— Arkansas	.154	8	26	1	4	0	0	0	4	0	0	2	1	0	5	1	0	0	.154	.241	0
	Burlington	.245	61	229	35	56	11	0	8	25	3	1	0	21	0	43	0	1	3	.213	.307	8
	Inland Empire	.160	23	75	4	12	1	0	1	7	1	0	2	4	0	19	0	0	2	.213	.222	1
2014	— Burlington	.217	19	60	8	13	3	2	2	13	1	0	1	4	0	7	1	0	3	.433	.277	1
	Angels (AZL)	.167	2	6	3	1	0	1	0	0	0	0	0	3	0	2	0	0	0	.500	.444	0
	Inland Empire	.244	46	172	21	42	6	2	3	30	0	1	1	8	0	27	2	2	3	.355	.280	3
2015	— Arkansas	.253	80	257	29	65	7	1	5	35	7	4	0	23	0	60	2	1	3	.346	.310	4
2016	— Salt Lake	.261	47	157	20	41	8	3	1	13	4	0	0	16	0	31	5	2	2	.369	.329	6
	Arkansas	.146	25	82	6	12	3	0	0	1	0	0	1	7	1	17	0	2	1	.183	.222	2
2017	— Albuquerque	.278	45	133	20	37	8	2	4	20	1	1	1	24	1	30	0	0	1	.459	.390	3
2018	— Albuquerque	.232	70	211	25	49	10	0	5	29	1	2	3	32	2	49	0	0	5	.351	.339	2
2019	— Charlotte	.133	4	15	1	2	0	0	0	0	0	0	0	1	0	6	0	0	1	.133	.188	0
	Durham	.213	14	47	7	10	3	0	1	6	0	1	0	2	0	10	0	1	2	.340	.240	0
	TAMPA BAY	.400	3	5	0	2	1	0	0	1	0	0	0	0	0	2	0	0	0	.600	.400	0
	Rays (GCL)	.400	2	5	1	2	1	0	0	1	0	0	0	2	1	2	0	0	0	.600	.571	0
	Salt Lake	.316	16	57	7	18	1	2	2	10	0	0	0	7	0	9	0	0	0	.509	.391	1
	LAA	.102	22	49	2	5	0	0	1	3	1	0	0	1	0	19	0	0	0	.163	.120	0
2020	— LAA	.208	21	48	9	10	1	0	3	5	2	1	2	7	0	13	0	1	0	.417	.328	0
MAJOR TOTALS		.167	46	102	11	17	2	0	4	9	3	1	2	8	0	34	0	1	0	.304	.239	0
MINOR TOTALS		.239	502	1656	203	395	65	13	34	214	17	11	12	171	6	338	12	9	29	.355	.312	35

Disabling Injuries: 2019 — Left knee sprain; disabled May 17 (retro to May 15)-July 15

2020 SEASON

- ◆ In second Major League season with the **Angels**, eclipsed rookie numbers in hits, runs, home runs, RBI and walks...Recalled from the alternate site Aug. 15th and remained with the Club for the remainder of the year.
- ◆ Led all Halo backstops with a 41.2% caught stealing percentage (7 CS/17 SBA) and seven caught stealing.
- ◆ On Aug. 24 vs. Houston, became sixth traditional position player to pitch in franchise history...Worked one scoreless inning with one walk...First pitching appearance as a professional.

MAJOR LEAGUE SUMMARY

2019

- ◆ Spent parts of season playing in the **Rays** and **Angels** systems...Been on injured list after thumb injury in Spring Training...Combined to appear in eight games for Triple-A **Charlotte** and Triple-A **Durham** before getting first big league call up...Made Major League debut May 12 vs. Yankees...Was the oldest player to make their debut in Rays franchise history...Logged first career hit May 15 vs. Miami.
- ◆ Acquired by Angels July 16 and was optioned to Triple-A **Salt Lake**...Made two stints with the Halos...Registered a 46.2 caught stealing percentage (4 CS/11 SBA) with the Halos while his 49.7 strike rate (catcher framing) ranked second on the Club (min. 500 pitches) behind only Max Stassi (53.3%).

CAREER TRANSACTIONS

- ◆ June 6, 2012....Drafted by **Angels** in the 22nd round of the First-Year Player Draft.
- ◆ Dec. 8, 2016...Selected by **Rockies** from **Angels** in the Rule 5 Draft.
- ◆ Nov. 9, 2018...Signed as a free agent with **Rays**.
- ◆ July 16, 2019...Traded by **Rays** to **Angels** for cash considerations.





2021 LOS ANGELES ANGELS

PERSONAL/MISC

- ◆ Anthony John Bemboom
- ◆ Attended Creighton University (Omaha, NE) and studied Exercise Science...Favorite athletes growing up were Chipper Jones and Peyton Manning...Favorite movie was Wedding Crashers.
- ◆ Originally signed by Angels scout Drew Chadd.

CAREER FIELDING

POS	PCT	G	PO	A	E	TC	DP	PB
P	---	1	0	0	0	0	0	
C	1.000	45	305	15	0	320	2	4



BEMBOOM

2021 LOS ANGELES ANGELS



DENNY BRADY

#67

BORN: JAN. 18, 1997

OPENING DAY AGE: 24

BIRTHPLACE: VINELAND, NJ

RESIDES: VINELAND, NJ

ACQUIRED: SELECTED IN SEVENTH ROUND OF 2017 FIRST-YEAR PLAYER DRAFT

SIGNED THRU: 2021; UNDER CLUB CONTROL; 3 OPTIONS REMAINING



RHP

HEIGHT: 6-1

WEIGHT: 200

BATS: R

THROWS: R

NON-ROSTER INVITEE

BRADY'S LIFETIME PITCHING RECORD

Year	Club	W-L	ERA	G	GS	CG	GF	SHO	SV	IP	H	R	ER	HR	HB	BB	IBB	SO	WP	BK	BAA
2017	—Orem	1-1	4.43	13	0	0	2	0	0	20.1	23	14	10	2	1	4	0	24	2	0	.284
2018	—Burlington	0-5	4.72	13	13	0	0	0	0	47.2	51	29	25	1	3	15	0	47	5	0	.274
2019	—Inland Empire	3-9	3.64	17	10	0	3	0	0	76.2	78	40	31	4	5	25	0	86	9	0	.261
2020	—	<i>DID NOT PLAY - Participated at Angels Alternate Training Site</i>																			
MINOR TOTALS		4-15	4.11	43	23	0	5	0	0	144.2	152	83	66	7	9	44	0	157	16	0	.269

2020 SEASON

- ◆ Spent season at **Alternate Training Site** in Long Beach.
- ◆ Did not get selected to Angels active roster.

CAREER HIGHLIGHTS

- ◆ Enters 2021 ranked by *Baseball America* as #17 prospect in Angels organization and is seventh ranked pitcher.
- ◆ Across three minor league seasons, is averaging 9.8 strikeouts per nine innings and has a 3.58 strikeout to walk rate.
- ◆ Allowed two-or-fewer earned runs in eight of 10 starts for Adv.-A Inland Empire in 2019.

CAREER TRANSACTIONS

- ◆ June 13, 2017...Selected by **Angels** in seventh round of First-Year Player Draft (signed June 18, 2017 by Angels scout Ryan Leahy).

PERSONAL/MISC

- ◆ Dennis Francis Brady...On Twitter: @dbrady1783.
- ◆ 2021 marks first season as a non-roster invitee to Major League Spring Training.
- ◆ Is a 2015 graduate of Buena Regional HS (Buena, NJ)...Helped school win a Group 2 state championship his junior season.
- ◆ Pitched summer ball in 2016 for Newport (RI) Gulls in New England Collegiate Baseball League.
- ◆ Played freshman season of college at East Carolina University before transferring to Mercer County Community College (West Windsor, NJ).
- ◆ At Mercer, was named National Junior College Athletic Association Division 2 Pitcher of the Year in 2017...Posted a 0.96 ERA (84.1 IP - 9 ER) to lead leagu...Also tied for second with 11 victories and had the third most strikeouts (118)...Team reached NJCAA World Series.

BRADY





2021 LOS ANGELES ANGELS



DYLAN BUNDY

#37

BORN: NOV. 15, 1992

OPENING DAY AGE: 28

BIRTHPLACE: TULSA, OK

RESIDES: OWASSO, OK

MLB SERVICE: 5 YEARS, 26 DAYS

ACQUIRED: FROM BALTIMORE IN EXCHANGE FOR RHP KYLE BRADISH, RHP ISAAC MATTSOON, RHP KYLE BRNOVICH AND RHP ZACH PEEK, DEC. 4, 2019

SIGNED THRU: 2021; 3RD-YEAR ARB. ELIGIBLE

RHP

HEIGHT: 6-1

WEIGHT: 225

BATS: S

THROWS: R

BUNDY'S LIFETIME PITCHING RECORD

Year	Club	W-L	ERA	G	GS	CG	GF	SHO	SV	IP	H	R	ER	HR	HB	BB	IBB	SO	WP	BK	BAA
2012	Delmarva	1-0	0.00	8	8	0	0	0	0	30	5	2	0	0	2	2	0	40	1	0	.053
	Frederick	6-3	2.84	12	12	0	0	0	0	57	48	20	18	5	1	18	0	66	4	1	.233
	Bowie	2-0	3.24	3	3	0	0	0	0	16.2	14	7	6	1	0	8	0	13	1	0	.230
	BALTIMORE	0-0	0.00	2	0	0	2	0	0	1.2	1	0	0	0	0	1	0	0	0	0	.200
2013										INJURED — DID NOT PLAY											
2014	Aberdeen	0-1	0.60	3	3	0	0	0	0	15	10	1	1	0	0	3	0	22	1	0	.189
	Frederick	1-2	4.78	6	6	0	0	0	0	26.1	28	14	14	0	1	13	0	15	1	0	.283
2015	Bowie	0-3	3.68	8	8	0	0	0	0	22	21	10	9	0	1	5	0	25	2	0	.253
2016	BALTIMORE	10-6	4.02	36	14	0	6	0	0	109.2	109	52	49	18	6	42	4	104	0	0	.257
2017	BALTIMORE	13-9	4.24	28	28	1	0	1	0	169.2	152	82	80	26	7	51	0	152	0	0	.240
2018	BALTIMORE	8-16★	5.45	31	31	1	0	0	0	171.2	188	116	104	41	6	54	1	184	6	1	.274
2019	BALTIMORE	7-14	4.79	30	30	0	0	0	0	161.2	161	95	86	29	6	58	0	162	7	1	.256
2020	LAA	6-3	3.29	11	11	1	0	0	0	65.2	51	27	24	5	4	17	1	72	2	0	.208
MAJOR TOTALS		44-45	4.54	138	114	3	8	1	0	680	662	372	343	119	29	223	6	674	15	2	.253
MINOR TOTALS		10-9	2.59	40	40	0	0	0	0	167	126	54	48	6	5	49	0	181	10	1	.211

★ led or tied for league lead

Disabling Injuries: **2019** — Right knee tendinitis; disabled July 13 - July 23
2018 — Left ankle sprain; disabled June 26 - July 6
2015 — Right shoulder strain; disabled Sept. 24 - end of season

2020 SEASON

- ◆ In first season with **Angels**, finished ninth in American League Cy Young Award voting, receiving a third place vote and two fifth place votes...Marked first time receiving Cy Young votes in career.
- ◆ Recipient of 2020 Nick Adenhardt Award, which is voted on by Angels players to recognize the top pitching performer for the season.
- ◆ Ranked among A.L. leaders with six wins (T4th), a 1.04 WHIP (5th), a .208 (51/245) batting average against (6th), a 3.29 ERA (65.2 IP - 24 ER) (9th) and 72 strikeouts (T9th).
- ◆ Earned win July 25 at Oakland and became third pitcher to toss 6+ innings and allow four-or-fewer baserunners in his Angels debut, joining Don Lee (June 8, 1962) and Shohei Ohtani (April 1, 2018)...All three accomplished the feat against the Athletics.
- ◆ Tossed third career complete game, Aug. 6 at Seattle, allowing one earned run on four hits with no walks and 10 strikeouts... Marked first complete game for an Angels pitcher since Andrew Heaney, June 5, 2018 vs. KC.
- ◆ Registered a quality start in each of first four starts, becoming first pitcher to do so in first four games in an Angels uniform since Andrew Heaney (first six starts) in 2015...First right-hander to do so in first four games with LAA since Jered Weaver (9) in 2006.

GO THE DISTANCE

Since 2017, Dylan Bundy and Corey Kluber are the only American League pitchers with three complete games with 10+ strikeouts.

CAREER HIGHLIGHTS

- ◆ Veteran of six Major League seasons...Won 2020 Nick Adenhardt Award...Finished ninth in 2020 A.L. Cy Young Award voting...Made Major League debut for Baltimore Sept. 23, 2012 at 19 years, 313 days old.

2021 LOS ANGELES ANGELS



- ◆ Registered first Major League strikeout Apr. 21, 2016 vs. Toronto (Kevin Pillar)...Earned first Major League win May 27, 2016 at Cleveland (1.1 IP, 1 H)...Recorded first MLB win as a starter July 22, 2016 vs. Cleveland.
- ◆ Was Orioles top prospect according to *Baseball America* from 2012-16.

MAJOR LEAGUE SUMMARY

2019

- ◆ Led **Orioles** pitchers in starts (30), strikeouts (162), and innings pitched (161.2).
- ◆ Posted a 9.02 strikeouts per nine innings rate, his second-straight year with more strikeouts than innings pitched.
- ◆ Recorded at least 150 strikeouts for a third consecutive season, becoming first Orioles pitcher to strike out 150+ batters in three straight campaigns since Daniel Cabrera (2005-2007).
- ◆ Held opposing three-hole hitters to a .205 average (15-for-73), which was 12th-lowest mark in A.L.
- ◆ Went 2-2 in five outings (two quality starts) in May, posting a 2.64 ERA (30.2 IP - 9 ER), 0.98 WHIP, and .195 (22/113) average against.
- ◆ Pitched to a 6-6 record with a 3.93 ERA (100.2 IP - 44 ER) and eight quality starts in 18 night games.

2018

- ◆ Set new career-highs and led all **Orioles** pitchers with 31 starts, 184 strikeouts and 171.2 innings pitched...His 15 quality starts tied with Alex Cobb for team lead.
- ◆ Tossed second career complete game May 24 at White Sox and set career-high with 14 strikeouts.
- ◆ Became first pitcher in Orioles history with eight-or-more strikeouts in four straight road starts (Aug. 7, 2017-Apr. 4, 2018).
- ◆ In 10 starts in day games, was 6-1 with a 2.28 ERA (67 IP - 17 ER); the ERA was sixth-lowest in Majors (min. 60 IP).
- ◆ Went 3-0 with a 1.98 ERA (27.1 IP - 6 ER) and 25 strikeouts in four starts in June.
- ◆ Exited game May 8 vs. KC without recording an out; became the first Orioles pitcher to not record an out in a start since LHP Kurt Birkins on 9/15/07 (0.0 IP, 6 H, 6 ER, 1 HR) and first in MLB history to allow four HR without recording an out.
- ◆ Set franchise record allowing 41 home runs; most allowed in a single-season since Cincinnati's Bronson Arroyo surrendered 46 home runs in 2011.

2017

- ◆ In third season (second full year) with **Orioles**, set a career high (at the time) with 28 starts and won a career-high 13 games...His 13 wins also led Baltimore's staff and were tied for the 11th-most in A.L.
- ◆ During his 28 starts, Orioles went 16-12; only Baltimore starter with a winning record in his starts (min. two GS)...His 6.37 run support average was best among Baltimore starters and was third-highest in MLB.
- ◆ His 19 quality starts were tied for eighth-most in A.L...Had two streaks of at least five straight quality starts (eight straight from Apr. 5-May 12 and five straight from Aug. 1-29).
- ◆ His .301 opponents OBP and .240 opponents batting average (152/633) both ranked ninth-best in A.L.
- ◆ Had eight starts with eight-or-more strikeouts...Went 5-0 with a 2.50 ERA (54 IP - 15 ER) in those games.
- ◆ Made five starts in August, going 4-0 with a 2.00 ERA (36 IP - 8 ER), six walks and 45 strikeouts, while opponents hit .177 (23/130)...According to *ESPN Stats & Info*, his three starts with 10-or-more strikeouts in August were the most by any Orioles pitcher in the past 10 seasons...His 45 strikeouts in August were the most in any month in his career.
- ◆ Tossed first career complete game on Aug. 29 vs. Seattle, throwing a one-hit shutout with 12 strikeouts...Only hit allowed was bunt single by Kyle Seager in fourth inning...First Orioles individual one-hitter since Jason Hammel June 16, 2012 at Atlanta.

2016

- ◆ Entered year as **Orioles** top prospect, according to *Baseball America* and was rated as having the "Best Slider" in Baltimore organization.
- ◆ Made season debut with Baltimore in relief, Apr. 7 vs. Minnesota...Marked first Major League appearance since Sept. 23, 2012 (1,290 days between MLB games).
- ◆ Became 17th Orioles pitcher to record 10 wins in rookie season and first since Wei-Yin Chen (12 wins in 2012...Finished second among A.L. rookie pitchers (min. 100 IP) in strikeouts per nine innings (8.53) and was tied for third among A.L. rookies with 104 strikeouts).
- ◆ From July 22-Aug. 12, ranked tied for first in Majors in wins (four) and was fifth in strikeouts (32), posting a 1.84 ERA (29.1 IP - 6 ER) in that span.



In 2016 with Baltimore, Bundy defeated Angels LHP Greg Mahle in the annual Dairy Night Cow Milking Contest





2021 LOS ANGELES ANGELS

- ◆ As a starter, held opponents to a .231 average (63/273) as a starter and averaged 9.04 strikeouts per nine innings in those 14 outings...As a reliever, went 2-1 with a 3.08 ERA (38 IP - 13 ER) and 32 strikeouts...15 of 22 relief appearances were multi-inning outings.
- ◆ Named to Orioles A.L. Wild Card Game roster, but did not appear in game vs. Blue Jays (TOR won 5-2 in 11 inn.).

2015

- ◆ Made eight starts to begin season with Double-A **Bowie**, before being placed on disabled list May 28 (retroactive to 5/26) with a right shoulder strain for remainder of year.
- ◆ Returned in November to make two starts for **Peoria** in the Arizona Fall League.

2014

- ◆ Made return from “Tommy John” surgery with Single-A **Aberdeen** June 15...In nine starts, went a combined 1-3 with a 3.27 ERA (41.1 IP - 15 ER) between Aberdeen and Adv.-A **Frederick**.
- ◆ Placed on disabled list for Frederick with a right latissimus strain Aug. 14 and missed remainder of season.
- ◆ Named **Orioles** top prospect according to *Baseball America* and *Baseball Prospectus* following the season... Named a top 100 overall prospect by *MLB.com* (20)...Rated by *Baseball America* as having the “Best Curveball” in Baltimore organization.

2013

- ◆ Did not pitch for **Orioles** after Spring Training due to forearm discomfort later diagnosed as a flexor mass strain.
- ◆ Underwent “Tommy John” surgery on right elbow June 27, performed by Dr. James Andrews.
- ◆ Named Orioles top prospect by *Baseball America* following the season...Named a top 100 overall prospect in baseball by *Baseball Prospectus* (15), *MLB.com* (20), and *ESPN.com* (31).

2012

- ◆ Recalled from Double-A **Bowie** on 9/19, and made his Major League debut with **Orioles**, Sept. 23 at BOS (0.2 IP)...With debut at 19 years, 313 days old, became first Oriole to debut before turning 20 since RHP Mike Adamson, July 1, 1967 (19.291)...With Manny Machado, became first pair of Orioles teammates to debut in same season by age 20 since 1964 (Paul Blair and Frank Bertaina).
- ◆ Tossed scoreless ninth in home debut vs. Toronto, Sept. 25.
- ◆ Named winner of Jim Palmer Award for Orioles Minor League Pitcher of the Year...Went a combined 9-3 with a 2.08 ERA (103.2 IP - 24 ER) in 23 starts with three affiliates (119 SO, 28 BB)...Held minor league hitters to a .186 average (67/361), with right-handers batting .165 (39/236).
- ◆ Named Carolina League Mid-Season All-Star and *Baseball America* Minor League All-Star...Was Orioles Minor League Pitcher of the Month in April (30 consecutive scoreless IP).
- ◆ Named Orioles top prospect by *Baseball America* following the season.

NOTABLE MINOR LEAGUE AWARDS AND HONORS

- ◆ **2015** Arizona Fall League participant.
- ◆ **2012** MiLB.com Organization All-Star...*Baseball America* Minor League All-Star...Carolina League Mid-Season All-Star...Jim Palmer Minor League Pitcher of the Year.

CAREER TRANSACTIONS

- ◆ June 6, 2011...Selected by **Orioles** in first round (fourth overall) of 2011 First-Year Player Draft (signed Aug. 15, 2011).
- ◆ Dec. 4, 2019...Traded by **Orioles** to **Angels** for RHP Kyle Bradish, RHP Isaac Mattson, RHP Kyle Brnovich and RHP Zach Peek.

PERSONAL/MISC

- ◆ Dylan Matthew Bundy...On Twitter: @Dylan_Bundy.
- ◆ Dylan and his wife, Caitlin Smith, were married Nov. 28, 2020 in Bixby, Oklahoma.
- ◆ Older brother, Bobby, was eighth-round pick by Orioles in 2008 and pitched in Baltimore system from 2008-17.
- ◆ Represented Orioles in Dairy Night Cow Milking Contest, May 20, 2016 at Angel Stadium and defeated Angels LHP Greg Mahle in the competition...Became first visiting player to win the annual competition since Detroit’s Franklyn German in 2005.

BUNDY

2021 LOS ANGELES ANGELS



- ◆ Attended Owasso HS (Owasso, OK)...Named Gatorade National Player of the Year in 2011 and was Oklahoma's Gatorade State Player of the Year in 2009, 2010 and 2011...Went 11-0 with a 0.20 ERA, 158 strikeouts and five walks in 71 IP during senior season and batted .467 with 11 home runs and 54 RBI...Committed to University of Texas, before signing with Orioles out of high school.
- ◆ Considered a "fitness buff" and maximizes performance with a focus on health and nutrition.
- ◆ For three summers, starting at age 15, left home alone to pitch for a travel team in Texas.
- ◆ Played for Peoria in Arizona Fall League following 2015 season.
- ◆ Originally signed by Orioles Scout Ernie Jacobs.

MAJOR LEAGUE HITTING TOTALS

AVG	AB	H	HR	RBI
.100	10	1	0	0

CAREER FIELDING

POS	PCT	G	PO	A	E	TC	DP
P	.963	138	35	44	3	82	6

BUNDY'S CAREER HIGHS

	SEASON	SO	GAME
Wins	13 — 2017	IP	14 — 5/24/18 at CWS
Losses	16 — 2018	R	9 — 3 times; last, 8/6/20 at SEA
ERA	3.29 — 2020	ER	8 — Twice; 8/10/18 vs. BOS & 4/26/18 vs. TB
IP	171.2 — 2018	BB	7 — 7 times; last, 7/12/19 vs. TB
SO	184 — 2018	H	5 — 3 times; last, 9/18/19 vs. TOR
Win Streak	5 — 7/18-8/29/17		11 — 3 times; last, 8/15/18 vs. NYM



BUNDY





2021 LOS ANGELES ANGELS



TY BUTTREY

#31

BORN: MARCH 31, 1993

OPENING DAY AGE: 28

BIRTHPLACE: MATTHEWS, NC

RESIDES: GULFPORT, FL

MLB SERVICE: 2YEARS, 46 DAYS

ACQUIRED: FROM BOSTON WITH LHP WILLIAMS JEREZ FOR INF IAN KINSLER AND CASH CONSIDERATIONS, JULY 30, 2018

SIGNED THRU: 2021; UNDER CLUB CONTROL; 2 OPTIONS REMAINING

RHP

HEIGHT: 6-6

WEIGHT: 240

BATS: L

THROWS: R

BUTTREY'S LIFETIME PITCHING RECORD

Year	Club	W-L	ERA	G	GS	CG	GF	SHO	SV	IP	H	R	ER	HR	HB	BB	IBB	SO	WP	BK	BAA
2012	—Red Sox (GCL)	0-0	1.80	4	3	0	0	0	0	5	5	2	1	0	1	1	0	5	0	1	.278
2013	—Lowell	4-3	2.21	13	13	0	0	0	0	61	54	21	15	0	5	21	0	35	7	0	.242
2014	—Greenville	0-5	6.85	11	11	0	0	0	0	46	59	41	35	5	1	24	0	40	4	0	.306
	Red Sox (GCL)	0-0	1.80	2	2	0	0	0	0	5	2	1	1	0	1	1	0	4	0	0	.118
	Lowell	0-0	3.09	3	2	0	0	0	0	11.2	11	6	4	0	0	7	0	12	2	1	.244
2015	—Greenville	1-0	2.45	4	4	0	0	0	0	22	17	8	6	2	1	3	0	22	0	0	.210
	Salem	8-10	4.20	21	21	0	0	0	0	115.2	117	62	54	5	5	45	0	81	13	1	.268
2016	—Portland	1-9	4.44	33	9	0	5	0	0	79	80	52	39	6	7	46	0	52	5	1	.261
2017	—Portland	1-4	3.72	30	0	0	16	0	4	46	39	22	19	1	2	23	1	56	5	3	.234
	Pawtucket	1-1	7.64	10	0	0	5	0	0	17.2	21	16	15	2	0	10	0	18	4	0	.296
2018	—Pawtucket	1-1	2.25	32	0	0	11	0	1	44	36	16	11	4	3	14	0	64	2	1	.216
	Angels (AZL)	0-0	0.00	1	1	0	0	0	0	1	0	0	0	0	0	0	0	3	0	0	.000
	Salt Lake	0-1	2.25	4	0	0	0	0	0	4	2	1	1	0	0	1	0	7	1	0	.143
	LAA	0-1	3.31	16	0	0	4	0	4	16.1	15	7	6	0	0	5	0	20	0	1	.238
2019	—LAA	6-7	3.98	72	0	0	6	0	2	72.1	69	34	32	8	5	23	0	84	6	0	.247
2020	—LAA	2-3	5.81	27	0	0	14	0	5	26.1	28	18	17	4	1	9	3	18	2	0	.283
MAJOR TOTALS		8-11	4.30	115	0	0	24	0	11	115	112	59	55	12	6	37	3	122	8	1	.254
MINOR TOTALS		17-34	3.95	168	66	0	37	0	5	458	443	248	201	25	26	196	1	399	43	8	.254

2020 SEASON

- ◆ Completed third Major League season and led **Angels** with five saves and 14 games finished, while ranking second on Club with 27 appearances.
- ◆ Recorded at least four outs in three of his five saves, which tied with Baltimore's Cole Sulser for most in Majors.
- ◆ Pitched to a 1.84 ERA (14.2 IP - 3 ER) across 13 appearances in month of August.
- ◆ In April, was Angels representative in "MLB The Show Players League" video game tournament.

MAJOR LEAGUE SUMMARY

2019

- ◆ Led **Angels** relievers with 72 appearances and 84 strikeouts in second season in Majors.
- ◆ Allowed first home run of career May 20 vs. Minnesota (Miguel Sano), which snapped Angels record streak of 37 consecutive games without allowing a homer to begin a Major League career.
- ◆ Became first Angels pitcher with six wins in traditional relief appearances within team's first 100 games of a season since Scot Shields in 2006.
- ◆ Pitched to a 1.23 ERA (29.1 IP - 4 ER) from start of season through June 1...ERA ranked ninth in Majors in that span (min. 20 IP).
- ◆ Earned first win of Major League career April 13 at Wrigley Field after retiring only batter faced (Jason Heyward).
- ◆ Made Opening Day roster for first time in career...Opened season with 11.1 shutout innings in first 12 appearances.

IN THE PARK

Most consecutive appearances by Angels pitcher without allowing a home run to begin MLB career

PLAYER	GAMES	SEASONS
Ty Buttrey	37	2018-2019
Brendan Donnelly	36	2002
Bryan Harvey	34	1987-1988
Sherman Corbett	29	1988

2021 LOS ANGELES ANGELS



2018

- ◆ Made Major League debut with **Angels** Aug. 16 at Texas and worked one scoreless inning...Became 32nd different pitcher used by Angels in 2018, which set new club record (previous was 31 in 2017).
- ◆ Earned first career save Sept. 7 at White Sox with one perfect inning pitched.
- ◆ Recorded four saves within first 14 career games, joining Minnie Rojas (1966) as only Angels to do so...In that span pitched to a 0.59 ERA (15.1 IP - 1 ER) to begin career.
- ◆ Opened year with Triple-A **Pawtucket** and registered a 2.25 ERA (44 IP - 11 ER) in 32 games for PawSox.
- ◆ His 13.09 strikeouts per nine innings rate ranked second among International League relievers through end of July.
- ◆ Missed two weeks of season in late July on minor league disabled with right knee inflammation.
- ◆ Acquired by Angels July 30 along with LHP Williams Jerez in exchange for INF Ian Kinsler and cash considerations.
- ◆ Made one rehab appearance with **AZL Angels** before joining Triple-A **Salt Lake** Aug. 9.

NOTABLE MINOR LEAGUE AWARDS AND HONORS

- ◆ **2015** Red Sox Minor League Starting Pitcher of the Month (April).

CAREER TRANSACTIONS

- ◆ June 5, 2012...Selected by **Red Sox** in fourth round of 2012 First-Year Player Draft (signed June 15, 2012).
- ◆ July 30, 2018...Traded by **Red Sox** to **Angels** with LHP Williams Jerez for INF Ian Kinsler and cash considerations.

PERSONAL/MISC

- ◆ Ty Douglas Buttrey.
- ◆ Married Samantha Green, Dec. 30, 2017...Samantha hosts a YouTube channel called, "Behind The Lights" which features vlogs and interviews with a variety of athletes.
- ◆ Ty and Samantha Buttrey purchased an RV during the 2019-20 offseason and drove it cross country from Tampa to Anaheim prior to the 2020 regular season.
- ◆ Visited students at John Marshall Elementary School in Anaheim as part of Angels Baseball Foundation's Adopt-A-School Program in 2019.
- ◆ Participated in 2019 Aces & Athletes Poker Tournament and charity casino night at Angel Stadium..The event is presented by the Irvine Public Schools Foundation and Angels Baseball Foundation and helps fund scholarships and crucial programs for students in need.
- ◆ As part of Red Sox Rookie Development Program in January 2018, helped paint murals at the Dimock Center in Roxbury, MA, and visited patients at Boston Children's Hospital.
- ◆ Attended Major League Spring Training for first time in 2018 with Boston after being added to 40-man roster, Nov. 20, 2017.
- ◆ Played in 2017 Arizona Fall League for AFL Champion Peoria, representing Red Sox organization.
- ◆ In Red Sox organization, pitched primarily as a starter until moving to bullpen in June 2016.
- ◆ Attended Providence Senior HS (NC)...Went 9-2 with a 0.91 ERA (69 IP - 7 ER) during senior season.
- ◆ Ranked as #9 prospect in Angels system following the 2018 season by *Baseball America*.
- ◆ Named by *Baseball America* as having best changeup in Red Sox system following the 2017 season.
- ◆ Originally signed by Red Sox scout Quincy Boyd.

CAREER FIELDING

POS	PCT	G	PO	A	E	TC	DP
P	1.000	115	8	8	9	17	1

BUTTREY'S CAREER HIGHS

	SEASON	SO	GAME
Wins	6 — 2019	IP	3 — 8 times; last, 8/30/19 vs. BOS
Losses	7 — 2019	R	2.2 — 4/24/19 vs. NYY
ERA	3.98 — 2019	ER	5 — 9/22/18 at HOU
IP	72.1 — 2019	BB	4 — Twice; last, 9/5/19 at OAK
SO	84 — 2019	H	3 — 9/5/19 at OAK
			4 — 9/15/19 vs. TB

BUTTREY





2021 LOS ANGELES ANGELS



GRIFFIN CANNING

#47

BORN: MAY 11, 1996

OPENING DAY AGE: 24

BIRTHPLACE: MISSION VIEJO, CA

RESIDES: COTO DE CAZA, CA

MLB SERVICE: 1 YEAR, 153 DAYS

ACQUIRED: SELECTED IN SECOND ROUND OF 2017 FIRST-YEAR PLAYER DRAFT

SIGNED THRU: 2021; UNDER CLUB CONTROL; 3 OPTIONS REMAINING

RHP

HEIGHT: 6-2

WEIGHT: 180

BATS: R

THROWS: R

CANNING'S LIFETIME PITCHING RECORD

Year	Club	W-L	ERA	G	GS	CG	GF	SHO	SV	IP	H	R	ER	HR	HB	BB	IBB	SO	WP	BK	BAA
2018	Inland Empire	0-0	0.00	2	2	0	0	0	0	8.2	4	0	0	0	1	3	0	12	0	0	.133
	Mobile	1-0	1.97	10	10	0	0	0	0	45.2	27	11	10	2	1	19	0	49	4	0	.170
	Salt Lake	3-3	5.49	13	13	0	0	0	0	59	68	36	36	6	4	22	0	64	2	0	.294
2019	Salt Lake	1-0	0.56	3	3	0	0	0	0	16	13	2	1	0	0	2	0	17	1	0	.224
	LAA	5-6	4.58	18	17	0	1	0	0	90.1	80	46	46	14	8	30	0	96	9	1	.235
2020	LAA	2-3	3.99	11	11	0	0	0	0	56.1	54	29	25	8	1	23	0	56	5	0	.257
MAJOR TOTALS		7-9	4.36	29	28	0	1	0	0	146.2	134	75	71	22	9	53	0	152	14	1	.243
MINOR TOTALS		5-3	3.27	28	28	0	0	0	0	129.1	112	49	47	8	6	46	0	142	7	0	.234

Disabling Injuries: 2019 — Right elbow inflammation; disabled Aug. 23 (retro to Aug. 20) - end of season
Right elbow inflammation; disabled Aug. 4 (retro to Aug. 1) - Aug. 13

2020 SEASON

- ◆ In second Major League season with **Angels**, won 2020 American League Rawlings Gold Glove Award at pitcher... Second Angels pitcher to win the award, joining Mark Langston, who won five straight (1991-95)...At age-24, became second-youngest Angels player to win a Gold Glove (1B Jim Spencer -22 years old in 1970).
- ◆ Allowed three-or-fewer runs in eight off 11 starts and ranked third on Angels staff in innings pitched (56.1) and strikeouts (56).
- ◆ Set career high with 10 strikeouts in final start of regular season, Sept. 22 at San Diego.
- ◆ Finished year with 152 career strikeouts, which are second-most in Angels history through a pitcher's first 29 career games (one shy of Jered Weaver's Club record 153 strikeouts).
- ◆ Held opponents to a .182 (10/55) average against his curveball.
- ◆ Was one of eight A.L. pitchers with multiple pickoffs.

MAJOR LEAGUE SUMMARY

2019

- ◆ Began season with Triple-A **Salt Lake**, making three starts and allowing one earned run in 16 innings pitched (0.56 ERA) before receiving promotion to make Major League debut with **Angels**, April 30.
- ◆ With his debut, became first Angels draft pick to make MLB debut as starting pitcher with team since Garrett Richards (Aug. 10, 2011 at NYY)...Also became first player drafted by Billy Eppler as Angels general manager to reach the Majors and third player selected in the 2017 First-Year Player Draft to reach Majors, following: Kyle Wright (Braves - 5th overall pick) and Nick Margenievicius (Padres - 7th round).
- ◆ Set Angels record with 69 strikeouts through his first 12 career Major League games, breaking previous mark of 65 by Jered Weaver...Also broke Weaver's record with 77 strikeouts through 14 career games.
- ◆ Recorded 5+ strikeouts in each of first nine career games before having streak snapped June 21 at St. Louis... Became one of four players in A.L. history with 5+ strikeouts in each of his first nine career games, joining Masahiro Tanaka (first 11 games in 2014), Herb Score (first 10 games in 1955) and Orlando "El Duque" Hernandez (first nine games in 1998).
- ◆ Held opponents to a .184 average (9/49) against his curveball...Also kept opposing hitters to a .167 (22/132) average during first time through batting order in a game.
- ◆ Opponents swung and missed on 32.2% of swings, which was seventh highest rate in A.L. (min. 80 IP).

NOTABLE MINOR LEAGUE AWARDS AND HONORS

- ◆ **2018** Angels Organizational All-Star...Southern League Mid-Season All-Star (April & July)...Angels Minor League Pitcher of the Month (May).



2021 LOS ANGELES ANGELS



CAREER TRANSACTIONS

- ◆ June 7, 2014...Selected by **Rockies** in 38th round of First-Year Player Draft (did not sign).
- ◆ June 12, 2017...Selected by **Angels** in second round of First-Year Player Draft (signed June 16, 2017).

PERSONAL/MISC

- ◆ Griffin Alexander Canning...On Twitter: @griffin_canning.
- ◆ Originally signed by Angels scout Ben Diggins.
- ◆ Visited patients and their families at CHOC Children's in July 2019 alongside teammates Michael Hermosillo and Matt Thaiss.
- ◆ Selected as Angels' #2 prospect entering 2019 by *Baseball America* and the top pitching prospect in Halos organization...Also selected as having Best Slider in Angels system.
- ◆ Was starting pitcher in two combined no-hitters for Double-A **Mobile** in 2018...Pitched five no-hit innings Apr. 28 at Montgomery to combine with Matt Custred (3 IP) and Ryan Clark (1 IP) for Mobile's first no-hitter since 2013...Tossed 4.1 no-hit innings May 14 vs. Birmingham and combined with Greg Mahle (1.2 IP), Adrian Almeida (1.2 IP) and Ryan Clark (1.1 IP) for BayBears second no-hitter of season.
- ◆ After being drafted in June 2017, spent that summer at Angels minor league facility in Tempe, working on strength and conditioning.
- ◆ Since his days in youth travel ball, has written the initials "JRH" (Jeffrey Robert Hayek) on back of mound before each start...Jeffrey was the grandson of Canning's godmother (Diana) who suddenly passed away at age 10 from a blood clot in his brain in 2007... Although Griffin and Jeffrey never met, they both loved baseball and shared a connection through Diana.
- ◆ During final season at UCLA, led Pac-12 Conference in strikeouts (140) and innings pitched (119) and ranked third in ERA (2.34) and fourth in batting average against (.213)...Tabbed as a Collegiate Baseball All-American second team honoree and was selected to All-Pac-12 team...Named a 2017 Golden Spikes Award semifinalist.
- ◆ Attended Santa Margarita Catholic High School in Rancho Santa Margarita, CA.
- ◆ Off the field hobbies include hiking, surfing and photography.

CAREER FIELDING

POS	PCT	G	PO	A	E	TC	DP
P	.923	29	16	20	3	16	1

CANNING'S CAREER HIGHS

	SEASON		GAME
Wins	5 — 2019	SO	10 — 9/22/20 at SD
Losses	6 — 2019	IP	8.0 — 8/30/20 vs. SEA
ERA	3.99 — 2019	R & ER	6 — 7/4/19 at TEX
IP	90.1 — 2019	BB	6 — Twice; last, 8/7/20 at TEX
SO	96 — 2019	H	7 — 3 times; last, 7/4/19 at TEX
Win Streak	2 — 9/17-9/22/19		



CANNING





2021 LOS ANGELES ANGELS

JESSE CHAVEZ

#40

BORN: AUG. 21, 1983

OPENING DAY AGE: 37

BIRTHPLACE: SAN GABRIEL, CA

RESIDES: POMONA, CA

MLB SERVICE: 10 YEARS, 108 DAYS

ACQUIRED: SIGNED AS MINOR LEAGUE FREE AGENT, FEB. 25, 2021

SIGNED THRU: 2021



RHP

HEIGHT: 6-1

WEIGHT: 175

BATS: R

THROWS: R

NON-ROSTER INVITEE

CHAVEZ'S LIFETIME PITCHING RECORD

Year	Club	W-L	ERA	G	GS	CG	GF	SHO	SV	IP	H	R	ER	HR	HB	BB	IBB	SO	WP	BK	BAA
2003	—Spokane	2-2	4.55	17	8	0	1	0	1	55.1	63	30	28	5	7	31	0	48	4	0	.286
2004	—Clinton	6-10	4.68	27	22	0	1	0	0	123	148	75	64	8	3	35	1	96	4	0	.306
2005	—Bakersfield	0-0	2.22	11	0	0	5	0	2	24.1	16	6	2	0	9	0	31	1	0	.182	
	—Frisco	4-3	5.68	31	0	0	8	0	1	57	71	43	36	10	2	25	2	27	7	0	.316
2006	—Frisco	2-5	4.42	38	0	0	22	0	4	59	54	33	29	5	2	28	3	70	7	0	.245
	—Indianapolis	2-1	4.24	12	0	0	1	0	0	17	18	9	8	0	0	9	1	15	0	0	.273
	—Oklahoma	0-0	4.50	1	0	0	1	0	0	2	3	1	1	0	0	0	0	3	0	0	.333
2007	—Indianapolis	3-3	3.92	46	1	0	12	0	2	80.1	94	41	35	4	1	17	1	65	3	0	.290
2008	—Indianapolis	2-6	3.80	51	0	0	27	0	14	68.2	58	30	29	8	0	22	4	70	6	0	.225
	—PITTSBURGH	0-1	6.60	15	0	0	6	0	0	15	20	11	11	2	0	9	2	16	2	0	.328
2009	—PITTSBURGH	1-4	4.01	73	0	0	24	0	0	67.1	69	33	30	11	1	22	3	47	5	0	.264
2010	—ATLANTA	3-2	5.89	28	0	0	16	0	0	36.2	40	24	24	6	1	12	3	29	0	0	.278
	—KANSAS CITY	2-3	5.88	23	0	0	10	0	0	26	29	20	17	5	0	11	4	16	2	0	.279
2011	—Omaha	2-4	3.75	45	0	0	30	0	16	57.2	63	30	24	6	0	16	3	54	4	0	.281
	—KANSAS CITY	0-0	10.57	4	0	0	3	0	0	7.2	12	9	9	3	0	5	0	8	0	0	.353
2012	—Las Vegas	8-5	3.98	19	17	1	1	0	1	95	90	45	42	10	1	20	0	86	5	1	.246
	—TORONTO	1-1	8.44	9	2	0	2	0	0	21.1	25	22	20	6	2	10	1	27	0	0	.281
	—Sacramento	0-0	1.80	2	1	0	1	0	1	10	8	2	2	0	0	2	0	9	0	0	.285
	—OAKLAND	0-0	18.90	4	0	0	1	0	0	3.1	9	7	7	1	1	1	0	3	1	0	.474
2013	—Sacramento	2-2	2.70	5	5	0	0	0	0	30	35	16	9	1	1	5	0	26	0	0	.285
	—OAKLAND	2-4	3.92	35	0	0	16	0	1	57.1	50	27	25	3	3	20	4	55	5	0	.230
2014	—OAKLAND	8-8	3.45	32	21	0	5	0	0	146	142	64	56	17	5	49	3	136	7	0	.253
2015	—OAKLAND	7-15	4.18	30	26	0	3	0	1	157	164	78	73	18	2	48	2	136	3	0	.268
2016	—TORONTO	1-2	4.57	39	0	0	6	0	0	41.1	43	22	21	9	2	10	0	42	1	0	.269
	—LOS ANGELES (NL)	11-0	4.21	23	0	0	3	0	0	25.2	28	14	12	3	0	8	3	21	0	0	.277
2017	—LAA	7-11	5.35	38	21	0	6	0	0	138	148	83	82	28	2	45	2	119	1	0	.276
2018	—TEXAS	3-1	3.51	30	0	0	15	0	1	56.1	58	23	22	10	0	12	1	50	1	0	.262
	—CHICAGO (N.L.)	2-1	1.15	32	0	0	11	0	4	39	26	5	5	3	0	5	0	42	0	0	.190
2019	—TEXAS	3-5	4.85	48	9	0	5	0	1	78	82	48	42	12	5	22	0	72	1	0	.267
2020	—TEXAS	0-0	6.88	18	0	0	5	0	0	17	20	13	13	6	1	7	0	13	0	0	.303
MAJOR TOTALS		41-58	4.52	481	79	0	137	0	8	933	965	503	469	143	25	296	28	832	29	0	.266
A.L. TOTALS		34-50	4.65	310	79	0	77	0	4	749.1	782	416	387	118	23	240	17	677	22	0	.267
N.L. TOTALS		7-8	4.02	171	0	0	60	0	4	183.2	183	87	82	25	2	56	11	155	7	0	.260
MINOR TOTALS		33-41	4.15	305	54	1	110	0	42	679.1	721	361	313	59	17	219	15	600	41	1	.273

Disabling Injuries: 2020 — Left big toe sprain; disabled Aug. 24 (retro to Aug. 23) - Sept. 6
 2019 — Right posterior elbow impingement; disabled Aug. 13 - end of season
 2015 — Fractured rib; disabled Sept. 16 - end of season

2020 SEASON

- ◆ Ranked third on **Rangers** staff with 18 relief appearances.
- ◆ On 10-day injured list from Aug. 23- Sept. 5 with sprained left big toe...Was also sidelined with right shoulder weakness when original Spring Training was halted in March, a product of surgery at the end of 2019, but reported healthy for Summer Camp in July.
- ◆ Pitched to a 3.18 ERA (5.2 IP - 2 ER) with no HR allowed in final six games following return from IL.
- ◆ Issued seven walks to 77 total batters faced...Went seven straight appearances with no walks from July 29- Aug. 16.

2021 LOS ANGELES ANGELS



CAREER HIGHLIGHTS

- ◆ Returns for second stint with Angels, after previously spending 2017 season making 38 appearances (21 starts) for Halos...Made Angels debut in 2017 Home Opener, Apr. 7 vs. OAK and became first pitcher in franchise history to win a regular season home opener in his Angels debut.
- ◆ Has pitched for nine different Major League teams and has been a member of 10 different organizations throughout his 18-year professional career...Has been traded eight times.
- ◆ Enters 2021 as one of three pitchers with at least 425 career innings pitched as both a starter and reliever, alongside Tommy Hunter and Wade Davis (ELIAS).
- ◆ Pitched 17.1 scoreless innings in May 2019 for Rangers across 13 appearances, which marked most scoreless innings in any month for any pitcher in Rangers history...Streak ultimately totaled 23 innings from May 5 - June 12, 2019, which was second longest A.L. streak for season and longest by a Ranger since Cole Humes' 24 IP scoreless streak in 2017.
- ◆ Following trade to Cubs, July 19, 2018, pitched to a 1.15 ERA (39 IP - 5 ER) with a 8.40 SO/BB ratio in 32 appearances...Retired first 13 batters faced in a Cubs uniform, marking longest streak for Chicago since LaTroy Hawkins in 2004 (also, 13).
- ◆ In 2014 with Oakland, became first pitcher on an Athletics Opening Day roster since at least 1914 to pitch 6+ innings and allow one-or-fewer earned runs in each of first four starts of a season.
- ◆ Led Pirates and all Major League rookies with 73 appearances in 2009.
- ◆ Made Major League debut with Pittsburgh Aug. 27, 2008 vs. Chicago Cubs...Earned first Major League win Sept. 6, 2009 vs. St. Louis...Recorded first career save July 7 at Kansas City after tossing four scoreless innings.
- ◆ For career, owns a 3.85 ERA (593 IP - 254 ER) before All-Star Break compared with 5.63 (323 IP - 2022 ER) in second half.

POSTSEASON SUMMARY

- ◆ Made only postseason appearance of career with **Cubs** in **2018** N.L. Wild Card Game vs. Colorado...Worked one scoreless inning and allowed one hit in Chicago's 2-1 loss in 13 innings at Wrigley Field.
- ◆ Did not get selected to **Dodgers** roster for **2016** postseason.
- ◆ Was on **Athletics** roster for **2013** ALDS vs. Detroit, but did not pitch.

WILD CARD TOTALS

Year	Club, Opp.	W-L	ERA	G	GS	CG	SHO	SV	IP	H	R	ER	BB	SO
2018	CHC, COL	0-0	0.00	1	0	0	0	0	1.0	1	0	0	0	0

CAREER TRANSACTIONS

- ◆ June 5, 2001...Selected by **Cubs** in 39th round of 2001 First-Year Player Draft (did not sign).
- ◆ June 4, 2002...Selected by **Rangers** in 42nd round of 2002 First-Year Player Draft (signed May 17, 2003 by Rangers scout Steve Flores).
- ◆ July 31, 2006...Traded by **Rangers** to **Pirates** for RHP Kip Wells.
- ◆ Nov. 3, 2009...Traded by **Pirates** to **Rays** for INF Akinori Iwamura.
- ◆ Dec. 11, 2009...Traded by **Rays** to **Braves** for RHP Rafael Soriano.
- ◆ July 31, 2010...Traded by **Braves** with OF Gregor Blanco and LHP Tim Collins to **Royals** for OF Rick Ankiel and RHP Kyle Farnsworth.
- ◆ Oct. 21, 2011...Selected off waivers from **Royals** by **Blue Jays**.
- ◆ Aug. 24, 2012...Traded by **Blue Jays** to **Athletics** for cash considerations.
- ◆ Nov. 20, 2015...Traded by **Athletics** to **Blue Jays** for RHP Liam Hendricks.
- ◆ Aug. 1, 2016...Traded by **Blue Jays** to **Dodgers** for RHP Mike Bolsinger.
- ◆ Nov. 11, 2016...Signed one-year contract with **Angels**.
- ◆ Feb. 23, 2018...Signed one-year contract with **Rangers**.
- ◆ July 19, 2018...Traded by **Rangers** to **Cubs** for LHP Tyler Thomas.
- ◆ Nov. 30, 2018...Signed two-year contract with **Rangers**.
- ◆ Feb. 25, 2021...Signed by **Angels** as minor league free agent.

PERSONAL/MISC

- ◆ Jesse David Chavez.
- ◆ Jesse and wife, Crystal, have three daughters: Criste, Stevee, and Dannie Rae...Crystal has worked as a longshoreman.
- ◆ Attended A.B. Miller HS (Fontana, CA), which is located 45 miles from Angel Stadium and Riverside Community College (CA), which is located 38 miles from The Big A.
- ◆ Was 18-5 in two seasons at Riverside, including 11-5 with a 1.93 ERA in 16 games as a sophomore.
- ◆ Honored as 2008 Indianapolis Indians Pitcher of the Year, while with Pittsburgh's Triple-A affiliate.
- ◆ Played in Arizona Fall League representing Pirates organization following 2006 and 2007 seasons.

CHAVEZ



2021 LOS ANGELES ANGELS

ALEX CLAUDIO

#58

BORN: JAN. 31, 1992

OPENING DAY AGE: 29

BIRTHPLACE: SAN JUAN, PR

RESIDES: JUNCOS, PR

MLB SERVICE: 5 YEARS, 114 DAYS

ACQUIRED: SIGNED AS MAJOR LEAGUE FREE AGENT, DEC. 16, 2020

SIGNED THRU: 2021; SIGNED ONE-YEAR CONTRACT, DEC. 16, 2020



LHP

HEIGHT: 6-3

WEIGHT: 190

BATS: L

THROWS: L

CLAUDIO'S LIFETIME PITCHING RECORD

Year	Club	W-L	ERA	G	GS	CG	GF	SHO	SV	IP	H	R	ER	HR	HB	BB	IBB	SO	WP	BK	BAA
2010	Rangers (AZL)	0-1	6.60	12	1	0	5	0	0	15	19	11	11	1	1	6	2	13	0	1	.311
2011	Rangers (AZL)	4-0	2.13	15	0	0	4	0	1	25.1	20	8	6	1	3	9	1	29	0	1	.222
	Spokane	1-0	0.00	1	0	0	0	0	0	3	2	0	0	0	0	1	0	2	0	0	.200
2012	Rangers (AZL)	4-0	1.79	14	3	0	4	0	1	45.1	36	11	9	1	1	5	0	54	2	2	.222
2013	Hickory	3-1	1.15	24	0	0	18	0	11	47	22	7	6	2	0	7	0	62	0	2	.139
	Frisco	1-5	2.84	21	0	0	3	0	0	31.2	28	16	10	2	1	11	1	29	1	0	.243
2014	Myrtle Beach	4-0	1.09	17	2	0	8	0	4	49.1	38	9	6	2	2	9	0	56	2	2	.216
	Frisco	2-2	2.17	8	6	0	0	0	0	37.1	31	17	9	1	1	2	0	22	1	1	.223
	Round Rock	0-1	3.38	2	1	0	0	0	0	5.1	6	2	2	0	0	2	0	6	0	0	.300
	TEXAS	0-0	2.92	12	0	0	5	0	0	12.1	14	4	4	0	0	4	0	14	0	1	.280
2015	Round Rock	3-1	2.93	29	0	0	6	0	0	40	43	13	13	2	1	7	0	35	2	1	.283
	TEXAS	1-1	2.87	18	0	0	6	0	0	15.2	12	6	5	4	1	6	2	13	1	0	.211
2016	Round Rock	0-0	0.55	6	0	0	3	0	1	16.1	7	1	1	0	0	4	1	8	0	0	.135
	TEXAS	4-1	2.79	39	0	0	15	0	0	51.2	55	19	16	2	1	10	0	34	0	0	.270
2017	TEXAS	4-2	2.50	70	1	0	38	0	11	82.2	71	26	23	5	2	15	4	56	0	3	.235
2018	TEXAS	4-2	4.48	66	1	0	20	0	1	68.1	91	35	34	4	3	13	3	41	0	1	.329
2019	MILWAUKEE	2-2	4.06	83★	0	0	9	0	0	62	57	29	28	8	6	24	2	44	1	0	.246
2020	MILWAUKEE	0-0	4.26	20	0	0	7	0	1	19	18	10	9	2	1	6	0	15	2	0	.243
MAJOR TOTALS		15-8	3.44	311	2	0	100	0	13	311.2	318	129	119	25	14	78	11	217	4	5	.266
A.L. TOTALS		13-6	3.20	208	2	0	84	0	12	230.2	243	90	82	15	7	48	9	158	1	5	.273
N.L. TOTALS		2-2	4.11	103	0	0	16	0	1	81	75	39	37	10	7	30	2	59	3	0	.245
MINOR TOTALS		22-11	2.08	149	13	0	51	0	18	315.2	252	95	73	12	10	63	5	316	8	10	.222

★ led or tied for league lead

Disabling Injuries: 2018 — Left ankle sprain; disabled July 14 (retro to July 11) - July 21
2015 — Left groin strain; disabled Sept. 1 - end of season

2020 SEASON

- ◆ Made 20 appearances for **Brewers**, which ranked fourth on Milwaukee's staff.
- ◆ Opposing batters averaged an 81.7 MPH exit velocity, which was lowest rate in Majors.
- ◆ Ranked 10th in Majors (fifth in N.L.) with hard-hit rate (exit velocity of 95+ MPH) of 25.4%.
- ◆ Recorded only save of season (and 13th of career), Aug. 15 at Chicago Cubs, marking first save since Apr. 14, 2018 for Texas at Houston.
- ◆ Signed one-year contract with **Angels**, Dec. 16.

CAREER HIGHLIGHTS

- ◆ Made Major League debut with Texas, Aug. 13, 2014 vs. Tampa Bay... Earned first Major League win, May 7, 2015 at Tampa Bay... Recorded first Major League save, May 5, 2017 at Seattle.
- ◆ Named 2017 Rangers Pitcher of the Year as voted on by Dallas/Fort Worth Chapter of BBWAA.
- ◆ In 2019, led Majors with career-high 83 appearances, which tied Ken Sanders (1971) for Milwaukee's franchise record.

DID YOU KNOW?

Entering 2021, Alex Claudio is one of eight active players with zero career errors committed (min. 300 defensive innings)

2021 LOS ANGELES ANGELS



MAJOR LEAGUE SUMMARY

2019

- ◆ In first season with **Brewers**, led Majors with career-high 83 appearances, which tied Ken Sanders (1971) for Milwaukee's franchise record.
- ◆ Stranded 33 of 46 (71.7%) of inherited runners.
- ◆ Pitched to a 2.88 ERA (40.2 IP - 13 ER) across last 54 appearances.
- ◆ Non-tendered by Milwaukee, Dec. 2, but re-signed with Brewers on a one-year deal, Dec. 9.

2018

- ◆ Made 66 appearances for **Rangers**, which led Texas pitching staff for second consecutive year...Matched career best with four wins.
- ◆ Posted a 1.80 ERA (10 IP - 2 ER) across final 11 appearances of season and held opponents to a .206 (7/34) average.
- ◆ Stranded 28 of 38 (73.7%) inherited runners.
- ◆ Made only start of season (second of career), Sept. 15 at San Diego, as an "Opener."
- ◆ Traded to **Brewers**, Dec. 13 in exchange for Competitive Balance Round A selection.

2017

- ◆ Named **Rangers** Pitcher of the Year as voted on by Dallas/Fort Worth Chapter of BBWAA.
- ◆ Made Opening Day roster for first time in career and set career bests in wins (4), saves (11), ERA (2.50), innings pitched (82.2) and strikeouts (56).
- ◆ Totaled 70 appearances, which led **Rangers** and tied for eighth in American League...Ranked tied for third in A.L. with 78.2 relief innings pitched...Ranked sixth in A.L. with a 2.29 (78.2 IP - 20 ER) relief ERA...14 appearances of two-or-more innings were seventh-most in A.L.
- ◆ Retired first batter faced in 50 of 69 appearances (72.5%) and stranded 31 of 44 (70.5) inherited runners.
- ◆ Made first Major League start, May 2 at Houston (ND; 4 IP, 4 H, 3 ER, 0 BB, 1 SO)...Received start after Cole Hamels was injured while warming up.
- ◆ Recorded first Major League save, May 5 at Seattle.

2016

- ◆ In four stints with **Rangers**, went 4-1 with a 2.79 ERA (51.2 IP - 16 ER) and 34 strikeouts across 39 appearances.
- ◆ Tossed two-or-more innings in 11 outings, which was tied for 10th most by an American League reliever.
- ◆ Posted a 1.77 ERA (35.2 IP - 7 ER) over last 27 appearances.
- ◆ Made six relief appearances at Triple-A **Round Rock** and posted a 0.55 ERA, allowing just one run in 16.1 innings.

2015

- ◆ Totaled 18 appearances across three Major League stints with **Rangers** and registered a 2.87 ERA (15.2 IP - 5 ER) while holding opponents to a .211 (12/57) batting average.
- ◆ Earned first Major League win, May 7 at Tampa Bay.
- ◆ Missed final month of season on disabled list with a left groin strain.
- ◆ Went 3-1 with a 2.93 ERA (40 IP - 13 ER) in 29 minor league appearances with Triple-A **Round Rock**.

2014

- ◆ Made Major League debut with **Rangers**, Aug. 13 vs. Tampa Bay and retired all three batters faced...Recorded first career strikeout vs. Kevin Kiermaier, his first career batter faced.
- ◆ Totaled 15 relief appearances for Texas and pitched to a 2.92 ERA (12.1 IP - 4 ER) with 14 strikeouts...Stranded seven of 12 inherited runners (58.3%) and retired first batter faced in 10 of 15 outings (66.7%).
- ◆ Opened year with Adv.-A **Myrtle Beach** and made 17 appearances (two starts), before being promoted to Double-A Frisco in June...Pitched in eight games (six starts) for **Frisco** and was promoted to Triple-A **Round Rock** for two games (one start) prior to Major League call-up.
- ◆ Combined to post a 6-3 record with four saves and a 1.66 ERA (92 IP - 17 ER) across his 27 minor league games.

POSTSEASON SUMMARY

- ◆ Was on **Rangers** disabled list for final month of 2015 regular season and was not on postseason roster.
- ◆ Made postseason debut in 2016 with **Rangers**, during ALDS vs. Toronto...Worked 3.2 scoreless innings in Game 1 at Globe Life Park allowing two hits and two walks...Tossed 1.1 shutout frames in Game 3 at Rogers Center, allowing one hit and one walk...Induced three double plays across his two appearances.
- ◆ Was on **Brewers** postseason rosters in 2019 and 2020, but did not appear in Milwaukee's 2019 Wild Card Game loss at Washington or 2020 Wild Card Series at Los Angeles (Dodgers swept series 2-0).

DIVISION SERIES TOTALS

Year	Club, Opp.	W-L	ERA	G	GS	CG	SHO	SV	IP	H	R	ER	BB	SO
2016—	TEX, TOR	0-0	0.00	2	0	0	0	0	5	3	0	0	3	0





2021 LOS ANGELES ANGELS

CAREER TRANSACTIONS

- ◆ June 8, 2010...Selected by **Rangers** in 27th round of 2010 First-Year Player Draft (signed June 11, 2010).
- ◆ Dec. 13, 2018...Traded by **Rangers** to **Brewers** for Competitive Balance Round A selection.
- ◆ Dec. 9, 2019...Signed a one-year contract with **Brewers**.
- ◆ Dec. 16, 2020...Signed a one-year contract with **Angels**.

PERSONAL/MISC

- ◆ Alexander Claudio.
- ◆ Alex and wife Daianne have two sons, Lexiel and Adrian.
- ◆ Graduated from Isabel Flores High School in Juncos, Puerto Rico.
- ◆ Is first ever Major League player from Juncos...Has a mural painted in his honor at Estadio Nini Meaux in Juncos.
- ◆ Following 2017 season, assisted with Hurricane Maria relief efforts and provided baseball clinics in his hometown of Juncos, Puerto Rico.
- ◆ Enjoys playing video games in free time.
- ◆ Has played in Puerto Rican Winter League nearly every offseason of career...Played four seasons with Leones de Ponce (2010-11 — 2013-14), before joining Indios de Mayaguez (2014-15 — present)...Represented Puerto Rico during 2015-16 Caribbean Series and pitched in three games...Also pitched for Puerto Rico in 2017 World Baseball Classic.
- ◆ Originally signed by Rangers scout Frankie Thon.

WORLD BASEBALL CLASSIC TOTALS

Year	Club	W-L	ERA	G	GS	CG	SHO	SV	IP	H	R	ER	BB	SO
2017	Puerto Rico	0-0	0.00	2	0	0	0	0	1.2	0	0	0	1	1

CAREER FIELDING

POS	PCT	G	PO	A	E	TC	DP
P	1.000	311	17	72	0	89	8

CLAUDIO'S CAREER HIGHS

	SEASON		GAME
Wins	4 — 2016, 2017, 2018	SO	4 — Twice; last, 7/7/18 at DET
Losses	2 — 2017, 2018, 2019	IP	4.1 — 5/10/16 vs. CWS
Saves	11 — 2017	R & ER	4 — Twice; last, 6/12/18 at LAD
ERA	2.50 — 2017	BB	4 — 5/25/15 at CLE
IP	82.2 — 2017	H	5 — 4 times; last, 8/21/20 at PIT
SO	56 — 2017		

ANGELS MILESTONE WINS

Win	Date	Opponent	Score	Winning Pitcher
1	April 11, 1961	@ Bal	7-2	Eli Grba
500	June 28, 1967	vs. Was	4-2	Minnie Rojas
1,000	Sept. 29, 1973	vs. Min	4-3	Bill Singer
1,500	July 22, 1980	vs. Det	6-4	Andy Hassler
2,000	Sept. 17, 1986	vs. KC	3-1	Doug Corbett
2,500	May, 11, 1993	vs. Min	5-3	Scott Sanderson
3,000	April, 30, 2000	vs. TB	5-2	Kent Bottenfield
3,500	Sept. 23, 2005	vs. TB	7-5	Scot Shields
4,000	June 14, 2011	@ Sea	4-0	Jered Weaver
4,500	May 21, 2017	@ NYM	12-5	Jesse Chavez

2021 LOS ANGELES ANGELS



#38

ALEX COBB

BORN: OCT. 7, 1987

BIRTHPLACE: BOSTON, MA

MLB SERVICE: 9 YEARS, 61 DAYS

ACQUIRED: FROM BALTIMORE WITH CASH CONSIDERATIONS IN EXCHANGE FOR INF JAHMAI JONES, FEB. 2, 2021

SIGNED THRU: 2021; SIGNED FOUR-YEAR CONTRACT W/ BAL, MAR. 21, 2018

OPENING DAY AGE: 33

RESIDES: VERO BEACH, FL



RHP

HEIGHT: 6-3

WEIGHT: 205

BATS: S

THROWS: R

COBB'S LIFETIME PITCHING RECORD

Year	Club	W-L	ERA	G	GS	CG	GF	SHO	SV	IP	H	R	ER	HR	HB	BB	IBB	SO	WP	BK	BAA
2006	Princeton	0-0	5.19	6	1	0	1	0	0	8.2	9	7	5	3	0	3	0	8	1	0	.265
2007	Hudson Valley	5-6	3.54	16	16	0	0	0	0	81.1	78	36	32	4	4	31	0	62	2	1	.259
2008	Columbus	9-7	3.29	25	25	0	0	0	0	139.2	113	59	51	16	16	35	0	97	3	2	.224
2009	Charlotte	8-5	3.03	24	23	0	0	0	0	124.2	116	49	42	6	9	31	1	107	8	2	.249
2010	Montgomery	7-5	2.71	23	22	0	0	0	0	119.2	120	47	36	7	4	35	1	128	5	0	.262
2011	Durham	5-1	1.87	12	12	0	0	0	0	67.1	61	19	14	4	2	16	0	70	1	0	.251
	TAMPA BAY	3-2	3.42	9	9	0	0	0	0	52.2	49	21	20	3	1	21	1	37	2	0	.244
2012	Durham	1-4	4.14	8	8	0	0	0	0	41.1	44	21	19	1	2	18	0	44	2	0	.267
	TAMPA BAY	11-9	4.03	23	23	2	0	1	0	136.1	130	67	61	11	9	40	2	106	8	1	.254
2013	TAMPA BAY	11-3	2.76	22	22	1	0	0	0	143.1	120	46	44	13	3	45	4	134	5	1	.228
	Charlotte (1)	0-1	4.32	3	3	0	0	0	0	8.1	8	4	4	0	1	4	0	8	0	0	.258
2014	TAMPA BAY	10-9	2.87	27	27	0	0	0	0	166.1	142	56	53	11	10	47	1	149	8	0	.231
	Charlotte (1)	1-0	0.00	1	1	0	0	0	0	5	3	0	0	0	0	0	0	9	2	0	.176
2015										INJURED — DID NOT PLAY											
2016	Charlotte (1)	0-2	6.75	4	4	0	0	0	0	6.2	7	5	5	0	0	3	0	5	0	0	.387
	Durham (1)	0-1	6.60	4	4	0	0	0	0	15	24	13	11	3	1	5	0	10	0	0	.259
	TAMPA BAY	1-2	8.59	5	5	0	0	0	0	22	32	22	21	5	0	7	0	16	0	0	.337
2017	TAMPA BAY	12-10	3.66	29	29	0	0	0	0	179.1	175	78	73	22	6	44	2	128	8	1	.254
2018	BALTIMORE	5-15	4.90	28	28	1	0	0	0	152.1	172	93	83	24	4	43	5	102	4	1	.284
2019	BALTIMORE	0-2	10.95	3	3	0	0	0	0	12.1	21	16	15	9	0	2	0	8	0	0	.362
2020	BALTIMORE	2-5	4.30	10	10	0	0	0	0	52.1	52	27	25	8	2	18	0	38	1	0	.252
	MAJOR TOTALS	55-57	3.88	156	156	4	0	1	0	917	893	426	395	106	35	267	15	718	36	4	.254
	MINOR TOTALS	36-32	3.19	126	119	0	1	0	0	617.2	583	260	219	44	39	181	2	548	24	5	.253

(1) rehab assignment

- Disabling Injuries:** **2020** — disabled Sept. 4-11
2019 — Lumbar surgery; disabled Apr. 28 (retro to Apr. 27) - end of season
 Lumbar strain; disabled Apr. 9 (retro to Apr. 6) - Apr. 20
 Right groin strain; disabled Mar. 25 - Apr. 4
2017 — Turf toe on right big toe; disabled Aug. 8-24
2016 — Recovery from right elbow surgery; disabled Apr. 3 - Aug. 29
2015 — Right elbow surgery; disabled Apr. 5 (retro to Mar. 27) - end of season
2014 — Left oblique strain; disabled Apr. 13 - May 22
2013 — Concussion; disabled June 16 - Aug. 15
2011 — Rib cage surgery; disabled Aug. 7 - end of season

2020 SEASON

- ◆ Led **Orioles** pitching staff with 52.1 innings pitched, tied for the Club lead with 10 starts and ranked second with 38 strikeouts.
- ◆ Went 1-1 with a 2.61 ERA (19.2 IP - 6 ER) across his first four starts...Became third pitcher in Baltimore history to allowed two-or-fewer earned runs and four-or-fewer hits in each of his first four starts of a season...Opponents batted .175 (13/75) with three home runs allowed over this span.
- ◆ Missed one start while on injured list from Sept. 4-11.
- ◆ Registered quality starts in each of final two starts of season...Combined to allow three earned runs in 13 IP (2.08 ERA) with nine strikeouts.





2021 LOS ANGELES ANGELS

CAREER HIGHLIGHTS

- ◆ Veteran of nine Major League seasons with Rays (2011-17) and Orioles (2018-20).
- ◆ Made Major League debut with Tampa Bay, May 1, 2011 vs. Angels at Tropicana Field.
- ◆ Awarded 2017 Paul C. Smith Champion Award by the Tampa Bay Chapter of the BBWAA, given to the Rays player who best exemplifies the spirit of true professionalism on and off the field.
- ◆ Named one of three finalists for 2017 Rawlings American League Gold Glove Award (ultimately won by Marcus Stroman).

MAJOR LEAGUE SUMMARY

2019

- ◆ Was scheduled to start Opening Day for **Orioles**, but was placed on injured list with a right groin strain, Mar. 25; second time in career an injury caused him to miss starting on Opening Day (also 2015 with Rays).
- ◆ Started Orioles home opener, Apr. 4 vs. NYY (5.2 IP, 5 H, 2 ER, 2 HR, 1 BB, 4 SO).
- ◆ Limited to just three starts for season; placed on injured list three different times (3/25-4/4, right groin strain; 4/9-20, lumbar strain; and 4/28-end of season, lumbar surgery).

2018

- ◆ In first season with **Orioles**, ranked tied for first (with Dylan Bundy) among Baltimore's starters with 15 quality starts and third with 102 strikeouts...Made 28 total starts, the second-most he's made in a season (29, 2017), and also ranked tied for second among Orioles pitchers.
- ◆ Tossed fourth career complete game Aug. 18 at Cleveland; his first since Aug. 31, 2013 at Oakland.
- ◆ Made 11 starts after All-Star Break, posting a 3-3 record and a 2.56 ERA (59.2 IP - 17 ER); his ERA ranked fifth among A.L. pitchers (min. 10 second half starts).
- ◆ Run support average of 3.43 was the third-lowest in Majors and was lowest for any season in his career.
- ◆ Went winless in 11 starts at Camden Yards, marking first time in Orioles history that a starter went winless at home (min. 10 starts).

2017

- ◆ In final season with **Rays**, was awarded Paul C. Smith Champion Award by the Tampa Bay Chapter of the BBWAA, given to the Rays player who best exemplifies the spirit of true professionalism on and off the field.
- ◆ Was a finalist for Rawlings American League Gold Glove Award at pitcher.
- ◆ Set career highs in wins (12), innings pitched (179.1), and starts (29).
- ◆ Ranked third in American League with a 2.46 home ERA (84 IP - 23 ER) in 13 starts.
- ◆ Led Majors (min. 20.0 IP) with a 1.00 ERA (27 IP - 3 ER) in four starts during Interleague play.
- ◆ Recorded five pickoffs, tied for A.L. lead with Detroit's Daniel Norris; and tied for third-most in Tampa Bay history.. According to Baseball America's 2017 Best Tools survey, his pickoff move was ranked first in A.L.
- ◆ From June 9-July 26, tossed at least six innings in nine consecutive starts; longest streak of his career.

2016

- ◆ Returned from Tommy John surgery to make five starts for **Rays**.
- ◆ Made season debut Sept. vs. Toronto, going 705 days between Major League starts.
- ◆ Earned first win of the season Sept. 14 at Toronto (6.2 IP, 2 H, 1 ER, 3 BB, 4 SO) marking first win since Sept. 23, 2014 at BOS, going 722 days in between wins.
- ◆ Made eight rehab starts between Adv.-A **Charlotte** and Triple-A **Durham**.

2015

- ◆ Missed entire season with **Rays**..Underwent "Tommy John" surgery May 14; was performed by Dr. James Andrews in Pensacola, Fla.
- ◆ Made three Spring Training starts before leaving last start Mar. 17 at Philadelphia with elbow tightness.
- ◆ Had been named Tampa Bay's Opening Day starter prior to injury.

2014

- ◆ With **Rays**, ranked sixth in American League with a 2.87 ERA (166.1 IP - 53 ER); fourth-best ERA in Rays history.
- ◆ Made 14 starts post All-Star break, recording a 1.79 ERA (90.1 IP - 18 ER); which was fourth-lowest in Majors in that span and broke David Price's club record of 2.27 set in 2012.
- ◆ Set a club record by making 12-straight starts allowing two runs or fewer (July 9-Sept. 11).
- ◆ Received lowest run support in A.L. at 3.63 R/9 IP.
- ◆ Held opponents to a .325 slugging percentage and .619 OPS, each ranked fourth in A.L.
- ◆ Snapped his franchise record streak of 82.1 consecutive homerless innings Sept. 28 at Cleveland.
- ◆ Had three double digit strikeout games (June 13 at HOU, July 23 at STL, and July 29 vs. MIL).
- ◆ Tossed 7.1 no-hit innings to start game on Sept. 11 at Yankees before allowing a double to Chris Young; the longest road no-hit bid in Rays history at the time.

2021 LOS ANGELES ANGELS



2013

- ◆ In third season with **Rays**, was 19.2 innings shy of qualifying with fourth-best ERA in A.L. (2.76; 143.1 IP - 44 ER); his .228 (120/527) opponents batting average would have ranked sixth.
- ◆ Went 7-0 with a 2.81 ERA (83.1 IP - 26 ER) in 13 home starts.
- ◆ On May 10 vs. Padres, became first pitcher in Major League history to strike out 13 batters in an outing lasting fewer than 5.0 innings...In third inning, became the second pitcher in Rays history to strike out four batters in one inning (also, Jeremy Hellickson)...Became first pitcher in Major League history to strike out all four batters faced in an inning, but still allow a run (Will Venable reached on dropped third strike, stole two bases and scored on a balk).
- ◆ Named the A.L. Player of the Week, Sept. 22 after going 2-0, 1.65 ERA (16.1 IP - 3 ER), 22 SO in two starts.
- ◆ Sideline from June 16-Aug. 14 after suffering a concussion from a line drive off the bat of Eric Hosmer, June 15.

2012

- ◆ Started season with Triple-A **Durham**...Recalled May 19 and made season debut with **Rays** that day vs. Braves.
- ◆ Received a decision in club-record 18 straight starts from July, 24, 2011-Aug. 13, 2012, going 8-10 in this stretch.
- ◆ Tossed first career shutout Aug. 23 vs. OAK, allowing four hits in a 5-0 Rays win.

2011

- ◆ Made Major League debut with **Rays**, May 1 vs. Angels (4.1 IP, 4 H, 4 ER, HR, 4 BB, 3 SO).
- ◆ Earned his first Major League win June 7 at Angels (6.1 IP, 7 H, 1 ER, 0 BB, 3 SO).
- ◆ Won his first three career decisions; becoming first Rays pitcher ever to do so.
- ◆ Went 5-1 with a 1.87 ERA (67.1 IP - 14 ER) and 70 strikeouts for Triple-A **Durham**...Lowered his ERA in each of his first six minor league seasons (2006-2011) with every promotion.

POSTSEASON SUMMARY

- ◆ Made postseason debut in **2013** with **Rays**, and earned win at Cleveland in Wild Card Game after tossing 6.2 scoreless innings.
- ◆ Started Game 3 of ALDS vs. Boston and did not factor in decision (5 IP, 5 H, 3 R, 2 ER, 2 BB, 5 SO).

WILD CARD GAME TOTALS

Year	Club, Opp.	W-L	ERA	G	GS	CG	SHO	SV	IP	H	R	ER	BB	SO
2013	— TB, CLE	1-0	0.00	1	1	0	0	0	6.2	8	0	0	1	5

DIVISION SERIES TOTALS

Year	Club, Opp.	W-L	ERA	G	GS	CG	SHO	SV	IP	H	R	ER	BB	SO
2013	— TB, BOS	0-0	3.60	1	1	0	0	0	5.0	5	3	2	2	5

NOTABLE MINOR LEAGUE AWARDS AND HONORS

- ◆ **2008** South Atlantic League Mid-Season All-Star.

CAREER TRANSACTIONS

- ◆ June 6, 2006...Selected by **Devil Rays** in fourth round of 2006 First-Year Player Draft (signed July 20, 2006).
- ◆ Mar. 21, 2018...Signed by **Orioles** as a free agent.
- ◆ Feb. 2, 2021...Traded by **Orioles** with cash considerations to **Angels** for INF Jahmai Jones.

PERSONAL/MISC

- ◆ Alexander Miller Cobb.
- ◆ Alex and wife, Kelly, have two daughters, Chloe and Everly.
- ◆ Older brother, R.J., is a U.S. Army commander (4th Brigade, 101st Airborne) and was awarded a Purple Heart for his time in Iraq.
- ◆ Has a Schnauzer mixed breed named Oscar, who won a poll on MLB.com as MLB's "best baseball dog"...Cobb found Oscar as a stray in Port Charlotte during Spring Training in 2015 and eventually adopted him...Oscar appeared in the Orioles BARCS Pet Calendar in 2018.
- ◆ Attended Vero Beach HS (Vero Beach, FL) and is school's first alumni to play in Majors.
- ◆ As a child, served as a Dodgers bat boy during Spring Training for three years in Vero Beach.
- ◆ Mother, Lindsay Miller-Cobb, was a nurse practitioner who passed away from a stroke at age 49, while Alex was a senior in high school...His father, Rick, is an accountant
- ◆ Originally signed by Tampa Bay scout Kevin Elfering.

COBB



2021 LOS ANGELES ANGELS

MAJOR LEAGUE HITTING TOTALS

AVG	AB	H	HR	RBI
.087	23	2	0	1

CAREER FIELDING

POS	PCT	G	PO	A	E	TC	DP
P	.939	156	65	135	13	213	9

COBB'S CAREER HIGHS

	SEASON		GAME
Wins	12 — 2017	SO	13 — 5/10/13 vs. SD
Losses	15 — 2018	IP	9 — Twice; 8/18/18 at CLE & 8/23/12 vs. OAK
ERA	2.76 — 2013	R & ER	9 — 3 times; last, 4/20/19 (Game 2) vs. MIN
IP	179.1 — 2017	BB	5 — 7/16/12 vs. CLE
SO	149 — 2014	H	14 — 6/3/17 at SEA
Win Streak	7 — 6/29-8/21/14		

COBB



2021 LOS ANGELES ANGELS



#78

DAVIS DANIEL

BORN: JUNE 11, 1997

BIRTHPLACE: ATLANTA, GA

ACQUIRED: SELECTED IN SEVENTH ROUND OF 2019 FIRST-YEAR PLAYER DRAFT

SIGNED THRU: 2021; UNDER CLUB CONTROL; 3 OPTIONS REMAINING

OPENING DAY AGE: 23

RESIDES: MONTGOMERY, AL



RHP

HEIGHT: 6-1

WEIGHT: 190

BATS: R

THROWS: R

NON-ROSTER INVITEE

DANIEL'S LIFETIME PITCHING RECORD

Year	Club	W-L	ERA	G	GS	CG	GF	SHO	SV	IP	H	R	ER	HR	HB	BB	IBB	SO	WP	BK	BAA	
2019	—																					
2020	—																					

INJURED - DID NOT PLAY

DID NOT PLAY - No Minor League Season

2020 SEASON

- ◆ Did not get selected to **Angels** Player Pool for 2020 season.

CAREER HIGHLIGHTS

- ◆ Enters 2021, looking to pitch in a regular season game for first time since starting Auburn's Opening Night game in 2019, when he suffered an elbow injury after 2.0 innings pitched that would require Tommy John surgery.
- ◆ Participated in Angels Fall Instructional League following 2020 season.
- ◆ With Auburn, pitched 5.1 scoreless innings and took no-decision in Game 3 of 2018 Gainesville Super Regionals at Florida (Gators would win 3-2 in 11 innings).
- ◆ Played in Cape Cod League for Brewster Whitecaps during summer of 2017 and for Chatham Anglers in summer of 2018.

CAREER TRANSACTIONS

- ◆ June 11, 2016...Selected by **Cubs** in 34th round of First-Year Player Draft (did not sign).
- ◆ June 6, 2018...Selected by **Brewers** in 11th round of First-Year Player Draft (did not sign).
- ◆ June 4, 2019...Selected by **Angels** in seventh round of First-Year Player Draft (signed June 27, 2019 by Angels scout Todd Hogan).

PERSONAL/MISC

- ◆ Robert Davis Daniel...On Twitter: @Davis_Daniel13.
- ◆ 2021 marks first season as a non-roster invitee to Major League Spring Training.
- ◆ Underwent Tommy John surgery during final season at Auburn University (surgery performed by Dr. James Andrews in Pensacola, FL, Apr. 26, 2019)...Rehabbed at Angels minor league facilities in Tempe after being selected in seventh round of 2019 Draft.
- ◆ Played three collegiate seasons at Auburn, where he studied in college of business...Despite being sidelined with elbow injury, was able to travel with team to Omaha for Auburn's first College World Series appearance since 1997.
- ◆ Named to Spring SEC Academic Honor Roll in 2019.
- ◆ Graduated from St. James HS (Montgomery, AL)...Had an 11-1 record with a 0.70 ERA as a senior and also set school record with 137 strikeouts in 70 innings...Was ranked by *Perfect Game* as top RHP in state of Alabama.

DANIEL





2021 LOS ANGELES ANGELS



REID DETMERS

#48

BORN: JULY 8, 1999

OPENING DAY AGE: 21

BIRTHPLACE: NOKOMIS, IL

RESIDES: CHATHAM, IL

ACQUIRED: SELECTED IN FIRST ROUND (10TH OVERALL) OF 2020 FIRST-YEAR PLAYER DRAFT

SIGNED THRU: 2021; UNDER CLUB CONTROL; 3 OPTIONS REMAINING

LHP

HEIGHT: 6-2

WEIGHT: 210

BATS: L

THROWS: L

NON-ROSTER INVITEE

DETMERS' LIFETIME PITCHING RECORD

Year	Club	W-L	ERA	G	GS	CG	GF	SHO	SV	IP	H	R	ER	HR	HB	BB	IBB	SO	WP	BK	BAA	
2020	LAA																					

DID NOT PLAY — Participated at Angels Alternate Training Site

2020 SEASON

- Selected by **Angels** in first round (10th overall) in 2020 First-Year Player Draft.
- After signing with Angels, June 28, was part of Player Pool and spent 2020 season at Alternate Training Site in Long Beach...Did not appear in a game for Angels.
- Prior to being drafted, played abbreviated junior season at University of Louisville going 3-0 with a 1.23 ERA (22 IP – 3 ER) while leading ACC with 48 strikeouts across his four starts...Struck out 10+ batters in three of four outings, including a 15-strikeout performance in final start of the season at Wake Forest before season was shut down.

CAREER HIGHLIGHTS

- Enters 2021 ranked by *Baseball America* as Angels #4 prospect and the #2 pitching prospect...Is also rated as having Best Curveball and Best Control in Angels system.
- Spent 2020 regular season at Angels Alternate Training Site after being selected in first round of 2020 Draft.
- Pitched for USA Collegiate National Team in summer of 2019...Went 2-0 in three starts with just one run allowed in 12 innings...Picked up wins over Chinese Taipei and Japan, allowing one hit in each start and holding both teams scoreless.

CAREER TRANSACTIONS

- June 14, 2017...Selected by **Braves** in 32nd round of First-Year Player Draft (did not sign).
- June 10, 2020...Selected by **Angels** in first round (10th overall) of First-Year Player Draft (signed June 28, 2020 by Angels scout John Burden).

PERSONAL/MISC

- Reid Kristien Detmers...On Twitter: @RDetmers.
- 2021 marks first season as a non-roster invitee to Major League Spring Training (also attended 2020 Summer Camp).
- Played three collegiate seasons at University of Louisville, where he majored in sport administration...Selected as All-American in 2019 and 2020...In 2019 was named ACC Pitcher of the Year, All-ACC First Team and was a semifinalist for Golden Spikes Award and Dick Howser Award...Set Louisville's single-season strikeout record in 2019 with 167 and tied program record for wins (13).
- Graduated from Glenwood HS (Chatham, IL), where he played final prep season and finished senior season with a 9-2 record, 1.87 ERA and 153 strikeouts...Named to All-State First Team.
- Played first three high school seasons at Nokomis HS (Nokomis, IL)...Received All-Conference honors all four years of high school.
- Grew up as a St. Louis Cardinals fan...Favorite football team is Chicago Bears...Favorite movies are The Sandlot and Major League.
- Father, Kris Detmers, played six seasons in minors as a left-handed pitcher after being drafted in the 22nd round of 1993 draft by St. Louis...Grandfather played college football.

DETMERS

2021 LOS ANGELES ANGELS



#36

JAKE FARIA

BORN: JULY 30, 1993

BIRTHPLACE: LA PALMA, CA

MLB SERVICE: 1 YEAR, 168 DAYS

ACQUIRED: SIGNED AS MINOR LEAGUE FREE AGENT, NOV. 23, 2020

SIGNED THRU: 2021; SIGNED ONE-YEAR CONTRACT; 0 OPTIONS REMAINING

OPENING DAY AGE: 27

RESIDES: LAS VEGAS, NV



RHP

HEIGHT: 6-4

WEIGHT: 230

BATS: R

THROWS: R

NON-ROSTER INVITEE

FARIA'S LIFETIME PITCHING RECORD

Year	Club	W-L	ERA	G	GS	CG	GF	SHO	SV	IP	H	R	ER	HR	HB	BB	IBB	SO	WP	BK	BAA
2011	—Rays (GCL)	0-1	2.87	6	2	0	0	0	0	15.2	15	6	5	1	0	1	0	14	0	0	.250
2012	—Princeton	3-4	5.14	13	5	0	1	0	0	42	44	25	24	6	4	9	0	34	3	0	.272
2013	—Princeton	3-3	2.02	12	12	0	0	0	0	62.1	53	21	14	2	2	9	0	71	5	0	.227
2014	—Bowling Green	7-9	3.46	23	23	1	0	1	0	119.2	113	60	46	9	3	32	0	107	9	0	.248
2015	—Charlotte	10-1	1.33	12	10	0	0	0	0	74.1	51	13	11	1	0	22	0	63	3	0	.199
	—Montgomery	7-3	2.51	13	13	0	0	0	0	75.1	52	25	21	5	1	30	0	96	2	0	.194
2016	—Montgomery	1-6	4.21	14	14	0	0	0	0	83.1	64	39	39	5	1	36	0	93	5	0	.211
	—Durham	4-4	3.72	13	13	0	0	0	0	67.2	46	31	28	7	1	32	0	64	1	0	.190
2017	—Durham	6-1	3.07	11	11	0	0	0	0	58.2	44	23	20	7	1	22	0	84	4	0	.204
	—TAMPA BAY	5-4	3.43	16	14	0	1	0	0	86.2	71	35	33	11	5	31	0	84	6	0	.225
2018	—TAMPA BAY	4-4	5.40	17	12	0	1	0	0	65	60	39	39	9	3	33	1	50	2	0	.248
	—Charlotte (1)	0-0	4.50	1	1	0	0	0	0	2	2	1	1	1	0	1	0	0	0	0	.286
	—Durham (1)	2-1	4.60	7	5	0	0	0	0	29.1	25	19	15	5	0	13	1	28	1	0	.227
2019	—Durham	6-2	4.07	23	7	0	3	0	1	59.2	55	29	27	8	0	26	0	74	2	0	.246
	—TAMPA BAY	0-0	2.70	7	0	0	1	0	0	10	10	3	3	2	0	7	0	11	0	0	.250
	—San Antonio	1-1	2.35	6	0	0	2	0	0	7.2	8	2	2	1	0	5	0	8	0	0	.276
	—MILWAUKEE	0-1	11.42	9	0	0	3	0	0	8.2	18	12	11	3	1	5	0	8	3	0	.439
2020	—MILWAUKEE	<i>DID NOT PLAY — Participated at Brewers Alternate Training Site</i>																			
MAJOR TOTALS		9-9	4.54	49	26	0	6	0	0	170.1	159	89	86	25	9	76	1	153	11	0	.249
MINOR TOTALS		50-36	3.26	154	116	1	6	1	1	697.2	572	294	253	58	13	238	1	736	35	0	.223

(1) rehab assignment

2020 SEASON

- ◆ Was part of **Brewers** Player Pool and worked out at Alternate Training Site in Appleton, Wisc.
- ◆ Released by Milwaukee, Sept. 18 and did not appear in a Major League game during 2020 season.

CAREER HIGHLIGHTS

- ◆ Made Major League debut with Rays, June 7, 2017 in start vs. White Sox (W; 6.1 IP, 3 H, 1 ER, 2 BB, 5 SO).
- ◆ Went 4-0 with a 2.00 ERA (45 IP - 10 ER) over first seven MLB games (all quality starts)...ERA ranked fourth in Majors during that span (June 7-July 14, 2017), trailing Corey Kluber (1.44), Jacob deGrom (1.53) and Max Scherzer (1.64).
- ◆ Selected as Southern League All-Star (2016), Florida State League All-Star (2015) & Midwest League All-Star (2014).

CAREER TRANSACTIONS

- ◆ June 7, 2011...Selected by **Rays** in 10th round of First-Year Player Draft (signed June 29, 2011 by Rays scout Jake Wilson).
- ◆ July 31, 2019...Traded by **Rays** to **Brewers** for INF Jesús Aguilar.
- ◆ Nov. 23, 2020...Signed with **Angels** as minor league free agent.

PERSONAL/MISC

- ◆ Jacob Daniel Faria (fuh-REE-uh)...On Twitter: @JDFaria34.
- ◆ Married wife, Jessica Soto, Nov. 16, 2018...Couple attended high school together (Gahr HS, Cerritos, CA).
- ◆ Committed to pitch at Cal State Fullerton before signing with Tampa Bay.
- ◆ Grew up as an Angels fan in La Palma, CA... Family were Angels Season Seat Holders...Modeled pitching delivery after former Angels RHP Jered Weaver.
- ◆ Entered 2016 and 2017 seasons as eighth-best prospect in Rays organization according to *Baseball America*.
- ◆ Enjoys cars and playing golf in free time.





2021 LOS ANGELES ANGELS

DAVID FLETCHER

#22

BORN: MAY 31, 1994**BIRTHPLACE:** ORANGE, CA**MLB SERVICE:** 2 YEARS, 111 DAYS**ACQUIRED:** SELECTED IN THE SIXTH ROUND OF THE 2015 FIRST-YEAR PLAYER DRAFT**SIGNED THRU:** 2021; UNDER CLUB CONTROL; 3 OPTIONS REMAINING**OPENING DAY AGE:** 26**RESIDES:** CYPRESS, CA**INFIELDER****HEIGHT: 5-9****WEIGHT: 185****BATS: R****THROWS: R**

FLETCHER'S LIFETIME PLAYING RECORD

Year	Club	AVG	G	AB	R	H	2B	3B	HR	RBI	SH	SF	HBP	BB	IBB	SO	SB	CS	GDP	SLG	OBP	E
2015	Orem	.331	37	160	28	53	12	4	0	30	1	1	1	16	0	9	11	4	4	.456	.391	6
	Burlington	.283	32	120	18	34	4	1	1	10	1	1	2	12	0	13	6	1	2	.358	.358	3
2016	Inland Empire	.275	78	324	42	89	12	1	3	31	6	2	1	22	0	43	15	3	10	.346	.321	6
	Arkansas	.300	20	80	10	24	6	0	0	6	0	0	0	3	0	13	1	0	2	.375	.325	0
2017	Mobile	.276	64	243	32	67	14	1	1	22	2	2	4	21	1	30	12	5	8	.354	.341	1
	Salt Lake	.254	47	205	27	52	6	1	2	17	3	0	3	6	0	25	8	1	2	.322	.285	3
2018	Salt Lake	.350	58	254	55	89	25	5	6	37	1	1	3	16	0	21	7	2	8	.569	.394	4
	LAA	.275	80	284	35	78	18	2	1	25	3	2	3	15	0	34	3	0	7	.353	.316	2
2019	LAA	.290	154	596	83	173	30	4	6	49	1	1	0	55	2	64	8	3	8	.384	.350	8
2020	LAA	.319	49	207	31	66	13	0	3	18	1	2	0	20	0	25	2	1	4	.425	.376	6
MAJOR TOTALS		.292	283	1087	149	317	61	6	10	92	5	5	3	90	2	123	13	4	19	.386	.346	16
MINOR TOTALS		.282	278	1132	157	319	54	8	7	116	13	6	11	80	1	133	53	14	28	.362	.334	19

Disabling Injuries: 2020 — left ankle sprain; disabled Sept. 3 (retro to Aug. 31) - Sept. 12.

2020 SEASON

- ◆ Completed third big league season with the **Angels** and led the Club in average, hits and doubles...The .319 average ranked third in the American League (10th in the Majors) while his 66 hits were good for fifth (T11th in the Majors)...Was the third-hardest player to strike out in the Junior Circuit (5th in Majors), registering a 9.20 PA/K rate and paced the Majors in with a 92% contact rate.
- ◆ Received a 10th place vote for American League MVP.
- ◆ Recognized by MLB, Aug. 17, for the "Play of the Week"...Was the first Halo infielder to win the honors since Albert Pujols in 2012... Logged career-best 16-game hit streak from July 31-Aug. 17.
- ◆ Saw action at four different positions: shortstop (27), second base (15), third base (8) and right field (1).
- ◆ Ranked third on the Club in fWAR (1.6), trailing Rendon and Trout.

CONTACT INFO

Since the start of the 2018 season, David Fletcher (9.85 PA/K) has been the second-hardest player in the Majors to strike out (min. 1,100 PA) and owns the Majors tops contact percentage (91.3%).

MAJOR LEAGUE SUMMARY

2019

- ◆ In second big league season and first full, led **Angels** in games (154), hits (173) and doubles (30) and ranked second in average (.290) behind only Mike Trout (.291)...Last Halo with more hits in a single season was Howie Kendrick (181) in 2014...Was the first Halo third baseman with 30 doubles in a season since Chone Figgins (30 2B's) in 2009 (min. 50% of games at third).
- ◆ Appeared defensively at five different positions: third base (90), shortstop (39), second base (42), left field (21) and right field (2)... Prior to 2019, had never started a game in the outfield at any of the following levels: high school, college, minors, Major Leagues.
- ◆ Named a finalist for the Rawlings Gold Glove Award at third base (award won by Oakland's Matt Chapman)...His six errors at third were tied for the second-fewest in A.L. (min. 600 innings) while his .970 fielding percentage ranked fourth... Combined to post an American League-leading .982 fielding percentage at all five positions (min. 1300 innings).

A HIT RECORD

Most Hits Thru First 275 Career Games in Franchise History...

Player	Hits
Mike Trout	333
Darin Erstad	327
Garret Anderson	318
Carney Lansford	317
Howie Kendrick	312
David Fletcher	305

2021 LOS ANGELES ANGELS



- ◆ Was second-hardest player to strikeout in Majors (10.20 PA/K).
- ◆ 88 first-half hits were the most by a Halo in their sophomore season since Mike Trout in 2012 (88).

2018

- ◆ After beginning the year with Triple-A **Salt Lake**, made Major League debut with **Angels** June 13th vs. Seattle (3/4, 3B, 2 RBI).
- ◆ From debut to his final game of season on Sept. 16th, ranked in the Top 5 by A.L. rookies in several categories including average (.275, 3rd), hits (78, 2nd), doubles (18, 3rd), runs (35, T4th) and OBP (.316, 4th)...Left game Sept. 16th in the 1st inning with a left hamstring strain.
- ◆ Defensively, appeared in 43 games at second base, 33 at third base, seven at shortstop and four in right field.

FLETCHER'S FUN FACTS

High School - Cypress High School (10 miles from Angel Stadium)
 College - Loyola Marymount University (Los Angeles, CA)
 Favorite NFL Team - Carolina Panthers
 Favorite Video Game - SuperSmash Bros.
 Favorite Video Game System - N64

NOTABLE MINOR LEAGUE AWARDS AND HONORS

- ◆ **2017** Angels Organizational Defensive Player of the Month for May and June
- ◆ **2016** MiLB Organizational All-Star
- ◆ **2015** MiLB Organizational All-Star

CAREER TRANSACTIONS

- ◆ June 10, 2015...Selected by the **Angels** in the sixth round of the First-Year Player Draft.

PERSONAL/MISC

- ◆ David Owen Fletcher...Originally signed by Angels scout Ben Diggins.
- ◆ He and wife Kierra were married Dec. 16, 2018.
- ◆ Teammates with Taylor Ward on Scottsdale Scorpions during 2016 Arizona Fall League.
- ◆ Grew up in Orange County, CA...Favorite player was former Angels shortstop David Eckstein.
- ◆ Brother Dominic is an outfielder in the Arizona Diamondbacks organization.
- ◆ Played collegiately at Loyola Marymount University (CA) from 2014-15...Majored in psychology...Garnered first team All-WCC honors as freshman and sophomore...Earned Freshman All-American accolades from *Baseball America*, Collegiate Baseball and the National Collegiate Baseball Writers Association...Claimed WCC Defensive Player of the Year, first team All-WCC and WCC All-Freshman team honors in first season...2015 LMU Male Athlete of the Year.
- ◆ 2013 graduate of Cypress High School (CA)...All-State and All-CIF his junior and senior seasons, including CIF Player of the Year as a senior...2013 Empire League Player of the Year...Team captain and led team to the 2013 CIF Championship at Dodger Stadium...Hit .437 with 38 runs scored and 23 stolen bases.
- ◆ Played in the Alaska League in 2013 where he was named a Gold Glove winner and best professional prospect.

MISCELLANEOUS STATS

CAREER LEADOFF HOME RUNS [4]

Sept. 21, 2019 at HOU

May 8, 2019 at DET

May 5, 2019 vs. HOU (in MTY, MX)

July 12, 2018 vs. SEA

CAREER FIELDING

POS	PCT	G	PO	A	E	TC	DP
2B	.991	100	122	198	3	323	43
3B	.972	131	57	225	8	290	22
SS	.983	73	77	148	4	229	25
OF	.979	28	46	0	1	47	0

FLETCHER'S CAREER HIGHS

SEASON	GAME
AVG .290 — 2019	H 4 — 3 times; last, 7/26/20 at OAK
R 83 — 2019	R 3 — 5 times; last, 7/31/20 vs. HOU
H 173 — 2019	HR 1 — 10 times; last, 8/11/20 vs. OAK
2B 30 — 2019	2B 2 — 6 times; last, 7/27/19 vs. BAL
HR 6 — 2019	RBI 5 — 4/25/19 vs. NYY
RBI 49 — 2019	SB 1 — several times; last, 8/2/19 vs. HOU
SB 8 — 2019	Hit Streak 16 — July 31-Aug. 17, 2020

FLETCHER





2021 LOS ANGELES ANGELS

DEXTER FOWLER

#25

BORN: MAR. 22, 1986

OPENING DAY AGE: 35

BIRTHPLACE: ATLANTA, GA

RESIDES: LAS VEGAS, NV

MLB SERVICE: 11 YEARS, 168 DAYS

ACQUIRED: FROM ST. LOUIS WITH CASH CONSIDERATIONS FOR A PTBNL OR CASH CONSIDERATIONS, FEB. 4, 2021

SIGNED THRU: 2021; SIGNED FIVE-YEAR CONTRACT W/ STL, DEC. 9, 2016



OUTFIELDER

HEIGHT: 6-5

WEIGHT: 205

BATS: S

THROWS: R

FOWLER'S LIFETIME PLAYING RECORD

Year	Club	AVG	G	AB	R	H	2B	3B	HR	RBI	SH	SF	HP	BB	IBB	SO	SB	CS	GDP	SLG	OBP	E
2005	—Casper	.273	62	220	43	60	10	4	4	23	3	0	2	27	1	73	18	6	2	.409	.357	4
2006	—Asheville	.296	99	405	92	120	31	6	8	46	2	1	7	43	0	79	43	23	8	.462	.373	8
2007	—Modesto	.273	65	245	43	67	7	5	2	23	2	1	7	44	0	64	20	11	4	.367	.397	4
2008	—Tulsa	.335	108	421	92	141	31	9★	9	64	8	3	8	65	4	89	20	8	6	.515	.431★	6
	COLORADO	.154	13	26	3	4	0	0	0	0	0	0	1	0	0	5	0	1	0	.154	.185	0
2009	—COLORADO	.266	135	433	73	115	29	10	4	34	14	3	1	67	1	116	27	10	4	.406	.363	4
	Tulsa (1)	.400	3	10	3	4	2	0	0	3	0	0	0	3	0	3	1	0	1	.600	.538	1
2010	—COLORADO	.260	132	439	73	114	20	14★	6	36	7	0	2	57	0	104	13	8	5	.410	.347	1
	Colo. Springs	.340	27	106	23	36	10	4	2	13	0	0	1	17	1	27	1	0	4	.566	.435	0
2011	—COLORADO	.266	125	481	84	128	35	15	5	45	7	1	6	68	3	130	12	9	6	.432	.363	8
	Colo. Springs (1)	.237	24	97	17	23	6	1	2	9	1	0	1	15	0	24	2	1	2	.381	.345	0
2012	—COLORADO	.300	143	454	72	136	18	11	13	53	6	2	0	68	1	128	12	5	5	.474	.389	6
2013	—COLORADO	.263	119	415	71	109	18	3	12	42	4	2	6	65	1	105	19	9	5	.407	.369	3
	Colo. Springs (1)	.000	2	6	0	0	0	0	0	0	0	0	0	3	0	2	1	0	0	.000	.333	0
2014	—HOUSTON	.276	116	434	61	120	21	4	8	35	1	1	3	66	2	108	11	4	6	.399	.375	5
	Okla. City (1)	.300	4	10	1	3	0	0	0	1	0	0	0	2	0	0	0	0	1	.300	.417	0
2015	—CHICAGO (N.L.)	.250	156	596	102	149	29	8	17	46	2	3	5	84	1	154	20	7	4	.411	.346	4
2016	—CHICAGO (N.L.)	.276	125	456	84	126	25	7	13	48	1	4	11	79	0	124	13	4	3	.447	.393	4
	South Bend (1)	.000	1	2	0	0	0	0	0	0	0	0	0	2	0	1	0	0	1	.000	.500	0
	Iowa (1)	.200	2	5	2	1	1	0	0	0	0	0	0	1	0	2	0	0	0	.400	.333	0
2017	—ST. LOUIS	.264	118	420	68	111	22	9	18	64	0	4	4	63	6	101	7	3	10	.488	.363	1
2018	—ST. LOUIS	.180	90	289	40	52	10	0	8	31	0	4	3	38	0	75	5	2	2	.298	.278	4
2019	—ST. LOUIS	.238	150	487	69	116	24	1	19	67	1	4	8	74	1	142	8	5	6	.409	.346	5
2020	—ST. LOUIS	.233	31	90	14	21	2	0	4	15	0	0	1	10	0	28	1	1	2	.389	.317	0
MAJOR TOTALS		.259	1453	5020	814	1301	253	82	127	516	43	28	51	739	16	1320	148	68	58	.418	.358	45
MINOR TOTALS		.298	397	1527	316	455	98	29	27	182	16	5	26	222	6	364	106	49	29	.453	.395	23

★ led or tied for league lead

(1) rehab assignment

- Disabling Injuries:** **2020** — Stomach ailment; disabled Sept. 2 - Sept. 21
2018 — Left foot fracture; disabled Aug. 4 - end of season
2017 — Left forearm strain; disabled July 25 - Aug. 6
 Right heel spur; disabled June 25 - July 6
2016 — Right hamstring strain; disabled June 19 - July 21
2014 — Right intercostal strain; disabled June 27 - Aug. 13
2013 — Right wrist soreness; disabled June 26 - July 11
2011 — Left abdominal strain; disabled June 5 - June 20
2009 — Right knee bruise; disabled Aug. 25 - Sept. 9

2020 SEASON

- ◆ Began fourth season with **Cardinals**, reaching base safely in 23 of first 26 games.
- ◆ Was 4-for-5 (.800) with two doubles and eight RBI in bases loaded situations.
- ◆ Missed 23 games from Sept. 2-20 with a stomach/immune system issue...Was tied for the team lead with four HR at the time of injured list placement.
- ◆ Recorded his 1,300th hit on his 5,000th career at-bat at KC (Sept. 21).
- ◆ Hit all four home runs and recorded 14 of 15 RBI against right-handed pitchers.
- ◆ In Interleague play, batting .297 (11/37) with two HR and 10 RBI in 12 games.

2021 LOS ANGELES ANGELS



CAREER SUMMARY

- ◆ Voted to 2016 National League All-Star Team as starting center fielder.
- ◆ Leads all active players with 82 career triples.
- ◆ Has 739 career walks, which rank second among active switch-hitters (Carlos Santana - 991).
- ◆ His 26 career leadoff home runs in regular season, rank fifth among active players and tied for 25th all-time.
- ◆ In his career, his teams are 144-23 in the 167 games when scoring multiple runs.
- ◆ Is one of eight Major Leaguers to have scored 40+ runs in each of last 11 full seasons (2009-19), joining Albert Pujols, Andrew McCutchen, Nick Markakis, Adam Jones, Nelson Cruz, Robinson Cano, and Elvis Andrus.
- ◆ From 2009-16, joined Ian Kinsler were the only players with at least 60 runs, 30 extra-base hits and 10 stolen bases in every season.
- ◆ Stole 10+ bases in eight consecutive seasons (2009-16), one of nine players in MLB to do so over that period.
- ◆ Ranks tied for first in Cubs postseason history in runs scored (17), tied for second in doubles (7), third in hits (28) and is tied for 4th in home runs (5).
- ◆ Is first player in World Series history to lead off a Game 7 with a home run.
- ◆ Appeared in 619 career games in centerfield for Colorado (2008-13), which stood as the Rockies franchise all-time record before surpassed by Charlie Blackmon in 2018.

MAJOR LEAGUE SUMMARY

2019

- ◆ With **Cardinals**, ranked among N.L. leaders in: Pitches/Plate Appearance (4.21, 7th), Defensive Zone Rating (.937, 8th), Outfield Assists (8, T8th), Defensive Runs Saved in Centerfield (4, T8th).
- ◆ Established single-season career highs with 19 home runs & 67 RBI.
- ◆ Scored 50+ runs for the 10th time career...Collected 50+ RBI for third time in career.
- ◆ Finished 2nd on the team with 27 two-out RBI (Ozuna, 29).
- ◆ Scored multiple runs in 14 games (St. Louis was 14-0).
- ◆ Had a career-high 21 RBI in August, most by a Cardinals switch-hitter since Terry Pendleton (25 in 1987).
- ◆ Scored 16 runs in September, his most in any month since scoring 17 in April 2017.
- ◆ Reached base safely in eight straight plate appearances over two games at Colorado (Sept. 11-12).
- ◆ Recorded 500th career RBI and 800th career run scored while hitting his single-season best 19th home run of season on the final day of the season (Sept. 29) vs. Cubs (off Derek Holland).

TRIPLE THREAT

Active leaders - Career Triples

PLAYER	TRIPLES
1. DEXTER FOWLER	82
2. Brett Gardner	69
3. Dee Strange-Gordon	54

2018

- ◆ In second season with **Cardinals**, played in 90 games and totaled 289 at-bats during injury-shortened year...Season ended with left foot fracture after hitting a foul ball off it at Pittsburgh (Aug. 3), missing final 52 games on disabled list.
- ◆ Posted an RBI in seven of 10 games from Apr. 12-26, culminating with walk-off RBI single in 13th inning vs. Mets.
- ◆ Hit two-run walk-off home run vs. Cubs (May 6) in 14th inning off Luke Farrell with Cardinals trailing 5-4...Earlier in the week, hit his 100th career home run off Lucas Giolito (May 2 vs. White Sox).
- ◆ Hit fourth career grand slam at White Sox (July 10) off Hector Santiago.
- ◆ Recorded go-ahead 11th-inning two-run home run at Cincinnati (July 24)...Marked second career extra inning home run, both in 2018 (also, May 6 vs. Cubs).
- ◆ Missed three games (July 2-4 at Arizona) while on Paternity Leave as he and wife, Aliya, welcomed daughter Ivy Noor (July 3), their second child, to the family.

WALK ON BOTH SIDES

Active walks leaders - Switch Hitters

PLAYER	Walks
1. Carlos Santana	991
2. DEXTER FOWLER	739
3. Asdrubal Cabrera	553

2017

- ◆ During first season with **Cardinals**, ranked tied for third in National League with a team-best nine triples...Most triples by a Cardinal since Delino DeShields hit 14 (1997).
- ◆ Made only one error in 228 total chances for a .996 fielding percentage, ranking second among National League center fielders (Yelich, MIA, .997)...His five outfield assists ranked tied for ninth among N.L. center fielders.
- ◆ Homered in four straight games (June 15-18)...Walked in nine straight games (July 21-Aug. 11), which was longest streak in National League.
- ◆ Hit lead-off home runs vs. Boston (May 17) off Rick Porcello and at Cubs (June 2) off John Lackey in his first at-bat returning to Wrigley Field after two seasons playing for Cubs.
- ◆ Tied for fourth among N.L. switch hitters in home runs (18)...12 of 18 home runs tied or gave Cardinals a lead.
- ◆ Led Cardinals with 12 game-winning RBI, ranking tied for ninth in National League.
- ◆ Hit his third career grand slam vs. Kansas City (Aug. 10) off Neftali Feliz to break a 3-3 tie.

FOWLER





2021 LOS ANGELES ANGELS

2016

- ◆ Was **Cubs** Opening Day starting center fielder...First to start consecutive Opening Days since Marlon Byrd (2010-12).
- ◆ Selected to National League All-Star Team as starting centerfielder in San Diego, but did not play due to injury.
- ◆ Set a career-high with a .393 on-base percentage, which ranked sixth in N.L.
- ◆ Batted .390 (39-100) with eight doubles, two triples, seven home runs and a .483 on-base pct. in 118 plate appearances leading off games...Led all MLB players (min. 81 PA) in average, OBP, slugging (.720), OPS (1.203) and walks (15, T1st)...His .483 OBP leading off was the highest mark in MLB since Chuck Knoblauch (.497 in 1996).
- ◆ Homered in his first at-bat off disabled list at MIL (July 22), becoming first Cub to homer in first at-bat following a DL stint of at least 30 days since Sammy Sosa (1992).
- ◆ Collected 1,000th career hit at Cincinnati (10/1), a single to center field in 7th inning off Michael Lorenzen.
- ◆ Reached base safely to lead off six straight games (Apr. 28-May 4), tying a Cubs mark held since 1946.
- ◆ Hit seven lead-off home runs, T5th in MLB and third most single-season in Cubs history.
- ◆ Led Cubs with 13 stolen bases, his eighth consecutive season with 10 or more stolen bases.
- ◆ Experienced his first career ejection (Vic Carapazza) on May 5 vs. Washington, for arguing balls and strikes.

2015

- ◆ Played career-high 156 games in first season with **Cubs**...Ranked fourth in N.L. with a career-high 102 runs scored; also set career marks with 149 hits and 84 walks.
- ◆ Posted a team-leading 20 stolen bases, his most since 27 in 2009 with Rockies.
- ◆ Played 152 games in center field, recording a .988 fielding percentage (4 E/346 TC).
- ◆ Connected for a pair of triples at Colorado (Apr. 11) tying his career high; was first Cub to record two triples in a road game since Jose Macias at San Diego (May 14, 2004).
- ◆ Reached base safely in a career-high 22-consecutive games (July 12-Aug. 8).
- ◆ In month of August, batted .298 (31/104) with 17 extra-base hits, 10 RBI, 17 walks, a .408 on-base percentage and a .587 slugging mark, good for a .995 OPS.
- ◆ Recorded a .389 OBP in 71 games following the All-Star break...His 49 walks in second half ranked 5th in N.L.

2014

- ◆ In only season with **Astros**, ranked ninth in American League with a .375 on-base percentage...Also ranked fourth in A.L. with a 13.1 percent walk rate...Led Astros with 66 walks and his 16 multi-walk efforts were most by an Astro since Lance Berkman had 25 in 2009.
- ◆ Appeared on sixth Opening Day roster and made fourth career Opening Day start becoming third player to record two doubles and two runs in their Astros debut, joining Vinny Castilla (May 15, 2001) and Jack Hiatt (Apr. 8, 1971)...The following day, went 2-for-4 with a leadoff homer (his first of three on the season), becoming first player to record two or more runs and two or more extra-base hits in the first two games of the season since Barry Bonds in 2002.
- ◆ Became first player in with at least two hits and one run in each of first three games in an Astros uniform.
- ◆ Walked in a career-high nine-straight games (May 10-19); first Astros player since Morgan Ensberg (Aug. 2-11, 2006).
- ◆ Led A.L. in walks (24) and on-base percentage (.420) in month of May.

2013

- ◆ His final season with **Rockies** marked fifth-straight campaign of at least 70 runs scored, 30 extra-base hits and 10 SB.
- ◆ Hit double-digit home runs (12) for a second straight season, while his 19 stolen bases were his most since 27 in 2009 rookie season.
- ◆ Began season batting .305 (29/95) with four doubles, one triple, eight home runs and 15 RBI in 26 April games...His eight home runs in April ranked tied for sixth in N.L. and were his career high in a month.
- ◆ Had a pair of multi-home run games: Apr. 12 at SD and June 2 vs. LAD.
- ◆ Played just nine games in September, and 45 games after All-Star Break, due to multiple injuries, including a right wrist injury (June 27-July 11) and a left knee injury (did not spend time on DL).

2012

- ◆ With **Rockies**, set then-career marks in games (143), hits (136), home runs (13), RBI (53), walks (68, tied his mark from 2011), average (.300), on-base pct. (.389) and slugging (.474).
- ◆ Ranked sixth in National League in OBP (.389).
- ◆ Set Rockies career triples record when he picked up his 50th career triple vs. SF (Aug. 3), passing Neifi Perez (49).

PARTY STARTER

Active leaders - Leadoff Home Runs

PLAYER	Leadoff HR
1. George Springer	39
2. Charlie Blackmon	36
3. DEXTER FOWLER	26

FOWLER

RUNNIN' IN THE ROCKIES

Rockies All-Time Triples Leaders

PLAYER	Triples
1. DEXTER FOWLER	53
2. Neifi Perez	49
3. Charlie Blackmon	48
4. Larry Walker	44
5. Carlos Gonzalez	39

2021 LOS ANGELES ANGELS



- ◆ His 50th triple came in 503rd career game making him second fastest player who debuted after World War II to reach 50 triples (Gary Templeton, 487th game in 1979).
- ◆ Was one of 14 N.L. players to hit .300 or better.
- ◆ His .863 OPS was 12th in N.L. and was the fourth-highest among MLB center fielders...Only Andrew McCutchen (.953) finished with a higher mark in N.L.
- ◆ Led Majors with a .379 (50-for-132) batting average in 7th inning or later.
- ◆ Notched his first two career pinch-hit home runs a week apart, vs. SEA (May 20) and at CIN (May 27).

2011

- ◆ In third full Major League season, opened as **Rockies** starting center fielder.
- ◆ Raced out a career-high 15 triples ranking third in Majors, trailing only Jose Reyes (16) and Shane Victorino (16).
- ◆ Set career-highs with 35 doubles and 55 extra base hits..His 37 extra-base hits after All-Star Break ranked third in N.L.
- ◆ Led club in several categories in season's second half: hits (78), runs (51), doubles (10), triples (10), walks (37), extra-base hits (37) and total bases (135).
- ◆ Homered from both sides of the plate vs. Arizona (9/5); became second Rockie in franchise history to accomplish the feat (Aaron Miles, Apr. 14, 2004).
- ◆ Reached safely in 56 of his final 64 games, including 47 with at least one hit.

2010

- ◆ Was on **Rockies** Opening Day roster for second straight season.
- ◆ Became Colorado's everyday center fielder following All-Star break after spending nearly a month from late May to late-June with Triple-A **Colorado Springs**.
- ◆ Led Majors with 14 triples, setting Rockies single season franchise mark.
- ◆ Batted .333 (25/75) with 31 RBI with runners in scoring position, including a .436 (17/39) mark after the All-Star Break.
- ◆ Led all N.L. center fielders with a .996 fielding percentage, making just one error in 120 games and 242 total chances.

2009

- ◆ Played first full year in Majors with **Rockies**...Led MLB rookies with 67 walks and 10 triples, (which ranked fifth in N.L.).
- ◆ Stole a career-high 27 bases, leading all N.L. rookies and ranking tied for sixth in N.L...His mark shattered Rockies rookie steals record previously held by Quinton McCracken with 17 in 1996.
- ◆ Ranked among MLB rookies in runs scored (73, 3rd), hits (115, 6th), doubles (29, 2nd), and extra base hits (43, T3rd).
- ◆ Finished first half with 19 doubles; most by Rockies rookie surpassing Matt Holliday's 18 in 2004.
- ◆ His 135 games played were the most by a Rockies rookie since Troy Tulowitzki (155) in 2007.
- ◆ Set records for most doubles and walks among switch-hitting Rockies rookies all-time.
- ◆ Averaged 7.33 PA per walk, best mark ever by a Rockies rookie (ahead of Todd Helton's 7.34 mark in 1998).
- ◆ Hit a leadoff home run on first pitch of game, Apr. 8 at Arizona, marking first career home run.
- ◆ Tied a modern-day rookie record (since 1900) with five stolen bases vs. San Diego on 4/27, previously accomplished by San Diego's Damian Jackson (June 28, 1999 vs. Colorado).

2008

- ◆ Made MLB debut with **Rockies**, Sept. 2 vs. SF as a pinch-runner in 10th inning and was caught stealing second.
- ◆ Collected first career hit (Sept. 10) off Atlanta's Will Ohman in his first big league start; also scored his first run and recorded his first outfield assist in that game.
- ◆ Played entire minor league season with Double-A **Tulsa**... Led Texas League in OBP (.431) and tied for league lead in triples (10)...Ranked among Texas League leaders in batting (.331, 2nd), slugging (.515, 4th) and runs (92, 2nd).

POSTSEASON SUMMARY

- ◆ Has made appearances in five different postseasons including the Cubs 2016 World Series title run.
- ◆ Made postseason debut in **2009** with **Rockies**...Tallied two sac flies in Game 2 of NLDS for first two playoff RBI.
- ◆ Appeared in nine games during **2015** postseason for **Cubs**...Tied Cubs record for runs in a playoff game with three during Wild Card Game at Pittsburgh.
- ◆ Batted leadoff in all 17 games of **2016** postseason for **Cubs**...Became first player in World Series history to hit a leadoff home run to start a Game 7...His home run in 8th inning of Game 4 of World Series made him first Cub to hit a World Series home run at Wrigley Field since Chuck Klein in Game 5 of the 1935 WS...Tallied three hits in Game 7 of the World Series to combine with Kyle Schwarber's three hits, marking fourth time a pair of teammates had at least three hits in a Game 7 of the WS and first since Darryl Motley and George Brett for 1985 Royals...With a lead-off double in Game 4 of World Series, became first player in MLB history with three leadoff doubles in one postseason, tabulating one in each during NLDS, NLCS and WS.
- ◆ In **2019** with **Cardinals**, recorded three RBI during Division Series vs. Atlanta with a game-tying RBI groundout in Game 1 and a two-run double in Game 5.
- ◆ During **2020** Wild Card Series vs. Padres, ranked second on **Cardinals** with four hits (Yadier Molina - 6 hits).

CLUTCH FIRST

In 2016, Fowler became the first player in World Series history (and second in postseason history) to hit a leadoff home run in a Game 7; (Craig Biggio homered to start Game 7 of 2004 NLCS for Houston)





2021 LOS ANGELES ANGELS

WILD CARD TOTALS

Year	Club, Opp	AVG	G	AB	R	H	2B	3B	HR	RBI	SH	SF	HBP	BB	IBB	SO	SB	CS	GDP	SLG	OBP	E
2015	—CHC, PIT	.750	1	4	3	3	0	0	1	1	0	0	0	0	0	0	1	0	0	1.500	.750	0
2020	—STL, SD	.286	3	14	1	4	1	0	0	2	0	0	0	0	0	4	0	0	0	.357	.286	0
Totals		.389	4	18	4	7	1	0	1	3	0	0	0	0	0	4	1	0	0	.611	.389	0

DIVISION SERIES TOTALS

Year	Club, Opp	AVG	G	AB	R	H	2B	3B	HR	RBI	SH	SF	HBP	BB	IBB	SO	SB	CS	GDP	SLG	OBP	E
2009	—COL, PHI	.214	4	14	1	3	0	0	0	2	1	2	0	1	0	3	0	0	1	.214	.235	0
2015	—CHC, STL	.188	4	16	2	3	1	0	1	2	1	0	0	1	0	3	0	0	0	.438	.235	0
2016	—CHC, SF	.133	4	15	2	2	1	0	0	0	0	0	0	2	0	6	0	0	0	.200	.235	0
2019	—STL, ATL	.091	5	22	3	2	1	0	0	3	0	0	0	2	0	4	0	0	0	.136	.167	0
Totals		.149	17	67	8	10	3	0	1	7	2	2	0	6	0	16	0	0	1	.239	.213	0

CHAMPIONSHIP SERIES TOTALS

Year	Club, Opp	AVG	G	AB	R	H	2B	3B	HR	RBI	SH	SF	HBP	BB	IBB	SO	SB	CS	GDP	SLG	OBP	E
2015	—CHC, NYM	.250	4	16	1	4	1	0	0	0	0	0	0	1	0	3	0	0	0	.313	.294	0
2016	—CHC, LAD	.333	6	27	6	9	3	0	1	4	0	0	0	0	0	4	0	0	0	.556	.333	0
2019	—STL, WSH	.000	4	11	1	0	0	0	0	0	0	0	0	2	0	6	0	0	0	.000	.154	0
Totals		.241	14	54	8	13	4	0	1	4	0	0	0	3	0	13	0	0	0	.370	.281	0

WORLD SERIES TOTALS

Year	Club, Opp	AVG	G	AB	R	H	2B	3B	HR	RBI	SH	SF	HBP	BB	IBB	SO	SB	CS	GDP	SLG	OBP	E
2016	—CHC, CLE	.233	7	30	3	7	1	0	2	2	0	0	1	0	0	7	1	1	0	.467	.258	0

NOTABLE MINOR LEAGUE AWARDS AND HONORS

- ◆ **2008** Texas League Mid-Season All-Star...Futures Game Selection...Texas League Post-Season All-Star...Baseball America Double-A All-Star.
- ◆ **2007** Arizona Fall League Rising Stars Selection...Arizona Fall League All-Prospect Team.
- ◆ **2006** South Atlantic League Mid-Season All-Star...South Atlantic League Post-Season All-Star...Hawaiian Winter Baseball All-Star.

CAREER TRANSACTIONS

- ◆ June 7, 2004...Selected by **Rockies** in 14th round of 2004 First-Year Player Draft (signed Aug. 17, 2004).
- ◆ Dec. 3, 2013...Traded by **Rockies** with cash considerations to **Astros** for OF Brandon Barnes and RHP Jordan Lyles.
- ◆ Jan. 19, 2015...Traded by **Astros** to **Cubs** for RHP Dan Straily and INF Luis Valbuena.
- ◆ Feb. 25, 2016...Signed by **Cubs** as a free agent.
- ◆ Dec. 9, 2016...Signed a five-year contract with **Cardinals**.
- ◆ Feb. 4, 2021...Traded by **Cardinals** with cash considerations to **Angels** for a PTBNL or cash considerations.

PERSONAL/MISC

- ◆ William Dexter Fowler...On Twitter: @DexterFowler.
- ◆ Dexter and his wife, Aliya, have two daughters: Naya and Ivy Noor.
- ◆ Played high school baseball at Milton HS (Alpharetta, GA)...Named a First Team High School All-American by both *Baseball America* and *USA Today* during senior season.
- ◆ Received offers to play baseball at the University of Miami and basketball at Harvard University, but signed with Colorado after being selected in the round of 2004 First-Year Player Draft.
- ◆ Learned to switch-hit during 2005 season with Rookie-League Casper.
- ◆ Played in Hawaiian Winter League in 2006...Played in Arizona Fall League following 2007 season.
- ◆ Won a bronze medal while playing for Team USA in 2008 Summer Olympics in Beijing, China.
- ◆ Was starting center fielder for the USA Team in the 2008 All-Star Futures Games at Yankee Stadium.
- ◆ Pledged \$1 to each new follower he received during the 2013 holiday season on his @DexterFowler Twitter account to the AND JUSTICE FOR ALL (AJFA) organization based in Utah, which renders civil legal aid to those in need, such as battered women, homeless veterans and seniors without retirement.
- ◆ Represented MLB All-Star Team during 2014 MLB Japan All-Star Series...Flew out in at-bat vs. Japan's Shohei Ohtani during game on Nov. 12, 2014 at Kyocera Dome in Osaka.
- ◆ In 2017, Dexter Fowler Field was dedicated in his honor in Decatur, MO...Marked 23rd field dedicated by Cardinals Care since its inception in 1997.
- ◆ In 2018, surprised approx. 200 students at Patrick Henry Elementary in downtown St. Louis to promote fire safety... Also visited Matthews-Dickey Boys and Girls Club in St. Louis to play with kids and help promote an active lifestyle... Made a \$100,000 donation to Cardinals Care and Matthews-Dickey Boys and Girls Club.
- ◆ In 2019, hosted a free youth baseball instructional camp for kids through his partnership with PitCch In Foundation.

2021 LOS ANGELES ANGELS



MISCELLANEOUS STATS

CAREER MULTIPLE-HOME RUN GAMES [4]

TWO-HR GAMES [4]

Apr. 19, 2017 vs. PIT
Sept. 5, 2011 vs. ARI

June 2, 2013 vs. LAD

Apr. 12, 2013 at SD

CAREER GRAND SLAMS [4]

July 10, 2018 at CWS
Sept. 1, 2012 vs. SD

Aug. 10, 2017 vs. KC

June 21, 2015 at MIN

CAREER LEADOFF HOME RUNS [26**]

Sept. 24, 2019 at ARI
June 2, 2017 at CHC
Aug. 19, 2016 at COL
June 4, 2016 vs. ARI
Sept. 7, 2015 at STL
May 26, 2015 vs. WSH
June 15, 2014 vs. TB
Apr. 29, 2013 at LAD
Sept. 5, 2011 vs. ARI

Sept. 12, 2019 at COL
May 17, 2017 vs. BOS
Aug. 5, 2016 at OAK
May 28, 2016 vs. PHI
Aug. 23, 2015 vs. ATL
May 8, 2015 at MIL
Apr. 2, 2014 vs. NYY
July 18, 2012 vs. PIT
Apr. 8, 2009 at ARI

Apr. 3, 2018 at MIL
Sept. 13, 2016 at STL
July 22, 2016 at MIL
July 19, 2016 at MIL
July 29, 2015 vs. COL
June 22, 2014 at TB
June 2, 2013 vs. LAD
May 28, 2012 vs. HOU
**Also Game 7 of 2016 World Series at CLE

CAREER WALK-OFF PLATE APPEARANCES [7 TOTAL - 1 HR]

May 6, 2018 vs. CHC (2-run HR, 14th inn.)
June 9, 2013 vs. SD (RBI single; 10th inn.)
July 16, 2012 vs. PIT (Sac fly; 9th inn.)
Aug. 20, 2011 vs. LAD (RBI single; 13th inn.)

Apr. 26, 2018 vs. NYM (RBI single; 13th inn.)
June 1, 2013 vs. LAD (RBI single; 10th inn.)
May 28, 2012 vs. HOU (G2) (RBI triple; 10th inn.)

ALL-STAR GAME RECORD

Year	Club	Site	AVG	G	AB	R	H	2B	3B	HR	RBI	SH	SF	HBP	BB	IBB	SO	SB	CS	GDP	SLG	OBP	E	
2016	N.L.	SD																						

INJURED — DID NOT PLAY

CAREER FIELDING

POS	PCT	G	PO	A	E	TC	DP
OF	.984	1354	2711	51	45	2807	17

FOWLER'S CAREER HIGHS

SEASON	GAME
AVG	.300 — 2012
H	149 — 2015
R	102 — 2015
BB	84 — 2015
2B	35 — 2011
HR	19 — 2019
RBI	67 — 2019
SB	27 — 2009
H	4 — 5 times; last, 4/22/19 vs. MIL
HR	2 — 4 times; last, 4/19/17 vs. PIT
R	3 — 22 times; last, 7/5/19 at SF
BB	4 — Twice; 4/22/18 vs. CIN & 7/4/10 vs. SF
2B	3 — 8/13/09 vs. PIT
RBI	5 — 8/10/17 vs. KC
SB	5 — 4/27/09 vs. SD
Hit Streak	11 — Apr. 23 - May 3, 2013

FOWLER





2021 LOS ANGELES ANGELS

PHIL GOSSELIN

#13

BORN: OCT. 3, 1988**OPENING DAY AGE:** 32**BIRTHPLACE:** WEST CHESTER, PA**RESIDES:** MALVERN, PA**MLB SERVICE:** 4 YEARS, 125 DAYS**ACQUIRED:** SIGNED AS MINOR LEAGUE FREE AGENT, FEB. 9, 2021**SIGNED THRU:** 2021; SIGNED ONE-YEAR CONTRACT; 0 OPTIONS REMAINING**INFIELDER****HEIGHT:** 6-1**WEIGHT:** 190**BATS:** R**THROWS:** R

NON-ROSTER INVITEE

GOSSELIN'S LIFETIME PLAYING RECORD

Year	Club	AVG	G	AB	R	H	2B	3B	HR	RBI	SH	SF	HBP	BB	IBB	SO	SB	CS	GDP	SLG	OBP	E
2010	— Rome	.294	57	214	26	63	9	3	2	24	1	1	3	25	0	51	7	3	2	.393	.374	6
	Myrtle Beach	.154	6	26	2	4	1	1	0	0	0	0	0	0	0	7	0	0	0	.269	.154	3
2011	— Lynchburg	.264	115	424	60	112	24	6	6	63	9	9	5	37	1	76	6	2	6	.392	.324	17
2012	— Mississippi	.242	128	484	55	117	23	3	3	46	4	4	9	46	1	90	12	4	9	.320	.317	15
2013	— Mississippi	.243	59	218	27	53	10	1	1	23	4	3	4	12	0	31	5	1	3	.312	.291	5
	Gwinnett	.266	58	207	17	55	4	1	2	15	7	1	1	12	0	38	1	0	1	.324	.308	8
	ATLANTA	.333	4	6	2	2	0	0	0	0	0	0	1	1	2	0	0	0	.333	.429	0	
2014	— Gwinnett	.344	96	378	58	130	29	5	5	31	6	1	3	19	1	62	6	1	10	.487	.379	15
	ATLANTA	.266	46	128	17	34	4	0	1	3	1	0	2	5	0	27	2	2	1	.320	.304	3
2015	— ATLANTA	.325	20	40	2	13	4	0	0	2	0	0	0	2	0	5	2	0	0	.425	.357	2
	D-backs (AZL) (1)	.286	4	14	3	4	1	0	2	4	0	0	0	0	0	0	0	0	0	.786	.286	0
	Visalia (1)	.318	5	22	3	7	0	0	2	0	0	0	1	0	5	0	0	2	.318	.348	0	
	Reno (1)	.333	5	21	4	7	4	0	0	5	0	0	1	0	2	0	0	0	.524	.364	1	
	ARIZONA	.303	24	66	17	20	5	1	3	13	0	1	2	7	0	11	0	1	2	.545	.382	1
2016	— ARIZONA	.277	122	220	26	61	12	1	2	13	2	2	1	15	0	46	3	0	0	.368	.324	0
2017	— PITTSBURGH	.150	28	40	3	6	1	0	0	2	0	0	0	2	0	9	0	1	1	.175	.190	2
	Indianapolis	.266	63	241	27	64	10	2	1	26	1	2	0	14	0	46	3	2	7	.336	.304	3
	Round Rock	.219	10	32	3	7	1	0	0	3	0	0	0	2	0	9	0	0	0	.250	.265	0
	TEXAS	.125	12	8	0	1	1	0	0	0	0	0	0	0	0	3	0	0	0	.250	.125	0
2018	— CINCINNATI	.125	20	24	5	3	0	0	1	2	0	0	0	4	1	8	0	0	1	.250	.250	1
	Louisville	.308	3	13	1	4	1	0	0	4	0	1	0	0	0	4	0	0	1	.385	.286	0
	Gwinnett	.251	81	279	38	70	18	2	5	36	1	2	1	28	0	59	0	2	6	.384	.319	4
2019	— Lehigh Valley	.314	78	296	54	93	20	5	8	47	2	6	3	46	0	61	3	2	2	.497	.405	7
	PHILADELPHIA	.262	44	65	5	17	3	0	0	7	0	0	0	3	0	16	0	0	1	.308	.294	1
2020	— PHILADELPHIA	.250	39	92	14	23	5	0	3	12	0	0	0	10	1	27	0	0	3	.402	.324	1
MAJOR TOTALS		.261	359	689	91	180	35	2	10	54	3	3	5	49	3	154	7	4	9	.361	.314	11
N.L. TOTALS		.263	347	681	91	179	34	2	10	54	3	3	5	49	3	151	7	4	9	.363	.316	11
MINOR TOTALS		.275	768	2869	378	790	155	29	35	329	35	30	29	243	3	541	43	17	49	.386	.335	84

(1) rehab assignment

Disabling Injuries: 2015 — Fractured left thumb; disabled May 18 - Aug. 30

2020 SEASON

- ◆ Played second straight season with **Phillies**...Made his fifth career Opening Day roster after entering year as NRI.
- ◆ His 13 hits (in 33 AB) as a designated hitter were most in a season by a DH in franchise history (previous: Jim Thome; 12 hits in 36 AB in 2012).
- ◆ On July 25 vs Miami, recorded his first career multi-HR game, after having two total HR in previous 146 games... Became just second Phillie ever to record a multi-HR game as a DH, joining Ricky Ledee (6/11/04 at MIN)...Also tied career high with three hits that day.
- ◆ Slashed .313/.389/.479 in 54 plate appearances at Citizens Bank Park
- ◆ Collected eight extra-base hits (5 2B, 3 HR) in 92 AB after having six XBH in 137 AB combined from 2017-19.
- ◆ Made starts at 1st base (7), 2nd base (2), 3rd base (1), in LF (4), RF (4) and as designated hitter (10)

2021 LOS ANGELES ANGELS



CAREER HIGHLIGHTS

- ◆ Has made an Opening Day roster each of last three seasons after entering Spring Training as a non-roster invitee.
- ◆ In 2019, ranked sixth in batting average (.313) and tied for sixth in hits (10) among all Major League pinch-hitters
- ◆ During 2016 season with Arizona, led all Major League pinch-hitters in hits (20) and plate appearances (83); both totals set Diamondbacks franchise records.
- ◆ Registered an inside-the-park home run, Oct. 1, 2015 vs Colorado (off Justin Miller).
- ◆ Hit first Major League home run, Aug. 15, 2014 with Braves vs. Oakland (off Jesse Chavez).
- ◆ Made Major League debut with Braves as a defensive replacement at second base, Aug. 16, 2013 vs Washington... Made first start at second base and singled for his first hit (off Gio Gonzalez), Aug. 18, 2013 vs. Washington.
- ◆ Named a Phillies Organization All-Star by *MiLB.com* in 2019.
- ◆ Selected as a Mid-Season and Post-Season International League All-Star in 2014...Also named as Gwinnett's Most Valuable Player.
- ◆ Began professional career in 2010 and earned team MVP honors with Rome after totaling 57 games.

CAREER TRANSACTIONS

- ◆ June 8, 2010...Selected by **Braves** in fifth round of First-Year Player Draft. (signed June 20, 2010 by Braves scout Billy Best).
- ◆ June 20, 2015...Traded by **Braves** to **Diamondbacks** for RHP Bronson Arroyo and RHP Touki Toussaint.
- ◆ Feb. 10, 2017...Traded by **Diamondbacks** to **Pirates** for RHP Frank Duncan.
- ◆ Aug. 12, 2017...Claimed off waivers from **Pirates** by **Rangers**.
- ◆ Dec. 21, 2017...Signed by **Reds** as minor league free agent.
- ◆ May 3, 2018...Claimed off waivers from **Reds** by **Braves**.
- ◆ Dec. 18, 2018...Signed by **Phillies** as minor league free agent.
- ◆ Dec. 20, 2019...Signed by **Phillies** as minor league free agent.
- ◆ Feb. 9, 2021...Signed by **Angels** as minor league free agent.

PERSONAL/MISC

- ◆ Philip David Gosselin...On Twitter: @PGosselin15.
- ◆ 2007 graduate of Malvern Preparatory School (PA).
- ◆ Attended University of Virginia and in 2009 set a school record for hits in a season (100)... As a junior at UVA, was First-Team All-ACC and Third-Team All-America.
- ◆ Hobbies include playing golf, hiking and reading.

GOSSELIN



POSITION PLAYERS PITCHING

Player	Date	Opponent	Pitching Line
Donnie Hill	July 8, 1990	@Milwaukee	1 IP, 0 H, 0 R, 1 BB, 1 SO (20 PIT - 9 STR)
Rene Gonzales	June 6, 1993	@Detroit	1 IP, 0 H, 0 R, 0 BB, 0 SO (13 PIT - 5 STR)
Chili Davis	June 17, 1993	vs. Texas	2 IP, 0 H, 0 R, 0 BB, 0 SO, 1 HBP (17 PIT - 8 STR)
Francisco Arcia	Aug. 11, 2018	vs. Oakland	1 IP, 1 H, 0 R, 0 BB, 0 SO (8 PIT - 6 STR)
Francisco Arcia	Sept. 20, 2018	@Oakland	2 IP, 4 H, 3 R, 3 ER, 0 BB, 0 SO, 2 HR (24 PIT - 17 STR)
Anthony Bemboom	Aug. 24, 2020	@Houston	1 IP, 0 H, 0 R, 1 BB, 0 SO (16 PIT - 9 STR)

- Bobby Darwin made one appearance for Angels in 1962...Worked primarily as minor league pitcher until 1969 and became full-time outfielder in 1970.
- Willie Smith made 15 appearances for Angels in 1964...Was converted to full-time outfielder later that year.
- Shohei Ohtani has served as a two-way player since joining Angels in 2018.
- Jared Walsh has served as a two-way player since joining Angels in 2019.



2021 LOS ANGELES ANGELS

JUAN GRATEROL

#66

BORN: FEB. 14, 1989

OPENING DAY AGE: 32

BIRTHPLACE: MARACAY, VZ

RESIDES: ARAGUA, VZ

MLB SERVICE: 1 YEAR, 126 DAYS

ACQUIRED: SIGNED AS MINOR LEAGUE FREE AGENT, DEC. 29, 2020

SIGNED THRU: 2021; SIGNED ONE-YEAR CONTRACT; 1 OPTION REMAINING



CATCHER

HEIGHT: 6-1

WEIGHT: 205

BATS: R

THROWS: R

NON-ROSTER INVITEE

GRATEROL'S LIFETIME PLAYING RECORD

Year	Club	AVG	G	AB	R	H	2B	3B	HR	RBI	SH	SF	HBP	BB	IBB	SO	SB	CS	GDP	OBP	SLG	E
2006	— Royals (DSL)	.296	48	152	31	45	8	0	0	20	1	1	5	18	0	10	0	0	7	.386	.349	4
2007	— Burlington	.225	33	102	12	23	1	0	0	10	0	1	1	9	0	17	1	0	8	.292	.235	2
2008	— Idaho Falls	.276	32	98	13	27	4	0	0	15	0	0	3	11	0	16	2	1	5	.366	.316	1
2009	— Idaho Falls	.286	3	7	2	2	0	0	0	1	2	1	1	2	0	1	0	0	0	.455	.286	0
	Burlington	.310	29	87	10	27	4	0	0	10	2	2	1	6	0	12	2	0	2	.354	.356	3
2010	— Wilmington	.000	3	6	0	0	0	0	0	2	0	1	0	1	0	1	0	0	0	.125	.000	0
	Burlington	.292	31	113	9	33	4	0	0	9	0	0	1	6	0	9	0	0	4	.333	.327	3
2011	— Wilmington	.182	23	77	3	14	2	0	1	5	0	0	0	6	0	16	0	0	2	.241	.247	7
	Kane County	.203	35	123	5	25	3	0	0	6	2	0	0	10	0	12	0	0	8	.263	.228	2
2012	— Wilmington	.301	61	196	26	59	12	0	2	18	4	0	4	7	0	24	0	2	12	.338	.393	2
2013	— NW Arkansas	.286	56	182	17	52	6	0	3	17	4	1	2	6	0	22	3	0	7	.314	.368	5
2014	— NW Arkansas	.280	70	246	17	69	17	0	4	28	5	1	3	9	0	29	0	0	11	.313	.398	5
	Omaha	.250	7	20	0	0	0	0	0	2	0	1	0	0	0	4	0	0	2	.238	.250	0
2015	— Charleston	.200	3	10	1	2	1	0	0	1	0	0	0	2	0	1	0	0	1	.333	.300	0
	Scranton/WB	.200	20	70	8	14	1	0	1	9	0	1	0	1	0	10	0	0	6	.208	.257	1
	Trenton	.188	5	16	1	3	0	0	0	2	0	0	0	2	0	2	0	0	0	.278	.188	1
2016	— Salt Lake	.300	68	227	24	68	10	0	2	23	2	2	5	10	0	27	2	1	13	.340	.370	3
	LAA	.286	9	14	2	4	2	0	0	3	1	0	0	0	0	3	0	0	0	.429	.286	0
2017	— Buffalo	.429	4	14	2	6	0	0	0	0	0	0	0	0	0	1	0	0	2	.429	.429	0
	LAA	.202	48	84	5	17	4	0	0	10	0	2	0	1	0	13	0	0	4	.250	.207	1
2018	— Salt Lake	.322	24	90	11	29	5	0	0	13	1	1	1	3	0	10	0	0	2	.347	.378	5
	LAA	1.000	1	1	0	1	0	0	0	0	0	0	0	0	0	0	0	0	0	1.000	1.000	0
	Rochester	.284	34	116	12	33	6	0	0	10	0	1	4	2	0	3	0	0	6	.317	.336	5
	MINNESOTA	.143	3	7	2	1	0	0	0	0	0	0	0	1	0	0	0	0	0	.250	.143	0
2019	— Louisville	.249	58	209	19	52	8	1	2	26	0	1	2	14	0	18	0	1	11	.301	.325	5
	CINCINNATI	.222	6	18	1	4	0	0	0	1	0	0	0	0	0	4	0	0	0	.222	.222	0
2020	— MINNESOTA	<i>DID NOT PLAY — Participated at Twins Alternate Training Site</i>																				
MAJOR TOTALS		.218	67	124	10	27	6	0	0	14	1	2	0	2	0	20	0	0	4	.227	.266	1
ANGELS TOTALS		.222	58	99	7	22	6	0	0	13	1	2	0	1	0	16	0	0	4	.225	.283	1
A.L. TOTALS		.217	61	106	9	23	6	0	0	13	1	2	0	2	0	16	0	0	4	.227	.274	1
MINOR TOTALS		.272	647	2161	223	588	92	1	15	227	23	15	33	125	0	245	10	5	90	.320	.336	53

2020 SEASON

- ◆ Was a non-roster invitee to **Twins** Spring Training...Was part of Minnesota's Player Pool and worked out at Alternate Training Site in St. Paul, MN...Did not appear in a regular season game.
- ◆ Elected free agency, Nov. 2.

CAREER HIGHLIGHTS

- ◆ 2021 marks fourth stint with Angels organization.
- ◆ Made Major League debut with Angels Sept. 2, 2016 at Seattle after 11 seasons in the minors and logged first big league hit and RBI (9th inning RBI double).
- ◆ In 2017 with Angels, set career highs in nearly ever category including games (48), runs (5), hits (17), doubles (4) and RBI (10).
- ◆ Has thrown out 31.6% (12/38) of would-be base stealers in career.



2021 LOS ANGELES ANGELS



CAREER TRANSACTIONS

- ◆ Sept. 6, 2005...Signed as non-drafted free agent with **Royals** (signed by Royals scout Juan Indriago).
- ◆ Nov. 10, 2014...Signed as minor league free agent with **Yankees**.
- ◆ Jan. 12, 2016...Signed as minor league free agent with **Angels**.
- ◆ Nov. 28, 2016...Claimed off waivers from **Angels** by **Reds**.
- ◆ Dec. 23, 2016...Claimed off waivers from **Reds** by **Diamondbacks**.
- ◆ Jan. 19, 2017...Claimed off waivers from **Diamondbacks** by **Angels**.
- ◆ Jan. 23, 2017...Claimed off waivers from **Angels** by **Blue Jays**.
- ◆ Apr. 18, 2017...Traded by **Blue Jays** to **Angels** for a PTBNL or cash considerations.
- ◆ June 28, 2017...Signed as minor league free agent with **Twins**.
- ◆ Oct. 10, 2018...Claimed off waivers from **Twins** by **Reds**.
- ◆ Dec. 26, 2019...Signed as minor league free agent with **Twins**.
- ◆ Dec. 29, 2020...Signed as minor league free agent with **Angels**.

PERSONAL/MISC

- ◆ Juan José Graterol (GRAD-er-all)...On Twitter: @GraterolJuan59.
- ◆ Juan and wife Rosangel have one daughter, Antonella.
- ◆ Has played in Venezuelan Winter League with Tiburones de La Guaira (2013-14), Aguilas del Zulia (2015-16), Tigres de Aragua (2016-17) and Leones del Caracas (2018-19).



GRATEROL






2021 LOS ANGELES ANGELS

JUNIOR GUERRA

#41

BORN: JAN. 16, 1985
BIRTHPLACE: SAN FELIX, VZ
MLB SERVICE: 4 YEARS, 155 DAYS
ACQUIRED: SIGNED AS MINOR LEAGUE FREE AGENT, FEB. 8, 2021
SIGNED THRU: 2021; SIGNED ONE-YEAR CONTRACT; 0 OPTIONS REMAINING

OPENING DAY AGE: 36
RESIDES: BARQUISIMETO, VZ



RHP

HEIGHT: 6-0

WEIGHT: 235

BATS: R

THROWS: R

NON-ROSTER INVITEE

GUERRA'S LIFETIME PITCHING RECORD

Year	Club	W-L	ERA	G	GS	CG	GF	SHO	SV	IP	H	R	ER	HR	HB	BB	IBB	SO	WP	BK	BAA
2006	—Rome	0-0	3.38	2	0	0	2	0	1	2.2	4	1	1	0	0	0	0	1	0	0	.364
	Braves (GCL)	0-1	6.75	14	0	0	3	0	1	24	25	19	18	3	2	16	0	16	5	2	.266
	Danville	0-1	9.00	2	0	0	1	0	0	2	2	2	2	0	0	0	0	1	0	0	.250
2007	—									<i>DID NOT PITCH</i>											
2008	—Brooklyn	0-0	54.00	1	0	0	0	0	0	0.1	1	2	2	0	1	1	0	0	0	0	.500
	Kingsport	0-0	2.25	3	0	0	1	0	0	4	0	1	1	0	1	3	0	3	0	1	.000
	Savannah	1-1	1.75	10	0	0	6	0	2	25.2	14	6	5	3	2	2	0	34	2	1	.156
	St. Lucie	0-0	0.00	4	0	0	1	0	0	4	0	0	0	0	0	1	0	4	1	0	.000
2009	—									<i>DID NOT PITCH — Restricted List</i>											
2010	—Sant Boi (Spain)									<i>STATISTICS NOT AVAILABLE</i>											
2011	—Wichita (Ind.)	9-3	3.57	20	20	0	0	0	0	128.2	109	58	51	7	3	72	0	103	10	0	—
2012	—Yucatan (Mex.)	1-3	5.46	5	5	0	0	0	0	28	26	17	17	3	0	22	1	20	5	0	.252
2013	—Wichita (Ind.)	9-4	3.30	21	19	2	0	0	0	122.2	118	59	45	5	8	58	0	126	18	0	—
2014	—San Marino (Italy)									<i>STATISTICS NOT AVAILABLE</i>											
2015	—Birmingham	2-3	2.29	5	3	0	2	0	0	19.2	15	5	5	2	2	4	0	26	2	0	.221
	Charlotte	2-4	3.39	26	8	0	13	0	7	63.2	44	24	24	5	1	29	0	79	6	1	.193
	CHICAGO (A.L.)	0-0	6.75	3	0	0	3	0	0	4	7	3	3	1	0	1	1	3	1	0	.412
2016	—Colo. Springs	0-2	4.05	5	5	0	0	0	0	26.2	18	12	12	2	0	11	0	25	1	0	.194
	MILWAUKEE	9-3	2.81	20	20	0	0	0	0	121.2	94	40	38	10	3	43	2	100	7	1	.213
2017	—MILWAUKEE	1-4	5.12	21	14	0	2	0	0	70.1	61	44	40	18	4	43	0	67	5	0	.230
	Biloxi (1)	0-1	3.60	1	1	0	0	0	0	5	6	5	2	2	0	3	0	4	1	0	.333
	Colo. Springs	2-2	2.10	6	6	0	0	0	0	30	27	8	7	0	0	12	0	20	3	0	.252
2018	—Colo. Springs	1-0	1.59	1	1	0	0	0	0	5.2	2	1	1	1	0	1	0	6	0	0	.100
	MILWAUKEE	6-9	4.09	31	26	0	1	0	0	141	143	74	64	19	4	55	0	136	11	0	.264
2019	—MILWAUKEE	9-5	3.55	72	0	0	11	0	3	83.2	58	35	33	11	4	36	2	77	5	0	.194
2020	—ARIZONA	1-2	3.04	25	0	0	5	0	0	23.2	17	10	8	1	2	15	2	21	2	0	.205
MAJOR TOTALS	26-23	3.77	172	60	0	22	0	3	444.1	380	206	186	60	17	193	7	404	31	1	.231	
N.L. TOTALS	26-23	3.74	169	60	0	19	0	3	440.1	373	203	183	59	17	192	6	401	30	1	.229	
IND. TOTALS	18-7	3.44	41	39	2	0	0	0	251.1	227	117	96	12	11	130	0	229	28	0	—	
MINOR TOTALS	8-15	3.38	80	24	0	29	0	11	213.1	158	86	80	18	9	83	0	219	21	5	.207	

(1) rehab assignment

Disabling Injuries: **2018** — Right forearm tightness; disabled July 14 - July 24
2017 — Right shin contusion; disabled July 9 (retro to July 8) - July 18
 Strained right calf; disabled Apr. 4 - May 26
2016 — Right elbow inflammation; disabled Aug. 8 (retro to Aug. 4) - Sept. 2

2020 SEASON

- ◆ Appeared in 25 games out of bullpen in first season with **Diamondbacks**, which ranked ninth among N.L. relievers.
- ◆ 83.7 MPH average exit velocity was lowest among all D-backs pitchers (min. 300 pitches).
- ◆ Opponents were limited to a .152 average (5/33) with runners in scoring position and were hitless in 12 at-bats with RISP and two outs.
- ◆ Allowed just one home run on season...0.38 HR/9 rate ranked seventh among N.L. relievers (min. 20 IP).

CAREER HIGHLIGHTS

- ◆ Led N.L. relievers in 2019 with 83.2 innings in a career-high 72 appearances for Milwaukee.
- ◆ Was Brewers Opening Day starter in 2017, but exited game in the third inning due to a strained right calf.
- ◆ In 2016, was named Brewers Pitcher of the Year after going 9-3 with a 2.81 ERA (121.2 IP - 38 ER) in 20 starts.

2021 LOS ANGELES ANGELS



- ◆ Pitched in two games in relief for Brewers during 2018 NLCS vs. Dodgers.
- ◆ Became first player acquired by Brewers General Manager David Stearns, when he was claimed off waivers in 2015.
- ◆ Made Major League debut in relief with White Sox, June 12, 2015 at Tampa Bay (2 IP, 4 H, 1 ER, 1 BB, 2 SO).
- ◆ Began professional career as an outfielder/catcher in Braves organization at the Rookie and Class-A levels from 2002-06...Converted into a pitcher during the 2006 season

POSTSEASON SUMMARY

- ◆ Made postseason debut in **2018** with **Brewers**, during NLCS vs. Dodgers...Worked a scoreless inning in Game 2 and stranded an inherited runner...Took loss in Game 4; entered game in 10th inning and retired first 10 batters faced, before allowing single to Manny Machado and walk-off single by Cody Bellinger in 13th inning.
- ◆ Was on **Brewers** postseason roster in **2019** but did not appear in Wild Card Game loss at Washington.

LEAGUE CHAMPIONSHIP SERIES TOTALS

Year	Club, Opp.	W-L	ERA	G	GS	CG	SHO	SV	IP	H	R	ER	BB	SO
2018	MIL, LAD	0-1	1.93	2	0	0	0	0	4.2	2	1	1	0	5

CAREER TRANSACTIONS

- ◆ Oct. 2, 2001...Signed with **Braves** as international free agent.
- ◆ Oct. 17, 2007...Signed with **Mets** as minor league free agent.
- ◆ Oct. 28, 2014...Signed with **White Sox** as minor league free agent.
- ◆ Oct. 7, 2015...Claimed off waivers from **White Sox** by **Brewers**.
- ◆ Jan. 6, 2020...Signed with **Diamondbacks** as a free agent.
- ◆ Feb. 8, 2021...Signed with **Angels** as minor league free agent.

PERSONAL/MISC

- ◆ Junior J. Guerra...On Twitter: @juni1685.
- ◆ Junior and his wife Erika have two children: Veronica and Danna.
- ◆ Nickname is "Cabezón"...Has used the name for past Player's Weekend jerseys...Nickname originated in his youth, because he had a big head.
- ◆ Played for MLB All-Stars in 2018 MLB Japan All-Star Series, posting a 3.86 ERA (9.1 IP - 4 ER) in two starts.
- ◆ Learned how to throw splitter from former Major League reliever Jean Machi while they were pitching in winter ball in Venezuela in 2009.
- ◆ Has pitched in Venezuelan Winter League for Tiburones de La Guaira nearly every offseason since 2008.
- ◆ Played for Honolulu Sharks in 2008 Hawaiian Winter Baseball League.
- ◆ Competed in Europe for two seasons...Spent 2010 in Spain with CB Sant Boi and won Spanish Baseball Championship...Played for T&A San Marino in 2014 Italian Baseball League.
- ◆ Pitched two seasons for Wichita Wingnuts (2011 & 2013) in American Association and spent 2012 in Mexican League with Leones de Yucatan.

ROBERT O. FISHEL AWARD

The Robert O. Fishel Award, named after the longtime baseball executive, goes to the "active, non-uniformed representative of MLB whose ethics, character, dedication, service, professionalism and humanitarianism best represent the standards propounded by Robert O. Fishel." Fishel, an executive with the Cleveland Indians, St. Louis Browns, New York Yankees and A.L. Office, was the inaugural Award winner in 1981. All-time honorees are:

- | | |
|--|--|
| 1981 – Robert O. Fishel, American League | 2001 – Rob Matwick, Houston Astros |
| 1982 – Robert W. Brown, Baltimore Orioles | 2002 – Mike Swanson, Arizona Diamondbacks |
| 1983 – Larry Shenk, Philadelphia Phillies | 2003 – Rick Vaughn, Tampa Bay Devil Rays |
| 1984 – Arthur E. (Red) Patterson, Angels | 2004 – Jeff Idelson, Baseball Hall of Fame |
| 1985 – Jim Ferguson, Cincinnati Reds | 2005 – Randy Adamack, Seattle Mariners |
| 1986 – Fred Claire, Los Angeles Dodgers | 2006 – Rob Butcher, Cincinnati Reds |
| 1987 – Jim Toomey, St. Louis Cardinals | 2007 – Richard Levin, Major League Baseball |
| 1988 – Tom Mee, Minnesota Twins | 2008 – Scott Reifert, Chicago White Sox |
| 1989 – Donald Davidson, Houston Astros | 2009 – Pat Courtney, Major League Baseball |
| 1990 – Ned Colletti, Chicago Cubs | 2010 – Jay Alves, Colorado Rockies |
| 1991 – Phyllis K. Merhige, American League | 2011 – Jim Trdinich, Pittsburgh Pirates |
| 1992 – Richard Griffin, Montreal Expos | 2012 – Staci Slaughter, San Francisco Giants |
| 1993 – John Blake, Texas Rangers | 2013 – Tim Hevly, Seattle Mariners |
| 1994 – Katy Feeney, National League | 2014 – Jason Zillo, New York Yankees |
| 1995 – Howard Starkman, Toronto Blue Jays | 2015 – Brian Bartow, St. Louis Cardinals |
| 1996 – Bill Guilfoile, Baseball Hall of Fame | 2016 – Bart Swain, Cleveland Indians |
| 1997 – Dick Bresciani, Boston Red Sox | 2017 – Gene Dias, Houston Astros |
| 1998 – Jay Horwitz, New York Mets | 2018 – Josh Rawitch, Arizona Diamondbacks |
| 1999 – Bob DiBasio, Cleveland Indians | 2019 – Tyler Barnes, Milwaukee Brewers |
| 2000 – Tim Mead, Angels | 2020 – Dustin Morse, Minnesota Twins |

GUERRA





2021 LOS ANGELES ANGELS



ANDREW HEANEY

#28

BORN: JUNE 5, 1991

OPENING DAY AGE: 29

BIRTHPLACE: OKLAHOMA CITY, OK

RESIDES: OKLAHOMA CITY, OK

MLB SERVICE: 5 YEARS, 150 DAYS

ACQUIRED: FROM DODGERS IN EXCHANGE FOR INF HOWIE KENDRICK, DEC. 10, 2014

SIGNED THRU: 2021; 4TH-YEAR ARB. ELIGIBLE

LHP

HEIGHT: 6-2

WEIGHT: 200

BATS: L

THROWS: L

HEANEY'S LIFETIME PITCHING RECORD

Year	Club	W-L	ERA	G	GS	CG	GF	SHO	SV	IP	H	R	ER	HR	HB	BB	IBB	SO	WP	BK	BAA
2012	Marlins (GCL)	0-0	2.57	2	2	0	0	0	0	7	7	2	2	0	1	2	0	9	0	0	.259
	Greensboro	1-2	4.95	4	4	0	0	0	0	20	25	15	11	0	1	4	0	21	0	0	.287
2013	Jupiter	5-2	0.88	13	12	0	1	0	0	61.2	45	11	6	2	6	17	0	66	3	0	.193
	Jacksonville	4-1	2.94	6	6	1	0	0	0	33.2	31	11	11	2	0	9	0	23	0	0	.242
2014	Jacksonville	4-2	2.35	9	8	0	0	0	0	53.2	45	16	14	2	0	13	0	52	5	0	.223
	New Orleans	5-4	3.87	15	15	1	0	1	0	83.2	75	45	36	9	4	23	0	91	3	0	.234
	MIAMI	0-3	5.83	7	5	0	2	0	0	29.1	32	19	19	6	3	7	0	20	2	0	.281
2015	Salt Lake	6-2	4.71	14	14	0	0	0	0	78.1	95	49	41	2	3	25	0	74	7	0	.298
	LAA	6-4	3.49	18	18	0	0	0	0	105.2	99	41	41	9	6	28	1	78	4	0	.248
2016	LAA	0-1	6.00	1	1	0	0	0	0	6	7	4	4	2	0	0	0	7	0	0	.280
2017	Angels (AZL) (1)	0-1	1.74	3	3	0	0	0	0	10.1	11	3	2	0	0	1	0	15	0	0	.268
	Salt Lake (1)	1-1	3.12	3	3	0	0	0	0	17.1	17	7	6	2	1	4	0	14	0	0	.266
	LAA	1-2	7.06	5	5	0	0	0	0	21.2	27	17	17	12	0	9	0	27	2	0	.300
2018	Inland Empire (11)-0	1.42	1	1	0	0	0	0	0	6.1	2	1	1	0	0	1	0	6	1	0	.095
	LAA	9-10	4.15	30	30	1	0	1	0	180	171	91	83	27	8	45	0	180	9	0	.248
2019	Salt Lake (1)	0-0	0.00	1	1	0	0	0	0	4.1	2	0	0	0	0	1	0	10	0	0	.133
	LAA	4-6	4.91	18	18	0	0	0	0	95.1	93	53	52	20	7	30	1	118	4	0	.251
2020	LAA	4-3	4.46	12	12	0	0	0	0	66.2	63	35	33	9	2	19	1	70	2	0	.246
MAJOR TOTALS		24-29	4.44	91	89	1	2	1	0	504.2	492	260	249	85	26	138	3	500	23	0	.253
MINOR TOTALS		27-15	3.11	71	69	2	1	1	0	376.1	355	160	130	19	16	100	0	381	19	0	.243

(1) rehab assignment

Disabling Injuries: **2019** — Left shoulder inflammation; disabled July 20 (retro July 17) - Aug. 10
 Left elbow inflammation; disabled Mar. 28 (retro to Mar. 25) - May 26
2018 — Left elbow inflammation; disabled Mar. 29 (retro to Mar. 26) - Apr. 13
2017 — Left elbow UCL injury; disabled Apr. 1 (retro to Mar. 30) - Aug. 18
2016 — Left flexor muscle strain; disabled Apr. 6 - end of season

2020 SEASON

- ◆ Led Angels pitching staff in starts (12) and innings pitched (66.2) and ranked second in strikeouts (70).
- ◆ Made first career Opening Day start, July 24 at Oakland...Became Angels fifth different Opening Day starter in last six years.
- ◆ Tallied 500th career strikeout against Cody Bellinger, Sept. 25 at Dodger Stadium in final start of season.
- ◆ Ranked second in Majors and led American League with a 67.3% first pitch strike rate.
- ◆ Held opponents to a .203 (12/59) average against his curveball...Since 2017, opposing hitters are batting .206 (75/364) against the pitch with 158 strikeouts.

CAREER HIGHLIGHTS

- ◆ Made Major League debut with Miami, June 19, 2014 vs. New York Mets at Marlins Park...Traded twice in one day (Dec. 10, 2014) during MLB Winter Meetings; from Marlins to Dodgers and Dodgers to Angels...Earned first win of Major League career June 30, 2015 for Angels vs. Yankees...Underwent Tommy John surgery July 1, 2016.

FIRST PITCH SWINGING

Since 2017, opponents swung at the first pitch 33.4% of the time vs. Heaney, which is the second-highest rate in the American League and seventh highest in the Majors.

2021 LOS ANGELES ANGELS



MAJOR LEAGUE SUMMARY

2019

- ◆ Began season on **Angels** injured list and missed first 51 games with left elbow inflammation...Made one rehab appearance with Triple-A **Salt Lake** May 20 vs. Las Vegas tossing 4.1 scoreless with 10 strikeouts (Bees would set franchise record with 19 SO)...Missed 21 games during second injured list stint July 20 (retro to July 17) - Aug. 10 with left shoulder inflammation.
- ◆ Had opponents swing at first pitch in 34.2% of plate appearances, which ranked third in American League (min. 1500 pitches thrown)...His 31.2% swing and miss rate ranked eighth in A.L. (min. 1500 pitches).
- ◆ Allowed five earned runs across 24.2 innings (1.82 ERA) in first four starts following return from second IL stint.
- ◆ Recorded career-high 14 strikeouts Aug. 20 in first game of doubleheader at Texas...Most strikeouts for an Angels pitcher since Dan Haren (14), May 24, 2012 at SEA...Joined Frank Tanana (17 SO) as only Angels lefties with 14+ strikeouts and zero walks in a game (Tanana's also came in first game of a doubleheader against Rangers, June 21, 1975).
- ◆ Angels won all five of his starts from July 16 – Aug. 27, which was longest streak for any LAA pitcher in 2019.

2018

- ◆ Recipient of Nick Adenhardt Pitcher of the Year Award, which is given to Angels pitcher whose performance is selected by his teammates as the most outstanding throughout the course of the regular season... Became first left-hander to win the award.
- ◆ Opened year on disabled list (left elbow inflammation) for second consecutive season...Made one rehab appearance with Adv.-A **Inland Empire** April 6 (W; 6.1 IP, 2 H, 1 ER, 1 BB, 6 SO) before making season debut with **Angels** April 13 at Kansas City.
- ◆ Set single-season career highs in nearly every pitching category, including wins, games, starts, innings pitched and strikeouts...Led Angels pitching staff in innings and strikeouts...His 180 strikeouts were the most by an Angels pitcher since C.J. Wilson (188) in 2013.
- ◆ Did not allow a home run to a left-handed batter all season...His 160 left-handed batters faced without allowing a home run were most in American League and third-most in Majors...Has not allowed a home run to a left-handed batter since April 5, 2016 (Anthony Rizzo).
- ◆ Tossed one-hit shutout on June 5 (his 27th birthday) vs. Kansas City...Marked first complete game and shutout of career...First CG one-hitter for Angels since Ervin Santana on June 16, 2012 vs. Arizona...First Angels lefty with a one-hit shutout since Chuck Finley on May 26, 1989 at Boston...Became first Major League pitcher to throw a one-hit shutout on his birthday since Cardinals' Vicente Palacios on July 19, 1994 at Houston.
- ◆ In final 13 home starts of year, went 7-2 with a 2.65 ERA (85 IP - 25 ER)...His home ERA ranked third in American League in that span (since April 27) behind Corey Kluber (2.29) and Mike Fiers (2.46)...Road victory on Aug. 30 at Houston was first since Sept. 2, 2015 at Oakland...Streak of 17 straight road starts without a win was longest in Angels history (previous was 16 by Rudy May from 1965-69).

HAPPY BIRTHDAY!

ANGELS TO THROW A SHUTOUT ON THEIR BIRTHDAY

PITCHER	DATE
ANDREW HEANEY (Age 27)	6/5/18 vs. KC
Andy Messersmith (Age 26)	8/6/71 vs. MIN
Marcelino Lopez (Age 23)	9/23/66 vs. BAL
George Brunet (Age 31)	6/8/66 vs. CWS



2017

- ◆ Opened year on disabled list recovering from Tommy John surgery (July 1, 2016).
- ◆ First rehab appearance July 13 for **AZL Angels** marked first game action since April 5, 2016.
- ◆ Made six total rehab starts between AZL Angels and Triple-A **Salt Lake** before returning to **Angels** for first start Aug. 18 at Baltimore...Missed total of 281 games on disabled list.
- ◆ Recorded 10 strikeouts Aug. 28 vs. Oakland, which established a new single-game career high.
- ◆ Did not walk a batter in each of first two starts for Angels...Including final start of 2016, streak of three starts without a walk is tied for third longest streak in Angels history behind only streaks of four consecutive starts with no walks by Matt Shoemaker (May 21-June 6, 2016) and Bert Blyleven (Apr. 9-27, 1990).

2016

- ◆ Made lone start of season for **Angels** Apr. 5 vs. Cubs and allowed four earned runs in six innings pitched and matched then career-high with seven strikeouts.
- ◆ Missed final 160 games of season after being placed on disabled list Apr. 6 with a left flexor muscle strain.
- ◆ Underwent Tommy John surgery July 1 after platelet-rich injections and stem cell therapy were unsuccessful... Surgery was performed by Dr. Neal ElAttrache in Los Angeles.

2015

- ◆ Promoted to **Angels** June 24 and made Halos debut that day vs. Houston (6 IP, 1 ER, 4 H, 1 BB, 5 SO).
- ◆ Among American League rookies, ranked fourth in ERA, sixth in starts and batting average against (.248), eighth in innings pitched and strikeouts and tied for ninth in wins.
- ◆ Named A.L. Rookie of the Month for July...Went 4-0 with a 1.98 ERA and 19 strikeouts in 27.1 IP over four starts.



2021 LOS ANGELES ANGELS

- ◆ In first six starts of season, went 5-0 with a 1.79 ERA (40.1 IP – 8 ER), 31 strikeouts and five walks.
- ◆ His six consecutive team wins to start his Halos career tied Jarrod Washburn for Club record (in starts) among lefties and were one shy of Jered Weaver's overall Cub record.
- ◆ Earned first win of Major League career June 30 vs. Yankees.

2014

- ◆ Made Major League debut with **Miami** June 19 vs. New York Mets at Marlins Park.
- ◆ Held opponents scoreless over two relief outings (4.2 IP) following Sept. call-up, allowing two hits and striking out four.
- ◆ Third and final appearance of season was start on Sept. 26 at Washington in second game of doubleheader.
- ◆ Was traded twice in one day on Dec. 10 during MLB Winter Meetings...Was first sent by Miami to **Los Angeles Dodgers** along with C/IF Austin Barnes, RHP Chris Hatcher and OF Enrique Hernandez in exchange for INF Dee Gordon, RHP Dan Haren, INF Miguel Rojas and cash consideration...Later that day was dealt by Dodgers to **Angels** in exchange for INF Howie Kendrick.

NOTABLE MINOR LEAGUE AWARDS AND HONORS

- ◆ **2014** Southern League Pitcher of the Week for April 14-20...Southern League Mid-Season All-Star...Marlins Minor League Pitcher of the Month for May.
- ◆ **2013** MiLB.com Organization All-Star...Marlins Organizational Pitcher of the Month for July.

CAREER TRANSACTIONS

- ◆ June 9, 2009...Selected by **Rays** in 24th round of 2009 First-Year Player Draft (did not sign).
- ◆ June 4, 2012...Selected by **Marlins** in first round (ninth overall) of 2012 First-Year Player Draft (signed July 13, 2012).
- ◆ Dec. 10, 2014...Traded by **Marlins** with C Austin Barnes, RHP Chris Hatcher and INF Enrique Hernandez to **Dodgers** for INF Dee Gordon, RHP Dan Haren, INF Miguel Rojas and cash considerations.
- ◆ Dec. 10, 2014...Traded by **Dodgers** to **Angels** for INF Howie Kendrick.

PERSONAL/MISC

- ◆ Andrew M. Heaney (Hee-knee)...On Twitter: @Heandog8.
- ◆ Angels nominee in 2018 and 2019 for Roberto Clemente Award.
- ◆ Since 2017, alongside wife Jordan, hosts a Pup Cup 5K-9 event with the mission of providing patients at CHOC with therapy dogs to help in recovery efforts.
- ◆ Angels ambassador for the "Home Plate Project," a league-wide initiative by all 30 MLB Clubs and more than four dozen Major League players to support childhood hunger prevention and battle food insecurity.
- ◆ Annually participates in off-season mission trips to Honduras along with other Major League and Minor League players to help build a new learning center and teach baseball.
- ◆ Attended Putnam City HS (OK) and Oklahoma State University...Named Big 12 Conference Pitcher of the Year and Division I First-Team All-American in 2012 after leading NCAA with 140 strikeouts in 118.1 innings pitched.
- ◆ Played in Arizona Fall League following 2013 season, going 2-1 with a 1.95 ERA (27.2 IP - 6 ER) in seven starts for Glendale...Earned AFL Player of the Week Honors during the season's fifth week.
- ◆ Named by *Baseball America* and MLB.com as Marlins top rated prospect entering 2014 season...Named as having best slider in Marlins organization by *Baseball America*...Rated by MLB.com as top left-handed prospect in all of Minor League Baseball entering 2014.
- ◆ Entered 2015 ranked as Angels #1 prospect according to *Baseball America*.
- ◆ Married his wife, Jordan Ore, Jan. 11, 2014.
- ◆ Originally signed by Marlins scout Steve Taylor.

MAJOR LEAGUE HITTING TOTALS

AVG	AB	H	HR	RBI
.095	21	2	0	0

CAREER FIELDING

POS	PCT	G	PO	A	E	TC	DP
P	.987	91	28	50	1	79	6

HEANEY'S CAREER HIGHS

	SEASON		GAME
Wins	9 — 2018	SO	14 — 8/20/19 (Game 1) at TEX
Losses	10 — 2018	IP	9 — 6/5/18 vs. KC
ERA	3.49 — 2015	R & ER	8 — 8/22/15 vs. TOR
IP	180 — 2018	BB	5 — Twice; last, 5/19/18 vs. TB
SO	180 — 2018	H	10 — 3 times; last, 9/13/19 vs. TB

2021 LOS ANGELES ANGELS



#4



JOSÉ IGLESIAS

BORN: JAN. 5, 1990

BIRTHPLACE: HAVANA, CUBA

MLB SERVICE: 8 YEARS, 36 DAYS

ACQUIRED: FROM BALTIMORE IN EXCHANGE FOR RHP GARRETT STALLINGS AND RHP JEAN PINTO, DEC. 2, 2020

SIGNED THRU: 2021; CLUB OPTION EXERCISED

OPENING DAY AGE: 31

RESIDES: NORTH MIAMI, FL

INFIELDER

HEIGHT: 5-11

WEIGHT: 195

BATS: R

THROWS: R

IGLESIAS' LIFETIME PLAYING RECORD

Year	Club	AVG	G	AB	R	H	2B	3B	HR	RBI	SH	SF	HP	BB	IBB	SO	SB	CS	GDP	OBP	SLG	E
2010	—Lowell	.350	13	40	8	14	2	2	0	7	0	0	1	7	0	8	2	1	0	.458	.500	7
	Portland	.285	57	221	29	63	10	3	0	13	1	3	3	8	1	49	5	2	6	.315	.357	0
2011	—Pawtucket	.235	101	357	35	84	9	0	1	31	5	0	4	21	0	58	12	4	18	.285	.269	12
	BOSTON	.333	10	6	3	2	0	0	0	0	0	0	0	0	2	0	0	0	0	.333	.333	0
2012	—Lowell	.375	2	8	1	3	1	0	0	0	0	0	0	1	0	1	1	0	0	.444	.500	0
	Pawtucket	.266	88	353	46	94	9	1	1	23	9	5	2	27	0	46	12	3	9	.318	.306	13
	BOSTON	.118	25	68	5	8	2	0	1	2	2	0	3	4	0	16	1	0	2	.200	.191	2
2013	—Pawtucket	.202	33	119	17	24	2	0	4	15	3	1	1	9	0	18	5	3	6	.262	.319	5
	BOSTON	.330	63	215	27	71	10	2	1	19	0	2	6	11	0	30	3	1	4	.376	.409	3
	DETROIT	.259	46	135	12	35	6	0	2	10	4	0	5	4	0	30	2	1	3	.306	.348	0
2014																						
2015	—DETROIT	.300	120	416	44	125	17	3	2	23	4	3	6	25	2	44	11	8	10	.347	.370	11
2016	—Toledo	.375	4	16	2	6	1	0	1	1	0	0	0	0	0	0	0	0	0	.375	.625	0
	DETROIT	.255	137	467	57	119	26	0	4	32	7	3	8	28	1	50	7	4	12	.306	.336	5
2017	—DETROIT	.255	130	463	56	118	33	1	6	54	3	1	1	21	0	65	7	4	6	.288	.369	7
2018	—DETROIT	.269	125	432	43	116	31	3	5	48	3	2	8	19	0	47	15	6	11	.310	.389	8
2019	—CINCINNATI	.288	146	504	62	145	21	3	11	59	1	2	3	20	3	70	6	6	17	.318	.407	9
2020	—BALTIMORE	.373	39	142	16	53	17	0	3	24	0	1	4	3	0	17	0	0	1	.400	.556	1
	MAJOR TOTALS	.278	841	2848	325	792	163	12	35	271	24	14	44	135	6	371	52	30	66	.319	.381	49
	MINOR TOTALS	.259	298	1114	138	288	34	6	7	90	18	9	11	73	1	180	37	13	39	.308	.319	37

- Disabling Injuries:** **2020** — strained left quadriceps; disabled Aug. 18-27.
2018 — lower abdominal strain; disabled Aug. 30-end of season.
2017 — concussion; disabled April 21-27.
2016 — strained left hamstring; disabled Aug. 12-27.
2014 — bilateral tibial stress fracture; March 29-Oct. 31.

2020 SEASON

- ◆ In ninth big league season and first with **Baltimore**, set new career marks in average, on-base percentage and slugging...Paced the Club in average, doubles, OPS and fWAR (1.6)...
- ◆ 17 doubles ranked second in the A.L., trailing only Cleveland's Cesar Hernandez (20)...Paced the Majors with a .476 (30-for-63) average with runners on base and was tied for fifth with a .421 (16-for-38) average with runners in scoring position...8.82 PA/K rate ranked fourth in the A.L. (min. 150 PA), trailing Tommy La Stella (19.00), DJ LeMahieu (10.29) and David Fletcher (9.20).
- ◆ Increased his hard hit percentage by 12.9 percent (24.2 in 2019 to a career-high 37.1 in 2020) this season; the sixth-highest increase in the majors (according to Statcast)
- ◆ Made 22 starts at shortstop and 13 starts as the designated hitter

CAREER SUMMARY

- ◆ All-Star shortstop enters 10th big league season (does not include 2014...Missed entire season due to injury) and first with the Angels...Owns a career .278 (792/2848) average with 163 doubles, 35 home runs and 271 RBI...Since the start of 2015, 18 DRS at shortstop rank ninth in the Majors while his 37.5 UZR ranks third...Tabbed as an American League All-Star in 2015...Pinch hit for in the sixth inning at Great American Park and finished the game at shortstop (0/2, SO)...Finished second in the 2013 American League Rookie of the Year Voting to Tampa Bay's Wil Myers...Received A.L. Rookie of the Month honors in June 2013...Named a 2016 Gold Glove finalist at shortstop...Tabbed as Cincinnati's 2019 Heart and Hustle nominee.





2021 LOS ANGELES ANGELS

- ◆ Made Major League debut with Boston May 8, 2011 vs. Minnesota...Entered the game as a defensive replacement at shortstop in the 9th inning...Logged first big league hit Sept. 15th vs. Tampa Bay.

MAJOR LEAGUE SUMMARY

2019

- ◆ Named the **Reds** Opening Day shortstop after being a non-roster invitee to Spring Training...Set career-highs in games played, hits, home runs, runs, and RBI...Made a career-high 136 starts at shortstop and posted a .980 fielding percentage.
- ◆ Logged 700th career hit Aug. 12th at Washington...Is one of 27 Cuban-born players all time to log at least 700 hits in Majors.
- ◆ Ranked sixth in the National League with an average of 7.57 PA/K (530/70)...Hit his first two career grand slams: May 27 vs. Pittsburgh and July 29 vs. Pittsburgh.

2018

- ◆ In seventh big league season and fifth with the **Tigers**, set a new career high with 15 stolen bases...Was one of 13 players in the Majors and with in the American League to log 30 doubles and 15 stolen bases...Ranked ninth in the AL with a .333 (32-for-96) average with runners in scoring position.
- ◆ Named the Tigers' Player of the Month for June, after hitting .304/.326/.413 (28-for-92)
- ◆ Started at shortstop on Opening Day for the Tigers.

2017

- ◆ In fourth season with **Tigers**, set then career-highs in doubles (33), home runs (6), and RBI (54)...Tallied 15 doubles for the third consecutive season.
- ◆ In 130 games at shortstop, registered a 8.7 UZR which ranked fourth by a Major League shortstop and second in the A.L.
- ◆ Hit .327 (36-for-110) with runners in scoring position.
- ◆ Started at shortstop on Opening Day for the Tigers.

2016

- ◆ Paced the American League with an average of 10.26 PA/K (513/50) during fifth big league season and third with the **Tigers**.
- ◆ Posted a career-long 64-game errorless streak (snapped 5/25 vs. PHI).
- ◆ Named Tigers Player of the Month for June after batting .333 (31-for-93) with eight doubles, two home runs, 17 runs scored, and 10 RBI in 26 games during the month
- ◆ Started at shortstop on Opening Day for the Tigers.

2015

- ◆ In first full season with **Detroit**, named an American League All-Star for the first time in career...Hit .314 in the first half of the season...Was the highest first-half average by a Tiger shortstop since Carlos Guillen in 2007 (.325).
- ◆ Named to the 2015 American League All-Star team as a reserve...Game took place at the Great American Ball Park in Cincinnati...Entered the game in the 6th inning, pinch hitting for Alcides Escobar...Finished the game at shortstop, going 0-for-2 in two plate appearances against Jacob deGrom and Mark Melancon.
- ◆ Started at shortstop on Opening Day for the Tigers.

2014

- ◆ Missed the entire season due to bilateral tibial stress fractures.

2013

- ◆ Appeared in a then career high 109 games with the **Tigers** and finished second in the AL Rookie of the Year voting... Garnered 80 total points and finishing second to Tampa's Wil Myers (131 total points)...Selected as the Tigers Rookie of the Year by the Detroit sports media...Ranked second among AL rookies with 106 hits and 31 multi-hit games and finished sixth with 39 runs scored.
- ◆ Acquired by the Tigers from the Boston Red Sox on July 30th in exchange for OF Avisail Garcia and RHP Brayan Villarreal.
- ◆ Named the American League Rookie of the Month for June, after batting .395 (34-for-86) with four doubles, two triples, a home run, and 17 runs scored in 25 games during the month.
- ◆ Started at shortstop on Opening Day for the Red Sox; went 3-for-5 with a run scored and an RBI.

2012

- ◆ Spent the majority of the season with Triple-A **Pawtucket**...Appeared in 25 games for the **Red Sox** over two separate stints (5/1-2, and 8/25-end of season)...Made 23 starts at shortstop while with the Red Sox, committing two errors in 100 chances.

2011

- ◆ After beginning the season with Triple-A **Pawtucket**, made his Major League debut May 8 vs. Minnesota, entering the game as a defensive replacement at shortstop in the ninth inning...Collected his first career hit on 9/15 vs. TB, a single in the ninth inning off LHP Alex Torres.

POSTSEASON EXPERIENCE

- ◆ Made inaugural trip to the postseason with the **Tigers** in 2013...Combined to go 6-for-26 (.231) with two runs scored and an RBI across 11 postseason games...Appeared in five games vs. Oakland in the ALDS (.083; 1/12)...Posted a .357 (5/14) clip in six tilts vs. Boston in the ALCS...The .357 average ranked second on the Club (Victor Martinez, .364).





2021 LOS ANGELES ANGELS

RAISEL IGLESIAS

#32



BORN: JAN. 4, 1990 **OPENING DAY AGE:** 31
BIRTHPLACE: ISLA DE LA JUVENTUD, CUBA **RESIDES:** MIAMI, FL
MLB SERVICE: 5 YEARS, 154 DAYS
ACQUIRED: FROM REDS IN EXCHANGE FOR RHP NOÉ RAMÍREZ & PTBNL (INF LEONARDO RIVAS), DEC. 7, 2020
SIGNED THRU: 2021; SIGNED THREE-YEAR EXTENSION, NOV. 18, 2018

RHP**HEIGHT: 6-2****WEIGHT: 190****BATS: R****THROWS: R**

IGLESIAS' LIFETIME PITCHING RECORD

Year	Club	W-L	ERA	G	GS	CG	GF	SHO	SV	IP	H	R	ER	HR	HB	BB	IBB	SO	WP	BK	BAA
2015	— CINCINNATI	3-7	4.15	18	16	0	1	0	0	95.1	81	45	44	11	7	28	0	104	2	2	.228
	Louisville	1-3	3.41	6	6	0	0	0	0	29	26	12	11	4	0	8	0	21	1	0	.236
2016	— CINCINNATI	3-2	2.53	37	5	0	15	0	6	78.1	63	22	22	7	5	26	1	83	3	1	.216
	Pensacola (1)	0-0	0.00	3	2	0	0	0	0	5	3	0	0	0	0	1	1	5	1	1	.167
2017	— CINCINNATI	3-3	2.49	63	0	0	57	0	28	76	57	22	21	5	1	27	1	92	1	0	.207
2018	— CINCINNATI	2-5	2.38	66	0	0	57	0	30	72	52	22	19	12	2	25	2	80	2	0	.199
2019	— CINCINNATI	3-12	4.16	68	0	0	55★	0	34	67	61	31	31	12	2	21	4	89	3	0	.240
2020	— CINCINNATI	4-3	2.74	22	0	0	17	0	8	23	16	11	7	1	1	5	1	31	0	1	.193
MAJOR TOTALS		18-32	3.15	274	21	0	202	0	106	411.2	330	153	144	48	18	132	9	479	11	4	.217
MINOR TOTALS		1-3	2.91	9	8	0	0	0	0	34	29	12	11	4	0	9	1	26	2	1	.227

★ led or tied for league lead
 (1) rehab assignment

Disabling Injuries: **2018** — Left biceps strain; disabled May 23 (retro to May 20) - May 30
2016 — Right shoulder impingement; disabled May 1 (retro to Apr. 26) - June 21
2015 — Strained left oblique; disabled June 5 (retro to May 31) - July 11

2020 SEASON

- ◆ Led **Reds** staff in saves for fourth consecutive season after converting eight of 10 save opportunities.
- ◆ Recorded 100th career save, Aug. 8 at Milwaukee.
- ◆ In final 15 appearances of regular season, posted an 0.56 ERA (16 IP - 1 ER) with 18 strikeouts and held opponents to a .167 (9/54) batting average...Did not allow an earned run in last eight outings of regular season (8.2 IP).
- ◆ Retired first batter faced in 18 of his 22 appearances...Stranded all nine inherited runners during season.

CAREER HIGHLIGHTS

- ◆ One of five **Reds** relievers to post 28+ saves in three straight years, along with John Franco, Danny Graves, Francisco Cordero and Aroldis Chapman.
- ◆ Won 2017 Johnny Vander Meer Award, which is presented to **Reds** Most Outstanding Pitcher, in vote by Cincinnati chapter of BBWAA.
- ◆ **Reds** Opening Day starter in 2016.
- ◆ Made Major League debut Apr. 12, 2015 vs. STL and became eighth player in **Reds** history to reach Majors without playing a minor league game...Earned first Major League win May 13, 2015 vs. ATL...Recorded first Major League save Aug. 9, 2016 at STL.

MAJOR LEAGUE SUMMARY

2019

- ◆ Registered career-high 34 saves for **Reds**, which ranked T3rd in National League and T5th in Majors...Tied for N.L. lead in games finished (55) and also established a career high with 68 appearances.
- ◆ Retired all nine batters faced by strikeout during three game stretch from Apr. 18-20 at San Diego (struck out

CLOSING TIME

MLB SAVES LEADERS (since 2017)

	PLAYER	SAVES
T1.	Edwin Diaz	123
T1.	Kenley Jansen	123
3.	Brad Hand	103
4.	Alex Colome	101
5.	RAISEL IGLESIAS	100



2021 LOS ANGELES ANGELS



all three batters faced in each game)...Became only Reds pitcher since at least 1959 to retire nine consecutive batters, all by strikeout.

- ◆ Converted season-high 11 straight save chances from Apr. 18-July 15.
- ◆ In 11 Sept. appearances, posted seven saves and a 1.69 ERA (10.2 IP - 2 ER)...First nine outings of month were all scoreless (1-0, 7 SV, 9 IP, 2 H, 0 R, 1 BB, 15 SO)...Retired 26 of 29 batters faced and held opponents to a .071 (2/28) average.

2018

- ◆ In fourth Major League season with **Reds**, ranked fifth among National League relievers in saves (30) and games finished (57)...Was one of only 11 Major League pitchers with at least 30 saves.
- ◆ Became sixth Reds pitcher to record at least 28 saves in multiple seasons, joining: Aroldis Chapman (2012-2015), Francisco Cordero (2008-2011), Danny Graves (2000-2002 & 2004), Jeff Brantley (1995-1996) and John Franco (1986-1989).
- ◆ Produced saves in career-best six straight appearances, June 17-27.
- ◆ Retired 17 consecutive batters, May 7-13, including a stretch with four straight perfect appearances (15 BF, 5 IP, 7 SO).

2017

- ◆ Received Johnny Vander Meer Award as **Reds** Most Outstanding Pitcher, in vote by local BBWAA chapter.
- ◆ Recorded team-high 28 saves, which ranked sixth in National League...Ranked T2nd in N.L. with 57 games finished...Led Majors with eight saves of at least 2.0 innings and 11 saves of at least 1.2 innings...His eight 2+ inning saves were the most by any Major League pitcher since Danny Graves had 10 in 1999 (also for Reds).
- ◆ From June 27-Sept. 15, converted a career-high 15 consecutive save chances between his only blown saves of season (June 11 at LAD & Sept. 24 vs. BOS).
- ◆ Set career best with 19 consecutive scoreless appearances from Apr. 28-June 8; streak was snapped June 11 at LAD by Corey Seager's first career grand slam.
- ◆ Allowed seven of his 21 earned runs on two pitches: C.Seager grand slam and Marcell Ozuna 3-run HR (7/30 at MIA)...Season ERA in other 61 appearances was 1.70 (74.1 IP - 14 ER).

2016

- ◆ Was **Reds** Opening Day starter; second Cuban pitcher to start for Cincinnati on Opening Day (Reds Hall of Famer Dolf Luque, 1921 vs Pirates and 1928 vs Cubs).
- ◆ Pitched to a 3.49 ERA (28.1 IP - 11 ER) in five starts before going on DL with a impingement in his right shoulder.
- ◆ Returned from disabled list June 21 and made his last 32 appearances of season in relief...Posted a 1.29 ERA (49 IP - 7 ER) through first 31 relief outings before allowing four ER in one inning of work in final game of year.
- ◆ Recorded first Major League save Aug. 9 at St. Louis.
- ◆ Registered 22.2 consecutive scoreless innings across 11 outings, June 28-Aug. 4 to establish career-best scoreless inning streak.
- ◆ Pitched at least 2.0 innings in 17 of 32 relief appearances.

2015

- ◆ In first professional season with **Reds**, ranked among N.L. rookie leaders in opponent batting average (.228, 2nd), ERA (6th), strikeouts (6th), innings pitched (9th) and starts (T9th).
- ◆ Made Major League debut, Apr. 12 vs. St. Louis (ND; 5 IP, 5 H, 3 ER, 4 SO) and became first Reds player since Mike Leake in 2009 to play in the Major Leagues without appearing in a minor league game and the eighth Reds player overall to do it...First career strikeout victim was Jason Heyward, his second batter faced...Worked with C Bryan Pena became the first Reds pitcher/catcher battery born in Cuba since P Dolf Luque threw to C Manuel Cueto in 1918.
- ◆ Became first pitcher in modern Reds history to record 10+ strikeouts in three consecutive appearances(Aug. 23-Sept. 2)...Was also first Major League rookie with three straight 10+ strikeout games since LAD's Hideo Nomo did so in four straight starts in 1995.
- ◆ Set career high with 13 strikeouts, Aug. 23 vs Arizona...Most strikeouts by a Reds rookie since Gary Nolan's Club record 15 strikeouts, June 7, 1967 vs Giants.
- ◆ Produced seven straight quality starts, Aug. 1-Sept. 2, which was longest streak of year on Reds staff and longest by a Major League rookie.
- ◆ Singled off Kansas City's Edinson Volquez, Aug. 18 for first career hit.
- ◆ Was one of nine Reds rookie pitchers who combined for 110 starts...Reds season-ending streak of 64 consecutive starts by rookies is a modern Major League record.
- ◆ Totaled six starts with Triple-A **Louisville** across two minor league stints.

STRAIGHT TO THE SHOW

On April 12, 2015, Iglesias became eighth Reds player to make Major League debut without appearing in minor leagues, joining: P Joe Nuxhall (1944), P Bob G. Miller (1953), OF Al Silvera (1955), C Don Pavletich (1957), P Jay Hook (1957), SS Bobby Henrich (1957) and P Mike Leake (2010).





2021 LOS ANGELES ANGELS

POSTSEASON SUMMARY

- ◆ Made postseason debut in **2020** with **Reds**, during Game 1 of Wild Card Series at Atlanta and struck out all four batters faced...In Game 2, allowed four runs (three earned) on pair of two-run homers by Marcell Ozuna and Adam Duvall (yielded just one home run during regular season - 23 IP).

WILD CARD SERIES TOTALS

Year	Club, Opp.	W-L	ERA	G	GS	CG	SHO	SV	IP	H	R	ER	BB	SO
2020—	CIN, ATL	0-0	16.20	2	0	0	0	0	1.2	2	4	3	3	5

CAREER TRANSACTIONS

- ◆ June 27, 2014...Signed a seven-year contract with **Reds** as international free agent.
- ◆ Nov. 21, 2018...Signed a three-year contract extension with **Reds**.
- ◆ Dec. 7, 2020...Traded by **Reds** with cash considerations to **Angels** for for RHP Noé Ramirez and a player to be named later (INF Leonardo Rivas - Dec. 10, 2020).

PERSONAL/MISC

- ◆ Raisel Iglesias...First name is pronounced 'rye-SELL'.
- ◆ Pitched three seasons in Cuban National Series for hometown Toronjeros de Isla de la Juventud...Was a teammate of current Diamondbacks RHP Yoan López...Played shortstop as a teenager before converting to pitching.
- ◆ Left Cuba with his brother in Nov. 2013...Became eligible to sign a Major League contract after he established residency in Haiti.
- ◆ Played in Arizona Fall League in 2014, marking first game action in United States...Made seven appearances for Surprise and worked seven scoreless innings while holding opponents to a .045 (1/22) batting average.
- ◆ Pitched for Cuba in 2013 World Baseball Classic.
- ◆ Enjoys going fishing in free time.
- ◆ Raisel and his wife, Yanet, have two children, Oliver and Isabella.
- ◆ Originally signed by Reds scouts Tony Arias, Miguel Machado and Mark Snipp.

CUBAN NATIONAL SERIES TOTALS

Year	Club	W-L	ERA	G	GS	CG	SHO	SV	IP	H	R	ER	BB	SO
2010-11—	Isla de la Juventud	3-2	4.22	28	0	0	0	6	64	58	37	30	31	42
2011-12—	Isla de la Juventud	1-1	3.29	30	3	0	0	2	76.2	72	33	28	54	53
2012-13—	Isla de la Juventud	4-9	3.05	30	2	0	0	12	82.2	72	32	28	30	74
Totals		8-12	3.47	88	5	0	0	20	223.1	202	102	86	115	169

WORLD BASEBALL CLASSIC TOTALS

Year	Club	W-L	ERA	G	GS	CG	SHO	SV	IP	H	R	ER	BB	SO
2013—	Cuba	0-0	3.86	5	0	0	0	1	4.2	3	2	2	3	6

MAJOR LEAGUE HITTING TOTALS

AVG	AB	H	HR	RBI
.085	47	4	0	1

CAREER FIELDING

POS	PCT	G	PO	A	E	TC	DP
P	.943	274	47	52	6	105	6

IGLESIAS' CAREER HIGHS

	SEASON	GAME
Wins	4 — 2020	SO 13 — 8/23/15 vs. ARI
Losses	12 — 2019	IP & ER 8.0 — 5/13/15 vs. ATL
Saves	34 — 2019	R & ER 5 — 3 times; last, 9/8/15 vs. PIT
ERA	2.38 — 2018	BB 4 — 7/21/15 vs. CHC
IP	95.1 — 2015	H 9 — 5/30/15 vs. WSH
SO	104 — 2015	

2021 LOS ANGELES ANGELS



JEREMIAH JACKSON #97

BORN: MAR. 26, 2000 **OPENING DAY AGE:** 21
BIRTHPLACE: ANTIOCH, TN **RESIDES:** MOBILE, AL
ACQUIRED: SELECTED IN SECOND ROUND OF 2018 FIRST-YEAR PLAYER DRAFT
SIGNED THRU: 2021; UNDER CLUB CONTROL; 3 OPTIONS REMAINING

INFIELDER

HEIGHT: 6-0

WEIGHT: 165

BATS: R

THROWS: R

NON-ROSTER INVITEE

JACKSON'S LIFETIME PLAYING RECORD

Year	Club	AVG	G	AB	R	H	2B	3B	HR	RBI	SH	SF	HBP	BB	IBB	SO	SB	CS	GDP	SLG	OBP	E
2018	— Angels (AZL)	.317	21	82	13	26	4	2	5	14	0	1	1	7	0	25	6	1	2	.598	.374	7
	— Orem	.198	22	91	13	18	6	3	2	9	0	1	0	8	0	34	4	1	2	.395	.260	11
2019	— Orem	.266	65	256	47	68	14	2	23★	60★	0	6	5	24	0	96	5	1	4	.605	.333	18
2020	— LAA	DID NOT PLAY — Participated at Angels Alternate Training Site																				
MINOR TOTALS		.261	108	429	47	112	24	7	30	83	0	8	6	39	0	155	15	3	8	.559	.326	36

★ led or tied for league lead

2020 SEASON

- ◆ Spent season at **Alternate Training Site** in Long Beach.
- ◆ Did not get selected to Angels active roster.

CAREER HIGHLIGHTS

- ◆ Enters 2021 ranked by *Baseball America* as Angels #6 prospect and the top ranked infielder in the organization.
- ◆ Honored as 2019 Angels Minor League Player of the Year...Led Pioneer League in home runs (23) and RBI (60).
- ◆ Selected as a 2019 Pioneer League Mid-Season and Post-Season All-Star...Named by *MiLB.com* as an Organization All-Star in 2019...Named as 2019 *Baseball America* Rookie All-Star...
- ◆ Hit 23 home runs for Orem in 2019, which matched Pioneer League single season record, set by Greg Morrison for 1997 Medicine Hat Blue Jays...Received Joe Bauman Home Run Award - Short Season, which is given to the Minor League Baseball player who hit the most regular season home runs each year.
- ◆ Was the Most Valuable Player of 2019 Northwest League/Pioneer League All-Star Game...Hit go-ahead grand slam in 3rd inning for Pioneer League.
- ◆ Recognized as Angels organizational Player of the Month for August 2019 (.338, 4 2B, 1 3B, 9 HR, 21 RBI, 7 BB, 17 R, 2 SB)...Was also *MiLB.com's* Pioneer League Player of the Month.

CAREER TRANSACTIONS

- ◆ June 5, 2018...Selected by **Angels** in second round of First-Year Player Draft (signed June 15, 2018 by Angels scout J.T. Zink).

PERSONAL/MISC

- ◆ Jeremiah Nicholas Kenley Jackson...On Twitter: @datdudejackson2.
- ◆ 2021 marks first season as a non-roster invitee to Major League Spring Training.
- ◆ Is the second youngest player in 2021 Angels Spring Training camp; is three months older than Livan Soto (born 6/22/2000)...Jackson and Soto are the first two players born in the 2000s to attend an Angels big league camp.
- ◆ Graduated from St. Luke's Episcopal School (Mobile, AL)...Became first Alabama high school shortstop drafted in first two rounds since Bo Jackson (no relation) was selected by Yankees in second round of 1982 Draft.
- ◆ Credits his grandfather for his calm demeanor on the field.

JACKSON





2021 LOS ANGELES ANGELS



JON JAY

#9

BORN: MAR. 15, 1985

OPENING DAY AGE: 35

BIRTHPLACE: MIAMI, FL

RESIDES: MIAMI, FL

MLB SERVICE: 10 YEARS, 134 DAYS

ACQUIRED: SIGNED AS MINOR LEAGUE FREE AGENT, FEB. 11, 2021

SIGNED THRU: 2021; SIGNED ONE-YEAR CONTRACT; 2 OPTIONS REMAINING

OUTFIELDER

HEIGHT: 5-11

WEIGHT: 200

BATS: L

THROWS: L

NON-ROSTER INVITEE

JAY'S LIFETIME PLAYING RECORD

Year	Club	AVG	G	AB	R	H	2B	3B	HR	RBI	SH	SF	HBP	BB	SO	SB	CS	GDP	SLG	OBP	E	
2006	— Quad Cities	.342	60	234	42	80	13	3	3	45	1	2	3	28	3	27	9	4	3	.462	.416	0
2007	— Springfield	.235	26	102	17	24	4	2	2	11	0	0	4	11	0	19	4	1	0	.373	.333	0
	Cardinals (GCL)	.500	1	2	0	1	0	0	0	0	0	0	0	0	0	1	0	0	0	.500	.500	0
	Palm Beach	.286	32	126	19	36	8	0	2	10	0	1	2	5	0	25	5	2	1	.397	.321	0
2008	— Springfield	.306	96	372	57	114	17	3	11	47	7	3	6	39	2	46	10	7	5	.457	.379	0
	Memphis	.345	16	58	8	20	4	1	1	10	0	0	0	6	0	10	0	1	0	.500	.406	0
2009	— Memphis	.281	136	505	72	142	23	2	10	54	8	5	12	34	3	64	20	8	6	.394	.338	1
2010	— Memphis	.321	42	165	31	53	16	0	4	32	3	2	4	17	0	22	13	0	0	.491	.394	1
	ST. LOUIS	.300	105	287	47	86	19	2	4	27	8	1	3	24	0	50	2	4	5	.422	.359	1
2011	— ST. LOUIS	.297	159	455	56	135	24	2	10	37	9	4	7	28	1	81	6	7	11	.424	.344	3
2012	— ST. LOUIS	.305	117	443	70	135	22	4	4	40	9	1	15	34	3	71	19	7	9	.400	.373	0
	Memphis (1)	.429	2	7	3	3	0	1	1	3	0	0	1	0	0	0	0	0	0	1.143	.500	0
2013	— ST. LOUIS	.276	157	548	75	151	27	2	7	67	9	5	14	52	7	103	10	5	13	.370	.351	1
2014	— ST. LOUIS	.303	140	413	52	125	16	3	3	46	3	4	20★	28	3	78	6	3	17	.378	.372	2
2015	— ST. LOUIS	.210	79	210	25	44	5	1	1	10	3	2	11	19	5	36	0	2	7	.257	.306	0
	Peoria (1)	.000	3	10	0	0	0	0	1	0	0	0	0	1	0	0	0	0	0	.000	.091	0
	Memphis (1)	.385	4	13	3	5	0	0	1	1	0	0	0	1	1	1	2	0	0	.615	.429	0
2016	— SAN DIEGO	.291	90	347	49	101	26	1	2	26	1	0	6	19	0	78	2	0	5	.389	.339	1
	Lake Elsinore (1)	.300	3	10	3	3	1	0	0	0	0	0	0	1	0	1	2	1	0	.400	.364	0
2017	— CHICAGO (N.L.)	.296	141	379	65	112	18	3	2	34	3	2	12	37	3	80	6	2	11	.375	.374	0
2018	— KANSAS CITY	.307	59	238	28	73	9	2	1	18	4	2	3	19	0	39	3	2	4	.374	.363	0
	ARIZONA	.235	84	289	46	68	10	5	2	22	1	1	15	14	0	56	1	1	7	.325	.304	0
2019	— Birmingham (1)	.200	3	10	0	2	0	0	0	1	0	0	0	0	0	0	0	0	1	.200	.200	0
	Charlotte (1)	.358	13	53	8	19	2	0	0	6	0	0	0	2	0	10	1	0	2	.396	.382	0
	CHICAGO (A.L.)	.267	47	165	12	44	8	0	0	9	5	1	3	8	0	30	0	0	1	.315	.311	1
2020	— ARIZONA	.160	18	50	5	8	1	0	1	4	0	3	1	3	0	12	0	0	0	.240	.211	0
MAJOR TOTALS		.283	1196	3824	530	1082	185	25	37	340	55	26	110	285	22	714	55	33	90	.373	.348	9
A.L. TOTALS		.290	106	403	40	117	17	2	1	27	9	3	6	27	0	69	3	2	5	.350	.342	1
N.L. TOTALS		.282	1090	3241	490	965	168	23	36	313	46	23	104	258	22	645	52	31	85	.376	.349	8
MINOR TOTALS		.301	437	1667	263	502	88	12	35	221	19	13	31	146	9	226	66	24	18	.431	.366	2

★ led or tied for league lead

(1) rehab assignment

Disabling Injuries: **2019** — Right hip strain; disabled Aug. 30 - end of season
 Right hip strain; disabled March 26 (retro to March 25) - June 24
2016 — Right forearm fracture; disabled June 28 retro to June 20) - Sept. 6
2015 — Left wrist stress reaction/bone bruise; disabled July 2 (retro to July 1) - Sept. 4
 Left wrist tendinitis; disabled May 14 (retro to May 10) - May 29
2012 — Sprained right shoulder; disabled May 15 - June 22

2020 SEASON

- ◆ Appeared in 18 games in second season with **Diamondbacks**, after previous playing for Arizona in 2018.
- ◆ Played nine games in right field, five in center field and four in left field.
- ◆ Reached 10 years of Major League service, Aug. 4.
- ◆ Hit only home run of season, Aug. 25 vs. Rockies (off German Marquez)...Was his first homer since July 15, 2018 at Braves (off Dan Winkler), a span of 108 games (384 PA) between home runs.
- ◆ Posted multiple hits in each of last two games, Sept. 25-26 vs. Rockies.

2021 LOS ANGELES ANGELS



CAREER HIGHLIGHTS

- ◆ Was a member of Cardinals 2011 World Series Championship team...Has appeared in 67 career postseason games, including 13 World Series games.
- ◆ According to Baseball Reference, is the MLB all-time fielding percentage leader by an outfielder with a .9958 career fielding percentage (9 career errors in 2131 total chances)...Former Angels OF Darin Erstad (.9955) and Brian Downing (.9954) rank second and third respectively.
- ◆ Batted .483 (14/29) during 2014 playoffs, marking second highest single-season postseason average all-time (min. 35 PA); Manny Ramirez hit .520 (13/25) for Dodgers in 2008.
- ◆ Named a MLBPAA Heart and Hustle Award winner twice: 2011 with Cardinals and 2016 with Padres.
- ◆ Collected 1,000th career hit with Arizona July 30, 2018 vs. Rangers (single off Martín Pérez).
- ◆ Ranks eighth among active players with 248 career postseason plate appearances.
- ◆ Has made just one error across last 367 defensive games played (668 total chances), since Apr. 15, 2016.
- ◆ Owns a Cardinals franchise record playing 245 consecutive games in the outfield without an error (Aug. 25, 2011 - July 29, 2013).
- ◆ Made Major League debut with Cardinals, Apr. 26, 2010 vs. Atlanta as a pinch-hitter...Recorded first career hit Apr. 30 vs. Cincinnati (ground-rule double off Johnny Cueto)...Hit first Major League home run June 1 vs. Cincinnati, a solo shot, also off Johnny Cueto.

CAREER TRANSACTIONS

- ◆ June 6, 2006...Selected by **Cardinals** in second round of First-Year Player Draft (signed June 28, 2006).
- ◆ Dec. 8, 2015...Traded by **Cardinals** to **Padres** for INF Jedd Gyorko and cash considerations.
- ◆ Nov. 9, 2016...Signed by **Cubs** as a free agent.
- ◆ Mar. 6, 2018...Signed by **Royals** as a free agent.
- ◆ June 6, 2018...Traded by **Royals** to **Diamondbacks** for LHP Gabe Speier and RHP Elvis Luciano.
- ◆ Jan. 10, 2019...Signed by **White Sox** as a free agent.
- ◆ Jan. 31, 2019...Signed by **Diamondbacks** as minor league free agent.
- ◆ Feb. 11, 2021...Signed by **Angels** as minor league free agent.

PERSONAL/MISC

- ◆ Jonathan Henry Jay...On Twitter: @jonjayU.
- ◆ Jon and his wife, Nikki Stecich were married Nov. 9, 2013 and have twin daughters: Brooklyn and Berkley...Jon and Nikki met in college at University of Miami...Nikki played on Hurricanes soccer team.
- ◆ Family defected from Cuba in early 1960's due to the revolution...Fulfilled a lifelong dream to travel to Cuba on a goodwill tour with MLB and the MLBPA in 2015.
- ◆ Given the nickname "The Federalist" by San Diego sports reporter, Derek Togerson, in 2016 in honor of United States Founding Father, John Jay.
- ◆ Is a 2003 graduate of Columbus HS (Miami, FL)...Lettered in both football and baseball while in high school.
- ◆ Attended University of Miami, where he was a 3-time All-American and a First-Team All-Atlantic Coast Conference selection...Frequently wears Miami apparel.
- ◆ Played for Leones del Caracas in Venezuelan Winter League during 2009-10 offseason.
- ◆ Has hosted the Jon Jay Celebrity Bowling Challenge to benefit the Miami-Dade Boys & Girls Club since 2012.



JAY





2021 LOS ANGELES ANGELS



KYLE KELLER

#68

BORN: APR. 28, 1993 **OPENING DAY AGE:** 27
BIRTHPLACE: METAIRIE, LA **RESIDES:** METAIRIE, LA
MLB SERVICE: 60 DAYS
ACQUIRED: FROM MIAMI FOR C JOSE ESTRADA, JAN. 6, 2020
SIGNED THRU: 2021; UNDER CLUB CONTROL; 1 OPTION REMAINING

RHP

HEIGHT: 6-4

WEIGHT: 205

BATS: R

THROWS: R

KELLER'S LIFETIME PITCHING RECORD

Year	Club	W-L	ERA	G	GS	CG	GF	SHO	SV	IP	H	R	ER	HR	HB	BB	IBB	SO	WP	BK	BAA
2015	Batavia	0-3	5.19	10	0	0	6	0	0	17.1	17	11	10	0	2	9	0	19	1	0	.246
	Greensboro	0-0	9.35	6	0	0	2	0	0	8.2	12	9	9	1	1	7	0	15	0	0	.324
	Jupiter	0-0	0.00	1	0	0	0	0	0	1.1	1	0	0	0	0	1	0	0	0	0	.250
2016	Greensboro	3-2	3.35	29	0	0	13	0	1	45.2	40	19	17	4	3	13	0	57	2	0	.233
	Greensboro	2-0	2.28	36	2	0	18	0	8	67	50	18	17	2	5	21	0	86	6	0	.208
2018	Jupiter	1-1	1.59	15	0	0	13	0	4	17	11	5	3	1	1	1	0	22	0	0	.177
	Jacksonville	1-3	4.34	24	0	0	13	0	4	29	22	15	14	2	0	18	3	46	3	0	.210
	New Orleans	0-0	1.35	5	0	0	3	0	1	6.2	4	1	1	0	0	2	0	10	0	0	.174
2019	Jacksonville	0-0	0.00	2	0	0	1	0	1	3	1	0	0	0	1	0	0	4	1	0	.100
	New Orleans	2-3	4.50	37	0	0	17	0	10	54	44	31	27	8	0	21	1	73	2	0	.218
	MIAMI	0-0	3.38	10	0	0	4	0	0	10.2	5	4	4	3	2	8	0	11	0	0	.139
2020	LAA	0-0	7.71	2	0	0	1	0	0	2.1	3	2	2	0	0	2	0	1	1	0	.273
MAJOR TOTALS		0-0	4.15	12	0	0	5	0	0	13	8	6	6	3	2	10	0	12	1	0	.170
MINOR TOTALS		9-12	3.53	165	2	0	86	0	29	249.2	202	109	98	18	13	93	4	332	15	0	.219

2020 SEASON

- ◆ Spent majority of season at **Alternate Training Site** in Long Beach...Made two appearances (2.1 total IP) for **Angels**, allowing one run in each outing on back-to-back nights (July 30-31).
- ◆ Totaled three big league stints but did not make an appearance in either of last two promotions.

MAJOR LEAGUE SUMMARY

2019

- ◆ Made Major League debut with **Marlins** Aug. 4, pitching 1.2 innings in relief in only appearance of first big league stint.
- ◆ Did not surrender a run in seven of 10 appearances for Miami, including each of last six outings (5.1 IP).
- ◆ Began year with Double-A **Jacksonville** and tossed three scoreless innings with one save and four strikeouts in two relief appearances before being promoted to Triple-A **New Orleans** Apr. 2.
- ◆ With Baby Cakes, compiled 73 strikeouts in 54 innings pitched and held Triple-A opponents to a .217 (44/203) batting average, with a 1.20 WHIP...Rate of 12.2 strikeouts per nine innings placed 10th in PCL (min. 50 IP).
- ◆ Pitched 5.2 scoreless innings with nine strikeouts across four outings in second Triple-A stint, before being recalled by **Marlins** Aug. 25 for remainder of season.

CAREER TRANSACTIONS

- ◆ June 10, 2015...Selected by **Marlins** in 18th round of 2015 First-Year Player Draft (signed June 14, 2015).
- ◆ Jan. 6, 2020...Traded by **Marlins** to **Angels** for C Jose Estrada.

PERSONAL/MISC

- ◆ Kyle Robert Keller...On Twitter: @keller_11.
- ◆ Attended Southeastern Louisiana University, where he was a four-time Southland All-Conference Academic selection.
- ◆ Attended Jesuit High School (New Orleans), which is same school that produced former MLB All-Stars Will Clark and Rusty Staub.
- ◆ Father, Bob, played baseball at University of New Orleans.
- ◆ Originally signed by Marlins scout Mark Willoughby.

CAREER FIELDING

POS	PCT	G	PO	A	E	TC	DP
P	---	12	0	0	0	0	0

KELLER



2021 LOS ANGELES ANGELS



#95

JACK KRUGER

BORN: OCT. 26, 1994

OPENING DAY AGE: 26

BIRTHPLACE: LOS ANGELES, CA

RESIDES: CALABASAS, CA

ACQUIRED: SELECTED IN 20TH ROUND OF 2016 FIRST-YEAR PLAYER DRAFT

SIGNED THRU: 2021; UNDER CLUB CONTROL; 3 OPTIONS REMAINING



CATCHER

HEIGHT: 6-1

WEIGHT: 195

BATS: R

THROWS: R

NON-ROSTER INVITEE

KRUGER'S LIFETIME PLAYING RECORD

Year	Club	AVG	G	AB	R	H	2B	3B	HR	RBI	SH	SF	HBP	BB	IBB	SO	SB	CS	GDP	SLG	OBP	E
2016	— Orem	.330	27	103	14	34	7	1	0	14	1	2	1	6	0	11	6	1	4	.417	.366	-
	Angels (AZL)	.154	3	13	3	2	0	0	0	0	0	1	1	0	3	0	0	0	.154	.267	-	-
2017	— Burlington	.232	69	267	34	62	13	2	4	23	1	2	4	21	0	54	2	1	11	.341	.296	6
	Inland Empire	.255	35	137	21	35	4	1	1	16	1	2	0	18	0	26	0	0	6	.321	.338	6
2018	— Inland Empire	.294	56	221	25	65	12	0	3	16	0	0	3	27	1	46	11	3	9	.389	.378	4
	Mobile	.305	41	174	25	53	10	1	4	24	0	0	2	4	0	31	2	2	5	.443	.328	3
2019	— Mobile	.240	92	346	28	83	13	1	3	34	0	3	7	24	1	69	2	2	13	.309	.300	5
2020	— LAA	<i>DID NOT PLAY — Participated at Angels Alternate Training Site</i>																				
MINOR TOTALS		.265	323	1261	150	334	59	6	15	127	4	9	18	101	2	240	23	9	48	.357	.326	24

2020 SEASON

- ◆ Was a non-roster invitee to **Angels** Spring Training, for fourth straight year.
- ◆ Spent the season at Alternate Training Site in Long Beach...Did not get selected to Angels active roster.

CAREER HIGHLIGHTS

- ◆ Honored as a Southern League Mid-Season All-Star in 2019 with Double-A Mobile and was a California League Mid-Season All-Star in 2018 with Adv.-A Inland Empire.
- ◆ Named an Angels Organizational All-Star by *MiLB.com* in 2018.
- ◆ In 2018, established career bests in hits, doubles, home runs, RBI, stolen bases, OBP (.357) and slugging (.413) in 97 combined games between Inland Empire and Mobile...Also posted career-best .991 fielding percentage in 83 combined games caught (three errors in 292 total chances)...Threw out 28 of 96 would-be basestealers on season (29%).
- ◆ Named Angels Organizational Defensive Player of the Month for August 2017...Threw out 32% of would-be base stealers in 2017 (43 of 134).
- ◆ Made professional debut in 2016 with Orem in Pioneer League and batted .330 (34/103) in 27 games.

CAREER TRANSACTIONS

- ◆ June 11, 2016...Selected by **Angels** in 20th round of First-Year Player Draft (signed July 18, 2016 by Angels scout J.T. Zink).

PERSONAL/MISC

- ◆ Timothy John Kruger...On Twitter: @jack_kruger35.
- ◆ Enters sixth pro campaign in 2021 with fifth consecutive invite to MLB Spring Training camp.
- ◆ Founded *BallerBuilder.com*, which helps high school and junior college players and their parents understand, and navigate the college baseball/softball recruiting process.
- ◆ Is a 2013 graduate of Oaks Christian HS (Westlake Village, CA)...Earned honorable mention All-American status by Perfect Game in 2011 and 2012...Named first-team All-CIF Division IV and Ventura County Player of the Year as a senior in 2013.
- ◆ In college, played true freshman season in 2014 at University of Oregon, appearing in 28 games (17 starts).
- ◆ Played sophomore season at Orange Coast College (Costa Mesa, CA) in 2015, appeared in 46 games and hitting .310 in 168 at-bats...Earned tournament MVP honors at California Community College Athletic Association State Championship.
- ◆ For junior season, transferred to Mississippi State University in 2016, where he majored in management...Hit .344 (72/209) with 43 runs, 19 doubles, eight HR and 30 RBI in 54 games...Bulldogs were #6 overall seed in NCAA Tournament and reached NCAA Super Regionals where they were eliminated by the University of Arizona.





2021 LOS ANGELES ANGELS

JUAN LAGARES

#19

BORN: MAR. 17, 1989
BIRTHPLACE: CONSTANZA, DR
MLB SERVICE: 7 YEARS, 5 DAYS
ACQUIRED: SIGNED AS MINOR LEAGUE FREE AGENT, FEB. 6, 2021
SIGNED THRU: 2021; SIGNED ONE-YEAR CONTRACT; 1 OPTION REMAINING

OPENING DAY AGE: 32
RESIDES: CONSTANZA, DR



OUTFIELDER

HEIGHT: 6-2

WEIGHT: 220

BATS: R

THROWS: R

NON-ROSTER INVITEE

LAGARES' LIFETIME PLAYING RECORD

Year	Club	AVG	G	AB	R	H	2B	3B	HR	RBI	SH	SF	HBP	BB	IBB	SO	SB	CS	GDP	SLG	OBP	E
2006	Mets (DSL)	.255	57	204	36	52	7	8	3	33	3	2	4	23	0	48	12	5	4	.412	.339	14
2007	Savannah	.210	83	281	26	59	12	6	2	16	3	0	2	18	0	64	11	7	15	.317	.262	40
2008	Savannah	.254	46	181	14	46	9	0	2	17	4	3	1	8	0	28	3	4	5	.337	.285	13
	Brooklyn	.250	19	72	8	18	7	0	1	7	3	0	2	1	0	10	1	3	1	.389	.280	6
2009	Savannah	.274	47	168	23	46	6	2	0	13	0	1	2	6	0	42	9	4	4	.333	.305	1
	Mets (GCL)	.208	6	24	1	5	1	0	0	1	0	0	1	0	4	1	0	1	.250	.240	0	
2010	Savannah	.300	67	290	42	87	13	9	5	39	2	5	3	7	0	44	18	2	5	.459	.318	3
	St. Lucie	.233	33	133	16	31	5	0	2	16	0	1	1	2	0	18	7	3	2	.316	.248	2
2011	St. Lucie	.338	82	308	51	104	15	6	7	49	3	2	1	21	1	47	5	6	5	.494	.380	2
	Binghamton	.370	38	162	21	60	11	3	2	22	1	1	1	5	0	29	10	2	2	.512	.391	2
2012	Binghamton	.283	130	499	69	141	29	6	4	48	2	5	4	37	0	93	21	10	12	.389	.334	2
2013	Las Vegas	.346	17	78	13	27	3	2	3	9	0	0	4	0	14	2	3	0	.551	.378	2	
	NEW YORK (N.L.)	.242	121	392	35	95	21	5	4	34	5	2	2	20	0	46	6	3	6	.352	.281	5
2014	NEW YORK (N.L.)	.281	116	416	46	117	24	3	4	47	3	6	7	20	1	87	13	4	6	.382	.321	5
	St. Lucie (1)	.250	1	4	0	1	0	0	0	0	0	0	0	0	1	0	0	0	0	.250	.250	0
	Las Vegas (1)	.444	3	9	2	4	1	0	0	0	0	0	1	0	0	1	0	0	1	.556	.500	2
	Mets (GCL) (1)	.000	2	8	0	0	0	0	0	0	0	0	0	0	0	0	0	0	0	.000	.000	0
	Binghamton (1)	.250	2	8	2	2	0	0	0	1	0	0	0	1	0	3	0	0	0	.250	.333	0
2015	NEW YORK (N.L.)	.259	143	441	47	114	16	5	6	41	1	3	4	16	2	87	7	3	6	.358	.289	2
2016	NEW YORK (N.L.)	.239	79	142	15	34	7	2	3	9	4	1	2	11	1	27	4	2	4	.380	.301	1
	Binghamton (1)	.333	4	18	2	6	0	1	0	2	0	0	1	0	0	5	0	0	0	.444	.368	0
2017	St. Lucie (1)	.364	3	11	3	4	1	1	0	1	0	0	0	0	0	1	0	0	0	.636	.364	0
	NEW YORK (N.L.)	.250	94	252	37	63	16	2	3	15	2	1	3	14	0	56	7	3	6	.365	.296	3
	Binghamton (1)	.241	8	29	3	7	0	0	0	0	0	0	0	0	0	6	0	0	1	.241	.241	0
2018	NEW YORK (N.L.)	.339	30	59	9	20	1	1	0	6	0	1	1	3	1	9	3	1	2	.390	.375	0
2019	NEW YORK (N.L.)	.213	133	258	38	55	12	1	5	27	2	1	2	22	4	75	4	1	8	.326	.279	3
2020	NEW YORK (N.L.)	---	2	0	0	0	0	0	0	0	0	0	0	0	0	0	0	0	0	---	---	0
MAJOR TOTALS		.254	718	1960	227	498	97	19	25	179	17	15	21	106	13	437	44	17	38	.361	.297	19
MINOR TOTALS		.281	648	2487	332	700	120	44	31	274	21	20	23	134	1	458	100	49	58	.402	.322	87

(1) rehab assignment

- Disabling Injuries:** **2018** — Tear of left big toe plantar plate; disabled May 18 (retro to May 17) - end of season
2017 — Left thumb IP joint fracture; disabled June 16 - Aug. 10
 Left oblique strain; disabled Apr. 2 (retro to March 30) - Apr. 13
2016 — Torn ligament in left thumb; disabled July 29 - Sept. 16
 Left thumb sprain; disabled June 16 - July 2
2014 — Right intercostal muscle strain; disabled June 2 - June 26
 Right hamstring strain; disabled Apr. 15 - May 1

2020 SEASON

- ◆ Attended Spring Training with Padres...Was not selected to Padres Player Pool and was granted free agency July 14.
- ◆ Signed with **Mets** as minor league free agent, July 22 and was added to Player Pool.
- ◆ Spent majority of season at New York's Alternate Training Site in Brooklyn.
- ◆ Had contract selected Aug. 22...Played in two games; did not record a plate appearance (3 innings in CF).
- ◆ Made season debut Aug. 25 in second game of doubleheader vs. Miami...Entered game as pinch runner in 6th inning and would finish the seven-inning game in center field.
- ◆ Only other appearance came Aug. 26 vs. Miami as defensive replacement for final two innings in center field.

2021 LOS ANGELES ANGELS



CAREER HIGHLIGHTS

- ◆ Won a 2014 Rawlings Gold Glove Award...Led Majors with 25 Defensive Runs Saved (Fangraphs)...First Mets outfielder to win a Gold Glove since Carlos Beltran (2006-08).
- ◆ Honored as MVP of 2021 Caribbean Series after helping lead Dominican Republic to championship...In six games during Caribbean Series, batted .316 (6/19), with five runs scored, one double, two home runs, eight RBI, four walks and a 1.101 OPS.
- ◆ Scored seven runs and hit .348 (8/23) with two doubles and two stolen bases in 13 postseason games for Mets in 2015.
- ◆ In Game 1 of 2015 World Series at Kansas City, went 2-for-3 with a run scored and stolen base after entering game as a defensive replacement in 6th inning...Became first non-starter to record two hits and a steal in a World Series game since Dave Robertson (New York Giants) in Game 5 of 1917 World Series at Chicago White Sox.
- ◆ Finished 2017 with a 24.7 UZR (Ultimate Zone Rating) per 150 games, best among Major League outfielders (min. 500 innings).
- ◆ Began 2015 season with hits in a franchise-record 14 straight home games to start the season.
- ◆ In 2013, ranked third in Majors with 15 outfield assists and established a Mets rookie record (breaking previous mark of 12 by Tsuyoshi Shinjo in 2001)...Named as an outfielder on 2013 Wilson N.L. Defensive Player of the Year team.
- ◆ Voted ESPN's Defensive Player of the Month in August 2014...Led Majors with 13 Defensive Runs Saved.
- ◆ Finished among 2013 N.L. rookie leaders in: games (7th), at-bats (6th), hits (6th), doubles (T-5th), RBI (10th) and triples (T-2nd).
- ◆ Made Major League debut, Apr. 23, 2013 vs. Dodgers...Hit first MLB home run, May 19, 2013 at Cubs (off Travis Wood).

CAREER TRANSACTIONS

- ◆ May 5, 2006...Signed by **Mets** as international free agent (signed by Mets scouts Ismael Cruz & Juan Mercado).
- ◆ Feb. 10, 2020...Signed by **Padres** as minor league free agent.
- ◆ July 22, 2020...Signed by **Mets** as minor league free agent.
- ◆ Feb. 6, 2021...Signed by **Angels** as minor league free agent.

PERSONAL/MISC

- ◆ Juan Osvaldo Lagares...On Twitter: @juanlagares2.
- ◆ Has played for Aguilas Cibaenas in Dominican Winter League nearly every offseason since 2009.
- ◆ Named an *MLB.com* Organizational All-Star in 2011.
- ◆ Selected as 2010 South Atlantic League Mid-Season All-Star.
- ◆ Played in Arizona Fall League following 2011 season.
- ◆ Attended Centro Educativo Juan Pablo Duarte HS (San Pedro de Macoris, DR).
- ◆ Enjoys playing video games.

LAGARES





2021 LOS ANGELES ANGELS



BRENNON LUND

#81

BORN: NOV. 27, 1994

OPENING DAY AGE: 26

BIRTHPLACE: SALT LAKE CITY, UT

RESIDES: SOUTH JORDAN, UT

ACQUIRED: SELECTED IN 11TH ROUND OF 2016 FIRST-YEAR PLAYER DRAFT

SIGNED THRU: 2021; UNDER CLUB CONTROL; 3 OPTIONS REMAINING

OUTFIELDER

HEIGHT: 5-9

WEIGHT: 185

BATS: L

THROWS: R

NON-ROSTER INVITEE

LUND'S LIFETIME PLAYING RECORD

Year	Club	AVG	G	AB	R	H	2B	3B	HR	RBI	SH	SF	HBP	BB	IBB	SO	SB	CS	GDP	SLG	OBP	E
2016	—Orem	.397	18	73	15	29	3	0	2	11	2	0	2	7	0	11	7	2	0	.521	.463	1
	Burlington	.271	45	181	19	49	9	2	1	19	4	2	1	12	0	33	8	1	4	.359	.316	1
2017	—Burlington	.306	46	173	25	53	7	4	2	18	1	0	3	24	1	26	14	3	3	.425	.400	2
	Inland Empire	.321	46	196	26	63	11	0	3	23	0	1	5	16	0	41	5	4	3	.423	.385	3
	Mobile	.287	29	122	17	35	3	0	1	6	0	2	2	3	0	33	1	2	0	.336	.310	1
2018	—Mobile	.264	100	401	63	106	20	6	8	59	1	2	6	43	0	102	21	5	6	.404	.343	3
2019	—Salt Lake	.284	96	352	62	100	26	5	8	51	0	6	3	36	1	91	6	3	3	.455	.350	7
2020	—LAA	<i>DID NOT PLAY — No Minor League Season</i>																				
MINOR TOTALS		.290	380	1498	227	435	79	17	25	187	8	13	22	141	2	337	62	20	19	.416	.357	18

2020 SEASON

- ◆ Was a non-roster invitee to Angels Spring Training, for second consecutive year.
- ◆ Did not get selected to Angels Player Pool for 2020 regular season.

CAREER HIGHLIGHTS

- ◆ Honored by *MiLB.com* in 2019 as an Angels Organizational All-Star.
- ◆ In 2019, with hometown Salt Lake Bees, set or matched career highs in doubles (26), slugging (.455) and HR (8)...Had 32 multi-hit games, including four three-hit games...Hit in 11 straight games from June 16-28...Batted .373 (25/67) in July and .452 (14/31) in August.
- ◆ Spent 2018 with Double-A Mobile and established career highs in triples (6), home runs (8), walks (43 - tied), RBI (59) and stolen bases (21) despite missing over a month with left shoulder subluxation...Led team in at-bats, runs, hits, triples and steals...21 stolen bases ranked fifth among Angels farmhands.
- ◆ In 2017, played at three levels of LAA system - Single-A Burlington, Adv.-A Inland Empire and Double-A Mobile... His .308 (151/491) combined clip ranked 10th in LAA system...Set career bests in games, hits (151), runs, walks (46), OBP (.373), OPS (.776) and total bases (198).
- ◆ Began pro career in 2016 with Rookie-Level Orem...Hit safely in 11 of first 12 games and batted .556 (25/45) in that span.

CAREER TRANSACTIONS

- ◆ June 11, 2016...Selected by Angels in 11th round of First-Year Player Draft (signed June 14, 2016 by Angels scout Chad Hermansen).

PERSONAL/MISC

- ◆ Brennon Reed Lund...On Twitter: @lunder5.
- ◆ Enters sixth professional season in 2021 with third consecutive MLB camp invite.
- ◆ Is an Eagle scout, which is highest achievement or rank attainable in the Boy Scouts of America.
- ◆ Father, Kelly, played baseball for Univ. of Utah in 1981 and mother, Cathy, played volleyball for Southern Utah University.
- ◆ Attended Bingham HS (South Jordan, UT)...A notable alumni of the school is former Treasurer of the United States, Irv Baker Priest, who served from 1953-61 under President Eisenhower.
- ◆ Played collegiately at Brigham Young University (Provo, UT), where he hit leadoff and played CF for three seasons (2014-16)...As a junior, led Cougars in batting average (.387), hits (94), runs (56), doubles (19), triples (5) and stolen bases (15)...Named 2016 All-WCC First Team...Also named First Team All-WCC and Freshman All-WCC in 2014...Majoring in exercise and wellness.

LUND

2021 LOS ANGELES ANGELS



BRANDON MARSH

#89

BORN: DEC. 18, 1997 **OPENING DAY AGE:** 23
BIRTHPLACE: BUFORD, GA **RESIDES:** BUFORD, GA
ACQUIRED: SELECTED IN SECOND ROUND OF 2016 FIRST-YEAR PLAYER DRAFT
SIGNED THRU: 2021; UNDER CLUB CONTROL; 3 OPTIONS REMAINING

OUTFIELDER

HEIGHT: 6-4

WEIGHT: 215

BATS: L

THROWS: R

MARSH'S LIFETIME PLAYING RECORD

Year	Club	AVG	G	AB	R	H	2B	3B	HR	RBI	SH	SF	HBP	BB	IBB	SO	SB	CS	GDP	SLG	OBP	E
2016—																						
<i>INJURED — DID NOT PLAY</i>																						
2017	— Orem	.350	39	177	47	62	13	5	4	44	0	1	5	9	1	35	10	2	1	.548	.396	0
2018	— Burlington	.295	34	132	26	39	12	1	3	24	0	1	0	21	2	40	4	0	2	.470	.390	3
	— Inland Empire	.256	93	371	59	95	15	6	7	46	0	1	1	52	1	118	10	4	3	.385	.348	5
2019	— Mobile	.300	96	360	48	108	21	2	7	43	0	2	3	47	3	92	18	5	6	.428	.383	4
	— Angels (AZL)	.048	5	21	1	1	0	0	0	2	0	0	0	0	0	7	1	0	1	.048	.048	0
2020—																						
<i>DID NOT PLAY — Participated at Angels Alternate Training Site</i>																						
MINOR TOTALS		.287	267	1061	181	305	61	14	21	159	0	5	9	129	7	293	43	11	13	.431	.368	12

2020 SEASON

- ◆ After being invited to Major League Spring Training as a non-roster invite, spent the remainder of the season working out at the Angels **Alternate Training Site** in Long Beach, CA.
- ◆ Entered the season as #2 prospect in LAA system in 2020 by *Baseball America*, who also rated him Best Hitter for Average and Best Strike-Zone Discipline among LAA prospects in 2020...Rated #79 best prospect in all of baseball entering the 2020 campaign, according to *MLB.com*.

2019

- ◆ Spent entire season with Double-A **Mobile**, except for five games rehabbing from injury with **AZL Angels**...Named Southern League Mid-Season All-Star and Post-Season All-Star.
- ◆ Slashed .300/.383/.428 with career-high 18 SB in 96 games...Logged 29 multi-hit games, including seven three-hit games and a 4-for-5 performance May 2 in Montgomery...Compiled 12-game hitting streak from Aug. 15-25, hitting .442 (19/43).
- ◆ After posting a .220/.312/.256 slash line in April, hit .324 in remaining 74 games with Mobile...Made mid-season adjustment to stand more upright in the batter's box.

NOTABLE MINOR LEAGUE AWARDS AND HONORS

- ◆ **2019** Angels Minor League Defensive Player of the Year...Angels Minor League Player of the Month (May)...Angels Minor League Defensive Player of the Month (August)...Southern League Mid-Season All-Star...Southern League Post-Season All-Star...Participated in the Arizona Fall League...Arizona Fall League Rising Stars Game.
- ◆ **2018** Angels Minor League Defensive Player of the Year...Angels Minor League Player of the Month (April)... Angels Minor League Defensive Player of the Month (June).

CAREER TRANSACTIONS

- ◆ June 9, 2016...Selected by the **Angels** in the second round of the 2016 First-Year Player Draft.

PERSONAL/MISC

- ◆ Brandon Chase Marsh...On Twitter: @brandon_marshall22.
- ◆ Changed his stance during the 2019 campaign to become more upright.
- ◆ In 2016, post-draft medical report revealed stress fracture in back...Did not play that summer for Angels.
- ◆ Prepped at Buford High School (GA)...Was a three-sport star in baseball, football and basketball...A standout wide receiver/cornerback who helped HS team win Georgia AAAA state championships in 2013 and 2014.
- ◆ Focused solely on baseball senior year in 2016...Named Player of Year for 4A All-Region Team after finishing senior campaign with a .559 average, 66 hits and 25 RBI...Buford finished as state runner-up.
- ◆ Was a Kennesaw State University (Kennesaw, GA) commit before signing with Angels
- ◆ Originally signed by Angels scout Todd Hogan.

MARSH





2021 LOS ANGELES ANGELS

MIKE MAYERS

#21

BORN: DECEMBER 6, 1991 **OPENING DAY AGE:** 29
BIRTHPLACE: GROVE CITY, OH **RESIDES:** NAPLES, FL
MLB SERVICE: 3 YEARS, 20 DAYS
ACQUIRED: CLAIMED OFF WAIVERS FROM ST. LOUIS, NOV. 1, 2019
SIGNED THRU: 2021; 1ST-YEAR ARB. ELIGIBLE; 0 OPTIONS REMAINING



RHP

HEIGHT: 6-2

WEIGHT: 220

BATS: R

THROWS: R

MAYERS' LIFETIME PITCHING RECORD

Year	Club	W-L	ERA	G	GS	CG	GF	SHO	SV	IP	H	R	ER	HR	HB	BB	IBB	SO	WP	BK	BAA
2013	Cardinals (GCL)	1-0	1.50	5	3	0	0	0	0	12	6	4	2	1	0	6	1	13	1	1	.146
	Peoria	0-3	3.70	5	5	0	0	0	0	24.1	29	10	10	2	1	5	0	14	2	0	.302
2014	Palm Beach	2-7	3.72	12	12	1	0	0	0	72.2	84	35	30	5	2	13	0	61	1	0	.294
	Springfield	6-5	2.83	13	13	0	0	0	0	76.1	81	29	24	2	4	23	0	52	2	1	.277
	Memphis	0-0	7.20	1	1	0	0	0	0	5	9	5	4	2	0	1	0	4	1	0	.409
2015	Springfield	1-4	6.56	10	10	1	0	1	0	46.2	53	39	34	8	5	21	0	36	7	1	.291
	Cardinals (GCL)	1-0	1.29	2	2	0	0	0	0	7	6	1	1	0	0	0	0	7	0	0	.250
2016	Springfield	5-2	2.30	9	9	0	0	0	0	54.2	47	17	14	4	1	17	0	43	3	1	.229
	Memphis	4-8	3.73	16	16	1	0	0	0	89.1	87	44	37	8	5	31	2	84	2	0	.256
	ST. LOUIS	1-1	27.00	4	1	0	0	0	0	5.1	16	16	16	3	1	3	0	2	0	0	.533
2017	Memphis	5-6	3.28	31	15	0	3	0	0	109.2	117	44	40	12	4	32	1	97	1	0	.270
	ST. LOUIS	0-0	11.57	3	0	0	1	0	0	4.2	8	8	6	2	0	4	1	3	0	0	.421
2018	ST. LOUIS	2-1	4.70	50	0	0	15	0	1	51.2	59	28	27	7	1	15	1	49	4	0	.289
	Memphis (1)	0-0	0.00	5	0	0	4	0	3	7.2	5	0	0	0	0	4	0	8	0	0	.185
2019	ST. LOUIS	0-1	6.63	16	0	0	4	0	0	19	21	14	14	3	1	11	2	16	1	0	.276
	Memphis (1)	0-1	3.15	20	1	0	10	0	6	20	21	10	7	4	0	7	0	24	1	0	.266
2020	LAA	2-0	2.10	29	0	0	4	0	2	30	18	10	7	2	1	9	0	43	0	0	.162
MAJOR TOTALS		5-3	5.69	102	1	0	24	0	3	110.2	122	76	70	17	4	42	4	113	5	0	.277
N.L. TOTALS		3-3	7.03	73	1	0	20	0	1	80.2	104	66	63	15	3	33	4	70	5	0	.316
MINOR TOTALS		25-36	3.48	129	87	3	17	1	9	525.1	545	238	203	48	22	160	4	443	22	4	.269

(1) rehab assignment

Disabling Injuries: 2019 — Right shoulder lat strain; disabled June 17 - July 23
 2018 — Right shoulder inflammation; disabled Aug. 26 - Sept. 11

2020 SEASON

- ◆ In first season with **Angels**, ranked among American League leaders (min. 30 IP) in several categories, including: opponent batting average (1st; .167), opponent OPS (1st; .484), ERA (3rd; 2.10), SO/9 (3rd; 12.9), WHIP (5th; 0.90) and HR/9 (8th; 0.60).
- ◆ Struck out 35.5% of batters faced (43 SO - 121 BF), which was third highest rate in A.L.
- ◆ Named American League Reliever of the Month for September...First Angels pitcher to receive the monthly honors since the award was reintroduced in 2017...Went 2-0 with two saves and recorded a 0.98 ERA (18.1 IP - 2 ER) and 25 strikeouts while allowing just five walks and seven hits in 14 September appearances...Allowed one extra-base hit (67 total batters faced)...Held opponents to a .113 (7/62) average during September.
- ◆ Did not allow a hit across nine consecutive scoreless outings from Sept. 5-21, tallying 17 strikeouts while permitting just a pair of walks over 13.2 innings of relief.

MAJOR LEAGUE SUMMARY

2019

- ◆ Made Opening Day roster for second time in career as a member of **Cardinals**.
- ◆ Played 16 games over two stints in Majors.
- ◆ Recorded six saves in a 10 game stint with Triple-A **Memphis**... Pitched to a 1.80 ERA (10 IP — 2 ER) with 10 hits, three walks and 15 strikeouts.
- ◆ Had a .211 BAA (15/71) with runners on over 36 games (in Majors and minors).

2018

MAYERS



2021 LOS ANGELES ANGELS



- ◆ Made an Opening Day roster for first time in career as a member of **Cardinals**.
- ◆ Pitched in 50 games across seven stints in Majors...Also pitched in five games for Triple-A **Memphis**.
- ◆ Recorded first Major League save at Cincinnati on Apr. 12 pitching three innings, letting up two hits and one walk with two strikeouts.
- ◆ Had scoreless outings in every minor league appearance during the season... Pitched 7.2 innings with only five hits, four walks and eight strikeouts and a .185 BAA (5/27).

2017

- ◆ Spent majority of season with **Memphis** and had three stints in the Majors appearing in three games for **Cardinals**...Pitched 4.2 innings in relief.
- ◆ Made 15 starts for Memphis before converting to a reliever role.
- ◆ Went 5-6 as a starter in Memphis... Pitched to a 3.71 ERA (80 IP — 33 ER), logged 70 strikeouts and 28 walks.
- ◆ Had a 2.12 ERA (29.2 IP — 7 ER) as a reliever in Memphis with 27 strikeouts and a .236 BAA.
- ◆ Made six postseason appearances for Memphis... Went 1-0 with a 0.00 ERA (11 IP — 0 ER), 10 strikeouts, four walks and a .162 BAA (6/37).

2016

- ◆ Appeared in four games for the **Cardinals**...Went 1-1 and pitched 5.1 innings.
- ◆ Made Major League debut on July 24 against the Dodgers.
- ◆ Earned first MLB win Sept. 6 vs. Pirates...Pitched one scoreless inning.
- ◆ Made 25 starts between Double-A **Springfield** and Triple-A **Memphis** going 9-10 with a 3.19 ERA (144 IP — 51 ER) and 127 strikeouts.
- ◆ Was named to Texas League North Mid-Season All-Star Team.

NOTABLE MINOR LEAGUE AWARDS AND HONORS

- ◆ **2016** Texas League North Mid-Season All Star Game Selection.

CAREER TRANSACTIONS

- ◆ June 7, 2013... Selected by **Cardinals** in third round of 2013 First-Year Player Draft (signed June 14, 2013).
- ◆ Nov. 1, 2019... Claimed off waivers by **Angels** from **Cardinals**.

PERSONAL/MISC

- ◆ Michael Christopher Mayers...Pronounced MY-ers...On Twitter: @mike_mayers59.
- ◆ Learned his cutter after seeing a social media post of a baseball that Mariano Rivera had marked for Roy Halladay to help him with his cutter grip.
- ◆ Attended Grove City HS (OH), where he played baseball, basketball and football (quarterback).
- ◆ Went to University of Mississippi where he held a 12-9 record with a 3.43 ERA over three seasons... Angels pitching coach, Mickey Callaway, also played for Ole Miss.
- ◆ Originally signed by Cardinals scout Nicholas Brannon.

MAJOR LEAGUE HITTING TOTALS

AVG	AB	H	HR	RBI
.000	2	0	0	0

CAREER FIELDING

POS	PCT	G	PO	A	E	TC	DP
P	.947	102	8	10	1	19	1

MAYERS' CAREER HIGHS

	SEASON		GAME
Wins	2 — 2020 & 2018	SO	3 — 7 times; last, 9/21/20 vs. TEX
Losses	1 — 2019, 2018 & 2016	IP	3.0 — 3 times; last, 5/6/18 vs. CHC
ERA	2.10 — 2020	R & ER	9 — 7/24/16 vs. LAD
IP	51.2 — 2018	BB	3 — 7/2/17 vs. WSH
SO	49 — 2018	H	8 — 7/24/16 vs. LAD





2021 LOS ANGELES ANGELS

JACK MAYFIELD

#59

BORN: SEPT. 30, 1990

OPENING DAY AGE: 30

BIRTHPLACE: DEL RIO, TX

RESIDES: DEL RIO, TX

MLB SERVICE: 1 YEAR, 30 DAYS

ACQUIRED: FROM ATLANTA FOR CASH CONSIDERATIONS, FEB. 25, 2021

SIGNED THRU: 2021; ARB. ELIGIBLE IN 2023; 2 OPTIONS REMAINING



INFIELDER

HEIGHT: 5-11

WEIGHT: 190

BATS: R

THROWS: R

MAYFIELD'S LIFETIME PLAYING RECORD

Year	Club	AVG	G	AB	R	H	2B	3B	HR	RBI	SH	SF	HBP	BB	IBB	SO	SB	CS	GDP	SLG	OBP	E
2013	Greeneville	.255	29	94	12	24	5	0	3	11	4	1	3	9	0	19	2	2	1	.404	.336	3
	Tri-City	.220	26	91	13	20	3	0	1	7	1	1	4	1	0	18	1	1	4	.286	.258	6
2014	Quad Cities	.265	39	147	24	39	9	0	2	16	0	2	1	13	1	26	2	1	3	.367	.325	7
	Lancaster	.293	66	246	39	72	22	2	7	39	3	4	4	20	0	50	1	6	3	.484	.350	10
2015	Lancaster	.303	66	271	46	82	13	4	7	43	0	2	5	25	0	46	2	1	5	.458	.370	6
	Corpus Christi	.260	48	173	34	45	6	0	7	22	2	2	0	19	1	36	3	1	8	.416	.330	3
2016	Corpus Christi	.237	33	118	21	28	7	0	9	26	0	2	3	8	0	27	2	0	3	.525	.298	6
	Fresno	.197	45	132	10	26	5	0	2	18	3	3	0	11	0	27	2	1	2	.280	.253	1
2017	Corpus Christi	.289	70	270	39	78	16	2	14	44	0	3	1	17	1	57	7	2	9	.519	.330	11
	Fresno	.273	42	154	28	42	12	0	6	23	0	0	1	10	0	30	3	0	7	.468	.321	5
2018	Fresno	.270	113	433	66	117	31	1	16	66	1	7	5	33	0	92	5	4	12	.457	.324	10
	Round Rock	.287	100	380	78	109	26	1	26	79	0	9	5	37	0	78	7	1	11	.566	.350	5
2019	HOUSTON	.156	26	64	8	10	5	0	2	5	0	0	0	1	0	16	0	0	0	.328	.169	1
	HOUSTON	.190	21	42	5	8	1	0	0	3	1	1	1	2	0	14	0	0	1	.214	.239	0
MAJOR TOTALS		.170	47	106	13	18	6	0	2	8	1	1	1	3	0	30	0	0	1	.283	.198	1
MINOR TOTALS		.272	677	2509	410	682	155	10	100	394	14	36	32	203	3	506	37	20	68	.461	.330	73

2020 SEASON

- ◆ In second Major League season with **Astros**, played in 21 games across two big league stints...Made Houston's Opening Day roster for first time in career...Was optioned to Alternate Training Site, Aug. 6 and recalled Aug. 16 for remainder of season.
- ◆ Made 13 starts, logging time defensively at third base (six starts, eight appearances), shortstop (four starts, eight appearances) and second base (three starts, five appearances)...Had no errors in 38 total chances.
- ◆ Seven of his eight hits came against right-handers...Only hit against a lefty was a two-run single vs. Angels (off José Suarez, Aug. 25-Game 1).
- ◆ Had career-best three-game hitting streak, from Sept. 5-6, all against Angels...Went 3-for-10 (.300) with one double in that stretch...Five of eight hits on season came against Angels.

MAJOR LEAGUE SUMMARY

2019

- ◆ Made Major League May 27 with **Astros** in a start at second base vs. Cubs...Went 1-for-4 with a double and RBI groundout...The two-base hit came in first career plate appearance, off Cole Hamels...Became first Astros player to record an extra-base hit in first career plate appearance since Kiké Hernández (July 1, 2014 vs. Seattle).
- ◆ Debuted in his seventh professional season after going undrafted in 2013.
- ◆ Hit first career home run June 6 at Seattle, off Roenis Elias.
- ◆ Tied franchise rookie record for doubles in a single game, when he went 3-for-4 with three doubles, three runs scored and an RBI, June 15 vs. Toronto (Norm Miller first set the mark Aug. 21, 1967 vs. STL and it was matched by Terry Puhl, July 30, 1977 vs. CHC)...That also tied club record for doubles in a game by a second baseman, joining Mark Loretta (July 5, 2008 at ATL), Craig Biggio (May 15, 2002 vs. PHI and June 14, 1999 vs. ATL) and Art Howe (June 2, 1977 at CIN)...Mayfield was the only one to also score three runs in the game...Only five Astros players, regardless of position, have hit three doubles and scored three runs in a game.

2021 LOS ANGELES ANGELS



POSTSEASON SUMMARY

- ◆ Did not get selected to **Astros** postseason rosters in **2019**.
- ◆ In **2020**, made **Astros** Wild Card Series roster...Did not appear in either of the two games at Minnesota...Did not get selected to ALDS or ALCS rosters.

NOTABLE MINOR LEAGUE AWARDS AND HONORS

- ◆ **2019** *MiLB.com* Organizational All-Star.
- ◆ **2018** *MiLB.com* Organizational All-Star.
- ◆ **2017** Texas League Mid-Season All-Star.
- ◆ **2015** California League Mid-Season All-Star.

CAREER TRANSACTIONS

- ◆ June 17, 2013...Signed by **Astros** as non-drafted free agent.
- ◆ Nov. 20, 2020...Claimed off waivers from **Astros** by **Braves**.
- ◆ Feb. 25, 2021...Traded by **Braves** to **Angels** for cash considerations.

PERSONAL/MISC

- ◆ David Jack Mayfield...On Twitter: @jackmayfield8.
- ◆ Jack and his wife, Jackie, have two children: Jackson and Rylee.
- ◆ Recorded a 20-game hitting streak with Triple-A Round Rock, from July 14-Aug. 9, 2019; second-longest streak in Pacific Coast League that season.
- ◆ Played collegiately for four seasons at University of Oklahoma...Was a two-way player his first two seasons...Posted a 2.88 ERA over 65.2 innings...That included a shutout of rival Oklahoma State his freshman season, 2010 (5 H, 0 BB, 7 K)...Became a full-time position player prior to his junior year...In that junior season, 2012, hit .280 and was named to the Big 12 All-Tournament Team and the Charlottesville All-Regional Team...Was the Sooners' starting second baseman his junior season and the team's starting shortstop his senior season.
- ◆ Attended Del Rio HS (TX), approximately 150 miles west of San Antonio...Hit over .400 in his high school career and was a three-time First Team All-District (2007-09).
- ◆ Originally signed by Astros scout Jim Stevenson.

CAREER FIELDING

POS	PCT	G	PO	A	E	TC	DP
2B	1.000	10	8	14	0	22	3
SS	.984	29	21	40	1	62	4
3B	1.000	9	4	15	0	19	0

MAYFIELD



ABOUT THE RALLY MONKEY

BORN: June 6th, 2000

GAME VS: San Francisco Giants

ORIGIN: With the Angels trailing 3-0 in the sixth inning of a game against the San Francisco Giants (June 6, 2000), the Angels' game presentation staff spontaneously created the Rally Monkey phenomenon. Here's how: The entertainment staff members had a video clip of a monkey jumping up and down in their stock footage and, on the spur of the moment, decided to put the words "Rally Monkey" over the clip and show it on the Jumbotron. After showing the clip, the Angels rallied for a run, so the clip was shown again when the Angels were up in the seventh and eighth innings. In the ninth inning, with the Giants ahead, 5-4, the Giants brought in their closer Robb Nen. The Rally Monkey clip was repeated several more times in the ninth and the Angels rallied to beat the Giants, 6-5.

RULES: Rally Monkey etiquette requires that the video is only displayed in the sixth-inning-or-later with the game tied or the Angels behind.





2021 LOS ANGELES ANGELS

BRENDAN MCCURRY #79

BORN: JAN. 7, 1992 **OPENING DAY AGE:** 29
BIRTHPLACE: ADA, OK **RESIDES:** TUPELO, OK
ACQUIRED: SIGNED AS MINOR LEAGUE FREE AGENT, NOV. 17, 2020
SIGNED THRU: 2021; SIGNED ONE-YEAR CONTRACT; 3 OPTIONS REMAINING



RHP

HEIGHT: 5-10

WEIGHT: 185

BATS: R

THROWS: R

NON-ROSTER INVITEE

MCCURRY'S LIFETIME PITCHING RECORD

Year	Club	W-L	ERA	G	GS	CG	GF	SHO	SV	IP	H	R	ER	HR	HB	BB	IBB	SO	WP	BK	BAA
2014—Athletics (AZL)	Beloit	0-0	0.00	1	0	0	1	0	0	1.1	2	0	0	0	0	0	0	2	0	0	.333
	Beloit	2-0	0.34	15	0	0	3	0	2	26.1	12	1	1	1	2	3	0	34	1	1	.140
	Stockton	0-0	0.00	1	0	0	0	0	0	1	0	0	0	0	0	0	0	1	0	0	.000
2015—Stockton	Midland	1-2	1.94	36	0	0	30	0	21	46.1	30	13	10	3	4	11	1	56	1	0	.182
	Midland	0-1	1.62	14	0	0	8	0	6	16.2	9	3	3	1	0	6	1	26	1	0	.155
2016—Corpus Christi	Fresno	2-4	2.27	28	0	0	23	0	13	39.2	28	12	10	4	3	8	0	50	2	0	.199
	Fresno	1-1	3.83	28	1	0	6	0	3	42.1	47	18	18	2	7	13	2	44	0	0	.283
2017—Fresno		4-2	4.43	35	0	0	15	0	6	44.2	51	29	22	6	7	12	1	52	1	1	.285
2018—Fresno		6-7	3.69	46	0	0	37	0	14	63.1	64	32	26	5	8	17	3	73	2	0	.262
2019—Round Rock		3-5	4.23	37	1	0	21	0	6	55.1	47	26	26	9	9	23	0	68	1	1	.227
2020—HOUSTON																					
<i>DID NOT PLAY — No Minor League Season</i>																					
MINOR TOTALS		19-22	3.10	241	2	0	144	0	71	337	290	134	116	31	40	93	8	406	9	3	.231

2020 SEASON

- ◆ Was a non-roster invitee to **Astros** Spring Training...Reassigned to minor league camp, Mar. 6.
- ◆ Did not get selected Houston's Player Pool for regular season.
- ◆ Elected free agency, Nov. 2.

CAREER HIGHLIGHTS

- ◆ Texas League Mid-Season and Post-Season All-Star in 2016.
- ◆ Selected as an A's *MiLB.com* Organization All-Star in 2015..

CAREER TRANSACTIONS

- ◆ June 7, 2014...Selected by **Athletics** in 22nd round of First-Year Player Draft (signed June 13, 2014 by A's scout Yancy Ayres.).
- ◆ Nov. 25, 2015...Traded by **Athletics** to **Astros** for INF Jed Lowrie.
- ◆ Nov. 17, 2020...Signed with **Angels** as minor league free agent.

PERSONAL/MISC

- ◆ Brendan Scott McCurry.
- ◆ Pitched in Arizona Fall League following 2015 & 2017 seasons...Pitched in Dominican Winter League for Tigres del Licey during 2018-19 offseason.
- ◆ Graduated from Roff HS (Roff, OK) in 2010...Oklahoma Coaches Association All-State selection in 2010...As a senior, went 8-1 with a 1.08 ERA while batting .510 with 26 homers and 65 RBI in 37 games.
- ◆ Attended Howard JC from 2011-12 before transferring to Oklahoma State for final two collegiate seasons...In 2013 as a junior, was named an All-Big 12 Honorable Mention...Was an All-Big 12 First Team selection as a senior after going 5-0 with a 0.38 ERA (47.1 IP - 2 ER) and 54 strikeouts...His 19 saves ranked fifth in the nation and set a new school record...Also set OSU's career saves mark with 27...Was an NCAA All-Tournament Team selection, NCBWA District VI Co-Player of the Year, NCBWA Stopper of the Year Award finalist, National College Baseball Hall of Fame Pitcher of the Year Award finalist, and NCBWA First Team All-American.
- ◆ Older brother, Randy, also played at Oklahoma State (teammates in 2013)...Randy was a 23rd round selection by Arizona in 2013 First-Year Player Draft and pitched one season in D-backs system and four seasons (2016-18) in independent leagues.



2021 LOS ANGELES ANGELS



ANTHONY MULRINE #98

BORN: MAR. 30, 1998
BIRTHPLACE: DAVIE, FL
ACQUIRED: SELECTED IN 25TH ROUND OF 2019 FIRST-YEAR PLAYER DRAFT
SIGNED THRU: 2021; UNDER CLUB CONTROL; 3 OPTIONS REMAINING

OPENING DAY AGE: 23
RESIDES: DAVIE, FL

CATCHER

HEIGHT: 6-1

WEIGHT: 205

BATS: R

THROWS: R

NON-ROSTER INVITEE

MULRINE'S LIFETIME PLAYING RECORD

Year	Club	AVG	G	AB	R	H	2B	3B	HR	RBI	SH	SF	HBP	BB	IBB	SO	SB	CS	GDP	SLG	OBP	E
2019	Orem	.250	45	128	24	32	6	1	5	26	0	1	14	16	0	33	0	2	2	.430	.390	5
2020	LAA	<i>DID NOT PLAY — No Minor League Season</i>																				

2020 SEASON

- ◆ Did not get selected to Angels Player Pool for 2020 regular season.

CAREER HIGHLIGHTS


- ◆ Made professional debut in 2019 with Orem...Registered a 51% caught stealing rate after throwing out 31 of 61 would-be basestealers.
- ◆ Made two pitching appearances for Owlz in 2019 and combined to retire all three batters faced with one strikeout.

CAREER TRANSACTIONS

- ◆ June 5, 2019...Selected by Angels in 25th round of First-Year Player Draft (signed June 11, 2019 by Angels scout Todd Hogan).

PERSONAL/MISC

- ◆ Anthony Louis Mulrine (MULL-rhine)...On Twitter: @AnthonyMoose_36.
- ◆ 2021 marks first season as a non-roster invitee to Major League Spring Training.
- ◆ Graduated from St. Thomas Aquinas HS (Davie, FL)...Alumni from the school include Pro Football Hall of Famer Michael Irvin, Football Pro Bowlers Geno Atkins, Joey Bosa, Nick Bosa and International Tennis Hall of Famer Chris Evert.
- ◆ Played collegiately at Samford University (Birmingham, AL)...In his three seasons, had a .282 batting average, with 25 doubles, one triple, 20 home runs and 106 RBI in his three seasons in a Bulldogs uniform.
- ◆ While in college, played for Sanford River Rats in Florida Collegiate Summer League.



MULRINE



2021 LOS ANGELES ANGELS



PACKY NAUGHTON

#76

BORN: APR. 16, 1996

OPENING DAY AGE: 24

BIRTHPLACE: BOSTON, MA

RESIDES: WEST ROXBURY, MA

ACQUIRED: FROM CINCINNATI WITH LHP JOSE SALVADOR FOR OF BRIAN GOODWIN, AUG. 31, 2020

SIGNED THRU: 2021; UNDER CLUB CONTROL; 3 OPTIONS REMAINING

LHP

HEIGHT: 6-1

WEIGHT: 190

BATS: R

THROWS: L

NON-ROSTER INVITEE

NAUGHTON'S LIFETIME PITCHING RECORD

Year	Club	W-L	ERA	G	GS	CG	GF	SHO	SV	IP	H	R	ER	HR	HB	BB	IBB	SO	WP	BK	BAA
2017	—Billings	3-3	3.15	14	12	0	0	0	0	60	58	24	21	5	1	20	0	63	2	0	.256
2018	—Dayton	5-10	4.03	28	28	0	0	0	0	154	168	73	69	12	5	34	0	137	6	1	.280
2019	—Daytona	5-2	2.63	9	9	0	0	0	0	51.1	49	16	15	2	1	9	0	50	3	0	.247
	Chattanooga	6-10	3.66	19	19	0	0	0	0	105.2	109	51	43	8	2	26	2	81	4	0	.266
2020	—LAA																				
<i>DID NOT PLAY — Participated at Angels Alternate Training Site</i>																					
MINOR TOTALS		19-25	3.59	70	68	0	0	0	0	371	384	164	148	27	9	89	2	331	15	1	.267

2020 SEASON

- ◆ Did not get selected to an active roster during regular season.
- ◆ Worked out at **Alternate Training Site** in Long Beach after being acquired by **Angels** at Aug. 31 trade deadline from **Reds** in exchange for OF Brian Goodwin.
- ◆ Was added to Cincinnati's Player Pool just prior to being traded to Angels.

CAREER HIGHLIGHTS

- ◆ Named 2019 Reds Minor League Pitcher of the Year...Finished among all Reds minor league leaders in nearly every pitching category.
- ◆ Selected as a 2019 Florida State League All-Star and a *MiLB.com* Organizational All-Star.
- ◆ Entered 2018 selected by *MLB.com* as Reds 30th-best prospect.
- ◆ Earned Reds Minor League Pitcher of the Month honors for August 2018.
- ◆ Named Midwest League Pitcher of the Week for July 9-15, 2018.
- ◆ In 2017, was ranked by *Baseball America* as Reds 28th-best prospect and was selected as a Midwest League Mid-Season All-Star...Twice named Pioneer League Pitcher of the Week (July 10-16 & Aug. 28-Sept. 4).

CAREER TRANSACTIONS

- ◆ June 13, 2017...Selected by **Reds** in ninth round of First-Year Player Draft (signed June 18, 2017 by Reds scout Jeff Brookens).
- ◆ Aug. 31, 2020...Traded by **Reds** with PTBNL (LHP Jose Salvador) to **Angels** in exchange for OF Brian Goodwin.

PERSONAL/MISC

- ◆ Patrick Joseph Naughton...On Twitter: @Packy_8.
- ◆ 2021 marks first season as a non-roster invitee to Major League Spring Training.
- ◆ Played collegiately at Virginia Tech...With ninth round selection in 2017 Draft, marked highest Draft selection for any Virginia Tech player since Mark Zagunis was selected by Cubs in the third round (78th overall) of 2014 Draft.
- ◆ Graduated from Boston Latin School...Founded April 23, 1635, it is the oldest school in America...Alumni of the school include five signers of United States Declaration of Independence (Samuel Adams, Benjamin Franklin, John Hancock, William Hooper and Robert Treat Paine), as well as eight former Massachusetts governors and several preeminent architects, historians, politicians and military figures.
- ◆ Played for Plymouth Pilgrims in 2015 New England Collegiate Baseball League and pitched for Harwich Mariners in 2016 Cape Cod League.
- ◆ Underwent Tommy John surgery during junior season of high school at Boston Latin.

NAUGHTON



2021 LOS ANGELES ANGELS



#17



SHOHEI OHTANI

BORN: JULY 5, 1994 **OPENING DAY AGE:** 26
BIRTHPLACE: ŌSHŪ, JAPAN **RESIDES:** ŌSHŪ, JAPAN
MLB SERVICE: 3 YEARS
ACQUIRED: SIGNED AS INTERNATIONAL FREE AGENT, DEC. 9, 2017
SIGNED THRU: 2022; 3 OPTIONS REMAINING

RHP/DH

HEIGHT: 6-4

WEIGHT: 210

BATS: L

THROWS: R

OHTANI'S LIFETIME PITCHING RECORD

Year	Club	W-L	ERA	G	GS	CG	GF	SHO	SV	IP	H	R	ER	HR	HB	BB	IBB	SO	WP	BK	BAA
2013	Nippon-Ham	3-0	4.23	13	11	0	0	0	0	61.2	57	30	29	4	8	33	0	46	2	0	-
2014	Nippon-Ham	11-4	2.61	24	24	3	0	2	0	155.1	125	50	45	7	4	57	0	179	6	1	-
2015	Nippon-Ham ★15-5	2.24★	22	22	5★	0	3★	0	0	160.2	100	40	40	7	3	46	0	196	9	0	-
2016	Nippon-Ham	10-4	1.86★	21	20	4	0	1	0	140	89	33	29	4	8	45	0	174	6	0	-
2017	Nippon-Ham	3-2	3.20	5	5	1	0	1	0	25.1	13	9	9	2	0	19	0	29	1	0	-
2018	LAA	4-2	3.31	10	10	0	0	0	0	51.2	38	19	19	6	1	22	0	63	5	0	.203
2019	LAA									DID NOT PITCH											
2020	LAA	0-1	37.80	2	2	0	0	0	0	1.2	3	7	7	0	0	8	0	3	1	0	.375
MAJOR TOTALS		4-3	4.39	12	12	0	0	0	0	53.1	41	26	26	6	1	30	0	66	6	0	.210
JAPAN TOTALS		42-15	2.52	85	82	13	0	7	0	543	384	162	152	24	23	200	0	624	24	1	-

★ led or tied for league lead

OHTANI'S LIFETIME PLAYING RECORD

Year	Club	AVG	G	AB	R	H	2B	3B	HR	RBI	SH	SF	HBP	BB	IBB	SO	SB	CS	GDP	SLG	OBP	E
2013	Nippon-Ham	.238	77	189	14	45	15	1	3	20	0	2	1	12	0	64	4	1	3	.376	.284	1
2014	Nippon-Ham	.274	87	212	32	58	17	1	10	31	0	1	0	21	0	48	1	0	4	.505	.338	1
2015	Nippon-Ham	.202	70	109	15	22	4	0	5	17	0	2	0	8	1	43	1	0	1	.376	.252	1
2016	Nippon-Ham	.322	104	323	65	104	18	1	22	67	0	4	1	54	2	98	7	2	7	.588	.416	1
2017	Nippon-Ham	.332	65	202	24	67	16	1	8	31	0	3	2	24	0	63	0	1	0	.540	.403	0
2018	LAA	.285	104	326	59	93	21	2	22	61	0	1	2	37	2	102	10	4	2	.564	.361	0
2019	LAA	.286	106	384	51	110	20	5	18	62	0	4	2	33	1	110	12	3	6	.505	.343	0
2020	LAA	.190	46	153	23	29	6	0	7	24	0	0	0	22	0	50	7	1	3	.366	.291	0
MAJOR TOTALS		.269	266	863	133	232	47	7	47	147	0	5	4	92	3	262	29	8	11	.503	.340	0
JAPAN TOTALS		.286	403	1035	150	296	70	4	48	166	0	12	4	119	3	316	13	4	15	.500	.358	4

Disabling Injuries:

- 2019 — Right elbow UCL injury; disabled March 28 (retro to March 25) - May 7
- 2018 — Right elbow UCL sprain; disabled June 8 (retro to June 7) - July 3

2020 SEASON

- ◆ Completed third season with the **Angels**, appearing in 46 games as a designated hitter and two as a pitcher.
- ◆ Led the Club in stolen bases for the second straight season...82.6% stolen base percentage (19 SB / 27 attempts) since the start of the 2019 campaign is tied for seventh in the American League.
- ◆ Finished tied for second on the Club with five go-ahead RBI, trailing only Trout's 11.
- ◆ Limited to two starts as a pitcher...Aug. 3, was diagnosed with a grade 1-2 strain of the flexor pronator mass...Focused exclusively on hitting the remainder of the season.

CAREER HIGHLIGHTS

- ◆ 2018 American League Rookie of the Year (BBWAA)...Named MLB Rookie of the Year by *Baseball America* and *A.L. Rookie of the Year* by *Baseball Digest*.

MOST HR BY A JAPANESE NATIVE

PLAYER	HOME RUNS
Hideki Matsui	175
Ichiro Suzuki	117
Kenji Johjima	48
Shohei Ohtani	47





2021 LOS ANGELES ANGELS

- ◆ American League Rookie of the Month for April and September 2018.
- ◆ A.L. Player of the Week for periods ending Apr. 8, 2018 and Sept. 9, 2018.
- ◆ Played in 162nd career game July 16, 2019...According to STATS, is the first player in A.L. history with 35+ home runs and 15+ stolen bases in his first 162 games as a batter.
- ◆ Five-time Nippon Professional Baseball All-Star (2013-17).
- ◆ Named 2016 Pacific League MVP and helped lead Nippon-Ham Fighters to 2016 Pacific League Championship.
- ◆ Three-time winner of a "Best Nine Award" which is awarded annually to best player at each position in both the Central League and Pacific League...He has twice earned the award as a pitcher (2015 & 2016) and also won 2016 award as a designated hitter, becoming first player to receive the award as both a hitter and pitcher.
- ◆ In 2014, became first Japanese player to record 10 wins and hit 10 home runs in a single season...He would accomplish the feat again in 2016.
- ◆ Made Pacific League debut at age 18 after being selected by Fighters in first round of 2012 Nippon Professional Baseball Draft.

SHO OFF

Ohtani's 22 home runs were the most ever by a Japanese-born rookie, surpassing Kenji Johjima's previous record of 18 set in 2006 with Seattle.

SHO TIME

Ohtani's first...

GAME AS POSITION PLAYER	March 29 at OAK	GAME AS A PITCHER	April 1 at OAK
HIT	March 29 at OAK off K. Graveman	STRIKEOUT	April 1 at OAK vs. M. Semien
HOME RUN	April 3 vs. CLE off J. Tomlin	WIN	April 1 at OAK

MAJOR LEAGUE SUMMARY

2019

- ◆ Spent second season with the **Angels** serving as the Club's primary DH...Surpassed rookie offensive totals in games, hits, triples, RBI and stolen bases...Led the Club with 12 steals.
- ◆ Joined Hideki Matsui and Tadahito Iguchi as the only Japanese natives to tally multiple 15 home run seasons in the Majors.
- ◆ On June 13th, became the 7th player (8th occurrence) in franchise history to hit for the cycle...First Halo to turn the trick since Mike Trout, May 21, 2013 vs. Seattle...First Japanese-born player in Major League history to hit for the cycle...Had never hit for the cycle in career (including NPB)...Joined Hall of Famer George Sisler (5 wins, 2 cycles) as the only players in the modern era (since 1900) to win multiple games as a pitcher and also hit for the cycle in career.
- ◆ Missed the first 34 games of the season while recovering from Tommy John surgery...Activated from the I.L. May 7th.

2018

- ◆ In first season with **Angels**, was named American League Rookie of the Year as voted on by the Baseball Writers' Association of America (BBWAA) after finishing with 137 points in the balloting process, including 25 of 30 first place votes.
- ◆ Became third player in Angels history to earn Rookie of the Year honors, joining Tim Salmon (1993) and Mike Trout (2012)...Became fourth Japanese-born player to win a Rookie of the Year Award in Major Leagues, joining Hideo Nomo (1995), Kazuhiro Sasaki (2000) and Ichiro Suzuki (2001).
- ◆ Named American League Rookie of the Month in April and September.
- ◆ Earned American League Player of the Week honors twice (April 2-8 and Sept. 3-9).
- ◆ Became first player in Major League history to hit 15+ HR and compile 50+ pitching strikeouts in a season.
- ◆ Joined Babe Ruth (1918 & 1919) as the only players since 1900 with 10+ HR and 4+ wins as a pitcher in a single campaign...Ruth is also the only other player to hit 15+ home runs and pitch 50+ innings in a season.
- ◆ Established new home run record for a Japanese-born rookie (previous was 18 by Kenji Johjima in 2006).
- ◆ Is the first player since Jimmy Ryan of the 1888 Chicago White Stockings to record 15+ home runs, 10+ stolen bases and three pitching appearances in a single season.
- ◆ Led all American League rookies with a combined 3.8 fWAR.
- ◆ Became first player to start as a pitcher and a non-pitcher within same season since Rick Rhoden (Yankees) in 1988 (30 starts as pitcher, one as DH). (STATS LLC)..
- ◆ Had the eighth-most popular (4th in A.L.) selling player jersey according to MLB.

HITTING

- ◆ Led A.L. rookies (min. 300 PA) in OPS (.925), on-base percentage (.361), and slugging percentage (.564) and posted the best rates of at-bats per home run (14.82) and RBI (5.34).

2021 LOS ANGELES ANGELS



- ◆ Became the seventh rookie in American League history to post a .925 OPS with 10 stolen bases in a single season, joining Mike Trout (2012), Mitchell Page (1977), Fred Lynn (1975), Earl Averill (1929), Ben Paschal (1925) and Shoeless Joe Jackson (1911).
- ◆ Was just the second Japanese native with a 20 home run season, joining Hideki Matsui (5 times, once in 2010 with the Angels) and the only native of Japan with a 20 HR/10 SB campaign.
- ◆ Joined Devon White (1987) and Mike Trout (2012) as the only rookies in Club annals with a 20 HR/10 SB rookie campaign.
- ◆ Earned first career win April 1st and then hit a home run in his next start April 3rd...Was the first player to earn a win and then homer in his next start as a non-pitcher since Babe Ruth in 1921.
- ◆ 15 of 22 home runs came after the All-Star break, tied for third most in the A.L....Only rookie in franchise history to hit more homers after the break was Mike Trout in 2012 (18 HR).
- ◆ Collected first hit in first start as a position player, March 29 at Oakland.

ANGELS FROM JAPAN

Shigetoshi Hasegawa (1997-2001)
Hideki Matsui (2010)
Hisanori Takahashi (2011-12)
Shohei Ohtani (2018-present)
Junichi Tazawa (2018)

PITCHING

- ◆ Set Angels record with 63 strikeouts through first 10 career starts (previous was 56 strikeouts by Bo Belinsky in 1962).
- ◆ Held opponents to an .036 (2/55) batting average against his splitter...Opponents had a swing and miss rate of 55.8% against the splitter and he recorded 35 of 63 strikeouts with the pitch.
- ◆ Became third pitcher all-time with 11-or-more strikeouts in two of first six career games pitched, joining Brooklyn's Karl Spooner (1954) & Cubs' Kerry Wood (1998).
- ◆ Carried perfect game into 7th inning Apr. 8 vs. Oakland in first pitching start at Angel Stadium...Had stretch of 27 consecutive batters retired between starts on Apr. 1 & Apr. 8 (both vs. A's).
- ◆ Had average fastball velocity of 96.7 MPH...Topped 98 MPH with 110 of 396 fastballs, including seven pitches at 100+ MPH.
- ◆ Recorded 57 of 63 (90.5%) strikeouts on a swinging strike three, which was the highest rate in Majors (min. 50 IP)... Among MLB pitchers to make at least five starts, his 35.1% swing and miss rate led the Majors.
- ◆ In five starts in day games, went 4-0 with a 2.18 ERA (33 IP - 8 ER) with 44 strikeouts.
- ◆ Allowed three-or-fewer runs in nine of 10 starts overall.

PACIFIC LEAGUE (JAPAN) SUMMARY

2017

- ◆ In fifth season with **Nippon-Ham Fighters**, posted career-high .332 batting average (67/202).
- ◆ Started All-Star Game for Pacific League as designated hitter.
- ◆ Limited to 65 games at designated hitter and five starts as a pitcher due to an ankle injury.
- ◆ Signed with **Angels** as international free agent, Dec. 9, 2017.
- ◆ Named by *Baseball America* as Angels' top prospect entering 2018 and as #2 prospect in all of baseball.
- ◆ Designated as the #1 prospect in all of baseball by *MLB.com* for the 2018 campaign.

2016

- ◆ Named Pacific League Most Valuable Player and helped lead **Nippon-Ham Fighters** to the Pacific League Championship.
- ◆ Posted a career-best 1.86 ERA (140 IP - 29 ER)...Finished three innings pitched shy of qualifying for league leaders, and would have led Pacific League in ERA for second consecutive season if he qualified...Also registered 174 strikeouts (third-most in league) in his 21 games (20 starts) on the mound.
- ◆ Registered finest season at the plate, batting .322 (104/323) with 18 doubles, 22 home runs and 67 RBI in 104 total games, primarily as a designated hitter.
- ◆ Honored with Best Nine Award as a pitcher and as a designated hitter.
- ◆ Started at designated hitter for Pacific League in All-Star Game and earned MVP honors after going 3-for-4 with two runs scored and two RBI.

2015

- ◆ In third season with **Nippon-Ham Fighters**, was selected to start All-Star Game as a pitcher for second consecutive season.
- ◆ Finished year leading Pacific League in wins (15), ERA (2.24), complete games (five) and shutouts (three)...Ranked second in league in strikeouts (196).
- ◆ Earned first Best Nine Award as top pitcher in Pacific League.
- ◆ Finished third in MVP voting behind Yuki Yanagita and Shogo Akiyama...Was a finalist for the Sawamura Award, given annually to top pitcher in Pacific and Central Leagues.
- ◆ Along with catcher, Shota Ono, earned Pacific League Battery Award.

OHTANI





2021 LOS ANGELES ANGELS

2014

- ◆ With **Nippon-Ham Fighters**, became first Japanese player to reach double digits in both home runs (10) and wins (11).
- ◆ Became first pitcher drafted out of high school to notch two shutout victories within his first two years in NPB since Yu Darvish.
- ◆ Was starting pitcher for Pacific League in All-Star Game and established record for fastest pitch (101 mph) thrown by a Japanese pitcher.

2013

- ◆ Made Pacific League debut at age 18 with **Nippon-Ham Fighters** Mar. 29, 2013 on Opening Day as a right fielder.
- ◆ Became first NPB pitcher since Takao Kajimoto in 1963 to bat 3rd, 4th or 5th in the order and first rookie hurler to do so since Junzo Sekine in 1950.
- ◆ Voted by fans into All-Star Game.
- ◆ Finished second in NPB Rookie of the Year Award voting, behind Takahiro Norimoto.
- ◆ Led Fighters with 51 games played in right field and also made 11 starts as a pitcher.
- ◆ Briefly missed time during year with a right ankle sprain and right cheekbone fracture.

NOTABLE PACIFIC LEAGUE AWARDS AND HONORS

- ◆ **2017** Nippon Professional Baseball All-Star.
- ◆ **2016** Pacific League Most Valuable Player...Nippon Professional Baseball All-Star...Designated Hitter Best Nine Award...Pitcher Best Nine Award.
- ◆ **2015** Nippon Professional Baseball All-Star...Pitcher Best Nine Award...WBCS Player of the Year...Pacific League Battery Award.
- ◆ **2014** Nippon Professional Baseball All-Star.
- ◆ **2013** Nippon Professional Baseball All-Star.

CAREER TRANSACTIONS

- ◆ Oct. 25, 2012...Selected by **Nippon-Ham Fighters** in first round of 2012 Nippon Professional Baseball Draft.
- ◆ Dec. 10, 2017...Signed by **Angels** as international free agent.

PERSONAL/MISC

- ◆ Shohei (show-HEY) Ohtani (oh-TAWN-ee).
- ◆ Father, Toru, played baseball for a semipro team sponsored by the local Mitsubishi plant in Ōshū, Japan...Mother, Yakoko, was a competitive badminton player.
- ◆ In Dec. 2017, a limited edition Ohtani baseball card sold 17,323 copies in 24 hours, setting a new Topps Now record.
- ◆ Featured in a segment on "60 Minutes" on CBS in 2017.
- ◆ Was on 28-man roster for Japan's team at 2017 World Baseball Classic, but withdrew due to an ankle injury.
- ◆ Played for Japanese National Team in 2015 Premier 12...During start against eventual champion South Korea, carried a no-hitter into 7th inning...Named All-Star starting pitcher for the event.
- ◆ Following 2014 season, selected to Japanese national team, Samurai Japan, and participated in All-Star Series against a team of Major League All-Stars...Was starting pitcher Nov. 18, 2014 at Sapporo Dome, opposing Angels RHP Matt Shoemaker, who started for MLB.
- ◆ Wore jersey number 11 with Fighters, previously worn by Yu Darvish.
- ◆ Attended Hanamaki Higashi High School in Iwate Prefecture...Participated in National High School Baseball Championship in 2011 and National High School Baseball Invitational Tournament in 2012.
- ◆ Favorite hitter is Hideki Matsui and favorite pitcher is Yu Darvish.
- ◆ "Sho" from his given name comes from a soaring image of the military commander Minamoto no Yoshitsune (1159-1189), who is associated with the Ōshū and Hiraizumi areas, while "hei" comes from a reading of the first kanji character used in the name "Hiraizumi."

MISCELLANEOUS STATS

TWO-HR GAMES [3]

June 30, 2019 vs. Oakland

Sept. 5, 2018 at Texas

Aug. 3, 2018 vs. Cleveland

CAREER WALK-OFF HITS / RBI [1]

Sept. 4, 2020 vs. HOU (RBI single; 11th)

CAREER FIELDING

POS	PCT	G	PO	A	E	TC	DP
P	1.000	12	1	6	0	7	1

OHTANI





OHTANI'S BATTING CAREER HIGHS

SEASON		GAME	
AVG	.286 — 2019	H	4 — 3 times; last, 6/13/19 at TB
H	110 — 2019	HR	2 — 3 times; last, 6/30/19 vs. OAK
R	59 — 2018	R	4 — 9/5/18 at TEX
2B	21 — 2018	2B	2 — 3 times; last, 7/3/19 at TEX
HR	22 — 2018	RBI	5 — 9/7/19 at CWS
RBI	62 — 2019	SB	1 — 29 times; last, 9/8/20 at TEX
SB	12 — 2019	Hit Streak	11 — Aug. 10-20, 2019

OHTANI'S PITCHING CAREER HIGHS

SEASON		GAME	
Wins	4 — 2018	SO	12 — 4/8/18 vs. OAK
Losses	2 — 2018	IP	7.2 — 5/20/18 vs. TB
ERA	3.31 — 2018	R & ER	5 — 7/26/20 at OAK
IP	51.2 — 2018	BB	5 — 2 times; last, 8/2/20 vs. HOU
SO	63 — 2018	H	6 — 3 times; last, 5/20/18 vs. TB

IPPEI MIZUHARA

Ippei Mizuhara is in his fourth season with the Angels as an interpreter. Born in Konai, Japan, he grew up in Diamond Bar, CA, attending Diamond Bar High School and graduating from the University of California - Riverside in 2007. Mizuhara served as an interpreter for Hideki Okajima during Yankees Spring Training in 2012 before joining the Nippon-Ham Fighters in 2013 to translate for English-speaking players. In his five seasons with the Fighters, he worked with several players to also appear in the Majors, including: Jeremy Hermida, Chris Martin, Micah Hoffpauir, Anthony Bass and Luis Mendoza. Ippei and his wife, Naomi, were married on July 17, 2018 and reside in Tokyo in the offseason.



OHTANI





2021 LOS ANGELES ANGELS



THOMAS PANNONE

#46

BORN: APR. 28, 1994

BIRTHPLACE: CRANSTON, RI

MLB SERVICE: 1 YEAR, 2 DAYS

ACQUIRED: SIGNED AS MINOR LEAGUE FREE AGENT, NOV. 16, 2020

SIGNED THRU: 2021; SIGNED ONE-YEAR CONTRACT; 1 OPTION REMAINING

OPENING DAY AGE: 26

RESIDES: CRANSTON, RI

LHP

HEIGHT: 6-1

WEIGHT: 205

BATS: L

THROWS: L

NON-ROSTER INVITEE

PANNONE'S LIFETIME PITCHING RECORD

Year	Club	W-L	ERA	G	GS	CG	GF	SHO	SV	IP	H	R	ER	HR	HB	BB	IBB	SO	WP	BK	BAA
2013	—Indians (AZL)	1-0	9.00	14	0	0	3	0	0	16	23	19	16	0	2	10	0	20	3	0	.338
2014	—Indians (AZL)	5-0	3.20	11	7	0	0	0	0	45	32	24	16	1	3	24	0	62	8	0	.194
2015	—Lake County	7-6	4.02	27	20	0	2	0	0	116.1	98	58	52	12	5	37	0	120	5	0	.231
2016	—Lake County	5-5	3.02	17	17	0	0	0	0	89.1	73	33	30	7	4	25	1	84	2	0	.223
	Lynchburg	3-0	1.65	8	7	0	0	0	0	43.2	31	10	8	1	2	16	0	38	0	0	.200
2017	—Lynchburg	2-0	0.00	5	5	0	0	0	0	27.2	10	1	0	0	0	7	0	39	0	0	.111
	Akron	6-1	2.62	14	14	1	0	0	0	82.1	67	27	24	5	3	21	1	81	4	0	.223
	New Hampshire 1-2	3.63	6	6	0	0	0	0	0	34.2	31	16	14	9	2	8	0	29	0	0	.237
2018	—Dunedin	0-1	13.50	1	1	0	0	0	0	4.2	9	7	7	1	0	1	0	1	0	0	.450
	New Hampshire 0-0	3.00	2	2	0	0	0	0	0	9	9	3	3	1	0	5	0	12	0	0	.247
	Buffalo	0-3	4.91	6	6	0	0	0	0	36.2	40	21	20	8	1	7	0	40	0	0	.276
	TORONTO	4-1	4.19	12	6	0	2	0	0	43	37	20	20	7	2	15	0	29	0	0	.231
2019	—TORONTO	3-6	6.16	37	7	0	8	0	0	73	73	51	50	13	6	31	1	69	6	0	.255
2020	—TORONTO	<i>DID NOT PLAY — Participated at Blue Jays Alternate Training Site</i>																			
MAJOR TOTALS		7-7	5.43	49	13	0	10	0	116	110	71	70	20	8	46	1	98	6	0	.247	
MINOR TOTALS		33-19	3.37	119	91	1	5	0	0	539	448	231	202	49	24	176	2	567	22	1	.226

2020 SEASON

- ◆ Was part of **Blue Jays** Player Pool and spent season at at Alternate Training Site in Rochester, N.Y.
- ◆ Did not appear in a game for Toronto...Elected free agency Nov. 2.

CAREER HIGHLIGHTS

- ◆ Made Major League debut with Toronto, Aug. 10, 2018 vs. Rays...Struck out first batter faced (Kevin Kiermaier).
- ◆ Struck out all three batters on nine pitches in 5th inning, Apr. 14, 2019 vs. Tampa Bay...Marked third immaculate inning in Blue Jays history, joining Roger Clemens (Sept. 18, 1997 at BOS) and Steve Delabar (July 30, 2013 at OAK)... Was first ever such inning at Rogers Centre.
- ◆ Made first MLB start Aug. 22, 2018 vs. Baltimore and earned first career win (7 IP, 1 H, 0 R, 2 BB, 3 SO)...Carried no-hitter into 7th inning before allowing lead-off single to Trey Mancini...Became first Blue Jay to carry no-hitter into 7th inning in first career start...Became fifth player all-time to go 7+ shutout innings with one-or-fewer hits and two-or-fewer walks in his first career start (only other A.L. player to do so is Milwaukee's Steve Woodard - 7/28/97).
- ◆ Selected as Midwest League Mid-Season All-Star in 2016 and Eastern League Mid-Season All-Star in 2017.
- ◆ Recognized as Carolina League Pitcher of the Week for week ending July 24, 2016 and International League Pitcher of the Week for week ending June 30, 2019.
- ◆ Honored as Arizona Summer League Post-Season All-Star in 2014.

CAREER TRANSACTIONS

- ◆ June 6, 2012...Selected by **Cubs** in 33rd round of First-Year Player Draft (did not sign).
- ◆ June 7, 2013...Selected by **Indians** in ninth round of First-Year Player Draft (signed June 13, 2013).
- ◆ July 31, 2017...Traded by **Indians** with INF Samad Taylor to **Blue Jays** for RHP Joe Smith.
- ◆ Nov. 16, 2020...Signed with **Angels** as minor league free agent.

PERSONAL/MISC

- ◆ Thomas Edward Pannone (PUH-nohn)...On Twitter: @ThomasPannone.
- ◆ Attended Bishop Hendricken HS (Warwick, RI) and played collegiately at College of Southern Nevada.
- ◆ Is one of eight players (three active) from Rhode Island to play in Majors since 2000.

PANNONE



2021 LOS ANGELES ANGELS



#64

FÉLIX PEÑA

BORN: FEB 25, 1990

BIRTHPLACE: SAN PEDRO DE MACORIS, D.R.

MLB SERVICE: 3 YEARS, 79 DAYS

ACQUIRED: FROM CUBS FOR CASH CONSIDERATIONS OR A PTBNL, OCT. 9, 2017

SIGNED THRU: 2021; 1ST-YEAR ARB. ELIGIBLE; 1 OPTION REMAINING

OPENING DAY AGE: 31

RESIDES: SAN PEDRO DE MACORIS, D.R.



RHP

HEIGHT: 6-2

WEIGHT: 220

BATS: R

THROWS: R

PEÑA'S LIFETIME PITCHING RECORD

Year	Club	W-L	ERA	G	GS	CG	GF	SHO	SV	IP	H	R	ER	HR	HB	BB	IBB	SO	WP	BK	BAA
2009	— Cubs 2 (DSL)	1-4	3.58	14	6	0	3	0	0	50.1	53	30	20	2	4	15	0	38	7	0	.266
2010	— Cubs 1 (DSL)	1-2	1.17	20	1	0	6	0	2	46.1	36	11	6	1	0	9	2	38	3	1	.216
2011	— Cubs (AZL)	3-2	6.92	17	0	0	9	0	1	39	48	35	30	8	3	9	0	32	6	1	.296
2012	— Peoria	0-0	4.50	6	0	0	1	0	0	10	9	5	5	1	0	5	0	10	1	0	.237
	Boise	4-2	3.43	15	6	0	1	0	0	63	60	33	24	5	2	22	0	42	4	0	.243
2013	— Kane County	4-7	3.92	21	17	1	1	0	1	103.1	102	57	45	5	7	32	0	77	8	0	.257
2014	— Daytona	4-6	3.19	19	19	1	0	0	0	96	88	43	34	6	4	34	0	76	6	0	.240
	Tennessee	2-4	7.48	6	6	0	0	0	0	27.2	30	23	23	5	2	17	0	26	1	0	.294
2015	— Tennessee	7-8	3.75	25	23	1	1	0	0	129.2	111	60	54	10	5	49	1	140	12	5	.231
2016	— Iowa	3-4	3.41	36	0	0	10	0	3	63.1	46	24	24	4	2	23	3	81	1	0	.203
	CHICAGO (N.L.)	0-0	4.00	11	0	0	2	0	1	9	5	4	4	1	0	3	1	13	1	0	.156
2017	— Iowa	2-1	5.54	24	0	0	8	0	6	39	42	24	24	6	4	14	3	46	1	0	.280
	CHICAGO (N.L.)	1-0	5.24	25	0	0	15	0	0	34.1	35	21	20	8	2	18	1	37	3	0	.259
2018	— Salt Lake	1-2	3.51	10	9	0	0	0	0	33.1	30	14	13	2	5	16	0	38	1	2	.250
	LAA	3-5	4.18	19	17	0	1	0	0	92.2	87	45	43	12	4	28	0	85	7	0	.247
2019	— LAA	8-3	4.58	22	7	0	1	0	0	96.1	80	56	49	16	6	34	0	101	8	0	.219
2020	— LAA	3-0	4.05	25	0	0	5	2	2	26.2	27	12	12	2	1	8	0	29	3	0	.255
MAJOR TOTALS		15-8	4.45	102	24	0	24	0	3	259	234	138	128	39	13	91	2	265	22	0	.236
ANGELS TOTALS		14-8	4.34	66	24	0	7	0	2	215.2	194	113	104	30	11	70	0	215	18	0	.235
N.L. TOTALS		1-0	4.98	36	0	0	17	0	1	43.1	40	25	24	9	2	21	2	50	4	0	.240
MINOR TOTALS		32-42	3.88	213	87	3	40	0	13	701	655	359	302	55	38	245	9	644	51	9	.247

Disabling Injuries: 2019 — Torn ACL; disabled Aug. 4 - end of season

2020 SEASON

- ◆ Pitched exclusively out of bullpen in third season with **Angels** and his 25 appearances ranked third on the Club.
- ◆ Worked 2.1 scoreless innings in season debut July 27 at Oakland in longest outing of season.
- ◆ Three wins led Angels relievers and ranked tied for fourth among American League relievers.
- ◆ Converted both of his 9th inning save opportunities...Save on Sept. 3 vs. San Diego was his first in an Angels uniform and first since Sept. 27, 2016 at Pittsburgh for Cubs.

CAREER HIGHLIGHTS

- ◆ Made Major League debut with Chicago Cubs, Aug. 19, 2016 at Colorado...Earned first Major League win in relief, June 29, 2017 for Cubs at Washington...Made first Major League start, June 19, 2018 for Angels vs. Arizona... Pitched final seven innings of Angels combined no-hitter, July 12, 2019 vs. Seattle (Taylor Cole pitched first two innings).

MAJOR LEAGUE SUMMARY

2019

- ◆ In first full Major League season with **Angels**, set career highs in wins (led Angels staff), innings pitched and strikeouts.
- ◆ Was Angels primary pitcher in 21 of 22 appearances (followed an Opener 14 times + seven starts)...Went 8-1 with a 4.32 ERA (66.2 IP – 32 ER), 74 strikeouts and 22 walks in games following Openers.
- ◆ Earned win July 12 vs. Seattle, after tossing final seven innings of Angels combined no-hitter (Taylor Cole pitched first two innings), allowing just one walk with six strikeouts...The 7.0 IP matched his career high...Longest no-hit





2021 LOS ANGELES ANGELS

relief appearance in Angels history (previous was 6.1 innings of no-hit relief by Clyde Wright, Aug. 20, 1968 vs. BAL)...11th official no-hitter in Angels history...13th combined no-hitter in Major League history (second by Angels; also Mark Langston/Mike Witt on April 11, 1990 vs. SEA).

- ◆ Became first A.L. player to have two games in a season with 7+ strikeouts and zero walks as a reliever since Baltimore's Moe Drabowsky in 1966...One of three pitchers since 1908 with four games in a season of 7+ strikeouts in relief, joining Melido Perez (1991 White Sox) and Dick Radatz (1963 Red Sox).
- ◆ Ranked fourth in Majors (led A.L.) with a .181 (35/193) batting average against right-handers (min. 200 batters faced)...Was seventh in A.L. (min. 400 batters faced) with a .219 (56/366) batting average against for the season.

2018

- ◆ Ranked fourth among all **Angels** pitchers in starts and innings pitched and was sixth in strikeouts.
- ◆ Began year with Triple-A **Salt Lake** and pitched primarily as a starter for first time since 2015 season.
- ◆ Appeared in 10 games (nine starts) for Bees across three stints in Triple-A.
- ◆ Had two promotions to Angels for one game relief stints Apr. 8 and May 17 before receiving third and final Major League call-up June 15...Did not allow a run in last 10.2 innings pitched for Salt Lake.
- ◆ Made first Major League start June 19 vs. Arizona (ND; 4 IP, 2 H, 1 ER, 3 BB, 6 SO) and remained in Angels rotation for remainder of season...In first six starts after joining rotation, pitched to a 2.73 ERA (29.2 IP – 9 ER) and allowed three-or-fewer runs in all six games.
- ◆ Earned first win as a starter June 29 at Baltimore after working 5.1 scoreless innings, exactly one year after earning first win in relief for Cubs June 29, 2017 at Washington.
- ◆ Carried no-hitter into 6th inning of start on Aug. 4 at Cleveland before it was broken up on solo home run by Leonys Martin leading off inning.
- ◆ Set career high with 12 strikeouts Aug. 21 at Arizona across six innings pitched...Marked fifth time in Angels history a pitcher recorded 12+ strikeouts in six-or-fewer innings, joining Nolan Ryan, Kelvim Escobar, John Lackey and Zack Greinke.
- ◆ Set or equaled single-game career high in innings pitched in seven straight starts from Aug. 4 – Sept. 7...Pitched at least six innings in seven of last eight starts after never having reached six innings prior to that span.
- ◆ Received two-or-fewer runs of support (while he was in game) in 10 of final 14 starts.



Taylor Cole (2 IP) and Felix Peña (7 IP) combined for 11th official no-hitter in Angels history, July 12, 2019 vs. Seattle

2017

- ◆ Opened year with Triple-A **Iowa** and pitched to a 1.86 ERA (9.2 IP – 2 ER) in eight games before being called up by **Cubs** May 5 for first of five stints with Chicago for the season.
- ◆ Earned first Major League win June 29 at Washington after working one scoreless inning.
- ◆ Worked more than one inning in 10 of 25 appearances for Cubs, which ranked fourth on Chicago's relief staff.
- ◆ Pitched career-high 3.2 inning May 6 vs. New York (A.L.) after entering in relief of Brett Anderson in first inning.

2016

- ◆ Began season and pitched majority of year with Triple-A **Iowa**, totaling 36 relief appearances before receiving first big league promotion Aug. 19.
- ◆ Made Major League debut with **Cubs**, Aug. 19 at Colorado (1 IP, 2 SO).
- ◆ Did not allow a run in nine of 11 outings for Chicago, including six straight (6 IP) Aug. 29–Sept. 16.
- ◆ Earned first career save Sept. 27 at Pittsburgh.

POSTSEASON SUMMARY

- ◆ Was not selected to **Cubs** postseason rosters following the **2016** and **2017** seasons.

NOTABLE MINOR LEAGUE AWARDS AND HONORS

- ◆ **2015** Midwest League Mid-Season All-Star.
- ◆ **2014** Florida State League Mid-Season All-Star.
- ◆ **2013** Southern League Mid-Season All-Star.

CAREER TRANSACTIONS

- ◆ Mar. 9, 2009...Signed by **Cubs** as non-drafted free agent.
- ◆ Oct. 9, 2017...Acquired by **Angels** from **Cubs** for cash considerations or a player to be named later.

PEÑA

2021 LOS ANGELES ANGELS



PERSONAL/MISC

- ◆ Félix Ricardo Peña.
- ◆ Visited students at Lincoln Elementary School in Santa Ana, April 22, 2019 as part of Angels Adopt-A-School program with AM830 host Roger Lodge and members of the Angels Strike Force.
- ◆ Signed autographs for fans at 2019 Fiesta Angels prior to June 8, 2019 game vs. Seattle.
- ◆ Played for Estrellas de Oriente in Dominican Winter League during 2015-16 offseason.
- ◆ Originally signed by Cubs scouts Jose Serra and Mario Encarnacion.

MAJOR LEAGUE HITTING TOTALS

AVG	AB	H	HR	RBI
.000	11	0	0	0

CAREER FIELDING

POS	PCT	G	PO	A	E	TC	DP
P	.932	102	15	26	3	44	2

PEÑA'S CAREER HIGHS

SEASON		GAME	
Wins	8 — 2019	SO	12 — 8/21/18 at ARI
Losses	5 — 2018	IP	7 — 5 times; last, 7/12/19 vs. SEA
ERA	4.18 — 2018	R & ER	8 — 7/17/19 vs. HOU
IP	96.1 — 2019	BB	4 — Twice; last, 6/28/19 vs. OAK
SO	101 — 2019	H	9 — 7/17/19 vs. HOU



PEÑA



2021 LOS ANGELES ANGELS

DILLON PETERS

#52

BORN: AUG. 31, 1992 **OPENING DAY AGE:** 28
BIRTHPLACE: INDIANAPOLIS, IN **RESIDES:** NOBLESVILLE, IN
MLB SERVICE: 1 YEAR, 89 DAYS
ACQUIRED: FROM MIAMI FOR RHP TYLER STEVENS, NOV. 21, 2018
SIGNED THRU: 2021; UNDER CLUB CONTROL; 1 OPTION REMAINING



LHP

HEIGHT: 5-11

WEIGHT: 190

BATS: L

THROWS: L

NON-ROSTER INVITEE

PETERS' LIFETIME PITCHING RECORD

Year	Club	W-L	ERA	G	GS	CG	GF	SHO	SV	IP	H	R	ER	HR	HB	BB	IBB	SO	WP	BK	BAA
2015	Marlins (GCL)	1-1	0.68	4	4	0	0	0	0	13.1	10	4	1	0	1	3	0	13	0	0	.217
	Batavia	0-3	4.83	7	7	0	0	0	0	31.2	40	25	17	2	0	10	0	27	1	1	.299
2016	Jupiter	11-6	2.46	20	20	0	0	0	0	106	102	32	29	2	9	16	0	89	3	0	.253
	Jacksonville	3-0	1.99	4	4	0	0	0	0	22.2	17	5	5	2	0	4	0	16	2	0	.205
2017	Jacksonville	6-2	1.97	9	9	0	0	0	0	45.2	33	11	10	1	3	11	0	40	6	0	.200
	Marlins (GCL)	0-1	1.35	2	2	0	0	0	0	6.2	3	3	1	0	1	4	0	6	1	0	.130
	Jupiter	1-0	0.00	2	2	0	0	0	0	10.2	5	0	0	0	1	2	0	9	0	0	.139
	MIAMI	1-2	5.17	6	6	0	0	0	0	31.1	32	18	18	3	2	19	1	27	3	0	.271
2018	MIAMI	2-2	7.16	7	5	0	2	0	0	27.2	34	22	22	4	1	15	0	17	3	0	.306
	New Orleans	6-7	5.61	19	19	0	0	0	0	102.2	129	69	64	15	5	29	0	85	1	2	.312
2019	Salt Lake	4-1	6.47	13	11	0	1	0	0	57	74	44	41	11	1	17	0	55	3	1	.316
	LAA	4-4	5.38	17	12	12	1	0	0	72	85	50	43	18	5	26	1	55	1	2	.290
2020	LAA	0-0	16.20	1	1	0	0	0	0	1.2	3	4	3	2	0	0	0	2	0	0	.333
MAJOR TOTALS		7-8	5.83	31	24	0	3	0	0	132.2	154	94	86	27	8	60	2	101	7	2	.290
ANGELS TOTALS		4-4	5.62	18	13	0	1	0	0	73.2	88	54	46	20	5	26	1	57	1	2	.291
N.L. TOTALS		3-4	6.10	13	11	0	2	0	0	59	66	40	40	7	3	34	1	44	6	0	.288
MINOR TOTALS		32-21	3.81	80	78	0	1	0	0	396.1	413	193	168	33	21	96	0	340	17	4	.269

Disabling Injuries: 2020 — disabled July 6 - Sept. 1

2020 SEASON

- ◆ Missed first 36 games of season on **Angels** injured list...Reinstated from IL, Sept. 1 and was optioned to **Alternate Training Site**.
- ◆ Appointed as 29th man for doubleheader vs. Houston, Sept. 5...Started Game 2 of doubleheader in only appearance of season...Returned to Alternate Training Site after start and remained in Double Beach for rest of regular season.

MAJOR LEAGUE SUMMARY

2019

- ◆ Appeared in 17 Major League games (12 starts) in first season in **Angels** organization...Set new career highs in every major pitching category across four big league stints.
- ◆ Made Angels debut Apr. 16 at Texas after opening season with Triple-A **Salt Lake**...Totaled 13 games (11 starts) in three stints with Bees.
- ◆ Tossed 7.2 innings Aug. 2 at Cleveland as Angels primary pitcher after Taylor Cole opened...Marked longest outing of career and second-longest appearance for an Angels pitcher in 2019...His 7.2 IP were most in a game for any Angels relief pitcher since Gary Ross (7.2 IP) June 30, 1976 at White Sox.
- ◆ Allowed three-or-fewer earned runs in 13 of 17 appearances for Angels.
- ◆ Held opponents to a .268 (45/168) average against off-speed pitches, compared with a .320 (40/125) average against his four-seamer.
- ◆ Opponents hit .378 (28/74) against his first 25 pitches of an appearance but held batters to a .260 average (57/219) after reaching his 26th pitch of an outing.

PETERS



2021 LOS ANGELES ANGELS



2018

- ◆ Made first career Opening Day roster with **Marlins**...Earned win in season debut Apr. 1 vs. Cubs after tossing six shutout innings.
- ◆ Optioned to Triple-A **New Orleans**, May 3 and would spend majority of season with Baby Cakes.
- ◆ Only other Major League appearance came July 5 at Washington with two innings pitched in relief.
- ◆ Fanned career-high 12 batters Aug. 29 vs. Nashville, while pitching career-high eight scoreless innings.
- ◆ Finished season with New Orleans on a four-game winning streak.

2017

- ◆ Made Major League debut with **Marlins** Sept. 1 vs. Philadelphia...Tied Club record for innings pitched (7) in an MLB debut, joining Justin Nicolino (June 20, 2015) and Brad Penny (April 7, 2000)...Also tied Marlins mark for most strikeouts (8) in an MLB debut, joining José Fernández (April 7, 2013).
- ◆ In debut, infielder Brian Anderson also started and made MLB debut, marking fourth time that two Marlins started MLB debut together, joining: Justin Bour & J.T. Realmuto (June 5, 2014 at TB), Christian Yelich & Jake Marisnick (July 23, 2013 at COL), and Dan Uggla & Eric Reed (April 3, 2006 at HOU). (STATS LLC) .
- ◆ Had 14 strikeouts over first two career starts, tying Dontrelle Willis for the third-most in Marlins history over a pitcher's first two career starts.
- ◆ Earned first career win in final start, Sept. 28 vs. Atlanta.
- ◆ Began season with Double-A **Jacksonville** and missed over two months on minor league disabled list with a broken left thumb (line drive) suffered in third start of year Apr. 17 at Pensacola.

NOTABLE MINOR LEAGUE AWARDS AND HONORS

- ◆ **2017** *MiLB.com* Organization All-Star.
- ◆ **2016** Florida State League Post-Season All-Star...*MiLB.com* Organization All-Star.

CAREER TRANSACTIONS

- ◆ June 7, 2011...Selected by **Indians** in 20th round of First-Year Player Draft (did not sign).
- ◆ June 6, 2014...Selected by **Marlins** in 10th round of First-Year Player Draft (signed July 18, 2014).
- ◆ Nov. 21, 2018...Acquired by **Angels** from **Marlins** in exchange for RHP Tyler Stevens.

PERSONAL/MISC

- ◆ Dillon James Peters...On Twitter: @Dillypickz.
- ◆ Visited patients at CHOC Children's in August 2019 alongside teammates Taylor Cole and Ty Buttrey.
- ◆ Attended Cathedral HS (IN)...Indiana All-State in 2009 & 2010...2010 Indiana Super Team Player of the Year...Went 12-1 with a 0.63 ERA and 154 strikeouts in 89.1 innings as a senior.
- ◆ Attended University of Texas...Junior season and college career were cut short by Tommy John surgery following 2014 Big 12 Tournament...Was 7-3 with a 2.13 ERA as a junior for Longhorns and 6-3 with a 1.97 ERA as a sophomore...Tossed seven innings in a combined no-hitter against Kansas State, May 16, 2014.
- ◆ Originally signed by Marlins scout Ryan Wardinsky.

MAJOR LEAGUE HITTING TOTALS

AVG	AB	H	HR	RBI
.063	16	1	0	0

CAREER FIELDING

POS	PCT	G	PO	A	E	TC	DP
P	1.000	31	10	21	0	31	4

PETERS' CAREER HIGHS

SEASON		GAME	
Wins	4 — 2019	SO	8 — Twice; last, 8/8/19 at BOS
Losses	4 — 2019	IP	7.2 — 8/2/19 at CLE
ERA	5.38 — 2019	R & ER	9 — 4/7/18 at PHI
IP	72 — 2019	BB	5 — 4/19/18 at MIL
SO	55 — 2019	H	9 — 4/7/18 at PHI





2021 LOS ANGELES ANGELS

KEINNER PIÑA

#49

BORN: FEBRUARY 12, 1997 **OPENING DAY AGE:** 24
BIRTHPLACE: BARQUISIMETO, VZ **RESIDES:** BARQUISIMETO, VZ
ACQUIRED: SIGNED AS INTERNATIONAL FREE AGENT, OCT. 17, 2013
SIGNED THRU: 2021; UNDER CLUB CONTROL; 3 OPTIONS REMAINING



CATCHER

HEIGHT: 5-10

WEIGHT: 175

BATS: R

THROWS: R

NON-ROSTER INVITEE

PIÑA'S LIFETIME PLAYING RECORD

Year	Club	AVG	G	AB	R	H	2B	3B	HR	RBI	SH	SF	HBP	BB	IBB	SO	SB	CS	GDP	SLG	OBP	E
2014	— Angels (DSL)	.214	47	154	19	33	1	0	0	14	1	1	7	31	1	34	8	9	3	.221	.368	2
2015	— Angels (DSL)	.246	35	122	15	30	2	1	0	13	0	1	1	21	0	21	7	4	1	.279	.259	6
	Angels (AZL)	.108	12	37	4	4	0	0	0	2	1	1	0	3	0	10	0	1	3	.108	.171	1
2016	— Angels (AZL)	.296	37	142	19	42	4	1	0	17	0	1	1	12	0	26	5	2	5	.338	.353	3
	Orem	.250	3	12	0	3	0	0	0	2	0	0	0	1	0	4	0	0	0	.250	.308	2
2017	— Orem	.292	48	185	34	54	7	0	0	33	0	3	8	23	0	19	1	0	4	.330	.388	1
2018	— Burlington	.256	82	313	26	80	8	2	0	36	2	3	4	20	0	72	3	0	6	.294	.306	8
2019	— Inland Empire	.173	16	52	1	9	1	0	0	1	0	0	1	7	2	10	0	0	4	.192	.283	1
	Burlington	.228	32	114	7	26	3	0	1	13	0	3	1	9	0	28	0	0	4	.281	.283	4
2020	— LAA	<i>DID NOT PLAY — No Minor League Season</i>																				
MINOR TOTALS		.248	312	1131	125	281	26	4	1	131	4	13	23	127	3	224	24	16	30	.281	.333	27

2020 SEASON

- ◆ Attended **Angels** Spring Training as a non-roster invitee.
- ◆ Did not get selected to Player Pool for 2020 regular season.

CAREER HIGHLIGHTS

- ◆ Has thrown out 40% of base stealers in minor league career (161 of 406)...Owns .989 career fielding pct. behind plate (27 E/2537 TC)...Has also appeared in 15 career games at first base.
- ◆ With Burlington, caught 10-inning combined no-hitter vs. Beloit on Aug. 27, 2019 for which he received the game ball from pitching coach Jonathan Van Eaton.
- ◆ Hit first professional home run with Burlington at Peori, June 15, 2019.
- ◆ In 2018, led Midwest League in caught stealing percentage, throwing out nearly half of base stealers (49.5%; 48 of 97)...That season, established career highs in hits (80), doubles (8), triples (2), and RBI (36).
- ◆ With Orem in 2017, committed just one error in 433 total chances to lead Pioneer League catchers in fielding percentage (.998)...Threw out 26 of 53 (49%) would-be base stealers to lead league.
- ◆ Named Angels Organizational Defensive Player of the Month for two consecutive months (July & August 2016).
- ◆ Threw out 42% of attempted DSL base stealers (18 of 43) in 23 appearances behind the plate for DSL Angels in 2015.
- ◆ Began pro career with DSL Angels in 2014...Threw out 40% of attempted base stealers (23 of 58)...Made 30 starts at catcher and four at 1B...Posted a .993 fielding percentage behind the plate.

CAREER TRANSACTIONS

- ◆ Oct. 17, 2013...Signed by **Angels** as minor league free agent (signed by Angels scouts Carlos Ramirez and Lebi Ochoa).

PERSONAL/MISC

- ◆ Keinner (KAY-ner) José Piña (PEEN-yuh).
- ◆ 2021 marks third consecutive season as a non-roster invitee to Angels Major League Spring Training.

PIÑA

2021 LOS ANGELES ANGELS



#5



ALBERT PUJOLS

BORN: JAN. 16, 1980 **OPENING DAY AGE:** 41
BIRTHPLACE: SANTO DOMINGO, DR **RESIDES:** ST. LOUIS COUNTY, MO
MLB SERVICE: 20 YEARS
ACQUIRED: SIGNED AS MAJOR LEAGUE FREE AGENT, DEC. 10, 2011
SIGNED THRU: 2021; SIGNED 10-YEAR CONTRACT, DEC. 10, 2011

INF

HEIGHT: 6-3

WEIGHT: 235

BATS: R

THROWS: R

PUJOLS' LIFETIME PLAYING RECORD

Year	Club	AVG	G	AB	R	H	2B	3B	HR	RBI	SH	SF	HBP	BB	IBB	SO	SB	CS	GDP	SLG	OBP	E
2000	— Peoria	.324	109	395	62	128	32	6	17	84	0	2	5	38	7	37	2	4	10	.565★	.389	19
	Potomac	.284	21	81	11	23	8	1	2	10	1	0	0	7	0	8	1	3	4.81	.341	3	
	Memphis	.214	3	14	1	3	1	0	0	2	0	0	0	1	0	2	1	0	0	.286	.287	0
2001	— ST. LOUIS	.329	161	590	112	194	47	4	37	130	1	7	9	69	6	93	1	3	21	.610	.403	20
2002	— ST. LOUIS	.314	157	590	118	185	40	2	34	127	0	4	9	72	13	69	2	4	20	.561	.394	11
2003	— ST. LOUIS	.359★	157	591	137★	212★	51★	1	43	124	0	5	10	79	12	65	5	1	13	.667	.439	4
2004	— ST. LOUIS	.331	154	592	133★	196	51	2	46	123	0	9	7	84	12	52	5	2	21	.657	.415	10
2005	— ST. LOUIS	.330	161	591	129★	195	38	2	41	117	0	3	9	97	27★	65	16	2	19	.609	.430	14
2006	— ST. LOUIS	.331	143	535	119	177	33	1	49	137	0	3	4	92	28★	50	7	2	20	.671★	.431★	6
2007	— ST. LOUIS	.327	158	565	99	185	38	1	32	103	0	8	7	99	22	58	2	6	27★	.568	.429	8
2008	— ST. LOUIS	.357	148	524	100	187	44	0	37	116	0	8	5	104	34★	54	7	3	16	.653★	.462	6
2009	— ST. LOUIS	.327	160	568	124★	186	45	1	47★	135	0	8	9	115	44★	64	16	4	23	.658★	.443	13
2010	— ST. LOUIS	.312	159	587	115★	183	39	1	42★	118★	0	6	4	103	38★	76	14	4	23	.596	.414	4
2011	— ST. LOUIS	.299	147	579	105	173	29	0	37	99	0	7	4	61	15	58	9	1	29★	.541	.366	14
2012	— LAA	.285	154	607	85	173	50	0	30	105	0	6	5	52	16	76	8	1	19	.516	.343	7
2013	— LAA	.258	99	391	49	101	19	0	17	64	0	7	5	40	8	55	1	1	18	.437	.330	3
2014	— LAA	.272	159	633	89	172	37	1	28	105	0	9	5	48	11	71	5	1	28★	.466	.324	3
2015	— LAA	.244	157	602	85	147	22	0	40	95	0	3	6	50	10	72	5	3	15	.480	.307	5
2016	— LAA	.268	152	593	71	159	19	0	31	119	0	6	2	49	6	75	4	0	24	.457	.323	2
2017	— LAA	.241	149	593	53	143	17	0	23	101	0	4	2	37	5	93	3	0	26	.386	.286	3
2018	— LAA	.245	117	465	50	114	20	0	19	64	0	3	2	28	3	65	1	0	12	.411	.289	4
2019	— LAA	.244	131	491	55	120	22	0	23	93	0	8	3	43	1	68	3	0	21	.430	.305	5
2020	— LAA	.224	39	152	15	34	8	0	6	25	0	1	1	9	1	25	0	0	4	.395	.270	2
MAJOR TOTALS		.299	2862	10839	1843	3236	669	16	662	2100	1	115	108	1331	312	1304	114	41	399	.546	.377	144
A.L. TOTALS		.257	1157	4527	552	1163	214	1	217	771	0	47	31	356	61	600	30	6	167	.448	.377	31
N.L. TOTALS		.328	1705	6312	1291	2073	455	15	445	1329	1	68	77	975	251	704	84	35	232	.617	.420	110
MINOR TOTALS		.314	133	490	74	154	41	7	19	96	1	2	5	46	7	47	4	5	13	.543	.378	22

★ led or tied for league lead

- Disabling Injuries:** **2018** — Left knee inflammation; disabled July 13-23.
 Left knee surgery; disabled Aug. 30 (retro to Aug. 29) - end of season.
2013 — Partially torn plantar fascia in left foot; disabled July 28 (retro to July 27) - end of season.
2011 — Fractured left radius at the wrist; disabled June 20-July 4.
2008 — Left calf strain; disabled June 11-25.
2006 — Right oblique strain; disabled June 4-21.

2020 SEASON

- ◆ Completed 20th big league season and ninth with the **Angels**.
- ◆ Connected for six home runs on the season...662 career home runs are good for fifth all-time...Homed twice Sept. 18th vs. Texas...First home run was career number 661, passing Willie Mays (660) for fifth place on the all-time home run list.
- ◆ Drove in 2,087th RBI on Aug. 24th, moving passed Alex Rodriguez (2,086) for second on the all-time list (since RBI became official stat in 1920-ELIAS)
- ◆ Hit 669th career double on Sept. 12th passing Craig Biggio for 5th all-time... With his double on Sept. 2nd, reached 5,900 career total bases becoming the fifth player all-time to reach that mark joining Hank Aaron, Stan Musial, Willie Mays and Barry Bonds.
- ◆ Became fifth player all-time to make an Opening Day start in each of his first 20 seasons, joining: Pete Rose, Carl Yastrzemski, Eddie Murray & Frank Robinson.

ALBERT, ALL-TIME

Albert Pujols ranks among the all-time MLB leaders in several categories...

- 662 Home Runs** (5th)
- 669 Doubles** (5th - ELIAS)
- 1,347 Extra Base Hits** (5th)
- 5,923 Total Bases** (5th)
- 3,236 Hits** (14th - ELIAS)
- 1,843 Runs** (15th)
- 2,099 RBI** (2nd - ELIAS)
- 1,331 BB** (38th)

PUJOLS





2021 LOS ANGELES ANGELS

CAREER HIGHLIGHTS

- ◆ The three-time National League MVP (2005; 2008-09) enters the final season of a 10-year contract with the Halos...Is one of five N.L. players all-time to win award three times or more (also Barry Bonds, Mike Schmidt, Roy Campanella and Stan Musial)... Finished in top five in N.L. MVP voting in each of his first six seasons (finished second on four occasions).
- ◆ After 20 seasons, is batting .299 (3,236/10,839) with 662 home runs, 2,100 RBI and a .924 OPS...Since rookie campaign in 2001, leads MLB in home runs (662), hits, doubles (669), RBI, walks (1,331), total bases (5,923) & runs (1,843).
- ◆ Enters the 2020 season as the Majors' active hits, home runs, doubles, RBI and games played leader...Among MLB actives, ranks (min. 6,000 PA) second in slugging (trailing only Mike Trout).

HITS

- ◆ Tallied 3,000th career hit May 4, 2018 at Safeco Field...Became the 32nd player all-time with 3,000 hits, the sixth foreign-born player to accomplish the feat and the second player to do so in an Angels uniform (Rod Carew in 1985)... Joined Adrián Beltré as the only natives of the Dominican Republic to reach the 3,000-hit plateau...For more info, see 2018 Season Summary.
- ◆ Entered the 2021 season needing eight hits to pass Nap Lajoie for 13th all-time...Passed Adrián Beltré (3,166) on June 20, 2019 for 15th all-time and established a new record for hits by a foreign-born player.
- ◆ With 1,000th career hit as an Angel on Aug. 10, 2018, became the ninth player to amass 1,000 hits in both the A.L. and N.L. joining Dave Winfield, Frank Robinson, Vladimir Guerrero, Fred McGriff, Carlos Lee, Orlando Cabrera, Carlos Beltran & Alfonso Soriano .

HOME RUNS

- ◆ 662 career home runs rank fifth all-time...Alex Rodriguez is fourth with 696.
- ◆ Became the ninth member of the 600-home run club June 3, 2017 vs. Minnesota...Was the fourth-youngest player all-time to reach the milestone.
- ◆ With 610th career home run Aug. 22, 2017, passed Sammy Sosa for eighth on baseball's all-time list and most ever by a foreign-born player.
- ◆ Hit 500th home run Apr. 22, 2014 at Washington...First member of prestigious club to collect home runs #499 and #500 in same contest...At 34 years and 96 days, was third youngest player in MLB history to reach 500 home runs.
- ◆ Only player in MLB history to hit 30-or-more home runs in each of his first 12 seasons (2001-12).
- ◆ Has homered in 38 different ballparks and off 428 different pitchers (entering 2021).

RBI

- ◆ Begins 2021 with 2,100 RBI, the second-most in baseball history (ELIAS)...Hank Aaron is the all-time leader with 2,297...Drove in 2,087th RBI on Aug. 24, 2020, moving passed Alex Rodriguez (2,086) for second.
- ◆ According to ELIAS, on May 9, 2019 became just the third player all-time to tally 2,000 RBI, joining Hank Aaron (2,297) and Alex Rodriguez (2,086).
- ◆ Second player in MLB history to have 10 straight 100-RBI seasons to open a career (Al Simmons, 11 seasons).

RUNS

- ◆ Is just the 18th player in history to score 1,800 runs and, according to STATS, just the fourth first baseman to reach the plateau: Pete Rose (2,165), Stan Musial (1,949) and Lou Gehrig (1,888).

MISC.

- ◆ One of three players all-time with 600 HR, 1,800 runs scored and 2,000 RBI: Hank Aaron and Alex Rodriguez.
- ◆ According to STATS, only four other players have ever tallied 3,000 hits with at least 1,200 of them going for extra bases: Hank Aaron, Stan Musial, Willie Mays and Alex Rodriguez.

FOUR OF A KIND

Players with 3,000 H and 600 HR

PLAYER	HITS	HOME RUNS
HANK AARON	3,771	755
WILLIE MAYS	3,283	660
ALBERT PUJOLS	3,236	662
ALEX RODRIGUEZ	3,115	696

FIVE GUYS

Most 20+ homer campaigns

PLAYER	SEASONS
HANK AARON	20
BARRY BONDS	19
FRANK ROBINSON	17
WILLIE MAYS	17
ALBERT PUJOLS	17

PUJOLS' HISTORIC HOMERS

HR	Date	Pitcher
1	Apr. 6, 2001 at ARI	Armando Reynoso
100	July 20, 2003 at LAD	Odalis Perez
200	Sept. 30, 2005 vs. CIN	Matt Belisle
300	July 4, 2008 vs. CHC	Bob Howry
400	Aug. 26, 2010 at WAS	Jordan Zimmermann
500	Apr. 22, 2014 at WAS	Taylor Jordan
600	June 3, 2017 vs. MIN	Ervin Santana
610*	Aug. 22, 2017 vs. TEX	Nick Gardewine

* Passed Sammy Sosa for the most home runs ever hit by a foreign-born.

2021 LOS ANGELES ANGELS



- ◆ Only player in MLB history to post 10 consecutive seasons with a .300 average, 30 doubles, 30 home runs and 100 RBI (2001-10)... With 50 doubles in 2012, became first player in MLB history with three seasons of 50 doubles & 30 home runs.
- ◆ Has hit 40+ home runs seven times, logged 120+ RBI during six campaigns and scored 110+ runs in eight different seasons...Has posted 350+ total bases on seven occasions.
- ◆ Had historic rookie season in 2001 to win unanimous National League Rookie of Year honors (.329, 112 R, 37 HR, 130 RBI), just fourth rookie in history to post a .300 average, 30 home runs, 100 RBI and 100 runs...Matched Ted Williams' previous MLB record with 30+ HR in each of his first five seasons – a streak Pujols extended to first 11 campaigns.
- ◆ In first 5,000 career at-bats, recorded 744 extra-base hits, most in N.L. history...Youngest player ever to reach 250 career home runs (26 years, 258 days)...Majors' fastest player (806 games) to both 1,000 hits & 200 home runs, passing Willie Mays' mark of 825 games.
- ◆ Finished 2020 with 312 intentional walks to rank second on MLB all-time list.

MAJOR LEAGUE SUMMARY

2019

- ◆ In 19th big league season, saw an increase over 2018 numbers in nearly every offensive category including hits, doubles, home runs, RBI, walks, runs, games, slugging and OBP.
- ◆ Drove in 2,000th career RBI May 9th...According to Elias, is just the third player ever to reach the 2,000 RBI plateau, joining Hank Aaron (2,297) and Alex Rodriguez (2,086).
- ◆ Hit on June 20th marked the 3,167th of career, passing Adrian Beltre for 15th all-time and establishing a new record for hits by a foreign-born player.
- ◆ Notched 200th home run as a Halo on June 20th...Became the sixth player all time to record at least 200 home runs with multiple teams.
- ◆ Tallied 100th home run at Angel Stadium on July 27, 2019 and joined Frank Robinson and Mark McGwire as the only players to tally 100 homers at a ballpark in both leagues.

2018

- ◆ In the midst of 18th big league season and seventh with the **Angels**, became the 32nd member of the 3,000-hit club...Singled in the fifth inning May 4th at Safeco Field to reach the plateau... At 38 years, 108 days, is the 10th youngest player to reach the 3,000-hit mark. (STATS LLC)...Was the sixth foreign-born player to accomplish the feat and second player to log 3,000th hit in an Angels uniform (Rod Carew)...Joined Adrián Beltré as the only natives of the Dominican Republic to reach the 3,000-hit plateau.
- ◆ Became the 12th player to reach the milestone in their first 18 seasons.
- ◆ Joined Stan Musial and Alex Rodriguez as only players with 3+ MVP Awards and 3,000 hits.
- ◆ Tallied 1,000th hit as an Angel Aug. 10th...Joined Dave Winfield, Frank Robinson, Vladimir Guerrero, Fred McGriff, Carlos Lee, Orlando Cabrera, Carlos Beltran and Alfonso Soriano as one of nine players to amass 1,000 hits in both leagues.
- ◆ Finished the season with 19 home runs...Joined Barry Bonds, Eddie Murray and Frank Robinson as the only players in baseball history to record at least 15 home runs in each of his first 18 big league seasons.

2017

- ◆ Became the ninth member of the 600-home run club during 17th big league season and sixth with the **Angels**... Connected for career home run 600 at Angel Stadium on June 3 vs. Minnesota...Became the fourth-youngest player to reach the milestone...Home run came as a grand slam off Ervin Santana...According to STATS, was the first player ever whose 500th, 600th or 700th home run came as a grand slam.
- ◆ Hit 610th career home run Aug. 22, passing Sammy Sosa for eighth on baseball's all-time list and most ever by a foreign-born player.

MOST SEASONS WITH 30 HR AND 100 RBI ALL TIME

PLAYER	SEASONS
ALEX RODRIGUEZ	14
ALBERT PUJOLS	12
MANNY RAMIREZ	12
JIMMIE FOXX	12
BABE RUTH	12

MACHINERY

Following is a listing of some of Pujols' career accomplishments...

- 10x All-Star
- 6x Louisville Silver Slugger Award
- 3x N.L. MVP
- 2x World Series champion
- 2x Rawlings Gold Glove recipient
- 2x N.L. Home Run champion
- 2001 N.L. Rookie of the Year
- 2003 N.L. Batting champion
- 2004 NLCS MVP
- 2008 Roberto Clemente Award
- 2010 N.L. RBI champion

DID YOU KNOW?

With 40 home runs in 2015, Albert Pujols became one of only five players all-time to log seven, 40-homer seasons in their first 15 campaigns, joining Ken Griffey Jr., Alex Rodriguez, Babe Ruth and Sammy Sosa.





2021 LOS ANGELES ANGELS

- ◆ Finished season with 23 home runs, becoming just the third player ever to tally 20+ home runs in 16 of first 17 seasons: Hank Aaron (16 times) and Willie Mays (16 times).
- ◆ Drove in 101 RBI which paced the Club and ranked ninth in the A.L...Reached the century mark in RBI for the 14th time in career, joining Alex Rodriguez as the only players in Major League history to drive in 100 runs 14 times... With RBI on Apr. 28, passed Rafael Palmeiro (1,835) for the most career RBI by a player born outside the U.S.

2016

- ◆ In fifth season with the **Angels** and 16th in the Majors, finished third in the American League with 119 RBI...RBI were most driven in since 2010...Eclipsed the century mark in RBI for the 13th time in career and joined Alex Rodriguez (14 times), Jimmie Foxx (13), Lou Gehrig (13) and Babe Ruth (13) as the only players to amass 100 RBI in 13 different seasons.
- ◆ Tagged a team-leading 31 home runs to push career home run total to 591, good for ninth on baseball's all-time list...Reached the 30-home-run mark for the 14th time...Is just the fourth player all-time with 14, 30+ homer campaigns: Alex Rodriguez (15), Hank Aaron (15) and Barry Bonds (14)...Became the first to accomplish the feat in 14 of his first 16 seasons.
- ◆ After opening the season batting .219 with 10 home runs and 33 RBI in first 48 games, went on to hit .290 with 21 home runs and 86 RBI in last 104 tilts since...Was one of three players in the Majors in that stretch to hit .290 with 15 home runs and 85 RBI: Nolan Arenado and Carlos Gonzalez.
- ◆ Led the Majors with 31 RBI in July...Was just the fifth time in career driving in 30+ runs in a month and first since June 2009 (35)...Marked just the 10th time in franchise history an Angel tallied 30 RBI in a single month and first since Kendrys Morales (33) in August of 2009.

FOR THE BIRDS

During his 11 seasons in St. Louis, Pujols ranks among some of the all-time Redbird greats...

RUNS	1,291 (3rd)
HR	445 (2nd)
RBI	1329 (2nd)
TOTAL BASES	3893 (2nd)
SLG	.617 (2nd)
OBP	.420 (4th)
OPS	1.037 (2nd)

2015

- ◆ During 15th big league season (fourth with the Angels), tallied 40 homers to push career total to 560, good for 14th on baseball's all-time list...40 home runs were tied for fifth in the A.L. and ranked second on the Club (Trout, 41 HR)...Marked highest single-season total since 2010 (42 HR w/ St. Louis) and was the seventh time during career reaching the plateau, making him one of eight players to accomplish the feat seven different times.
- ◆ Reached the 90-RBI mark for the 14th time during career, becoming the fourth player all-time with at least 14, 90-RBI seasons, joining Hank Aaron (16 times), Babe Ruth (14) and Alex Rodriguez (14)...Is the only player to do so in his first 15 seasons.
- ◆ Tabbed as an All-Star for the 10th time in career...His 26 home runs tied an Angels franchise record for homers before the break...Teamed with Mike Trout to become just the fourth pair of teammates to log 25 home runs before the All-Star break and first since Ken Griffey Jr. and Alex Rodriguez did so for the Mariners in 1998.
- ◆ Hit 13 home runs in June, tying the Angels franchise record for most homers hit in a single month (Mo Vaughn, 13 in May 2000; and Tim Salmon, 13 in June 1996).
- ◆ Started the All-Star Game in Cincinnati at first base for the A.L...Replaced Miguel Cabrera as the starting first baseman...Started the Midsummer Classic for the eighth time in career...16th player to start a game for both the A.L. and N.L. and fourth first baseman to do so.
- ◆ Participated in the Home Run Derby for the fourth time in his career: 2003, 2007 and 2009...Combined to hit 21 home runs in the first and second rounds of the Derby...Eliminated Cubs' Kris Bryant in the first round before falling to Dodgers' Joc Pederson in the second round.
- ◆ Stole career base 100 July 26 to become one of 12 players all-time with 500 career home runs and 100 stolen bases: Barry Bonds, Hank Aaron, Babe Ruth, Alex Rodriguez, Willie Mays, Ken Griffey Jr., Sammy Sosa, Frank Robinson, Reggie Jackson, Mike Schmidt and Mickey Mantle.

ONE AND ONLY...

Pujols is the only player in MLB history to hit 30-or-more home runs in each of his first 12 seasons (2001-12)...He is also the only player in MLB history to post 10 consecutive seasons with a .300 average, 30 doubles, 30 home runs and 100 RBI (2001-10).

2014

- ◆ In third season with **Angels**, hit 499th and 500th career home runs April 22 at Washington (both off RHP Taylor Jordan)...One of 26 MLB players to reach 500 homers, first ever to hit #499 & #500 in same game (also hit #400 at Nationals Park)...According to ELIAS, at 34 years and 96 days, is third youngest player in MLB history to reach 500 home runs.
- ◆ 12th player in history with 500 home runs, 500 doubles and 1,500 RBI: Babe Ruth, Ted Williams, Hank Aaron, Eddie Murray, Willie Mays, Frank Robinson, Ken Griffey Jr., Barry Bonds, Rafael Palmeiro, Alex Rodriguez & Manny Ramirez.
- ◆ Became one of five players with 12 or more 100 RBI campaigns before age-35 season: Alex Rodriguez – 14, Jimmie Foxx – 13, Lou Gehrig – 12, Al Simmons – 12.
- ◆ Became just third player since 1901 to drive in 1,600 runs in first 14 seasons (Lou Gehrig and Al Simmons).



2021 LOS ANGELES ANGELS



- ◆ Collected career hit 2,500 Sept. 6 at Minnesota...One of 12 MLB players since 1901 to accomplish feat in first 14 seasons.
- ◆ Scored 1,500th career run in third inning Sept. 6...Since 1901, only 10 players have reached mark in age 34 or younger season: Babe Ruth, Alex Rodriguez, Frank Robinson, Mel Ott, Mickey Mantle, Rickey Henderson, Lou Gehrig, Jimmie Foxx, Ty Cobb and Hank Aaron.
- ◆ 16th player in MLB history with 2,500 hits, 1,500 runs and 500 home runs and just fourth to do so before age-35 season: (Alex Rodriguez, Hank Aaron and Jimmie Foxx).
- ◆ 2014 marked 12th season of career with 20+ home runs and 30+ doubles, tied with Manny Ramirez for most in MLB history...Logged 16th career walk-off hit (second with Angels) with a solo home run in 19th inning Aug. 9 vs. Boston...Marked latest walk-off home run in Angels history.
- ◆ .997 fielding pct. at first base led A.L. and tied Angels single-season record by a first baseman (min. 100 games started).

2013

- ◆ In second season with **Angels**, missed final 62 games of season after going on 15-day disabled list on July 28 with a partial tear of left plantar fascia (did not undergo surgery)...Marked fourth career D.L. stint, first since 2011.
- ◆ Did not reach 30 homers for first time in career.
- ◆ Collected 1,000th career extra-base hit on Apr. 10, becoming 35th player in MLB history to accomplish feat.
- ◆ Singled on July 4 against Cardinals, giving him a hit against every MLB team.

2012

- ◆ Played 12th MLB season and first with **Angels**...Finished second in A.L. in doubles (50) and third in extra base hits (80)...Led Halos with 154 games played.
- ◆ Hit at least 30 home runs for 12th straight season, only player in MLB history to log 30+ home runs in first 12 campaigns and one of four players to hit at least 30 home runs in 12 straight seasons at any point of their career: Barry Bonds (13, 1992-2004), Alex Rodriguez (13, 1998-2010) & Jimmie Foxx (12, 1929-40).
- ◆ 2012 marked third season of career (also, 2003 and 2004) with 30+ home runs and 50+ doubles, becoming the only player in MLB history to accomplish the feat three times in a career (STATS LLC)...50 doubles are second-highest single-season total in franchise history (Garret Anderson, 56 in 2002).
- ◆ After posting a season-low .190 average with one home run and nine RBI through May 8 (30 games), went on to hit .309 (150/486) with 29 home runs and 96 RBI over his next 124 games.
- ◆ Drove in 100 runs for 11th time in 12 professional seasons...Collected 1,400th career RBI on Aug. 1, becoming just fourth player in MLB history to reach 1,400 RBI in his first 12 campaigns (Joe DiMaggio, Al Simmons and Lou Gehrig).
- ◆ Hit first home run as an Angel May 6 to snap career-long 110 at-bat homerless drought (single-season).
- ◆ Hit 500th double of career Sept. 22 vs. Chicago, becoming one of 19 players all-time with 500+ doubles and 400+ HR...Drew career walk number 1,000 June 24, one of just 12 active players with 1,000 free passes.

2011

- ◆ In 11th MLB season with **St. Louis**, ranked among N.L. leaders in several categories despite missed time on disabled list with a fractured left wrist (disabled June 20-July 4)...Ranked third in home runs (37), tied for third in runs (105) and seventh in RBI (99)...Fell shy of his 11th consecutive season with a .300+ average (.299) and 100 RBI (99)...Marked 11th consecutive season with 30+ home runs.
- ◆ 10th time in 11 seasons he reached 100 runs...Collected 2,000th hit July 29 vs. Cubs...Had MLB-best 40-game on-base streak (Aug. 11-Sept. 25).
- ◆ Hit 465-foot home run Aug. 14 vs. Colorado, longest home run ever at Busch Stadium III.

2010

- ◆ Hit 40 home runs for sixth time in career...Led N.L. in RBI (118), home runs (42) for second consecutive season and second time in career, runs (115) for second consecutive season and sixth time overall and extra-base hits (86) for a second consecutive season and fourth campaign overall...Batted .300 with 30 home runs and 100 RBI for 10th consecutive season, adding to his own MLB record.
- ◆ Recipient of Silver Slugger award at first base for third straight season...Ranked among N.L. leaders in batting (T5th, .312), hits (5th, 183), total bases (2nd, 350), walks (2nd, 103), OBP (2nd, .414) and slugging (3rd, .596).
- ◆ Clubbed 400th home run Aug. 26 at Washington...Finished season with 408 home runs, most ever by a player in first 10 MLB seasons.
- ◆ Selected to eighth consecutive (9th overall) All-Star team, top vote-getter in MLB for second consecutive season...

YOUTH BE TOLD

- Just fourth rookie in MLB history to post a .300 average, 30 HR, 100 RBI and 100 runs.
- Established N.L. rookie marks for RBI (130), extra-base hits (88) and total bases (360).
- 201 HR rank second all-time for a player's first five seasons.
- Majors' fastest player (806 games) to both 1,000 hits & 200 HR.
- Youngest player to reach 250 career HR (26 years, 258 days).
- Second player in MLB history to hit 300 HR in his first eight seasons (Ralph Kiner).
- Pujols, Joe DiMaggio & Ted Williams are only MLB players to reach 500 RBI in first four seasons.
- At 29 years & 99 days, Pujols became eighth-youngest all-time to reach 1,000 RBI.

PUJOLS





2021 LOS ANGELES ANGELS

Batted in No. 4 spot on May 17, first time since May 3, 2003, a span of 1,045 games in No. 3 slot, which was MLB record at time it stopped...Drew MLB-leading 38 intentional walks (three-straight season), which surpassed team totals for 17 MLB clubs.

2009

- ◆ Unanimous winner of his third N.L. MVP award and second consecutive honor...Just sixth N.L. player to repeat and just fourth player to win N.L. MVP three times...Named Player of Year & N.L. Outstanding Player by MLBPA...Named Player of Year by *The Sporting News*...Silver Slugger winner for N.L. first basemen.
- ◆ Led MLB with 47 home runs, just second Cardinal (Mark McGwire, 1998-99) since 1940 (Johnny Mize) to lead the Majors...Also led MLB in runs (124), total bases (374) and slugging pct. (.458)...Led N.L. with a .443 on-base pct... Just second player in MLB history to have 100 RBI in each of his first nine seasons, joining Hall of Famer Al Simmons (11)...Top vote-getter for All-Star Game in St. Louis.
- ◆ Set MLB record for intentional walks as a right-handed batter with 44...Set MLB record with 185 assists at 1B, surpassing Boston's Bill Buckner (184 in 1985).

2008

- ◆ Earned second N.L. MVP award...Recipient of N.L. Silver Slugger Award (1B)...Trailed only Atlanta's Chipper Jones (.364) for MLB batting lead at .357...Elected to seventh All-Star Game (starting DH)...Led Majors in SLG pct. (.653) and OPS (1.114) and ranked second in on-base percentage (.462).
- ◆ Became just third player in MLB history with 100 RBI in each of first eight seasons.
- ◆ Hit 300th career home run July 4 vs. Cubs - second player in MLB history to hit 300 home runs in first eight seasons (Ralph Kiner).
- ◆ Had 42-game streak of reaching base from Opening Day - May 16, best start in MLB since 1999 (Derek Jeter - 53 games)...Hit safely in seven straight at bats (9/23-26; three games) and reached base safely in 11 straight plate appearances.

2007

- ◆ Hit 32 HR with 103 RBI to extend his record of 30-homer & 100-RBI seasons to begin a career to seven...Finished one run shy of seventh straight 100-run season, snapped streak of six straight seasons with .300 BA, 100 runs, 30 HR & 100 RBI...Went a career-best 109 consecutive plate appearances before striking out (Aug.31-Sept.30).

2006

- ◆ Produced sixth straight season with .300 average, 100 runs, 30 home runs & 100 RBI...Established career-highs with 49 home runs and 137 RBI...Ranked second in N.L. in home runs & RBI and third in average (.331)...Led N.L. in slugging pct. (.671).
- ◆ Finished second in N.L. MVP voting in 2006, his fifth straight season finishing in top three...Earned first Rawlings Gold Glove Award.
- ◆ Became fastest player ever to 14 home runs (24 games), 15 home runs (28 games) and 19 home runs (37 games)... Set MLB record for April homers with 14 (tied by Alex Rodriguez in 2007)...Became third-fastest to 20 home runs behind Luis Gonzalez (2001 - 40 games) and Mickey Mantle (1956 - 41 games).
- ◆ Became youngest player ever to reach 250 career home runs at 26 years, 258 days...Had career-high seven RBI on Aug. 22 at Mets (2 HR, 1 grand slam).

2005

- ◆ Named National League MVP, the first of his three MVPs.
- ◆ Led MLB with 129 runs, becoming just sixth player in history (first since Pete Rose from 1974-76) to lead MLB in scoring three consecutive seasons...Finished second in N.L. in average (.330), slugging pct. (.609) and on-base pct. (.430)...65 strikeouts were fewest in MLB among players with 40 or more home runs.
- ◆ Made fourth All-Star appearance in five seasons (starting DH).

2004

- ◆ Led MLB in total bases (389) for second straight year...Led N.L. in runs (133), ranked second in home runs (46), third in RBI (123) and fifth in batting (.331)...Tallied 51 doubles for second straight season, first Cardinal to do so since Joe Medwick (1936-37)...Finished with MLB-high 99 extra-base hits.
- ◆ Finished third in N.L. MVP balloting (Barry Bonds & Adrian Beltre)...Earned Silver Slugger Award at first base, his third award at three different positions (2003-OF, 2001-3B)...Voted starting first baseman for N.L. at All-Star Game in Houston.
- ◆ Homered Sept. 26 at Colorado to join Joe DiMaggio & Ted Williams as only players to reach 500 RBI in first four seasons.
- ◆ On Feb. 20, 2004, signed seven-year contract extension.

2003

- ◆ Led MLB in runs, doubles (51), extra-base hits (95) and total bases (394)...Paced N.L. in hits (212) and multi-hit games (63)...Struck out just 65 times in 685 plate appearances.
- ◆ Runner-up to Barry Bonds for N.L. MVP for second straight year...Won N.L. batting title, edging Colorado's Todd



2021 LOS ANGELES ANGELS



Helton, .35871 to .35849 - tightest race in N.L. history...At age 23, became youngest N.L. batting champion since Dodgers' Tommy Davis (also 23) in 1962.

- ◆ Joined Rogers Hornsby (1922) as only players in Cardinals history to record 40 homers and 200 hits in a season... Compiled 30-game hit streak (July 12-Aug. 16) - longest streak in Majors in 2003 and Cardinals' longest streak since Stan Musial hit in 30 straight in 1950.
- ◆ Played in his second All-Star Game and led all N.L. players in fan balloting.
- ◆ Collected 100th RBI and 100th run on Aug. 7, becoming first player in MLB history to have 30 home runs, 100 runs & 100 RBI in each of first three seasons...Launched first walk-off HR of career July 12 vs. San Diego.
- ◆ Players Choice Major League Player of the Year and N.L. Outstanding Player...*The Sporting News* Major League Player of Year, Hank Aaron Award and Silver Slugger Award.

2002

- ◆ Ranked second in N.L. in both runs and RBI...Became first player in MLB history to hit at least .300 with 30 home runs, 100 RBI and 100 runs scored in each of first two big league seasons.
- ◆ Finished second in N.L. MVP voting.
- ◆ Became just second Cardinal (Ray Jablonski) to begin career with consecutive 100-RBI seasons.

2001

- ◆ Unanimously named National League Rookie of the Year...Finished fourth in voting for N.L. MVP...Received N.L. Silver Slugger Award (3B)...Established N.L. rookie marks for RBI, extra-base hits (88) and total bases (360).
- ◆ Became just fourth rookie in history, and first National Leaguer, to hit at least .300 with 30 home runs, 100 RBI and 100 runs scored.
- ◆ Made Club out of Spring Training when Bobby Bonilla was placed on disabled list...Made MLB debut as starting left fielder on Opening Day (Apr. 2) at Colorado (1-for-3)...Hit first MLB homer Apr. 6 at Arizona off Armando Reynoso and had three hits and three RBI...Tied Major League rookie record for home runs (8) in month of April.
- ◆ First Cardinals rookie to make N.L. All-Star squad since LHP Luis Arroyo in 1955...Set Cardinals rookie home run record with his 22nd of season July 14 vs. Detroit.

POSTSEASON SUMMARY

- ◆ A two-time World Series champion (2006 & 2011)...Has appeared in 77 career playoff games batting .323 (90/279) with 55 runs, 19 home runs, 54 RBI and a 1.030 OPS...19 home runs rank fourth all-time (Derek Jeter is third with 20) and 54 RBI rank sixth (David Ortiz ranks fifth with 60 RBI)...Has appeared in three World Series (2004, 2006 & 2011) & five N.L. Championship Series (2002, 2004-06 & 2011)...In Game 3 of 2011 World Series, joined Babe Ruth (1926, 1928) and Reggie Jackson (1977) as only players to hit three home runs in a WS contest (5-for-6, 4 R, 6 RBI)...Pablo Sandoval (SF) joined group in Game 1 of 2012 World Series with three home runs...Tied World Series record for most home runs (three), hits (five) and RBI (six) in a WS game, and set a new Fall Classic record with 14 total bases.
- ◆ In **2014** playoffs with **Angels**, appeared in three games of Division Series (Angels swept by Royals)...Batted .167 (2/12) with one run, one home run and two RBI...Homered in Game 3 of DS at Kauffman Stadium off James Shields.
- ◆ In **2011** playoffs with **Cardinals**, appeared in 18 games batting .353 (24/68) with 15 runs, eight doubles, five home runs, 16 RBI and a 1.160 OPS...Eight doubles tied MLB postseason record (w/ teammate David Freese)...Walked 12 times in playoffs (8 IBB)...Hit .350 (7/20) is DS vs. Philadelphia...Had four hits with three doubles in Game 3...Went 4-for-5 with a home run, three doubles & five RBI in LCS Game 2 at Milwaukee.
- ◆ In **2009** postseason, went 3-for-10 in three games of DS vs. Dodgers.
- ◆ In **2006** playoffs with **St. Louis**, earned his first World Series title...Led team with three home runs, 11 runs and 13 walks (5 IBB) in 16 total playoff games...Launched two-run homer in third inning of World Series Game 1 at Detroit...Blasted two-run home run in third inning of DS Game 1 at San Diego for game-winning RBI.
- ◆ In **2005** playoffs, belted game-winning, three-run HR with two outs in 9th inning of NLCS Game 5 at Houston off Brad Lidge to send series to Game 6 (over railroad tracks above left field wall; approx. 455 ft.)...Had a team-high six RBI in NLCS...Was 5-for-9 (.556) with four walks (three intentional), four runs and two RBI in sweep of San Diego in DS.
- ◆ Went 24-for-58 (.414) with six home runs, 14 RBI and 15 runs in **2004** playoffs with **Cardinals**...Six home runs were a Cardinals postseason record...Named MVP of NLCS (.500; 14/28, 4 HR, 9 RBI, 10 R)...14 hits and 28 total bases set NLCS records...Fifth player in LCS history to bat .500 or better in a series...Hit .333 (5/15) in four World Series games vs. Boston.
- ◆ In **2002** playoffs with **Cardinals**, was 3-for-10 in three games of DS vs. Arizona Diamondbacks...Was 5-for-19 in five games of NLCS vs. San Francisco...Homered off Kirk Rueter in fifth inning of Game 1.
- ◆ In **2001**, made playoff debut with **St. Louis**...Hit first-inning home run off Arizona's Randy Johnson in Game 2 of DS - his first career postseason HR.

REMARKABLE ROOKIES

In 2001, Pujols became just the fourth rookie in MLB history to hit .300 with 30 HR, 100 RBI and 100 runs.

Hal Trosky Sr. (CLE)	1934 (.330, 35 HR, 142 RBI, 119 R)
Ted Williams (BOS)	1939 (.327, 31 HR, 145 RBI, 131 R)
Walt Dropo (BOS)	1950 (.322, 34 HR, 144 RBI, 101 R)
Albert Pujols (STL)	2001 (.329, 37 HR, 130 RBI, 112 R)





2021 LOS ANGELES ANGELS

DIVISION SERIES TOTALS

Year	Club, Opp	AVG	G	AB	R	H	2B	3B	HR	RBI	SH	SF	HBP	BB	IBB	SO	SB	CS	GDP	SLG	OBP	E
2001	—StL, Ari.	.111	5	18	1	2	0	0	1	2	0	0	0	2	0	2	0	0	1	.278	.200	1
2002	—StL, Ari.	.300	3	10	3	3	0	1	0	3	0	0	0	3	0	1	0	0	0	.500	.462	1
2004	—StL, LAD	.333	4	15	4	5	0	0	2	5	0	0	0	3	0	0	0	0	1	.733	.444	0
2005	—StL, SD	.556	3	9	4	5	2	0	0	2	0	0	0	4	3	0	0	0	1	.778	.692	0
2006	—StL, SD	.333	4	15	3	5	1	0	1	3	0	0	0	1	0	4	0	0	2	.600	.375	0
2009	—StL, LAD	.300	3	10	0	3	0	0	0	1	0	0	0	3	3	1	0	0	0	.300	.462	0
2011	—StL, Phi.	.350	5	20	2	7	3	0	0	1	0	0	0	2	1	4	1	1	0	.500	.409	0
2014	—LAA, KC	.167	3	12	1	2	0	0	1	2	0	0	0	1	0	1	0	0	0	.417	.231	0
Totals		.294	30	109	18	32	6	1	5	19	0	0	0	19	7	13	1	1	5	.505	.398	2

LEAGUE CHAMPIONSHIP SERIES TOTALS

Year	Club, Opp	AVG	G	AB	R	H	2B	3B	HR	RBI	SH	SF	HBP	BB	IBB	SO	SB	CS	GDP	SLG	OBP	E
2002	—StL, SF	.263	5	19	2	5	1	0	1	2	0	0	1	2	0	5	0	0	0	.474	.364	0
2004	—StL, Hou.	.500	7	28	10	14	2	0	4	9	0	0	0	4	0	3	0	0	0	1.000	.563	0
2005	—StL, Hou.	.304	6	23	3	7	0	0	2	6	0	1	0	1	0	3	0	0	0	.565	.320	0
2006	—StL, NYM	.318	7	22	5	7	1	0	1	1	0	0	0	7	4	3	0	0	0	.500	.483	0
2011	—StL, Mil.	.478	6	23	5	11	4	0	2	9	0	0	0	4	2	4	0	0	0	.913	.556	0
Totals		.383	31	115	25	44	8	0	10	27	0	1	1	18	6	18	0	0	0	.713	.467	0

WORLD SERIES TOTALS

Year	Club, Opp	AVG	G	AB	R	H	2B	3B	HR	RBI	SH	SF	HBP	BB	IBB	SO	SB	CS	GDP	SLG	OBP	E
2004	—StL, Bos.	.333	4	15	1	5	2	0	0	0	0	0	1	1	1	3	0	0	0	.467	.412	0
2006	—StL, Det.	.200	5	15	3	3	1	0	1	2	0	0	1	5	1	3	0	1	0	.467	.429	1
2011	—StL, Tex.	.240	7	25	8	6	1	0	3	6	0	0	2	6	5	3	0	0	0	.640	.429	2
Totals		.255	16	55	12	14	4	0	4	8	0	0	4	12	7	9	0	1	0	.545	.423	3

NOTABLE MINOR LEAGUE AWARDS AND HONORS

- ◆ **2000** Cardinals Minor League Player of Year...Midwest League MVP...Midwest League All-Star...MVP of PCL playoffs...Played for Scottsdale in Arizona Fall League.

CAREER TRANSACTIONS

- ◆ June 2, 1999...Selected by the **Cardinals** in the 13th round of the First-Year Player Draft.
- ◆ Feb. 20, 2004...Signed seven-year contract with the **Cardinals**.
- ◆ Dec. 10, 2011...Signed 10-year contract with the **Angels**.

PERSONAL/MISC

- ◆ Jose Alberto Pujols...Last name is pronounced 'POO-holes'...On Twitter: @PujolsFive.
- ◆ He and his wife Deidre have five children: Isabella, Sophia, Ester, Alberto Jr. (A.J.) and Ezra
- ◆ Traveled to Israel during the 2016 offseason and visited the new Shalva National Children's Center...Shalva is renowned all over the world for providing state-of-the-art care and community outreach services to thousands of families with special needs children in Israel, including those with Down Syndrome.
- ◆ Donates annual funds to the Angels Baseball Foundation...Started Pujols Family Foundation in 2005 (pujolsfamilyfoundation.org)...Foundation is 'dedicated to the love, care and development of people with Down Syndrome and also reaches out to impoverished families in the Dominican Republic, Albert's native country'... Hosts annual Albert Pujols Celebrity Golf Classic to benefit Pujols Family Foundation...Also active in the Strike Out Slavery campaign...Albert and Deidre Pujols created Strike Out Slavery in 2017 after learning that modern slavery is the fastest-growing criminal industry in the world...As part of the ongoing awareness efforts, he and Didi have teamed up with singer/songwriter Nick Jonas the last two seasons for a postgame benefit concert at Angel Stadium.
- ◆ Makes annual visits to the Dominican Republic and donates time and resources to several causes.
- ◆ Named 2008 Roberto Clemente Award winner in recognition of his outstanding play on the field and tireless work in the community...His \$70,000 award from Major League Baseball Players Trust went toward The Albert Pujols Wellness Center for Adults with Down Syndrome at St. Luke's Hospital in Chesterfield, MO which opened in 2009.
- ◆ In Sept. 2015 partnered with Clayton Kershaw to host a charity whiffle ball game at Angel Stadium prior to the Freeway Series finale.
- ◆ Nominated by his teammates for the Marvin Miller Man of the Year Award in 2004, 2005 and 2006...Won award in 2006.
- ◆ Graduated in 1998 from Fort Osage High School in Independence, Missouri...Twice earned all-state honors in baseball...Earned a baseball scholarship to Maple Woods College in Kansas City...At age 16, moved with his father from Dominican Republic to Kansas City...Became U.S. citizen on Feb. 7, 2007 in a ceremony at the Thomas F. Eagleton U.S. Courthouse in St. Louis.
- ◆ Has been MLB's top vote-getter for the All-Star Game on three occasions (2006, 2009-10)...Played for Dominican Republic in inaugural 2006 World Baseball Classic.



2021 LOS ANGELES ANGELS



- ◆ After 2011 World Series, recognized with his own Wheaties box cover...In a poll at ESPN's website, voters selected "Winnie the Pujols" over "Phat Albert" as Chris Berman's best nickname for Albert...Other nicknames include "The Machine" and "Prince Albert."
- ◆ Favorite sport after baseball is basketball...Grew up watching Michael Jordan and Chicago Bulls...Albert and wife Deidre appeared in the 2002 *Sports Illustrated* swimsuit issue.
- ◆ Originally signed by Cardinals scout Dave Karaff.

MISCELLANEOUS STATS

CAREER MULTIPLE-HOME RUN GAMES (60)

TWO-HR GAMES (56)

Sept. 18, 2020 vs. Texas	May 11, 2019 at Baltimore	July 12, 2018 vs. Seattle
Aug. 30, 2017 vs. Oakland	July 30, 2017 at Toronto	Sept. 3, 2016 at Seattle
July 19, 2016 vs. Texas	July 17, 2016 vs. Chicago (A.L.)	April 25, 2016 at Kansas City
July 20, 2015 (G 2) vs. Boston	June 22, 2015 vs. Houston	June 1, 2015 vs. Tampa Bay .
May 18, 2014 vs. Tampa Bay	April 22, 2014 at Washington	April 29, 2013 at Oakland . . .
April 6, 2013 at Texas	Aug. 1, 2012 at Texas	July 31, 2012 at Texas
Sept. 1, 2011 at Milwaukee	June 4, 2011 vs. Chicago (N.L.)	April 15, 2011 at L.A. (N.L.) . .
Sept. 23, 2010 at Pittsburgh	Sept. 12, 2010 at Atlanta	June 29, 2010 vs. Arizona
April 11, 2010 at Milwaukee	April 5, 2010 at Cincinnati	Sept. 9, 2009 at Milwaukee . .
Aug. 4, 2009 at N.Y. (N.L.)	July 17, 2009 vs. Arizona	June 30, 2009 vs. San Francisco
June 27, 2009 vs. Minnesota	June 21, 2009 at Kansas City	June 13, 2009 at Cleveland . .
May 30, 2009 at San Francisco	Apr. 23, 2009 vs. N.Y. (N.L.)	April 11, 2009 vs. Houston . . .
Aug. 16, 2008 at Cincinnati	May 19, 2008 at San Diego	April 9, 2008 at Houston
July 15, 2007 at Philadelphia	June 10, 2007 vs. L.A. (A.L.)	June 3, 2007 at Houston
April 15, 2007 vs. Milwaukee	Aug. 22, 2006 at N.Y. (N.L.)	April 3, 2006 at Philadelphia . .
Sept. 8, 2005 vs. N.Y. (N.L.)	May 9, 2005 vs. L.A. (N.L.)	Aug. 14, 2004 at Atlanta
May 29, 2004 at Houston	April 8, 2004 vs. Milwaukee	Sept. 10, 2003 vs. Colorado . .
Aug. 31, 2003 at Cincinnati	June 29, 2003 at Kansas City	April 30, 2003 vs. N.Y. (N.L.) .
May 28, 2001 vs. Milwaukee	April 22, 2001 at Houston	

THREE-HR GAMES (4)**

May 30, 2010 at Chicago (N.L.)	Sept. 3, 2006 vs. Pittsburgh	April 16, 2006 vs. Cincinnati
July 20, 2004 at Chicago (N.L.)		

**Also Game 3 at Texas of 2011 World Series

CAREER GRAND SLAMS (15)

Aug. 2, 2020 vs. Houston	June 3, 2017 vs. Minnesota	June 19, 2015 at Oakland . . .
Sept. 1, 2011 at Milwaukee	Aug. 4, 2009 at New York (N.L.)	July 3, 2009 at Cincinnati
June 21, 2009 at Kansas City	April 25, 2009 vs. Chicago (N.L.)	April 11, 2009 vs. Houston . . .
Aug. 6, 2008 vs. Los Angeles (N.L.)	Aug. 22, 2006 at New York (N.L.)	Sept. 30, 2005 at Cincinnati . .
Aug. 10, 2002 vs. New York (N.L.)	June 11, 2002 at Seattle	Sept. 21, 2001 at Pittsburgh

CAREER WALK-OFF HITS (21 TOTAL - 12 HRs)

May 16, 2017 vs. Chicago (A.L.) (RBI single, 11th inn.)	Aug. 3, 2016 vs. Oakland (2-run HR, 9th inn.)
April 7, 2016 vs. Texas (RBI single, 9th inn.)	May 25, 2015 vs. San Diego (RBI single, 9th inn.)
May 13, 2015 vs. Colorado (Sac Fly, 11th inn.)	Aug. 9, 2014 vs. Boston (Solo HR, 19th inn.)
April 13, 2013 vs. Houston (2-run double, 9th inn.)	June 5, 2011 vs. Chicago (N.L.) (Solo HR, 10th inn.)
June 4, 2011 vs. Chicago (N.L.) (Solo HR, 12th inn.)	Aug. 28, 2009 vs. Washington (Solo HR, 9th inn.)
July 29, 2009 vs. Los Angeles (N.L.) (RBI single, 15th inn.)	Sept. 12, 2006 vs. Houston (2-run double, 9th inn.)
July 13, 2006 vs. Los Angeles (N.L.) (Solo HR, 14th inn.)	April 26, 2006 vs. Pittsburgh (RBI single, 9th inn.)
April 16, 2006 vs. Cincinnati (2-run HR, 9th inn.)	July 15, 2005 vs. Houston (2-run HR, 13th inn.)
Aug. 4, 2004 vs. Montreal (Solo HR, 9th inn.)	June 18, 2004 vs. Cincinnati (Solo HR, 10th inn.)
Sept. 20, 2003 vs. Houston (Solo HR, 13th inn.)	July 27, 2003 vs. Pittsburgh (RBI single, 9th inn.)
July 12, 2003 vs. San Diego (2-run HR, 11th inn.)	





2021 LOS ANGELES ANGELS

ALL-STAR GAME RECORD

Year	Club, Site	AVG	G	AB	R	H	2B	3B	HR	RBI	SH	SF	HBP	BB	IBB	SO	SB	CS	GDP	SLG	OBP	E	
2001	— N.L., Col.	---	1	0	0	0	0	0	0	0	0	0	0	0	0	0	0	0	0	.000	.000	0	
2003	— N.L., CWS	.333	1	3	0	1	0	0	0	1	0	0	0	0	0	0	0	0	0	.333	.500	0	
2004	— N.L., Hou.	.667	1	3	1	2	2	0	0	2	0	0	0	0	0	0	0	0	0	1.333	.667	0	
2005	— N.L., Det.	.500	1	2	0	1	0	0	0	0	0	0	0	0	0	0	0	0	0	.500	.500	0	
2006	— N.L., Pit.	.000	1	3	0	0	0	0	0	0	0	0	0	0	0	1	0	0	0	.000	.000	0	
2007	— N.L., SF	SELECTED - DID NOT PLAY																					
2008	— N.L., NYY	.667	1	3	0	2	0	0	0	0	0	0	0	0	0	0	0	0	0	.667	.667	0	
2009	— N.L., StL.	.000	1	3	0	0	0	0	0	0	0	0	0	0	0	0	0	0	0	.000	.000	1	
2010	— N.L., LAA	.000	1	2	0	0	0	0	0	0	0	0	0	0	0	1	0	0	0	.000	.000	0	
2015	— A.L., Cin.	.000	1	2	1	0	0	0	0	0	0	0	0	1	0	1	0	0	0	.000	.333	0	
Totals		.286	9	21	2	6	2	0	0	3	0	0	0	2	0	3	0	0	0	.381	.348	1	

WORLD BASEBALL CLASSIC TOTALS

Year	Club	AVG	G	AB	R	H	2B	3B	HR	RBI	SH	SF	HBP	BB	IBB	SO	SB	CS	GDP	SLG	OBP	E
2006	— Dominican	.286	7	21	5	6	0	0	1	3	0	0	1	7	0	1	0	0	0	.429	.483	0

CAREER FIELDING

POS	PCT	G	PO	A	E	TC	DP
1B	.994	1928	16498	1582	113	18193	1648
OF	.977	309	499	17	12	528	0
3B	.932	108	68	193	19	280	27
2B	1.000	1	1	0	0	1	0
SS	---	1	0	0	0	0	0

PUJOLS' CAREER HIGHS

SEASON	GAME
AVG .359 — 2003	H 5 — 4 times; last, 7/26/08 at NYM
H 212 — 2003	HR 3 — 4 times; last, 5/30/10 at CHC
R 137 — 2003	R 4 — 6 times; last, 5/30/10 at CHC
BB 115 — 2009	BB 4 — 3 times; last, 4/17/10 vs. NYM
IBB 44 — 2009	IBB 3 — 2 times; last, 4/6/13 at TEX
2B 51 — 2004, 2003	2B 3 — three times; last, 4/19/12 vs. OAK
HR 49 — 2006	RBI 7 — 4/11/09 vs. HOU & 8/22/06 at NYM
RBI 137 — 2006	SB 2 — 4 times; last, 6/2/10 vs. CIN
SB 16 — 2009, 2005	Hit Streak 30 — July 12 - Aug. 16, 2003



Rod Carew and Albert Pujols are the only players to record their 3,000th career hits in an Angels uniform.



2021 LOS ANGELES ANGELS



#65



JOSÉ QUIJADA

BORN: NOV. 9, 1995
BIRTHPLACE: CARIPITO, VZ
MLB SERVICE: 143 DAYS
ACQUIRED: CLAIMED OFF WAIVERS FROM MIAMI, FEB. 10, 2020
SIGNED THRU: 2021; UNDER CLUB CONTROL; 1 OPTION REMAINING

OPENING DAY AGE: 25
RESIDES: CARIPITO, VZ

LHP

HEIGHT: 5-11

WEIGHT: 215

BATS: L

THROWS: L

QUIJADA'S LIFETIME PITCHING RECORD

Year	Club	W-L	ERA	G	GS	CG	GF	SHO	SV	IP	H	R	ER	HR	HB	BB	IBB	SO	WP	BK	BAA
2014	— Marlins (DSL)	5-5	2.91	16	8	0	2	0	1	74.1	69	30	24	2	3	23	2	66	9	0	.245
2015	— Marlins (GCL)	0-0	0.00	8	1	0	6	0	3	8	1	0	0	0	0	1	0	7	0	0	.038
2016	— Greensboro	3-0	1.32	19	0	0	8	0	2	34	17	5	5	1	2	7	0	44	0	1	.148
	Jupiter	2-2	4.41	9	0	0	0	0	0	16.1	13	8	8	1	0	3	0	25	0	0	.220
2017	— Jupiter	5-1	2.27	32	0	0	12	0	1	47.2	40	15	12	3	0	13	2	53	3	0	.225
	Jacksonville	0-0	9.00	7	0	0	2	0	0	8	12	8	8	2	2	7	0	6	0	0	.333
2018	— Jacksonville	0-2	2.42	17	0	0	7	0	4	22.1	13	6	6	1	1	7	0	29	0	0	.171
	New Orleans	2-4	3.32	27	0	0	9	0	3	40.2	24	17	15	2	0	22	0	52	1	0	.171
2019	— New Orleans	1-0	4.30	22	0	0	9	0	4	29.1	27	18	14	5	3	12	0	35	2	0	.237
	MIAMI	2-3	5.76	34	0	0	9	0	1	29.2	27	20	19	10	4	26	3	44	2	0	.239
2020	— LAA	0-1	7.36	6	0	0	1	0	0	3.2	6	4	3	1	1	2	0	6	0	0	.375
MAJOR TOTALS	2-4	5.94	40	0	0	0	10	0	1	33.1	33	24	22	11	5	28	3	50	2	0	.256
MINOR TOTALS	18-14	2.95	157	9	0	55	0	18	280.2	216	107	92	17	11	95	4	317	15	1	.211	

2020 SEASON

- ◆ Spent majority of season at **Alternate Training Site**...Made **Angels** debut Aug. 29 vs. Seattle, retiring his two batters faced.
- ◆ Allowed one earned run through first five appearances (3.1 IP) before being charged with two runs in final outing.
- ◆ Began year on injured list at Alternate Training Site...Reinstated while optioned, Aug. 23.

MAJOR LEAGUE SUMMARY

2019

- ◆ Opened season with Triple-A **New Orleans** and made five appearances for Baby Cakes before receiving promotion to Majors, April 23...Made Major League debut with **Marlins**, April 24 at Cleveland (0.2 IP, 1 H, 1 BB, 2 SO).
- ◆ Earned first two MLB wins in consecutive appearances (July 26 & 28 vs. Arizona).
- ◆ Had scoreless appearances in 22 of 33 MLB outings...Averaged 15.93 strikeouts per nine innings with 36 strikeouts in his last 22 MLB appearances (20.1 IP).

NOTABLE MINOR LEAGUE AWARDS AND HONORS

- ◆ **2018** Southern League Mid-Season All-Star.

CAREER TRANSACTIONS

- ◆ Sept. 9, 2013...Signed by **Marlins** as international free agent.
- ◆ Feb. 10, 2020...Claimed off waivers by **Angels** from **Marlins**.

PERSONAL/MISC

- ◆ José Gregorio Quijada (kee-HAH-dah)...Married to wife, Johanna Cabello and has a son, Heiler.
- ◆ Pitched for Caribes de Anzoategui in Venezuelan Winter League during 2017-18, 2018-19 and 2020-21 offseasons.
- ◆ Favorite food is bandeja paisa from Colombia...Enjoys Sunday barbecues.
- ◆ Originally signed by Marlins scouts Wilmer Castillo, Albert Gonzalez and Robin Ordoñez.

MAJOR LEAGUE HITTING TOTALS

AVG	AB	H	HR	RBI
.000	1	0	0	0

CAREER FIELDING

POS	PCT	G	PO	A	E	TC	DP
P	1.000	40	1	2	0	3	0





2021 LOS ANGELES ANGELS

JOSÉ QUINTANA

#62

BORN: JAN. 24, 1989

OPENING DAY AGE: 32

BIRTHPLACE: ARJONA, COLOMBIA

RESIDES: BARRANQUILLA, COLOMBIA

MLB SERVICE: 8 YEARS, 133 DAYS

ACQUIRED: SIGNED AS FREE AGENT, JAN. 22, 2021

SIGNED THRU: 2021; SIGNED ONE-YEAR CONTRACT, JAN. 22, 2021



LHP

HEIGHT: 6-1

WEIGHT: 220

BATS: R

THROWS: L

QUINTANA'S LIFETIME PITCHING RECORD

Year	Club	W-L	ERA	G	GS	CG	GF	SHO	SV	IP	H	R	ER	HR	HB	BB	IBB	SO	WP	BK	BAA
2006	— Mets (VSL)	0-1	8.44	3	0	0	0	0	0	5.1	6	7	5	0	2	8	0	5	0	0	.316
<i>DID NOT PITCH</i>																					
2008	— Yankees 2 (DSL)	3-2	1.96	15	12	0	0	0	0	55	36	17	12	0	5	24	0	76	5	0	.186
2009	— Yankees 2 (DSL)	1-1	2.32	14	14	0	0	0	0	50.1	25	17	13	0	3	37	0	80	6	1	.149
2010	— Yankees (GCL)	2-1	2.31	15	0	0	10	0	1	23.1	14	11	6	0	3	8	0	32	1	0	.169
	Charleston	0-1	4.70	5	3	0	0	0	0	15.1	11	10	8	1	1	10	0	12	0	0	.193
2011	— Tampa	10-2	2.91	30	12	0	3	0	1	102	86	35	33	5	1	28	0	88	7	0	.236
2012	— Birmingham	1-3	2.77	9	9	0	0	0	0	48.2	43	17	15	1	0	14	0	41	2	0	.240
	CHICAGO (A.L.)	6-6	3.76	25	22	0	2	0	0	136.1	142	62	57	14	3	42	4	81	10	2	.275
2013	— CHICAGO (A.L.)	9-7	3.51	33	33	0	0	0	0	200	188	83	78	23	5	56	2	164	2	1	.247
2014	— CHICAGO (A.L.)	9-11	3.32	32	32	0	0	0	0	200.1	197	87	74	10	2	52	3	178	7	0	.257
2015	— CHICAGO (A.L.)	9-10	3.36	32	32	1	0	1	0	206.1	218	81	77	16	8	44	4	177	5	0	.272
2016	— CHICAGO (A.L.)	13-12	3.20	32	32	0	0	0	0	208	192	76	74	22	4	50	1	181	10	1	.246
2017	— CHICAGO (A.L.)	4-8	4.49	18	18	0	0	0	0	104.1	98	55	52	14	2	40	1	109	7	1	.246
	CHICAGO (N.L.)	7-3	3.74	14	14	1	0	1	0	84.1	72	37	35	9	8	21	3	98	1	0	.228
2018	— CHICAGO (N.L.)	13-11	4.03	32	32	0	0	0	0	174.1	162	81	78	25	3	68	3	158	3	0	.246
2019	— CHICAGO (N.L.)	13-9	4.68	32	31	0	0	0	0	171	191	100	89	20	2	46	0	152	11	0	.282
2020	— CHICAGO (N.L.)	0-0	4.50	4	1	0	0	0	0	10	10	5	5	1	0	3	0	12	1	0	.263
MAJOR TOTALS		83-77	3.73	254	247	2	2	0	1495	1470	667	619	154	37	422	21	1310	57	5	.257	
A.L. TOTALS		50-54	3.51	172	169	1	2	1	0	1055.1	1035	444	412	99	24	284	15	890	41	5	.257
N.L. TOTALS		33-23	4.24	82	78	1	0	1	0	439.2	435	223	207	55	13	138	6	420	16	0	.257
MINOR TOTALS		19-11	2.76	91	50	0	13	0	2	300	221	114	92	7	15	129	0	334	21	1	.208

Disabling Injuries: 2020 — Left lat inflammation; disabled Sept. 2 (retro to Aug. 31) - Sept. 22
Left thumb laceration; disabled July 23 (retro to July 20) - Aug. 25

2020 SEASON

- ◆ Opened year on **Cubs** injured list after undergoing microscopic surgery on his left thumb...Suffered a lacerated digital sensory nerve prior to start of Summer Camp.
- ◆ Made season debut Aug. 25 at Detroit in relief...Made just two appearances, before returning to injured list with left lat inflammation.
- ◆ Returned from IL Sept. 22 and made two appearances on Cubs final road trip of regular season...Made only start of year, Sept. 22 at Pittsburgh (2 IP, 2 H, 1 ER, 0 BB, 1 SO).

CAREER HIGHLIGHTS

- ◆ Made Major League debut with White Sox, May 7, 2012 vs. Cleveland in first game of doubleheader and worked 5.2 scoreless innings in relief.
- ◆ Selected to 2016 American League All-Star team.
- ◆ Since 2013, ranks in the Top-10 among left-handed pitchers in starts (2nd, 225), innings pitched (3rd, 1358.2), strikeouts (7th, 1229) and wins (8th, 77).
- ◆ Pitched for Colombia in 2017 World Baseball Classic...Carried no-hitter through 5.2 innings in start vs. United States (Mar. 10, 2017).

SOUTHPAW STARTERS

Most innings by LHP, since 2013

1. Jon Lester	1435.2
2. Clayton Kershaw	1389.0
3. José Quintana	1358.2
4. Madison Bumgarner	1353.2
5. Chris Sale	1343.1

2021 LOS ANGELES ANGELS



MAJOR LEAGUE SUMMARY

2019

- ◆ Matched career-high with 13 wins for second-straight season with **Cubs**.
- ◆ Sported a 3.90 ERA (152.1 IP - 66 ER) in first 27 outings through the end of August.
- ◆ Had a career-high seven-game winning streak, June 29 - Aug. 18...Went 7-0 with a 2.96 ERA (54.2 IP - 18 ER) in nine starts during that stretch...Longest winning streak by a Cubs pitcher on the season.
- ◆ Recorded four-straight quality starts, August 2-18, posting a 1.38 ERA (26 IP - 4 ER) with 33 strikeouts and just one walk in that span.
- ◆ Struck out a career-high 14 batters in six innings, Aug. 13 at Philadelphia, which tied for most strikeouts by a Cubs southpaw since at least 1908 (Jon Lester, July 29, 2015 vs. Colorado)...Became second Cub since at least 1908 to collect 14 strikeouts in six-or-fewer innings, joining Kerry Wood, who turned the trick April 27, 2001 at San Francisco (6 IP, 14 SO).
- ◆ Appeared in relief, March 30 at Texas, his first relief outing since 2012...Allowed two unearned runs in four IP.

2018

- ◆ Tied career-high with 13 victories in 32 starts for **Cubs**...Allowed two-or-fewer runs in 20 of 32 outings and three-or-fewer earned runs in 22 starts.
- ◆ Reached 30-start plateau for sixth-straight season...Third-straight season with 10+ wins.
- ◆ Posted a 2.71 ERA (79.2 IP - 24 ER) in 14 night games.
- ◆ Recorded his 1,000th-career strikeout Apr. 22 at Colorado (David Dahl)...Became first Colombian-born pitcher to reach 1,000 career strikeouts.
- ◆ Did not allow an earned run in three-straight road starts, May 4-31 (17.0 consecutive innings)...Tied for most consecutive road starts with zero earned runs allowed by a Cubs starter since 1912.
- ◆ Made his 200th career start, July 4 vs. Detroit, to become the 14th active lefthander to reach that mark.
- ◆ Was 3-0 with a 1.84 ERA (6 ER/29.1 IP) in five starts, Aug. 19-Sept. 11, walking 10 and striking out 25 while holding the opponent to a .200 batting average and a .248 slugging mark (0 HR).
- ◆ Made the start in Game 163, Oct. 1 vs. Milwaukee...Allowed just one run in five innings.

2017

- ◆ Began season with **White Sox** before being traded to **Cubs** during All-Star Break.
- ◆ Went 2-1 with a 2.70 ERA (40 IP - 12 ER) in his final seven outings prior to being acquired by Cubs...After joining Cubs, went 7-3 with a 3.74 ERA (84.1 IP - 35 ER) and a complete game shutout in 14 starts.
- ◆ In debut with Cubs, struck out 12 batters in seven scoreless innings, July 16 at Baltimore, allowing just three hits and no walks in the Cubs 8-0 win...Tied franchise record for strikeouts in a Cubs debut, previously done by Matt Garza, Apr. 3, 2011 vs. Pittsburgh...Became first Cub to strike out 10+ batters and allow three-or-fewer hits in a club debut since Phil Douglas did so on September 15, 1915 vs. Boston.
- ◆ Struck out 10 batters in his final start with the White Sox, July 8 at Colorado...Combined with 12 strikeouts in his Cubs debut, he became only the second pitcher in baseball history to record consecutive double-digit strikeout efforts for two different teams, joining Randy Johnson in 1998 (Seattle and Houston).
- ◆ Led all Cubs starters after the All-Star Break in strikeouts (98), opponents AVG (.228), strikeouts per nine innings (10.46) and WHIP (1.10).
- ◆ Cubs won each of his final six outings, and eight of his last nine starts overall...His teams went 15-4 in his last 19 starts.
- ◆ Crossed 200-strikeout plateau for the first time in his career, punching out 207 batters, the third-most by a lefty in 2017.
- ◆ Tossed a three-hit shutout, Sept. 24 at Milwaukee...Fanned 10 batters and walked one in Cubs only CG shutout of season...Became just the fourth Cubs pitcher in last 30 seasons to throw a shutout with at least 10 strikeouts and no extra-base hits, joining Kerry Wood (three times), Carlos Zambrano and Jake Arrieta.

2016

- ◆ Tied for 10th in A.L. Cy Young Award voting after establishing career bests in wins (13), ERA (3.20), IP (208.0) and strikeouts (181) in his fifth season with **White Sox**...Also set career lows in WHIP (1.16), opponents average (.246) and opponents on-base percentage (.295).
- ◆ Reached 200 IP and 30 starts for fourth-straight season...Joined Madison Bumgarner, Cole Hamels, Jon Lester, Jeff Samardzija and Max Scherzer as the only pitchers to accomplish the feat.
- ◆ Became first White Sox pitcher to record 30 starts, 200 IP and 160 strikeouts over four straight seasons since Wilbur Wood (1971-74).
- ◆ Made his first career A.L. All-Star team...Was selected by A.L. manager Ned Yost to replace Cleveland's Danny Salazar.
- ◆ Went 7-5 with a 2.77 ERA (97.1 IP - 30 ER) and 88 strikeouts over 14 starts at U.S. Cellular Field...His 2.77 home mark was the second-lowest in A.L. behind Chris Archer (2.65).
- ◆ Went 5-2 with a 1.54 ERA (52.2 IP - 9 ER), 47 strikeouts and seven quality starts over first eight starts.

2015





2021 LOS ANGELES ANGELS

- ◆ Became first **White Sox** lefty to make 30 starts in three-straight seasons since Mark Buehrle from 2001-11.
- ◆ Received a 3.62 run support average (83 RS), the second-lowest mark in A.L. and sixth-lowest in Majors.
- ◆ Went 9-5 with a 2.50 ERA (147.1 IP - 41 ER) in 22 night starts (0-5 with a 5.49 mark in day games)...His 2.50 night ERA was the lowest in A.L. and fifth-lowest in MLB.
- ◆ Posted a 7-5 record with a 3.16 ERA (102.2 IP - 36 ER) on the road (2-5 with a 3.56 mark at U.S. Cellular Field)... His 3.16 road ERA was fifth-lowest in A.L.
- ◆ Made five consecutive starts allowing two-or-fewer earned runs from Apr. 24 - May 19, going 1-3 with a 2.18 ERA (33 IP - 8 ER), 32 strikeouts and zero homers allowed (four QS)...Received just eight runs of support (2.18 RSA) during the five starts.
- ◆ Struck out at least eight batters with no walks over three straight starts from July 1-12, the first Sox pitcher to accomplish the feat and sixth in MLB history.
- ◆ Threw first career complete game and shutout on July 24 at Cleveland.

2014

- ◆ Reached 200 IP and 30 starts for second-straight season with **White Sox**.
- ◆ Allowed three-or-fewer earned runs 25 times, tied for the seventh-most among A.L. starters...Tied for fourth in A.L. with 12 no-decisions.
- ◆ Went 3-0 with a 1.69 ERA (11 ER/58.2 IP) and 56 strikeouts over a nine-start span from June 19 - Aug. 3 (seven quality starts).
- ◆ Threw a career-high 20.2 consecutive scoreless IP from June 24- July 10...Made consecutive scoreless starts on June 29 at Toronto (7.0 IP) and July 5 vs. Seattle (7.2 IP)...Retired first 11 batters of the game and struck out 10 vs. Mariners.

2013

- ◆ Led **White Sox** in starts (33) and winning percentage (.563) in first full season in Majors.
- ◆ His 3.51 ERA (200 IP - 78 ER) ranked fifth among A.L. left-handers.
- ◆ Joined Chris Sale (214.1 IP) as only left-handed teammates in franchise history under the age of 25 to record 200+ IP in same season.
- ◆ Set a White Sox and AL record with 17 no decisions (Bert Blyleven owns Major League record with 20 in 1979).
- ◆ Limited right-handers to a .242 average (134/554), the fourth-best mark among A.L. left-handers...Held opponents to a .236 average (37/157) with RISP.

2012

- ◆ Made Major League debut with **White Sox**, May 7 vs. Cleveland in first game of doubleheader and worked 5.2 scoreless innings in relief...Became first White Sox reliever to work 5.2 scoreless IP or more in MLB debut since at least 1920 (STATS LLC) and first in baseball since Minnesota's Jeff Holly, May 1, 1977 vs. Detroit (7.0 IP).
- ◆ Compiled 16.0 scoreless inning streak from June 17-24, the sixth-longest by a rookie in White Sox history.
- ◆ Became first pitcher in modern era (since 1900) to work 8+ scoreless IP three times in a season and receive a no decision in all three outings (ELIAS).
- ◆ Opened year at Double-A **Birmingham** and totaled nine games (all starts) in two stints with Barons.

POSTSEASON SUMMARY

- ◆ Made postseason debut in **2017** with **Cubs**, starting Game 3 of NLDS vs. Washington; tossed 6.1 innings and allowed one run (unearned) on three hits with seven strikeouts and two walks...Also pitched 0.2 innings in relief in Game 5 at Nationals Park.
- ◆ Started Game 1 of 2017 NLCS at Dodger Stadium (ND; 5 IP, 2 H, 2 ER, 2 BB, 4 SO)...Took loss in Game 5 at Wrigley Field after allowing six runs in 2+ innings.
- ◆ Was not selected to **Cubs** roster for **2018** Wild Card Game after starting final game of regular season...Cubs lost game to Colorado 2-1 in 13 innings.
- ◆ In **2020**, was on **Cubs** postseason roster, but did not appear in a game, as Cubs were swept 2-0 by Marlins.

DIVISION SERIES TOTALS

Year	Club, Opp.	W-L	ERA	G	GS	CG	SHO	SV	IP	H	R	ER	BB	SO
2017-	CHC, WSH	0-0	0.00	2	1	0	0	0	6.1	3	1	0	2	7

CHAMPIONSHIP SERIES TOTALS

Year	Club, Opp.	W-L	ERA	G	GS	CG	SHO	SV	IP	H	R	ER	BB	SO
2017-	CHC, LAD	0-1	10.29	2	2	0	0	0	7	8	8	8	3	5

NOTABLE MINOR LEAGUE AWARDS AND HONORS

- ◆ **2012** Southern League Mid-Season All-Star.

QUINTANA



2021 LOS ANGELES ANGELS



CAREER TRANSACTIONS

- ◆ Apr. 26, 2006...Signed by **Mets** as international free agent.
- ◆ Mar. 10, 2008...Signed by **Yankees** as minor league free agent.
- ◆ Dec. 15, 2010...Signed by **Yankees** as minor league free agent.
- ◆ Nov 10, 2011...Signed by **White Sox** as free agent.
- ◆ Mar. 24, 2014...Signed five-year extension with **White Sox**, with club options for 2019 and 2020.
- ◆ July 13, 2017...Traded by **White Sox** to Cubs OF Eloy Jimenez, RHP Dylan Cease, INF Matt Rose and INF Bryant Flete.
- ◆ Jan. 22, 2021...Signed by **Angels** to one-year contract.

PERSONAL/MISC

- ◆ José Guillermo Quintana (kin-TAH-nuh)...On Twitter: @jose_quintana24.
- ◆ José and his wife, Michell, have one daughter, Ariadna.
- ◆ Represented Colombia in 2017 World Baseball Classic...In only start (Mar. 10, 2017 vs. United States at Marlins Park), carried no-hitter through 5.2 innings before allowing single to Brandon Crawford.
- ◆ Recognized by Colombian government in 2013 as a part of "100 Colombianos," an honor bestowed by the Colombian President every year to 100 citizens living and working abroad who serve as examples of perseverance and success for the South American nation.
- ◆ Participated in 2013 "White Sox Day at the Zoo" at Brookfield Zoo in Chicago suburbs.
- ◆ In 2012, attended "Celebrity Bowling Classic" benefiting the Comer Children's Hospital and Lurie Children's Hospital of Chicago and participated in a U.S. Cellular Field experience at Bulls/Sox Academy.
- ◆ Did not pitch during 2007 season after receiving a 50-game suspension for violating terms of Minor League Baseball's Drug Program.

ALL-STAR GAME RECORD

Year	Club, Site	W-L	ERA	G	GS	CG	SHO	SV	IP	H	R	ER	BB	SO
2016—	A.L., SD	0-0	0.00	1	0	0	0	0	1	1	0	0	0	1

WORLD BASEBALL CLASSIC TOTALS

Year	Club	W-L	ERA	G	GS	CG	SHO	SV	IP	H	R	ER	BB	SO
2017—	Colombia	0-0	1.59	1	1	0	0	0	5.2	1	1	1	1	4

MAJOR LEAGUE HITTING TOTALS

AVG	AB	H	HR	RBI
.071	155	11	0	7

CAREER FIELDING

POS	PCT	G	PO	A	E	TC	DP
P	.975	254	55	183	6	244	18

QUINTANA'S CAREER HIGHS

	SEASON		GAME
Wins	13 — 2016, 2018	SO	14 — 8/13/19 at PHI
Losses	12 — 2016	IP	9 — 3 times; last, 9/24/17 at MIL
ERA	3.20 — 2016	R	9 — Twice; 6/22/19 vs. NYM & 4/19/15 at DET
IP	208 — 2016	ER	9 — 4/19/15 at DET
SO	207 — 2017	BB	6 — 6/22/16 at BOS
Win Streak	7 — 6/29-8/18/19	H	12 — Twice; 9/26/19 at PIT & 5/26/19 vs. CIN

QUINTANA





2021 LOS ANGELES ANGELS

JAKE REED

#74

BORN: SEPT. 29, 1992

OPENING DAY AGE: 28

BIRTHPLACE: TUCSON, AZ

RESIDES: LA MESA, CA

ACQUIRED: SIGNED AS MINOR LEAGUE FREE AGENT, NOV. 17, 2020

SIGNED THRU: 2021; SIGNED ONE-YEAR CONTRACT; 3 OPTIONS REMAINING



RHP

HEIGHT: 6-2

WEIGHT: 195

BATS: R

THROWS: R

NON-ROSTER INVITEE

REED'S LIFETIME PITCHING RECORD

Year	Club	W-L	ERA	G	GS	CG	GF	SHO	SV	IP	H	R	ER	HR	HB	BB	IBB	SO	WP	BK	BAA
2014	Elizabethton	0-0	0.00	4	0	0	4	0	3	6	1	0	0	0	0	0	0	8	0	0	.053
	Cedar Rapids	3-0	0.36	16	0	0	9	0	5	25	10	2	1	0	1	3	0	31	0	0	.116
2015	Chattanooga	4-4	6.32	35	0	0	4	0	1	47	55	43	33	3	6	21	0	39	3	0	.289
	Fort Myers	1-0	0.00	9	0	0	3	0	1	12.1	8	2	0	0	0	1	0	7	0	0	.195
2016	Chattanooga	3-3	3.90	41	0	0	14	0	3	60	51	29	26	2	6	22	0	64	4	0	.235
	Rochester	1-1	1.69	9	0	0	4	0	0	10.2	8	2	2	0	1	2	1	8	1	0	.211
2017	Chattanooga	1-0	2.45	5	0	0	2	0	1	7.1	4	2	2	0	1	6	0	8	1	0	.154
	Rochester	1-0	2.05	22	0	0	12	0	5	30.2	24	7	7	1	2	11	1	25	4	0	.224
2018	Rochester	0-3	1.89	30	1	0	12	0	2	47.2	34	13	10	1	2	21	5	50	6	0	.204
2019	Rochester	5-3	5.76	45	1	0	11	0	0	75	75	49	48	7	6	35	1	92	7	1	.268
2020	MINNESOTA	<i>DID NOT PLAY — No Minor League Season</i>																			
MINOR TOTALS		19-14	3.61	216	2	0	75	0	21	321.2	270	149	129	14	25	122	8	332	26	1	.231

2020 SEASON

- ◆ Was a non-roster invitee to **Twins** Spring Training.
- ◆ Did not get selected to Minnesota's Player Pool for regular season.
- ◆ Elected free agency, Nov. 2.

CAREER HIGHLIGHTS

- ◆ In 2019, set career highs in strikeouts (92) and strikeouts per nine innings rate (11.0)...Led Rochester staff in games (45) and ranked third in strikeouts and innings pitched (75).
- ◆ Was Triple-A Rochester's 2019 Harmon Killebrew Award recipient, given annually to a player from each Twins affiliate for outstanding community service
- ◆ Ranked third among Twins minor leaguers in 2016 with 72 combined strikeouts between Double-A Chattanooga and Triple-A Rochester.
- ◆ Pitched in Arizona Fall League following 2014 & 2015 seasons...Selected to 2014 Rising Stars Game.

CAREER TRANSACTIONS

- ◆ June 8, 2011...Selected by **White Sox** in 40th round of First-Year Player Draft (did not sign).
- ◆ June 6, 2014...Selected by **Twins** in fifth round of First-Year Player Draft (signed June 18, 2014 by Twins scout Trevor Brown).
- ◆ Nov. 16, 2020...Signed with **Angels** as minor league free agent.

PERSONAL/MISC

- ◆ Jacob Hubert Reed.
- ◆ 2021 marks sixth consecutive season as a non-roster invitee to a Major League Spring Training.
- ◆ Graduated from Helix Charter HS (La Mesa, CA) in 2011, where he played baseball, basketball and was the kicker for the football team.
- ◆ Pitched three seasons collegiately at University of Oregon and posted a 1.95 ERA (37 IP - 8 ER) during junior year.
- ◆ Married wife, Janie Takeda, Nov. 18, 2017...Janie is from Placentia, CA and was a First Team All-American outfielder on University of Oregon softball team...She owns the Ducks career records for hits (309), runs (204), doubles (42) and stolen bases (102)...Janie will compete for Team USA at 2020 Summer Olympics in Tokyo.

2021 LOS ANGELES ANGELS



#6



ANTHONY RENDON

BORN: JUNE 6, 1990

BIRTHPLACE: HOUSTON, TX

MLB SERVICE: 7 YEARS, 130 DAYS

ACQUIRED: SIGNED AS A MAJOR LEAGUE FREE AGENT DEC. 13, 2019

SIGNED THRU: 2026; SIGNED SEVEN-YEAR CONTRACT, DEC. 13, 2019

OPENING DAY AGE: 29

RESIDES: HOUSTON, TX

INFIELDER

HEIGHT: 6-1

WEIGHT: 200

BATS: R

THROWS: R

RENDON'S LIFETIME PLAYING RECORD

Year	Club	AVG	G	AB	R	H	2B	3B	HR	RBI	SH	SF	HP	BB	IBB	SO	SB	CS	GDP	SLG	OBP	E
2012	—Potomac	.333	9	27	5	9	2	3	0	0	0	0	0	5	0	4	0	0	0	.438	.630	3
	GCL Nationals	.364	5	11	2	4	1	0	2	6	0	0	0	3	0	3	0	0	0	.500	1.000	1
	Auburn	.259	8	27	7	7	2	0	1	3	0	0	1	4	0	6	0	0	0	.375	.444	1
	Harrisburg	.162	21	68	14	11	3	1	3	3	0	0	3	11	0	16	0	0	3	.305	.368	2
2013	—Harrisburg	.319	33	116	17	37	11	2	6	24	0	3	3	30	0	25	1	0	1	.461	.603	4
	WASHINGTON	.265	98	351	40	93	23	1	7	35	2	5	5	31	3	69	1	1	7	.396	.329	16
	Syracuse	.182	3	11	2	2	1	0	0	0	0	0	1	2	0	3	0	0	0	.273	.357	2
2014	—WASHINGTON	.287	153	613	111★	176	39	6	21	83	0	5	5	58	2	104	17	3	11	.473	.351	15
2015	—Harrisburg (1)	.250	8	24	1	6	3	0	0	0	0	0	0	3	0	4	0	0	0	.375	.333	0
	WASHINGTON	.264	80	311	43	82	16	0	5	25	0	4	4	36	0	70	1	2	8	.363	.344	4
	Potomac (1)	.471	6	17	2	8	2	0	0	1	0	0	0	3	0	2	0	0	1	.588	.550	0
2016	—WASHINGTON	.270	156	567	91	153	38	2	20	85	0	8	7	65	2	117	12	6	5	.450	.348	9
2017	—WASHINGTON	.301	147	508	81	153	41	1	25	100	0	6	7	84	6	82	7	2	7	.533	.403	7
2018	—WASHINGTON	.308	136	529	88	163	44★	2	24	92	0	8	5	55	5	82	2	1	5	.535	.374	6
	Potomac (1)	.625	2	8	3	5	2	0	0	1	0	0	1	0	0	0	0	0	0	.875	.667	0
2019	—WASHINGTON	.319	146	545	117	174	44★	3	34	126★	0	9	12	80	8	86	5	1	13	.598	.412	11
2020	—LAA	.286	52	189	29	54	11	1	9	31	0	0	5	38	2	31	0	0	10	.497	.418	3
MAJOR TOTALS		.290	968	3613	600	1048	256	16	145	577	4	45	50	447	28	641	45	16	66	.490	.372	71
MINOR TOTALS		.288	95	309	53	89	27	6	12	38	0	36	33	61	0	63	1	0	5	.416	.531	13

★ led or tied for league lead

(1) rehab assignment

Disabling Injuries: 2019 — Left elbow contusion; disabled April 30 (retro, April 27) - May 7.

2018 — Left toe contusion; disabled April 22 (retro, April 19) - May 5.

2015 — Sprained left MCL; disabled April 6-June 4.

Left quad strain; disabled June 25-July 25

2020 SEASON

- ◆ In first campaign with the **Angels**, posted a career-best .418 OBP...Ranked second in the A.L. in OBP and fWAR (2.7), fourth in walks and ninth in OPS (.915)...Finished 10th in the A.L. MVP vote.
- ◆ Led the team in OBP, fWAR (2.7) and walks and ranked second in home runs, RBI and doubles.
- ◆ After opening the season going 4-for-39 (.103), went on to post a .333 (50/150) average and an 1.008 OPS over his final 40 games of the season...The .333 average ranked third in the American League during that span (from Aug. 10) while the 1.008 OPS ranked fourth.
- ◆ According to *FanGraphs.com*, his 3.7 defensive rating ranked fifth among Major League third basemen and third in American League.
- ◆ Recorded 1000th career hit with a 6th inning single on Aug. 10.
- ◆ Missed first four games of regular season and Angels three Summer Camp exhibitions due to an oblique injury but was not placed on the I.L.

CAREER SUMMARY

- ◆ Veteran of eight big league seasons (not including 2021) begins second season with the Angels...Signed seven-year

STAR WARS

Highest fWAR since 2016...

Player	WAR	Team
1. Mike Trout	37.5	LAA
2. Mookie Betts	33.6	BOS-LAD
3. Anthony Rendon	26.9	WAS-LAA





2021 LOS ANGELES ANGELS

contract Dec. 13, 2019...For more contract info, see Career Transactions section below.

- ◆ Finished in the Top 11 in the MVP race five times (2014, 2017, 2018, 2019 & 2020) and three-time Top 5 finisher (2014, 2017, & 2019)... Tabbed as a Louisville Silver Slugger twice (2014 & 2019) and was named to first All-Star Game in 2019.
- ◆ Since the start of the 2017 season, he and Mike Trout are the only players with three 6.0+ fWAR seasons.
- ◆ Entering 2020, boasts the second-highest career on-base percentage (.372) by an active third baseman and the third-best average (.290)...Since 2016, ranks second in the Majors by a third baseman in doubles (178) and RBI (434) and third in OPS (.913)... In that same time frame, his 36.6 defensive rating on *FanGraphs.com* trails only Matt Chapman (40.8) for the highest among third basemen...Has saved 11 runs as a third baseman since the start of the 2016 campaign, good for second in the Majors (min. 5000 innings).
- ◆ Earned MLB's Comeback Player of the Year Award for the National League in 2016 following an injury plagued 2015 season... Named N.L. Player of the Week twice in career.
- ◆ On April 30, 2017, went 6-for-6 with three home runs and 10 RBI...*For more info, see 2017 season season summary.*
- ◆ Drafted by the Nationals in the first round (6th overall pick) out of Rice University (Houston, TX).

DISCIPLINE REPORT

Hardest American Leaguers to strikeout in 2020...

Player	PA/K	Team
1. Tommy La Stella	19.00	LAA-OAK
2. DJ LeMahieu	10.29	NY Yankees
3. David Fletcher	9.20	LAA
4. Yuli Gurriel	8.52	HOU
5. Whit Merrifield	8.03	KC
6. Hanser Alberto	7.70	BAL
7. Kyle Seager	7.52	SEA
8. Anthony Rendon	7.48	LAA

MAJOR LEAGUE SUMMARY

2019

- ◆ In seventh season with **Nationals**, finished third in N.L. MVP race (won by Cody Bellinger) after batting .319 (174/545) with 117 runs scored, 34 home runs, 126 RBI and a 1.10 OPS (.412 OBP/.598 SLG)...Led Majors in RBI and paced (T-1st) the Senior Circuit for the second straight season in doubles...Also finished in the Top 5 in the N.L. in average (3rd), runs (3rd), OBP (2nd), slugging (3rd) and OPS (1.010).
- ◆ Tabbed as a Louisville Silver Slugger for the second time in his career (also, 2014).
- ◆ Named an All-Star for the first time in career...Was just the second Nats third baseman ever named to the Midsummer Classic, joining Ryan Zimmerman in 2009...Did not attend game due to injury rehab.
- ◆ According to *FanGraphs.com*, finished the season with the Majors' seventh-highest WAR (7.0), good for fourth in the National League...Two defensive runs saved also ranked sixth among N.L. third basemen.

HOT CORNER HOT TAKE

In 2019, Anthony Rendon joined Alex Rodriguez (2005) and Al Rosen (1953) as the only third basemen in M.L. history to hit .315 with 115 runs scored, 125 RBI and 30 home runs in a single season (min. 75% of games played at third base)...He was also the first big leaguer to turn the trick since Matt Kemp in 2011.

2018

- ◆ In sixth season with the **Nationals**, recorded a career-best 44 doubles which were tied for the Senior Circuit lead...Also Ranked in the N.L.'s Top 10 in average (4th), OPS (5th), slugging (6th) and extra-base hits (9th).
- ◆ Per *FanGraphs.com*, ranked second in the National League with a 6.3 fWAR.
- ◆ Named a finalist for the Rawlings Gold Glove Award at third base (won by Nolan Arenado)...Finished 11th in the N.L. MVP voting (won by Christian Yelich).
- ◆ Tallied a career-long 33-game on-base streak from Aug. 21-Sept. 25.

2017

- ◆ Finished sixth in the National League MVP race (won by Giancarlo Stanton) in fifth season with the **Nationals**... Posted a 6.7 fWAR, tied with Kris Bryant for second in the N.L. and trailing only Stanton's 7.3 mark.
- ◆ Finished the season ranked among N.L. leaders in doubles (4th), OBP (6th) and OPS (9th)...Tallied first career 100-RBI season, a then career high...Was the first Nats third baseman with a 100-RBI season since Ryan Zimmerman in 2009.
- ◆ His 15.8 defensive rating on *FanGraphs.com* led the National League and trailed only Andrelton Simmons' 22.6 mark.
- ◆ Went 6-for-6 with three home runs and 10 RBI vs. Mets on April 30...Became the 13th player in M.L. history to log a 10-RBI game...Was the first Major Leaguer with a 10+-RBI game since Garret Anderson's 11 RBI output in 2007 vs. Yankees...Was just the second player ever with six hits, three home runs and 10 RBI in a single tilt, joining Cincinnati's Walker Cooper did so on July 6, 1949.

2016

- ◆ Appeared in a career-high 156 games during fourth season with **Washington**...Paced the Club with 91 runs scored and ranked second in hits, second in doubles, and third in RBI...His 38 doubles and .976 fielding percentage led N.L. third basemen.
- ◆ Registered 500th career hit, a three-run home run, Sept. 27 vs. Arizona.



2021 LOS ANGELES ANGELS



2015

- ◆ Limited to 80 games for the **Nats** in third big league season...Suffered a sprained MCL in left knee while diving for a ball during Spring Training and opened the season on the D.L....Appeared in 18 games from June 4-25 before suffering a left quad injury...Reinstated July 25 and appeared in 62 games the remainder of the season.

2014

- ◆ Finished fifth in the National League MVP race during first full big league season with the **Washington**...Notched first career Louisville Silver Slugger award after batting .287 (176/613) with 39 doubles, six triples, 21 home runs and 83 RBI.
- ◆ Led the league with 111 runs scored (3rd in Majors)...Was just the fourth National to eclipse the 100-run mark: Alfonso Soriano (119 in 2006), Ryan Zimmerman (110 in 2009) and Nick Johnson (100 in 2006).
- ◆ Finished the season ranking fourth in the Majors (2nd in the N.L.) with a 6.6 fWAR...Also finished the N.L. Top 5 in hits (T-5th), total bases (290, 3rd), doubles (T-4th), extra-base hits (66, T-5th).

2013

- ◆ After starting the season in the minors, made Major League debut with **Washington**, April 21 at New York (N.L.)... Tallied first big league hit April 22 vs. St. Louis, a double off Shelby Miller.

POSTSEASON SUMMARY

- ◆ Has made appearances in four different postseasons including the Nationals' 2019 World Series title run...Owns a career .282 (33/117) postseason batting average with eight doubles, five home runs and eight RBI.
- ◆ During **2019** World Series title run, posted a combined .328 (20/61) average across four different postseason rounds...Tallied a Washington/Montreal franchise-record 20 hits, 15 RBI and 11 walks during the postseason... In the NL Wild Card Game vs. Milwaukee, drew an eighth-inning walk off Josh Hader to load the bases...Scored from first on a Juan Soto single and an error by the right fielder...Run proved to be game-winning run as Nationals won the contest 4-3...Posted a team-leading .412 (7/17) average including three doubles, a home run and five RBI in the NLDS vs. the Dodgers...Went 3-for-5 with a double, home run and an RBI in decisive Game 5 at Dodger Stadium...Hit back-to-back solo home runs with Juan Soto off Clayton Kershaw in the 8th inning with the Nats trailing 3-1...Led the Nats in average for the second straight series (min. 10 AB), posting a .417 (5/12) clip vs. the Cardinals in the NLCS...Advanced to the World Series vs. Houston and went on to hit .276 (8/29) with three doubles, two home runs and a team-leading eight RBI...Last player in the World Series with more RBI was Addison Russell with nine RBI in 2016...With team trailing 2-0 in the 7th inning of Game 7, connected for a solo home run off Zack Greinke.
- ◆ In **2017**, saw third career postseason action and went 3-for-17 (.176) with a double, home run and an RBI in five NLDS games vs. the Cubs.
- ◆ Posted a .150 (3/20) average during the **2016** NLDS vs. the Dodgers...Tallied first career postseason home run during Game 3 off Kenta Maeda.
- ◆ Made postseason debut in **2014**...Led the team with a .368 (7/19) average and seven hits during Club's NLDS loss to the Giants.

WILD CARD GAME TOTALS

Year	Club, Opp	AVG	G	AB	R	H	2B	3B	HR	RBI	SH	SF	HBP	BB	IBB	SO	SB	CS	GDP	SLG	OBP	E
2019	—WAS, MIL	.000	1	3	1	0	0	0	0	0	0	0	0	1	0	1	0	0	0	.000	.250	0

DIVISION SERIES TOTALS

Year	Club, Opp	AVG	G	AB	R	H	2B	3B	HR	RBI	SH	SF	HBP	BB	IBB	SO	SB	CS	GDP	SLG	OBP	E
2014	—WAS, SF	.368	4	19	0	7	0	0	0	1	0	0	0	1	0	2	1	0	0	.368	.400	0
2016	—WAS, LAD	.150	5	20	1	3	0	0	1	4	0	0	0	1	0	6	0	0	0	.300	.190	0
2017	—WAS, CHC	.176	5	17	4	3	1	0	1	1	0	0	0	5	1	1	0	0	0	.412	.364	1
2019	—WAS, LAD	.412	5	17	4	7	3	0	1	5	0	2	0	3	0	3	0	0	0	.765	.455	0
Totals		.274	19	73	10	20	4	0	3	11	0	2	0	10	1	12	1	0	0	.452	.353	0

CHAMPIONSHIP SERIES TOTALS

Year	Club, Opp	AVG	G	AB	R	H	2B	3B	HR	RBI	SH	SF	HBP	BB	IBB	SO	SB	CS	GDP	SLG	OBP	E
2019	—WAS, STL	.417	5	12	2	5	1	0	0	2	0	1	0	4	2	3	0	0	0	.500	.529	0

WORLD SERIES TOTALS

Year	Club, Opp	AVG	G	AB	R	H	2B	3B	HR	RBI	SH	SF	HBP	BB	IBB	SO	SB	CS	GDP	SLG	OBP	E
2019	—WAS, HOU	.276	7	29	3	8	3	0	2	8	0	0	0	3	0	3	0	0	0	.586	.344	1

NOTABLE MINOR LEAGUE AWARDS AND HONORS

- ◆ **2013** Eastern League Player of the Week (May 13).
- ◆ **2012** Arizona Fall League All-Prospect Team...Arizona Fall League Rising Stars Game.

RENDON



2021 LOS ANGELES ANGELS

CAREER TRANSACTIONS

- ◆ June 5, 2008...Drafted by the **Braves** in the 27th round of the First-Year Player Draft (did not sign).
- ◆ June 6, 2011...Drafted by the **Nationals** in the 1st round (6th overall) of the First-Year Player Draft.
- ◆ Dec. 13, 2019...Signed a seven-year contract with the **Angels**.

PERSONAL/MISC

- ◆ Anthony Michael Rendon...On Twitter: @AnthonyRendon_6.
- ◆ He and his wife Amanda (Rodriguez) were married Nov. 25, 2017...The couple has two daughters: Emma and Savannah.
- ◆ Self-proclaimed Taylor Swift “admirer...Wore homemade “I love Taylor Swift” shirt during Spring Training 2016.
- ◆ Was an active participant in several charitable efforts with the Nationals including Nationals Youth Baseball Academy...Started Anthony’s Academy All-Stars, a season-long program giving scholar-athletes from the Nationals Youth Baseball Academy the opportunity to attend a Nationals Baseball game, enjoy a behind-the-scenes look at team operations, a private meet-and-greet with Rendon as well as special batting practice viewing.
- ◆ Attended Rice University (Houston, TX)...Named by *Baseball America* as the 2009 College Freshman of the Year...Was the fourth underclassman to receive the honors in the 30-year history of the award...Former college teammates with Tyler Duffey, Tony Cingrani and JT Chargois.
- ◆ Prepped at Lamar High School (Houston, TX)...Was a three-time All-District selection in High School...As a senior, named First Team 5A All-State shortstop and was an All-Greater Houston selection by the Houston Chronicle... Hit .570 with eight home runs and 56 RBI in final high school season.
- ◆ June 29, 2010 was honored by Houston Mayor Annise Parker with “Anthony Rendon Day in Houston”.

MISCELLANEOUS STATS

CAREER MULTIPLE-HOME RUN GAMES (7)

THREE-HR GAMES (1)

April 30, 2017 vs. NYM

TWO-HR GAMES (6)

Aug. 31, 2019 vs. MIA
July 12, 2018 at NYM

June 11, 2019 at CWS
July 15, 2017 at CIN

April 12, 2019 vs. PIT
May 23, 2017 vs. SEA

CAREER GRAND SLAMS HOME RUNS (3)

July 29, 2019 vs. ATL

July 15, 2017 at CIN

Sept. 6, 2016 vs. ATL

CAREER WALK-OFF PLATE APPEARANCE / HIT / RBI (3)

Aug. 30, 2019 vs. MIA (2-RBI single; 9th)
Aug. 20, 2019 vs. CWS (RBI single; 9th)

Aug. 21, 2014 vs. ARI (single, run scores on E5, no RBI; 9th)

ALL-STAR GAME RECORD

Year	Club	Site	AVG	G	AB	R	H	2B	3B	HR	RBI	SH	SF	HBP	BB	IBB	SO	SB	CS	GDP	SLG	OBP	E		
2019	N.L.	CLE																							
DID NOT PLAY - INJURY REHAB																									

CAREER FIELDING

POS	PCT	G	PO	A	E	TC	DP
2B	.982	170	305	402	13	720	93
3B	.971	811	571	1324	56	1951	152
SS	.846	4	9	2	2	13	1

RENDON'S CAREER HIGHS

SEASON

AVG	.300 — 2009
H	171 — 2011
R	107 — 2012
BB	75 — 2013
2B	44 — 2017
HR	35 — 2017
RBI	109 — 2017
SB	21 — 2011

GAME

H	5 — 2 times; last, 5/30/11 vs. FLA
HR	2 — 17 times; last, 9/15/18 vs. SEA
R	4 — 2 times; last, 6/21-10 vs. NYY
BB	4 — 5/6/15 vs. SF
2B	2 — 25 times; last, 9/15/17 vs. TEX
RBI	6 — 5 times; last, 7/30/17 vs. HOU
SB	2 — 5 times; last, 4/11/18 at TEX
Hit Streak	18 — Apr. 24 - May 11, 2009



2021 LOS ANGELES ANGELS



LUIS RENGIFO

BORN: FEB. 26, 1997
BIRTHPLACE: NAGUANAGUA, VZ
MLB SERVICE: 1 YEAR, 147 DAYS
ACQUIRED: FROM TAMPA BAY IN EXCHANGE FOR INF C.J. CRON, MARCH 20, 2018
SIGNED THRU: 2021; UNDER CLUB CONTROL; 2 OPTIONS REMAINING

OPENING DAY AGE: 24
RESIDES: VALENCIA, VZ

INFIELDER

HEIGHT: 5-10

WEIGHT: 195

BATS: S

THROWS: R

RENGIFO'S LIFETIME PLAYING RECORD

Year	Club	AVG	G	AB	R	H	2B	3B	HR	RBI	SH	SF	HBP	BB	IBB	SO	SB	CS	GDP	SLG	OBP	E
2014	— Mariners (VSL)	.198	64	227	39	45	11	2	1	20	6	1	5	39	0	45	11	5	1	.278	.327	12
2015	— Mariners 2 (DSL)	.336	60	217	49	73	10	6	2	35	7	3	5	22	1	22	19	8	4	.465	.405	8
2016	— Mariners (AZL)	.239	34	109	16	26	7	2	1	9	1	0	1	13	0	31	22	3	2	.367	.325	9
2017	— Clinton	.250	102	400	65	100	24	4	11	44	6	3	8	33	0	80	29	14	8	.413	.318	19
	— Bowling Green	.250	23	96	14	24	3	1	1	8	0	0	0	8	0	17	5	3	0	.333	.308	2
2018	— Inland Empire	.323	41	161	36	52	11	3	2	16	0	0	2	27	0	22	22	8	2	.466	.426	7
	— Mobile	.305	40	151	37	46	10	5	2	21	0	0	7	23	3	22	13	2	6	.477	.420	5
	— Salt Lake	.274	46	190	36	52	9	5	3	27	1	2	1	25	0	31	6	6	2	.421	.358	4
2019	— Salt Lake	.273	27	110	16	30	4	1	5	14	0	1	0	11	0	24	3	3	2	.464	.336	6
	— LAA	.238	108	357	44	85	18	3	7	33	1	3	5	40	0	93	2	5	6	.364	.321	12
2020	— LAA	.156	33	90	12	14	1	0	1	3	2	0	0	14	0	26	3	1	2	.200	.269	3
MAJOR TOTALS		.221	141	447	56	99	19	3	8	36	3	3	5	54	0	119	5	6	8	.331	.310	15
MINOR TOTALS		.270	410	1551	292	418	85	28	23	180	21	9	29	190	4	270	127	49	25	.405	.358	72

Disabling Injuries: 2020 — right hamstring strain; disabled Sept. 26 - end of season.
 N/A; disabled July 6-28

2020 SEASON

- ◆ Appeared in 33 games across two different stints with the **Angels**...Began the season on the IL before being activated July 28th...Optioned on Aug. 26th to the Club's **Alternate Training Site** in Long Beach, CA and was recalled three days later (Aug. 29th)...Placed on the IL with a right hamstring strain Sept.26 and missed the final two games of the season.
- ◆ Went 3-for-4 in stolen base attempts.
- ◆ Improved PA/BB rate from 10.15 to 7.57 between rookie and sophomore seasons.

MAJOR LEAGUE SUMMARY

2019

- ◆ Saw first big league action across three different stints with the **Angels**...After beginning the season with Triple-A **Salt Lake**, was recalled April 25 and made Major League debut that day, starting at second base...Singled in second at-bat off Masahiro Tanaka for first big league hit...Notched first home run June 2nd in Seattle...His seven home runs were the most by a rookie Halo middle infielder since Adam Kennedy's nine in 2000.
- ◆ According to *FanGraphs.com*, logged three defensive runs saved, tied for second on the team with David Fletcher (min. 250 inn.).
- ◆ With the Bees, averaged a home run once every 22 at-bats.

NOTABLE MINOR LEAGUE AWARDS AND HONORS

- ◆ **2018** Angels Organizational Player of the Month for May and June...*MLB.com's* Southern League Player of the Month for June...Angels Organizational Defensive Player of the Month for August...MiLB Organizational All-Star.

CAREER TRANSACTIONS

- ◆ Mar. 16, 2014...Signed with **Mariners** as an international free agent.
- ◆ Aug. 6, 2017...Traded by **Mariners** with LHP Anthony Misiewicz and a PTBNL (INF Osmy Gregorio) to **Rays** for RHP Ryan Garton and C Mike Marjama.
- ◆ Mar. 20, 2018...Acquired by **Angels** from **Rays** for INF C.J. Cron.





2021 LOS ANGELES ANGELS

PERSONAL/MISC

- ◆ Luis Jose Rengifo (wren-HE-foe).
- ◆ He and wife Albi Gonzalez have a son (Maximiliano).
- ◆ Originally signed by Mariners scouts Tim Kissner, Emilio Sarrasquel and Illich Salazar.

CAREER FIELDING

POS	PCT	G	PO	A	E	TC	DP
2B	.978	136	205	280	11	496	69
3B	1.000	1	2	1	0	3	1
SS	.920	13	17	29	4	50	2



RENGIFO



2021 LOS ANGELES ANGELS



#63

GERARDO REYES

BORN: MAY 13, 1993 **OPENING DAY AGE:** 27
BIRTHPLACE: CIUDAD VICTORIA, MX **RESIDES:** CIUDAD VICTORIA, MX
MLB SERVICE: 74 DAYS
ACQUIRED: FROM SAN DIEGO FOR C JASON CASTRO, AUG. 30, 2020
SIGNED THRU: 2021; UNDER CLUB CONTROL; 1 OPTION REMAINING



RHP

HEIGHT: 5-11

WEIGHT: 195

BATS: R

THROWS: R

REYES' LIFETIME PITCHING RECORD

Year	Club	W-L	ERA	G	GS	CG	GF	SHO	SV	IP	H	R	ER	HR	HB	BB	IBB	SO	WP	BK	BAA
2014	Hudson Valley	2-1	4.09	20	0	0	8	0	3	33	32	16	51	2	5	9	1	39	5	1	.258
2015	Lake Elsinore									INJURED — DID NOT PLAY											
2016	Fort Wayne	3-2	2.10	18	0	0	17	0	5	25.2	23	8	6	1	2	10	2	18	3	0	.247
	Lake Elsinore	1-3	5.00	22	0	0	4	0	1	27	24	18	15	2	3	14	1	29	3	0	.242
2017	Lake Elsinore	3-3	2.63	47	0	0	30	0	5	61.2	54	22	18	3	2	31	0	65	10	0	.240
2018	Lake Elsinore	0-1	2.20	14	0	0	8	0	1	16.1	11	4	4	0	2	12	1	20	0	0	.200
	San Antonio	1-2	3.00	31	0	0	14	0	1	39	32	20	13	1	5	17	0	49	1	0	.222
2019	El Paso	4-2	3.57	34	0	0	16	0	3	45.1	39	22	18	8	2	20	0	61	1	0	.232
	SAN DIEGO	4-0	7.62	27	0	0	9	0	0	26	24	22	22	3	3	11	1	38	3	0	.240
2020	SAN DIEGO									DID NOT PLAY — Participated at Padres Alternate Training Site											
	LAA									DID NOT PLAY — Participated at Angels Alternate Training Site											
MINOR TOTALS		14-14	3.23	186	0	0	97	0	19	248	215	110	89	17	21	113	5	281	23	1	.237

2020 SEASON

- ◆ Did not appear in a regular season game...Began season with **Padres** at their **Alternate Training Site** at University of San Diego.
- ◆ Traded by **Padres** to **Angels**, Aug. 30, in exchange for C Jason Castro and was optioned to **Alternate Training Site** in Long Beach for remainder of season.

MAJOR LEAGUE SUMMARY

2019

- ◆ Totaled 27 games across six stints in Majors with **Padres** and ranked 10th in N.L. (min. 25 IP) with a 3.2 strikeouts per nine innings rate.
- ◆ Made Major League debut in relief and earned winning decision, Apr. 12 at Arizona after retiring both of his two batters faced...Became fourth **Padres** reliever to earn the win in MLB debut, joining Jeremy Fikac (Aug. 16, 2001 vs. NYM), Dustin Hermanson (May 8, 1995 vs. LAD) and Larry Hardy (Apr. 28, 1974 vs. PHI)...Recorded first career strikeout vs. Adam Jones.
- ◆ Earned second win in third career outing, May 8 vs. Mets, which was also 2,000th all-time Major League win by a Mexican-born pitcher.
- ◆ In 10 September appearances, pitched to a 1.80 ERA (10 IP - 2 ER) with 15 strikeouts and no walks while holding opposing batters to a .184 (7/38) average.
- ◆ Made 34 appearances for Triple-A **El Paso** and held right-handers to a .184 (16/87) batting average...Pitched to a 0.55 ERA (16.1 IP - 1 ER) in 12 outings for Chihuahuas in May and June.

NOTABLE MINOR LEAGUE AWARDS AND HONORS

- ◆ **2017** California League Mid-Season All-Star.

CAREER TRANSACTIONS

- ◆ Aug. 11, 2013...Signed by **Rays** as non-drafted free agent.
- ◆ Dec. 19, 2014...Traded by **Rays** to **Padres** as part of three-team, 11-player deal with Nationals...**Padres** also received OF Wil Myers, C Ryan Hanigan, LHP Jose Castillo from **Rays**...**Rays** received C Rene Rivera, RHP Burch Smith and INF Jake Bauers from **Padres** and OF Steven Souza Jr. and LHP Travis Ott from Nationals...Nationals received RHP Joe Ross and PTBNL (INF Trea Turner) from **Padres**.
- ◆ Aug. 30, 2020...Traded by **Padres** to **Angels** for C Jason Castro.





2021 LOS ANGELES ANGELS

PERSONAL/MISC

- ◆ Gerardo Reyes Ramirez Jr....On Twitter: @Gerardo15Reyes.
- ◆ First name is pronounced 'heh-RAHR-doh'.
- ◆ Attended Hidalgo HS (Hidalgo, TX), where he was nicknamed "Pollo."
- ◆ Pitched collegiately at Galveston College (Galveston, TX)...School has produced former Major Leaguers Juan Pierre, Keith Foulke, Ryan Roberts, Pete Orr and Brandon Backe.
- ◆ Favorite baseball player growing up was Mariano Rivera...Favorite TV show is *Californication*...Enjoys movies starring Dwayne "The Rock" Johnson.
- ◆ Originally signed by Rays scout Pat Murphy.

MAJOR LEAGUE HITTING TOTALS

AVG	AB	H	HR	RBI
.000	1	0	0	0

CAREER FIELDING

POS	PCT	G	PO	A	E	TC	DP
P	1.000	27	2	2	0	4	0



REYES

2021 LOS ANGELES ANGELS



JOSE ALBERTO RIVERA #61

BORN: FEB. 14, 1997 **OPENING DAY AGE:** 24
BIRTHPLACE: SAN CRISTOBAL, DR **RESIDES:** SAN CRISTOBAL, DR
ACQUIRED: FROM HOUSTON IN RULE 5 DRAFT, DEC. 10, 2020
SIGNED THRU: 2021; UNDER CLUB CONTROL; 3 OPTIONS REMAINING

RHP

HEIGHT: 6-3

WEIGHT: 160

BATS: R

THROWS: R

RIVERA'S LIFETIME PITCHING RECORD

Year	Club	W-L	ERA	G	GS	CG	GF	SHO	SV	IP	H	R	ER	HR	HB	BB	IBB	SO	WP	BK	BAA
2017	Astros Orange (DSL)	2-3	3.44	12	5	0	2	0	0	36.2	20	17	14	3	1	24	0	37	7	1	.157
2018	Astros (GCL)	1-2	3.23	10	4	0	0	0	0	39	30	16	14	4	4	6	0	39	2	0	.205
	Tri-City (NYPL)	1-2	4.50	4	1	0	0	0	0	10	9	6	5	2	0	8	0	14	0	1	.237
2019	Quad Cities	5-5	3.81	18	11	0	3	0	1	75.2	61	38	32	2	3	36	0	95	16	0	.222
2020	HOUSTON																				
<i>DID NOT PLAY — No Minor League Season</i>																					
MINOR TOTALS		9-12	3.63	44	21	0	5	0	1	161.1	120	77	65	11	8	74	0	185	25	2	.205

2020 SEASON

- ◆ Entered year as **Astros** #18 prospect, according to *Baseball America*...Was also rated as having Best Fastball in Astros system.
- ◆ Did not play during 2020 season due to cancellation of Minor League season...Was not part of Houston's Player Pool for 2020 regular season.
- ◆ Selected by **Angels** in Rule 5 Draft (Dec, 10, 2020).

2019 SEASON

- ◆ Spent entire season with Single-A **Quad Cities** in Midwest League, going 5-5 with a 3.81 ERA (75.2 IP - 32 ER) with 95 strikeouts across 18 games (11 starts).
- ◆ Pitched to a 2.12 ERA (59.1 IP - 14 ER) with 80 strikeouts across final 13 games (eight starts) of regular season and held opponents to a .172 (35/203) batting average.
- ◆ Set minor league career high with 13 strikeouts in relief in postseason appearance, Sept. 6 vs. Cedar Rapids in Midwest League quarterfinals (5 IP, 4 H, 1 ER, 1 BB, 13 SO).

CAREER TRANSACTIONS

- ◆ Oct. 19, 2016...Signed by **Astros** as international free agent.
- ◆ Dec. 10, 2020...Selected from **Astros** by **Angels** in Rule 5 Draft.

PERSONAL/MISC

- ◆ Jose Alberto Rivera.
- ◆ 2021 will mark first appearance in Major League camp during Spring Training.
- ◆ Originally signed by Astros scouts Oz Ocampo, Roman Ocumarez and Leocadio Guevara.





2021 LOS ANGELES ANGELS

CHRIS RODRIGUEZ

#73

BORN: JULY 20, 1998

OPENING DAY AGE: 22

BIRTHPLACE: CORAL SPRINGS, FL

RESIDES: HORN LAKE, MS

SIGNED THRU: 2021

ACQUIRED: SELECTED IN FOURTH ROUND OF 2016 FIRST-YEAR PLAYER DRAFT



RHP

HEIGHT: 6-2

WEIGHT: 185

BATS: R

THROWS: R

RODRIGUEZ'S LIFETIME PITCHING RECORD

Year	Club	W-L	ERA	G	GS	CG	GF	SHO SV	IP	H	R	ER	HR	HB	BB	IBB	SO	WP	BK	BAA
2016	—Angels (AZL)	0-0	1.59	7	5	0	0	0	11.1	6	3	2	0	0	3	0	17	1	0	.154
2017	—Orem	4-0	6.40	8	8	0	0	0	32.1	35	24	23	1	7	7	0	32	2	1	.271
	Burlington	1-2	5.84	6	6	0	0	0	24.2	32	17	16	1	2	7	0	24	0	1	.314
2018	—								INJURED — DID NOT PLAY											
2019	—Inland Empire	0-0	0.00	3	3	0	0	0	9.1	6	0	0	0	0	4	0	13	0	0	.188
2020	—LAA								DID NOT PLAY — Participated at Angels Alternate Training Site											
MINOR TOTALS		5-3	4.75	24	22	0	0	0	77.2	79	44	41	2	9	21	0	86	3	2	.262

2020 SEASON

- ◆ Entered year as Angels #5 prospect, according to *Baseball America*.
- ◆ Did not appear in a game during regular season, but was part of Angels Player Pool and practiced at **Alternate Training Site** in Long Beach.
- ◆ Selected to **Angels** 40-man roster, Nov. 20, 2020.

2019 SEASON

- ◆ Did not allow a run across three starts (9.1IP) with Adv.-A **Inland Empire**, and tallied 13 strikeouts while holding opponents to a .188 (6/32) batting average.
- ◆ Placed on injured list following third start of year, April 19 vs. Lake Elsinore and remained on IL for remainder of season.
- ◆ Underwent surgery to repair a stress fracture in his back...Also missed entire 2018 season due to a stress reaction in lower back.

NOTABLE MINOR LEAGUE AWARDS AND HONORS

- ◆ **2017** Pioneer League Mid-Season All-Star.

CAREER TRANSACTIONS

- ◆ June 17, 2016...Selected by **Angels** in fourth round of 2016 First-Year Player Draft.

PERSONAL/MISC

- ◆ Christopher Joseph Rodriguez...On Twitter: @realChrisRod.
- ◆ 2021 will mark first appearance in Major League camp during Spring Training.
- ◆ Has been ranked by *Baseball America* among Angels top 15 prospects each year since 2017.
- ◆ Graduated from Monsignor Edward Pace HS (Miami Gardens, FL) in 2016...The school has also produced two-time All-Star pitcher Gio Gonzalez...Won a state championship during sophomore year of high school at Mater Academy Charter (Hialeah Gardens, FL).
- ◆ Signed Letter of Intent to attend Jacksonville University but elected to sign with Angels after high school.
- ◆ Originally signed by Angels scout Ralph Reyes.

RODRIGUEZ



2021 LOS ANGELES ANGELS



#80



JOSE ROJAS

BORN: FEB. 24, 1993 **OPENING DAY AGE:** 28
BIRTHPLACE: ANAHEIM, CA **RESIDES:** ANAHEIM, CA
ACQUIRED: SELECTED IN 36TH ROUND OF 2016 FIRST-YEAR PLAYER DRAFT
SIGNED THRU: 2021; UNDER CLUB CONTROL; 3 OPTIONS REMAINING

INFIELDER

HEIGHT: 6-0

WEIGHT: 200

BATS: L

THROWS: R

NON-ROSTER INVITEE

ROJAS' LIFETIME PLAYING RECORD

Year	Club	AVG	G	AB	R	H	2B	3B	HR	RBI	SH	SF	HBP	BB	IBB	SO	SB	CS	GDP	SLG	OBP	E
2016	— Orem	.308	59	221	45	68	15	3	5	31	3	2	2	22	0	29	9	4	5	.471	.372	11
2017	— Inland Empire	.319	79	317	44	101	20	5	7	50	1	2	2	17	0	64	4	8	6	.479	.355	8
	— Mobile	.227	44	172	16	39	9	1	4	20	0	4	3	6	1	35	0	1	3	.360	.259	6
2018	— Mobile	.304	84	312	57	95	21	3	17	65	0	1	3	36	1	75	9	4	5	.554★	.381	5
	— Salt Lake	.217	19	69	10	15	3	0	0	6	0	2	0	2	0	13	1	0	1	.261	.233	4
2019	— Salt Lake	.293	126	515	101	151	39	7	31	107★	0	5	0	58	2	131	4	4	8	.577	.362	12
2020	— LAA	<i>DID NOT PLAY — Participated at Angels Alternate Training Site</i>																				
MINOR TOTALS		.292	411	1606	273	469	107	19	64	279	4	16	10	141	4	347	27	21	28	.502	.350	46

★ led or tied for league lead

2020 SEASON

- ◆ Was a non-roster invitee to Angels Spring Training, which marked first time in big league camp.
- ◆ Spent the season at Alternate Training Site in Long Beach...Did not get selected to Angels active roster.

CAREER HIGHLIGHTS

- ◆ In 2019, was selected as Angels Organizationan All-Star by *MiLB.com*...Among PCL leaders, ranked first in RBI and total bases, was tied for second in doubles, third in at-bats, tied for third in runs, fifth in hits, tied for seventh in triples, and tied for ninth in home runs.
- ◆ Selected as 2017 California League Mid-Season All-Star...Honored as a Post-Season All-Star in 2017 (California League) and 2018 (Southern League).
- ◆ Hit for cycle with Double-A Mobile, May 11, 2018 at Mississippi...Completed the cycle with an 8th inning grand slam...Set minor league career high with seven RBI in the contest.
- ◆ In 2017, finished tenure with Adv.A Inland Empire with a 23-game hitting streak at time of promotion to Double-A Mobile...Batted .385 (37/96) with nine doubles, three triples, three home runs and 24 RBI in that span.

CAREER TRANSACTIONS

- ◆ June 11, 2016...Selected by Angels in 36th round of First-Year Player Draft (signed June 14, 2016 by Angels scout Ben Diggins).

PERSONAL/MISC

- ◆ Jose Rojas (roh-HOSS).
- ◆ 2021 marks second consecutive season as a non-roster invitee to a Major League Spring Training.
- ◆ Played winter ball in 2018-19 with Bravos de Margarita in Venezuelan Winter League and...Played in Mexican Winter League in 2019-20 offseason with Yaguís de Obregon.
- ◆ Attended and played baseball for Anaheim High School in Anaheim, CA.
- ◆ Began college career at Fullerton Community College...Completed collegiate career with two seasons playing for Vanguard University of Southern California in Costa Mesa as a shortstop...Named 2016 Golden State Athletic Conference Player of the Year and NAIA All-American.
- ◆ Angels were favorite team as a child and his favorite players included Tim Salmon and Mo Vaughn.

ROJAS





2021 LOS ANGELES ANGELS

BEN ROWEN

#71

BORN: NOV. 15, 1988
BIRTHPLACE: DUNEDIN, FL
MLB SERVICE: 61 DAYS
ACQUIRED: SIGNED AS MINOR LEAGUE FREE AGENT, DEC. 14, 2020
SIGNED THRU: 2021; SIGNED ONE-YEAR CONTRACT; 0 OPTIONS REMAINING



RHP

HEIGHT: 6-4

WEIGHT: 200

BATS: R

THROWS: R

NON-ROSTER INVITEE

ROWEN'S LIFETIME PITCHING RECORD

Year	Club	W-L	ERA	G	GS	CG	GF	SHO	SV	IP	H	R	ER	HR	HB	BB	IBB	SO	WP	BK	BAA
2010	—Spokane	2-0	1.09	21	0	0	9	0	1	33	18	4	4	0	1	14	0	30	1	0	.155
2011	—Hickory	5-4	1.98	33	0	0	8	0	2	59	55	26	13	1	1	18	0	43	1	1	.246
2012	—Myrtle Beach	5-0	1.57	38	0	0	31	0	19	57.1	41	10	10	2	4	3	0	52	1	1	.201
2013	—Frisco	3-0	0.53	31	0	0	24	0	10	33.2	23	3	2	1	0	11	0	28	0	0	.198
	Round Rock	3-1	0.84	20	0	0	12	0	3	32	18	5	3	0	0	6	1	30	0	0	.157
2014	—Round Rock	3-0	3.45	34	0	0	21	0	5	47	47	22	18	2	6	9	0	31	0	0	.253
	TEXAS	0-0	4.15	8	0	0	4	0	0	8.2	10	4	4	0	0	4	3	7	0	0	.313
2015	—Bowie	2-0	2.28	20	0	0	13	0	1	27.2	24	7	7	1	1	3	1	18	0	0	.242
	Norfolk	0-0	2.79	6	0	0	1	0	0	9.2	8	3	3	0	0	3	1	6	0	0	.242
	Iowa	2-0	0.00	8	0	0	1	0	0	9.1	6	0	0	0	0	1	1	7	0	0	.200
	Buffalo	0-1	2.00	14	0	0	6	0	1	18	12	4	4	0	2	2	1	11	0	0	.188
2016	—Buffalo	0-4	2.47	37	0	0	12	0	1	47.1	46	13	13	1	0	11	3	33	1	0	.256
	Colo. Springs	0-0	1.69	8	0	0	2	0	0	10.2	11	2	2	0	0	3	0	12	0	0	.275
	MILWAUKEE	0-0	15.00	4	0	0	1	0	0	3	10	6	5	0	0	0	0	2	0	0	.526
2017	—Las Vegas	3-3	4.41	54	0	0	9	0	0	63.1	80	35	31	6	2	13	1	52	0	0	.315
2018	—Louisville	0-2	9.28	10	0	0	3	0	0	10.2	19	15	11	3	1	2	0	7	0	0	.380
	Sugar Land (Ind.)	3-1	4.50	15	0	0	3	0	0	16	20	9	8	2	0	2	0	13	0	0	.299
2019	—Mississippi	1-0	4.50	9	1	0	3	0	0	12	13	8	6	1	1	4	0	7	0	0	.283
	Gwinnett	4-3	3.48	31	6	0	6	0	0	77.2	72	30	30	4	4	11	0	58	1	0	.246
2020	—ATLANTA	<i>DID NOT PLAY — No Minor League Season</i>																			
MAJOR TOTALS	0-0	6.94	12	0	0	5	0	0	11.2	20	10	9	0	0	4	3	9	0	0	.392	
MINOR TOTALS	33-18	2.58	374	7	0	161	0	43	548.1	493	187	157	22	23	114	9	425	5	2	.240	

2020 SEASON

- ◆ Was a non-roster invitee to **Braves** Spring Training.
- ◆ Did not get selected to Atlanta's Player Pool for regular season.
- ◆ Elected free agency, Nov. 2.

CAREER HIGHLIGHTS

- ◆ Made Major League debut with Texas, June 15, 2014 at Seattle and retired all three batters faced.
- ◆ Has totaled 12 Major League appearances; eight games with Rangers (June 15-July 3, 2014) and four with Brewers in Sept. 2016.
- ◆ Pitched in 374 career minor league games across 10 seasons in Dodgers, Cubs, Orioles, Blue Jays, Brewers, Mets, Reds and Braves organizations.
- ◆ Selected as 2016 and 2019 International League All-Star.
- ◆ Honored as Texas *MILB.com* Organization All-Star in 2012 and 2013.
- ◆ In 2012 with Adv.-A Myrtle Beach, was Carolina League Post-Season All-Star and *MILB.com* Staff Choice for Best Relief Pitcher in Carolina League.

CAREER TRANSACTIONS

- ◆ June 8, 2010...Selected by **Rangers** in 22nd round of First-Year Player Draft (signed June 14, 2010).
- ◆ Jan. 20, 2015...Signed with **Dodgers** as minor league free agent.
- ◆ Apr. 9, 2015...Traded by **Dodgers** with C Chis O'Brien to **Orioles** for RHP Ryan Webb, C Brian Ward and 2015 competitive balance round B pick.
- ◆ July 5, 2015...Signed with **Cubs** as minor league free agent.

ROWEN

2021 LOS ANGELES ANGELS



- ◆ Aug. 3, 2015...Selected off waivers from **Cubs** by **Blue Jays**.
- ◆ Aug. 4, 2016...Selected off waivers from **Blue Jays** by **Brewers**.
- ◆ Dec. 15, 2016...Signed with **Mets** as minor league free agent.
- ◆ Feb. 19, 2018...Signed with **Reds** as minor league free agent.
- ◆ Jan. 18, 2019...Signed with **Braves** as minor league free agent.
- ◆ Oct. 22, 2019...Signed with **Braves** as minor league free agent.
- ◆ Dec. 14, 2020...Signed with **Angels** as minor league free agent.

PERSONAL/MISC

- ◆ Benjamin Ramon Rowen...On Twitter: @B_Rowen.
- ◆ Played in Arizona Fall League following 2012 season.
- ◆ Pitched for Leones del Caracas in 2012-13 Venezuelan Winter League and Leones del Escogido in 2016-17 Dominican Winter League.
- ◆ Graduated from Palos Verdes HS (Palos Verdes Estates, CA) helping Sea Kings to Pioneer League title and the CIF Division IV championship as a senior in 2006.
- ◆ Pitched with sidearm delivery at Palos Verdes before switching to submarine delivery at end of high school.
- ◆ Began collegiate career at Los Angeles Harbor College, where he earned team MVP honors and was All-South Coast Conference First Team as a sophomore before transferring to Virginia Tech...With the Hokies, teammates included Royals RHP Jesse Hahn, Diamondbacks LHP Joe Mantiplay and Angels Social and Digital Communications Manager Danny Farris.
- ◆ Played four years as a defenseman for Los Angeles Junior Kings hockey team.
- ◆ Favorite football team is Buffalo Bills...From ages 2-9, lived in East Aurora, New York...Extended family remains in Buffalo suburbs.



ROWEN





2021 LOS ANGELES ANGELS

PATRICK SANDOVAL #43

BORN: OCT. 18, 1996 **OPENING DAY AGE:** 24
BIRTHPLACE: MISSION VIEJO, CA **RESIDES:** MISSION VIEJO, CA
MLB SERVICE: 167 DAYS
ACQUIRED: FROM HOUSTON FOR C MARTÍN MALDONADO, JULY 26, 2018
SIGNED THRU: 2021; UNDER CLUB CONTROL; 2 OPTIONS REMAINING



LHP

HEIGHT: 6-3

WEIGHT: 190

BATS: L

THROWS: L

SANDOVAL'S LIFETIME PITCHING RECORD

Year	Club	W-L	ERA	G	GS	CG	GF	SHO	SV	IP	H	R	ER	HR	HB	BB	IBB	SO	WP	BK	BAA
2015	Astros (GCL)	0-3	6.08	6	6	0	0	0	0	13.1	22	12	9	1	0	4	0	11	3	0	.349
2016	Greenville	2-3	5.30	13	8	0	2	0	0	52.2	53	32	31	4	1	25	0	51	2	0	.266
2017	Buies Creek	0-1	10.13	1	0	0	0	0	0	2.2	4	3	3	0	0	1	0	2	0	0	.333
	Tri-City	1-1	3.79	4	4	0	0	0	0	19	19	8	8	0	0	6	0	28	2	0	.257
	Quad Cities	2-2	3.83	9	7	0	2	0	1	40	38	25	17	1	1	16	0	48	7	0	.244
2018	Quad Cities	7-1	2.49	14	10	0	1	0	1	65	58	22	18	4	0	11	0	71	2	0	.231
	Buies Creek	2-0	2.74	5	3	0	1	0	1	23	12	8	7	1	1	4	0	26	2	1	.156
	Inland Empire	1-0	0.00	3	3	0	0	0	0	14.2	6	0	0	0	1	6	0	21	1	1	.118
	Mobile	1-0	1.37	4	4	0	0	0	0	19.2	12	3	3	0	0	8	0	27	3	1	.174
2019	Mobile	0-3	3.60	5	4	0	1	0	0	20	14	10	8	1	0	7	0	32	7	0	.187
	Salt Lake	4-4	6.41	15	15	0	0	0	0	60.1	84	62	43	7	2	35	0	66	4	1	.319
	LAA	0-4	5.03	10	9	0	0	0	0	39.1	35	22	22	6	1	19	0	42	4	1	.240
2020	LAA	1-5	5.65	9	6	0	0	0	0	36.2	37	26	23	10	0	12	0	33	2	0	.252
MAJOR TOTALS		1-9	5.33	19	15	0	0	0	0	76	72	48	45	16	1	31	0	75	6	1	.246
MINOR TOTALS		20-18	4.01	79	64	0	7	0	3	330.1	322	185	147	19	6	123	0	383	33	4	.250

2020 SEASON

- ◆ Entered year ranked by *Baseball America* as #6 prospect in **Angels** organization.
- ◆ In second Major League season, made nine appearances (six starts) for Angels across three stints in Majors.
- ◆ Made Opening Day roster for first time in career.
- ◆ Earned first Major League win Sept. 23 at San Diego after tossing three scoreless innings in relief...Victory came in 18th career Major League appearance...His 70.1 career innings pitched entering the game were the most in Angels history at the time of earning a first career win.
- ◆ Held opponents to a .108 (4/37) average against his slider.
- ◆ Pitched to a 3.18 ERA (11.1 IP - 4 ER) in three relief outings, compared with a 6.75 ERA (25.1 IP - 19 ER) in six starts.

MAJOR LEAGUE SUMMARY

2019

- ◆ Made Major League debut in relief with **Angels** (after Taylor Cole opened), Aug. 5 at Cincinnati (5 IP, 3 H, 2 ER, 2 BB, 8 SO)... Eight strikeouts were second-most in MLB debut in Angels history (Rudy May - 10 SO, Apr. 18, 1965 vs. DET).
- ◆ Had at least eight strikeouts in two of first five Major League outings, joining Bo Belinsky and Jered Weaver as only Angels to do so.
- ◆ Held opponents to a .063 (1/16) average against his curveball and a .196 (7/46) average against his changeup.
- ◆ Began year with Double-A **Mobile** and held opponents to a .187 (14/75) average across five appearances with 32 strikeouts across 20 innings pitched before being promoted to Triple-A **Salt Lake** May 4.
- ◆ Totaled 15 starts for Bees and compiled 66 strikeouts in 60.1 innings...Allowed three-or-fewer earned runs in 10 of 15 games.

NOTABLE MINOR LEAGUE AWARDS AND HONORS

- ◆ **2018** Midwest League Mid-Season All-Star.

CAREER TRANSACTIONS

- ◆ June 10, 2015...Drafted by **Astros** in 11th round of 2015 First-Year Player Draft (signed July 7, 2015).
- ◆ July 26, 2018...Traded by **Astros** with international pool space to **Angels** for C Martín Maldonado.

SANDOVAL



2021 LOS ANGELES ANGELS



PERSONAL/MISC

- ◆ Patrick Jordan Sandoval...On Twitter: @P_Sandoval16.
- ◆ Represented Angels at Honda Center, Jan. 29, 2020 for Anaheim Ducks' "Angels Night" alongside Joe Maddon, Griffin Canning, David Fletcher and Ty Burrety.
- ◆ Attended Mission Viejo HS (CA), where he played baseball and football (was a wide receiver and punter)...In 2014 played for Mission Viejo in CIF-SS West Valley Finals football game at Angel Stadium in a victory over Vista Murrieta HS.
- ◆ Committed to play college baseball at USC, before signing with Astros following 2015 First-Year Player Draft.
- ◆ Regularly attended games at Angel Stadium with family growing up...Favorite team was Los Angeles Dodgers.
- ◆ Wrote an elementary school book report on his favorite childhood baseball player, Albert Pujols.
- ◆ Originally signed by Astros scout Brad Budzinski.

MAJOR LEAGUE HITTING TOTALS

AVG	AB	H	HR	RBI
.000	2	0	0	0

CAREER FIELDING

POS	PCT	G	PO	A	E	TC	DP
P	.857	19	3	9	2	14	0

SANDOVAL'S CAREER HIGHS

SEASON		GAME	
Wins	1 — 2020	SO	9 — 8/28/19 vs. TEX
Losses	5 — 2020	IP	6.0 — Twice; last, 8/14/20 vs. LAD
ERA	5.03 — 2019	R	5 — 3 times; last, 8/24/20 at HOU
IP	39.1 — 2019	ER	5 — Twice; last, 8/24/20 at HOU
SO	42 — 2019	BB	4 — 8/11/19 at BOS
		H	8 — 8/21/19 at TEX

SANDOVAL



MICHELLE CAREW COMMUNITY COURTYARD

Dedicated Sept. 17, 1999

The Michelle Carew Community Courtyard features a bronze statue bust of Michelle with the family's Rottweiler dog Hunter. The statue is placed in the Angel Stadium perimeter plaza, located just inside Gate 3.

Michelle Carew passed away April 17, 1996 at the age of 18 after a courageous battle with leukemia. Michelle, daughter of former Angel and Hall of Famer Rod Carew, became ill Sept. 10, 1995 and was diagnosed with acute non-lymphocytic leukemia (ANLL), Sept. 18. In the months that followed, the Carew family went on a nationwide publicity campaign that generated more than 70,000 phone calls to the National Bone Marrow Program. As a result, phone calls from minorities more than doubled weekly, and overall donor registration increased by 33 percent.

INSCRIPTION: *This courtyard was dedicated September 17th 1999 in loving memory of Michelle Carew. Her spirited battle against leukemia raised awareness of the National Marrow Donor Program throughout this country. In the process, her legacy has saved countless lives. "When she went to sleep, she woke up the world."*





2021 LOS ANGELES ANGELS

SCOTT SCHEBLER

#44

BORN: OCT. 6, 1990

OPENING DAY AGE: 30

BIRTHPLACE: CEDAR RAPIDS, IA

RESIDES: BUCKEYE, AZ

MLB SERVICE: 3 YEARS, 54 DAYS

ACQUIRED: SIGNED AS MINOR LEAGUE FREE AGENT, NOV. 20, 2020

SIGNED THRU: 2021



OUTFIELDER

HEIGHT: 6-1

WEIGHT: 230

BATS: L

THROWS: R

NON-ROSTER INVITEE

SCHEBLER'S LIFETIME PLAYING RECORD

Year	Club	AVG	G	AB	R	H	2B	3B	HR	RBI	SH	SF	HBP	BB	IBB	SO	SB	CS	GDP	OBP	SLG	E
2010	Dodgers (AZL)	.294	5	17	3	5	0	2	0	1	0	0	0	1	0	5	1	0	0	.333	.529	0
2011	Ogden	.285	70	295	44	84	17	8	13	58	0	2	5	13	2	97	1	1	4	.324	.529	2
2012	Great Lakes	.260	137	515	67	134	32	8	6	67	2	3	10	30	3	99	17	11	8	.312	.388	5
2013	R. Cucamonga	.296	125	477	95	141	29	13	27	91	4	3	15	35	0	140	16	5	5	.360	.581	6
2014	Chattanooga	.280	135	489	82	137	23	14★	28★	73	1	3	22	45	4	110	10	4	8	.365	.556★	7
2015	Oklahoma City	.241	121	432	57	104	16	9	13	50	0	1	12	40	8	93	15	2	6	.322	.410	5
	L.A. DODGERS	.250	19	36	6	9	0	0	3	4	0	0	1	3	1	13	2	1	0	.325	.500	0
2016	CINCINNATI	.265	82	257	36	68	12	2	9	40	0	0	6	19	2	59	2	4	5	.330	.432	3
	Louisville	.311	75	289	40	90	18	8★	13	43	0	2	9	19	3	59	2	0	5	.370	.564	1
2017	CINCINNATI	.233	141	473	63	110	25	2	30	67	0	5	14	39	5	125	5	3	7	.307	.484	5
	Louisville (1)	.333	3	9	1	3	1	0	0	1	0	0	0	2	0	1	0	0	0	.455	.444	1
2018	CINCINNATI	.255	107	380	55	97	19	0	17	49	0	2	9	39	1	99	4	2	5	.337	.439	6
	Louisville (1)	.231	8	26	3	6	1	0	1	2	0	0	0	5	0	6	0	0	0	.355	.385	0
	Pensacola (1)	.154	7	26	2	4	1	0	0	1	0	0	0	2	0	4	0	0	3	.214	.192	1
2019	CINCINNATI	.123	30	81	11	10	2	0	2	7	0	0	0	14	0	27	0	1	3	.253	.222	1
	Louisville	.216	53	194	18	42	6	0	5	17	0	2	4	12	1	51	0	1	2	.274	.325	1
	Reds (AZL) (1)	.500	1	4	1	2	0	0	0	1	0	0	0	0	0	0	0	0	0	.500	.500	0
2020	ATLANTA	.000	1	1	0	0	0	0	0	0	0	0	0	0	0	0	0	0	0	.000	.000	0
MAJOR TOTALS		.239	380	1228	171	294	58	4	61	167	0	7	30	114	9	323	13	11	20	.318	.442	15
MINOR TOTALS		.271	740	2773	413	752	144	62	106	405	7	16	77	204	21	665	62	24	41	.336	.483	29

★ led or tied for league lead

(1) rehab assignment

2020 SEASON

- ◆ Was part of **Reds** Player Pool and worked out at Alternate Training Site in Mason, OH before being designated for assignment, July 19.
- ◆ On Opening Day (July 24) was traded by **Reds** to **Braves** for cash considerations.
- ◆ Made only appearance of season Aug. 5 vs. Toronto...Grounded out as a pinch hitter in 8th inning in only plate appearance and finished game in right field.
- ◆ Designated for assignment Aug. 6...Outrighted to Alternate Training Site in Gwinnett, GA for remainder of year.

CAREER HIGHLIGHTS

- ◆ Made Major League debut with **Dodgers**, June 5, 2015 vs. St. Louis...Started in left field and singled in first at-bat.
- ◆ Recorded first career home run, Sept. 4, 2015 at San Diego (off James Shields)...Also stole a base in that game, to join Jose Offerman (Aug. 19, 1990 vs. MON) as only **Dodgers** with a HR and SB in the same game, within first three career games.
- ◆ Tied for first among N.L. rookies in 2016 in outfield assists (5), and ranked tied for seventh in RBI (40), eighth in hitting (.265), and tied for eighth in multi-hit games (18).
- ◆ In 2017, became seventh right fielder in **Reds** history to produce at least 30 HR (Jay Bruce-3, Frank Robinson-3, Dave Parker-2, Wally Post-2, Ival Goodman and Ken Griffey Jr.)...Also joined Joey Votto (36) and Adam Duvall (31) to produce the fourth 30-homer trio in **Reds** history (1956, 1970, 2007).
- ◆ Was an *MLB.com* Organization All-Star in 2013 and 2014 with **Dodgers** and in 2016 with **Reds**.
- ◆ Has hit for cycle twice in minor leagues (6/1/14 for **Chattanooga** vs **Mobile** & 7/26/16 for **Louisville** vs **Charlotte**).



2021 LOS ANGELES ANGELS



CAREER TRANSACTIONS

- ◆ June 8, 2010...Selected by **Dodgers** in 26th round of 2010 First-Year Player Draft (signed by Dodgers scout Scott Little).
- ◆ Dec. 16, 2015...Traded by **Dodgers** with INF Brandon Dixon and INF Jose Peraza to **Reds** as part of three-team, seven-player deal with White Sox...Dodgers received OF Trayce Thompson, INF Micah Johnson and RHP Frankie Montas from White Sox...White Sox received INF Todd Frazier from Reds.
- ◆ July 24, 2020...Traded by **Reds** to **Braves** for cash considerations.
- ◆ Nov. 20, 2020...Signed as minor league free agent with **Angels**.

PERSONAL/MISC

- ◆ Scott Anthony Schebler (SHEB-ler).
- ◆ Parents both work as engineers in Iowa.
- ◆ Made Reds Opening Day roster each year from 2016-19.
- ◆ Received 2013 Branch Rickey Award as Dodgers Minor League Player of the Year.
- ◆ Played in Arizona Fall League following 2014 season and was named to the All-Prospects team.
- ◆ Attended Cedar Rapids Prairie HS (Cedar Rapids, IA) where he played baseball, football, basketball, soccer and competed in track & field (baseball is considered a summer sport in Iowa)...Set school track records in 55-meter sprint, long jump and 800-meter relay.
- ◆ Played one season in 2010 at Des Moines Area Community College, where he was a second-team National Junior College Athletic Association All-American, Iowa Community College Athletic Conference Player of the Year, first-team ICCAC All-Region and All-North Plain District...Led DMAAC in hitting (.446), runs scored (81), HR (20), slugging percentage (.877) and walks (30) while ranking second in hits (91), doubles (22), triples (3) and RBI (82).
- ◆ Played for Green Bay Bullfrogs in Northwoods League in 2010.
- ◆ Committed to play collegiately at Wichita State University before electing to sign with Dodgers.

SCHEBLER



BASEBALL AMERICA'S TOP ANGELS PROSPECTS

2014

1. Taylor Lindsey, 2B
2. C.J. Cron, 1B
3. Kaleb Cowart, 3B
4. R.J. Alvarez, RHP
5. Mark Sappington, RHP
6. Hunter Green, LHP
7. Ricardo Sanchez, RHP
8. Alex Yarbrough, 2B
9. Zach Borenstein, OF
10. Cam Bedrosian, RHP

2018

1. Shohei Ohtani, RHP/DP
2. Jo Adell, OF
3. Jahmai Jones, OF
4. Kevin Maitan, SS
5. Brandon Marsh, OF
6. Jaime Barria, RHP
7. Chris Rodriguez, RHP
8. Matt Thaiss, 1B
9. Griffin Canning, RHP
10. Michael Hermosillo, OF

2015

1. Andrew Heaney, LHP
2. Sean Newcomb, LHP
3. Cam Bedrosian, RHP
4. Chris Ellis, RHP
5. Joe Gatto, RHP
6. Victor Alcantara, RHP
7. Kyle Kubitz, 3B
8. Roberto Baldoquin, SS
9. Alex Yarbrough, 2B
10. Nick Tropeano, RHP

2019

1. Jo Adell, OF
2. Griffin Canning, RHP
3. Brandon Marsh, OF
4. José Suarez, LHP
5. Jahmai Jones, INF
6. Luis Rengifo, INF
7. Jordyn Adams, OF
8. Matt Thaiss, INF
9. Ty Buttrey, RHP
10. José Soriano, RHP

2016

1. Taylor Ward, C
2. Jahmai Jones, OF
3. Nate Smith, LHP
4. Victor Alcantara, RHP
5. Jake Jewell, RHP
6. Grayson Long, RHP
7. Joe Gatto, RHP
8. Kaleb Cowart, 3B
9. Jaime Barria, RHP
10. Chad Hinshaw, OF

2020

1. Jo Adell, OF
2. Brandon Marsh, OF
3. Jordyn Adams, OF
4. Jeremiah Jackson, INF
5. Chris Rodriguez, RHP
6. Patrick Sandoval, LHP
7. José Soriano, RHP
8. Aroel Vera, SS
9. Hector Yan, LHP
10. Kyren Paris, SS

2017

1. Jahmai Jones, OF
2. Matt Thaiss, 1B
3. Alex Meyer, RHP
4. Brandon Marsh, OF
5. Nate Smith, LHP
6. Taylor Ward, C
7. Grayson Long, RHP
8. Chris Rodriguez, RHP
9. Keynan Middleton, RHP
10. Jaime Barria, RHP

2021

1. Jo Adell, OF
2. Brandon Marsh, OF
3. Chris Rodriguez, RHP
4. Reid Detmers, LHP
5. Jordyn Adams, OF
6. Jeremiah Jackson, INF
7. Jack Kochanowicz, RHP
8. Hector Yan, LHP
9. Kyren Paris, SS
10. Oliver Ortega, RHP



2021 LOS ANGELES ANGELS

AARON SLEGERS

#57

BORN: SEPT. 4, 1992

BIRTHPLACE: LONG BEACH, CA

MLB SERVICE: 1 YEAR, 86 DAYS

ACQUIRED: FROM TAMPA BAY FOR PTBNL OR CASH CONSIDERATIONS, FEB. 8, 2021

SIGNED THRU: 2021; UNDER CLUB CONTROL; 1 OPTION REMAINING

OPENING DAY AGE: 28

RESIDES: SCOTTSDALE, AZ



RHP

HEIGHT: 6-10

WEIGHT: 260

BATS: R

THROWS: R

SLEGERS' LIFETIME PITCHING RECORD

Year	Club	W-L	ERA	G	GS	CG	GF	SHO	SV	IP	H	R	ER	HR	HB	BB	IBB	SO	WP	BK	BAA
2013	— Elizabethton	0-0	0.47	9	0	0	4	0	3	19	16	2	1	0	1	2	0	18	0	0	.246
2014	— Cedar Rapids	7-7	4.53	20	20	1	0	0	0	113.1	118	66	57	7	7	20	0	90	11	1	.268
	Fort Myers	2-1	3.32	3	3	0	0	0	0	19	14	7	7	2	2	4	0	12	0	0	.209
2015	— Fort Myers	8-6	2.87	19	19	3	0	1	0	119.1	103	48	38	4	7	21	0	80	7	0	.227
	Chattanooga	1-4	4.91	6	6	0	0	0	0	36.2	40	22	20	3	2	12	0	24	2	0	.282
2016	— Chattanooga	10-7	3.41	25	25	0	0	0	0	145.1	137	61	55	11	12	46	0	104	5	0	.258
2017	— Rochester	★15-4	3.40	24	24	1	0	1	0	148.1	154	59	56	11	2	29	0	119	6	2	.266
	MINNESOTA	0-1	6.46	4	3	0	0	0	0	15.1	12	12	11	3	0	6	0	9	0	0	.211
2018	— Rochester	5-7	3.80	15	15	1	0	0	0	85.1	85	41	36	12	4	19	0	57	0	0	.263
	MINNESOTA	1-1	5.27	4	2	0	1	0	0	13.2	17	8	8	3	1	2	0	6	0	0	.298
2019	— Durham	6-7	5.05	26	15	1	4	0	0	112.1	130	72	63	22	7	28	1	80	4	0	.290
	TAMPA BAY	0-0	3.00	1	0	0	1	0	1	3	3	1	1	1	1	0	0	0	0	0	.273
2020	— TAMPA BAY	0-0	3.46	11	1	0	3	0	2	26	18	10	10	1	2	5	2	19	0	0	.194
MAJOR TOTALS	1-2	4-66	20	6	0	5	0	3	58	50	31	30	8	4	13	2	34	0	0	.229	
MINOR TOTALS	54-43	3.75	147	127	7	8	2	3	798.2	797	378	333	72	44	181	1	584	35	3	.261	

★ led or tied for league lead

Disabling Injuries: 2018 — Right shoulder inflammation; disabled July 14 (retro to July 11) - Sept. 25

2020 SEASON

- ◆ Made 11 appearances (one start) across three stints with **Rays**...Worked 2+ innings in nine of 11 outings, including each of last eight appearances from Aug. 22 through end of regular season...Also spent time at Rays **Alternate Training Site** in Port Charlotte, Fla.
- ◆ After allowing five runs in two innings pitched in season debut, Aug. 12 at Boston, pitched to a 1.88 ERA (24 IP - 5 ER) with two saves and allowed just one extra-base hit (a double, Sept. 5 vs. MIA) across his final 10 appearances.
- ◆ Start on Aug. 22 vs. Toronto, was his first since July 10, 2018 vs. Kansas City (with MIN)...Retired 12 of his 13 batters faced; only baserunner came on a E4 (fielding) to start 3rd inning...Marked longest outing since July 5, 2018 vs. Baltimore (6 IP).
- ◆ Had streak of 9.2 consecutive hitless innings (with zero walks) from Aug. 16-Sept. 2, spanning parts of five outings.
- ◆ Recorded third career save, pitching final three innings of a 4-3 win vs. Phillies, Sept. 26...Became second reliever in Club history to record a save and induce two GDP in a game, joining J.P. Howell, April 17, 2008 at MIN.

HALO HEIGHT

At 6'10", Slegers could become tallest player in Angels history, if he appears in a regular season game.

The record is currently held by RHP Alex Meyer (6'9").

MAJOR LEAGUE SUMMARY

2019

- ◆ Made his only Major League appearance of season with **Rays**, Aug. 23 at Baltimore, and recorded a three-inning save in Tampa Bay's 7-1 victory (SV; 3 IP, 3 H, 1 ER, 1 HR, 1 HBP)...Became tallest player in franchise history, passing Jeff Niemann (6'9") and Mark Hendrickson (6'9")...Was sixth pitcher to record a save in Rays debut, first since Dale Thayer on May 22, 2009 at Florida.
- ◆ Spent majority of season with Triple-A **Durham**, making 26 appearances (15 starts).
- ◆ Began calendar year in **Twins** organization...Was claimed off waivers by **Pirates**, Jan. 11 and traded to **Rays**, Mar. 30 for cash considerations.



2021 LOS ANGELES ANGELS



2018

- ◆ Made four appearances (two starts) over three stints with **Twins**, including first career win, July 5 vs. Baltimore (W; 6 IP, 3 H, 1 ER, 1 BB, 2 SO, 1 HR, 1 HBP).
- ◆ Totaled 15 starts during time with Triple-A **Rochester**.
- ◆ Missed most of second half on disabled list with right shoulder inflammation...Made one relief appearance, Sept. 28 in second game of doubleheader vs. White Sox after returning from injury.

2017

- ◆ Made Major League debut with **Twins**, Aug. 17, with start in second game of doubleheader vs. Cleveland (ND; 6.1 IP, 2 H, 2 ER, 2 BB, 3 SO, 1 HR)...Was selected as 26th man for doubleheader.
- ◆ Compiled four outings for Minnesota across two stints in Majors.
- ◆ Named Twins Minor League Pitcher of the Year...His 15 wins for **Rochester** led all Triple-A pitchers...Ranked third among Twins minor leaguers with 119 SO and seventh in International League with a 3.40 ERA (148.1 IP - 56 ER).

NOTABLE MINOR LEAGUE AWARDS AND HONORS

- ◆ **2018** Twins Minor League Pitcher of the Year.

POSTSEASON SUMMARY

- ◆ Made postseason debut in **2020** with **Rays**...Did not appear during Tampa Bay's Wild Card Series sweep vs. Toronto...First appearance came in Game 4 of ALDS at Yankee Stadium (1.1 IP, 3 H, 1 ER, 1 SO)...Worked 3.2 scoreless innings across two outings in ALCS vs. Houston...Was not selected to Rays World Series roster.

DIVISION SERIES TOTALS

Year	Club, Opp.	W-L	ERA	G	GS	CG	SHO	SV	IP	H	R	ER	BB	SO
2020	— TB, NYY	0-0	6.75	1	0	0	0	0	1.1	3	1	1	0	1

CHAMPIONSHIP SERIES TOTALS

Year	Club, Opp.	W-L	ERA	G	GS	CG	SHO	SV	IP	H	R	ER	BB	SO
2020	— TB, HOU	0-0	0.00	2	0	0	0	0	3.2	1	0	0	2	2

CAREER TRANSACTIONS

- ◆ June 7, 2013...Selected by **Twins** in fifth round of First-Year Player Draft (signed June 28, 2013).
- ◆ Jan. 11, 2019...Claimed off waivers from **Twins** by **Pirates**.
- ◆ Mar. 30, 2019...Traded by **Pirates** to **Rays** in exchange for cash considerations.
- ◆ Jan. 13, 2020...Signed by **Rays** as minor league free agent.
- ◆ Feb. 8, 2021...Traded by **Rays** to **Angels** in exchange for a player to be named later or cash considerations.

PERSONAL/MISC

- ◆ Aaron Allan Slegers (SLEH-gurs)...On Twitter: @aslegers.
- ◆ Originally signed by Twins scout Jeff Pohl.
- ◆ Pitched collegiately at Indiana University.
- ◆ Aaron and fiancée, Courtney, were engaged in Nov. 2020 and plan to be married this December in Arizona...They met at a pilates class, one of Aaron's preferred wellness activities.
- ◆ Pitched just two varsity innings in high school career at Notre Dame Prep HS (Scottsdale, AZ) due to injury...As a result, he didn't qualify as a varsity letterman in baseball...Rapid growth between junior and senior year of high school resulted in about eight inches over the course of a calendar year...Suffered tremendous discomfort in his joints and back as his body worked to adjust.
- ◆ Also played basketball in high school and made his only three-point shot attempt.
- ◆ Was last Rays pitcher to appear in a game prior to official announcement of 2020 shutdown of Spring Training...While in Rays clubhouse, saw a report on ESPN that Spring Training would be halted just prior to entering game.
- ◆ Spent 2020 quarantine at home in Arizona...Worked out with fellow Hoosier Caleb Baragar of the Giants to stay ready for a return to full baseball activities.
- ◆ Capitalized on time surrounding the delayed 2020 season to finish work on business management degree from Indiana...Began year just 15 credits shy and was able to complete nearly all of them prior to the 2020 regular season...Fit final three credits into mornings once the season began; toughest class was corporate finance.
- ◆ Played club baseball for Arizona Diamondbacks Scout Team in 2009 and 2010
- ◆ Favorite player growing up was Randy Johnson.

CAREER FIELDING

POS	PCT	G	PO	A	E	TC	DP
P	1.000	20	3	7	0	10	0

SLEGERS





2021 LOS ANGELES ANGELS



LIVAN SOTO

#94

BORN: JUNE 22, 2000
BIRTHPLACE: VALENCIA, VZ
ACQUIRED: SIGNED AS MINOR LEAGUE FREE AGENT, DEC. 15, 2017
SIGNED THRU: 2021; UNDER CLUB CONTROL; 3 OPTIONS REMAINING

OPENING DAY AGE: 20
RESIDES: ORLANDO, FL

INFIELDER

HEIGHT: 6-0

WEIGHT: 160

BATS: L

THROWS: R

NON-ROSTER INVITEE

SOTO'S LIFETIME PLAYING RECORD

Year	Club	AVG	G	AB	R	H	2B	3B	HR	RBI	SH	SF	HBP	BB	IBB	SO	SB	CS	GDP	SLG	OBP	E
2017	— Braves (GCL)	.225	47	173	24	39	5	0	0	14	3	3	2	27	0	26	7	3	3	.254	.332	12
2018	— Orem	.291	44	172	31	50	10	0	0	11	0	1	3	24	0	24	9	3	4	.349	.385	20
2019	— Burlington	.220	64	245	24	54	5	0	1	20	2	2	1	32	0	40	6	2	7	.253	.311	10
	Angels (AZL)	.214	7	28	4	6	2	0	0	1	0	0	0	1	0	4	0	2	1	.286	.241	2
2020	— LAA	<i>DID NOT PLAY — No Minor League Season</i>																				
MINOR TOTALS		.241	162	618	83	149	22	0	1	46	5	6	6	84	0	94	22	10	15	.282	.335	44

2020 SEASON

- ◆ Did not get selected to Angels Player Pool for 2020 season.

CAREER HIGHLIGHTS

- ◆ Named by *Baseball America* as Best Defensive Infielder in Angels system each year from 2019-2021.
- ◆ Ranked among Club leaders with Orem in 2018 in stolen bases (T2nd; 9), runs (3rd; 31), walks (3rd; 24), doubles (T4th; 10) and hits (5th; 50).

CAREER TRANSACTIONS

- ◆ July 2, 2016...Signed by **Braves** as international free agent (signed by Braves scout Rolando Petit).
- ◆ Dec. 15, 2017...Signed by **Angels** as minor league free agent.

PERSONAL/MISC

- ◆ Livan Enrique Soto Flores.
- ◆ 2021 marks first appearance in Major League Spring Training camp.
- ◆ Is the youngest player in 2021 Angels Spring Training camp...Soto and Jeremiah Jackson (born 3/26/2000) are the first two players born in the 2000s to attend an Angels big league camp.
- ◆ Following the 2017 season, was one of 12 Braves prospects declared free agents by Major League Baseball as punishment for violating international signing rules.
- ◆ Enters 2021 ranked by *Baseball America* as #22 prospect in Angels system...Has been among Angels Top 30 prospects each year since joining organization.



SOTO



2021 LOS ANGELES ANGELS



#33



MAX STASSI

BORN: MARCH 15, 1991

BIRTHPLACE: WOODLAND, CA

MLB SERVICE: 4 YEARS, 49 DAYS

ACQUIRED: FROM HOUSTON FOR OF RAIDER UCETA AND OF RAINIER RIVAS, JULY 31, 2019

SIGNED THRU: 2021; 2ND-YEAR ARB. ELIGIBLE; 0 OPTIONS REMAINING

OPENING DAY AGE: 30

RESIDES: YUBA CITY, CA

CATCHER

HEIGHT: 5-10

WEIGHT: 200

BATS: R

THROWS: R

STASSI'S LIFETIME PLAYING RECORD

Year	Club	AVG	G	AB	R	H	2B	3B	HR	RBI	SH	SF	HBP	BB	IBB	SO	SB	CS	GDP	SLG	OBP	E
2009	— Athletics (AZL)	.000	1	1	0	0	0	0	0	0	0	0	0	1	0	0	0	0	0	.000	.500	0
	Vancouver	.286	13	49	3	14	4	0	0	8	0	0	2	2	0	11	0	0	3	.340	.367	0
2010	— Kane County	.229	110	411	54	94	21	1	13	51	1	3	5	45	1	141	3	3	12	.380	.310	14
2011	— Stockton	.231	31	121	22	28	6	0	2	19	0	0	2	16	0	22	1	1	4	.331	.331	-
2012	— Stockton	.268	84	314	48	84	18	0	15	45	0	11	8	27	0	83	3	1	5	.468	.331	5
2013	— Corpus Christi	.277	76	289	40	80	20	1	17	60	2	5	8	19	1	68	1	1	11	.529	.333	6
	HOUSTON	.286	3	7	0	2	0	0	1	0	0	0	1	0	0	2	0	0	1	.286	.375	0
2014	— Oklahoma City	.247	101	392	49	97	20	2	9	45	3	2	6	22	1	103	1	0	14	.378	.296	3
	HOUSTON	.350	7	20	2	7	2	0	0	4	0	0	0	0	0	6	0	0	0	.450	.350	1
2015	— Fresno	.211	84	294	37	62	8	2	13	43	2	3	3	26	1	93	1	1	4	.384	.279	2
	HOUSTON	.400	11	15	4	6	0	0	1	2	1	0	0	1	0	5	0	0	1	.600	.438	0
2016	— Fresno	.230	69	243	21	56	12	1	7	32	1	0	2	20	0	65	1	0	7	.374	.294	1
	HOUSTON	.077	9	13	1	1	0	0	0	0	0	0	0	0	0	0	0	0	0	.077	.077	0
2017	— Fresno	.266	73	241	54	64	14	0	12	33	0	0	8	38	0	67	1	1	5	.473	.383	3
	HOUSTON	.226	88	221	28	50	13	0	8	27	0	0	6	23	0	74	0	0	6	.394	.316	1
	Corpus Christi (1)	.444	3	9	5	4	1	0	2	4	0	0	1	3	0	3	0	0	0	1.222	.615	0
2018	— HOUSTON	.226	88	221	28	50	13	0	8	27	0	0	6	23	0	74	0	0	6	.394	.316	2
2019	— HOUSTON	.167	37	90	4	15	1	0	1	3	0	0	1	7	0	34	0	0	1	.211	.235	2
	Round Rock (1)	.375	2	8	1	3	1	0	1	3	0	0	0	1	0	2	0	1	0	.875	.444	1
	Corpus Christi (1)	.375	2	8	1	3	1	0	1	2	0	0	0	0	0	3	0	0	0	.875	.375	0
	LAA	.071	20	42	3	3	0	0	2	0	2	0	5	0	15	0	0	0	2	.071	.163	0
2020	— LAA	.278	31	90	12	25	2	0	7	20	0	3	1	11	0	21	0	0	5	.533	.352	1
MAJOR TOTALS		.216	214	522	59	113	19	0	19	63	1	6	9	53	0	166	0	0	18	.362	.297	7
MINOR TOTALS		.247	649	2380	335	589	126	7	92	345	9	24	45	220	4	662	12	9	65	.422	.320	35

(1) rehab assignment

Disabling Injuries: 2020 — Right quad strain and knee bruise; disabled Aug. 21 - Sept. 6

2019 — Left knee soreness; disabled May 26 - June 21

2017 — Left hand inflammation; disabled Aug. 25 - Nov. 2

2019 SEASON

- ◆ Despite shortened season, posted second most hits, home runs and RBI of career during h...Set new career highs in batting average, on-base percentage, slugging and OPS (min. 25 AB) during his second season with the Angels...Slugged .659 vs. left-handed pitching.
- ◆ Logged a career-high 1.2 bWAR, good for sixth on the team...Posted two DRS, tied for second on the Club and were tied for seventh by a big league catcher (min. 200 innings)
- ◆ Went 4-for-4 with two home runs, two runs scored and three RBI Sept. 22nd at Petco Park...Marked first career multi-home run game...Fourth Angels catcher to have at least four hits and two homers in a game joining Lance Parrish in 1990, Andy Allanson in 1995 and Bengie Molina in 2000.

CAREER SUMMARY

- ◆ Entering ninth big league season, all as a member of the A.L. West (2013-18 with the Astros and 2018-21 with the Angels)...Since the start of the 2018 season, his 26.6 framing rate is the second best by an American League catcher and fifth overall (min. 1000 innings caught) in the Majors according to *FanGraphs.com* (entering 2021)...For up to date list, click [HERE](#)...Made big league debut with Houston Aug. 20, 2013 vs. Texas, going 2-for-3...Started the game as the designated hitter...Singled in second career at-bat off Jason Frasor.





2021 LOS ANGELES ANGELS

MAJOR LEAGUE SUMMARY

2019

- ◆ Started season with **Astros** and played two stints in Houston...Played two games with both Triple-A **Round Rock** and Double-A **Corpus Christi**.
- ◆ During brief stint in the minors batted to a .375 (6/16) average with two doubles, two home runs, five RBI and a 1.287 OPS.
- ◆ Ranked third in league in strike rate (53.3%) and tied for 11th in runs from extra strikes (6) per *Baseball Savant*.
- ◆ Traded to **Angels** for OF Rainier Rivas and OF Raider Uteca...Played 20 games for Angels to close out season.
- ◆ Underwent right hip surgery at the end of the season.

2018

- ◆ Was named **Astros** Rookie of the Year by the Houston chapter of the BBWAA.
- ◆ Ranked second in league in runs from extra strikes (10) and third in strike rate (51.8%), per *Baseball Savant*... Made only two errors at catcher in 82 games for a .997 fielding percentage.
- ◆ Hit .340 (16/47) with four home runs, 20 RBI and 1.116 OPS with RISP...Hit to a .340 (17/50) in the month of May with nine runs, three home runs, 10 RBI, 32 TB and a 1.017 OPS.

2017

- ◆ Opened season with Triple-A **Fresno**...Posted a .266 (64/241) BA with 54 runs, 14 doubles, 12 home runs, 33 RBI and 114 TB.
- ◆ Went 2-for-4 with a homer and two RBI in his first Major League game of the season.
- ◆ Spent three games with Double-A **Corpus Christi** on a rehab assignment...Batted to a .444 (4/9) average with two home runs, four RBI and a 1.838 OPS.

2016

- ◆ Played majority of the year with **Fresno**...Batted .230 (56/243) with 12 doubles, seven home runs, 32 RBI and 20 walks.
- ◆ Had three stints in the Majors and played in nine total games.

2015

- ◆ Played 83 games with **Fresno** to start the season...Had 13 home runs and 43 RBI with the Grizzlies.
- ◆ Made nine appearances for the **Astros** and batted .400 (6/15) with two RBI and a 1.038 OPS.
- ◆ Hit his first career home run on Sept. 19 vs. Oakland.
- ◆ Held a .290 (20/69) BA in the month of August with 13 runs, five extra base hits and 16 RBI.

2014

- ◆ Entered season ranked as Astros No. 19 prospect.
- ◆ Made first Major League start at catcher on Sept. 10 at Seattle...Was also RHP Nick Tropeano's ML debut.
- ◆ Recorded a hit in five of his seven games with **Astros**...Batted .350 (7/20) with two doubles, four RBI with a .800 OPS.
- ◆ Played majority of the season with Triple-A **Oklahoma City** batting .247 (97/392) with 20 doubles, nine home runs, 45 RBI and 22 walks...Was named PCL Midseason All-Star.

2013

- ◆ Played majority of the season with Double-A **Corpus Christi**...Batted .277 (80/289) with 40 runs, 20 doubles, 17 home runs 60 RBI and a .863 OPS.
- ◆ Named TOPPS Texas League Player of the Month and Hooks Player of the Month for July...Batted .333 (29/87) over the course of the month with 17 runs, 11 home runs, 24 RBI and a 1.185 OPS.
- ◆ Made ML debut on Aug. 20 at Texas...Started at DH and went 2-for-3.
- ◆ Was named Player of the Week for Texas League twice (July 22 & Aug. 5)...Named MiLB Organization All-Star.

NOTABLE MINOR LEAGUE AWARDS AND HONORS

- ◆ **2017** Pacific Coast League Mid-Season All-Star
- ◆ **2014** Pacific Coast League Mid-Season All-Star
- ◆ **2013** MiLB.com Organization All-Star... Texas League Player of the Week (July 22 & Aug. 5)... Texas League Post-Season All-Star
- ◆ **2012** MiLB.com Organization All-Star... California League Player of the Week (July 23)
- ◆ **2010** Midwest League Mid-Season All-Star



2021 LOS ANGELES ANGELS



CAREER TRANSACTIONS

- ◆ June 10, 2009...Selected by **A's** in fourth round of 2009 First-Year Player Draft (signed Aug. 17, 2009).
- ◆ Feb. 4, 2013...Traded by **A's** to **Astros** with INF Chris Carter and RHP Brad Peacock for INF Jed Lowrie and RHP Fernando Rodriguez.
- ◆ July 31, 2019...Traded by **Astros** to **Angels** for OF Raider Uceta and OF Rainier Rivas.

PERSONAL/MISC

- ◆ Max Robert Stassi... On Twitter @MaxStassi10.
- ◆ During the 2020 offseason, along with teammate Ty Buttrey, held a Zoom call along to lift the spirits of patients at the Children's Hospital of Orange County (CHOC).
- ◆ Selected by the Oakland A's in the fourth round of the 2009 draft...Signed by Jermaine Clark.
- ◆ Son of Jim Stassi who spent two seasons in the Giants organization (1982-83), brother of Brock Stassi, who last played 2019 season in Giants organization, was drafted in the 33rd round by the Phillies in 2011...Is the great-nephew of Myril Hoag who played 13 seasons in Majors...Grandfather played for the Hollywood Stars in the 1940's while his great grandfather, Sam Stassi, played for the San Francisco Seals.
- ◆ Played with Team USA in 2006, winning gold in the Pan American Games, held in Barquisimeto, Venezuela.
- ◆ Along with his brother, Brock, held six charity events titled "Homers for the Hungry" which raised more than \$100,000 for local food banks.
- ◆ Attended Yuba City High School and graduated in 2009...Batted .538 his senior year with 38 RBI and was named Tri-County Conference Co-Player of the Year...Finished high school with an overall .513 BA...Had committed to play UCLA before being drafted in the fourth round of the 2009 draft.
- ◆ *Baseball America* ranked him as the Best Pure Hitter and Best Strike-Zone Judgement in his high school class.

CAREER FIELDING

POS	PCT	G	PO	A	E	TC	DP	PB
P	---	1	0	0	0	0	0	0
C	.995	195	1434	74	7	1515	8	15
1B	1.000	4	8	0	0	8	0	0

STASSI'S CAREER HIGHS

SEASON		GAME	
AVG	.278 — 2020	H	4 — 9/22/20 at SD
H	50 — 2018	HR	2 — 9/22/20 at SD
R	28 — 2018	R	3 — 4/19/18 vs. SEA
BB	23 — 2018	BB	2 — 2 times; last, 9/13/20 at COL
2B	13 — 2018	2B	2 — 5/7/18a at OAK
HR	8 — 2018	RBI	3 — 7 times; last, 9/22/20 at SD
RBI	27 — 2018	Hit Streak	8 — July 25 - Aug. 7, 2020



STASSI





2021 LOS ANGELES ANGELS

JOSÉ SUAREZ

#54

BORN: JAN. 3, 1998**OPENING DAY AGE:** 23**BIRTHPLACE:** NAGUANAGUA, VZ**RESIDES:** SAN DIEGO, VZ**MLB SERVICE:** 160 DAYS**ACQUIRED:** SIGNED AS INTERNATIONAL FREE AGENT, JULY 3, 2014**SIGNED THRU:** 2021; UNDER CLUB CONTROL; 1 OPTION REMAINING**LHP****HEIGHT: 5-10****WEIGHT: 225****BATS: L****THROWS: L**

SUAREZ'S LIFETIME PITCHING RECORD

Year	Club	W-L	ERA	G	GS	CG	GF	SHO	SV	IP	H	R	ER	HR	HB	BB	IBB	SO	WP	BK	BAA
2015—	Angels (DSL)	2-2	2.13	11	11	0	0	0	0	55	43	18	13	0	3	8	0	34	3	0	.215
	Angels (AZL)	1-1	5.60	4	2	0	0	0	0	17.2	28	15	11	0	2	4	0	12	4	1	.364
2016—	Angels (AZL)	1-3	5.36	11	5	0	0	0	0	40.1	48	31	24	1	1	13	0	46	1	2	.296
	Orem	0-1	0.00	1	1	0	0	0	0	4.1	6	5	0	0	0	1	0	7	0	0	.300
2017—	Burlington	5-1	3.62	12	12	0	0	0	0	54.2	49	25	22	7	2	18	0	71	1	1	.243
	Angels (AZL)	1-0	1.93	3	3	0	0	0	0	14	10	3	3	1	0	4	0	19	0	0	.208
2018—	Inland Empire	0-1	2.00	2	2	0	0	0	0	9	6	4	2	0	3	1	0	18	1	0	.182
	Mobile	2-1	3.03	7	7	0	0	0	0	29.2	34	11	10	0	1	8	0	51	4	0	.286
	Salt Lake	1-4	4.48	17	17	0	0	0	0	78.1	81	43	39	5	3	35	1	73	5	5	.268
2019—	Salt Lake	2-1	3.62	7	6	0	0	0	0	32.1	24	15	13	3	2	17	0	31	3	1	.202
	LAA	2-6	7.11	19	15	0	0	0	0	81	100	67	64	23	10	33	1	72	5	1	.304
2020—	LAA	0-2	38.57	2	2	0	0	0	0	2.1	10	10	10	1	1	5	0	2	1	0	.588
MAJOR TOTALS		2-8	7.99	21	17	0	0	0	0	83.1	110	77	74	24	11	38	1	74	6	1	.318
MINOR TOTALS		15-15	3.68	75	66	0	0	0	0	335.1	329	170	137	17	17	109	1	362	22	10	.257

Disabling Injuries: 2020 — disabled July 6 - Aug. .10

2020 SEASON

- ◆ Made two starts for **Angels** in second Major League season...Opened year on injured list before being reinstated and optioned to **Alternate Training Site**, Aug. 10.
- ◆ Was recalled from Alternate Training Site and made season debut Aug. 20 at San Francisco...Also started Game 1 of doubleheader, Aug. 25 at Houston before being optioned following the game...Remained in Long Beach for remainder of season.

MAJOR LEAGUE SUMMARY

2019

- ◆ Made first five appearances of season with Triple-A **Salt Lake** before making Major League debut with **Angels** June 2 at Seattle (W; 5.2 IP, 5 H, 3 ER, 3 BB, 4 SO).
- ◆ Totaled 19 appearances (15 starts) across five stints with Angels...Became fifth left-hander to make 10 starts for Angels before turning 22, joining: Frank Tanana (54), Marcelino Lopez (32), Jim Abbott (27) and Rudy May (19).
- ◆ At 21 years, 150 days during his debut, became youngest pitcher to appear for Angels since Tyler Chatwood in 2011 and youngest player since Mike Trout (21 years, 57 days) in 2012.
- ◆ Held opponents to a .254 (35/138) average against his changeup and has recorded 43 of his 73 strikeouts with the pitch.
- ◆ Left-handed batters registered a .202 (17/84) batting average against, compared with a .339 (83/245) average vs. right-handers.
- ◆ Earned both wins on season in day games...Was 2-2 with a 5.09 ERA (35.1 IP – 20 ER) in day games compared with a 0-4 record and 8.67 ERA (45.2 IP – 44 ER) at night.
- ◆ Selected to Angels 40-man roster, Nov. 20, 2018.

NOTABLE MINOR LEAGUE AWARDS AND HONORS

- ◆ **2018** Angels *MiLB.com* Organizational All-Star...Angels Minor League Pitcher of the Month (April).
- ◆ **2017** Angels *MiLB.com* Organizational All-Star.

CAREER TRANSACTIONS

- ◆ July 3, 2014...Signed by **Angels** as international free agent.

SUAREZ

2021 LOS ANGELES ANGELS



PERSONAL/MISC

- ◆ José Rances Suarez (SWAR-ez) Quintero...On Twitter: @rances_suarez.
- ◆ Become seventh Venezuelan pitcher to start for Angels, following Kelvin Escobar, Urbano Lugo, Jhoulys Chacin, Anthony Ortega, Luis Sanchez and Yusmeiro Petit.
- ◆ Entered 2019 ranked by *Baseball America* as #4 prospect in Angels organization...At conclusion of 2018 season was ranked by *MLB.com* as #8 prospect (#2 among pitchers) in Angels system.
- ◆ Ranked second in all of Minor League Baseball having struck out 42% of all batters faced in 2018.
- ◆ Named by *Baseball America* as having best changeup in Angels system following 2017 and 2018 seasons.
- ◆ Originally signed by Angels scouts Carlos Ramirez, Mauro Zerpa and Lebi Ochoa.

MAJOR LEAGUE HITTING TOTALS

AVG	AB	H	HR	RBI
.000	2	0	0	0

CAREER FIELDING

POS	PCT	G	PO	A	E	TC	DP
P	.882	21	4	11	2	17	0

SUAREZ'S CAREER HIGHS

SEASON		GAME	
Wins	2 — 2019	SO	7 — Twice; last, 7/14/19 vs. TEX
Losses	6 — 2019	IP	5.2 — Twice; last, 6/15/19 at TB
ERA	7.11 — 2019	R	6 — 4 times; last, 9/17/19 at NYY
IP	81.0 — 2019	ER	6 — 3 times; last, 9/17/19 at NYY
SO	72 — 2019	BB	4 — 8/25/20 (Game 1) at HOU
		H	10 — 8/6/19 at CIN

SUAREZ





2021 LOS ANGELES ANGELS



KURT SUZUKI

#24

BORN: OCT. 4, 1983

OPENING DAY AGE: 37

BIRTHPLACE: WAILUKU, HI

RESIDES: REDONDO BEACH, CA

MLB SERVICE: 13 YEARS, 113 DAYS

ACQUIRED: SIGNED AS A MAJOR LEAGUE FREE AGENT JAN. 15, 2021

SIGNED THRU: 2021; SIGNED ONE-YEAR CONTRACT, JAN. 15, 2021

CATCHER

HEIGHT: 5-11

WEIGHT: 210

BATS: R

THROWS: R

SUZUKI'S LIFETIME PLAYING RECORD

Year	Club	AVG	G	AB	R	H	2B	3B	HR	RBI	SH	SF	HP	BB	IBB	SO	SB	CS	GDP	SLG	OBP	E
2004	—Vancouver	.297	46	175	27	52	10	3	3	31	3	3	12	18	0	26	0	1	3	.440	.394	0
2005	—Stockton	.277	114	441	85	122	26	5	12	65	2	5	12	63	0	61	5	3	16	.440	.378	15
2006	—Midland	.285	99	376	64	107	26	1	7	55	0	1	9	58	1	50	5	3	15	.415	.392	2
2007	—Sacramento	.280	55	211	32	59	9	0	3	27	1	3	4	21	1	41	0	0	10	.365	.351	3
	OAKLAND	.249	68	213	27	53	13	0	7	39	3	5	3	24	0	39	0	0	4	.408	.327	2
2008	—OAKLAND	.279	148	530	54	148	25	1	7	42	2	1	11	44	2	69	2	3	20	.370	.346	6
2009	—OAKLAND	.274	147	570	74	156	37	1	15	88	1	7	8	28	0	59	8	2	14	.421	.313	5
2010	—OAKLAND	.242	131	495	55	120	18	2	13	71	0	4	12	33	3	49	3	2	22	.366	.303	8
	Sacramento (1)	.375	3	8	4	3	2	0	1	5	0	0	0	2	0	1	0	0	1	1.000	.500	0
2011	—OAKLAND	.237	134	460	54	109	26	0	14	44	3	7	7	38	1	64	2	2	14	.385	.301	7
2012	—OAKLAND	.218	75	262	19	57	15	0	1	18	2	2	3	9	0	53	1	0	3	.286	.250	2
	WASHINGTON	.267	43	146	17	39	5	0	5	25	2	3	2	11	3	20	1	0	2	.404	.321	3
2013	—WASHINGTON	.222	79	252	19	56	11	1	3	25	2	4	3	20	6	32	2	0	2	.310	.283	5
	OAKLAND	.303	15	33	6	10	2	0	2	7	0	0	2	0	0	3	0	0	0	.545	.343	1
2014	—MINNESOTA	.288	131	452	37	130	34	0	3	61	1	7	9	34	0	46	0	1	9	.383	.345	4
2015	—MINNESOTA	.240	131	433	36	104	17	0	5	50	6	4	7	29	4	59	0	0	14	.314	.296	3
2016	—MINNESOTA	.258	106	345	34	89	24	1	8	49	1	4	5	18	0	48	0	0	9	.403	.301	5
2017	—ATLANTA	.283	81	276	38	78	13	0	19	50	1	2	13	17	2	39	0	0	5	.536	.351	3
2018	—ATLANTA	.271	105	347	45	94	24	0	12	50	0	6	13	22	0	43	0	0	6	.444	.332	5
2019	—WASHINGTON	.264	85	280	37	74	11	0	17	63	0	3	6	20	1	36	0	1	10	.486	.324	3
2020	—WASHINGTON	.270	33	111	15	30	8	0	2	17	0	3	4	11	0	19	1	0	4	.396	.349	0
MAJOR TOTALS		.259	1512	5205	567	1347	283	6	133	699	24	62	106	360	22	678	20	11	138	.392	.316	62
A.L. TOTALS		.257	1086	3793	396	976	211	5	75	469	19	41	65	259	10	489	16	10	109	.375	.313	43
N.L. TOTALS		.263	426	1412	171	371	72	1	58	230	5	21	41	101	12	189	4	1	29	.438	.326	19
MINOR TOTALS		.283	317	1211	212	343	73	9	26	183	6	12	37	162	2	179	10	7	45	.423	.381	20

(1) rehab assignment

Disabling Injuries: 2010 — Intercostal strain; disabled April 30 (retro to April 24) - May 16

2020 SEASON

- ◆ Appeared in 33 games for **Nationals**, as part of catching platoon with Yan Gomes.
- ◆ Reached base safely in a career-high 18 straight games, Aug. 7-Sept. 8... Recorded a career-high 12 game hitting streak, Aug. 8-Sept. 2.
- ◆ Ranked among N.L. catchers (min. 125 PA) in average (3rd, .270), on-base percentage (4th, .349), slugging percentage (5th, .396), and OPS (5th, .745).
- ◆ Hit .345 (10-for-29) vs. left-handed pitchers.

CAREER SUMMARY

- ◆ Member of Nationals 2019 World Series Championship team.
- ◆ Selected to 2014 American League All-Star team.
- ◆ Two-time finalist for MLBPA Heart and Hustle Award (2010 & 2011; nominated by Oakland).
- ◆ Is one of 33 players all-time to appear in over 1500 games, appearing exclusively as a catcher, DH or pinch-hitter/runner.

HAWAIIAN HALOS

Six Hawaiian players have appeared in regular season games for the Angels:

Player	Hometown	Year(s)
Fred Kuhaulua	Honolulu	1977
Keith Luulua	Honolulu	2000
Jerome Williams	Honolulu	2011-13
Shane Victorino	Wailuku	2015
Kirby Yates	Lihue	2017
Kean Wong	Hilo	2019

2021 LOS ANGELES ANGELS



- ◆ Ranks second among active catchers (behind Yadier Molina) in career runs (567), hits (1347) and RBI (699).
- ◆ Since 2017, leads Major League catchers (min. 500 PA) with a .475 slugging percentage and .812 OPS.
- ◆ Is the only Hawaiian-born player to homer in a World Series game and is one of four Hawaiians to homer in a postseason game (also Benny Agbayani, Shane Victorino and Kolten Wong).
- ◆ Made Major League debut with Oakland, June 12, 2007 at Houston.

MAJOR LEAGUE SUMMARY

2019

- ◆ In return to **Nationals**, ranked among National League catchers in RBI (5th, 63) and home runs (6th, 17)...Ranked tied for second in MLB in two outs w/RISP AVG (.417).
- ◆ Capped dramatic six-run, ninth inning comeback win, Sept. 3 vs. Mets with walk-off homer off Edwin Díaz...Hit game-tying pinch hit homer, May 4 at Philadelphia.
- ◆ His 63 RBI were his most since 2010 (71).
- ◆ Hit safely in 47 of 70 starts...Was 23-for-67 (.343) with four doubles, four homers, 20 RBI against left-handers.
- ◆ Posted a .515 slugging percentage (7 2B, 11 HR) before the All-Star break.

2018

- ◆ During second season with **Braves**, recorded a 3.80 catcher ERA, which was sixth-best mark in National League.
- ◆ Finished the season going 30-for-91 (.330) with seven doubles, four homers, 14 RBI, four walks and 13 runs scored in 30 games from Aug. 9 through the end of the season.

2017

- ◆ In first season with **Braves**, clubbed a career-high 19 home runs in 81 games...Also posted a career-best .351 on-base percentage and his second-highest slugging percentage (.536).
- ◆ Started 71 games at catcher and committed just three errors in 598 total chances for a .995 fielding percentage... Among qualifying catchers, his .995 fielding percentage would have ranked tied for sixth in Majors.
- ◆ From July 1 through the end of season, homered once every 10.87 at-bats; sixth-best rate in Majors over that span.

2016

- ◆ Played third season with **Twins**, tied for sixth in American League with 99 games started at catcher...
- ◆ Served as Minnesota's Opening Day catcher, marking his eighth career Opening Day start.
- ◆ Recorded his 1,000th career hit May 22 vs. Toronto (off Marcus Stroman).
- ◆ Tallied 500th career RBI, July 8 at Texas.

2015

- ◆ Made seventh career Opening Day start for **Twins**.
- ◆ Played in 1,000th career game, May 14 at Detroit.
- ◆ His 130 games caught ranked second in American League, trailing Salvador Perez (139) and third in baseball, trailing Perez and Yadier Molina (134).

2014

- ◆ In first season with **Twins**, earned his first career All-Star appearance while hitting a career-best .288 with 34 doubles, three homers, 61 RBI, 32 walks and 37 runs scored in 131 games.
- ◆ Received Bob Allison Award for Twins best leadership voted on by the Twin Cities Chapter of the BBWAA.
- ◆ Among A.L. catchers, ranked first in batting average, on-base percentage and doubles, fourth in hits, tied for fourth in walks, fifth in RBI, and tied for fifth in games.
- ◆ Prior to All-Star break, led A.L. catchers in doubles (18) and batting average (.309), ranked second in hits (86), tied for second in RBI (37) and tied for fourth in walks (23).
- ◆ Caught ninth inning of the All-Star game, helping teammate Glen Perkins earn the save.

2013

- ◆ Started year with **Nationals** but was traded to **Athletics**, Aug. 23 in exchange for RHP Dakota Bacus...
- ◆ Hit .303 (10-for-33) with two home runs and seven RBI in 15 games for the A's.

2012

- ◆ Was **Athletics** Opening Day catcher before he was acquired by **Nationals** Aug. 3 in exchange for catcher David Freitas.
- ◆ At time of trade, led qualified A.L. catchers in fielding percentage (.996), opponents caught stealing (23) and caught-stealing percentage (38.3%).
- ◆ Combined to hit .235 with 20 doubles, six home runs and 43 RBI in 75 games with the A's and 43 with Washington.

2011

- ◆ Made fourth straight Opening Day start at catcher for **Athletics**.
- ◆ Clubbed double-digit home runs for the third straight year.
- ◆ Hit 12 of 14 home runs off right-handed pitching... Thirteen of his 14 home runs were solo shots.
- ◆ Made 127 starts at catcher, ranking third in A.L.





2021 LOS ANGELES ANGELS

2010

- ◆ With **Athletics**, made his third straight Opening Day start at catcher.
- ◆ Tied for team lead in RBI and tied for second in home runs...Marked second consecutive season he led Club in RBI.
- ◆ A's pitchers posted a 3.27 ERA with him behind the plate, the lowest mark in A.L.

2009

- ◆ In third season with **Athletics**, set career bests in runs, hits, at-bats, doubles, RBI and home runs.
- ◆ Led A.L. catchers in games started (132) for second consecutive season...Also led in innings (1173.1), putouts (923) and total chances (996), and tied for lead in games.
- ◆ Struck out 59 times for an average of 10.41 plate appearances-per-strikeout, sixth best ratio in A.L.

2008

- ◆ Spent first full season in Majors with **Athletics**...Led A.L. catchers in games, games started (136), innings caught (1215), total chances (986) and putouts (927).
- ◆ Led A's in batting average, hits, HBP and multi-hit games (36), and tied for first in games.
- ◆ Tied for seventh in A.L. in HBP...Tied for A.L. lead in pinch-hit home runs (two) and tied for fifth in pinch-hits (five).

2007

- ◆ Made Major League debut with **Athletics** June 12 at Houston, grounding out as a pinch hitter in his first at-bat.
- ◆ Recorded first MLB hit, June 14 at Houston, a pinch-hit single off Brian Moehrer.
- ◆ Hit first career home run, June 19 vs. Cincinnati (off Todd Coffey).
- ◆ Caught Shane Komine, July 17 vs. Texas, becoming first Hawaiian-born battery in Major League history.

POSTSEASON SUMMARY

- ◆ Has made appearances in three different postseasons including the Nationals 2019 World Series title run.
- ◆ Made postseason debut in **2012** with **Nationals**, starting all five games in Washington's NLDS loss to St. Louis.
- ◆ In **2018** with **Braves**, appeared in four games of NLDS vs. Dodgers, starting Games 2 & 3.
- ◆ In **2019** with **Nationals**, appeared in 10 games en route to Washington's World Series championship...Hit first career postseason home run in Game 2 of World Series vs. Houston (off Josh James); was a solo shot in seventh inning to put Nationals ahead, 3-2.

WILD CARD GAME TOTALS

Year	Club, Opp	AVG	G	AB	R	H	2B	3B	HR	RBI	SH	SF	HBP	BB	IBB	SO	SB	CS	GDP	SLG	OBP	E
2019—	WAS, MIL	.000	1	3	0	0	0	0	0	0	0	0	0	0	0	0	0	0	0	.000	.000	0

DIVISION SERIES TOTALS

Year	Club, Opp	AVG	G	AB	R	H	2B	3B	HR	RBI	SH	SF	HBP	BB	IBB	SO	SB	CS	GDP	SLG	OBP	E
2012—	WAS, STL	.235	5	17	0	4	0	0	0	2	0	0	0	2	0	4	0	0	0	.235	.316	0
2018—	ATL, LAD	.250	4	8	0	2	0	0	0	2	0	0	0	0	0	1	0	0	0	.250	.250	0
2019—	WAS, LAD	.000	4	9	0	0	0	0	0	0	0	0	1	3	0	3	0	0	3	.000	.308	0
Totals		.176	13	34	0	6	0	0	0	4	0	0	1	5	0	8	0	0	3	.176	.300	0

CHAMPIONSHIP SERIES TOTALS

Year	Club, Opp	AVG	G	AB	R	H	2B	3B	HR	RBI	SH	SF	HBP	BB	IBB	SO	SB	CS	GDP	SLG	OBP	E
2019—	WAS, STL	.125	2	8	0	1	0	0	0	0	0	0	0	0	0	5	0	0	0	.125	.125	0

WORLD SERIES TOTALS

Year	Club, Opp	AVG	G	AB	R	H	2B	3B	HR	RBI	SH	SF	HBP	BB	IBB	SO	SB	CS	GDP	SLG	OBP	E
2019—	WAS, HOU	.200	3	10	2	2	0	0	1	1	0	0	0	1	0	3	0	0	0	.500	.273	1

NOTABLE MINOR LEAGUE AWARDS AND HONORS

- ◆ **2006** Texas League Mid-Season All-Star...Futures Game Selection...Texas League Post-Season All-Star...Baseball America Double-A All-Star.

CAREER TRANSACTIONS

- ◆ June 7, 2004...Selected by **Athletics** in second round of 2004 First-Year Player Draft (signed July 16, 2004).
- ◆ Aug. 3, 2012...Traded by **Athletics** with cash considerations to **Nationals** for C David Freitas.
- ◆ Aug. 23, 2013...Traded by **Nationals** to **Athletics** for RHP Dakota Bacus.
- ◆ Jan. 3, 2014...Signed by **Twins** as a free agent.
- ◆ Jan. 30, 2017...Signed by **Braves** as a free agent.
- ◆ Nov. 20, 2018...Signed by **Nationals** as a free agent.
- ◆ Jan. 15, 2021...Signed by **Angels** as a free agent.

SUZUKI

2021 LOS ANGELES ANGELS



PERSONAL/MISC

- ◆ Kurt Kiyoshi Suzuki...On Twitter: @kurtsuzuki.
- ◆ Kurt and his wife, Renee, have a daughter Malia, and two sons, Kai and Elijah.
- ◆ Graduated from H.P. Baldwin HS (HI) in 2001.
- ◆ Attended Cal State Fullerton, where he won the Johnny Bench Award following 2004 season as the nation's top collegiate catcher...Led Fullerton to College World Series championship in 2004...His two-out RBI single in bottom of the seventh inning broke a 2-2 tie to lead Titans to a 3-2 win over Texas in the championship game.
- ◆ Played in Arizona Fall League following 2005 season.
- ◆ Hosted inaugural Kurt Suzuki Baseball Clinic in Maui in 2012 to raise awareness for the All PONO Sports Organization, which promotes healthy lifestyles and exercise for children in Hawaii, as well as teaching baseball fundamentals.
- ◆ Started Kurt Suzuki Family Foundation in 2011 to support scientific research of chronic illnesses—specifically kidney disease research—and encourage and promote healthy lifestyle choices.
- ◆ Is an ambassador for NephCure Foundation.
- ◆ Along with his wife, raised over \$61,000 for the Jon Wilhite Recovery Fund to help alleviate medical costs accrued by his friend and former Cal State Fullerton teammate who was injured in the tragic car accident that took the lives of Angels pitcher Nick Adenhardt, Courtney Stewart and Henry Pearson in 2009.

MISCELLANEOUS STATS

CAREER MULTIPLE-HOME RUN GAMES (6)

TWO-HR GAMES (6)

Apr. 11, 2018 vs. ATL
July 2, 2017 at OAK

Sept. 22, 2017 vs. PHI
Aug. 17, 2011 vs. BAL

July 25, 2017 at ARI
June 3, 2010 at BOS

CAREER GRAND SLAMS (2)

June 10, 2019 at CWS

Sept. 10, 2007 at SEA

CAREER WALK-OFF PLATE APPEARANCES (11)

Sept. 3, 2019 vs. NYM (3-run HR, 9th inn.)
Aug. 1, 2015 vs. SEA (RBI single, 9th inn.)
Apr. 7, 2010 vs. SEA (RBI double, 9th inn.)
Aug. 28, 2008 vs. MIN (RBI double, 9th inn.)
June 20, 2008 vs. FLA (RBI double, 11th inn.)
Aug. 16, 2007 vs. CWS (3-run HR, 10th inn.)

Sept. 7, 2017 vs. MIA (RBI single, 9th inn.)
May 18, 2010 vs. SEA (RBI single, 10th inn.)
Aug. 22, 2009 vs. DET (RBI single, 9th inn.)
Aug. 15, 2008 vs. CWS (2-run HR, 9th inn.)
Sept. 30, 2007 vs. LAA (RBI single, 9th inn.)

ALL-STAR GAME RECORD

Year	Club	Site	AVG	G	AB	R	H	2B	3B	HR	RBI	SH	SF	HBP	BB	IBB	SO	SB	CS	GDP	SLG	OBP	E
2014	A.L.	MIN	---	1	0	0	0	0	0	0	0	0	0	0	0	0	0	0	0	0	---	---	0

CAREER FIELDING

POS	PCT	G	PO	A	E	TC	DP
C	.994	1427	9931	553	62	10546	56

SUZUKI'S CAREER HIGHS

SEASON

AVG	.303 — 2013
H	156 — 2009
R	74 — 2009
BB	44 — 2008
2B	37 — 2009
HR	19 — 2017
RBI	88 — 2009
SB	8 — 2009

GAME

H	4 — 7 times; last, 8/17/19 vs. MIL
HR	2 — 6 times; last, 4/11/18 vs. WSH
R	3 — 6 times; last, 4/19/18 vs. NYM
BB	3 — 3 times; last, 4/14/18 at CHC
2B	2 — 20 times; last, 8/17/19 vs. MIL
RBI	6 — 6/21/16 vs. PHI
SB	2 — 6/10/09 at MIN
Hit Streak	12 — Aug. 8 - Sept. 2, 2020

SUZUKI





2021 LOS ANGELES ANGELS

MATT THAISS

#23

BORN: MAY 6, 1995

OPENING DAY AGE: 26

BIRTHPLACE: JACKSON, NJ

RESIDES: JACKSON, NJ

MLB SERVICE: 153 DAYS

ACQUIRED: SELECTED BY ANGELS IN FIRST ROUND (16TH OVERALL) OF 2016 FIRST-YEAR PLAYER DRAFT

SIGNED THRU: 2021; UNDER CLUB CONTROL; 2 OPTIONS REMAINING



INFIELDER

HEIGHT: 6-0

WEIGHT: 215

BATS: L

THROWS: R

THAISS'S LIFETIME PLAYING RECORD

Year	Club	AVG	G	AB	R	H	2B	3B	HR	RBI	SH	SF	HBP	BB	IBB	SO	SB	CS	GDP	SLG	OBP	E
2016	— Orem	.338	15	65	16	22	7	1	2	12	0	0	2	4	0	4	2	4	1	.569	.394	3
	Burlington	.276	52	199	24	55	12	3	4	31	1	2	2	22	1	28	1	0	5	.427	.351	8
2017	— Inland Empire	.265	84	336	46	89	13	4	8	48	0	2	7	40	1	59	4	3	10	.399	.353	7
	Mobile	.292	49	178	29	52	14	0	1	25	0	4	2	37	3	50	4	3	3	.388	.412	2
2018	— Mobile	.287	40	157	24	45	10	2	6	25	0	2	1	16	0	35	2	1	6	.490	.352	1
	Salt Lake	.277	85	368	54	102	24	6	10	51	0	3	1	28	0	68	6	3	11	.457	.328	8
2019	— Salt Lake	.274	79	310	63	85	17	2	14	49	0	2	1	59	0	64	1	0	7	.477	.390	9
	LAA	.211	53	147	17	31	7	0	8	23	0	0	0	17	0	52	0	0	4	.422	.293	7
2020	— LAA	.143	8	21	3	3	0	0	1	1	0	0	0	4	0	8	0	0	1	.286	.280	1
MAJOR TOTALS		.202	61	168	20	34	7	0	9	24	0	0	0	21	0	60	0	0	5	.405	.291	8
MINOR TOTALS		.279	404	1613	256	450	97	18	45	241	1	15	16	206	5	308	20	14	43	.445	.363	45

2020 SEASON

- ◆ Spent time with both the **Angels** and at the Club's **Alternate Training Site** in Long Beach, CA...In eight big league games, saw action at five different positions: first base (2 G), second base (1 G), third base (1 G), left field (1 G) and DH (2 G).
- ◆ Started game Sept. 8 at Texas at second base...Marked first game at any professional level at second base...The following day, saw first big league action in the outfield, starting the contest in left field...Was also first contest at any level (Major or minors) in the outfield.

MAJOR LEAGUE SUMMARY

2019

- ◆ Started season with Triple-A **Salt Lake**...Played 79 games with Bees before being promoted to **Angels** for remainder of season...Made Major League debut July 3 at Texas going 1-for-3 with a double and a run...Hit first Major League homer July 14 vs. Seattle.
- ◆ Registered two 4-RBI performances: Aug. 18 vs. Chicago (A.L.) and one Sept. 29 vs. Houston.
- ◆ Had first career multi-HR game July 28 vs. Baltimore, which included walk-off homer in 9th inning off Mychal Givens...Also hit two home runs Sept. 29 vs. Houston to become third Angels player with two multi-HR games within first 60 career games (also, Wally Joyner and Mike Napoli).
- ◆ Received Fred Haney Award as Angels outstanding rookie during Spring Training.

NOTABLE MINOR LEAGUE AWARDS AND HONORS

- ◆ **2019** Angels *MiLB.com* Organizational All-Star
- ◆ **2018** Angels *MiLB.com* Organizational All-Star
- ◆ **2017** Angels *MiLB.com* Organizational All-Star...Arizona Fall League Rising Stars Game selection.
- ◆ **2016** Angels *MiLB.com* Organizational All-Star

CAREER TRANSACTIONS

- ◆ June 8, 2013...Selected by **Red Sox** in 32nd round of 2013 First-Year Player Draft (did not sign).
- ◆ June 9, 2016...Selected by **Angels** in first round (16th overall) of 2016 First-Year Player Draft (signed June 14, 2016).

PERSONAL/MISC

- ◆ Matthew Kevin Thaiss (THICE...rhymes with 'ICE')...Originally signed by Angels scout Nick Gorneault.
- ◆ On Twitter: @Matt_Thaiss

2021 LOS ANGELES ANGELS



- ◆ Designated as Angels #8 prospect for 2018 & 2019 by *Baseball America*. Named as Angels #2 prospect for 2017 season by *Baseball America*.
- ◆ 2016 marked first professional season after first-round selection (16th overall) in June Amateur Draft... Second New Jersey native to be selected in first round by Angels, joining OF Mike Trout (25th overall in 2009).
- ◆ Played collegiately for the University of Virginia where he helped lead Cavaliers to College World Series Finals in both 2014 and 2015, including first national championship in school history in 2015... Named 2016 Second Team All-American by *Baseball America*, his second straight season with All-American honors... Semi-finalist for Dick Howser Trophy (College Baseball Player of the Year) and Johnny Bench Award (top collegiate catcher).
- ◆ In 2013, selected by Boston in the 32nd round (did not sign) out of Jackson Memorial High School (Jackson Township, NJ) where he was twice named First-Team All-State... Batted .343 with 17 homers and 70 RBI in high school career... Named First-Team All-Shore Conference three times... Named to High Honor Roll all four years.

MISCELLANEOUS STATS

TWO-HR GAMES [2]

Sept. 29, 2019 vs. HOU

July 28, 2019 vs. BAL

CAREER WALK-OFF HITS / RBI [1]

July 28, 2019 vs. BAL (solo HR; 9th)

CAREER FIELDING

POS	PCT	G	PO	A	E	TC	DP
1B	1.000	15	94	6	0	100	4
2B	.750	1	0	3	1	4	0
3B	.909	44	16	54	7	77	5
OF	1.000	1	1	0	0	1	0



THAISS



2021 LOS ANGELES ANGELS

MIKE TROUT

#27

BORN: AUG. 7, 1991

BIRTHPLACE: VINELAND, NJ

MLB SERVICE: 9 YEARS, 70 DAYS

ACQUIRED: SELECTED IN THE FIRST ROUND (25TH OVERALL) OF THE 2009 FIRST-YEAR PLAYER DRAFT

SIGNED THRU: 2030; SIGNED 12-YEAR EXTENSION, MAR. 20, 2019

OPENING DAY AGE: 29

RESIDES: MILLVILLE, NJ



OUTFIELDER

HEIGHT: 6-2

WEIGHT: 235

BATS: R

THROWS: R

TROUT'S LIFETIME PLAYING RECORD

Year	Club	AVG	G	AB	R	H	2B	3B	HR	RBI	SH	SF	HBP	BB	IBB	SO	SB	CS	GDP	SLG	OBP	E
2009	—Angels (AZL)	.360	39	164	29	59	7	7	1	25	3	2	0	18	0	28	13	2	2	.506	.418	1
	Cedar Rapids	.267	5	15	1	4	0	0	0	0	1	0	0	4	0	6	0	0	0	.267	.421	0
2010	—Cedar Rapids	.362	81	312	76	113	19	7	6	39	2	1	7	46	2	52	45	9	1	.526	.454	0
	R. Cucamonga	.306	50	196	30	60	9	2	4	19	5	3	1	27	1	33	11	6	2	.434	.388	1
2011	—Arkansas	.326★	91	353	82	115	18	13★	11	38	4	1	9	45	1	76	33★	10	2	.544	.414★	1
	LAA	.220	40	123	20	27	6	0	5	16	0	1	2	9	0	30	4	0	2	.390	.281	2
2012	—Salt Lake	.403	20	77	21	31	4	5	1	13	1	3	1	11	0	16	6	1	1	.623	.467	0
	LAA	.326	139	559	129★	182	27	8	30	83	0	7	6	67	4	139	49★	5	7	.564	.399	4
2013	—LAA	.323	157	589	109★	190	39	9	27	97	0	8	9	110★	10	136	33	7	8	.557	.432	2
2014	—LAA	.287	157	602	115★	173	39	9	36	111★	0	10	10	83	6	184★	16	2	6	.561	.377	3
2015	—LAA	.299	159	575	104	172	32	6	41	90	0	5	10	92	14	158	11	7	11	.590★	.402	0
2016	—LAA	.315	159	549	123★	173	32	5	29	100	0	5	11	116★	12	137	30	7	5	.550	.441★	4
2017	—LAA	.306	114	402	92	123	25	3	33	72	0	4	7	94	15★	90	22	4	8	.629★	.442★	1
	Inland Empire (1)	.222	4	9	5	2	1	1	0	0	0	0	1	4	0	2	0	0	1	.556	.500	0
2018	—LAA	.312	140	471	101	147	24	4	39	79	0	4	10	122★	25★	124	24	2	5	.628	.460★	0
2019	—LAA	.291	134	470	110	137	27	2	45	104	0	4	16	110	14	120	11	2	5	.645	.438	4
2020	—LAA	.281	53	199	41	56	9	2	17	46	0	4	3	35	4	56	1	1	1	.603	.390	0
MAJOR TOTALS		.304	1252	4539	944	1380	260	48	302	798	0	52	84	838	104	1174	201	37	58	.582	.418	20
MINOR TOTALS		.341	2290	1126	244	384	58	35	23	134	16	10	21	155	4	213	108	28	9	.516	.426	3

★ led or tied for league lead
(1) rehab assignment

Disabling Injuries: 2018 — Right wrist inflammation; disabled Aug. 9 (retro to Aug. 6) - 24
2017 — Left thumb ligament injury; disabled May 29 - July 14

2020 SEASON

- ◆ In 10th big league season (ninth full) with the **Angels**, became the organization's all-time home run leader, passing Tim Salmon (299)...*For more info, see 2020 Home Run Section.*
- ◆ Finished in the Top 10 in the A.L. in several offensive categories: home runs (T3rd), RBI (T3rd), runs (4th), OBP (4th), slugging (4th), OPS (.993; 3rd), walks (6th), extra-base hits (28; T3rd) and total bases (120; 4th).
- ◆ Finished fifth in the American League Most Valuable Player voting with 172 points, (Jose Abreu, 374 points)...Has finished in the Top 5 every year since rookie campaign.
- ◆ Extended his franchise record after winning his eighth Louisville Silver Slugger award...*For more info, see Career Summary Section.*
- ◆ Played flawless defense in the outfield across an entire season for the third time in career.
- ◆ Tabbed as Angels nominee for 2020 Roberto Clemente Award on September 3rd, which recognizes the player who best represents baseball through extraordinary character, community involvement, philanthropy and positive contributions, both on and off the field...He and his wife Jessica, collaborated with the sports apparel brand Tiny Turnip to design a special t-shirt with proceeds helping to support the American Foundation for Suicide Prevention.

A VALUABLE LESSON

TROUT'S A.L. MVP FINISHES SINCE ROOKIE CAMPAIGN

Year	MVP Finish	Year	MVP Finish
2012	2nd	2017	4th
2013	3rd	2018	2nd
2014	1st	2019	1st
2015	2nd	2020	5th
2016	1st		

2021 LOS ANGELES ANGELS



HOME RUNS

- ◆ Led the team in home runs for the fourth consecutive season and sixth time in last seven seasons...17 homers were tied for third in the A.L. and tied for fourth in the Majors.
- ◆ Clubbed 300th home run of career Sept. 5 vs. Houston (Game 1)...Homer set a new franchise record, surpassing Tim Salmon's previous mark of 299...Home run came in 1,235th career game...The 300 home runs are tied with Jose Canseco for the 9th most in A.L. history through a player's first 1,235th game (1st, Juan Gonzalez, 335).

CAREER SUMMARY

- ◆ Three-time A.L. MVP (2019, 2016 & 2014), eight-time All-Star and 2012 A.L. Rookie of the Year owns a .304 average (1380/4539) with 260 doubles, 48 triples, 302 home runs, 798 RBI and 201 stolen bases in 1,252 career games.
- ◆ Received third American League MVP honors in 2019 to become the 11th player in Major League history to capture MVP honors three times and sixth American Leaguer to do so...Became the first three-time winner since Albert Pujols (2009, 2008 and 2005)...In 2016, at 25 years and 56 days old at the end of the that campaign, became the third-youngest player ever to win the award multiple times, behind only Detroit's Hal Newhouser (24 years, 133 days) and Cincinnati's Johnny Bench (24 years, 302 days)...Named unanimous winner of the 2014 American League Most Valuable Player Award...Third Halo to win the award along with Vladimir Guerrero (2004) and Don Baylor (1979).
- ◆ Has finished second in A.L. MVP race in 2012, 2013, 2015 and 2018...From 2012-2016, became just the second player all-time to finish in the Top 2 of the MVP race in five consecutive seasons, joining Barry Bonds...Is one of four players to finish second in the MVP vote at least four times during their careers: Stan Musial (4 times), Ted Williams (4), Albert Pujols (4).
- ◆ Unanimous winner of the 2012 American League Rookie of Year...Became first player in Major League history to steal 45 bases, score 125 runs and hit 30 home runs in a single season.
- ◆ Named Angels Team MVP each of the last nine seasons...Is the first Halo to win the award in nine times at any point in career.
- ◆ Tabbed as a Louisville Silver Slugger eight times: 2012, 2013, 2014, 2015, 2016, 2018, 2019 and 2020...Is the first Angel to win the award more than four times...Is the first player to win the award eight times by their age-28 season and fifth player to win at least eight Silver Sluggers in the American League, joining Alex Rodriguez (10), Manny Ramirez (9), Cal Ripken Jr. (8) and Wade Boggs (8)...Is the third Major Leaguer to win the award eight times as an outfielder, joining Barry Bonds (12) and Ramirez (8)...Was first player in American League history to win the award in each of his first six full league seasons and just the second Major Leaguer to accomplish the feat (Mike Piazza won award in each of first 10 full seasons).

HOME RUNS

- ◆ During Game 1 of the Sept. 5, 2020 doubleheader with Houston, connected for 300th career home run of career, setting a new franchise record (formerly 299 HR by Tim Salmon).
- ◆ 302 career home runs are good for fifth all-time thru a player's age-27 season, trailing only Alex Rodriguez (381), Ken Griffey Jr. (350), Jimmie Foxx (343) and Mickey Mantle (320).
- ◆ In 2019, became the 17th player in AL history with two 40-homer campaigns prior to their age-28 season & first since Alex Rodriguez (6 straight, 1998-03).
- ◆ Also in 2019, joined Alex Rodriguez and Jimmie Foxx as the only players in American League history to hit 30 home runs six-or-more times before their age-28 season...Also joined Eddie Mathews as the only players ever to amass seven seasons of 20+ home runs prior to their age-28 campaigns.

REELING THEM IN

A GLANCE AT SOME OF TROUT'S NOTABLE AWARDS...

3X A.L. MOST VALUABLE PLAYER

2012 A.L. ROOKIE OF THE YEAR

8X ALL-STAR

2X ALL-STAR GAME MVP

9X ANGELS TEAM MVP

8X LOUISVILLE SILVER SLUGGER AWARD

MICHAEL, THE ARCHANGEL

Trout's franchise history rankings

Category	Total	Place
Runs	944	3rd
Hits	1,380	6th
Doubles	260	5th
Triples	48	3rd
Home runs	302	1st
RBI	798	4th
Walks	838	3rd
Stolen Bases	201	2nd
Games	1,252	6th

TROUT'S A.L. RANKINGS ALL-TIME BY A PLAYER BEFORE AGE-29 SEASON

BWAR		HR	
1.) Ty Cobb	78.4	4.) Mickey Mantle	320
2.) Mike Trout	74.6	5.) Mike Trout	302
RBI		R	
17.) Manny Ramirez	804	4.) Ty Cobb	1,022
18.) Mike Trout	798	5.) Mike Trout	944
BB		H	
3.) Jimmie Foxx	886	18.) Derek Jeter	1,380
4.) Mike Trout	838	19.) Mike Trout	1,380
OPS*		XBH	
7.) Joe DiMaggio	1.010	4.) Lou Gehrig	616
8.) Mike Trout	1.000	5.) Mike Trout	610

*min. 3000 PA

TROUT





2021 LOS ANGELES ANGELS

RBI

- ◆ 798 career RBI rank fourth in franchise history...Enters 2021 two RBI shy of 800.
- ◆ Drove in 700th career RBI as part of a career-high seven-RBI effort on June 19, 2019 in Toronto...Is the seventh player all-time to tally 700 RBI and 900 runs before their age-28 season: Alex Rodriguez, Mel Ott, Mickey Mantle, Joe Kelley, Jimmie Foxx, George Davis.
- ◆ Logged 600th career RBI April 11, 2017.
- ◆ Drove in 500th career RBI April 11, 2017...Was the 13th player in franchise history to reach the mark.

FISH FACT

Mike Trout is the first player ever voted as the unanimous winner of both the A.L. Rookie of the Year and A.L. MVP awards.

RUNS

- ◆ Led A.L. in runs scored in 2012 (129), 2013 (109), 2014 (115) and 2016 (123)...Just the 11th player (12th occurrence) to ever lead the A.L. in runs scored in three straight seasons and the first since Mickey Mantle from 1956-58.
- ◆ His 944 career runs rank fifth all-time by an American Leaguer (14th in the Majors) before their age-29 campaign.
- ◆ Scored at least 100 runs seven of nine full seasons (only player in franchise history with more than two such seasons)...One of four players ever with seven campaigns of 100 R & 25 HR by their age-28 season.
- ◆ Played in 500th career game Apr. 13, 2015...Since 1960, his 378 runs scored rank fifth by a Major Leaguer in their first 500 career games, trailing Hanley Ramirez (392), Albert Pujols (389), Bobby Bonds (388) and Kenny Lofton (380)... Joined Joe DiMaggio (467 R/120 HR), Ted Williams (458 R/108 HR), Chuck Klein (439 R/125 HR) and Albert Pujols (389 R/121 HR) as the only players since 1914 to score 375 runs and hit at least 95 home runs in their first 500 career games.

STOLEN BASES

- ◆ Stole 200th career base Aug. 31, 2019...Is the second player in franchise history (Chone Figgins, 280 SB) to reach the 200-steal mark.
- ◆ Stole 150th career base May 14, 2017.
- ◆ Led the A.L. in stolen bases in 2012 (49), in walks in 2013 (110), 2016 (116) and 2018 (122), and RBI in 2014 (111)...First player to have led his league in all three of those categories at any point during career.

SPEED AND POWER

- ◆ Is the first player in baseball history to tally 200 home runs and 200 stolen bases in his age-27 season or younger.
- ◆ According to STATS, at 25 years, 280 days (May 14, 2017), was the youngest player ever to amass 150 home runs and 150 stolen bases in a career, surpassing Alex Rodriguez's previous mark of 26 years, 54 days...Is just the second player in history to tally 200 home runs and 150 stolen bases before their age-26 season: Alex Rodriguez.
- ◆ Is the only player ever to amass three years of 25 HR/30 SB (2012-13 & 2016) prior to their age-25 season...The three 25 HR/30 SB seasons are tied for the most all-time by a center fielder: Willie Mays, Eric Davis and Carlos Beltran.
- ◆ Hit his 100th and 101st home runs of career on Apr. 17, 2015...At 23 years and 253 days old, became youngest player ever to reach the 100 HR/100 SB plateau (previously Alex Rodriguez at 23 years 309 days)...Joins Darin Erstad as only Angels to accomplish feat.
- ◆ According to STATS, is the second player in Major League history to reach 25+ home runs, 5+ triples and 10+ stolen bases in five consecutive seasons (2012-16), joining Willie Mays (6 straight, 1955-60).
- ◆ Is the youngest player in MLB history to post back-to-back 20-HR/30-SB campaigns (2012-13)...Fastest player to reach 50-HR/50-SB mark in American League history (266 games).

ALL-STAR GAME

- ◆ 2019 marked eighth career All-Star Game and was tabbed as a starter for the seventh consecutive season...Is the first Major League player to be voted in by the fans as a starter in seven straight seasons since Derek Jeter (2006-12) (STATS LLC)...Just the sixth American Leaguer to start at least six All-Star games before turning 28, joining Joe DiMaggio, Mickey Mantle, Ivan Rodriguez, Rod Carew and Ken Griffey Jr. (elected a starter in 2017 but was not able to play due to injury).
- ◆ Has set franchise records for most All-Star Game selections (8) and starts (7).
- ◆ Is 7-for-17 (.411) in seven career All-Star Games with two doubles, one triple, two home runs, four RBI and three walks...With 2018 homer, joined Willie Mays and Joe Morgan as the only players with a hit in each of their first six All-Star Games...Is one of three American League players to have hit multiple All-Star Game home runs before turning 27, joining Al Kaline and Mickey Mantle...Is one of four A.L. players to have at least five career extra-base hits in the All-Star Game joining Ted Williams (7), Dave Winfield (5) and Cal Ripken Jr. (5).

MISC.

- ◆ Owns three 10+ WAR campaigns, the most by a player in their first seven full seasons in baseball history.
- ◆ Logged 1,000th career hit Aug. 7, 2017...Became the 10th American League player ever with 1,000 hits prior to his age-26 season: Ty Cobb, Al Kaline, Alex Rodriguez, Robin Yount, Jimmie Foxx, Buddy Lewis, Mickey Mantle, Ken Griffey Jr. and Stuffy McInnis.
- ◆ On May 21, 2013, became youngest player in A.L. history to hit for the cycle...Also was sixth Angel (7th occurrence) to turn the trick and first since Chone Figgins, Sept. 16, 2006.

TROUT

2021 LOS ANGELES ANGELS



- ◆ He and Willie Mays (1957-58) are only players in MLB history with two seasons of a .320 average, 25 homers and 30 steals at any point in their career.

MAJOR LEAGUE SUMMARY

2019

- ◆ Completed ninth big league season (eighth full) with the **Angels** by capturing his third career American League Most Valuable Player Award (2019, 2016 & 2019)...Finished 20 points ahead of second-place finisher Alex Bregman (335)... Garnered 17 first-place votes and 13 second-place votes.
- ◆ Became the 11th player in Major League history to capture MVP honors three times and sixth American Leaguer to do so...The honors were the fifth won by a Halo (Baylor, 1979 and Guerrero, 2004)...*For more info, see Career Summary section.*
- ◆ Led the American League in on-base percentage for the fourth straight year and OPS for the third consecutive season...Also finished the Junior Circuit's Top 10 in home runs (2nd), runs (T6th), RBI (9th), slugging (1st) and walks (2nd).
- ◆ Tabbed as a Louisville Silver Slugger for the seventh time in career...*For more info, see Career Summary Section.*
- ◆ Named an American League All-Star for the eighth consecutive season...*For more info, see All-Star Game section below.*
- ◆ Agreed to a historic 12-year contract extension with the Angels on March 20th.

HOME RUNS

- ◆ Clubbed a career-high 45 home runs...The homers were the second-most in Club history, trailing only Troy Glaus' 47 in 2000...Also marked the most by a Major League center fielder since Andruw Jones' 51 in 2005 and most by an A.L. center fielder since Ken Griffey Jr. in 1999 (48 HR).
- ◆ Set the franchise record for first-half home runs (28 HR), surpassing the previous mark of 26 set by Garret Anderson in 2000 and Mike Trout and Albert Pujols in 2015.
- ◆ Talled sixth career 30-HR season, establishing a new club record...Previous record was five seasons (Trout, Salmon).

RBI

- ◆ Collected 104 RBI, good for the second-most in a single season of career.
- ◆ Drove in 100 runs for the third time, becoming the fifth player in Club history to reach the mark at least three times: Albert Pujols, Vladimir Guerrero, Troy Glaus and Garret Anderson.

RUNS

- ◆ Reached the century mark in runs scored for the seventh time in career...Is just the fifth player all-time (3rd in A.L. history) with seven 100-run campaigns prior to their age-28 season: Alex Rodriguez (8 seasons), Hank Aaron (7), Mickey Mantle (7) and Mel Ott (7).
- ◆ Is the only player in Club history with more than two 100-run seasons...903 career runs scored rank third in franchise history.

WALKS

- ◆ 110 walks ranked second in the American League.
- ◆ Reached the century mark in walks for the fourth time in career...Became the ninth player in A.L. history with four 100-walk campaigns prior to their age-28 season...No other Angel in franchise history had more than two such seasons.

ALL-STAR GAME

- ◆ Named a starter for the American League All-Star team...Extended his Angels record with eight overall All-Star selections and passed Rod Carew for the Club record with seven selections via fan voting...*For more info, see Career Summary section.*

2018

- ◆ In eighth big league season (seventh full) with the **Angels**, finished second in the A.L. Most Valuable Player voting to Boston's Mookie Betts...Marked seventh time in seven full seasons finishing in the Top 4 and sixth time placing first or second (won in 2014 and 2016)...Is one of four players to finish second in the MVP vote at least four times during their careers: Stan Musial (4), Ted Williams (4) and Albert Pujols (4)...According to ELIAS, is one of three players to finish in the

DECLARATION OF WAR

Trout's career 74.6 bWAR is the highest by any player before their age-29 season. The Halo center fielder already has a higher career WAR than Hall of Famers Reggie Jackson (74.0), Frank Thomas (73.8), Jim Thome (72.9), Larry Walker (72.7) and Derek Jeter (72.4) among others.

200-HR/900-R PRIOR TO AGE-28 SEASON

Player	HR/R	Teams
Mike Trout	285/903	LAA
Alex Rodriguez	345/1009	SEA/TEX
Mickey Mantle	280/994	NY Yankees
Jimmie Foxx	302/975	PHA

LIKE MIKE

Most 25+ HR campaigns in the American League through age 27-year-old season

Player	Seasons	Team
Mike Trout	8 (2012-18)	LAA
Alex Rodriguez	7 (1952-58)	SEA/TEX
Jimmie Foxx	7 (1956-62)	PHA

TROUT





2021 LOS ANGELES ANGELS

Top 3 of the MVP voting six times in a seven-year span, joining Yogi Berra and Albert Pujols.

- ◆ Finished in the Top 10 for the American League in several offensive categories including average (.312, 4th), on-base percentage (.460, 1st), slugging (.628, 3rd), runs (101, 9th), home runs (39, T-4th), stolen bases (24, 9th), walks (122, 1st) and intentional walks (25, 1st).
- ◆ Awarded a Louisville Silver Slugger for the sixth time in career...For more info, see Career Summary Section.
- ◆ Per MLB, was the 11th-most popular player jersey according to sales on MLBShop.com.

HOME RUNS

- ◆ Logged 39 home runs, the second-most of career (41 HR in 2015)...Marked third 35+ home run season, the most in franchise history.
- ◆ Joined Alex Rodriguez, Jimmie Foxx, Jose Canseco and Joe DiMaggio as the only players in American League history to hit 30 home runs five-or-more times before their age-27 season...Also joined Alex Rodriguez and Mickey Mantle as the only A.L. players all-time to amass seven seasons of 20+ home runs prior to their age-27 season.

RBI

- ◆ Drove in 79 RBI in 140 games...Was the fourth player in baseball history and first in franchise annals to log 35+ home runs and drive in fewer than 80 RBI.

RUNS

- ◆ Reached the century mark in runs scored for the sixth time in career...Is just the seventh player all-time (3rd in A.L. history) with six 100-run campaigns prior to their age-27 season: Alex Rodriguez (7 seasons), Albert Pujols (6), Hank Aaron (6), Mickey Mantle (6), Mel Ott (6), Bill Dahlen (6).
- ◆ Six career 100-run seasons are the most in franchise history...No other player has more than two...793 career runs scored rank fifth in franchise history.

STOLEN BASES

- ◆ Stole 20+ bases for the fifth time in six Major League seasons...One of two players all-time to log four seasons of 25 home runs and 20 stolen bases prior to their age-27 campaign: Darryl Strawberry.

WALKS

- ◆ Led the Junior Circuit in walks (122) for the third time (also, 2013 and 2016)...For more info, see chart to right.
- ◆ Set a new single-season franchise record for walks, breaking his old mark of 116 set in 2016...The 122 walks were tied for the eighth-most by a center fielder all-time (since 1871) and the most since Lenny Dykstra's 129 in 1993 with the Phillies.
- ◆ Reached 100 walks, 25 HR and 20 steals in a season for the third time in career (2013 & 2016)...Joins Barry Bonds (7 times), Bobby Abreu (3) & Jeff Bagwell (3) as the only players ever to do so at least three times in career.

FIRST HALF

- ◆ Connected for 25 home runs prior to the All-Star Break, one shy of tying the Club record for homers prior to the Midsummer Classic.
- ◆ Joined Jeff Bagwell as the only players ever with 25 home runs, 10 stolen bases and 75 walks prior to the All-Star Break...Also joins Frank Robinson and Eddie Mathews as the only players to hit 25+ home runs in seven seasons prior to their age-27 campaign.
- ◆ Drew 84 walks in the first half...Set the franchise record for first half walks (previous, 62 BB by Brian Downing in '87 and Tim Salmon in '00)...The 84 free passes were the most by an A.L. player before the break since Frank Thomas (84 BB) in 1994.
- ◆ Joined Joe Morgan (1974) as the only players ever to amass 100 H, 80 BB and 15 SB prior to the All-Star Break.

ALL-STAR GAME

- ◆ Named to the American League All-Star team, starting the game in center field...Went 1-for-2 with a home run, an RBI, run scored and a walk...Marked second career home run in the All-Star Game.
- ◆ Nominated as an All-Star for the seventh time in career and a starter for the sixth consecutive season...Set franchise record for most All-Star Game selections and joined Rod Carew (1979-84) as the only Halos to be selected as a starter in six consecutive Midsummer Classics...For more info, see Career Summary Section (eighth bullet point).

MOST HOME RUNS IN A SEASON IN FRANCHISE HISTORY

Player	Year	HR
Troy Glaus	2000	47
Mike Trout	2019	45
Mike Trout	2015	41
Troy Glaus	2001	41
Albert Pujols	2015	40
Mike Trout	2018	39
Vladimir Guerrero	2004	39

RUN WILD

Trout is just the fourth player in MLB history to lead either league in runs four times (2016 & 2012-14) in a five year-span, joining Babe Ruth, George Burns and Mickey Mantle.

2021 LOS ANGELES ANGELS



DEFENSE

- ◆ One of five Major Leaguers to post a 1.000 fielding percentage (min. 108 G)...Last error came April 6, 2017 (250 consecutive games) and has made just one error in last 336 tilts (spans to June 28, 2016).
- ◆ Per Fangraphs.com, eight defensive runs saved led American League center fielders while his 4.0 UZR was second.

2017

- ◆ Completed seventh big league season (sixth full) with the **Angels** and finished in the Top 10 for the American League in several offensive categories including average (.306, 6th), on-base percentage (.442, 1st), slugging (.629, 1st), walks (94, 3rd) and intentional walks (15, 1st).
- ◆ Finished fourth in the American League Most Valuable Player voting with 197 points, 208 behind winner Jose Altuve... Marks first season finishing outside the Top 2 of the MVP race.
- ◆ Missed 39 games after suffering left thumb ligament injury...Marked first career trip to the D.L...Sustained injury May 28 in Miami sliding into second base...Underwent surgery May 31 to repair torn ulnar collateral ligament and dorsal capsule...At the time of the injury, ranked second in the A.L. in average, third in runs, second in home runs, fourth in RBI, first in walks, first in slugging, first in on-base percentage and first in extra-base hits.
- ◆ Tabbed as an A.L. All-Star for the sixth straight season...Named a starter for the fifth straight campaign...For more info, see Career Summary Section (eighth bullet point).
- ◆ Per MLB, was the 10th-most popular player jersey according to sales on MLBShop.com.

HOME RUNS

- ◆ Hit 200th career home run Sept. 29...Only eighth player in Major League history with 200 home runs before age-26 season: Alex Rodriguez (241), Eddie Mathews (222), Jimmie Foxx (222), Mel Ott (211), Mickey Mantle (207), Frank Robinson (202) and Albert Pujols (201).
- ◆ Joined Alex Rodriguez, Jimmie Foxx, Jose Canseco and Joe DiMaggio as the only players in American League history to hit 30 home runs four-or-more times before their age-26 season.
- ◆ On April 25, homered for the 174th time, passing Vladimir Guerrero for sole possession of fifth in franchise history.
- ◆ Homered on Opening Day for the third time in career and the third time in his last four Opening Day games...Joined Tim Salmon as the only Angels in franchise history to homer in three different Opening Day games.

RBI

- ◆ Drove in 72 RBI in 114 games...Is the sixth player in franchise history to drive in 70 runs while playing 115 games or less and first since Garret Anderson in 2007 (70 RBI in 108 G).
- ◆ Tallied 500th career RBI April 11...Became just the 13th player all-time to tally 500 RBI and 600 runs before his age-26 season and just the sixth in A.L. history, joining Alex Rodriguez, Mickey Mantle, Jimmie Foxx, Joe DiMaggio and Ty Cobb.

RUNS

- ◆ Despite DL stint, scored a team-leading 92 runs, which were tied for 16th in the American League...Was the first A.L. player to score 90+ runs in 115 games or fewer in non-strike-shortened season since Billy Goodman (91 R in 110 G) in 1950.

STOLEN BASES

- ◆ Stole 20+ bases for the fourth time in six Major League seasons...One of two players all-time to log four seasons of 25 home run and 20 stolen bases prior to their age-26 campaign: Darryl Strawberry.

WALKS

- ◆ Led the Junior Circuit with 15 intentional walks and ranked third with 94 base on balls.
- ◆ Became the first player since Ferris Fain and Ted Williams in 1955 to walk 90+ times in 115 games or less in non-strike-shortened season and just the fifth ever to accomplish the feat.

2016

- ◆ Named the American League's Most Valuable Player as voted on by the Baseball Writers' Association of America (BBWAA) after leading the Majors in runs (123), walks (116) and OBP (.441) and ranking in the Top-10 in several of the A.L.'s offensive categories including average (5th), triples (T-10th), steals (T-2nd) and slugging (.550; 4th).
- ◆ Received his second MVP award (unanimous winner in 2014) after garnering 19 first-place votes, eight second-place votes and one third-place vote, for a total of 356 points, 45 points ahead of second-place finisher Mookie Betts of the Boston Red Sox (311 points)...For more MVP info, please see Career Summary section.
- ◆ Won fifth consecutive Louisville Silver Slugger Award...For more info, see Career Summary section.

JERSEY BOYS

Trout is one of three players born in the state of New Jersey to win the MVP Award.

Player	Year	Club
Joe Medwick	1937	St. Louis Cardinals
Don Newcombe*	1956	Brooklyn Dodgers
Mike Trout	'14, '16, '19	Los Angeles Angels

* Won MVP and Cy Young

FISH WRAP

After winning his second MVP award in 2016, Trout became the third-youngest player all-time to win multiple MVP awards behind only Hal Newhouser and Johnny Bench. - STATS





2021 LOS ANGELES ANGELS

- ◆ Became the first player to lead the A.L. in walks and runs since Trout did so in 2013 (prior to Trout, the last player to lead the A.L. in both categories was Frank Thomas in 1994).
- ◆ Was the only player in the Majors to bat .315 with 100 RBI, 100 R and 100 BB and the first American Leaguer to do so since Miguel Cabrera in 2011...Became the first to boast those numbers in a season before his age-25 campaign since Alex Rodriguez in 2000.
- ◆ Finished the season as one of two American Leaguers to post a .300/.400/.500 slash line (David Ortiz).
- ◆ Joined Ty Cobb (1915) as the only players ever to hit .315, walk 115 times, score 120 runs and steal 30 bases.
- ◆ According to STATS, this year became the second-youngest player with 25 HR, 25 SB and 100 BB in a season...Youngest was Trout in 2013.
- ◆ Became the 12th player in American League history to log a 100-R/100-BB/ 100-RBI season prior to their age-25 campaign: Ted Williams (2 times), Troy Glaus (2), Frank Thomas (2), Mickey Mantle (2), Jimmie Foxx (2), Lou Gehrig (2), Alex Rodriguez (1), John Olerud (1), Reggie Jackson (1), Charlie Keller (1) and Babe Ruth (1).

ALL-STAR REGISTRY

2-time All-Star Game MVPs

Player	Years
Willie Mays	1963 & 1968
Steve Garvey	1974 & 1978
Gary Carter	1981 & 1984
Cal Ripken Jr.	1991 & 2001
Mike Trout	2014 & 2015

HOME RUNS

- ◆ Reached the 25-home run mark for the fifth straight season, joining Vladimir Guerrero as only Angels to do so.
- ◆ Tallied 15 home runs in the first half of the season for the fourth consecutive year...Is one of six players all-time with four seasons of 15+ homers before the Midsummer Classic before age-25-season or younger: Miguel Cabrera (2004-07), Albert Pujols (2001-04), Alex Rodriguez (1996-00), Orlando Cepeda (1958-62) and Jimmie Foxx (1929-32).

RBI

- ◆ Logged 100th RBI in final at-bat of the season...Eclipsed the 100-RBI mark for the second time in career (111 in 2014).

RUNS

- ◆ Paced the Majors with 123 runs scored...Marked second time in career leading the Majors in runs scored (129 R in 2012) and the fourth time leading the A.L. (2012-14).
- ◆ The 123 runs were the third-most scored by an Angel in a single season, trailing only Trout's franchise-record 129 runs in 2012 and Vladimir Guerrero's 124 runs in 2004.
- ◆ Scored at least 50 runs before the All-Star break for the fifth consecutive season...Joins Alex Rodriguez as the only players to ever accomplish the feat prior to their age-25 season.

WALKS

- ◆ Led the Majors in walks...The 116 walks set a new franchise record, surpassing Tony Phillips' previous mark of 113 in 1995.
- ◆ With 110 walks in 2013, is the 10th player in American League history to record two, 100-walk seasons prior to his age-25 campaign: Rickey Henderson (3 times), Mickey Mantle (3), Ted Williams (3), Troy Glaus (2, with Angels), Frank Thomas (2), Eddie Yost (2), Charlie Keller (2), Jimmie Foxx (2) and Lou Gehrig (2).

TED TALK

After pacing the A.L. in walks and runs scored in both 2013 and 2016, Trout became the first player since Ted Williams to lead his league in both categories multiple times.

SABERMETRICS

- ◆ Posted a Major League-leading 10.6 Wins Above Replacement (WAR), the second-highest mark of career (10.8 in 2012).
- ◆ Led the American League for the fifth consecutive year, becoming the first player to lead his league WAR for five straight seasons since Babe Ruth.
- ◆ According to *Baseball Reference*, led the league in runs created (148) for the fourth consecutive season...Finished the year leading Jose Altuve (2nd in A.L.) by 13 RC, the largest differential between first and second in A.L. since 2006.

2015

- ◆ Finished in the Top 10 of several of the American League's offensive categories including average (9th), runs (3rd), home runs (T-3rd), walks (92, 3rd), OBP (2nd) and slugging (1st)...One of two Angels to ever lead the league in slugging percentage, joining Bobby Grich in 1981 (.543).
- ◆ Finished second in the A.L. MVP race...Garnered 304 points (seven first-place votes), 81 points behind Toronto's Josh Donaldson...Marked fourth consecutive season finishing in the Top 2 of the A.L. MVP race...Joined Yogi Berra as the only players to accomplish the feat...Is one of five players to finish second in the MVP vote at least three times during their careers: Stan Musial (4 times), Ted Williams (4), Albert Pujols (4) and Mickey Mantle (3).

HOME RUNS

- ◆ One of 11 American Leaguers to hit 40 home runs in a season prior to their age 24-year-old campaign and first Angel since Troy Glaus did so in 2000 (47 HR).
- ◆ Hit 26 home runs prior to the All-Star Break, tying the franchise record...One of six A.L. players with 25 homers before

2021 LOS ANGELES ANGELS



the All-Star break in their age 23-year-old season or younger...2015 marks second season with at least 20 home runs prior to Midsummer Classic, joining Albert Pujols (2001-03), Jose Canseco (1986 and 1988) and Eddie Mathews (1955 & 1953) as the only players to accomplish the feat prior to their age-24-year-old season. He and Albert Pujols were just the fourth pair of teammates to log 25 home runs before the All-Star break and first since Ken Griffey Jr. and Alex Rodriguez did so for the Mariners in 1998.

- ◆ For second straight season, homered in first at-bat of the season (both came vs. Felix Hernandez).

ALL-STAR GAME

- ◆ Tabbed an All-Star for the fourth time in his career (fourth full season)...Went 1-for-3 with a home run, a walk and two runs scored en route to capturing second career All-Star Game MVP award (also, 2014)...Was the first player ever to win the award in consecutive seasons and just the fourth to be named the Midsummer Classic MVP multiple times in his career.
- ◆ Hit sixth leadoff home run in All-Star Game history and first since Bo Jackson in 1989 at Anaheim Stadium...With a single in 2012, a double in 2013, a triple in 2014 and a homer in 2015 (all in his first at-bat of the game), joined Lou Whitaker, George Brett and Ted Williams as the only players to tally an All-Star Game cycle during their career.

FIELDING

- ◆ Played flawless defense in 156 games in center field (1362.2 innings)...Was the first Angels center fielder to play at least 150 games in a single season without committing an error and just the second Halo outfielder to do so (Brian Downing in 1982)...Was the first American League center fielder to accomplish the feat since Curtis Granderson in 2012 and just the fourth (fifth occurrence) to do so since 2000.

MISC

- ◆ One of seven players all-time to score 100 runs, tally 40 home runs and steal 10 bases in an age-23-year-old season or younger: Troy Glaus in 2000, Alex Rodriguez in 1999 and 1998, Ken Griffey Jr. in 1993, Jose Canseco in 1988, Reggie Jackson in 1969 and Orlando Cepeda in 1961.
- ◆ Named the American League Player of the Month for July... His 12 homers led the Majors while the 24 RBI were tied for first...12 home runs marked the most hit in a single month in his career and tied a franchise record for home runs in the month of July.

SO GOOD, SO YOUNG

Youngest MVPs in baseball history

Player	Year	Club	Age
Vida Blue	1971	OAK	22 yrs., 64 days
Johnny Bench	1970	CIN	22 yrs., 298 days
Stan Musial	1943	STL	22 yrs., 316 days
Cal Ripken Jr.	1983	BAL	23 yrs., 39 days
Mike Trout	2014	LAA	23 yrs., 52 days

2014

- ◆ Named unanimous winner of American League Most Valuable Player Award as voted on by the Baseball Writers' Association of America (BBWAA) after batting .287 (173/602) with 39 doubles, nine triples, 36 home runs, 111 RBI, 83 walks, 16 stolen bases and 115 runs scored with **Angels**...Third Halo to win the award, joining Vladimir Guerrero (2004) and Don Baylor (1979).
- ◆ Tallied a total of 420 points (all 30 first-place votes) and finished 191 votes ahead of second-place finisher Victor Martinez...Just 17th unanimous winner (18th occurrence) in MVP voting process (10th in A.L. history) and youngest ever to accomplish the feat.
- ◆ Set career highs in home runs and RBI while matching a career best in doubles and triples.
- ◆ Ranked in Top 10 in several A.L. offensive categories including runs (115, 1st), RBI (111, 1st), extra-base hits (84, 1st), triples (9, 3rd), slugging percentage (.561, 3rd), walks (83, 4th), home runs (36, T-4th), doubles (39, 6th), OBP (.377, 7th).
- ◆ Just fourth player since 1901 with 115 runs scored, 35 doubles, five triples and 35 home runs in his age-22-year-old season or younger: Alex Rodriguez in 1998, Joe DiMaggio in 1937 and Hal Trosky in 1934.

AWARDS

- ◆ Named to third consecutive All-Star game, fourth A.L. outfielder with three All-Star selections before turning 23, joining Mickey Mantle, Al Kaline and Ken Griffey Jr...Named as Ted Williams Most Valuable Player of Midsummer Classic after going 2-for-3 with a double, triple, two RBI and a run scored...Joined Ken Griffey Jr. in 1992 and Ted Williams in 1941 to have multiple extra-base hits in an All-Star Game before turning 23...At 22 years, 342 days old, is second-youngest player to win award, behind only Ken Griffey, Jr. (1992) at 22 years, 236 days...Fourth Angel to win award, joining Leon Wagner (1962), Fred Lynn (1983) and Garret Anderson (2003).
- ◆ Won third consecutive Louisville Silver Slugger Award (for more info, see Career Summary section).
- ◆ Finished first half of season batting .310 (107/345) with 26 doubles, five triples, 22 home runs, 73 RBI and 65 runs scored...Since 1914, is one of five players to log 25 doubles, 20 home runs and 5 triples before All-Star break: Duke Snider in 1954, Chuck Klein in 1932, Chick Hafey in 1929 and Lou Gehrig in 1927.

TROUTSTANDING

Youngest players to hit for cycle in A.L. history

Player	Age	Season	Team
Mike Trout	21 yrs. 288 days	2013	Angels
Alex Rodriguez	21 yrs. 313 days	1997	Mariners
Jim Fregosi	22 yrs. 115 days	1964	Angels

TROUT





2021 LOS ANGELES ANGELS

HOME RUNS

- ◆ One of eight players (ninth occurrence) in A.L. history to log a 35-homer campaign prior to their age-23 season: Alex Rodriguez (1996 and 1998), Juan Gonzalez (1992), Boog Powell (1964), Ted Williams (1941), Joe DiMaggio (1937), Hal Trosky (1934) and Jimmie Foxx (1930).
- ◆ First Angel with 35-or-more home runs since Vlad Guerrero in 2004.
- ◆ Hit game-tying grand slam in bottom of 8th June 6 off Chris Sale...Marked second career grand slam...Was the second grand slam in club history to tie a game in the 8th inning or later (also, Mark Ryal, Sept. 10, 1987 vs. TEX).
- ◆ Homered in first at-bat of the season...Was 49th home run hit by a Halo on Opening Day...Home run also marked 400th career hit.

RBI

- ◆ Led American League with 111 RBI and established a new career high (97 RBI in 2013)...Just second Halo to lead league in runs batted in: Don Baylor (139 in 1979).
- ◆ First Angel with at least 110 RBI since Vlad Guerrero in 2007 (125)...Is one of three Angel center fielders with 100 RBI seasons: Garret Anderson in 2000 (117 RBI) and Jim Edmonds in 1995 (107).

BATTING SECOND

- ◆ Is one of five players all-time with 35 HR and 105 RBI batting 2nd: Eddie Matthews – 46, 114 in 1959; Alex Rodriguez – 38, 114 in 1998; Jay Bell – 38, 111 in 1999 and Aaron Hill – 36, 108 in 2009.
- ◆ One of nine players all-time to drive in 100 runs from the No. 2 slot in the order and first since Aaron Hill's 108 in 2009.

2013

- ◆ Ranked in the A.L. top 10 in several offensive categories including: average (.323, 3rd), hits (190, T-4th), runs (109, 1st), doubles (39, T-7th), triples (9, 2nd), RBI (97, 9th), walks (110, 1st), slugging (.557, 4th), OBP (.432, 2nd) and stolen bases (33, 8th)...First Major Leaguer to lead league in walks and runs scored since Jeff Bagwell in 1999 with Houston and first A.L. player to do so since Frank Thomas in 1994.
- ◆ Also first player in A.L. history with 25 home runs, 30 stolen bases and 100 walks in a single season.
- ◆ Joined Ty Cobb (1915) and Lenny Dykstra (1993) as only players since 1900 to tally 190 hits, 100 walks and 30 stolen bases in a season.
- ◆ Set a new franchise record by reaching base safely 309 times...Also broke Rickey Henderson's mark (301) for times on base by a player in his age-21 or younger season.
- ◆ Became second-youngest player with 25 home runs and 30 stolen bases in a season...Only player younger was Trout himself in 2012.

LOOK-ALIKES

Players with 350 H, 200 R and 175 BB before their age-22 season

Player	Years	Hits / Runs / Walks
Jimmie Foxx	1925-1929	372 / 241 / 178
Mel Ott	1926-1930	570 / 359 / 203
Ted Williams	1939-1940	378 / 265 / 203
Mickey Mantle	1951-1953	398 / 260 / 197
Al Kaline	1953-1956	540 / 268 / 175
Ken Griffey Jr.	1989-1991	478 / 228 / 178
Mike Trout	2011-2013	399 / 258 / 186

WALKS

- ◆ Led A.L. in walks with 110...Third-youngest player (22 yrs. 53 days) to lead a league in free passes since 1900: Donie Bush, 1901, 21 yrs., 360 days led the A.L. and Joe Morgan, 1965, 22 yrs., 14 days led the N.L.
- ◆ According to STATS, was the fourth-youngest A.L. player to draw 100 walks, trailing only Ted Williams (21 yrs. 23 days in 1939), Rickey Henderson (21 yrs. 259 days in 1980) and Jimmie Foxx (21 years, 341 days in 1929).
- ◆ Joined John McGraw, Jimmie Foxx, Mel Ott, Ted Williams and Rickey Henderson as the only players to collect at least 100 walks in their age-21 or younger season.

RUNS

- ◆ Led the American League in runs scored (109) for the second straight season...Was the first player to lead either league in runs in consecutive campaigns since Albert Pujols in 2009 and 2010 and the first Angel ever to accomplish the feat.

MISC

- ◆ For the second straight season, led the Majors in WAR (Wins Above Replacement)...By Fangraphs WAR, his 10.4 WAR in 2013 and his 10.0 WAR in 2012 make him the eighth player in MLB history to post 10 WAR in back-to-back seasons, joining Ty Cobb, Babe Ruth, Rogers Hornsby, Ted Williams, Mickey Mantle, Willie Mays and Barry Bonds.
- ◆ Finished the first half batting .322 (119/370) with 65 runs scored, 29 doubles, eight triples, 15 HR and 59 RBI...Joined Lou Gehrig (1927), Chuck Klein (1932) and Duke Snider (1954) as the only Major Leaguers since 1916 to have at least 25 doubles, five triples, 15 home runs and 115 hits before the All-Star break.
- ◆ Played 300th career game Aug. 17...Joined Ted Williams and Wade Boggs as the only players since 1935 with at least 360 hits and 150 walks in their first 300 games...Also joined Joe DiMaggio, Ernie Banks, Willie Mays and Nomar Garciaparra as the only Major Leaguers to log 15 triples and 55 home runs in their first 300 tilts.
- ◆ For the second straight season, named by *Baseball America* as the Major League Player of the Year.

TROUT

2021 LOS ANGELES ANGELS



2012

- ◆ In voting by BBWAA, named unanimous winner of American League Rookie of Year, becoming just second Angel to win award (Tim Salmon in 1993)...Received all 28 first-place votes, making him 18th unanimous selection in history of award and just eighth in A.L. history.
- ◆ Finished 2nd in voting for A.L. Most Valuable Player Award...Received six first-place votes and 281 total points...Highest finish by a rookie in MVP race since Ichiro Suzuki won award in 2001.
- ◆ Finished year in A.L.'s top five in several offensive categories including average (2nd), runs scored (1st, led Majors), steals (1st, led Majors), slugging (.564, 3rd) and on-base percentage (.399, 3rd)...Became first player to hit above .320 with 30 HR and 125 runs scored since Albert Pujols in 2005 and first A.L. player to do so since Manny Ramirez in 1999 (w/ CLE).
- ◆ Became first player in Major League history to steal 45 bases, score 125 runs and hit 30 home runs in a single season...Also is only Major Leaguer to ever hit .320 or above with 30 homers and 45 steals in single campaign... Fell one stolen base shy of joining Barry Bonds and Eric Davis as only players to post a 30-HR/50-SB season.
- ◆ First rookie in MLB history to record a 30-HR/40-SB season...One of six rookies to hit .320 or above with 30 or more home runs: Hal Trosky - .330, 35 HR in 1934, Ted Williams - .327, 31 HR in 1939, Walt Dropo .322, 34 HR in 1950, Tony Oliva - .323, 32 HR in 1964 and Albert Pujols - .329, 37 HR in 2001.
- ◆ Missed first 20 games of Major League season after starting year with Triple-A Salt Lake...Recalled April 28 after batting .403 (31/77) with four doubles, five triples, a home run and 13 RBI in 20 games with Bees.

FISH TALE

Prior to Trout's call-up on Apr. 28, the Angels posted a 6-14 record, tied for the 28th-best record in baseball and were averaging 3.7 runs per game...From Apr. 28 on, the club went 83-59, the second-best record in the A.L. (0.5 GB) and averaged 4.9 runs per game.

HOME RUNS

- ◆ His 30 HR from leadoff spot are a new Angels franchise record...Since the start of 1974 season, his 30 home runs were tied with Nomar Garciaparra (30 HR in 1997) for most by a rookie leadoff hitter.
- ◆ With 30th home run (Sept. 30), joined Bobby Bonds (1977) as the only Angels to ever record a 30-HR/40-SB season...Was youngest player to ever reach 30 HR and 30 SB in a season (age 21).

RUNS

- ◆ Led Majors with 129 runs...Became youngest player ever to lead A.L. in runs (21 years, 57 days).
- ◆ With his 125th run scored Sept. 28, set a new Angels single-season record, passing Vladimir Guerrero's mark of 124 runs in 2004.
- ◆ Had a streak of 15 consecutive games with a run scored from July 5-23...Tied longest such streak by an MLB rookie, set by Roy Hartsfield with Boston Braves in 1950 – ELIAS.

STOLEN BASES

- ◆ With his 49 stolen bases, became first Halo to lead Majors in steals since Chone Figgins' 62 in 2005...On August 23, became youngest player to steal at least 40 bases in a season since Ty Cobb in 1907.
- ◆ Successful on 49 of 54 stolen base attempts (90.7%)...90.7% success rate is tops in franchise history (min. 50 attempts).

DEFENSE

- ◆ Posted .988 fielding percentage in outfield, including a .993 showing in center...Robbed approximately four home runs in 2012, becoming one of four players since 2004 to have four robberies in a season: Nook Logan (2005 Tigers), Gary Matthews Jr. (2006 Rangers) and Adam Jones (2009 Orioles)...According to FanGraphs, saved 22 runs on defense which ranked fifth in Majors.

PRE-ALL-STAR BREAK

- ◆ Hit .341 (88/258) with 15 doubles, 12 home runs, 40 RBI and 26 stolen bases in 64 games before All-Star break... Finished first half of season leading A.L. in average... According to ELIAS, was the first A.L. rookie to lead league in average at the break since Jim Gentile in 1960 (.328).
- ◆ Became first player in franchise history to steal 25 bags and hit 10 home runs before break.

TROUT'S CLOUT

Age-20 season batting .320+ with 30 home runs

Player	Season	Average / Home Runs
Mel Ott	1929	.328 / 42 HR
Ted Williams	1939	.327 / 31 HR
Alex Rodriguez	1996	.358 / 36 HR
Mike Trout	2012	.326 / 30 HR

RUN, ROOKIE!

Most runs scored by an A.L. rookie

Player	Runs	Games	Year
1. Joe DiMaggio	132	138	1936
2. Ted Williams	131	149	1939
3. Mike Trout	129	136	2012

TROUT





2021 LOS ANGELES ANGELS

MISC

- ◆ According to Baseball-Reference.com, his 10.7 Wins Above Replacement (WAR) was best for any player since Barry Bonds' back-to-back seasons of 11.6 (2001-03)...Only three players 25 or younger posted a better WAR: Babe Ruth - 11.6 in 1920 (age 25), Lou Gehrig - 11.5 in 1927 (age 24), Mickey Mantle - 11.1 in 1957 and 11 in 1956 (age 24 and 25)...The last center fielder to post a 10.5 WAR or higher was Willie Mays with 10.9 in 1965.
- ◆ Hit .353 with 18 HR and 31 stolen bases by the end of July, joining Rickey Henderson (.352, 16 HR, 47 SB in 1985) as only two players in Major League history to hit .350 or above with 15+ HR and 30 or more SB before August 1.
- ◆ Set A.L. record for July home runs by a rookie (10).
- ◆ After his first 81 games of season (on July 31), had scored 80 runs and driven in 55 RBI...The last rookie to do so was Joe DiMaggio (87, 83) in 1936 - ELIAS...Only one other player since 1920 has had as many hits (116), RBI (55) and SB (31) in his first 81 games of a season as Trout has had through his first 81 - George Sisler in 1922 - ELIAS.

AWARDS

- ◆ Honored by *Baseball America* as its 2012 Player of the Year and Rookie of the Year...Became first player to win both awards in same season, and first Angel to win either award.
- ◆ Voted by his teammates as Club's team MVP...Joins Bobby Knoop (1964), Tim Salmon (1993) and Mark Trumbo (2011) as only rookies ever to win award.
- ◆ Participated in his first career All-Star Game July 10, going 1-for-1 with a walk and a stolen base...Became youngest player to collect a hit in an All-Star Game since Al Kaline in 1955...Was seventh-youngest A.L. position player in history of the Midsummer Classic, including fifth-youngest A.L. All-Star outfielder - ELIAS.
- ◆ Named both A.L. Player of the Month and Rookie of the Month for July...First A.L. position player to win both awards in same month.
- ◆ Received American League Rookie of Month honors in May, June, July and August...Was first rookie to ever win award in four consecutive months and first to receive honor four times in a season since Ichiro Suzuki in 2001.
- ◆ Nominated for *Sports Illustrated's* Sportsman of the Year.

PRIZED TROUT

Notable awards for Trout in 2012...

A.L. Rookie of the Year

Louisville Silver Slugger

Oscar Charleston Award (A.L.)

BBWAA's Angels Team MVP

A.L. Player of the Month for July

Angels Team MVP

Baseball America's Player of the Year

A.L. Outstanding Rookie - Player's Choice Awards

MLBPAA overall Heart and Hustle Award recipient

A.L. Rookie of the Month - May, June, July & Aug.

A.L. All-Star

Baseball America's Rookie of the Year

Sporting News's A.L. Rookie of the Year

Wilson's Defensive Player of the Year

Co-A.L. Player of the Week (June 10)

2011

- ◆ Had contract selected by **Angels** July 8 and made MLB debut as starting center fielder (0/3) that evening...At age 19 years, 335 days, was youngest player to make MLB debut for Angels since May 30, 1971, when Andy Hassler debuted at age 19 years, 224 days...Third-inning bunt single off Michael Pineda July 9 vs. Seattle marked first Major League hit...RBI single in 6th July 15 at Oakland marked first career RBI...Hit first MLB HR (3-run) July 24 at Baltimore in front of several family members and friends in attendance from New Jersey...Two weeks shy of his 20th birthday, became third teenager to homer for Angels, joining Ed Kirkpatrick and Aurelio Rodriguez.
- ◆ Hit two home runs August 30 at Seattle (2/4, 3 R, 2 HR, 5 RBI)...At 20 years and 23 days old, became youngest Angel with two HR in a game (previously Tom Brunansky at 20 years, 234 days in 1981).
- ◆ Participated in the Arizona Fall League after season.

POSTSEASON SUMMARY

- ◆ Made postseason debut in **2014** vs. Kansas City...Started all three games in center field...Went 1-for-12 (.083) with a home run, RBI and a run scored...Connected for solo home run in the first inning of Game 3...Gave the Angels their only lead of series...At 23 years, 59 days old, became youngest Angel to homer in the postseason, surpassing Dick Schofield's previous mark of 23 years, 323 days (homered in Game 3 of the ALCS vs. Baltimore).

DIVISION SERIES TOTALS

Year	Club, Opp	AVG	G	AB	R	H	2B	3B	HR	RBI	SH	SF	HBP	BB	IBB	SO	SB	CS	GDP	SLG	OBP	E
2014	-LAA, KC	.083	3	12	1	1	0	0	1	1	0	0	0	3	0	2	0	1	0	.333	.267	0

2021 LOS ANGELES ANGELS



NOTABLE MINOR LEAGUE AWARDS AND HONORS

- ◆ **2011** *Baseball America's* 2011 Minor League Player of Year...*Sporting News's* Minor League Player of the Year...*Tops* Double-A All-Star...Texas League Mid-Season and Post-Season All-Star...MiLB.com Organizational All-Star...Arizona League Rising Stars Game...*Baseball America* Minor League All-Star...MLB Futures Game Selection.
- ◆ **2010** Midwest League Most Valuable Player...Prospect of the Year in both the California and Midwest Leagues...Midwest League Mid-Season and Post-Season All-Star...MiLB.com Organizational All-Star...*Baseball America* Minor League All-Star...MLB Futures Game Selection...*Tops* Class-A All-Star...Selected to USA Baseball roster for the Pan American Games/World Cup Qualifying Tournament.
- ◆ **2009** Arizona League Post-Season All-Star.

CAREER TRANSACTIONS

- ◆ June 9, 2009...Selected by the **Angels** in the 1st round (25th overall) of the First-Year Player Draft.
- ◆ Mar. 28, 2014....Signed six-year extension with the **Angels**.
- ◆ Mar. 20, 2019....Signed 12-year extension with the **Angels**.

PERSONAL/MISC

- ◆ Michael Nelson Trout...On Twitter: @MikeTrout.
- ◆ He and wife Jessica (married Dec. 16, 2017) welcomed their first child, son Beckham Aaron Trout on July 30, 2020...Beckham's middle name is a tribute to Jessica's late brother, Aaron Cox
- ◆ Mike and Jessica have collaborated with the sports apparel brand Tiny Turnip to create a campaign titled "Your Game Isn't Over Yet"...Proceeds of sales from the campaign's exclusive shirt are donated in support of the American Foundation for Suicide Prevention...For more information on the program, click [HERE](#).
- ◆ Was the focal point in MLB Network Presents documentary series, *Mike Trout: Millville to MVP*, which debuted in April 2017...In 2018, was the focus of an episode of ESPN's *E60*.
- ◆ Is an avid hunter in offseason...Also enjoys fishing, golfing, table tennis (ping-pong) and weather forecasting.
- ◆ Active participant in the Angels Baseball Foundation's monthly visits to the Children's Hospital of Orange County.
- ◆ Has appeared on cover of several major publications including *Men's Health*, *Sports Illustrated* & *ESPN The Magazine*.
- ◆ On July 24, 2015, the Club unveiled a life-size bobblehead of Trout to commemorate his MVP Award...The bobblehead currently sits on the Terrace Level near Section 221.
- ◆ In 2014, President Obama referred to Trout during a speech discussing the versatility of the farm bill..."It's like Mike Trout, for those of you who know baseball. It's somebody who's got a lot of tools and multitasks."
- ◆ During the 2014 season, Nike debuted the Nike Lunar Vapor Trout...Is just the second baseball player to have his own signature Nike shoe, joining Ken Griffery Jr....Company released the second edition in 2015, third in 2016, fourth in 2017, fifth in 2018 and sixth in 2019.
- ◆ Had scholarship to East Carolina University before being drafted by Angels...Switched from shortstop to outfield as a senior at Millville H.S. in New Jersey...Set the New Jersey high school record with 18 home runs as a senior...Tossed a no-hitter against Egg Harbor Township...At one point during career, tried to switch hit...Was an All-Conference basketball player and was the high school's quarterback and safety...In 2013, high school renamed their baseball field after him.
- ◆ Father, Jeff, played in Twins farm system after being drafted by Minnesota in the 5th round out of the University of Delaware...Prior to his retirement, Jeff Trout taught and coached football at Millville H.S.
- ◆ Originally signed by Angels scout Greg Morhardt...Morhardt played in minor leagues with Jeff Trout...Only player to appear at the MLB Network studios for 2009 Draft.

MISCELLANEOUS STATS

TWO-HR GAMES (20)

Aug. 10, 2020 vs. Oakland
July 3, 2019 at Texas
Sept. 8, 2018 at Chicago (A.L.)
June 11, 2018 at Seattle
Sept. 17, 2015 at Minnesota
July 10, 2015 at Seattle
June 17, 2014 at Cleveland

Aug. 5, 2020 at Seattle
June 19, 2019 vs. Toronto
July 25, 2018 vs. Chicago (A.L.)
Sept. 29, 2017 vs. Seattle
July 26, 2015 vs. Texas
Apr. 17, 2015 at Houston
Aug. 30, 2011 at Seattle

July 7, 2019 at Houston
April 5, 2019 vs. Texas
June 12, 2018 at Seattle
Aug. 19, 2017 at Baltimore
July 8, 2015 at Colorado
Sept. 13, 2014 vs. Texas

CAREER GRAND SLAMS (6)

June 19, 2019 at Toronto
July 26, 2015 vs. Texas

April 6, 2019 vs. Texas
June 7, 2014 vs. Colorado

Sept. 17, 2015 at Minnesota
Apr. 20, 2013 vs. Detroit

CAREER LEADOFF HOME RUNS (5)

Sept. 28, 2012 at Texas
Aug. 8, 2012 vs. Boston

Sept. 9, 2012 vs. Detroit
Aug. 18, 2012 vs. Tampa Bay

Sept. 8, 2012 vs. Detroit

CAREER WALK-OFF HITS / RBI (3)

July 17, 2015 vs. BOS (Solo HR; 9th)

July 4, 2014 vs. HOU (Solo HR; 9th)

May 15, 2014 vs. TB (3-run HR; 9th)

TROUT





2021 LOS ANGELES ANGELS

ALL-STAR GAME RECORD

Year	Club_Site	AVG	G	AB	R	H	2B	3B	HR	RBI	SH	SF	HBP	BB	IBB	SO	SB	CS	GDP	SLG	OBP	E
2012—A.L., KC		1.000	1	1	0	1	0	0	0	0	0	0	0	1	0	0	1	0	0	1.000	1.000	0
2013—A.L., NYM		.333	1	3	0	1	1	0	0	0	0	0	0	1	0	0	0	0	1	.667	.333	0
2014—A.L., MIN		.667	1	3	1	2	1	1	0	2	0	0	0	0	0	0	0	0	0	1.667	.667	0
2015—A.L., CIN		.333	1	3	2	1	0	0	1	1	0	0	0	1	0	1	0	0	0	1.333	.500	0
2016—A.L., SD		.333	1	3	0	1	0	0	0	0	0	0	0	0	0	1	0	0	0	.333	.333	0
2017—A.L., MIA																						
--DID NOT PLAY DUE TO INJURY--																						
2018—A.L., WAS		.500	1	2	1	1	0	0	1	1	0	0	0	1	0	0	0	0	0	2.000	.667	0
2019—A.L., CLE		.000	1	2	0	0	0	0	0	0	0	0	0	0	0	0	0	0	0	.000	.000	0
TOTALS		.412	7	17	4	7	2	1	2	4	0	0	0	3	0	2	1	0	1	1.000	.500	0

CAREER FIELDING

POS	PCT	G	PO	A	E	TC	DP
OF	.993	1182	2888	38	20	2946	10

TROUT'S CAREER HIGHS

	SEASON		GAME
AVG	.326 — 2012	H	5 — 2 times; last, 9/8/18 at CWS
H	190 — 2013	HR	2 — 20 times; last, 8/10/20 vs. OAK
R	129 — 2012	R	4 — 6 times; last, 8/29/20 vs. SEA
2B	39 — 2014 & 2013	2B	3 — 5/26/18 at NYY
HR	45 — 2019	RBI	7 — 6/19/19 at TOR
RBI	111 — 2014	SB	3 — 3 times; last, 8/6/12 at OAK
SB	49 — 2012	Hit Streak	17 — Apr. 17 - May 5, 2017

TROUT



2021 LOS ANGELES ANGELS



#10

JUSTIN UPTON

BORN: AUG. 25, 1987 **OPENING DAY AGE:** 33
BIRTHPLACE: NORFOLK, VA **RESIDES:** SCOTTSDALE, AZ
MLB SERVICE: 13 YEARS, 60 DAYS
ACQUIRED: FROM DETROIT IN EXCHANGE FOR A PTBNL (RHP ELVIN RODRIGUEZ) AND RHP GRAYSON LONG, AUG. 31, 2017
SIGNED THRU: 2022; SIGNED FIVE-YEAR CONTRACT, NOV. 2, 2017



OUTFIELDER

HEIGHT: 6-1

WEIGHT: 215

BATS: R

THROWS: R

UPTON'S LIFETIME PLAYING RECORD

Year	Club	AVG	G	AB	R	H	2B	3B	HR	RBI	SH	SF	HBP	BB	IBB	SO	SB	CS	GDP	OBP	SLG	E
2006	—South Bend	.263	113	438	71	115	28	1	12	66	0	6	5	52	3	96	15	7	6	.343	.413	6
2007	—Visalia	.341	32	126	27	43	6	2	5	17	0	2	3	19	1	28	9	4	2	.433	.540	3
	Mobile	.309	71	259	48	80	17	4	13	53	0	5	5	37	3	51	10	7	6	.399	.556	5
	ARIZONA	.221	43	140	17	31	8	3	2	11	0	0	1	11	4	37	2	0	3	.364	.283	5
2008	—ARIZONA	.250	108	356	52	89	19	6	15	42	0	3	4	54	6	121	1	4	3	.463	.353	11
	Tucson (1)	.279	15	61	13	17	3	1	3	10	0	0	0	7	0	26	2	0	0	.353	.508	2
2009	—ARIZONA	.300	138	526	84	158	30	7	26	86	1	4	2	55	3	137	20	5	10	.532	.366	12
	Visalia (1)	.250	2	8	1	2	0	0	1	6	0	0	0	1	0	3	1	0	0	.333	.625	0
2010	—ARIZONA	.273	133	495	73	135	27	3	17	69	1	7	4	64	5	152	18	8	20	.442	.356	4
2011	—ARIZONA	.289	159	592	105	171	39	5	31	88	0	4	19★	59	9	126	21	9	8	.529	.369	13
2012	—ARIZONA	.280	150	554	107	155	24	4	17	67	0	6	5	63	5	121	18	8	7	.430	.355	5
2013	—ATLANTA	.263	149	558	94	147	27	2	27	70	1	4	5	75	4	161	8	1	12	.464	.354	4
2014	—ARIZONA	.270	154	566	77	153	34	2	29	102	0	8	6	60	1	171	8	4	10	.491	.342	8
2015	—SAN DIEGO	.251	150	542	85	136	26	3	26	81	0	5	4	68	5	159	19	5	10	.454	.336	3
2016	—DETROIT	.246	153	570	81	140	28	2	31	87	0	2	4	50	2	179	9	4	15	.465	.310	4
2017	—DETROIT	.279	125	459	81	128	37	0	28	94	0	1	3	54	2	147	10	5	6	.362	.542	4
	LAA	.245	27	98	19	24	7	0	7	15	0	0	0	17	1	33	4	0	3	.357	.531	1
2018	—LAA	.257	145	533	80	137	18	1	30	85	0	6	10	64	1	176	8	2	12	.463	.344	4
2019	—Inland Empire (1)	.333	6	21	7	7	1	0	2	6	0	0	0	4	0	5	0	0	0	.440	.667	0
	LAA	.215	63	219	34	47	8	0	12	40	0	5	0	32	0	78	1	1	5	.416	.309	4
2020	—LAA	.204	42	147	20	30	5	0	9	22	0	1	7	11	0	43	0	2	6	.422	.289	2
MAJOR TOTALS		.265	1739	6355	1009	1681	337	38	307	959	3	56	74	740	49	1841	147	58	130	.474	.345	87
A.L. TOTALS		.250	555	2026	315	506	103	3	117	343	7	15	24	231	7	656	32	14	47	.331	.477	19
N.L. TOTALS		.271	1184	4329	694	1175	234	35	190	616	3	41	50	509	42	1185	115	44	83	.352	.473	68
MINOR TOTALS		.289	239	913	167	264	55	8	36	158	0	13	13	120	7	209	37	18	14	.375	.485	20

★ led or tied for league lead
 (1) rehab assignment

Disabling Injuries: **2019** — Left foot turf toe; disabled Mar. 28 (retro to Mar. 25)-June 17.
2018 — Left index finger laceration; disabled Aug. 21 (retro to Aug. 19)-30.
2009 — Right ribcage muscle strain; disabled Aug. 6-26.
2008 — Left oblique muscle strain; disabled July 9-Aug. 29.

2020 SEASON

- ◆ Completed fourth season (third full) with the **Angels** and 14th of career.
- ◆ After opening the season posting a .099 (7/71) with three home runs and seven RBI, hit .303 (23/76) with five doubles, six home runs, 15 RBI and a 1.003 OPS over his final 22 games.
- ◆ Hit 300th home run of career on July 29.

CAREER SUMMARY

- ◆ 14-year Major League veteran begins fourth full season with the Angels...Signed five-year contract extension Nov. 2, 2017...For more contract info, see Career Transactions section below.
- ◆ Selected to the National League All-Star team three times (2009, 2011, 2015)...Three-time Silver Slugger Award recipient: 2011 with Arizona, 2014 with Atlanta and 2017 with the Tigers/Angels.
- ◆ Named the National League Player of the Month twice in career: May 2009 and April 2013.
- ◆ Tallied 300th career homer July 29 vs. Seattle...Hit 275th career home run July 14, 2018 at Dodger Stadium...One of 11 active players with at least 300 career home runs (see chart).

ACTIVE PLAYERS WITH 300+ HR

Player	HR	Player	HR
Albert Pujols	662	Jay Bruce	318
Miguel Cabrera	487	G. Stanton	312
E. Encarnacion	424	Justin Upton	307
Nelson Cruz	417	Evan Longoria	304
Ryan Braun	352	Mike Trout	302
Robinson Cano	334		





2021 LOS ANGELES ANGELS

- ◆ Made Major League debut with Arizona Aug. 2, 2007 vs. San Diego...Tallied first hit Aug. 4 at Los Angeles (N.L.) and first home run Aug. 7 vs. Pittsburgh.

MAJOR LEAGUE SUMMARY

2019

- ◆ Limited to 63 games due to injury in second full season with the **Angels**...Missed the first 72 games of the season due to left foot turf toe...Initially suffered the injury colliding with the wall during the Club's annual Freeway Exhibition Series... Missed the final 15 games of the season with patellar tendonitis in his right knee...Received a PRP injection Sept. 20.
- ◆ Despite limited playing time, tallied 12 home runs...Two home runs away from 300 in career.

2018

- ◆ In first full season with the **Angels**, set a new franchise record for home runs by a left fielder (30)...Eclipsed Garret Anderson's previous mark of 29 (2002 and 2003)...Was the first Angels outfielder other than Mike Trout to log a 30-homer season since Vladimir Guerrero in 2006 (33 HR).
- ◆ Among A.L. left fielders, ranked third in home runs, fourth in RBI, fourth in average, sixth in hits, and seventh in runs scored...Marked sixth straight season with at least 25 home runs (for more info, see chart to right).
- ◆ Posted a .277 (73/264) clip with 22 home runs and 57 RBI at Angel Stadium compared to .238 (64/269) with eight home runs and 28 RBI on the road.
- ◆ Tallied seven outfield assists with a .987 fielding percentage...The .987 mark as a left fielder ranked third in the A.L.

2017

- ◆ Acquired by the **Angels** from the **Tigers** Aug. 31 for a Player to be Named Later (RHP Elvin Rodriguez) and RHP Grayson Long...Combined between the two Clubs to establish career highs in doubles (44), home runs (35), RBI (109), extra-base hits (79), slugging percentage (.542) and OPS (.904)...Led the Angels in homers following acquisition.
- ◆ Among A.L. leaders, finished in the Top 10 in RBI (4th), extra-base hits (4th), doubles (T-4th), runs (T-7th), home runs (9th), slugging pct. (7th) and OPS (8th)...Was the first American League left fielder with 35 home runs, 100 RBI and 100 runs scored since Jason Bay in 2009.
- ◆ Won third career Louisville Silver Slugger Award (2011 and 2014)...Was the first Angels outfielder to win the award other than Trout since Torii Hunter in 2009.
- ◆ Named a finalist for the Rawlings Gold Glove Award in left field after posting a .976 fielding percentage (8 errors/335 total chances)...Nine outfield assists were tied for third by an American League left fielder.

2016

- ◆ Tied a then career-best 31 home runs during first season with the **Tigers**...Marked second career 30-home run campaign and sixth 25+ home run season.
- ◆ Connected for 200th career home run July 18 vs. Minnesota...Was the 10th active player to reach 200 homers in his age-28 season: Adrian Beltre, Ryan Braun, Jay Bruce, Miguel Cabrera, Prince Fielder, Albert Pujols, Alex Rodriguez, Giancarlo Stanton, and Mark Teixeira.
- ◆ Named A.L. Co-Player of the Week for period ending Sept. 25...Hit .400 (10/25) with three home runs and six RBI...Marked fourth career Player of the Week honors.
- ◆ Led the American League with 12 home runs in September...The 12 homers were the most by a Tiger in the month of September since Hank Greenberg hit 16 in Sept. 1946.

2015

- ◆ In first season with **San Diego**, was tabbed as a National League All-Star for the third time in career...Tallied a hit and a stolen base in the Midsummer Classic and joined Tony Gwynn as the only Padres with a hit and steal in the All-Star Game.
- ◆ Led the Club in runs scored (85), home runs (26), walks (68) and stolen bases (19)...Was the third Padre to lead the team in both home runs and steals: Reggie Sanders in 1999 and Dave Winfield in 1976.
- ◆ Logged 600th career RBI Aug. 21 vs. St. Louis.

2014

- ◆ Received second career Silver Slugger Award during second season with **Atlanta**...Finished the season second in the National League in RBI (102), tied for fourth in home runs (29), sixth in slugging (.491) and seventh in total bases (278).
- ◆ Named National League Player of the Week for the period ending Apr. 13...Hit .591 (13/22) with eight runs scored, four home runs and eight RBI.
- ◆ Tallied 1,000th hit of career and 500th career RBI with a fourth-inning home run Aug. 10 vs. Washington.
- ◆ On Sept. 27, he and brother B.J. became the first pair of brother teammates to homer and notch an outfield assist in the same game.

2013

- ◆ In first season with the **Braves**, ranked tied for fourth in the N.L. with 27 home runs while his 75 walks were good for seventh.
- ◆ Combined to homer in the same game with brother B.J. three different times...Were the fifth set of brothers to homer as teammates in the same game at least three different times.

2021 LOS ANGELES ANGELS



- ◆ Hit five home runs in first five games as a Brave...Per ELIAS, was the first player ever with five home runs in his first five games with a team.
- ◆ Named National League Player of the Month in April after batting .298 (28/94) with 22 runs score and an N.L.-leading 12 home runs.

2012

- ◆ Completed sixth and final season with **Arizona**, setting a new career high with 107 runs scored...The 107 runs ranked second in the National League.
- ◆ Connected for 100th career home run Aug. 3 at Philadelphia...Became the fifth player in Diamondbacks history to tally 100 homers, joining Steve Finley, Luis Gonzalez, Mark Reynolds and Chris Young...Brother B.J. also hit 100th home run on the same evening...Became the sixth pair of brothers to reach the 100-homer plateau: Roberto and Sandy Alomar Jr., Bret and Aaron Boone, Ken and Clete Boyer, Joe and Vince DiMaggio and Bob and Irish Meusel.

2011

- ◆ In fifth season with the **Diamondbacks**, was tabbed as a National League All-Star for the second time in career... Finished fourth in the N.L. MVP vote (Ryan Braun).
- ◆ Captured first Louisville Silver Slugger Award and was named to *The Sporting News'* N.L. All-Star Team.
- ◆ Logged a career-best 31 home runs to become just the 10th player in franchise history to reach the 30-homer mark... Finished in the National League's top 10 in several categories, including doubles (39, 2nd), runs scored (105, T-3rd), extra-base hits (75, T-3rd), home runs (9th) and slugging (.529, 1st).
- ◆ Became the 15th player all-time to record 20 steals and 30 home runs prior to age-24 season...He and brother, B.J., were the first set of brothers to reach the 20 HR/20 SB mark in the same season.
- ◆ Won first career N.L. Player of the Week Award for the period ending June 19 after batting .552 (16/29) with a home run and seven RBI...Shared N.L. Player of the Week honors with Cameron Maybin for the period ending July 24.

2010

- ◆ Played in 133 games in fourth season with **Arizona**...Named the Diamondbacks nominee for the Roberto Clemente Award.
- ◆ Recorded a career-best .985 fielding percentage after committing just four errors...Had a career-best 47-game errorless streak from Apr. 23-June 16.

2009

- ◆ In third big league season (first full) with **Arizona**, set career highs in batting average (.300), slugging percentage (.532) and triples (7).
- ◆ Joined Orlando Cepeda (1959) as the only player in MLB history to hit at least .300 with 25 home runs, 80 RBI and 20 stolen bases in a season prior to their age-22 season.
- ◆ Named to first career All-Star Team after batting .301 (95/316) with 19 doubles, five triples, 16 home runs and 51 RBI in the first half of the season.
- ◆ Named the National League Player of the Month for May after batting .373 (41/110) with 25 runs scored, eight doubles, four triples, seven home runs and 21 RBI.
- ◆ Placed on the disabled list Aug. 6-26 with a right rib cage muscle strain.

2008

- ◆ Limited to 108 games in second season with the **Diamondbacks** but was the youngest player in franchise history to tally 15 doubles and 15 home runs in a season.
- ◆ Logged five home runs through the Club's first 11 games...Only third player in Major League history under 21 to turn the trick.
- ◆ Placed on the D.L. from July 9-Aug. 29 with a left oblique muscle strain.

2007

- ◆ Appeared in 103 games between Double-A **Mobile** and Single-A **Visalia** before making Major League debut with **Arizona** Aug. 2 in San Diego...At 19 years, 342 days, was the youngest Diamondback to ever appear in a game.
- ◆ Tallied first hit Aug. 4 at Los Angeles (N.L)...Hit first home run Aug. 7 vs. Pittsburgh and finished a single shy of becoming the youngest player in Major League history to hit for the cycle.

POSTSEASON EXPERIENCE

- ◆ Has made appearances in three different postseasons, going 11-for-48 (.229) with two doubles, a triple, two home runs and four RBI...In **2013**, started in all four of Atlanta's games during the Division Series against the Dodgers, batting .143 (2/14) with a double and four walks...During the **2011** NLDS vs. Milwaukee, went 4-for-20 (.200), including his first two career postseason home runs...Homered in Game 2 and Game 5 in Milwaukee...Made postseason debut with the Diamondbacks in 2007 at age 20...Went 3-for-5 (.600) with an RBI in Arizona's Division Series win over the Cubs...Batted .222 (2/9) with a double and triple in four games during the NLCS vs. Colorado.





2021 LOS ANGELES ANGELS

DIVISION SERIES TOTALS

Year	Club, Opp	AVG	G	AB	R	H	2B	3B	HR	RBI	SH	SF	HBP	BB	IBB	SO	SB	CS	GDP	SLG	OBP	E
2007	—ARI, CHC	.600	2	5	2	3	0	0	1	0	0	0	0	3	0	0	1	0	0	.600	.750	0
2011	—ARI, MIL	.200	5	20	3	4	0	0	2	3	0	0	0	3	0	6	0	0	.500	.304	0	
2013	—ATL, LAD	.600	2	5	2	3	0	0	1	0	0	0	0	3	0	0	1	0	.600	.750	0	
Totals		.231	11	39	7	9	1	0	2	4	0	0	0	10	0	10	1	0	.410	.388	0	

CHAMPIONSHIP SERIES TOTALS

Year	Club, Opp	AVG	G	AB	R	H	2B	3B	HR	RBI	SH	SF	HBP	BB	IBB	SO	SB	CS	GDP	SLG	OBP	E
2007	—ARI, CHC	.222	4	9	0	2	1	1	0	0	0	0	2	0	0	3	0	0	.556	.364	0	

NOTABLE MINOR LEAGUE AWARDS AND HONORS

- ◆ **2007** *USA Today's* Minor League Player of the Year...*Baseball America* Minor League and Double-A All-Star...*Baseball America's* California League and Southern League Top Prospect...Southern League's Mid-Season and Post-Season All-Star...California League Player of the Week (Apr. 29)...Southern League Player of the Week (June 3).
- ◆ **2006** Midwest League Mid-Season All-Star...Ranked as Arizona's No. 1 prospect and baseball's ninth-best prospect by *Baseball America*.

CAREER TRANSACTIONS

- ◆ June 7, 2005...Selected by the **Diamondbacks** in the 1st round (1st pick) of the First-Year Player Draft.
- ◆ Mar. 3, 2010...Signed a five-year contract with the **Diamondbacks**.
- ◆ Jan. 24, 2013...Acquired by **Braves** along with INF Chris Johnson from the **Diamondbacks** for INF Nick Ahmed, RHP Randall Delgado, INF Brandon Drury, OF Martin Prado and RHP Zeke Spruill.
- ◆ Dec. 19, 2014...Acquired by the **Padres** along with RHP Aaron Northcraft in exchange for INF Dustin Peterson, LHP Max Fried, INF Jace Peterson and OF Mallex Smith.
- ◆ Jan. 20, 2016...Signed a six-year contract with the **Tigers**.
- ◆ Aug. 31, 2017...Acquired by the **Angels** from the Tigers for a PTBNL (RHP Elvin Rodriguez) and RHP Grayson Long.
- ◆ Nov. 2, 2017...Signed a five-year contract with the **Angels**.

PERSONAL/MISC

- ◆ Justin Irvin Upton...On Twitter: @JUST_JUP
- ◆ Married: Ashley Borrer, Dec. 16, 2017...Couple has two daughters: Sydnee, Evyn...Daughter Evyn was diagnosed with Emanuel Syndrome, a rare genetic disorder which has led Justin and Ashley to become active in spreading ES awareness...Couple hosted a virtual 5K during the 2020 offseason.
- ◆ Favorite NFL team is the Pittsburgh Steelers.
- ◆ Brother, B.J., played 12 years in the Majors, last appearing in 2016 with San Diego and Toronto...Teammates with his brother in Atlanta in 2013 and 2014 and 2015 in San Diego...B.J. was originally drafted second overall by Tampa Bay in 2002; highest-drafted brothers in baseball history...Father, Manny, played baseball and football at Norfolk State.
- ◆ Played high school baseball at Great Bridge (VA)...One of six Major Leaguers (five first round picks) to come from Virginia Blasters AAU program in Tidewater region (also, Michael Cuddyer, B.J. Upton, David Wright, Ryan Zimmerman and Mark Reynolds)...Pinch-ran for the team before being old enough to make roster, when team featured his brother, Wright, Reynolds and Zimmerman.
- ◆ Originally signed by Diamondbacks scout Greg Lonigro.

MISCELLANEOUS STATS

TWO-HR GAMES (17)

Sept. 15 vs. SEA

Aug. 18, 2017 vs. LAD

June 20, 2016 vs. SEA

Apr. 25, 2015 vs. LAD

Apr. 26, 2013 vs. CHC

May 20, 2009 (2) at FLA

Sept. 23, 2017 at HOU

Sept. 16, 2016 at CLE

Aug. 26, 2015 at WAS

Apr. 10, 2014 vs. NYM

July 27, 2011 at SD

May 6, 2009 at SD

Sept. 16, 2017 vs. TEX

Aug. 21, 2016 vs. BOS

May 17, 2015 vs. WAS

Aug. 1, 2013 vs. COL

June 21, 2010 vs. NYY

CAREER GRAND SLAMS HOME RUNS (7)

Aug. 4, 2017 at BAL

May 24, 2015 at LAD

June 2, 2009 at LAD

July 30, 2017 vs. HOU

May 17, 2013 vs. LAD

June 11, 2017 at BOS

July 23, 2011 vs. COL

CAREER WALK-OFF HITS / RBI (11)

May 1, 2018 vs. BAL (RBI single; 9th)

June 20, 2016 vs. SEA (Solo HR; 12th)

Apr. 6, 2013 vs. CHC (Solo HR; 9th)

May 18, 2011 vs. ATL (RBI single; 11th)

Aug. 12, 2017 vs. MIN (2-run HR; 9th)

Apr. 11, 2014 vs. WAS (RBI single; 10th)

June 16, 2011 vs. SF (Solo HR; 10th)

May 5, 2011 vs. COL (RBI single; 11th)

June 4, 2017 vs. CWS (3-run HR; 9th)

Aug. 16, 2013 vs. WAS (Solo HR; 10th)

June 1, 2011 vs. FLA (RBI single; 9th)

2021 LOS ANGELES ANGELS



ALL-STAR GAME RECORD

Year	Club	Site	AVG	G	AB	R	H	2B	3B	HR	RBI	SH	SF	HBP	BB	IBB	SO	SB	CS	GDP	SLG	OBP	E
2009	N.L.	StL	.000	1	2	0	0	0	0	0	0	0	0	0	0	0	0	0	0	0	.000	.000	0
2011	N.L.	ARI	.000	1	2	0	0	0	0	0	0	0	0	0	0	0	0	0	0	0	.000	.000	0
2015	N.L.	CIN	1.000	1	1	0	1	0	0	0	0	0	0	0	0	0	0	1	0	0	1.000	1.000	0
2017	A.L.	MIA	.500	1	2	0	1	0	0	0	0	0	0	0	0	0	1	0	0	0	.500	.500	0
TOTALS			.286	4	7	0	2	0	0	0	0	0	0	0	0	0	1	1	0	0	.286	.286	0

CAREER FIELDING

POS	PCT	G	PO	A	E	TC	DP
OF	.974	1711	3246	61	87	3394	8

UPTON'S CAREER HIGHS

	SEASON	GAME
AVG	.300 — 2009	H 5 — 2 times; last, 5/30/11 vs. FLA
H	171 — 2011	HR 2 — 17 times; last, 9/15/18 vs. SEA
R	107 — 2012	R 4 — 2 times; last, 6/21-10 vs. NYY
BB	75 — 2013	BB 4 — 5/6/15 vs. SF
2B	44 — 2017	2B 2 — 25 times; last, 9/15/17 vs. TEX
HR	35 — 2017	RBI 6 — 5 times; last, 7/30/17 vs. HOU
RBI	109 — 2017	SB 2 — 5 times; last, 4/11/18 at TEX
SB	21 — 2011	Hit Streak 18 — Apr. 24 - May 11, 2009



UPTON



2021 LOS ANGELES ANGELS

JARED WALSH

#25

BORN: JULY 7, 1993

OPENING DAY AGE: 27

BIRTHPLACE: MILWAUKEE, WI

RESIDES: DULUTH, GA

MLB SERVICE: 1 YEAR, 10 DAYS

ACQUIRED: SELECTED IN 39TH ROUND OF 2015 FIRST-YEAR PLAYER DRAFT

SIGNED THRU: 2021; UNDER CLUB CONTROL; 1 OPTION REMAINING



INFIELDER

HEIGHT: 6-0

WEIGHT: 210

BATS: L

THROWS: L

WALSH'S LIFETIME PLAYING RECORD

Year	Club	AVG	G	AB	R	H	2B	3B	HR	RBI	SH	SF	HBP	BB	IBB	SO	SB	CS	GDP	SLG	OBP	E
2015	— Angels (AZL)	.339	30	109	19	37	12	4	2	28	1	3	2	11	1	17	0	0	2	.578	.400	1
	Orem	.182	3	11	1	2	0	0	0	1	0	1	0	1	0	2	0	0	0	.182	.231	1
2016	— Burlington	.290	109	393	55	114	30	1	7	36	3	1	2	31	0	81	2	0	8	.425	.344	10
2017	— Inland Empire	.331	70	275	43	91	29	1	8	52	0	1	4	26	0	72	1	0	6	.531	.395	7
	Mobile	.232	20	69	7	16	3	0	3	9	1	0	1	3	0	29	1	0	0	.406	.274	2
2018	— Inland Empire	.275	40	149	28	41	8	1	13	36	0	5	0	24	2	50	0	1	3	.604	.365	0
	Mobile	.289	41	149	26	43	13	0	8	26	0	1	2	21	1	48	1	0	5	.537	.382	2
	Salt Lake	.270	47	178	32	48	13	0	8	37	0	2	2	16	0	56	0	0	3	.478	.333	4
2019	— Salt Lake	.325	98	382	90	124	30	0	36	86	0	4	9	59	0	115	0	0	8	.686	.423	2
	LAA	.203	34	79	6	16	5	1	1	5	0	0	2	6	1	35	0	0	0	.329	.276	0
2020	— LAA	.293	32	99	19	29	4	2	9	26	0	3	1	5	0	15	0	0	0	.646	.324	1
	MAJOR TOTALS	.253	66	178	25	45	9	3	10	31	0	3	3	11	1	50	0	0	0	.506	.303	1
	MINOR TOTALS	.301	462	1715	301	516	138	7	85	311	5	18	22	192	4	470	5	0	35	.538	.375	29

WALSH'S LIFETIME PITCHING RECORD

Year	Club	W-L	ERA	G	GS	CG	GF	SHO	SV	IP	H	R	ER	HR	HB	BB	IBB	SO	WP	BK	BAA
2016	— Burlington	1-1	3.00	2	0	0	2	0	0	3	3	1	1	0	0	2	0	4	1	0	.250
2017										DID NOT PITCH											
2018	— Inland Empire	0-1	4.50	2	0	0	2	0	0	2	3	2	1	0	0	0	0	4	0	0	.333
	Mobile	0-0	0.00	2	0	0	1	0	0	2	0	0	0	0	0	1	0	1	0	0	.000
	Salt Lake	0-0	0.00	4	0	0	4	0	1	1.2	3	0	0	0	0	1	0	2	0	0	.375
2019	— Salt Lake	1-0	4.15	13	0	0	12	0	1	13.0	16	6	6	0	0	5	0	9	0	0	.291
	LAA	0-0	1.80	5	0	0	5	0	0	5.0	3	1	1	0	0	6	0	5	0	0	.176
2020	— LAA									DID NOT PITCH											
	MAJOR TOTALS	0-0	1.80	5	0	0	5	0	0	5.0	3	1	1	0	0	6	0	5	0	0	.176
	MINOR TOTALS	2-2	3.32	23	0	0	21	0	2	21.2	25	9	8	0	0	9	0	20	1	0	.278

2020 SEASON

- ◆ In two stints with the **Angels**, improved in nearly every offensive category compare to rookie campaign including, average, hits, runs, triples, home runs, RBI, slugging and OBP...Among A.L. rookies, finished tied for second in home runs, tied for third in RBI, sixth in OPS (.971) and ninth in runs scored...Finished seventh in the American League Rookie of the Year voting...Also voted to *Baseball Digest's* 2020 MLB Rookie All-Star Team at first base.
- ◆ After going hitless in his first 10 plate appearances of the season, was optioned to the Club's **Alternate Training Site** in Long Beach, CA...Recalled Aug. 28 and went on to hit .326 (29/89) with four doubles, two triples, nine home runs and 26 RBI.
- ◆ Tabbed as September's American League Rookie of the Month after posting a a .337/.368/.744 slash line... Ranked among the American League September leaders in OPS (1.113; 2nd), RBI (2nd) and home runs (3rd)... His nine September home runs were tied for third most all-time in franchise history trailing only Mo Vaughn (11 in 1999) and Vlad Guerrero (11 in 2004)...Homed in four straight games Sept. 8-12, marking 18th such streak in Club history.
- ◆ Had an RBI and scored a run in nine consecutive games (Sept. 6-17), the longest such streak in Major League history by a rookie since the RBI became an official stat in 1920...Became the ninth player in A.L. history with an RBI and run scored in nine straight games, joining Rudy York (12 straight games), Ted Williams (11), Lou Gehrig (10), David Ortiz (9), Don Mattingly (9), Rocky Colavito (9) and Joe DiMaggio (9).

2021 LOS ANGELES ANGELS



MAJOR LEAGUE SUMMARY

2019

- ◆ Two-way player split season between Triple-A **Salt Lake** and the **Angels**...Saw action over five different stints with the Halos...Initially had contract selected from Salt Lake May 15th and made Major League debut that afternoon...Went 3-for-5 in debut, starting the game at first base...Connected for first career big league homer Sept. 9th, a pinch-hit homer in the 8th...Was the second Angel with a pinch-hit homer in 2019.
- ◆ Made five pitching appearances at the big league level going 0-0, 1.80 ERA (5.0 IP – 1 ER) with five strikeouts...Limited opposing hitters to a .176 BAA.
- ◆ Finished the minor league season batting .325 (124/382) with 36 home runs and 86 RBI...The 36 homers ranked third in the Pacific Coast League and tied the Bees' franchise record (Mark Trumbo, 36 HR in 2010)... Were the most all-time by a left-handed hitter in club annals...His .686 slugging percentage was the third-best by a Triple-A player while his 1.110 OPS ranked fifth.
- ◆ Also made 13 outings as a pitcher for Salt Lake, going 1-0 with a 4.15 ERA (13 IP – 6 ER), nine strikeouts and five walks.

NOTABLE MINOR LEAGUE AWARDS AND HONORS

- ◆ **2019** MiLB.com Organizational All-Star...Baseball America Triple-A All-Star...Pacific Coast League Post-Season All-Star...Angels Organizational Player of the Month (July).
- ◆ **2018** MiLB.com Organizational All-Star...Southern League Player of the Week

CAREER TRANSACTIONS

- ◆ June 10, 2015...Selected by **Angels** in the 39th round of the 2015 First-Year Player Draft.

PERSONAL/MISC

- ◆ Jared James Walsh...On Twitter: @Walshey21
- ◆ Participated in multiple digital hospital visits with patients at Children's Hospital of Orange County and Miller's Children's Hospital during the 2020 offseason.
- ◆ Played college baseball at the University of Georgia where he was a communications studies major...During senior season, led SEC in opponent batting average (.185) and ranked third in ERA (2.60), while also batting .306 with 19 extra-base hits and 22 RBI...Underwent Tommy John surgery during summer before freshman year of college.
- ◆ Attended Peachtree Ridge HS (GA)...Named Region 7-A AAAA Player of the Year and led school to first-ever playoff appearance...Earned All-Gwinnett County and Gwinnett Dugout Club First Team honors.
- ◆ Favorite athlete growing up was Hines Ward and favorite movie was Goodfellas.
- ◆ Originally signed by Angels scout Todd Hogan.

MISCELLANEOUS STATS

CAREER GRAND SLAMS [1]

Sept. 21, 2020 vs. Texas

CAREER WALK-OFF HITS / RBI [3]

May 25, 2019 vs. TEX (RBI-single, 9th inn.)

CAREER FIELDING

POS	PCT	G	PO	A	E	TC	DP
P	1.000	5	1	2	0	3	0
1B	.997	53	296	26	1	323	22
OF	1.000	2	3	0	0	3	0





2021 LOS ANGELES ANGELS

TAYLOR WARD

#3

BORN: DEC. 14, 1993 **OPENING DAY AGE:** 27

BIRTHPLACE: DAYTON, OH **RESIDES:** CHULUOTA, FL

MLB SERVICE: 1 YEAR, 65 DAYS

ACQUIRED: SELECTED IN FIRST ROUND (26TH OVERALL) OF 2015 FIRST-YEAR PLAYER DRAFT

SIGNED THRU: 2021; UNDER CLUB CONTROL; 2 OPTIONS REMAINING



OF

HEIGHT: 6-1

WEIGHT: 200

BATS: R

THROWS: R

WARD'S LIFETIME PLAYING RECORD

Year	Club	AVG	G	AB	R	H	2B	3B	HR	RBI	SH	SF	HBP	BB	IBB	SO	SB	CS	GDP	SLG	OBP	E
2015	Orem	.349	32	109	20	38	4	1	2	19	0	1	2	29	1	8	5	2	3	.459	.489	4
	Burlington	.348	24	92	10	32	3	0	1	12	1	0	0	10	0	15	1	3	.413	.412	0	
2016	Inland Empire	.249	123	466	61	116	11	0	10	56	5	5	48	1	81	0	0	15	.337	.323	5	
	Inland Empire	.242	54	207	32	50	11	1	6	30	3	2	0	35	0	43	0	0	7	.391	.348	3
2017	Mobile	.286	33	119	14	34	3	0	3	19	0	2	2	22	0	17	0	0	5	.387	.400	4
	Mobile	.345	42	148	26	51	8	0	6	25	0	1	1	29	1	33	8	1	5	.520	.453	6
	Salt Lake	.352	60	227	42	80	18	0	8	35	0	2	2	36	1	61	10	2	5	.537	.442	6
	LAA	.178	40	135	14	24	3	0	6	15	0	0	0	3	9	0	45	2	0	.333	.245	5
2019	Salt Lake	.306	106	421	102	129	34	1	27	71	0	1	9	80	1	101	11	5	7	.584	.427	9
	LAA	.190	20	42	4	8	3	0	1	2	0	0	0	6	0	23	0	0	1	.333	.292	2
2020	LAA	.277	34	94	16	26	6	2	0	5	0	0	0	8	0	28	2	0	1	.383	.333	0
MAJOR TOTALS		.214	94	271	34	58	12	2	7	22	0	0	3	23	0	96	4	0	2	.351	.283	7
MINOR TOTALS		.296	474	1789	307	530	92	3	63	267	9	14	21	289	5	359	35	11	50	.457	.398	37

2020 SEASON

- Made two stints with the **Angels** while also spending time at the Club's **Alternate Training Site** in Long Beach, CA...Despite shortened season, set new career highs in hits, runs, doubles, triples, average, OBP and slugging...Named to his first career Opening Day roster.
- Posted a .350 (21/60) average with 11 runs scored, six doubles and a triple in September to raise season average from .147 to .277.
- Broke up Zack Greinke's perfect game with 6th inning single on Aug. 1.

MAJOR LEAGUE SUMMARY

2019

- Split time between Triple-A **Salt Lake** and the Majors... Made season debut for **Angels** on Apr. 10 against the Brewers going 1-for-3 with a double.
- Posted above a .300 BA in the minors for second consecutive season with a .306 average (129/421)... Was 20th in OPS (1.010) for all of Triple-A and 4th in PCL... Had 34 doubles which was good for 6th in PCL.
- In a 38-game stint with Salt Lake batted .319 (51/160) with 37 runs, 15 doubles, 11 home runs, 32 RBI, 21 walks and a 1.030 OPS... Had a 35-game on base streak (Aug. 2, 2018-May 18, 2019) during which he compiled a .313 BA (41/131) with 12 doubles, 8 home runs, 22 RBI and 27 walks.
- His best performance with the Angels came on Sept. 25 against Oakland when he went 2-for-3 with a home run and an RBI.
- Made professional outfield debut on Apr. 10 for Salt Lake... Played 86 games in outfield between Angels and Salt Lake over the course of the season.

2018

- Saw action at three different levels of the **Angels** system, including making Major League debut on Aug. 14... Spent time in Double-A **Mobile** and Triple-A **Salt Lake**, batting a combined .349 (131/375) with 26 doubles, 14 home runs and 60 RBI...The .349 clip ranked second overall in MiLB (min. 300 AB), trailing only Vladimir Guerrero Jr. (.381).
- Began season with Mobile, batting .345 (51/148) with eight doubles, six home runs and 25 RBI before being promoted to Triple-A June 2...Hit .345 (80/227) with 18 doubles, eight home runs and 35 in 60 games with the Bees...Was leading Salt Lake in average at promotion.
- Had contract selected Aug. 14th and made Major League debut that night at San Diego (2-for-3, 2B, 1 RBI)... Became the 15th Angel to drive in a run with their first hit...Finished the season with six home runs, the most by an Angels rookie third baseman since 2005 (Dallas McPherson, 8 HR).

WARD

2021 LOS ANGELES ANGELS



- ◆ Entered the season ranked as the Angels No. 8 prospect by MLB.com.
- ◆ Defensively, transitioned to third base at the start of season after playing exclusively at catcher during first three professional campaigns.

NOTABLE MINOR LEAGUE AWARDS AND HONORS

- ◆ **2019** Mid-Season Pacific Coast League All-Star.
- ◆ **2018** Mid-Season Southern League All-Star...Angels Minor League Organizational Player of the Month for July.
- ◆ **2017** MiLB.com Organizational All-Star...Participated in the Arizona Fall League...Angels Minor League Organizational Player of the Month for August.
- ◆ **2016** MiLB.com Organizational All-Star...Participated in Arizona Fall League and the Rising Stars Game.
- ◆ **2015** Mid-Season Pioneer League All-Star.

CAREER TRANSACTIONS

- ◆ June 6, 2012...Selected by **Rays** in 31st round of 2012 First-Year Player Draft (did not sign).
- ◆ June 8, 2015...Selected by **Angels** in first round (26th overall) of 2015 First-Year Player Draft (signed June 12, 2015).

PERSONAL/MISC

- ◆ Joseph Taylor Ward...On Twitter: @Warrdyboy7.
- ◆ Named First-Team All-Mountain West in 2015 with Fresno State (a back-to-back All-Mountain West Conference selection)...Started all 59 games for FSU and ranked among Bulldogs' leaders with a .304 (65/214) average (3rd), 14 doubles (2nd), seven home runs (T-1st), 42 RBI (1st) and 104 total bases (1st)... Caught 13 of 23 (56.5%) runners attempting to steal a base.
- ◆ In three years at Fresno State, batted .288 (157/545) with 29 doubles, 16 home runs and 98 RBI in 162 games...Threw out 33 of 55 (60%) potential basestealers.
- ◆ Prepped at Shadow Hills HS (CA)...A two-time first-team De Anza League honoree...Named De Anza League Most Valuable Player and first-team All-CIF as a junior...Holds school records for batting average, hits, triples, home runs and RBI...First athlete in school history to receive Division I scholarship.
- ◆ Signed by Angels scout Scott Richardson...Originally drafted by Tampa Bay in 31st round of 2012 MLB Amateur Draft before electing to play for Fresno State.

MISCELLANEOUS STATS

CAREER WALK-OFF HITS / RBI (1)

Sept. 30, 2018 vs. OAK (2-run home run; 9th)

CAREER FIELDING

POS	PCT	G	PO	A	E	TC	DP
3B	.920	44	17	64	7	88	4
OF	1.000	9	15	0	0	15	0



WARD





2021 LOS ANGELES ANGELS

HARRISON WENSON #96

BORN: APRIL 21, 1995 **OPENING DAY AGE:** 25
BIRTHPLACE: FARMINGTON HILLS, MI **RESIDES:** FARMINGTON HILLS, MI
ACQUIRED: SELECTED IN 24TH ROUND OF 2017 FIRST-YEAR PLAYER DRAFT
SIGNED THRU: 2021; UNDER CLUB CONTROL; 3 OPTIONS REMAINING



CATCHER

HEIGHT: 6-3

WEIGHT: 235

BATS: R

THROWS: R

NON-ROSTER INVITEE

WENSON'S LIFETIME PLAYING RECORD

Year	Club	AVG	G	AB	R	H	2B	3B	HR	RBI	SH	SF	HBP	BB	IBB	SO	SB	CS	GDP	SLG	OBP	E
2017	— Orem	.286	36	133	34	38	8	0	13	48	0	3	6	25	1	38	0	0	1	.639	.413	9
	Angels (AZL)	.200	2	5	1	1	0	0	0	1	0	1	1	1	0	0	0	0	0	.200	.375	1
2018	— Burlington	.114	58	185	21	21	4	0	6	17	3	0	5	27	0	101	4	0	3	.232	.244	14
	Angels (AZL)	.417	3	12	1	5	0	2	0	2	0	0	0	0	0	4	0	0	0	.750	.417	0
2019	— Burlington	.191	78	257	38	49	17	0	12	44	0	1	6	44	0	119	2	1	2	.397	.321	9
2020	— LAA	<i>DID NOT PLAY — No Minor League Season</i>																				
MINOR TOTALS		.193	177	592	95	114	29	2	31	112	0	5	18	97	1	262	6	1	6	.405	.322	33

2020 SEASON

- ◆ Was a non-roster invitee to **Angels** Spring Training, for the first time.
- ◆ Did not get selected to Angels Player Pool for 2020 regular season.

CAREER HIGHLIGHTS

- ◆ In 2019 with Burlington, threw out 35 attempted base-stealers, fourth-most in the league and 33% (35/105) of runners attempting to steal...Charged with just two passed balls, which was second-least among catchers in the league with 50+ games played...Recorded 72 assists and a .989 fielding percentage.
- ◆ Played majority of 2018 with Burlington, where he posted six multi-hit games, including a pair of three-hit efforts...Went 3-for-5 with a HR and 7 total bases vs. Fort Wayne on July 19, 2018.
- ◆ Began professional career with Rookie-Level Orem of the Pioneer League in 2017, where he slashed .347/.444/.750 with eight home runs and 31 RBI in 19 games before the All-Star Break.

CAREER TRANSACTIONS

- ◆ June 8, 2013...Selected by **Tigers** in 38th round of First-Year Player Draft (did not sign).
- ◆ June 11, 2016...Selected by **Pirates** in 39th round of First-Year Player Draft (did not sign).
- ◆ June 14, 2017...Selected by **Angels** in 24th round of First-Year Player Draft (signed July 18, 2016 by Angels scout Drew Dominguez).

PERSONAL/MISC

- ◆ Harrison Paul Wenson...On Twitter: @harrison_wenson.
- ◆ 2021 marks second consecutive big league camp.
- ◆ Since being drafted, has assisted with camps and clinics with A. Green Baseball, an organization which teaches good sportsmanship and works to improve the skill sets of players seeking to compete at a higher level throughout the Midwest and Ontario.
- ◆ Played four seasons at University of Michigan, where he was a General Studies major focusing on business and a sales certificate.As a senior, was named to Johnny Bench Award Player to Watch List...Finished season with 36 runs, seven doubles, nine home runs, and 41 RBI...In junior season, started all 57 games for Wolverines and led team with 56 RBI and eight home runs...Named a Johnny Bench Award Semi-Finalist and All-Big Ten Conference third team selection.
- ◆ Was a four-time all-district and all-region selection for the University of Detroit Jesuit High School baseball team, where he was also an honor roll student all four years.
- ◆ His father, Paul, played baseball for the University of Michigan with Hall of Famer Barry Larkin, Hal Morris and former Angels pitcher Jim Abbot.

WENSON



2021 LOS ANGELES ANGELS



#60



KEAN WONG

BORN: APR. 17, 1995
BIRTHPLACE: HILO, HI
MLB SERVICE: 25 DAYS
ACQUIRED: SIGNED AS MINOR LEAGUE FREE AGENT, NOV. 17, 2020
SIGNED THRU: 2021; SIGNED ONE-YEAR CONTRACT; 3 OPTIONS REMAINING

OPENING DAY AGE: 25
RESIDES: HILO, HI

INFIELDER

HEIGHT: 5-9

WEIGHT: 190

BATS: L

THROWS: R

NON-ROSTER INVITEE

WONG'S LIFETIME PLAYING RECORD

Year	Club	AVG	G	AB	R	H	2B	3B	HR	RBI	SH	SF	HBP	BB	IBB	SO	SB	CS	GDP	OBP	SLG	E
2013	— Rays (GCL)	.328	46	177	27	58	7	2	0	22	3	0	3	11	0	22	7	1	3	.377	.390	4
2014	— Bowling Green	.306	106	422	56	129	15	3	2	24	2	2	1	27	0	73	13	7	5	.347	.370	7
2015	— Charlotte	.274	103	394	46	108	14	3	1	36	9	6	0	29	0	65	15	6	12	.319	.332	9
2016	— Montgomery	.276	117	446	52	123	22	2	5	56	10	3	2	31	1	72	10	10	9	.324	.368	12
2017	— Durham	.265	105	377	44	100	21	0	5	44	2	2	2	34	0	78	14	9	6	.328	.361	11
	Montgomery	.222	12	45	5	10	1	0	0	4	1	0	0	3	0	9	3	0	0	.271	.244	0
2018	— Durham	.282	116	451	65	127	23	3	9	50	3	3	5	40	3	112	7	3	8	.345	.406	11
2019	— Durham	.307	113	453	71	139	29	6	10	63	2	1	8	42	1	112	6	3	6	.375	.464	11
	TAMPA BAY	.214	6	14	1	3	0	0	0	0	0	0	0	0	0	5	0	1	0	.214	.214	0
	LAA	.000	1	4	1	0	0	0	0	0	0	0	0	0	0	1	0	0	0	.000	.000	0
2020	— SAN FRANCISCO																					
<i>DID NOT PLAY — No Minor League Season</i>																						
MAJOR TOTALS		.167	7	18	2	3	0	0	0	0	0	0	0	0	0	6	0	1	0	.167	.167	0
MINOR TOTALS		.287	718	2765	366	794	132	19	32	299	32	17	21	217	5	543	75	39	49	.342	.383	65

2020 SEASON

- ◆ Attended Spring Training as member of **Giants** 40-man roster.
- ◆ Was not selected to San Francisco's Player Pool...Designated for assignment on Opening Day (July 23) and was outrighted to Triple-A Sacramento, July 30...Elected free agency, Nov. 2.

CAREER HIGHLIGHTS

- ◆ Made Major League debut with Tampa Bay, Sept. 5, 2019 vs. Toronto, starting at second base.
- ◆ 2021 marks second stint with Angels organization...Played one game with Angels during first stint (Sept. 26, 2019 vs. Houston), entering as pinch-runner in 2nd inning and playing final 11 innings of game at second base.
- ◆ Selected as minor league Mid-Season All-Star four times: 2014 Midwest League, 2016 Southern League, 2018 and 2019 International League...Selected as Post-Season All-Star in 2014, 2018 and 2019.
- ◆ Was Top Star for International League at 2018 Triple-A All-Star Game.
- ◆ Named 2017 Bobby Murcer Triple-A Championship MVP after hitting go-ahead grand slam in 4th inn. for Durham.
- ◆ Played in Arizona Fall League in 2016 and was named to All-Prospect Team.

CAREER TRANSACTIONS

- ◆ June 7, 2013...Selected by **Rays** in fourth round of 2013 First-Year Player Draft (signed by Rays scout Robbie Moen).
- ◆ Sept. 24, 2019...Claimed off waivers from **Rays** by **Angels**.
- ◆ Nov. 5, 2019...Claimed off waivers from **Angels** by **Giants**.
- ◆ Nov. 17, 2020...Signed as minor league free agent with **Angels**.

PERSONAL/MISC

- ◆ Keanu Wong (KEE-in)...On Twitter: @Keanuwong4.
- ◆ Older brother, Kolten, played for St. Louis Cardinals from 2013-20.
- ◆ Attended Waiakea HS (Waiakea, HI)...Named Hawaii's Player of the Year as a junior and led Waiakea to state title.
- ◆ Committed to play collegiately at University of Hawaii before signing with Tampa Bay.
- ◆ Born in Hilo, which is largest island in Hawaiian archipelago and is known for Wailuku River State Park, which features Waiuanue (Rainbow Falls), that produce colorful mist effects.
- ◆ Is one of six Hawaiians to play for Angels, along with Fred Kuhaulua (1977), Keith Luulua (2000), Jerome Williams (2011-13), Shane Victorino (2015) and Kirby Yates (2017).





2021 LOS ANGELES ANGELS



HECTOR YAN

#72

BORN: APR. 26, 1999 **OPENING DAY AGE:** 21
BIRTHPLACE: LA ROMANA, DR **RESIDES:** LA ROMANA, DR
ACQUIRED: SIGNED AS INTERNATIONAL FREE AGENT, AUG. 20, 2015W
SIGNED THRU: 2021; UNDER CLUB CONTROL; 2 OPTIONS REMAINING

LHP

HEIGHT: 5-11

WEIGHT: 180

BATS: L

THROWS: L

YAN'S LIFETIME PITCHING RECORD

Year	Club	W-L	ERA	G	GS	CG	GF	SHO SV	IP	H	R	ER	HR	HB	BB	IBB	SO	WP	BK	BAA	
2016	—Angels (DSL)	2-0	0.89	7	7	0	0	0	30.1	23	5	3	0	3	15	0	33	4	0	.217	
2017	—Angels (AZL)	0-1	4.96	10	5	0	1	0	16.1	10	10	9	0	5	11	0	21	2	1	.179	
2018	—Orem	0-4	4.55	10	10	0	0	0	29.2	29	17	15	3	5	20	0	29	0	2	.274	
2019	—Burlington	4-5	3.39	26	20	0	2	0	109	74	45	41	5	15	52	0	148	6	3	.190	
2020	—LAA	<i>DID NOT PLAY — Participated at Angels Alternate Training Site</i>																			
MINOR TOTALS		6-10	3.30	53	42	0	3	0	2	185.1	136	77	68	8	28	98	0	231	12	6	.207

2020 SEASON

- ◆ Entered year as #9 prospect in **Angels** organization, according to *Baseball America*.
- ◆ Did not appear in a game during regular season, but was part of Angels Player Pool and practiced at **Alternate Training Site** in Long Beach.
- ◆ Played for Aguilas Cibaenas in Dominican Winter League during 2020-21 offseason.

2019 SEASON

- ◆ Spent entire season with Single-A **Burlington**, making 26 appearances (20 starts) and led entire Angels organization with 148 strikeouts...His 148 strikeouts ranked second in the Midwest League.
- ◆ Named Angels Organizational Pitcher of the Month in June and July...In five June starts, went 2-0 with a 2.19 ERA (24.2 IP - 6 ER) and 34 strikeouts...Also made five starts in July, pitching to a 2-1 record, 3.04 ERA (23.2 IP - 8 ER) and 34 strikeouts.
- ◆ Led Midwest League and ranked ninth in all of Minor League Baseball (min. 100 IP) with 12.2 strikeouts per nine innings...Also led Midwest League with 6.1 hits allowed per nine innings and ranked sixth in home runs per nine innings (0.41) and eighth in WHIP (1.16).
- ◆ During eight game stretch from May 29 - July 6, went 3-0 with a 2.29 ERA (35.1 IP - 9 ER), 52 strikeouts and held opponents to a .157 (19/121) batting average against.
- ◆ Selected to **Angels** 40-man roster, Nov. 20, 2019.

NOTABLE MINOR LEAGUE AWARDS AND HONORS

- ◆ **2019** Angels Organizational Pitcher of the Month (June & July)...Angels MLB Pipeline Pitcher of the Year.

CAREER TRANSACTIONS

- ◆ Aug. 20, 2015...Signed by **Angels** as international free agent.

PERSONAL/MISC

- ◆ Hector Manuel Yan.
- ◆ Pitched three innings in relief as part of Burlington's 10-inning combined no-hitter, Aug. 27, 2019 vs. Beloit... Combined with Jose Soriano (3.2 IP), Parker Joe Robinson (1.1 IP) and Chad Sykes (2 IP) to complete the no-hitter.
- ◆ Had a 17.1 scoreless inning streak from June 9-26, 2019 for Burlington.
- ◆ Originally signed by Angels scouts Domingo Garcia and Alfredo Ulloa.

YAN

2021 IMPORTANT DATES



MAJOR LEAGUE BASEBALL 2021 IMPORTANT DATES CALENDAR

JANUARY

- 13 Preliminary filing numbers due by 5:00 pm ET
- 15 Salary arbitration exchange date
- Beginning of the 2020 - 2021 International Signing Period

FEBRUARY

- 1-19 Salary arbitration hearings
- 12 By 4:00 PM ET, each Club must submit a list of no more than 75 total players that will be invited to Major League Spring Training
- By 4:00 PM ET, each Club must submit a list of no more than 75 non-player personnel the Club wishes to designate in access Tiers 1 and 2 for Spring Training.
- 17 The voluntary date on which all pitchers, catchers and injured players on a Major League roster may be invited to Spring Training workouts
- First date players may be placed on the 60-day Injured List
- Enforcement of Domestic Minor League Player Limit - 190 Players
- 20 First date weekend waivers will be processed; continues through end of season
- 22 The voluntary date on which all position players on a Major League roster may be invited to Spring Training workouts
- 27 Mandatory date all players must report to report to Spring Training
- 28 Anticipated start of spring training games among Major League Clubs

MARCH

- 2 First date to renew Major League contracts
- 7 First date Clubs may ask waivers on selected Rule 5 or draft-excluded players
- 11 Last date to renew Major League contracts
- 12 First date Clubs may assign selected Rule 5 or draft-excluded players
- 14 Last date to request UR Waivers to owe 30 days' termination pay (before 2 pm ET)
- 15 UR Waivers requested today thru 3/29, Club will owe player 45 days' termination pay
- Opening of the International Player Registration Period
- 16 Last date to assign an injured player to a Minor League club, if applicable
- 17 By 4:00 PM ET, each Club must submit its proposed Alternate Training Site details to MLB
- 22 Last date a XX(B) player signed to a Minor League contract qualifies for a Retention Bonus
- By 4:00 PM ET, each Club must submit a list of no more than 75 total Tier 1 and Tier 2 individuals the Club wishes to designate in access Tiers 1 and 2 for the 2021 Championship Season.
- 27 Last date to select or release a XX(B) "Retention Bonus" player before a bous obligation
- 28 The earliest date that a Club may backdate a placement on the 7-day Injured List
- 29 The earliest date that a Club may backdate a placement on the 10-day Injured List
- Last date to request UR Waivers to owe 45 days' termination pay (before 2 pm ET)

APRIL

- 1 Official opening of 2021 Season - rosters reduced to 26 by 12:00 pm ET
- Clubs will submit a list of up to 28 players that will be assigned to either the Class AAA affiliate or the Alternate Training Site by 12:00 pm ET
- 4 First date 7-day Injured List players may be reinstated, if applicable
- 8 First date 10-day Injured List players may be reinstated, if applicable
- 11 First date optioned players may be recalled, if applicable
- 30 All Outright Waivers in effect expire at 5:00 pm ET

MAY

- 1 New waiver period begins
- 15 Earliest date Clubs may re-sign Major League players they released after September 12, 2020
- 31 First date that players on the 60-day Injured List may be reinstated, if permissible

JUNE

- 1 XX(B) "Retention Bonus" player may release require if not added to 26-man roster
- 16 First date Clubs may trade a XX(B) player without his consent

THESE DATES WILL BE USED UNLESS OTHERWISE NOTIFIED

JULY

- 4 Start of the Closed Period - MLB Draft
- 11-13 2021 MLB Draft, Atlanta, GA
- 13 All-Star Game at Truist Park, Atlanta, GA
- 30 Trade deadline - 4:00 p.m. ET
- Waivers secured on or after May 1, 2021 expire at 5:00 p.m. ET
- 31 New waiver period begins

AUGUST

- 1 Signing deadline for Rule 4 drafted players - 5:00 pm ET
- 4 Forfeited Pick Lottery, if necessary
- 15 Last date to select player to avoid draft-excluded status
- 29 Unconditional Release waivers must be requested by 2:00 pm ET to avoid May 15, 2022 signing restriction
- 31 Post-season eligibility lists are established at 11:59 pm ET
- Secured Outright Waivers expire midnight tonight ET

SEPTEMBER

- 1 New Outright Waiver Period - secured waivers are good for seven days
- Active Major League player limit increased from 26 to 28
- 26 Last date to trade any Minor League UPC until end of championship season - Noon ET

OCTOBER

- 3 Last weekend date waivers will be processed until next spring training
- Last day of the 2021 championship season
- 4 All players on optional assignment must be recalled
- All players on the 7-day and 10-day Injured Lists must be reinstated
- Minor League UPC's may now be traded between Major League Clubs
- Injured players now may be assigned to the Minor Leagues until November 19, if permissible (provided no play-in game required)
- 4-15 Article XX(D) Free Agency period

TBD DATES (Based on the end of the World Series)

- 1st Day After Eligible XX(B) players become free agents
- First date players may be traded between Major League Clubs
- 4th Day After Last date to request waivers on draft-excluded players until next spring
- 5th Day After Last date to reinstate players from the Major League and Minor League 60-day Injured Lists
- Last date to outright potential Minor League free agent without Major League contract, if applicable
- Last date for former Club to tender qualifying offer to XX(B) players
- Domestic Minor League Player Limit Increases to 190 Players
- Minor League players become free agents at 5:00 p.m. ET, if applicable
- 15th Day After Last date for XX(B) players to accept qualifying offer from former Club

NOVEMBER

- 1 Registration Deadline
- 17 Last date to ask Outright Waivers on an injured player, if permissible
- 19 Last date to outright an injured player to the Minor Leagues, if applicable
- Reserve lists for all Major and Minor League levels filed by 6:00 pm ET

DECEMBER

- 1 Last date to request outright waivers to assign player prior to Rule 5 Draft, provided player does not need to be tendered
- Release of the 2021-2022 Registration List
- 2 Tender deadline
- 5 Last date to outright a player prior to the Rule 5 Draft
- 8 Major League Rule 5 Draft - Winter Meetings, Orlando, FL
- 15 End of 2020 - 2021 International Signing Period

DATES



40-MAN ROSTER

MANAGER: Joe Maddon (#70)

BENCH COACH: Mike Gallego (#86)

3rd BASE/INFIELD COACH: Brian Butterfield (#55)

INTERIM BULLPEN COACH: Dom Chiti (#84)

QUALITY ASSURANCE COACH: Tim Buss

CERTIFIED ASST. ATHLETIC TRAINER: Eric Munson

HITTING COACH: Jeremy Reed (#77)

ASSISTANT HITTING COACH: John Mallico (#88)

CATCHING ASST./REPLAY COORDINATOR: Ryan Gariko (#85)

COACHING ASST./REPLAY COORDINATOR: Ryan Gariko (#85)

DIRECTOR, EQUIPMENT AND CLUBHOUSE OPERATIONS: Guy Gallagher

INTERIM PITCHING COACH: Matt Wise (#83)

HITTING INSTRUCTOR: Paul Sorrento (#87)

BULLPEN CATCHERS: Manny Del Campo (#92) & Jason Brown (#93)

HEAD STRENGTH & CONDITIONING COACH: Lee Flocchi

1st BASE/OUTFIELD COACH: Bruce Hines (#99)

CATCHING COACH: José Molina (#82)

BULLPEN CATCHERS: Manny Del Campo (#92) & Jason Brown (#93)

HEAD STRENGTH & CONDITIONING COACH: Lee Flocchi

No.	PITCHERS (21)	B	T	Ht.	Wt.	Born	Birthplace	Residence	2020 Club(s)	W-L	ERA	G	GS	CG	SHO	SV	IP	H	R	ER	BB	SO	SO SERVICE									
39	Bard, Luke	R	R	6-3	200	11/13/90	Charlotte, NC	Orange Park, FL	LA	0-0	6.75	6	0	0	0	0	5.1	7	4	4	0	7	1,028									
51	Barria, Jaime	R	R	6-1	210	7/18/96	Panama City, Panama	Panama City, Panama	LA	1-0	3.62	7	5	0	0	0	32.1	27	13	13	9	27	1,123									
37	Bundy, Dylan	S	R	6-1	225	11/15/92	Tulsa, OK	Owasso, OK	LA	6-3	3.29	11	1	1	0	0	65.2	51	27	24	17	72	5,026									
31	Buttrey, Ty	L	R	6-6	240	3/31/93	Matthews, NC	Gulfport, FL	LA	2-3	5.81	27	0	0	0	5	26.1	28	18	17	9	18	2,046									
47	Canning, Griffin	R	R	6-2	180	5/11/96	Mission Viejo, CA	Coto de Caza, CA	LA	2-3	3.99	11	11	0	0	0	56.1	54	29	25	23	56	1,153									
58	Claudio, Alex	L	L	6-3	190	1/31/92	San Juan, Puerto Rico	Juncos, Puerto Rico	MILWAUKEE	0-0	4.26	20	0	0	0	1	19.0	18	10	9	6	15	5,114									
38	Cobb, Alex	R	R	6-3	205	10/7/87	Boston, MA	Vero Beach, FL	BALTIMORE	2-5	4.30	10	10	0	0	0	52.1	52	27	25	18	38	9,061									
28	Heaney, Andrew	L	L	6-2	185	6/5/91	Oklahoma City, OK	Oklahoma City, OK	LA	4-3	4.46	12	12	0	0	0	66.2	63	35	33	19	70	5,150									
32	Iglesias, Raisel	R	R	6-2	190	1/4/90	Isla de la Juventud, Cuba	Miami, FL	CINCINNATI	4-3	2.74	22	0	0	0	8	23.0	16	11	7	5	31	5,154									
68	Keller, Kyle	R	R	6-4	205	4/28/93	Metairie, LA	Metairie, LA	LA	0-0	7.71	2	0	0	0	0	2.1	3	2	2	2	1	0,060									
21	Mayers, Mike	R	R	6-2	220	12/6/91	Grove City, OH	Naples, FL	LA	2-0	2.10	29	0	0	0	2	30.0	18	10	7	9	43	3,020									
64	Peña, Felix	R	R	6-2	210	2/25/90	San Pedro de Macoris, DR	San Pedro de Macoris, DR	LA	3-0	4.05	25	0	0	0	2	26.2	27	12	12	8	29	3,079									
65	Quiljada, José	L	L	5-11	215	11/9/95	Caripito, VZ	Caripito, VZ	LA	0-1	7.36	6	0	0	0	0	3.2	6	4	3	2	6	0,143									
62	Quintana, José	R	L	6-1	220	1/24/89	Arjona, Colombia	Barranquilla, Colombia	CHICAGO (N.L.)	0-0	4.50	4	1	0	0	0	10.0	10	5	5	3	12	8,133									
63	Reyes, Gerardo	R	R	5-11	195	5/13/93	Ciudad Victoria, Mex.	Ciudad Victoria, Mex.	SD/LAA	DID NOT PLAY — Participated at Padres and Angels Alternate Training Sites																						
61	Rivera, Jose Alberto	R	R	6-3	175	2/14/97	San Cristobal, DR	San Cristobal, DR	HOUSTON	DID NOT PLAY — No Minor League Season																						
73	Rodriguez, Chris	R	R	6-2	185	7/20/98	Coral Springs, FL	Horn Lake, MS	LA	DID NOT PLAY — Participated at Angels Alternate Training Site																						
43	Sandoval, Patrick	L	L	6-3	190	7/31/91	Fallbrook, CA	Fallbrook, CA	LA	1-5	5.65	9	6	0	0	0	36.2	37	26	23	12	33	0,167									
57	Slegers, Aaron	R	L	6-10	260	9/4/92	Long Beach, CA	Scottsdale, AZ	TAMPA BAY	0-0	3.46	11	1	0	0	0	26.0	18	10	10	5	19	1,086									
54	Suarez, José	L	L	5-10	225	1/3/98	Naguanagua, VZ	San Diego, VZ	LA	0-2	38.57	2	2	0	0	0	2.1	10	10	10	5	2	0,160									
72	Yan, Hector	L	L	5-11	180	4/26/99	La Romana, DR	La Romana, DR	LA	DID NOT PLAY — Participated at Angels Alternate Training Site																						

No.	TWO-WAY (1)	B	R	Ht.	Wt.	Born	Birthplace	Residence	2020 Club(s)	W-L	ERA	G	AB	R	H	2B	3B	HR	RBI	BB	SO	SB	CS	SO SERVICE	
17	Ohtani, Shohei	L	R	6-4	210	7/5/94	Ôshū, Japan	Ôshū, Japan	LA	0-1	37.80	2	2	0	0	0	0	1.2	3	7	7	8	3	3,000	
										AVG															
										.190													44 153 23 29 6 0 7 24 22 50 7 1		

40-MAN ROSTER

No.	CATCHERS (3)	B	T	Ht.	Wt.	Born	Birthplace	Residence	2020 Club(s)	AVG	G	AB	R	H	2B	3B	HR	RBI	BB	SO	SB	CS	SERVICE
12	Bemboom, Anthony	L	R	6-2	200	1/18/90	St. Cloud, MN	Malcolm, NE	LAA	.208	21	48	9	10	1	0	3	5	7	13	0	1	1,058
33	Stassi, Max	R	R	5-10	200	3/15/91	Woodland, CA	Yuba City, CA	LAA	.278	31	90	12	25	2	0	7	20	11	21	0	0	4,049
24	Suzuki, Kurt	R	R	5-11	210	10/4/83	Wailuku, HI	Redondo Beach, CA	WASHINGTON	.270	33	111	15	30	8	0	2	17	11	19	1	0	13,113

No.	INFELDERS (9)	B	T	Ht.	Wt.	Born	Birthplace	Residence	2020 Club(s)	AVG	G	AB	R	H	2B	3B	HR	RBI	BB	SO	SB	CS	SERVICE	
8	Barreto, Franklin	R	R	5-10	210	2/27/96	Caracas, VZ	Caracas, VZ	OAKLAND	.000	15	10	5	0	0	0	0	0	0	0	7	0	0	2,031
								LAA	.118	6	17	0	2	0	0	0	2	0	8	1	0	0	0	
22	Fletcher, David	R	R	5-9	185	5/31/94	Orange, CA	Cypress, CA	LAA	.319	49	207	31	66	13	0	3	18	20	25	2	1	2,111	
4	Iglesias, José	R	R	5-11	195	1/5/90	Havana, Cuba	North Miami, FL	BALTIMORE	.373	39	142	16	53	17	0	3	24	3	17	0	0	8,036	
59	Mayfield, Jack	R	R	5-11	190	9/30/90	Del Rio, TX	Del Rio, TX	HOUSTON	.190	21	42	5	8	1	0	0	3	2	14	0	0	1,030	
5	Pujols, Albert	R	R	6-3	235	1/16/80	Santo Domingo, DR	St. Louis County, MO	LAA	.224	39	152	15	34	8	0	6	25	9	25	0	0	20,000	
6	Rendon, Anthony	R	R	6-1	200	6/6/90	Houston, TX	Houston, TX	LAA	.286	52	189	29	54	11	1	9	31	38	31	0	0	7,130	
2	Rengifo, Luis	S	R	5-10	195	2/26/97	Naguagagua, VZ	Valencia, VZ	LAA	.156	33	90	12	14	1	0	1	3	14	26	3	1	1,147	
23	Thaiss, Matt	L	R	6-0	215	5/6/95	Jackson, NJ	Jackson, NJ	LAA	.143	8	21	3	3	0	0	1	1	4	8	0	0	0,153	
20	Walsh, Jared	L	L	6-0	210	7/30/93	Milwaukee, WI	Duluth, GA	LAA	.293	32	99	19	29	4	2	9	26	5	15	0	0	1,010	

No.	OUTFIELDERS (6)	B	T	Ht.	Wt.	Born	Birthplace	Residence	2020 Club(s)	AVG	G	AB	R	H	2B	3B	HR	RBI	BB	SO	SB	CS	SERVICE
7	Adell, Jo	R	R	6-3	215	4/8/99	Shelby, NC	Prospect, KY	LAA	.161	38	124	9	20	4	0	3	7	7	55	0	1	0,153
25	Fowler, Dexter	S	R	6-5	205	3/22/86	Atlanta, GA	Las Vegas, NV	ST. LOUIS	.233	31	90	14	21	2	0	41	15	10	28	1	1	11,168
89	Marsh, Brandon	L	R	6-4	215	12/18/97	Burford, GA	Burford, GA	LAA														0,000
27	Trout, Mike	R	R	6-2	235	8/7/91	Vineland, NJ	Milville, NJ	LAA	.281	53	199	41	56	9	2	17	46	35	56	1	1	9,070
10	Upton, Justin	R	R	6-1	215	8/25/87	Norfolk, VA	Scottsdale, AZ	LAA	.204	42	147	20	30	5	0	9	22	11	43	0	2	13,060
3	Ward, Taylor	R	R	6-1	200	12/14/93	Dayton, OH	Chuluota, FL	LAA	.277	34	94	16	26	6	2	0	5	8	28	2	0	1,065

DID NOT PLAY — Participated at Angels Alternate Training Site



NON-ROSTER INVITEES

2021 ROSTER

No.	PITCHERS (12)		B	T	Ht.	Wt.	Born	Birthplace	Residence	2020 Club(s)	W-L	ERA	G	GS	CG	SHO	SV	IP	H	R	ER	BB	SO	CS	SERVICE
67	Brady, Denny	R	R	6-1	200	1/18/97	Vineland, NJ	Vineland, NJ	LAA	LAA	DID NOT PLAY — Participated at Angels Alternate Training Site														0.000
40	Chavez, Jesse	R	R	6-1	175	8/21/83	San Gabriel, CA	Pomona, CA	TEXAS	TEXAS	0-0	6.88	13	0	0	0	0	17.0	20	13	13	7	13	0	10.108
78	Daniel, Davis	R	R	6-1	190	6/11/97	Atlanta, GA	Montgomery, AL	LAA	LAA	DID NOT PLAY — No Minor League Season														0.000
48	Detmers, Reid	L	L	6-2	210	7/8/99	Nokomis, IL	Chatham, IL	LAA	LAA	DID NOT PLAY — Participated at Angels Alternate Training Site														0.000
36	Faria, Jake	R	R	6-4	230	7/30/93	La Palma, CA	Las Vegas, NV	MILWAUKEE	MILWAUKEE	DID NOT PLAY — Participated at Brewers Alternate Training Site														1.168
41	Guerra, Junior	R	R	6-0	235	1/16/85	San Felix, VZ	Barquisimeto, VZ	ARIZONA	ARIZONA	1-2	3.04	25	0	0	0	23.2	17	10	8	15	21	4	1.155	
79	McCurry, Brendan	R	R	5-10	185	1/7/92	Ada, OK	Tupelo, OK	HOUSTON	HOUSTON	DID NOT PLAY — No Minor League Season														0.000
76	Naughton, Packy	R	L	6-2	195	4/16/96	Boston, MA	Boston, MA	CIN/LAA	CIN/LAA	DID NOT PLAY — Participated at Reds and Angels Alternate Training Sites														1.002
46	Pannone, Thomas	L	L	6-1	205	4/28/94	Cranston, RI	Cranston, RI	TORONTO	TORONTO	DID NOT PLAY — Participated at Blue Jays Alternate Training Site														1.002
52	Peters, Dillon	L	L	5-11	190	8/31/92	Indianapolis, IN	Noblesville, IN	LAA	LAA	0-0	16.20	1	1	0	0	1.2	3	4	3	0	2	0	1.089	
74	Reed, Jake	R	R	6-2	195	9/29/92	Tucson, AZ	La Mesa, CA	MINNESOTA	MINNESOTA	DID NOT PLAY — No Minor League Season														0.000
71	Rowen, Ben	R	R	6-4	200	11/15/88	Dunedin, FL	San Diego, CA	ATLANTA	ATLANTA	DID NOT PLAY — No Minor League Season														0.000

No.	CATCHERS (5)		B	T	Ht.	Wt.	Born	Birthplace	Residence	2020 Club(s)	AVG	G	AB	R	H	2B	3B	HR	RBI	BB	SO	SB	CS	SERVICE	
66	Graterol, Juan	R	R	6-1	225	2/14/89	Maracay, VZ	Aragua, VZ	MINNESOTA	MINNESOTA	DID NOT PLAY — Participated at Twins Alternate Training Site														1.126
95	Kruger, Jack	R	R	6-1	195	10/26/94	Los Angeles, CA	Calabasas, CA	LAA	LAA	DID NOT PLAY — Participated at Angels Alternate Training Site														0.000
98	Mulrine, Anthony	R	R	6-1	205	3/30/98	Davie, FL	Davie, FL	LAA	LAA	DID NOT PLAY — No Minor League Season														0.000
49	Piña, Keinner	R	R	5-10	175	2/12/87	Barquisimeto, VZ	Barquisimeto, VZ	LAA	LAA	DID NOT PLAY — No Minor League Season														0.000
96	Wenson, Harrison	R	R	6-3	235	4/21/95	Farmingington Hills, MI	Farmingington Hills, MI	LAA	LAA	DID NOT PLAY — No Minor League Season														0.000

No.	INFELDERS (5)		B	T	Ht.	Wt.	Born	Birthplace	Residence	2020 Club(s)	AVG	G	AB	R	H	2B	3B	HR	RBI	BB	SO	SB	CS	SERVICE	
13	Gosselin, Phil	R	R	6-1	190	10/3/88	West Chester, PA	Malvern, PA	PHILADELPHIA	PHILADELPHIA	.250	39	92	14	23	5	0	3	12	10	27	0	0	4	4.125
97	Jackson, Jeremiah	R	R	6-0	165	3/26/00	Antioch, TN	Mobile, AL	LAA	LAA	DID NOT PLAY — Participated at Angels Alternate Training Site														0.000
80	Rojas, Jose	L	R	6-0	200	2/24/93	Anaheim, CA	Anaheim, CA	LAA	LAA	DID NOT PLAY — Participated at Angels Alternate Training Site														0.000
94	Soto, Livan	L	R	6-0	160	6/22/00	Valencia, VZ	Orlando, FL	LAA	LAA	DID NOT PLAY — No Minor League Season														0.000
60	Wong, Kean	L	R	5-9	190	4/17/95	Hilo, HI	Hilo, HI	SAN FRANCISCO	SAN FRANCISCO	DID NOT PLAY — No Minor League Season														0.025

No.	OUTFIELDERS (5)		B	T	Ht.	Wt.	Born	Birthplace	Residence	2020 Club(s)	AVG	G	AB	R	H	2B	3B	HR	RBI	BB	SO	SB	CS	SERVICE	
90	Adams, Jordan	R	R	6-2	180	10/18/89	Cary, NC	Cary, NC	LAA	LAA	DID NOT PLAY — Participated at Angels Alternate Training Site														0.000
9	Jay, Jon	L	L	5-11	200	3/15/85	Miami, FL	Miami, FL	ARIZONA	ARIZONA	.160	18	50	5	8	1	0	1	4	3	12	0	0	10.134	
19	Lagares, Juan	R	R	6-2	220	3/17/89	Constanza, DR	Constanza, DR	NEW YORK (N.L.)	NEW YORK (N.L.)	---	2	0	0	0	0	0	0	0	0	0	0	0	7.005	
81	Lund, Brennan	L	R	5-9	185	11/27/94	Salt Lake City, UT	South Jordan, UT	LAA	LAA	DID NOT PLAY — No Minor League Season														0.000
44	Schebler, Scott	L	R	6-1	230	10/6/90	Cedar Rapids, IA	Buckeye, AZ	ATLANTA	ATLANTA	.000	1	1	0	0	0	0	0	0	0	0	0	0	3.054	

2021 ROSTER

HOW THE ANGELS WERE BUILT



[40-MAN ROSTER; HOW ORIGINALLY ACQUIRED BY ANGELS]

AMATEUR FREE AGENT DRAFT (9)

Player	Draft	Phase	Round
OF Jo Adell	2017	Regular	1st (10th overall)
RHP Griffin Canning	2017	Regular	2nd
INF David Fletcher	2015	Regular	6th
OF Brandon Marsh	2016	Regular	2nd
RHP Chris Rodriguez	2016	Regular	4th
INF Matt Thaiss	2016	Regular	1st (16th overall)
OF Mike Trout	2009	Regular	1st (25th overall)
INF Jared Walsh	2015	Regular	39th
OF Taylor Ward	2015	Regular	1st (26th overall)

SIGNED AS MAJOR LEAGUE FREE AGENT (5)

Player	Previous Organization	Date
LHP Alex Claudio	Milwaukee	Dec. 16, 2020
INF Albert Pujols	St. Louis	Dec. 10, 2011
LHP José Quintana	Chicago (A.L.)	Jan. 22, 2021
INF Anthony Rendon	Washington	Dec. 13, 2019
C Kurt Suzuki	Washington	Jan. 15, 2021

SIGNED AS NON-DRAFTED/MINOR LEAGUE /INTERNATIONAL FREE AGENT (5)

Player	Previous Organization	Date
RHP Luke Bard	Minnesota	Feb. 18, 2019
RHP Jaime Barria	None	April 11, 2013
RHP/DH Shohei Ohtani	Nippon-Ham (Japan)	Dec. 9, 2017
LHP José Suarez	None	July 3, 2014
LHP Hector Yan	None	Aug. 20, 2015

ACQUIRED VIA TRADE (18)

Player	From	Date	For
INF Franklin Barreto	Oakland	Aug. 28, 2020	INF Tommy La Stella
C Anthony Bemboom	Tampa Bay	July 15, 2019	Cash considerations
RHP Dylan Bundy	Baltimore	Dec. 4, 2019	RHP Kyle Bradish, RHP Kyle Brnovich, RHP Isaac Mattson & RHP Zach Peck
RHP Ty Buttrey	Boston (with W. Jerez)	July 30, 2018	INF Ian Kinsler & cash considerations
RHP Alex Cobb	Baltimore (with cash)	Feb. 2, 2021	INF Jahmai Jones
OF Dexter Fowler	St. Louis	Feb. 4, 2021	PTBNL or cash considerations
LHP Andrew Heaney	Los Angeles (N.L.)	Dec. 11, 2014	INF Howie Kendrick
INF José Iglesias	Baltimore	Dec. 2, 2020	RHP Garrett Stallings & RHP Jean Pinto
RHP Raisel Iglesias	Cincinnati	Dec. 7, 2020	RHP Noé Ramirez & INF Leo Rivas (PTBNL)
RHP Kyle Keller	Miami	Jan. 6, 2020	C Jose Estrada
INF Jack Mayfield	Atlanta	Feb. 25, 2021	Cash Considerations
RHP Felix Peña	Chicago (N.L.)	Oct. 9, 2017	PTBNL or cash considerations
INF Luis Rengifo	Tampa Bay	March 20, 2018	INF C.J. Cron (Feb. 17, 2018)
RHP Gerardo Reyes	San Diego	Aug. 30, 2020	C Jason Castro
LHP Patrick Sandoval	Houston	July 26, 2018	C Martín Maldonado & international pool space
RHP Aaron Slegers	Tampa Bay	Feb. 8, 2021	PTBNL or cash considerations
C Max Stassi	Houston	July 31, 2019	OF Rainier Rivas & OF Raider Uceta
OF Justin Upton	Detroit	Aug. 31, 2017	RHP Grayson Long & RHP Elvin Rodriguez

CLAIMED OFF WAIVERS (2)

Player	Previous Organization	Date
RHP Mike Mayers	St. Louis	Nov. 1, 2019
LHP José Quijada	Miami	Feb. 10, 2020

RULE 5 DRAFT (1)

Player	Previous Organization	Date
RHP Jose Alberto Rivera	Houston	Dec. 10, 2020





2021 ROSTER PRONUNCIATIONS/BIRTHDAYS

PLAYERS REPORTING TO SPRING TRAINING [67]

2	RENGIFO, LUIS	INF	49	PIÑA, KEINNER**	C
3	WARD, TAYLOR	OF	51	BARRIA, JAIME	RHP
4	IGLESIAS, JOSÉ	INF	52	PETERS, DILLON	LHP
5	PUJOLS, ALBERT	INF	54	SUAREZ, JOSE	LHP
6	RENDON, ANTHONY	INF	57	SLEGERS, AARON	RHP
7	ADELL, JO	OF	58	CLAUDIO, ALEX	LHP
8	BARRETO, FRANKLIN	INF	59	MAYFIELD, JACK	INF
9	JAY, JON**	OF	60	WONG, KEAN**	INF
10	UPTON, JUSTIN	OF	61	RIVERA, JOSE ALBERTO	RHP
12	BEMBOOM, ANTHONY	C	62	QUINTANA, JOSÉ	LHP
13	GOSELIN, PHIL**	INF	63	REYES, GERARDO	RHP
17	OHTANI, SHOHEI	RHP/DH	64	PEÑA, FELIX	RHP
19	LAGARES, JUAN**	OF	65	QUIJADA, JOSÉ	LHP
20	WALSH, JARED	INF/LHP	66	GRATEROL, JUAN**	C
21	MAYERS, MIKE	RHP	67	BRADY, DENNY**	RHP
22	FLETCHER, DAVID	INF	68	KELLER, KYLE	RHP
23	THAISS, MATT	INF	71	ROWEN, BEN**	RHP
24	SUZUKI, KURT	C	72	YAN, HECTOR	LHP
25	FOWLER, DEXTER	OF	73	RODRIGUEZ, CHRIS	RHP
27	TROUT, MIKE	OF	74	REED, JAKE**	RHP
28	HEANEY, ANDREW	LHP	76	NAUGHTON, PACKY**	LHP
31	BUTTREY, TY	RHP	78	DANIEL, DAVIS**	RHP
32	IGLESIAS, RAISEL	RHP	79	MCCURRY, BRENDAN**	RHP
33	STASSI, MAX	C	80	ROJAS, JOSE**	INF
36	FARIA, JAKE**	RHP	81	LUND, BRENNON**	OF
37	BUNDY, DYLAN	RHP	89	MARSH, BRANDON	OF
38	COBB, ALEX	RHP	90	ADAMS, JORDYN**	OF
39	BARD, LUKE	RHP	94	SOTO, LIVAN**	INF
40	CHAVEZ, JESSE**	RHP	95	KRUGER, JACK**	C
41	GUERRA, JUNOR**	RHP	96	WENSON, HARRISON**	C
43	SANDOVAL, PATRICK	LHP	97	JACKSON, JEREMIAH**	INF
44	SCHEBLER, SCOTT**	OF	98	MULRINE, ANTHONY**	C
46	PANNONE, THOMAS**	LHP			
47	CANNING, GRIFFIN	RHP			
48	DETMERS, REID**	LHP			

** Non-Roster Invitees (26)

PRONUNCIATIONS

Jo ADELL (Uh-DEL)	Mike MAYERS (MY-erz)	Jose ROJAS (RO-hahs)
JAIME (HI-may) BARRIA (bar-EE-uh)	SHOHEI (show-HEY) OHTANI (oh-TAWN-ee)	Scott SCHEBLER (SHEB-ler)
Ty BUTTREY (butt-TREE)	Thomas PANNONE (PUH-nohn)	Aaron SLEGERS (SLEH-gurs)
Jake FARIA (fuh-REE-uh)	KEINNER (KAY-ner) PIÑA (PEEN-yuh)	Max STASSI (STASS-ee)
Phil GOSELIN (GOSS-iin)	Felix PEÑA (PAIN-yuh)	José SUAREZ (SWAR-ez)
Andrew HEANEY (HEE-nee)	Albert PUJOLS (POO-holes)	Matt THAISS (like 'ice')
José IGLESIAS (e-GLAY-see-uhs)	José QUIJADA (kee-HAH-dah)	KEAN (KEE-in) Wong
RAISEL (rye-SELL) IGLESIAS (e-GLAY-see-uhs)	Anthony RENDON (ren-DOHN)	HECTOR (EK-tor) YAN (YAHN)
Jack KRUGER (CREW-gur)	Luis RENGIFO (ren-HE-foe)	
Juan LAGARES (la-GARE-is)	GERARDO (heh-RAHR-doh) Reyes	

IN-SEASON BIRTHDAYS [40-MAN & MANAGER/COACHES]

February

8th - Joe Maddon
14th - Jose Alberto Rivera
26th - Luis Rengifo

March

9th - Brian Butterfield
15th - Max Stassi
22nd - Dexter Fowler
31st - Ty Buttrey

April

8th - Jo Adell
26th - Hector Yan
28th - Kyle Keller

May

5th - John Mallee
6th - Matt Thaiss
11th - Griffin Canning;
Manny Del Campo
13th - Gerardo Reyes
22nd - Jason Brown
31st - David Fletcher

June

3rd - José Molina
5th - Andrew Heaney
6th - Anthony Rendon
15th - Jeremy Reed

July

5th - Shohei Ohtani
18th - Jaime Barria
20th - Chris Rodriguez
30th - Jared Walsh

August

7th - Mike Trout
25th - Justin Upton

September

4th - Aaron Slegers
30th - Jack Mayfield

October

4th - Kurt Suzuki
7th - Alex Cobb
13th - Luke Bard
18th - Patrick Sandoval
31st - Mike Gallego

MINOR LEAGUE





MINOR LEAGUE

MINOR LEAGUE STAFF

DIRECTOR, PLAYER DEVELOPMENT	Joey Prebyski
COORDINATOR, PLAYER DEVELOPMENT	Chris Mosch
COORDINATOR, PLAYER DEVELOPMENT	Andréa La Pointe
FIELD COORDINATOR	Chad Tracy
LATIN AMERICA FIELD COORDINATOR	Humberto Miranda
ASSISTANT FIELD COORDINATOR	Ryan Barba
OUTFIELD & BASERUNNING COORDINATOR	Chris Constantine
INFIELD COORDINATOR	Hainley Statia
PITCHING COORDINATOR	Buddy Carlyle
ASSISTANT PITCHING COORDINATOR	Dylan Axelrod
HITTING COORDINATOR	Damon Mashore
COORDINATOR, HITTING ANALYSIS	Ryan Parker
SPECIAL ASSIGNMENT CATCHING INSTRUCTOR	Bill Lachemann
MINOR LEAGUE MEDICAL COORDINATOR	Matt Morrell
MINOR LEAGUE STRENGTH & CONDITIONING COORDINATOR	Danny Escobar
REHAB COACH	Kernan Ronan
MENTAL PERFORMANCE COACH	Will Lenzner
ASSISTANT DIRECTOR, PERFORMANCE INTEGRATION	Kenneth Smale
DIETICIAN	Becci Twombly
MINOR LEAGUE VIDEO COORDINATOR	Ryan Dundee
MINOR LEAGUE EQUIPMENT MANAGER	Louie Raya
ASSISTANT, CLUBHOUSE	Nick Camacho
COORDINATOR, LATIN AMERICAN OPERATIONS	Michael Noboa
COORDINATOR, DOMINICAN REPUBLIC ACADEMY ADMINISTRATION	Fausto Betances
ASSISTANT, DOMINICAN REPUBLIC ACADEMY ADMINISTRATION	Fabio Fermin
DOMINICAN REPUBLIC CLUBHOUSE MANAGER	Martin Balbuena

MINOR LEAGUE AFFILIATES

SALT LAKE BEES

CLASS AAA — PACIFIC COAST LEAGUE

SMITH'S BALLPARK
77 West 1300 South
Salt Lake City, UT 84115
(801) 350-6900
(801) 485-6818 FAX
www.slbees.com

Owner	Gail Miller
President/General Manager	Marc Amicone
Sr. Vice President of Communications	Frank Zang
Director of Broadcasting	Steve Klauke
Communications Manager	Kraig Williams
Manager	Lou Marson
Pitching Coach	Jairo Cuevas
Hitting Coach	Brian Betancourth
Defensive Coach	Ray Olmedo
Trainer	Jonathan Fierro
Strength and Conditioning Coach	Adam Smith
Video Manager	Nick Loeffelholz



ROCKET CITY TRASH PANDAS

CLASS AA — SOUTHERN LEAGUE

TOYOTA FIELD
500 Trash Panda Way
Madison, AL 35758
(256) 325-1403
www.trashpandasbaseball.com

President and CEO	Ralph E. Nelson, Jr.
Executive Vice President and General Manager	Garrett Fahrman
Director of Broadcasting & Baseball Information	Josh Caray
Manager	Jay Bell
Pitching Coach	Michael Wuertz
Hitting Coach	Kenny Hook
Defensive Coach	Derek Florke
Trainer	Yusuke Takahashi
Strength and Conditioning Coach	TBD
Video Manager	Evan Roberts



MINOR LEAGUE



TRI-CITY DUST DEVILS

HIGH A — NORTHWEST LEAGUE

GESA STADIUM
6200 Burden Blvd.
Pasco, WA 99301
(509) 544-8789
www.dustdevilsbaseball.com



President	Brent Miles
Vice President and General Manager	Derrel Ebert
Director of Broadcasting & Baseball Information	Chris King
Manager	Andy Schatzley
Pitching Coach	Doug Henry
Hitting Coach	William Bradley
Defensive Coach	Jack Santora
Athletic Trainer	Billy Whitehead
Strength and Conditioning Coach	Henry Aleck
Video Manager	Ian Roughen

INLAND EMPIRE 66ERS

CLASS A — CALIFORNIA LEAGUE

SAN MANUEL STADIUM
280 South E. Street
San Bernardino, CA 92401
(909) 888-9922
(909) 888-5251 FAX
www.66ers.com



Co-Owner	Dave Elmore
Co-Owner	Donna Tuttle
General Manager	Joe Hudson
Director of Broadcasting	Steve Wendt
Manager	Jack Howell
Pitching Coach	Gil Heredia
Hitting Coach	Ryan Serba
Defensive Coach	Trevor Nyp
Athletic Trainer	Nicholas Faciana
Strength and Conditioning Coach	Omar Porras
Video Manager	Ryan Stamski

TEMPE ANGELS

ROOKIE — ARIZONA LEAGUE

MINOR LEAGUE COMPLEX
2225 West Westcourt Way
Tempe, AZ 85282
(480) 858-7555
(480) 858-7550 FAX



Manager	Dave Stapleton
Pitching Coaches	Buddy Baumann & Bo Martino
Hitting Coaches	Tyler Jeske & TBD
Defensive Coach	Dylan Mazzo
Athletic Trainer	Dylan Culwell
Strength and Conditioning Coach	Doug Jarrow
Video Manager	Alexandria Woody

SAN PEDRO DE MACORIS ANGELS

ROOKIE — DOMINICAN SUMMER LEAGUE

ANGELS DOMINICAN COMPLEX
El Penon, San Pedro de Macoris, DR
(809) 591-1785



Manager	Hector De La Cruz
Pitching Coaches	Jose Marte & Enrique Gonzalez
Hitting Coaches	Raywilly Gomez & Anel De Los Santos
Catching Coach	Danilo Sanchez
Coach	Berbani Martinez
Outfield Coach	Juan Zapata
Trainer	Rafael Abreu
Strength and Conditioning Coaches	Edison Oviedo & Chris Rodriguez

MINOR LEAGUE





MINOR LEAGUE MANAGERS & STAFF



JAY BELL

DOUBLE-A ROCKET CITY

Jay Bell enters his second season with the Angels organization at the helm of the Rocket City Trash Pandas for their inaugural season...Prior to joining the Angels, Bell was a manager in the Yankees organization (2017-19), winning the division each season, in 2019 with Triple-A Scranton/Wilkes-Barre, 2018 with Double-A Trenton and 2017 Single-A Tampa...Previously, he was the bench coach for the Cincinnati Reds (2014-15) and Arizona Diamondbacks (2005-2006), and hitting coach for the Pittsburgh Pirates (2013)... Drafted in the first round of the 1984 Draft, Bell went on to play parts of 18 seasons in the Major Leagues for five organizations (Cleveland, Pittsburgh, Kansas City, Arizona, and New York Mets), winning a World Series ring in 2001 with the Diamondbacks and a Gold Glove in 1993 as a shortstop...He was the bench coach for Team New Zealand for the 2013 World Baseball Classic and Assistant Coach for Team USA in the 2010 Pan American Qualifying Team.

BELL'S MANAGERIAL RECORD

Year	Club	League	Won	Lost	Pct.	Finish
2017	Tampa	Florida	85	50	.630	1st*
2018	Trenton	Eastern	79	61	.564	1st*
2019	Scranton/Wilkes-Barre	International	76	65	.539	1st*

TOTALS (3 seasons)

*Reached playoffs

240 **176** **.577**



HECTOR DE LA CRUZ DOMINICAN SUMMER LEAGUE

Hector De La Cruz begins his sixth season in the Angels organization and fifth as manager of DSL Angels...Across four seasons (2016-19), DSL Angels have combined to post a 118-157 (.429) record...During the 2019 campaign, the Halos went 23-40 (.365) finishing 8th in the South division...Finished 21-51 (.292) for 2018...In 2017, Club went 35-35 for a fourth place finish in the South division...DSL Angels finished at .500 or better in consecutive seasons (2016-17) for the first time since 2012 and 2013...Led Angels to 39-31 record in 2016 in first year as skipper, marking first winning season for DSL Angels since 2013...The .557 win percentage in 2016 was highest for any Angels affiliate club...Coached in Dominican Winter League with Gigantes del Cibao (2012) and Estrellas Orientales (2013-14)...Spent 13 seasons coaching in Arizona Diamondbacks system, including seven years as a manager...Prior to 2016, last managed with Arizona Summer League D-backs in 2012...Spent two seasons (2010-11) at the helm of Rookie-level Missoula in Pioneer League and two years (2008-09) managing Double-A Mobile...In 2007, led Adv-A Visalia to California League North Division Championship and swept Modesto in first round of playoffs before losing to San Jose in Championship Series...Won Pioneer League Championship in 2006 as manager at Missoula...Served as hitting coach with Single-A South Bend from 2003-04...Was hitting coach with Missoula in 2002...Began coaching career for DSL D-backs in 2000...Played seven seasons in Toronto Blue Jays system from 1984-90...Played in five games during 1991 season with Yomiuri Giants in Japanese Central League...Ended playing career in Mexican League in 1999.

DE LA CRUZ'S MANAGERIAL RECORD

Year	Club	League	Won	Lost	Pct.	Finish
2006	Missoula	Pioneer	42	34	.553	2nd
2007	Visalia	California	77	63	.550	1st*
2008	Mobile	Southern	58	79	.423	5th
2009	Mobile	Southern	66	74	.471	3rd
2010	Missoula	Pioneer	28	47	.373	4th
2011	Missoula	Pioneer	41	35	.539	3rd*
2012	Diamondbacks (DSL)	Dominican Summer	27	29	.482	4th
2016	Angels (DSL)	Dominican Summer	39	31	.557	3rd
2017	Angels (DSL)	Dominican Summer	35	35	.500	4th
2018	Angels (DSL)	Dominican Summer	21	51	.292	8th
2019	Angels (DSL)	Dominican Summer	23	40	.365	8th

TOTALS (11 seasons)

*Reached playoffs

457 **518** **.469**

MINOR LEAGUE



JACK HOWELL

SINGLE-A INLAND EMPIRE

Former Angels infielder Jack Howell returns for his sixth season with the Halos organization and first as manager of Inland Empire...Prior to this season, he managed the Angels Single-A Burlington for two years (2018-19)...In his second season as manager of Burlington, saw Clu go 66-74 (.471) and was voted the Minor League Manager of the Year by the Angels...Was the organization's Field Coordinator in 2016 and 2017 after spending the previous four years (2012-15) as Field Coordinator for the Seattle Mariners...In 2011, held title of minor league hitting coordinator in the Florida Marlins system...Worked in Arizona Diamondbacks organization for nine seasons (2002-10) including two seasons as the Major League hitting coach (2009-10)...Served as Diamondbacks Minor League Field Coordinator from 2005-08 after a season as the Minor League Hitting Coordinator in 2004...Was hitting coach at Triple-A Tucson in 2003...Managed Adv.-Rookie Missoula in Pioneer League in 2002, leading the Osprey to a 35-41 record...Had an 11-year Major League playing career with Angels (1985-91, '96-97), Padres (1991) and Astros (1998-99)...Hit .239 (632/2639) with 108 home runs and 337 RBI in 941 career MLB games...Played four seasons in Japan with Yakult (1992-94) and Yomiuri (1995) and hit 100 home runs, including a league-leading 38 homers in 1992 for the Swallows...Was named the Nippon Professional Baseball Central League MVP in 1992, becoming one of four American-born players to win the award...In 1993 helped lead Yakult to Japan Series championship...Originally signed by Angels in 1983 as a non-drafted free agent out of the University of Arizona where he played one season, following two years at Pima Community College (Tucson)...Howell is a member of the University of Arizona Sports Ring of Honor...His father Jack Sr., played basketball at the University of Arizona from 1948-52 and helped lead the Wildcats to three postseason appearances...His mother, Melba, is in the Pima County (AZ) Sports Hall of Fame as a bowler...A native of Tucson, AZ, Howell and his wife Kelly now splits his time between Tucson and Wichita, KS to enjoy their time with their family...He has four children, Joshua (Lori), Dallas (Kerri), Hunter and Haley and two grandchildren, Keira and Easton.

HOWELL'S MANAGERIAL RECORD

Year	Club	League	Won	Lost	Pct.	Finish
2002	Missoula	Pioneer	35	41	.461	T6th
2018	Burlington	Midwest	50	84	.373	8th
2019	Burlington	Midwest	66	74	.471	6th
TOTALS (3 seasons)			151	199	.431	



LOU MARSON

TRIPLE-A SALT LAKE

Former big league catcher enters his fifth season in the Angels organization, third as a manager and second in Triple-A...In his first year at the helm of Triple-A Salt Lake, the Bees finished with a 60-79 record...Spent 2018 managing Double-A Mobile where they recorded winning records at home (18-15), away (19-16) and against division opponents (22-18)...In 2017, held title of hitting coach for Salt Lake..Retired from baseball in 2016 following a six-year big league career with the Indians and Phillies...Compiled a career .219 (168/768) average with 39 doubles, four triples, five home runs and 60 RBI across 261 Major League games...Signed with the Angels as a free agent Feb. 8, 2016 before retiring.

MARSON'S MANAGERIAL RECORD

Year	Club	League	Won	Lost	Pct.	Finish
2018	Mobile	Southern	66	70	.485	4th
2019	Salt Lake	Pacific Coast	60	79	.432	3rd
TOTALS (2 seasons)			126	149	.458	





MINOR LEAGUE MANAGERS & STAFF



ANDY SCHATZLEY

SINGLE-A TRI-CITY

Andy Schatzley makes his managerial debut in 2021 with the Tri-City Dust Devils... He spent eight years (2012-19) as the Associate Head Baseball Coach, Recruiting Coordinator, and Offensive & Defensive Instructor at Harding University...Previously served as an Assistant Coach and Graduate Assistant with Emporia State University and Lubbock Christian University, while also coaching in two collegiate summer leagues...Holds a Bachelor's Degree in History and a Master's Degree in Organizational Leadership... He played collegiately at Pratt Community College (2004-06) in Pratt, Kansas, and at Lyon College (2006-08) in Batesville, Ark.



DAVE STAPLETON

ROOKIE LEVEL TEMPE

Dave Stapleton enters his eighth season in Angels organization and third as manager in the Arizona Summer League...2019 AZL Angels finished season with a 19-37 record... In first campaign at helm of the AZL Angels, Club won 30 games and finished second in the East Division in 2017...Managed Orem in Pioneer League in 2014, 2015, 2016 and 2018...In 2016, led Orem to Pioneer League Championship with sweep of Billings in Championship Series...In 2015, led Owlz to a 24-14 first-half record, winning the first-half title but fell in the Pioneer League South division playoff series...Guided Owlz to a 42-33 record and a playoff berth in 2014, where Owlz were defeated by Billings in the Championship Series...Previously coached his alma mater Grand Canyon University for 17 seasons, including more than 10 years as head coach with a 256-290 (.469) record with the Antelopes...The GCU softball stadium, Stapleton-Pierson Stadium, is partially named after him...Spent six seasons in the Milwaukee Brewers organization as a left-handed relief pitcher from 1984-89...Pitched 10 Major League games for Milwaukee (1987-88), finishing with a 2-0 record and 3.81 (28.1 IP - 12 ER) career ERA...In 1987, across Double-A, Triple-A and the Majors, went 13-3 with a 3.68 ERA...Lives in Arizona with wife, Patti, and their two kids, Kadi and Dakota.

STAPLETON'S MANAGERIAL RECORD

Year	Club	League	Won	Lost	Pct.	Finish
2014	Orem	Pioneer	42	33	.560	2nd*
2015	Orem	Pioneer	41	35	.539	2nd*
2016	Orem	Pioneer	38	38	.500	#T2nd*
2017	AZL Angels	Arizona	30	26	.536	2nd
2018	Orem	Pioneer	22	54	.289	4th
2019	AZL Angels	Arizona	19	37	.339	8th
TOTALS (6 Seasons)			192	223	.463	

#Won League Championship

*Reached playoffs

MARA FORCEY AWARD

The Mara Forcey Award recognizes a member of the minor league staff for their outstanding dedication to the organization.

The award is named after an Angels staff member who lost her battle with cancer in 1993. Forcey was a model employee and friend to all.

2020 Mara Forcey Award Winner: Award not presented



DYLAN AXELROD

ASSISTANT PITCHING COORDINATOR

Dylan Axelrod enters his second year with the Angels organization...The former pitcher with the White Sox (2011-13) and Reds (2014-15) was drafted 30th round in 2007 by the Padres...Pitched for Team Israel in the World Baseball Classic in 2017...Played two years for UC Irvine, where he returned in 2019 to serve as their strength and conditioning coach...Co-founded 3D Elite Performance in 2019...From 2017-19, he was the director of baseball operations and performance specialist for P3 Performance.



RYAN BARBA

ASSISTANT FIELD COORDINATOR

Barba begins his ninth season in the Angels organization...Managed Inland Empire for two years (2018-19) to a 124-155 record...Previously was the hitting coach for Double-A Mobile (2017), Single-A Inland Empire (2016), Single-A Burlington (2015), Rookie-level Orem (2014) and the AFL Angels (2013)...Prior to professional coaching debut, was an assistant coach in 2011 and 2012 at alma mater, the University of New Mexico...Played four minor league seasons with the Brewers (2006-07) and Braves (2009-10)...Middle infielder tallied a career .205 (157/766) average with 34

doubles, four triples, three home runs and 71 RBI in 242 minor league games...Signed with the Brewers as a non-drafted free agent prior to the 2006 season...Between stints with the Brewers and Braves, played one season (2008) of independent league baseball with the Yuma Scorpions of the Golden Baseball League...Attended the University of New Mexico after prepping at Chatsworth High School (CA).



BUDDY CARLYLE

PITCHING COORDINATOR

Nine-year Major League veteran, Buddy Carlyle enters his fifth season in the Angels organization and second as Pitching Coordinator after two years as Assistant Pitching Coordinator...Was Double-A Mobile's pitching coach during the 2017 campaign...During the season, worked with future Angels Justin Anderson and Jaime Barria...In 2016, made coaching debut after being hired by the Atlanta Braves as an assistant coach and manager of replay review protocol...Retired from baseball prior to the 2016 season...Appeared in 150 career games with the Padres, Dodgers, Braves, Yankees and Mets going 13-13 with 5.14 ERA...Also saw action across four different seasons in Japan (2001, 2002 and 2010) and Korea (2006)...Originally drafted by the Cincinnati Reds in the second round of the 1996 draft.



CHRIS CONSTANTINE

OUTFIELD & BASE RUNNING COORDINATOR

Constantine begins his third season in the Angels organization, following four seasons (2016-19) as an assistant coach for the Orleans Firebirds of the Cape Cod League...Club is based in Orleans, Massachusetts...Has also made coaching stints with Winston-Salem State University, University of Maryland, Eastern Shore and the United States Naval Academy...During time with the Midshipmen, team won back-to-back Patriot League championships...During '16 campaign, Naval Academy

notched its first victory in NCAA Tournament in over 10 years...Played collegiate baseball for Winston-Salem State University and was named a 2012 USCAA Academic All-American...Played two seasons of Independent League baseball in the Pecos League following college career...Appeared with the Taos Blizzard (Taos, NM) in 2013 and Douglas Diablos (Douglas, AZ) in 2014.





MINOR LEAGUE MANAGERS & STAFF



BILL LACHEMANN

SPECIAL ASSIGNMENT CATCHING INSTRUCTOR

Returns for 37th season in Angels organization (since 1985) and 18th as Angels' Special Assignment Catching Coordinator...Spent two seasons as coach at Salt Lake (2001-02) and two seasons at Erie (1999-2000)...Managed rookie-level Butte for two seasons (1997-98), compiling 56-92 record...Served as bullpen coach for Angels in 1995 and 1996, joining brother Marcel Lachemann's staff, Sept. 22, 1994...Bill has also guided Angels affiliates in Mesa (1990-94), Palm Springs (1987-89) and Quad Cities (1985-86)...Led Palm Springs to first half title in 1988...Before joining Angels organization, spent nine seasons as minor league coach with San Francisco (1976-84)...Coached at Great Falls (1976-81), Fresno (1982) and Clinton (1983-84)...Played six minor league seasons (1955-61) in Dodgers organization...In 1982, played in one game as back-up catcher with Fresno in first playing appearance in 19 years and handled one putout while not recording a plate appearance...Graduated from College of Great Falls (MT) in 1971 with bachelor's degree in teaching...Earned All-City honors as catcher at Dorsey High in Los Angeles (CA), where he was a teammate of Hall of Fame manager Sparky Anderson...Brother Marcel is Angels' Special Assistant to the General Manager and brother Rene was a former manager of the Marlins, Brewers and Mariners...Bill has three children (Colleen, Bill and Tim)...Resides in Great Falls, MT...Full name is William Charles Lachemann.



DAMON MASHORE

HITTING COORDINATOR

Former Angel outfielder and minor league coach enters his seventh season on the Angels coaching staff...During 2017 and 2018 campaigns, was the Rangers minor league base running coordinator...Worked in the Dodgers organization from 2012-16...During time with Los Angeles, worked as the organization's roving hitting instructor (2015-16) and base running coordinator (2012-14)...Coached for the Halos organization from 2008-11 in various capacities...Served as interim manager for Single-A Inland Empire in 2011 replacing Tom Gamboa...Was the Inland Empire hitting coach from 2009-11 after holding the same role with Single-A Cedar Rapids in 2008...Made managerial debut with Arizona's Single-A Missoula in 2007...Club finished with a 26-50 record...Began coaching career with Arizona, working as a hitting coach with Single-A High Desert in 2003, Double-A El Paso in 2004 and Single-A Lancaster in 2005 and 2006...A former 9th round draft pick by the Oakland A's in 1991, went on to play three big league seasons with the A's (1996-97) and Angels (1998), batting a combined .249 (120/482) with 23 doubles, three triples, eight home runs and 41 RBI...Resides in Eagle, ID and has two children Tevis and Dalton...Brother Justin was the assistant hitting coach for the Rangers in 2018...Father Clyde played in 241 big league games with the Reds and Expos from 1969-73.



HUMBERTO MIRANDA

LATIN AMERICAN FIELD COORDINATOR

Miranda enters his fourth season with the Angels as Latin America Field Coordinator...Previously was with the Dodgers organization for two years (2016-17) as the Hitting Coordinator in the Dominican Republic and the Hitting Coach for their Dominican Summer League Team...Miranda began his coaching career with the Texas Rangers in 2011 as their Infield Coach in Arizona (2011) and as the Defensive Coach for the various teams in the organization...Miranda attended Northwood University in Texas.



RYAN PARKER

COORDINATOR, HITTING ANALYSIS

Parker enters his third season with the Angels as Coordinator, Hitting Analysis...Prior to joining the Angels, Parker was a private instructor training hitters at various facilities nationwide...He is a graduate of University of Oregon where he majored in Psychology.

MINOR LEAGUE



KERNAN RONAN

REHAB COACH

Begins 33rd season with the Angels and fifth with title of Rehab Coach...Spent four years as Angels Rehab Pitching Coordinator...Previous six seasons was the organization's Roving Pitching Coordinator...Winner of 2009 Mara Forcey Award for Minor League Employee of the Year, given to member of staff for outstanding commitment and dedication...Spent 2005 and 2006 as pitching coach for Single-A Cedar Rapids...Previously was pitching coach at Double-A Arkansas (2004), Rookie-level Provo (2002-03), Single-A Rancho Cucamonga (2001), Single-A Lake Elsinore (1998-2000), Rookie-level Butte (1997), Double-A Midland (1991-96) and Single-A Palm Springs (1989-90)...Before joining Angels, he coached one season (1987) at South Mountain Community College... Played five seasons in Giants organization (1981-1985) after being selected in 18th round of 1981 June amateur draft...Pitched two seasons (1980-81) at Northern Arizona University and two seasons (1978-79) at Glendale Community College...Also played quarterback for Glendale football team one season...Earned business degree from Arizona State University in 1989...Attended Brophy Prep School in Phoenix, AZ...Served as pitching coach for 2005 Surprise Scorpions in Arizona Fall League...Has also coached winter leagues in Dominican Republic, Venezuela and Mexico...Resides in Phoenix, AZ with wife, Diane.



HAINLEY STATIA

INFIELD COORDINATOR

Former Angels farmhand enters his third year as the Angels organization's roving infield coordinator...During the 2017 and 2018 seasons, was hitting coach for Milwaukee's Single-A Wisconsin Timber Rattlers...Made coaching debut in 2016 as the hitting coach for the Arizona League Brewers...The Curacao native was initially drafted by the Angels in the 9th round of the 2004 draft and played six seasons in the Halo system, reaching as high as Triple-A Salt Lake in 2010...Named as a Mid-Season All-Star in 2006 with Cedar Rapids and 2007 with Rancho Cucamonga...After becoming a minor league free agent prior to the 2011 season, signed with the Milwaukee Brewers and played four more minor league seasons before retiring.



CHAD TRACY

FIELD COORDINATOR

2021 marks seventh season in the Angels organization and fourth as Field Coordinator...Managed Single-A (Adv.) Inland Empire in 2016 and 2017 after making managerial debut in 2015 with Single-A Burlington...In 2017 the 66ers went 65-70 and finished third in the South Division...Club's .265 team average ranked second in the California League...In 2015, during first stint as a manager with Burlington, went 63-76 and managed future big leaguers David Fletcher and Taylor Ward...Originally drafted by Texas in the third round of the 2006 First-Year Player Draft out of Pepperdine University, he spent six seasons in the Rangers system and played at the Triple-A level with Oklahoma City and Round Rock in 2010 and 2011...Played the 2012 season with Rockies Triple-A affiliate Colorado Springs and started 2013 with Royals Triple-A affiliate Omaha...In his nine seasons as a professional, compiled a .267 career average with 159 home runs and 706 RBI...Is the son of Jim Tracy, who has managed 11 seasons in the Majors with the Dodgers (2001-05), Pirates (2006-07) and Rockies (2009-12) and was named National League Manager of the Year in 2009.

MINOR LEAGUE





MINOR LEAGUE 2020 REVIEW



Due to the impact of the COVID-19 pandemic, Major League Clubs were unable to supply their Minor League affiliates with players for a 2020 season. Although no Minor League season was played in 2020, a limited number of Angels Minor League players, coaches and staff were able to practice at the Club's Alternate Training Site, Blair Field, on the campus of Long Beach State University. Players participating at the Alternate Training Site were part of the "60-man Player Pool" and were eligible to participate in Major League games during the 2020 Major League season.

The following players participated at the Angels Alternate Training Site in Long Beach over the course of the 2020 season:

PITCHERS

BARD, LUKE	RHP
BARRIA, JAIME	RHP
BRADY, DENNY	RHP
BUCHTER, RYAN	LHP
COLE, TAYLOR	RHP
DE HORTA, ADRIAN	RHP
DETMERS, REID	LHP
KELLER, KYLE	RHP
KOCHANOWICZ, JACK	RHP
MARKEL, PARKER	RHP
MIDDLETON, KEYNAN	RHP
NAUGHTON, PACKY	LHP
PETERS, DILLON	LHP
QUIJADA, JOSÉ	LHP
RAMÍREZ, NEIL	RHP
REYES, GERARDO	RHP
RHAME, JACOB	RHP
RODRIGUEZ, CHRIS	RHP
RODRIGUEZ, JOSÉ	RHP
SANDOVAL, PATRICK	LHP
SEMINARIS, ADAM	LHP
STALLINGS, GARRETT	RHP
SUAREZ, JOSÉ	LHP
YAN, HECTOR	LHP

TWO-WAY

HOLMES, WILLIAM RHP/DH

CATCHERS

ARCIA, FRANCISCO
BEMBOOM, ANTHONY
BRICEÑO, JOSÉ
KRUGER, JACK

INFELDERS

ALCÁNTARA, ARISMENDY
JACKSON, JEREMIAH
JONES, JAHMAI
PARIS, KYREN
RENGIFO, LUIS
ROJAS, JOSE
SOTO, ELLIOT
THAISS, MATT
WALSH, JARED

OUTFIELDERS

ADAMS, JORDYN
ADELL, JO
HERMOSILLO, MICHAEL
MARSH, BRANDON
WARD, TAYLOR

DRAFT SELECTIONS

2020



The 2020 Major League Baseball First-Year Player Draft was shortened from 40 rounds to five rounds due to the impact of the COVID-19 pandemic. The Angels made four selections during the Draft, which was held June 10-11:

RD	PLAYER	POS.	B/T	HT.	WT.	BORN	SCHOOL (HOMETOWN)
1 (10)	Reid Detmers	LHS	L/L	6-2	210	7/8/99	University of Louisville (Springfield, IL)
2	No second round selection (pick forfeited after signing Anthony Rendon as a free agent)						
3	David Calabrese	OF	L/R	5-11	160	9/26/02	St. Elizabeth Catholic HS (Thornhill, ON, Canada)
4	Werner Blakely	SS	L/R	6-3	185	2/21/02	Detroit Edison HS (Detroit, MI)
5	Adam Seminaris	LHP	R/L	6-0	185	10/19/98	Long Beach State University (Pomona, CA)

(Bold indicates signed player)



MINOR LEAGUE



ANGELS' MINOR LEAGUE AFFILIATE HISTORY

Triple-A	Double-A	High-A	Low-A
Salt Lake, 2001-Edmonton, 1999-2000	Rocket City, 2020-Mobile, 2017-19	Tri-City, 2021-Inland Empire, 2011-20	Inland Empire, 2021-Burlington, 2013-2020
Vancouver, 1993-98	Arkansas, 2001-16	Rancho Cucamonga, 2001-10	Cedar Rapids, 1993-2012
Edmonton, 1983-92	Erie, 1999-2000	Lake Elsinore, 1994-2000	Quad Cities, 1985-92
Spokane, 1982	Midland, 1985-1998	Palm Springs, 1990-93	Palm Springs, 1985-89
Salt Lake, 1971-81	Waterbury, 1984		Redwood, 1981-85
Hawaii, 1969-70	Nashua, 1983		Peoria, 1983-84
Seattle, 1965-68	Holyoke, 1981-82		Danville, 1982
Hawaii, 1962-64	El Paso, 1973-80		Salinas, 1973-80
Dallas-FW, 1961	Shreveport, 1971-72		Quad Cities, 1963-78
	El Paso, 1965-70		Stockton, 1972
	Reynosa, 1963-65		San Jose, 1963-69
	Nashville, 1963		Tri-City, 1963-64
			Class D Quad City, 1962
	Advanced Rookie	Rookie	Class C San Jose Bees, 1962
	Orem, 2005-20	AZL Angels, 2001-	Class D Statesville Owls, 1961
	Provo, 2001-04	DSL Angels, 1998-	
	Butte, 1997-2000	AZL Angels, 1989-96	
		Idaho Falls, 1967-81	



MINOR LEAGUE AWARD WINNERS

PRESTON GOMEZ MINOR LEAGUE MANAGER OF THE YEAR AWARD

The Preston Gomez Minor League Manager of the Year Award was established in 2009 in memory of a man who devoted over 65 years of his life to professional baseball. Preston spent his last 28 years in baseball with the Angels, first as a Major League coach and later as a special assistant to the General Manager. This award given in his honor is determined by members of the Angels Baseball Operations staff. It recognizes one of the organization's seven minor league managers for a standard of excellence in the areas of leadership, player development and professionalism exhibited throughout the course of the season. Past winners:

2009 — Tom Kotchman	2014 — Carson Vitale	2019 — Jack Howell
2010 — Charlie Romero	2015 — Dave Stapleton	2020 — <i>No Minor League season</i>
2011 — Ty Boykin	2016 — Keith Johnson	
2012 — Mike Micucci	2017 — Hector De La Cruz	
2013 — Denny Hocking	2018 — Ryan Barba	

KENNY MYERS MEMORIAL MINOR LEAGUE PLAYER OF THE YEAR AWARD

The Kenny Myers Memorial Award is given each year to the minor league player judged best in the Angels organization. Myers, who joined the Angels in 1969 as a scout and minor league hitting instructor, died in July of 1972. Past winners:

1972 — Doug Howard (inf)	2001 — Jose Fernandez (inf)/ Alfredo Amezaga (def.)
1973 — Frank Tanana (lhp)	2002 — Robb Quinlan (of)/Jose Molina (c; def.)
1974 — Bruce Bochte (of-1b)	2003 — Alberto Callaspo (inf)/Dallas McPherson (inf)/ Jeff Mathis (c; def.)
1975 — Dave Collins (of)	2004 — Dallas McPherson (inf)/Casey Kotchman (inf; def.)
1976 — Willie Aikens (1b)	2005 — Brandon Wood (inf)/Howard Kendrick (inf)/ Jeff Mathis (c, def.)
1977 — Rance Mulliniks (inf)	2006 — Sean Rodriguez (inf)/Jeff Mathis (c, def.)
1978 — Bob Clark (of)	2007 — Chris Pettit (of)/Hainley Statia (inf; def.)
1979 — Mike Bishop (1b)	2008 — Freddy Sandoval (inf)/Efren Navarro (inf; def.)
1980 — Daryl Sconiers (1b)	2009 — Alexi Amarista (inf)/Peter Bourjos (of, def.)
1981 — Tom Brunansky (of)	2010 — Mark Trumbo (inf)/Gabriel Jacobo (inf; def.)
1982 — Steve Lubratich (inf)/Dick Schofield (inf)	2011 — Kole Calhoun (of)/Efren Navarro (inf; def.)
1983 — Mike Brown (of)	2012 — Kaleb Cowart (inf)/Efren Navarro (inf; def.)
1984 — Wally Joyner (inf)	2013 — Zach Borenstein (of)/Eric Stamets (inf; def.)
1985 — Reggie Montgomery (of)	2014 — Alex Yarbrough (inf)/Jett Bandy (c; def.)
1986 — Dante Bichette (of)/ Willie Fraser (rhp)	2015 — Kaleb Cowart (inf)/Sherman Johnson (inf; def.)
1987 — Bryan Harvey (rhp)	2016 — Michael Hermsillo (of)/Jose Briceno (c; def.)
1988 — Colin Charland (lhp)/Jeff Manto (inf)	2017 — Jahmai Jones (of)/David Fletcher (inf; def.)
1989 — Glenn Carter (rhp)/Bobby Rose (inf)	2018 — Jo Adell (of)/Brandon Marsh (of; def.)
1990 — Marcus Moore (rhp)	2019 — Jeremiah Jackson (inf)/Brandon Marsh (of; def.)
1991 — Don Vidmar (rhp)/Mark Howie (inf)	2020 — <i>No Minor League season</i>
1992 — John Fritz (rhp)/Tim Salmon (of)	
1993 — Mark Sweeney (of)/Bryan Harris (lhp)	
1994 — Todd Greene (c)/Andrew Lorraine (lhp)	
1995 — Todd Greene (c)/Jason Dickson (rhp)	
1996 — Larry Barnes (inf)/Dennis Springer (rhp)	
1997 — Norm Hutchins (of)/Ramon Ortiz (rhp)	
1998 — Troy Glaus (inf)/Steve Fish (rhp)	
1999 — Larry Barnes (inf)/Scot Shields (rhp)	
2000 — Gary Johnson (of)/John Lackey (rhp)	

MINOR LEAGUE AWARD WINNERS



AARON COX AWARD

The Aaron Cox Award was established in 2018 and is given annually to the minor league player voted as the best teammate - one who enriches the lives of those around him. This award is for the player who best exemplifies selflessness, persistence, enthusiasm, and commitment to a well-reasoned process and continued growth regardless of circumstance and spreads these attributes to all those he touches. Past winners:

- 2018 — Jeremy Beasley
- 2019 — Brandon Marsh
- 2020 — Jack Kruger

NICK KAMZICK SCOUT OF THE YEAR AWARD

The Nick Kamzic Award is given annually to the Angels' scout who epitomizes the dedication, perseverance and excellence demonstrated by the award's namesake. Nick Kamzic, a Chicago-based scout in the Angels' organization for 39 seasons, joined the franchise in its initial 1961 season (he proudly called himself "Mr. Autry's first hire") and continued scouting for the Angels through the 1999 season. Named the National Scout of the Year (Midwest) in 1996, he passed away from heart failure, Dec. 12, 2000, one week before his 82nd birthday. Like the many hard-working and dedicated scouts who proudly represent baseball throughout the nation, the following individuals demonstrate those special qualities that have earned them recognition as the Angels' Scout of the Year:

- | | |
|---------------------------------------|-----------------------------------|
| 1996 — Moose Stubing | 2013 — Joel Murrie |
| 1997 — Darrell Miller | 2014 — Nick Gorneault |
| 1998 — Tony LaCava | 2015 — Brandon McArthur |
| 1999 — Tom Burns | 2016 — Ric Wilson |
| 2000 — Tim Corcoran | 2017 — Ryan Leahy |
| 2001 — Marc Russo/Leo Perez | 2018 — Brian Tripp |
| 2002 — Kevin Ham | 2019 — Jason Baker/Chris McAlpin |
| 2003 — Clay Daniel/Rich Schlenker | 2020 — <i>Award not presented</i> |
| 2004 — Mike Silvestri/Dale Sutherland | |
| 2005 — Ron Marigny/Brad Sloan | |
| 2006 — Jack Uhey/Jeff Schugel | |
| 2007 — Tom Kotchman | |
| 2008 — Chris McAlpin | |
| 2009 — Scott Richardson | |
| 2010 — Greg Morhardt | |
| 2011 — John Gracio | |
| 2012 — Ralph Reyes | |



HOWIE GERSHBERG MINOR LEAGUE PITCHER OF THE YEAR AWARD

The Angels' Minor League Pitcher of the Year award has been re-named the "Howie Gershberg Minor League Pitcher of the Year" award after the Angels' late minor league pitching instructor. Gershberg joined the Angels' farm system in 1985 and during his tenure, served as a minor league pitching coach and coordinator. He served the organization faithfully for 19 seasons before succumbing to cancer on Nov. 19, 2003. Gershberg's playing career included stints with the Brooklyn Dodgers and New York Giants in the 1950's. He had a passion for the game and dedicated his life to working with and developing quality pitchers including: John Franco, Chuck Finley, Troy Percival, Scot Shields, John Lackey and Francisco Rodriguez.



MINOR LEAGUE ORGANIZATIONAL PLAYERS

JORDYN ADAMS

OF

For information, see 2021 Angels Players Section.

JHOSUA ALCANTARA

RHP

AGE: 23	BORN: Sept. 30, 1997 in Santo Domingo, DR	RESIDES: Santo Domingo, DR	HT.: 6-6	WT.: 200
BATS & THROWS: Right		ACQUIRED: Signed as minor league free agent, June 20, 2019		
HIGH SCHOOL: —		COLLEGE: —		
FULL NAME: Jhosua Leonardo Alcantara		SIGNED BY: N/A		

Year	Club	W-L	ERA	G	GS	CG	GF	SHO	SV	IP	H	R	ER	HR	HB	BB	IBB	SO	WP	BK	BAA
2016	—Rockies (DSL)	2-1	2.42	21	0	0	4	0	0	22.1	14	11	6	1	7	8	0	20	2	0	.179
2017	—Rockies (DSL)	0-0	3.60	4	0	0	3	0	1	5.0	4	3	2	0	0	0	0	7	4	0	.211
2018	—									<i>DID NOT PLAY</i>											
2019	—Angels (DSL)	0-1	3.68	11	0	0	9	0	1	14.2	15	10	6	1	2	7	0	27	10	0	.246
2020	—									<i>DID NOT PLAY - No Minor League Season</i>											
MINOR TOTALS		2-2	3.00	36	0	0	16	0	2	42.0	33	24	14	2	9	15	0	54	16	0	.209

JOSE ALEMAN

RHP

AGE: 18	BORN: Feb. 1, 2003 in Porlamar, VZ	RESIDES: Centreville, VA	HT.: 6-6	WT.: 200
BATS & THROWS: Right		ACQUIRED: Signed as international free agent, June 20, 2019		
HIGH SCHOOL: —		COLLEGE: —		
FULL NAME: Jose Gregorio Aleman Romero		SIGNED BY: Ender Gonzalez, Andres Garcia & Joel Chicarelli (Angels)		

Will make professional debut in 2021

ADRIAN ALMEIDA

LHP

AGE: 26	BORN: Feb. 25, 1995 in Puerto Cabello, VZ	RESIDES: Tucacas, VZ	HT.: 6-0	WT.: 160
BATS & THROWS: Left		ACQUIRED: From New York Mets in AAA Rule 5 Draft, Dec. 8, 2016		
HIGH SCHOOL: —		COLLEGE: —		
FULL NAME: Adrian Jose Almeida Mendoza		SIGNED BY: Hector Rincones (Mets)		

Year	Club	W-L	ERA	G	GS	CG	GF	SHO	SV	IP	H	R	ER	HR	HB	BB	IBB	SO	WP	BK	BAA
2012	—Mets 1 (DSL)	0-3	2.50	12	12	0	0	0	0	39.2	35	14	11	0	3	24	0	33	3	1	.255
2013	—Mets 1 (DSL)	3-2	4.55	8	8	0	0	0	0	27.2	23	14	14	0	6	18	0	26	10	1	.232
	Mets 2 (DSL)	0-1	2.57	4	4	0	0	0	0	14	8	5	4	0	0	9	0	17	4	0	.167
2014	—Mets (GCL)	3-2	2.13	10	7	0	0	0	0	38	26	14	9	0	7	23	1	40	4	1	.198
2015	—Kingsport	2-1	5.94	9	0	0	5	0	1	16.2	13	13	11	0	2	18	0	17	2	1	.217
2016	—Brooklyn	0-1	3.86	3	0	0	1	0	0	2.1	3	1	1	0	1	3	0	5	1	0	.273
	Kingsport	0-3	6.14	18	0	0	7	0	2	22	21	18	15	3	6	13	0	29	5	0	.247
2017	—Burlington	1-3	5.31	27	0	0	8	0	0	42.1	43	30	25	1	3	32	0	50	9	0	.265
2018	—Inland Empire	0-0	0.75	7	0	0	2	0	1	12.0	6	2	1	0	1	4	0	19	1	0	.146
	Mobile	2-4	4.25	33	0	0	7	0	0	48.2	30	26	23	3	5	51	0	54	11	1	.179
2019	—Mobile	1-1	5.79	30	0	0	15	0	2	28.0	35	21	18	1	5	33	0	31	9	0	.307
2020	—									<i>DID NOT PLAY - No Minor League Season</i>											
MINOR TOTALS		11-20	3.90	131	31	0	30	0	4	263.1	208	137	114	7	34	195	1	290	50	5	.230

LUIS ALVARADO

RHP

AGE: 24	BORN: Jan. 5, 1997 in Guayama, PR	RESIDES: Salinas, PR	HT.: 6-4	WT.: 210
BATS & THROWS: Right		ACQUIRED: 17th round of 2018 First-Year Player Draft		
HIGH SCHOOL: Puerto Rico Baseball Academy		COLLEGE: University of Nebraska		
FULL NAME: Luis Fernando Alvarado Bermudez		SIGNED BY: Drew Dominguez (Angels)		

Year	Club	W-L	ERA	G	GS	CG	GF	SHO	SV	IP	H	R	ER	HR	HB	BB	IBB	SO	WP	BK	BAA
2018	—Angels (AZL)	0-1	4.50	2	0	0	0	0	0	4.0	2	2	2	0	0	4	2	7	1	0	.133
	Orem	0-1	6.00	14	0	0	4	0	0	18.0	17	12	12	3	4	8	0	23	5	0	.246
2019	—Burlington	4-9	3.68	25	16	0	4	0	1	100.1	76	50	41	11	14	53	0	108	15	0	.213
2020	—									<i>DID NOT PLAY - No Minor League Season</i>											
MINOR TOTALS		0-2	5.73	16	0	0	4	0	0	22.0	19	14	14	3	4	12	2	30	6	0	.215

EDWDY AQUINO

RHP

AGE: 21	BORN: Feb. 24, 2000 in Dajabon, DR	RESIDES: Dajabon, DR	HT.: 5-9	WT.: 170
BATS & THROWS: Right		ACQUIRED: Signed as international free agent, Aug. 1, 2016		
HIGH SCHOOL: —		COLLEGE: —		
FULL NAME: Edwy Aquino De la Rosa		SIGNED BY: Domingo Garcia & Alfredo Ulloa (Angels)		

Year	Club	W-L	ERA	G	GS	CG	GF	SHO	SV	IP	H	R	ER	HR	HB	BB	IBB	SO	WP	BK	BAA
2018	—Angels (DSL)	1-1	4.70	14	0	0	5	0	0	23.0	24	14	12	0	1	9	0	17	8	4	.276
2019	—Angels (DSL)	0-0	5.06	5	0	0	3	0	2	5.1	6	3	3	0	0	4	0	5	2	0	.286
	Angels (AZL)	0-1	6.04	15	0	0	4	0	0	25.1	35	17	14	1	0	14	0	31	2	0	.330
2020	—									<i>DID NOT PLAY - No Minor League Season</i>											
MINOR TOTALS		1-2	5.70	34	0	0	12	0	2	53.2	65	34	29	1	1	27	0	53	12	4	.304



MINOR LEAGUE ORGANIZATIONAL PLAYERS



STIWARD AQUINO

RHP

AGE: 21 **BORN:** June 20, 1999 in Sabana Grande de Palenque, DR **RESIDES:** Sabana Grande de Palenque, DR **HT.:** 6-6 **WT.:** 175
BATS & THROWS: Right **ACQUIRED:** Signed as international free agent, Dec. 30, 2016
HIGH SCHOOL: — **COLLEGE:** —
FULL NAME: Stiward Aquino Trujill **SIGNED BY:** Domingo Garcia, Alfredo Ulloa & Frankie Thon (Angels)
Year Club W-L ERA G GS CG GF SHO SV IP H R ER HR HB BB IBB SO WP BK BAA
 2017—Angels (DSL) 0-2 4.56 7 4 0 0 0 0 0 23.2 25 14 12 1 2 9 0 29 4 0 .272
 Angels (AZL) 1-0 1.59 2 0 0 0 0 0 0 5.2 5 1 1 0 0 0 4 0 2 0 1 .250
 2018— *DID NOT PLAY*
 2019—Angels (AZL) 0-4 7.71 8 8 9 9 0 0 0 21.0 27 19 18 1 2 10 0 26 1 1 .321
 Orem 0-1 5.74 4 4 0 0 0 0 0 15.2 19 11 10 3 1 6 0 23 2 2 .306
 2020— *DID NOT PLAY - No Minor League Season*
MINOR TOTALS 1-2 3.99 9 4 0 0 0 0 0 29.1 30 15 13 1 2 13 0 31 4 1 .295

JEREMY AROCHO

INF

AGE: 22 **BORN:** Oct. 6, 1998 in Glen Burnie, MD **RESIDES:** Glen Burnie, MD **HT.:** 5-10 **WT.:** 165
BATS: Switch **THROWS:** Right **ACQUIRED:** Signed as minor league free agent, Nov. 25, 2019
HIGH SCHOOL: Old Mill HS (Millersville, MD) **COLLEGE:** —
FULL NAME: Jeremy Arocho **SIGNED BY:** Jonah Rosenthal (Dodgers)
Year Club AVG G AB R H 2B 3B HR RBI SH SF HBP BB IBB SO SB CS GDP SLG OBP E
 2017—Dodgers (AZL) .254 39 134 26 34 9 2 1 19 1 2 3 14 0 30 10 2 3 .373 .333 6
 2018—Ogden .313 59 208 44 65 10 2 0 21 1 2 3 29 0 31 12 7 6 .380 .401 8
 2019—Ogden .287 48 150 31 43 4 1 1 15 1 1 0 33 0 28 10 4 3 .347 .413 3
 2020— *DID NOT PLAY - No Minor League Season*
MINOR TOTALS .289 146 492 101 142 23 5 2 55 3 5 6 76 0 89 32 13 12 .368 .387 17

LUIS AVILES

INF

AGE: 26 **BORN:** Mar. 16, 1995 in Miami, FL **RESIDES:** Miami, FL **HT.:** 6-1 **WT.:** 170
BATS & THROWS: Right **ACQUIRED:** Signed as minor league free agent, Dec. 6, 2019
HIGH SCHOOL: Southwest Miami HS (Miami, FL) **COLLEGE:** —
FULL NAME: Luis Jarhol Aviles **SIGNED BY:** Charlie Sullivan (Brewers)
Year Club AVG G AB R H 2B 3B HR RBI SH SF HBP BB IBB SO SB CS GDP SLG OBP E
 2013—Brewers (AZL) .207 42 121 14 25 2 2 0 14 2 2 1 10 0 40 6 1 1 .256 .269 12
 2014—Helena .251 53 187 24 47 8 5 2 19 4 0 0 14 0 57 11 4 3 .369 .303 21
 2015—Wisconsin .195 57 185 10 36 7 3 2 15 2 0 0 3 0 66 1 5 1 .297 .207 11
 Helena .356 15 59 9 21 4 0 1 9 0 0 0 2 0 14 4 2 0 .475 .377 1
 2016—Wisconsin .239 120 456 54 109 22 6 9 47 4 1 4 28 0 130 21 6 6 .373 .288 16
 2017—Carolina .232 132 492 58 114 16 2 6 46 0 5 5 27 1 141 38 8 15 .309 .276 27
 2018—Carolina .256 67 238 30 61 11 2 2 15 2 2 2 14 0 71 16 4 5 .345 .301 7
 Biloxi .251 64 207 24 52 14 0 4 23 1 1 1 23 1 52 14 3 8 .377 .328 13
 2019—Biloxi .253 84 300 47 76 16 0 2 31 3 5 1 32 1 89 27 7 7 .327 .322 21
 2020— *DID NOT PLAY - No Minor League Season*
MINOR TOTALS .241 634 2245 270 541 100 19 28 219 18 16 14 153 3 660 138 40 46 .340 .292 129

NATHAN BATES

RHP

AGE: 27 **BORN:** Mar. 1, 1994 in Jackson, MS **RESIDES:** Sharpsburg, GA **HT.:** 6-8 **WT.:** 205
BATS & THROWS: Right **ACQUIRED:** 15th round of 2015 First-Year Player Draft
HIGH SCHOOL: Starr's Mill HS (Fayetteville, GA) **COLLEGE:** Georgia State University
FULL NAME: Nathan Douglas Bates **SIGNED BY:** Todd Hogan (Angels)
Year Club W-L ERA G GS CG GF SHO SV IP H R ER HR HB BB IBB SO WP BK BAA
 2015—Orem 1-3 5.40 14 2 0 0 0 0 0 26.2 26 17 16 0 2 6 0 16 1 2 .252
 2016—Angels (AZL) 0-0 10.80 2 0 0 1 0 0 0 1.2 3 2 2 0 0 0 0 3 2 0 .375
 Orem 1-0 0.00 3 0 0 2 0 0 0 3.1 3 1 0 0 0 2 0 1 0 0 .231
 2017—Burlington 0-1 2.03 8 0 0 4 0 1 13.1 9 4 3 0 0 6 1 18 3 0 .188
 Inland Empire 0-5 6.53 33 0 0 17 0 7 51.0 65 38 37 5 1 22 0 58 2 0 .308
 2018—Mobile 0-0 9.00 1 0 0 0 0 0 1.0 1 1 1 0 0 0 0 1 0 0 .250
 2019—Angels (AZL) 0-0 0.00 1 1 0 0 0 0 1.0 0 0 0 0 0 0 0 3 0 0 .000
 Inland Empire 0-0 2.61 8 1 0 2 0 0 10.1 5 3 3 0 1 5 0 16 0 0 .132
 2020— *DID NOT PLAY - No Minor League Season*
MINOR TOTALS 2-9 5.15 70 4 0 26 0 8 108.1 112 66 62 5 4 41 1 116 8 2 .262

EIVER BETANCOURT

C

AGE: 17 **BORN:** Oct. 2, 2003 in Puerto Cabello, Venezuela **RESIDES:** Maracay, Venezuela **HT.:** 5-11 **WT.:** 185
BATS: Left **THROWS:** Right **ACQUIRED:** Signed as an international free agent, Jan. 15, 2021
HIGH SCHOOL: — **COLLEGE:** —
FULL NAME: Eiver Ely Betancourt Rios **SIGNED BY:** Marlon Urdaneta, Joel Chicarelli, & Andres Garcia (Angels)
Year Club AVG G AB R H 2B 3B HR RBI SH SF HBP BB IBB SO SB CS GDP SLG OBP E
 Will make professional debut in 2021

MINOR LEAGUE



MINOR LEAGUE ORGANIZATIONAL PLAYERS

BOOMER BIEGALSKI

RHP

AGE: 26 BORN: July 13, 1994 in Tallahassee, FL

RESIDES: Tallahassee, FL

HT.: 6-2 WT.: 177

BATS & THROWS: Right

ACQUIRED: Signed as minor league free agent, Nov. 23, 2020

HIGH SCHOOL: Chiles HS (Tallahassee, FL)

COLLEGE: Florida State University

FULL NAME: Leon Matthew Biegalski

SIGNED BY: Oakland Athletics

Year	Club	W-L	ERA	G	GS	CG	GF	SHO	SV	IP	H	R	ER	HR	HB	BB	IBB	SO	WP	BK	BAA
2015	— Athletics (AZL)	0-1	3.18	6	4	0	0	0	0	11.1	8	7	4	2	2	2	0	12	2	0	.186
2016	— Beloit	8-8	3.70	28	25	0	2	0	0	153.1	144	72	63	14	3	38	1	115	8	0	.252
2017	— Stockton	3-2	5.12	19	7	0	6	0	2	51.0	52	30	29	12	2	18	1	64	2	0	.265
	— Beloit	0-0	3.38	2	2	0	0	0	0	8.0	7	4	3	1	1	2	0	6	1	0	.241
2018	— Stockton	3-0	2.91	14	0	0	5	0	1	21.2	17	10	7	2	0	5	0	36	2	1	.210
2019	—																				
2020	—																				
DID NOT PLAY																					
DID NOT PLAY - No Minor League Season																					
MINOR TOTALS		14-11	3.89	69	38	0	13	0	3	245.1	228	123	106	31	8	65	2	233	15	1	.248

EDWIN BISAY

C

AGE: 21 BORN: Mar. 8, 2000 in Turmero, VZ

RESIDES: Turmero, VZ

HT.: 6-0 WT.: 175

BATS: Switch THROWS: Right

ACQUIRED: Signed as an international free agent, July 2, 2016

HIGH SCHOOL: —

COLLEGE: —

FULL NAME: Edwin Alexander Bisay Medina

SIGNED BY: Carlos Ramirez & Marlon Urdaneta (Angels)

Year	Club	AVG	G	AB	R	H	2B	3B	HR	RBI	SH	SF	HBP	BB	IBB	SO	SB	CS	GDP	SLG	OBP	E
2017	— Angels (DSL)	.168	33	95	15	16	3	0	0	5	0	0	6	18	1	42	3	1	1	.200	.336	5
2018	—																					
DID NOT PLAY																						
2019	— Angels (AZL)	.205	24	73	8	15	2	1	0	3	0	0	0	8	0	27	2	0	1	.260	.284	7
	— Orem	.250	1	4	0	1	0	0	0	0	0	0	0	0	3	0	0	0	0	.250	.250	0
2020	—																					
DID NOT PLAY - No Minor League Season																						
MINOR TOTALS		.186	58	172	23	32	5	1	0	8	0	0	6	26	1	72	5	1	2	.227	.314	12

ANDREW BLAKE

RHP

AGE: 23 BORN: Mar. 24, 1998 in Winston-Salem, NC

RESIDES: Lewisville, NC

HT.: 6-5 WT.: 225

BATS & THROWS: Right

ACQUIRED: 21st round of 2019 First-Year Player Draft

HIGH SCHOOL: Ronald Reagan HS (Pffattown, NC)

COLLEGE: North Carolina State University

FULL NAME: Andrew Colton Blake

SIGNED BY: Chris McAlpin (Angels)

Year	Club	W-L	ERA	G	GS	CG	GF	SHO	SV	IP	H	R	ER	HR	HB	BB	IBB	SO	WP	BK	BAA
2019	— Orem	1-0	8.72	17	0	0	9	0	1	21.2	24	22	21	3	1	18	0	32	1	0	.289
2020	—																				
DID NOT PLAY - No Minor League Season																					

WERNER BLAKELY

INF

AGE: 19 BORN: Feb. 21, 2002 in Detroit, MI

RESIDES: Detroit, MI

HT.: 6-3 WT.: 185

BATS: Left THROWS: Right

ACQUIRED: Fourth round of 2020 First-Year Player Draft

HIGH SCHOOL: Detroit Edison HS (Detroit, MI)

COLLEGE: —

FULL NAME: Werner Mathew Blakely

SIGNED BY: Drew Dominguez (Angels)

Year	Club	AVG	G	AB	R	H	2B	3B	HR	RBI	SH	SF	HBP	BB	IBB	SO	SB	CS	GDP	SLG	OBP	E
Will make professional debut in 2021																						

JOSE BONILLA

INF

AGE: 18 BORN: Apr. 2, 2002 in Puerto Plata, DR

RESIDES: Puerto Plata, DR

HT.: 6-0 WT.: 185

BATS & THROWS: Right

ACQUIRED: Signed as international free agent, July 2, 2019

HIGH SCHOOL: —

COLLEGE: —

FULL NAME: Jose Rafael Bonilla Acosta

SIGNED BY: Jochy Cabrera & Alfredo Ulloa (Angels)

Year	Club	AVG	G	AB	R	H	2B	3B	HR	RBI	SH	SF	HBP	BB	IBB	SO	SB	CS	GDP	SLG	OBP	E
2019	— Angels (DSL)	.284	20	74	13	21	5	2	0	6	0	2	2	14	0	19	0	0	1	.405	.402	8
2020	—																					
DID NOT PLAY - No Minor League Season																						

DENNY BRADY

RHP

For information, see 2021 Angels Players Section.

YOHAN BRITO

OF

AGE: 19 BORN: Oct., 20, 2001 in San Pedro de Macoris, DR RESIDES: Burlington, WA

HT.: 5-9 WT.: 140

BATS & THROWS: Left

ACQUIRED: Signed as international free agent, Jan. 12, 2019

HIGH SCHOOL: —

COLLEGE: —

FULL NAME: Yohan Brito German

SIGNED BY: Domingo Garcia (Angels)

Year	Club	AVG	G	AB	R	H	2B	3B	HR	RBI	SH	SF	HBP	BB	IBB	SO	SB	CS	GDP	SLG	OBP	E
2019	— Angels (DSL)	.216	51	148	26	32	1	1	0	12	1	2	2	43	0	38	10	9	1	.236	.395	7
2020	—																					
DID NOT PLAY - No Minor League Season																						

MINOR LEAGUE

MINOR LEAGUE ORGANIZATIONAL PLAYERS



SPENCER BROWN

INF

AGE: 21 **BORN:** July 14, 1999 in Beverly, MA
BATS & THROWS: Right
HIGH SCHOOL: Beverly HS (Beverly, MA)
FULL NAME: Spencer Brown

RESIDES: Beverly, MA **HT.:** 5-10 **WT.:** 185
ACQUIRED: 39th round of 2019 First-Year Player Draft
COLLEGE: Nothern Essex Community College (MA)
SIGNED BY: Ryan Leahy (Angels)

Year	Club	AVG	G	AB	R	H	2B	3B	HR	RBI	SH	SF	HBP	BB	IBB	SO	SB	CS	GDP	SLG	OBP	E
2019	—Angels (AZL)	.242	23	66	6	16	3	1	0	6	0	0	1	9	1	22	1	1	1	.318	.342	7
2020	—	DID NOT PLAY - No Minor League Season																				

KELVIN CACERES

RHP

AGE: 21 **BORN:** Jan. 26, 2000 in Santiago, DR
BATS & THROWS: Right
HIGH SCHOOL: —

RESIDES: Santiago, DR **HT.:** 6-1 **WT.:** 180
ACQUIRED: Signed as international free agent, May 15, 2018
COLLEGE: —
SIGNED BY: Jochy Cabrera (Angels)

Year	Club	W-L	ERA	G	GS	CG	GF	SHO	SV	IP	H	R	ER	HR	HB	BB	IBB	SO	WP	BK	BAA	
2018	—Angels (DSL)	2-7	4.98	14	10	0	0	0	0	47.0	39	29	26	5	3	18	0	32	8	2	.215	
2019	—Angels (AZL)	1-0	3.82	10	6	0	1	0	0	35.1	26	22	15	1	2	26	0	34	5	0	.198	
2020	—	DID NOT PLAY - No Minor League Season																				
MINOR TOTALS		3-7	4.48	24	16	0	1	0	0	82.1	65	51	41	6	5	44	0	66	13	2	.208	

DAVID CALABRESE

OF

AGE: 18 **BORN:** Sept. 26, 2002 in Richmond Hill, Canada
BATS & THROWS: Right
HIGH SCHOOL: St. Elizabeth Catholic HS (Thornhill, ON, Canada)
FULL NAME: David Marco Calabrese

RESIDES: Ontario, Canada **HT.:** 5-11 **WT.:** 160
ACQUIRED: Third round of 2020 First-Year Player Draft
COLLEGE: —
SIGNED BY: Chris Cruz (Angels)

Year	Club	AVG	G	AB	R	H	2B	3B	HR	RBI	SH	SF	HBP	BB	IBB	SO	SB	CS	GDP	SLG	OBP	E
2021	—	Will make professional debut in 2021																				

GUSTAVO CAMPERO

C

AGE: 23 **BORN:** Sept. 20, 1997 in Loricca, Colombia
BATS & THROWS: Right
HIGH SCHOOL: —

RESIDES: San Antero, Colombia **HT.:** 5-6 **WT.:** 182
ACQUIRED: From Yankees in AAA Rule 5 Draft, Dec. 10, 2020
COLLEGE: —
SIGNED BY: New York Yankees

Year	Club	AVG	G	AB	R	H	2B	3B	HR	RBI	SH	SF	HBP	BB	IBB	SO	SB	CS	GDP	SLG	OBP	E
2017	—Yankees (DSL)	.375	6	16	5	6	1	2	0	4	0	1	2	1	0	2	2	1	0	.688	.450	0
	Yankees (GCL)	.292	30	96	20	28	7	3	3	16	0	1	1	26	0	21	11	0	3	.521	.444	5
2018	—Yankees (GCL)	.200	2	5	0	1	0	0	0	1	0	0	0	0	0	1	0	0	0	.200	.200	0
2019	—Pulaski	.293	36	116	14	34	6	1	2	12	0	0	2	13	0	16	10	2	1	.414	.374	3
2020	—	DID NOT PLAY - No Minor League Season																				
MINOR TOTALS		.296	74	233	39	69	14	6	5	33	0	2	5	40	0	40	23	3	4	.472	.407	8

MILLERAN CEDANO

LHP

AGE: 18 **BORN:** Mar. 23, 2003 in Guayabal, DR
BATS & THROWS: Left
HIGH SCHOOL: —

RESIDES: Santo Domingo, DR **HT.:** 6-0 **WT.:** 165
ACQUIRED: Signed as international free agent, Nov. 27, 2019
COLLEGE: —

Year	Club	W-L	ERA	G	GS	CG	GF	SHO	SV	IP	H	R	ER	HR	HB	BB	IBB	SO	WP	BK	BAA	
2021	—	Will make professional debut in 2021																				

CHASE CHANEY

RHP

AGE: 21 **BORN:** Dec. 16, 1999 in Lawrenceville, GA
BATS & THROWS: Right
HIGH SCHOOL: Mountain View HS (Lawrenceville, GA)
FULL NAME: Chase Taylor Chaney

RESIDES: Wauchula, FL **HT.:** 6-1 **WT.:** 180
ACQUIRED: 16th round of 2018 First-Year Player Draft
COLLEGE: —
SIGNED BY: Todd Hogan (Angels)

Year	Club	W-L	ERA	G	GS	CG	GF	SHO	SV	IP	H	R	ER	HR	HB	BB	IBB	SO	WP	BK	BAA	
2018	—	DID NOT PLAY																				
2019	—Angels (AZL)	1-5	6.28	11	2	0	1	0	0	38.2	40	40	27	3	10	35	0	27	21	0	.270	
2020	—	DID NOT PLAY - No Minor League Season																				



MINOR LEAGUE ORGANIZATIONAL PLAYERS

SANDI CHARLE

RHP

AGE: 18 BORN: Sept. 5, 2002 in El Seibo, DR

RESIDES: El Seibo, DR

HT.: 6-5 WT.: 180

BATS & THROWS: Right

ACQUIRED: Signed as international free agent, July 2, 2019

HIGH SCHOOL: —

COLLEGE: —

FULL NAME: Sandi Charle

SIGNED BY: Domingo Garcia (Angels)

Year	Club	W-L	ERA	G	GS	CG	GF	SHO	SV	IP	H	R	ER	HR	HB	BB	IBB	SO	WP	BK	BAA
------	------	-----	-----	---	----	----	----	-----	----	----	---	---	----	----	----	----	-----	----	----	----	-----

Will make professional debut in 2021

JESSE CHAVEZ

RHP

For information, see 2021 Angels Players Section.

JORGE CHIRINOS

C

AGE: 17 BORN: May 11, 2003 in Maracay, VZ

RESIDES: Maracay, VZ

HT.: 6-0 WT.: 170

BATS & THROWS: Right

ACQUIRED: Signed as international free agent, Aug. 24, 2019

HIGH SCHOOL: —

COLLEGE: —

FULL NAME: Jorge Gabriel Chirinos Iriarte

SIGNED BY: Joel Chicarelli (Angels)

Year	Club	AVG	G	AB	R	H	2B	3B	HR	RBI	SH	SF	HBP	BB	IBB	SO	SB	CS	GDP	SLG	OBP	E
------	------	-----	---	----	---	---	----	----	----	-----	----	----	-----	----	-----	----	----	----	-----	-----	-----	---

Will make professional debut in 2021

RYAN CLARK

RHP

AGE: 27 BORN: Dec. 9, 1993 in Johnson City, NY

RESIDES: Johnson City, NY

HT.: 6-5 WT.: 220

BATS & THROWS: Right

ACQUIRED: Signed as minor league free agent, Mar. 30, 2017

HIGH SCHOOL: Johnson City Senior HS (Johnson City, NY)

COLLEGE: University of North Carolina at Greensboro

FULL NAME: Ryan Anthony Clark

SIGNED BY: Rick Sellers (Braves)

Year	Club	W-L	ERA	G	GS	CG	GF	SHO	SV	IP	H	R	ER	HR	HB	BB	IBB	SO	WP	BK	BAA
2015	—Danville	6-1	3.08	13	7	0	0	0	0	52.2	43	23	18	2	0	10	1	40	2	0	.221
2016	—Carolina	2-13	5.75	26	25	1	0	0	0	134.2	151	94	86	16	13	46	1	95	16	0	.282
2017	—Angels (AZL)	1-1	4.38	4	1	0	0	0	0	12.1	15	7	6	0	2	4	0	11	1	0	.294
	Inland Empire	1-4	8.27	10	9	0	1	0	0	37.0	58	41	34	12	3	16	1	29	3	1	.356
2018	—Inland Empire	2-0	0.00	5	0	0	1	0	0	7.0	5	1	0	0	1	1	0	10	0	0	.185
	Mobile	2-3	2.19	18	0	0	13	0	5	24.2	17	7	6	0	1	12	0	33	1	0	.198
	Salt Lake	1-2	8.82	26	0	0	9	0	5	33.2	45	35	33	9	2	19	0	33	3	0	.324
2019	—Mobile	2-0	2.96	30	0	0	15	0	6	45.2	39	19	15	5	2	12	0	64	4	0	.332
	Salt Lake	0-0	9.64	3	0	0	0	0	0	4.2	7	6	5	1	0	3	0	3	0	0	.318

2020—

DID NOT PLAY - No Minor League Season

MINOR TOTALS	17-24	5.19	135	42	1	39	0	16	352.1	380	233	203	45	24	123	3	318	30	1	.274
--------------	-------	------	-----	----	---	----	---	----	-------	-----	-----	-----	----	----	-----	---	-----	----	---	------

DANIEL CORDERO

RHP

AGE: 17 BORN: Apr. 23, 2003 in Caracas, Venezuela

RESIDES: Caracas, Venezuela

HT.: 6-2 WT.: 170

BATS & THROWS: Right

ACQUIRED: Signed as international free agent, Mar. 11, 2020

HIGH SCHOOL: —

COLLEGE: —

FULL NAME: Daniel Enrique Cordero

SIGNED BY: Rusbell Cabrera & Frank Tejada (Angels)

Year	Club	W-L	ERA	G	GS	CG	GF	SHO	SV	IP	H	R	ER	HR	HB	BB	IBB	SO	WP	BK	BAA
------	------	-----	-----	---	----	----	----	-----	----	----	---	---	----	----	----	----	-----	----	----	----	-----

Will make professional debut in 2021

COOPER CRISWELL

RHP

AGE: 24 BORN: July 24, 1996 in Carrollton, GA

RESIDES: Carrollton, GA

HT.: 6-6 WT.: 200

BATS & THROWS: Right

ACQUIRED: 13th round of 2018 First-Year Player Draft

HIGH SCHOOL: Carrollton HS (Carrollton, GA)

COLLEGE: University of North Carolina at Chapel Hill

FULL NAME: Cooper Timothy Criswell

SIGNED BY: Chris McAlpin (Angels)

Year	Club	W-L	ERA	G	GS	CG	GF	SHO	SV	IP	H	R	ER	HR	HB	BB	IBB	SO	WP	BK	BAA
------	------	-----	-----	---	----	----	----	-----	----	----	---	---	----	----	----	----	-----	----	----	----	-----

DID NOT PLAY

2018—																					
2019	—Inland Empire	4-8	4.60	25	21	0	0	0	0	117.1	133	69	60	10	10	35	0	111	12	0	.289

2020—

DID NOT PLAY - No Minor League Season

COLEMAN CROW

RHP

AGE: 20 BORN: Dec. 30, 2000 in Concord, GA

RESIDES: Concord, GA

HT.: 6-0 WT.: 175

BATS & THROWS: Right

ACQUIRED: 28th round of 2019 First-Year Player Draft

HIGH SCHOOL: Pike County HS (Zebulon, GA)

COLLEGE: —

FULL NAME: Coleman McCade Crow

SIGNED BY: Todd Hogan (Angels)

Year	Club	W-L	ERA	G	GS	CG	GF	SHO	SV	IP	H	R	ER	HR	HB	BB	IBB	SO	WP	BK	BAA
------	------	-----	-----	---	----	----	----	-----	----	----	---	---	----	----	----	----	-----	----	----	----	-----

DID NOT PLAY

2019—																					
2020—																					

DID NOT PLAY - No Minor League Season

MINOR LEAGUE



MINOR LEAGUE ORGANIZATIONAL PLAYERS



MICHAEL CRUZ

C

AGE: 25 **BORN:** Jan. 13, 1996 in Aguadilla, PR
BATS & THROWS: Right
HIGH SCHOOL: Puerto Rico Baseball Academy (Gurabo, PR)
FULL NAME: Michael Cruz

RESIDES: Aguadilla, PR **HT.:** 5-11 **WT.:** 210
ACQUIRED: Signed as minor league free agent, Apr. 4, 2019
COLLEGE: Bethune-Cookman College (FL)
SIGNED BY: N/A

Year	Club	AVG	G	AB	R	H	2B	3B	HR	RBI	SH	SF	HBP	BB	IBB	SO	SB	CS	GDP	SLG	OBP	E
2016	—Cubs (AZL)	.238	40	130	19	31	6	0	2	15	1	3	9	20	0	23	1	0	4	.331	.370	9
2017	—South Bend	.186	25	70	7	13	4	0	1	8	0	1	2	11	0	13	0	0	2	.286	.310	4
	Eugene	.282	35	124	20	35	9	1	8	28	0	1	6	14	1	18	0	0	2	.565	.379	5
2018	—South Bend	.246	75	276	34	68	24	0	11	45	0	3	4	25	1	33	1	0	14	.453	.315	5
	Myrtle Beach	.128	12	39	3	5	1	0	1	3	0	1	1	1	0	9	0	0	0	.231	.167	2
2019	—Inland Empire	.296	23	81	8	24	6	0	3	14	0	2	1	6	0	18	0	1	1	.481	.344	1
	Angels (AZL)	.125	3	8	1	1	0	0	0	1	0	0	0	2	0	3	0	0	0	.125	.300	1
2020	—																					
MINOR TOTALS		.243	213	728	92	177	50	1	26	114	1	11	23	79	2	117	2	1	23	.422	.332	27

DAVIS DANIEL

RHP

For information, see 2021 Angels Players Section.

JACK DASHWOOD

LHP

AGE: 23 **BORN:** Nov. 17, 1997 in San Diego, CA
BATS & THROWS: Left
HIGH SCHOOL: St. Augustine HS (San Diego, CA)
FULL NAME: Jack Corey Dashwood

RESIDES: Carlsbad, CA **HT.:** 6-6 **WT.:** 240
ACQUIRED: 12th round of 2019 First-Year Player Draft
COLLEGE: UC Santa Barbara (CA)
SIGNED BY: Ben Diggins (Angels)

Year	Club	AVG	G	AB	R	H	2B	3B	HR	RBI	SH	SF	HBP	BB	IBB	SO	SB	CS	GDP	SLG	OBP	E
2019	—																					
2020	—																					

BRENDON DAVIS

INF

AGE: 23 **BORN:** July 28, 1997 in Lakewood, CA
BATS & THROWS: Right
HIGH SCHOOL: Lakewood HS (Lakewood, CA)
FULL NAME: Brendon Davis

RESIDES: Peoria, AZ **HT.:** 6-4 **WT.:** 185
ACQUIRED: From Texas in AAA Rule 5 Draft, Dec. 10, 2020
COLLEGE: —
SIGNED BY: Bobby Darwin (Dodgers)

Year	Club	AVG	G	AB	R	H	2B	3B	HR	RBI	SH	SF	HBP	BB	IBB	SO	SB	CS	GDP	SLG	OBP	E
2015	—Dodgers (AZL)	.278	23	90	14	25	2	1	0	14	0	0	0	4	0	26	2	0	2	.322	.309	3
	Ogden	.167	7	24	5	4	1	0	1	3	0	1	0	2	0	8	0	0	2	.333	.222	1
2016	—Great Lakes	.241	109	398	51	96	18	2	5	49	2	4	3	29	0	118	8	3	10	.334	.629	21
2017	—Great Lakes	.245	86	310	39	76	19	3	8	35	0	2	8	47	1	107	3	7	9	.403	.357	18
	Rancho Cucu.	.200	8	30	2	6	3	0	1	8	0	0	0	3	0	13	0	0	1	.400	.273	0
	Hickory	.182	25	77	8	14	1	0	2	6	0	0	1	12	0	28	0	0	2	.273	.300	7
2018	—Down East	.254	117	406	49	103	23	2	6	40	2	4	5	46	0	105	6	2	9	.365	.334	22
2019	—Frisco	.202	109	346	38	70	13	1	3	35	0	5	7	42	0	113	0	3	7	.272	.298	13
2020	—																					
MINOR TOTALS		.234	484	1681	206	394	80	9	26	190	4	16	24	185	1	518	19	15	42	.339	.316	85

JULIO DE LA CRUZ

INF

AGE: 20 **BORN:** Aug. 3, 2000 in San Pedro de Macoris, DR
BATS & THROWS: Right
HIGH SCHOOL: —

RESIDES: La Ramona, DR **HT.:** 5-11 **WT.:** 182
ACQUIRED: Signed as an international free agent, Aug. 5, 2016
COLLEGE: —

Year	Club	AVG	G	AB	R	H	2B	3B	HR	RBI	SH	SF	HBP	BB	IBB	SO	SB	CS	GDP	SLG	OBP	E
2017	—Angels (DSL)	.249	57	181	31	45	7	7	2	28	1	1	4	34	0	61	11	8	3	.398	.377	8
2018	—Angels (DSL)	.194	50	180	22	35	10	0	5	29	0	0	2	24	0	65	4	3	2	.333	.296	25
	Angels (AZL)	.189	14	53	4	10	4	1	1	6	0	1	1	3	0	20	0	2	0	.358	.241	3
2019	—Angels (AZL)	.239	47	180	21	43	9	1	1	19	0	4	2	18	0	62	1	3	1	.317	.312	19
2020	—																					
MINOR TOTALS		.224	168	594	78	133	30	9	9	82	1	6	9	79	0	208	16	16	6	.350	.322	55





MINOR LEAGUE ORGANIZATIONAL PLAYERS

FRANCISCO DEL VALLE

OF

AGE: 22 BORN: Aug. 18, 1998 in Ponce, PR

RESIDES: Ponce, PR

HT.: 6-1 WT.: 185

BATS & THROWS: Left

ACQUIRED: 14th round of 2016 First-Year Player Draft

HIGH SCHOOL: Puerto Rico Baseball Academy (PR)

COLLEGE: —

FULL NAME: Francisco Alejandro Del Valle Torres

SIGNED BY: Omar Rodriguez (Angels)

Year	Club	AVG	G	AB	R	H	2B	3B	HR	RBI	SH	SF	HBP	BB	IBB	SO	SB	CS	GDP	SLG	OBP	E	
2016	—Angels (AZL)	.250	9	32	4	8	2	0	0	3	1	0	1	1	0	6	0	0	0	.313	.294	1	
2017	—Angels (AZL)	.206	31	102	12	21	2	1	2	15	0	2	0	10	0	20	2	0	0	.304	.272	1	
2018	—Orem	.250	65	240	27	60	11	3	5	33	0	2	5	33	0	77	5	1	5	.383	.350	4	
2019	—Burlington	.204	120	401	47	82	27	4	8	48	1	2	13	63	0	113	3	3	4	.352	.330	3	
2020	—	DID NOT PLAY - No Minor League Season																					
MINOR TOTALS		.221	224	775	90	171	42	8	15	99	2	6	19	107	0	216	10	4	9	.354	.327	9	

REID DETMERS

LHP

For information, see 2021 Angels Players Section.

TRENT DEVEAUX

OF

AGE: 20 BORN: May 4, 2000 in New Providence, Bahamas

RESIDES: New Providence, Bahamas HT.: 6-2 WT.: 175

BATS & THROWS: Right

ACQUIRED: Signed as international free agent, July 2, 2017

HIGH SCHOOL: —

COLLEGE: —

FULL NAME: Trent Louron Deveaux

SIGNED BY: Domingo Garcia & Alfredo Ulloa (Angels)

Year	Club	AVG	G	AB	R	H	2B	3B	HR	RBI	SH	SF	HBP	BB	IBB	SO	SB	CS	GDP	SLG	OBP	E	
2018	—Angels (AZL)	.199	44	166	20	33	5	0	1	11	0	1	3	24	0	68	7	4	1	.247	.309	4	
2019	—Angels (AZL)	.247	52	215	38	53	15	4	6	23	0	1	4	24	0	76	14	6	1	.437	.332	4	
	Orem	.172	8	29	4	5	1	0	1	2	0	0	0	2	0	15	1	0	0	.310	.226	0	
2020	—	DID NOT PLAY - No Minor League Season																					
MINOR TOTALS		.222	104	410	62	91	21	4	8	36	0	2	7	50	0	159	22	10	2	.351	.316	8	

DANIFER DIAZ

RHP

AGE: 19 BORN: July 26, 2001 in Las Matas de Farfan, DR

RESIDES: Las Matas de Farfan, DR HT.: 6-0 WT.: 165

BATS & THROWS: Right

ACQUIRED: Signed as international free agent, Oct. 10, 2018

HIGH SCHOOL: —

COLLEGE: —

FULL NAME: Danifer Diaz Rivera

SIGNED BY: Domingo Garcia & Russel Cabrera (Angels)

Year	Club	W-L	ERA	G	GS	CG	GF	SHO	SV	IP	H	R	ER	HR	HB	BB	IBB	SO	WP	BK	BAA		
2019	—Angels (DSL)	2-1	3.33	14	5	0	0	3	0	46.0	37	27	17	1	2	28	0	48	13	0	.218		
2020	—	DID NOT PLAY - No Minor League Season																					

JHONATHAN DIAZ

LHP

AGE: 24 BORN: Sept. 13, 1996 in Valencia, Venezuela

RESIDES: Valencia, Venezuela HT.: 6-0 WT.: 170

BATS & THROWS: Left

ACQUIRED: Signed as minor league free agent, Nov. 17, 2020

HIGH SCHOOL: —

COLLEGE: —

FULL NAME: Jhonathan Alexander Diaz

SIGNED BY: Eddie Romero & Angel Escobar (Red Sox)

Year	Club	W-L	ERA	G	GS	CG	GF	SHO	SV	IP	H	R	ER	HR	HB	BB	IBB	SO	WP	BK	BAA		
2014	—Red Sox (DSL)	6-2	1.63	14	14	0	0	0	0	66.1	46	15	12	1	3	16	0	54	8	0	.197		
2015	—	DID NOT PLAY																					
2016	—Red Sox (GCL)	4-4	2.85	13	12	0	0	0	0	60.0	52	28	19	2	4	18	0	57	5	0	.235		
2017	—Greenville	6-6	4.57	18	18	0	0	0	0	88.2	101	57	45	4	8	28	0	80	4	0	.289		
2018	—Greenville	11-8	3.00	26	26	1	0	0	0	153.0	123	60	51	6	16	39	0	147	12	0	.223		
	Salem	0-1	6.23	1	1	0	0	0	0	4.1	7	3	3	1	1	2	0	4	0	0	.368		
2019	—Salem	9-8	3.86	27	27	0	0	0	0	128.1	121	63	55	6	19	54	0	118	10	0	.249		
2020	—	DID NOT PLAY - No Minor League Season																					
MINOR TOTALS		36-29	3.33	99	98	1	0	0	0	500.2	450	226	185	20	51	157	0	460	39	0	.242		

PEDRO DIAZ

OF

AGE: 22 BORN: Jan. 9, 1999 in Santo Domingo, DR

RESIDES: Santo Domingo, DR

HT.: 6-3 WT.: 210

BATS & THROWS: Right

ACQUIRED: From Tampa Bay in AAA Rule 5 Draft, Dec. 12, 2019

HIGH SCHOOL: —

COLLEGE: —

FULL NAME: Pedro Antonio Diaz

SIGNED BY: Daniel Santana (Rays)

Year	Club	AVG	G	AB	R	H	2B	3B	HR	RBI	SH	SF	HBP	BB	IBB	SO	SB	CS	GDP	SLG	OBP	E	
2016	—Rays 1 (DSL)	.349	18	63	7	22	4	0	2	12	0	2	3	7	0	19	1	3	0	.508	.427	0	
2017	—Rays (GCL)	.177	48	158	18	28	5	0	5	14	1	0	10	7	0	50	8	4	4	.304	.257	3	
2018	—Princeton	.252	45	151	21	38	9	2	5	18	0	3	3	11	0	54	5	5	3	.437	.310	2	
2019	—Hudson Valley	.220	34	118	17	26	6	1	1	17	0	0	6	3	0	40	4	0	4	.314	.276	1	
2020	—	DID NOT PLAY - No Minor League Season																					
MINOR TOTALS		.233	145	490	63	114	24	3	13	61	1	5	22	28	0	163	18	12	11	.373	.301	6	

MINOR LEAGUE ORGANIZATIONAL PLAYERS



WRAYAN DIAZ

LHP

AGE: 18 BORN: Sept. 2, 2002 in Ocumare del Tuy, VZ
 BATS & THROWS: Left
 HIGH SCHOOL: —

RESIDES: Nueva Esparta, VZ HT.: 6-2 WT.: 150
 ACQUIRED: Signed as international free agent, July 2, 2019
 COLLEGE: —

FULL NAME: Wrayan Amisada Diaz Acosta

SIGNED BY: Ender Gonzalez, Andres Garcia & Joel Chicarelli (Angels)

Year	Club	W-L	ERA	G	GS	CG	GF	SHO	SV	IP	H	R	ER	HR	HB	BB	IBB	SO	WP	BK	BAA
------	------	-----	-----	---	----	----	----	-----	----	----	---	---	----	----	----	----	-----	----	----	----	-----

Will make professional debut in 2021

RAY-PATRICK DIDDER

OF

AGE: 26 BORN: Oct. 1, 1994 in Oranjestad, Aruba
 BATS & THROWS: Right
 HIGH SCHOOL: —

RESIDES: Cura Cabai, Aruba HT.: 6-0 WT.: 170
 ACQUIRED: Signed as minor league free agent, Nov. 17, 2020
 COLLEGE: —

FULL NAME: Ray-Patrick Elijah Khalil Didder

SIGNED BY: Atlanta Braves

Year	Club	AVG	G	AB	R	H	2B	3B	HR	RBI	SH	SF	HBP	BB	IBB	SO	SB	CS	GDP	SLG	OBP	E
2013	—Braves (DSL)	.259	48	135	34	35	2	1	0	12	6	1	7	31	0	34	8	3	0	.289	.420	15
2014	—Braves (GCL)	.274	45	157	22	43	6	5	0	16	6	1	5	15	0	33	4	4	2	.376	.354	13
2015	—Danville	.247	61	223	31	55	6	7	0	16	2	0	14	20	0	54	10	7	1	.332	.346	6
2016	—Rome	.274	132	478	95	131	15	9	6	35	2	2	39	50	0	100	37	12	3	.381	.387	14
2017	—Florida	.230	118	418	51	96	17	5	5	44	8	4	21	44	1	123	25	13	3	.330	.331	14
2018	—Florida	.209	76	244	37	51	3	5	3	22	3	2	8	28	1	77	18	3	1	.299	.309	17
2019	—Mississippi	.275	46	131	17	36	6	2	1	17	1	1	5	16	1	37	9	2	1	.374	.373	11
2019	—Mississippi	.203	114	340	45	69	14	1	4	23	0	1	15	51	1	120	28	8	3	.285	.332	16
2020	—																					
<i>DID NOT PLAY - No Minor League Season</i>																						
MINOR TOTALS		.243	640	2126	332	516	68	35	19	185	28	12	114	255	4	575	139	52	14	.334	.353	104

DAKOTA DONOVAN

RHP

AGE: 23 BORN: July 25, 1997 in St. George, UT
 BATS & THROWS: Right
 HIGH SCHOOL: Pineview HS (St. George, UT)

RESIDES: Eugene, OR HT.: 6-6 WT.: 230
 ACQUIRED: 16th round of 2019 First-Year Player Draft
 COLLEGE: Central Arizona College, Oregon State University

FULL NAME: Dakota Jerico Donovan Engelma

SIGNED BY: Chad Hermansen (Angels)

Year	Club	W-L	ERA	G	GS	CG	GF	SHO	SV	IP	H	R	ER	HR	HB	BB	IBB	SO	WP	BK	BAA
------	------	-----	-----	---	----	----	----	-----	----	----	---	---	----	----	----	----	-----	----	----	----	-----

DID NOT PLAY

DID NOT PLAY - No Minor League Season

ANGEL DUARTE

RHP

AGE: 19 BORN: Jan. 28, 2002 in San Francisco de Macoris, DR
 BATS & THROWS: Right
 HIGH SCHOOL: —

RESIDES: San Francisco de Macoris, DR HT.: 5-11 WT.: 185
 ACQUIRED: Signed as international free agent, July 22, 2019
 COLLEGE: —

FULL NAME: Angel Arismendy Duarte Alvarez

SIGNED BY: Domingo Garcia & Jochy Cabrera (Angels)

Year	Club	W-L	ERA	G	GS	CG	GF	SHO	SV	IP	H	R	ER	HR	HB	BB	IBB	SO	WP	BK	BAA
------	------	-----	-----	---	----	----	----	-----	----	----	---	---	----	----	----	----	-----	----	----	----	-----

2019	—Angels (DSL)	3-0	1.65	6	0	0	3	0	0	16.1	9	3	2	0	0	7	0	16	7	0	.167
------	---------------	-----	------	---	---	---	---	---	---	------	---	---	---	---	---	---	---	----	---	---	------

DID NOT PLAY - No Minor League Season

COLE DUENSING

RHP

AGE: 22 BORN: June 16, 1998 in Overland Park, KS
 BATS: Left THROWS: Right
 HIGH SCHOOL: Blue Valley Northwest HS (Overland Park, KS)

RESIDES: Overland Park, KS HT.: 6-4 WT.: 175
 ACQUIRED: Sixth round of 2016 First-Year Player Draft
 COLLEGE: —

FULL NAME: Cole Daniel Duensing

SIGNED BY: Drew Chadd (Angels)

Year	Club	W-L	ERA	G	GS	CG	GF	SHO	SV	IP	H	R	ER	HR	HB	BB	IBB	SO	WP	BK	BAA
------	------	-----	-----	---	----	----	----	-----	----	----	---	---	----	----	----	----	-----	----	----	----	-----

2016	—Angels (AZL)	2-0	1.38	8	4	0	0	0	0	13.0	13	3	2	0	1	5	0	11	1	0	.250
------	---------------	-----	------	---	---	---	---	---	---	------	----	---	---	---	---	---	---	----	---	---	------

2017	—Angels (AZL)	0-1	3.12	4	1	0	0	0	0	8.2	8	3	3	1	1	8	0	3	1	0	.242
------	---------------	-----	------	---	---	---	---	---	---	-----	---	---	---	---	---	---	---	---	---	---	------

	Orem	3-5	10.74	9	9	0	0	0	0	32.2	42	39	39	9	7	17	1	22	5	0	.323
--	------	-----	-------	---	---	---	---	---	---	------	----	----	----	---	---	----	---	----	---	---	------

2018	—Orem	0-10	10.32	15	13	0	1	0	0	52.1	86	64	60	11	4	33	0	39	18	1	.381
------	-------	------	-------	----	----	---	---	---	---	------	----	----	----	----	---	----	---	----	----	---	------

2019	—Burlington	6-7	5.06	25	20	0	1	0	1	96.0	87	62	54	8	8	65	0	90	11	0	.247
------	-------------	-----	------	----	----	---	---	---	---	------	----	----	----	---	---	----	---	----	----	---	------

	Angels (AZL)	0-0	108.00	1	1	0	0	0	0	0.1	0	4	4	0	0	4	0	0	1	0	.000
--	--------------	-----	--------	---	---	---	---	---	---	-----	---	---	---	---	---	---	---	---	---	---	------

DID NOT PLAY - No Minor League Season

MINOR TOTALS		11-23	7.76	62	48	0	2	0	1	203.0	236	175	162	29	21	132	1	165	37	1	.297
--------------	--	-------	------	----	----	---	---	---	---	-------	-----	-----	-----	----	----	-----	---	-----	----	---	------

ALEJANDRO DURAN

RHP

AGE: 18 BORN: Apr. 10, 2002 in Barquisimeto, VZ
 BATS & THROWS: Right
 HIGH SCHOOL: —

RESIDES: Barquisimeto, VZ HT.: 5-11 WT.: 150
 ACQUIRED: Signed as international free agent, Jan. 4, 2019
 COLLEGE: —

FULL NAME: Alejandro Antonio Duran Rodriguez

SIGNED BY: Marlon Urdaneta & Andres Garcia (Angels)

Year	Club	W-L	ERA	G	GS	CG	GF	SHO	SV	IP	H	R	ER	HR	HB	BB	IBB	SO	WP	BK	BAA
------	------	-----	-----	---	----	----	----	-----	----	----	---	---	----	----	----	----	-----	----	----	----	-----

2019	—Angels (DSL)	0-0	1.93	7	5	0	0	0	0	28.0	21	7	6	0	3	5	0	34	6	1	.206
------	---------------	-----	------	---	---	---	---	---	---	------	----	---	---	---	---	---	---	----	---	---	------

DID NOT PLAY - No Minor League Season





MINOR LEAGUE ORGANIZATIONAL PLAYERS

EMMANUEL DURAN

RHP

AGE: 20 BORN: Oct. 9, 2000 in Zulia, VZ

RESIDES: Zulia, VZ HT: 6-1 WT: 180

BATS & THROWS: Right

ACQUIRED: Signed as international free agent, July 6, 2017

HIGH SCHOOL: —

COLLEGE: —

FULL NAME: Emmanuel Alejandro Duran

SIGNED BY: Andres Garcia & Marlon Urdaneta (Angels)

Year	Club	W-L	ERA	G	GS	CG	GF	SHO	SV	IP	H	R	ER	HR	HB	BB	IBB	SO	WP	BK	BAA
2018—Angels (DSL)		0-5	6.57	14	9	0	0	0	0	38.1	25	37	28	3	8	33	0	42	21	0	.184
2019—Angels (AZL)		1-2	6.81	12	2	0	1	0	0	37.0	34	33	28	1	3	43	0	40	16	0	.256
2020—										DID NOT PLAY - No Minor League Season											
MINOR TOTALS		1-7	6.69	26	11	0	1	0	0	75.1	59	70	56	4	11	76	0	82	37	0	.219

ERINSON ESCOBOZA

RHP

AGE: 19 BORN: Sept. 22, 2001 in Santiago, DR

RESIDES: Santiago, DR HT: 6-2 WT: 150

BATS & THROWS: Right

ACQUIRED: Signed as international free agent, July 26, 2019

HIGH SCHOOL: —

COLLEGE: —

FULL NAME: Erinson Escoboza Rodriguez

SIGNED BY: Jochy Cabrera (Angels)

Year	Club	W-L	ERA	G	GS	CG	GF	SHO	SV	IP	H	R	ER	HR	HB	BB	IBB	SO	WP	BK	BAA
Will make professional debut in 2021																					

ISAIAS FALCON

INF

AGE: 20 BORN: Oct. 26, 2000 in San Cristobal, DR

RESIDES: Bani, DR HT: 5-10 WT: 165

BATS & THROWS: Right

ACQUIRED: Signed as international free agent, Nov. 7, 2019

HIGH SCHOOL: —

COLLEGE: —

FULL NAME: Isaias Falcon

SIGNED BY: Frank Tejada & Domingo Garcia (Angels)

Year	Club	AVG	G	AB	R	H	2B	3B	HR	RBI	SH	SF	HBP	BB	IBB	SO	SB	CS	GDP	SLG	OBP	E
Will make professional debut in 2021																						

WILLI FAÑA

OF

AGE: 18 BORN: Aug. 20, 2002 in La Vega, DR

RESIDES: La Vega, DR HT: 6-0 WT: 170

BATS & THROWS: Left

ACQUIRED: Signed as international free agent, Aug. 20, 2018

HIGH SCHOOL: —

COLLEGE: —

FULL NAME: Willi Junior Faña Rojas

SIGNED BY: Jochy Cabrera (Angels)

Year	Club	AVG	G	AB	R	H	2B	3B	HR	RBI	SH	SF	HBP	BB	IBB	SO	SB	CS	GDP	SLG	OBP	E
2019—Angels (DSL)		.206	50	180	18	37	6	2	2	22	0	3	0	13	0	50	3	1	7	.294	.255	4
2020—										DID NOT PLAY - No Minor League Season												

JAKE FARIA

RHP

For information, see 2021 Angels Players Section.

DARLIN FRANCIA

RHP

AGE: 17 BORN: Nov. 29, 2003 in Higüey, DR

RESIDES: Higüey, DR HT: 6-5 WT: 200

BATS & THROWS: Right

ACQUIRED: Signed as international free agent, Jan. 15, 2021

HIGH SCHOOL: —

COLLEGE: —

FULL NAME: Darlin Manuel Francia Sanchez

SIGNED BY: Jochy Cabrera & Aneudi Mercado (Angels)

Year	Club	W-L	ERA	G	GS	CG	GF	SHO	SV	IP	H	R	ER	HR	HB	BB	IBB	SO	WP	BK	BAA
Will make professional debut in 2021																					

SADRAC FRANCO

RHP

AGE: 20 BORN: June 4, 2000 in David, Panama

RESIDES: Chiriqui, Panama HT: 6-0 WT: 155

BATS & THROWS: Right

ACQUIRED: Signed as international free agent, July 2, 2017

HIGH SCHOOL: —

COLLEGE: —

FULL NAME: Sandrac Daniel Franco Caballero

SIGNED BY: Raul Gonzalez (Angels)

Year	Club	W-L	ERA	G	GS	CG	GF	SHO	SV	IP	H	R	ER	HR	HB	BB	IBB	SO	WP	BK	BAA
2017—Angels (DSL)		1-3	3.45	7	1	0	1	0	0	15.2	15	8	6	0	0	3	0	14	0	0	.246
2018—Angels (AZL)		1-1	4.94	12	3	0	1	0	1	31.0	30	20	17	1	0	19	0	32	10	1	.250
	Orem	1-1	14.54	2	0	0	0	0	0	4.1	7	7	7	0	3	2	0	4	4	0	.389
2019—Orem		0-2	5.04	8	8	0	0	0	0	25.0	28	22	14	5	1	13	0	25	7	0	.272
2020—										DID NOT PLAY - No Minor League Season											
MINOR TOTALS		3-7	5.21	29	12	0	2	0	1	76.0	80	57	44	6	4	37	0	75	21	1	.265



MINOR LEAGUE ORGANIZATIONAL PLAYERS



NICK FRANK

RHP

AGE: 24 **BORN:** Feb. 12, 1997 in Carmichael, CA
BATS & THROWS: Right
HIGH SCHOOL: Granite Bay HS (Granite Bay, CA)
FULL NAME: Nick Wesley Frank

RESIDES: Wauchula, FL **HT.:** 6-2 **WT.:** 205
ACQUIRED: 15th round of 2018 First-Year Player Draft
COLLEGE: St. Mary's College (CA)
SIGNED BY: Brian Tripp (Angels)

Year	Club	W-L	ERA	G	GS	CG	GF	SHO	SV	IP	H	R	ER	HR	HB	BB	IBB	SO	WP	BK	BAA
2018—										DID NOT PLAY											
2019—										DID NOT PLAY											
2020—										DID NOT PLAY - No Minor League Season											

SAM FULLER

RHP

AGE: 22 **BORN:** Oct. 20, 1998 in Atlanta, GA
BATS & THROWS: Right
HIGH SCHOOL: Whitefield Academy (Mableton, GA)
FULL NAME: Sam Adrian Fuller

RESIDES: Smyrna, GA **HT.:** 6-0 **WT.:** 195
ACQUIRED: 14th round of 2017 First-Year Player Draft
COLLEGE: —
SIGNED BY: Todd Hogan (Angels)

Year	Club	W-L	ERA	G	GS	CG	GF	SHO	SV	IP	H	R	ER	HR	HB	BB	IBB	SO	WP	BK	BAA
2017—	Angels (AZL)	0-0	0.00	2	0	0	0	0	0	2	2	2	0	0	0	0	0	0	0	0	.250
2018—										INJURED - DID NOT PLAY											
2019—										DID NOT PLAY											
2020—										DID NOT PLAY - No Minor League Season											

LEONARD GARCIA

LHP

AGE: 17 **BORN:** Aug. 11, 2003 in Barcelona, VZ
BATS & THROWS: Left
HIGH SCHOOL: —
FULL NAME: Leonard Jesus Garcia Tayupo

RESIDES: Anzoategui, VZ **HT.:** 6-2 **WT.:** 165
ACQUIRED: Signed as international free agent, Aug. 11, 2019
COLLEGE: —
SIGNED BY: N/A

Year	Club	W-L	ERA	G	GS	CG	GF	SHO	SV	IP	H	R	ER	HR	HB	BB	IBB	SO	WP	BK	BAA
Will make professional debut in 2021																					

STARLIN GILL

INF

AGE: 21 **BORN:** Mar. 16, 2000 in San Rafael del Yuma, DR
BATS & THROWS: Right
HIGH SCHOOL: —
FULL NAME: Starlin Abraham Gill Brito

RESIDES: Higüey, DR **HT.:** 5-10 **WT.:** 150
ACQUIRED: Signed as international free agent, Aug. 25, 2017
COLLEGE: —
SIGNED BY: Domingo Garcia (Angels)

Year	Club	AVG	G	AB	R	H	2B	3B	HR	RBI	SH	SF	HBP	BB	IBB	SO	SB	CS	GDP	SLG	OBP	E
2018—										INJURED — DID NOT PLAY												
2019—	Angels (DSL)	.303	44	145	29	44	6	1	0	21	1	0	5	18	0	19	15	6	2	.359	.399	17
2020—										DID NOT PLAY - No Minor League Season												

JULIO GOFF

RHP

AGE: 21 **BORN:** Jan. 11, 2000 in David, Panama
BATS & THROWS: Right
HIGH SCHOOL: —
FULL NAME: Julio Goff Ibarra

RESIDES: David, Panama **HT.:** 5-10 **WT.:** 200
ACQUIRED: Signed as international free agent, Oct. 29, 2018
COLLEGE: —
SIGNED BY: Raul Gonzalez (Angels)

Year	Club	W-L	ERA	G	GS	CG	GF	SHO	SV	IP	H	R	ER	HR	HB	BB	IBB	SO	WP	BK	BAA
2019—	Angels (DSL)	1-2	9.24	4	2	0	0	0	0	12.2	21	13	13	3	1	4	0	13	0	0	.382
	Angels (AZL)	1-2	3.73	9	3	0	1	0	0	31.1	30	16	13	1	0	15	0	34	4	0	.248
2020—										DID NOT PLAY - No Minor League Season											
MINOR TOTALS		2-4	5.32	13	5	0	1	0	0	44.0	51	29	26	4	1	19	0	47	4	0	.290

OLIVIER GOMEZ

RHP

AGE: 19 **BORN:** Dec. 4, 2001 in Esperanza, DR
BATS & THROWS: Right
HIGH SCHOOL: —
FULL NAME: Olivier Gomez Gutierrez

RESIDES: Columbia, MD **HT.:** 6-1 **WT.:** 145
ACQUIRED: Signed as minor league free agent, July 2, 2019
COLLEGE: —
SIGNED BY: Jochy Cabrera & Aneudi Mercado (Angels)

Year	Club	W-L	ERA	G	GS	CG	GF	SHO	SV	IP	H	R	ER	HR	HB	BB	IBB	SO	WP	BK	BAA
2019—	Angels (DSL)	1-3	6.48	6	2	0	0	0	0	16.2	17	15	12	0	1	8	0	11	3	0	.250
2020—										DID NOT PLAY - No Minor League Season											

MINOR LEAGUE





MINOR LEAGUE ORGANIZATIONAL PLAYERS

ANDRES GONZALEZ

C

AGE: 20 BORN: Sept. 8, 2000 in Maracaibo, VZ

RESIDES: Maracaibo, VZ

HT.: 5-10 WT.: 170

BATS & THROWS: Right

ACQUIRED: Signed as international free agent, May 16, 2018

HIGH SCHOOL: —

COLLEGE: —

FULL NAME: Andres Eduardo Gonzalez

SIGNED BY: Rusbell Cabrera & Marlon Urdaneta (Angels)

Year	Club	AVG	G	AB	R	H	2B	3B	HR	RBI	SH	SF	HBP	BB	IBB	SO	SB	CS	GDP	SLG	OBP	E	
2018—	Angels (DSL)	.200	34	95	7	19	2	0	0	0	10	0	1	0	13	0	21	1	0	2	.221	.294	5
2019—	DID NOT PLAY																						
2020—	DID NOT PLAY - No Minor League Season																						

JENRRY GONZALEZ

LHP

AGE: 19 BORN: June 7, 2001 in Merida, Venezuela

RESIDES: Merida, Venezuela

HT.: 5-10 WT.: 160

BATS & THROWS: Left

ACQUIRED: Signed as international free agent, July 6, 2017

HIGH SCHOOL: —

COLLEGE: —

FULL NAME: Jenrry Jose Gonzalez Benites

SIGNED BY: Andres Garcia & Marlon Urdaneta (Angels)

Year	Club	W-L	ERA	G	GS	CG	GF	SHO	SV	IP	H	R	ER	HR	HB	BB	IBB	SO	WP	BK	BAA	
2018—	Angels (DSL)	1-4	3.56	13	11	0	0	0	0	43.0	39	25	17	1	3	15	0	38	7	1	.236	
2019—	Angels (AZL)	3-2	4.34	10	4	0	4	0	1	37.1	32	25	18	1	1	23	0	53	7	1	.227	
	Orem	0-1	5.40	2	2	0	0	0	0	6.2	6	5	4	0	2	5	0	14	1	0	.214	
2020—	DID NOT PLAY - No Minor League Season																					

MINOR TOTALS	4-7	4.03	24	17	0	4	0	1	87.0	77	55	39	2	6	43	0	105	15	2	.231
--------------	-----	------	----	----	---	---	---	---	------	----	----	----	---	---	----	---	-----	----	---	------

PHIL GOSSELIN

INF

For information, see 2021 Angels Player Section.

JUAN GRATEROL

C

For information, see 2021 Angels Players Section.

ELIJAH GREENE

OF

AGE: 23 BORN: Nov. 25, 1997 in Corona, CA

RESIDES: Corona, CA

HT.: 5-11 WT.: 165

BATS & THROWS: Left

ACQUIRED: Signed as minor league free agent, July 6, 2020

HIGH SCHOOL: Chino Hills HS (Chino Hills, CA)

COLLEGE: California Polytechnic State University, San Luis Obispo

FULL NAME: Elijah Cornell Greene

SIGNED BY: N/A

Year	Club	AVG	G	AB	R	H	2B	3B	HR	RBI	SH	SF	HBP	BB	IBB	SO	SB	CS	GDP	SLG	OBP	E
2020—	Will make professional debut in 2021																					

TY GREENE

C

AGE: 23 BORN: May 4, 1997 in San Diego, CA

RESIDES: San Diego, CA

HT.: 6-0 WT.: 185

BATS & THROWS: Right

ACQUIRED: Signed as non-drafted free agent, Nov. 16, 2020

HIGH SCHOOL: St. Augustine HS (San Diego, CA)

COLLEGE: UC Berkeley (CA)

FULL NAME: Tyrus Raymond Greene

SIGNED BY: Adam Virchis (White Sox)

Year	Club	AVG	G	AB	R	H	2B	3B	HR	RBI	SH	SF	HBP	BB	IBB	SO	SB	CS	GDP	SLG	OBP	E
2018—	White Sox (AZL)	.313	39	128	19	40	7	0	0	11	0	1	3	17	0	14	3	3	2	.367	.403	3
2019—	Great Falls	.325	23	77	13	25	4	1	0	6	0	0	2	5	0	5	1	1	2	.403	.381	1
2020—	DID NOT PLAY - No Minor League Season																					

MINOR TOTALS	.317	62	205	32	65	11	1	0	17	0	1	5	22	0	19	4	4	4	.380	.395	4
--------------	------	----	-----	----	----	----	---	---	----	---	---	---	----	---	----	---	---	---	------	------	---

SPENCER GRIFFIN

OF

AGE: 24 BORN: Oct. 24, 1996 in Richmond, TX

RESIDES: Omaha, NE

HT.: 6-1 WT.: 170

BATS & THROWS: Right

ACQUIRED: 16th round of 2017 First-Year Player Draft

HIGH SCHOOL: Travis HS (Richmond, TX)

COLLEGE: Wharton County JC (TX)

FULL NAME: Spencer Randazzo Griffin

SIGNED BY: Rudy Vasquez (Angels)

Year	Club	AVG	G	AB	R	H	2B	3B	HR	RBI	SH	SF	HBP	BB	IBB	SO	SB	CS	GDP	SLG	OBP	E
2017—	Orem	.206	26	102	17	21	5	2	1	6	1	1	3	8	0	37	3	1	4	.324	.281	1
2018—	Burlington	.221	108	394	56	87	8	7	2	40	1	3	2	50	0	150	11	7	8	.292	.310	2
2019—	Burlington	.243	96	333	55	81	11	6	35	1	3	5	49	0	118	12	4	8	.384	.346	1	
	Inland Empire	.234	30	107	15	25	6	2	0	8	0	0	1	17	1	32	3	0	1	.327	.344	0
2020—	DID NOT PLAY - No Minor League Season																					

MINOR TOTALS	.229	260	936	143	214	30	17	11	89	3	7	11	124	1	337	29	12	21	.332	.324	4
--------------	------	-----	-----	-----	-----	----	----	----	----	---	---	----	-----	---	-----	----	----	----	------	------	---

FERNANDO GUANARE

RHP

AGE: 17 BORN: June 21, 2003 in Puerto La Cruz, Venezuela

RESIDES: Puerto La Cruz, Venezuela

HT.: 6-1 WT.: 150

BATS & THROWS: Right

ACQUIRED: Signed as international free agent, Jan. 15, 2021

HIGH SCHOOL: —

COLLEGE: —

FULL NAME: Fernando Jose Guanare Rodriguez

SIGNED BY: Ender Gonzalez & Andres Garcia (Angels)

Year	Club	W-L	ERA	G	GS	CG	GF	SHO	SV	IP	H	R	ER	HR	HB	BB	IBB	SO	WP	BK	BAA	
2021—	Will make professional debut in 2021																					

MINOR LEAGUE ORGANIZATIONAL PLAYERS



JUNIOR GUERRA

For information, see 2021 Angels Players Section.

RHP

DENZER GUZMAN

INF

AGE: 17 **BORN:** Feb. 8, 2004 in San Pedro de Macoris, DR **RESIDES:** San Pedro de Macoris, DR **HT.:** 6-1 **WT.:** 180
BATS & THROWS: Right **ACQUIRED:** Signed as international free agent, Jan. 15, 2021
HIGH SCHOOL: — **COLLEGE:** —
SIGNED BY: Domingo Garcia (Angels)
FULL NAME: Denzer Guzman Daniel
Year Club AVG G AB R H 2B 3B HR RBI SH SF HBP BB IBB SO SB CS GDP SLG OBP E
 Will make professional debut in 2021

EMILKER GUZMAN

RHP

AGE: 22 **BORN:** Feb. 10, 1999 in Caracas, VZ **RESIDES:** Caracas, VZ **HT.:** 5-10 **WT.:** 160
BATS & THROWS: Right **ACQUIRED:** Signed as international free agent, May 9, 2017
HIGH SCHOOL: — **COLLEGE:** —
SIGNED BY: Jochy Cabrera & Frankie Thon, Jr. (Angels)
FULL NAME: Emilker Jose Guzman Beomon
Year Club W-L ERA G GS CG GF SHO SV IP H R ER HR HB BB IBB SO WP BK BAA
 2017—Angels (DSL) 6-0 1.02 17 1 1 8 0 0 0 44.0 24 8 5 0 3 11 3 30 2 0 .162
 2018—Angels (AZL) 1-2 3.38 11 9 0 0 0 0 0 37.1 36 16 14 2 1 7 0 31 3 0 .250
 Orem 0-1 4.70 2 1 0 0 0 0 0 7.2 6 4 4 0 0 4 0 5 0 0 .231
 2019—Orem 3-7 4.82 15 12 0 1 0 0 0 61.2 63 42 33 5 3 14 0 59 8 1 .263
 2020— *DID NOT PLAY - No Minor League Season*
MINOR TOTALS 10-10 3.35 45 23 1 9 0 0 150.2 129 70 56 7 7 36 3 125 13 1 .231

JOSE GUZMAN

INF

AGE: 20 **BORN:** Sept. 15, 2000 in Santo Domingo, DR **RESIDES:** Santo Domingo, DR **HT.:** 5-11 **WT.:** 162
BATS: Switch **THROWS:** Right **ACQUIRED:** Signed as international free agent, Feb. 26, 2018
HIGH SCHOOL: — **COLLEGE:** —
SIGNED BY: Frank Tejada (Angels)
FULL NAME: Jose Alberto Guzman Santos
Year Club AVG G AB R H 2B 3B HR RBI SH SF HBP BB IBB SO SB CS GDP SLG OBP E
 2018—Angels (DSL) .282 44 131 20 37 4 5 1 7 0 0 2 21 0 32 6 3 2 .412 .390 17
 2019—Angels (AZL) .189 49 175 31 33 6 0 1 17 0 1 2 29 0 56 3 1 6 .240 .309 22
 Orem .208 6 24 3 5 0 0 0 1 0 0 0 3 0 6 0 0 1 .208 .296 2
 2020— *DID NOT PLAY - No Minor League Season*
MINOR TOTALS .227 99 330 54 75 10 5 2 25 0 1 4 53 0 94 9 4 9 .306 .340 41

AARON HERNANDEZ

RHP

AGE: 24 **BORN:** Dec. 2, 1996 in Corpus Christi, TX **RESIDES:** Denver, CO **HT.:** 6-1 **WT.:** 170
BATS & THROWS: Right **ACQUIRED:** Third round of 2018 First-Year Player Draft
HIGH SCHOOL: Foy H. Moody HS (Corpus Christi, TX) **COLLEGE:** Texas A&M-Corpus Christi
FULL NAME: Aaron Alexander Hernandez **SIGNED BY:** Rudy Vasquez (Angels)
Year Club W-L ERA G GS CG GF SHO SV IP H R ER HR HB BB IBB SO WP BK BAA
 2018— *DID NOT PLAY*
 2019—Inland Empire 1-4 4.46 20 15 0 2 0 0 72.2 75 38 36 6 7 46 0 81 9 0 .269
 2020— *DID NOT PLAY - No Minor League Season*

GABRIEL HERNANDEZ

RHP

AGE: 19 **BORN:** Jan. 22, 2002 in Araya, VZ **RESIDES:** Araya, VZ **HT.:** 6-1 **WT.:** 160
BATS & THROWS: Right **ACQUIRED:** Signed as international free agent, July 2, 2018
HIGH SCHOOL: — **COLLEGE:** —
SIGNED BY: Ender Gonzalez & Marlon Urdaneta (Angels)
FULL NAME: Gabriel Jose Hernandez Millan
Year Club AVG G AB R H 2B 3B HR RBI SH SF HBP BB IBB SO SB CS GDP SLG OBP E
 2019— *DID NOT PLAY*
 2020— *DID NOT PLAY - No Minor League Season*

MINOR LEAGUE





MINOR LEAGUE ORGANIZATIONAL PLAYERS

TRAVIS HERRIN

RHP

AGE: 25 BORN: Apr. 29, 1995 in Indianapolis, IN

RESIDES: San Bernadino, CA

HT.: 6-2 WT.: 220

BATS & THROWS: Right

ACQUIRED: 18th round of 2015 First-Year Player Draft

HIGH SCHOOL: Lebanon HS (Lebanon, IN)

COLLEGE: Wabash Valley College (IL)

FULL NAME: Travis Gene Herrin

SIGNED BY: Joel Murrie (Angels)

Year	Club	W-L	ERA	G	GS	CG	GF	SHO	SV	IP	H	R	ER	HR	HB	BB	IBB	SO	WP	BK	BAA
2015	Orem	1-1	11.57	9	0	0	3	0	0	9.1	16	12	12	5	0	5	0	8	3	0	.364
	Angels (AZL)	1-1	3.93	9	1	0	2	0	0	18.1	20	10	8	1	0	4	0	12	3	2	.278
2016	Orem	3-4	5.67	14	14	0	0	0	0	60.1	82	40	38	6	1	15	0	50	3	1	.329
2017	Burlington	2-4	3.61	10	6	0	2	0	2	42.1	41	18	17	6	4	11	0	51	6	0	.252
2018	Angels (AZL)	0-0	0.00	4	2	0	0	0	0	6.0	2	0	0	0	0	0	0	4	1	0	.100
	Inland Empire	0-2	3.00	3	1	0	1	0	0	6.0	4	2	2	2	0	0	0	6	1	0	.190
2019	Inland Empire	5-6	5.01	23	14	0	2	0	1	106.0	103	68	59	11	2	50	0	106	17	2	.256
2020	DID NOT PLAY - No Minor League Season																				
MINOR TOTALS		12-18	4.93	72	38	0	10	0	3	248.1	268	150	136	31	7	85	0	237	34	5	.276

ALEJANDRO HIDALGO

RHP

AGE: 17 BORN: May 22, 2003 in Maracay, VZ

RESIDES: Aragua, VZ

HT.: 6-1 WT.: 160

BATS & THROWS: Right

ACQUIRED: Signed as international free agent, July 2, 2019

HIGH SCHOOL: —

COLLEGE: —

FULL NAME: Alejandro Hidalgo

SIGNED BY: Andres Garcia, Joel Chicarelli, Aneudi Mercado & Rusbell Cabrera (Angels)

Year	Club	W-L	ERA	G	GS	CG	GF	SHO	SV	IP	H	R	ER	HR	HB	BB	IBB	SO	WP	BK	BAA
Will make professional debut in 2021																					

EDWIN HIDALGO

C

AGE: 17 BORN: Aug. 12, 2003 in Atalaya, Panama

RESIDES: Santiago, Panama

HT.: 6-1 WT.: 177

BATS & THROWS: Right

ACQUIRED: Signed as an international free agent, Jan. 15, 2021

HIGH SCHOOL: —

COLLEGE: —

FULL NAME: Edwin Zaid Hidalgo Osorio

SIGNED BY: Raul Gonzalez (Angels)

Year	Club	AVG	G	AB	R	H	2B	3B	HR	RBI	SH	SF	HBP	BB	IBB	SO	SB	CS	GDP	SLG	OBP	E
Will make professional debut in 2021																						

CONNOR HIGGINS

LHP

AGE: 24 BORN: July 21, 1996 in Allentown, PA

RESIDES: Douglasville, GA

HT.: 6-5 WT.: 240

BATS: Right THROWS: Left

ACQUIRED: 30th round of 2018 First-Year Player Draft

HIGH SCHOOL: Parkland HS (Allentown, PA)

COLLEGE: Arizona State University

FULL NAME: Connor John Higgins

SIGNED BY: Jayson Durocher (Angels)

Year	Club	W-L	ERA	G	GS	CG	GF	SHO	SV	IP	H	R	ER	HR	HB	BB	IBB	SO	WP	BK	BAA
2018	Angels (AZL)	2-1	3.86	14	0	0	5	0	1	21.0	16	11	9	0	2	17	0	24	3	1	.198
	Orem	0-0	0.00	2	0	0	1	0	0	1.0	0	0	0	0	0	1	0	0	1	0	.000
2019	Burlington	3-2	0.46	12	0	0	8	0	3	19.2	12	9	1	0	1	12	0	26	1	0	.167
	Inland Empire	0-3	5.11	24	0	0	11	0	3	37.0	30	23	21	6	2	18	0	48	3	0	.224
2020	DID NOT PLAY - No Minor League Season																				
MINOR TOTALS		5-6	3.55	52	0	0	25	0	7	78.2	58	43	31	6	5	48	0	98	8	1	.201

WILLIAM HOLMES

RHP/DH

AGE: 20 BORN: Dec. 22, 2000 in Wyandotte, MI

RESIDES: Taylor, MI

HT.: 6-2 WT.: 185

BATS & THROWS: Right

ACQUIRED: Fifth round of 2018 First-Year Player Draft

HIGH SCHOOL: Western International HS (Detroit, MI)

COLLEGE: —

FULL NAME: William Xavier Holmes

SIGNED BY: Drew Dominguez (Angels)

Pitching:

Year	Club	W-L	ERA	G	GS	CG	GF	SHO	SV	IP	H	R	ER	HR	HB	BB	IBB	SO	WP	BK	BAA
2018	DID NOT PITCH																				
2019	Angels (AZL)	0-2	5.71	7	6	0	0	0	0	17.1	15	12	11	2	2	16	0	25	8	0	.238
	Orem	0-0	3.86	2	2	0	0	0	0	7.0	4	3	3	2	1	4	0	13	0	0	.182
2020	DID NOT PLAY - Participated at Angels Alternate Training Site																				
MINOR TOTALS		0-2	5.55	9	8	0	0	0	0	24.1	19	15	14	4	3	20	0	38	8	0	.224

Batting:

Year	Club	AVG	G	AB	R	H	2B	3B	HR	RBI	SH	SF	HBP	BB	IBB	SO	SB	CS	GDP	SLG	OBP	E
2018	Angels (AZL)	.220	30	100	13	22	4	0	0	8	0	1	5	11	0	34	4	0	2	.260	.325	0
2019	Angels (AZL)	.306	9	36	2	11	1	1	0	8	0	0	1	5	0	13	3	1	3	.389	.405	0
	Orem	.429	2	7	1	3	1	0	1	6	0	0	0	2	0	2	0	0	0	1.000	.556	0
2020	DID NOT PLAY - Participated at Angels Alternate Training Site																					
MINOR TOTALS		.252	41	143	16	36	6	1	1	22	0	1	6	18	0	49	7	1	5	.329	.357	0

MINOR LEAGUE ORGANIZATIONAL PLAYERS



TORII HUNTER JR.

OF

AGE: 25 BORN: June 7, 1995 in Pine Bluff, AR

RESIDES: Northridge, CA

HT.: 6-2 WT.: 180

BATS & THROWS: Right

ACQUIRED: 23rd round of 2016 First-Year Player Draft

HIGH SCHOOL: Prosper HS (Prosper, TX)

COLLEGE: University of Notre Dame (IN)

FULL NAME: Torii Kedar Hunter

SIGNED BY: Jared Barnes (Angels)

Year	Club	AVG	G	AB	R	H	2B	3B	HR	RBI	SH	SF	HBP	BB	IBB	SO	SB	CS	GDP	SLG	OBP	E
2017	Orem	.352	52	213	48	75	10	3	1	28	4	0	7	23	1	44	13	2	4	.441	.432	3
2018	Burlington	.255	97	381	59	14	8	2	27	0	4	4	4	0	106	24	6	4	.349	.335	3	
	Inland Empire	.327	13	55	4	18	1	1	0	1	1	0	2	2	0	18	5	0	1	.382	.373	1
2019	Inland Empire	.251	73	259	29	65	7	4	1	27	1	1	7	38	1	76	16	3	4	.320	.361	2
	Orem	.200	4	15	3	3	1	0	0	2	0	0	0	0	6	1	0	0	.267	.200	1	
2020	DID NOT PLAY - No Minor League Season																					
MINOR TOTALS		.280	239	923	143	258	33	16	4	85	6	5	20	107	2	250	59	11	13	.363	.365	10

IBANDEL ISABEL

INF

AGE: 25 BORN: June 20, 1995 in Yaguatae, DR

RESIDES: Boca de Yaguatae, DR

HT.: 6-4 WT.: 225

BATS & THROWS: Right

ACQUIRED: Signed as minor league free agent, Nov. 17, 2020

HIGH SCHOOL: —

COLLEGE: —

FULL NAME: Ibandel Euclides Isabel

SIGNED BY: Patrick Guerrero & Bob Engle (Dodgers)

Year	Club	AVG	G	AB	R	H	2B	3B	HR	RBI	SH	SF	HBP	BB	IBB	SO	SB	CS	GDP	SLG	OBP	E
2013	Dodgers (DSL)	.327	57	196	25	64	15	5	3	31	2	1	4	20	1	50	1	3	4	.500	.398	12
2014	Dodgers (AZL)	.238	38	130	16	31	7	1	3	20	0	0	2	10	0	48	1	0	3	.377	.303	3
2015	Dodgers (AZL)	.295	47	149	29	44	7	4	5	26	1	1	1	13	0	57	5	1	1	.497	.354	15
2016	Ogden	.351	32	114	19	40	6	2	5	29	0	1	2	15	1	36	0	2	4	.570	.432	2
	Great Lakes	.273	24	88	17	24	5	1	7	15	0	0	1	9	0	41	1	2	2	.591	.347	0
2017	Rancho Cucu.	.259	122	444	62	115	16	1	28	87	0	2	6	40	2	172	0	2	10	.489	.327	17
2018	Rancho Cucu.	.238	6	21	1	5	2	0	1	3	0	0	0	2	0	9	0	0	0	.476	.304	1
	Daytona	.258	104	376	62	97	11	0	35	75	0	1	7	36	2	152	1	1	9	.566	.333	9
2019	Chattanooga	.243	91	334	52	81	12	1	26	69	0	2	6	26	1	153	0	0	6	.518	.307	1
2020	DID NOT PLAY - No Minor League Season																					
MINOR TOTALS		.271	521	1852	283	501	81	15	113	355	3	8	29	171	7	718	9	11	39	.513	.340	60

JEREMIAH JACKSON

INF

For information, see 2021 Angels Players Section.

JON JAY

OF

For information, see 2021 Angels Players Section.

JORGE JIMENEZ

INF

AGE: 18 BORN: June 9, 2002 in Tinaco, VZ

RESIDES: Tinaco, VZ

HT.: 5-9 WT.: 150

BATS & THROWS: Right

ACQUIRED: Signed as international free agent, Sept. 1, 2018

HIGH SCHOOL: —

COLLEGE: —

FULL NAME: Jorge Luis Jimenez Delgado

SIGNED BY: Andres Garcia & Marlon Urdaneta (Angels)

Year	Club	AVG	G	AB	R	H	2B	3B	HR	RBI	SH	SF	HBP	BB	IBB	SO	SB	CS	GDP	SLG	OBP	E
2019	Angels (DSL)	.296	43	159	28	47	5	2	0	23	2	2	1	28	0	27	13	4	1	.352	.400	13
2020	DID NOT PLAY - No Minor League Season																					

ERICK JULIO

RHP

AGE: 24 BORN: Sept. 22, 1996 in Cartagena, Colombia

RESIDES: Cartagena, Colombia

HT.: 6-1 WT.: 175

BATS & THROWS: Right

ACQUIRED: From Colorado in AAA Rule 5 Draft, Dec. 12, 2019

HIGH SCHOOL: —

COLLEGE: —

FULL NAME: Erick Julio

SIGNED BY: Rolando Fernandez (Rockies)

Year	Club	W-L	ERA	G	GS	CG	GF	SHO	SV	IP	H	R	ER	HR	HB	BB	IBB	SO	WP	BK	BAA	
2014	Rockies (DSL)	2-5	2.45	13	13	0	0	0	0	66	51	26	18	2	2	11	0	45	6	1	.211	
2015	DID NOT PLAY																					
2016	Rockies (DSL)	0-1	5.00	2	2	0	0	0	0	9	10	5	5	0	0	2	0	6	4	0	.286	
	Boise	4-6	4.05	13	13	0	0	0	0	73.1	80	36	33	3	3	13	0	47	7	4	.277	
2017	Asheville	7-11	4.98	27	26	0	0	0	0	148.1	183	92	82	18	15	42	0	106	11	1	.311	
2018	Asheville	4-4	3.99	34	10	0	9	0	1	97	90	48	43	10	9	25	0	103	9	1	.246	
2019	Lancaster	0-0	0.00	1	0	0	0	0	0	1.2	0	0	0	0	0	1	0	0	3	0	.000	
	Grand Junction	0-0	67.50	3	0	0	0	0	0	1.1	10	10	10	5	0	2	0	3	2	0	.714	
2020	DID NOT PLAY - No Minor League Season																					
MINOR TOTALS		17-27	4.33	93	64	0	9	0	1	396.2	424	217	191	38	30	95	0	313	39	7	.276	

MINOR LEAGUE





MINOR LEAGUE ORGANIZATIONAL PLAYERS

SHANE KELSO

RHP

AGE: 23 BORN: Aug. 26, 1997 in Fernley, NV

RESIDES: Fernley, NV

HT.: 6-3 WT.: 220

BATS & THROWS: Right

ACQUIRED: 24th round of 2019 First-Year Player Draft

HIGH SCHOOL: Fernley HS (Fernley, NV)

COLLEGE: Oklahoma Baptist University

FULL NAME: Shane Robert Kelso

SIGNED BY: Billy Lipari (Angels)

Year	Club	W-L	ERA	G	GS	CG	GF	SHO	SV	IP	H	R	ER	HR	HB	BB	IBB	SO	WP	BK	BAA
2019	Orem	2-1	2.76	13	0	0	8	0	2	16.1	12	5	3	0	1	10	0	25	3	0	.207
	Burlington	0-0	4.15	4	0	0	2	0	0	4.1	2	2	2	0	2	5	0	9	4	0	.143
DID NOT PLAY - No Minor League Season																					
MINOR TOTALS		2-1	3.05	17	0	0	10	0	2	20.2	14	7	5	0	3	15	0	34	7	0	.194

BRENT KILLAM

LHP

AGE: 23 BORN: Mar. 26, 1998 in Sarasota, FL

RESIDES: Nokomis, FL

HT.: 5-11 WT.: 180

BATS & THROWS: Left

ACQUIRED: 11th round of 2019 First-Year Player Draft

HIGH SCHOOL: Venice HS (Venice, FL)

COLLEGE: Georgetown University (Washington, DC)

FULL NAME: Brent Michael Killam

SIGNED BY: Kennard Jones (Angels)

Year	Club	W-L	ERA	G	GS	CG	GF	SHO	SV	IP	H	R	ER	HR	HB	BB	IBB	SO	WP	BK	BAA
2019	DID NOT PLAY																				
2020	DID NOT PLAY - No Minor League Season																				

DYLAN KING

RHP

AGE: 24 BORN: Dec. 5, 1996 in Murfreesboro, TN

RESIDES: Murfreesboro, TN

HT.: 6-3 WT.: 190

BATS & THROWS: Right

ACQUIRED: 18th round of 2018 First-Year Player Draft

HIGH SCHOOL: Riverdale HS (Murfreesboro, TN)

COLLEGE: Belmont University (TN)

FULL NAME: Dylan Tyler King

SIGNED BY: Joel Murrie (Angels)

Year	Club	W-L	ERA	G	GS	CG	GF	SHO	SV	IP	H	R	ER	HR	HB	BB	IBB	SO	WP	BK	BAA
2018	DID NOT PLAY																				
2019	Orem	0-1	5.40	2	2	0	0	0	0	6.2	8	7	4	0	1	3	0	8	0	0	.296
	Burlington	1-1	4.26	11	2	0	1	0	0	31.2	18	20	15	1	1	24	0	40	5	0	.164
2020	DID NOT PLAY - No Minor League Season																				
MINOR TOTALS		1-2	4.46	13	4	0	1	0	0	38.1	26	27	19	1	2	27	0	48	5	0	.190

D'SHAWN KNOWLES

OF

AGE: 20 BORN: Jan. 16, 2001 in New Providence, Bahamas

RESIDES: Broomfield, CO

HT.: 6-0 WT.: 165

BATS: Switch THROWS: Right

ACQUIRED: Signed as international free agent, July 2, 2017

HIGH SCHOOL: —

COLLEGE: —

FULL NAME: D'Shawn Bertram Knowles

SIGNED BY: Frankie Thon Jr., Ralph Reyes & Rick Wilson (Angels)

Year	Club	AVG	G	AB	R	H	2B	3B	HR	RBI	SH	SF	HBP	BB	IBB	SO	SB	CS	GDP	SLG	OBP	E
2018	Angels (AZL)	.301	30	113	19	34	4	1	1	14	0	1	1	15	1	27	7	4	0	.381	.385	1
	Orem	.321	28	109	27	35	9	2	4	15	0	0	1	13	0	38	2	3	2	.550	.398	3
2019	Orem	.241	64	253	38	61	11	4	6	28	0	8	3	26	1	76	5	4	5	.387	.310	5
2020	DID NOT PLAY - No Minor League Season																					
MINOR TOTALS		.274	122	475	84	130	24	7	11	57	0	9	5	54	2	141	14	11	7	.423	.348	9

JACK KOCHANOWICZ

RHP

AGE: 20 BORN: Dec. 22, 2000 in Philadelphia, PA

RESIDES: Bala Cynwyd, PA

HT.: 6-6 WT.: 220

BATS: Left THROWS: Right

ACQUIRED: Third round of 2019 First-Year Player Draft

HIGH SCHOOL: Harrinton HS (Bryn Mawr, PA)

COLLEGE: —

FULL NAME: Jack Von Kochanowicz

SIGNED BY: Kennard Jones (Angels)

Year	Club	W-L	ERA	G	GS	CG	GF	SHO	SV	IP	H	R	ER	HR	HB	BB	IBB	SO	WP	BK	BAA
2019	DID NOT PLAY																				
2020	DID NOT PLAY - Participated at Angels Alternate Training Site																				

ZAC KRISTOFAK

RHP

AGE: 23 BORN: Dec. 8, 1997 in Atlanta, GA

RESIDES: Oregon, OH

HT.: 5-9 WT.: 185

BATS & THROWS: Right

ACQUIRED: 14th round of 2019 First-Year Player Draft

HIGH SCHOOL: Walton HS (Marietta, GA)

COLLEGE: University of West Georgia, University of Georgia

FULL NAME: Zachary Kristofak

SIGNED BY: Todd Hogan (Angels)

Year	Club	W-L	ERA	G	GS	CG	GF	SHO	SV	IP	H	R	ER	HR	HB	BB	IBB	SO	WP	BK	BAA
2019	Orem	2-3	6.15	19	0	0	8	0	2	26.1	36	19	18	2	1	7	0	24	3	0	.330
2020	DID NOT PLAY - No Minor League Season																				

JACK KRUGER

C

For information, see 2021 Angels Players Section.

MINOR LEAGUE ORGANIZATIONAL PLAYERS



JUAN LAGARES

For information, see 2021 Angels Players Section.

GARRETT LAWSON

AGE: 22 **BORN:** July 2, 1998 in Dover, DE **RESIDES:** Dover, DE **HT.:** 6-3 **WT.:** 200
BATS & THROWS: Left **ACQUIRED:** 19th round of 2019 First-Year Player Draft
HIGH SCHOOL: Dover HS (Dover, DE) **COLLEGE:** Delaware State University
FULL NAME: Garrett William Lawson **SIGNED BY:** Kennard Jones (Angels)
Year Club W-L ERA G GS CG GF SHO SV IP H R ER HR HB BB IBB SO WP BK BAA
 2019—
 2020—
DID NOT PLAY - No Minor League Season

JAKE LEE

AGE: 25 **BORN:** June 30, 1995 in Milford, MI **RESIDES:** Pelham, NY **HT.:** 6-4 **WT.:** 215
BATS & THROWS: Right **ACQUIRED:** Ninth round of 2018 First-Year Player Draft
HIGH SCHOOL: Milford HS (Highland Township, MI) **COLLEGE:** Oakland University (MI)
FULL NAME: Jacob Michael Lee **SIGNED BY:** Drew Dominguez (Angels)
Year Club W-L ERA G GS CG GF SHO SV IP H R ER HR HB BB IBB SO WP BK BAA
 2018—Orem 0-1 2.66 17 0 0 12 0 5 23.2 21 12 7 1 0 4 0 30 0 0 .223
 2019—Burlington 1-0 3.27 3 2 0 1 0 0 11.0 8 4 4 2 0 0 0 15 0 0 .205
 Inland Empire 1-2 4.50 6 4 0 0 0 0 24.0 19 14 12 3 0 11 0 34 6 1 .209
 2020—
DID NOT PLAY - No Minor League Season
MINOR TOTALS 2-3 3.53 26 6 0 13 0 5 58.2 48 30 23 6 0 15 0 79 6 1 .214

JESUS LEON

AGE: 20 **BORN:** Feb. 6, 2001 in Barinas, VZ **RESIDES:** Hollister, CA **HT.:** 5-10 **WT.:** 160
BATS & THROWS: Left **ACQUIRED:** Signed as international free agent, July 6, 2017
HIGH SCHOOL: — **COLLEGE:** —
FULL NAME: Jesus Alberto Leon Abreu **SIGNED BY:** Andres Garcia & Marlon Urdaneta (Angels)
Year Club W-L ERA G GS CG GF SHO SV IP H R ER HR HB BB IBB SO WP BK BAA
 2018—Angels (DSL) 1-5 5.18 21 1 0 4 0 0 33.0 28 31 19 1 3 38 0 33 6 1 .230
 2019—Angels (DSL) 1-4 6.59 17 0 0 7 0 1 28.2 28 28 21 1 5 19 0 36 18 0 .239
 2020—
DID NOT PLAY - No Minor League Season
MINOR TOTALS 2-9 5.84 38 1 0 11 0 1 61.2 56 59 40 2 8 57 0 69 24 1 .234

ZACH LINGINFELTER

AGE: 23 **BORN:** Apr. 10, 1997 in Knoxville, TN **RESIDES:** Sevierville, TN **HT.:** 6-5 **WT.:** 225
BATS & THROWS: Left **THROWS:** Right **ACQUIRED:** Ninth round of 2019 First-Year Player Draft
HIGH SCHOOL: Sevier County HS (Sevierville, TN) **COLLEGE:** University of Tennessee
FULL NAME: Zachary Thomas Linginfelter **SIGNED BY:** Joel Murrie (Angels)
Year Club W-L ERA G GS CG GF SHO SV IP H R ER HR HB BB IBB SO WP BK BAA
 2019—
 2020—
DID NOT PLAY - No Minor League Season

KLEIVIER LOPEZ

AGE: 16 **BORN:** July 14, 2004 in Cumana, Venezuela **RESIDES:** Cumana, Venezuela **HT.:** 5-10 **WT.:** 150
BATS & THROWS: Right **ACQUIRED:** Signed as international free agent, Jan. 15, 2021
HIGH SCHOOL: — **COLLEGE:** —
FULL NAME: Kleiver Javier Lopez Figueroa **SIGNED BY:** Ender Gonzalez & Marlon Urdaneta (Angels)
Year Club AVG G AB R H 2B 3B HR RBI SH SF HBP BB IBB SO SB CS GDP SLG OBP E
 Will make professional debut in 2021

JEAN CARLOS LUCAS

AGE: 20 **BORN:** Dec. 2, 2000 in San Cristobal, DR **RESIDES:** San Cristobal, DR **HT.:** 6-3 **WT.:** 175
BATS & THROWS: Right **ACQUIRED:** Signed as international free agent, July 2, 2017
HIGH SCHOOL: — **COLLEGE:** —
FULL NAME: Jean Carlos Lucas Hernandez **SIGNED BY:** Francisco Tejada (Angels)
Year Club W-L ERA G GS CG GF SHO SV IP H R ER HR HB BB IBB SO WP BK BAA
 2018—Angels (DSL) 2-3 2.98 15 12 0 1 0 0 51.1 52 20 17 3 6 15 0 39 14 0 .267
 2019—Angels (AZL) 0-0 4.32 7 2 0 1 0 0 25.0 27 23 12 2 3 13 0 20 10 0 .262
 2020—
DID NOT PLAY - No Minor League Season
MINOR TOTALS 2-3 3.42 22 14 0 2 0 0 76.1 79 43 29 5 9 28 0 59 24 0 .265

BRENNON LUND

For information, see 2021 Angels Players Section.

MINOR LEAGUE



MINOR LEAGUE ORGANIZATIONAL PLAYERS

JOHAN MACIAS

INF

AGE: 18 BORN: Jan. 6, 2003 in Bejuma, VZ

RESIDES: Carabobo, VZ

HT.: 5-9 WT.: 150

BATS: Switch THROWS: Right

ACQUIRED: Signed as international free agent, July 2, 2019

HIGH SCHOOL: —

COLLEGE: —

FULL NAME: Johan Alexis Macias

SIGNED BY: Andres Garcia & Joel Chicarelli (Angels)

Year	Club	AVG	G	AB	R	H	2B	3B	HR	RBI	SH	SF	HBP	BB	IBB	SO	SB	CS	GDP	SLG	OBP	E	
2020—																							

DID NOT PLAY - No Minor League Season

DAVID MACKINNON

INF

AGE: 26 BORN: Dec. 15, 1994 in Easton, MA

RESIDES: Easton, MA

HT.: 6-2 WT.: 200

BATS & THROWS: Right

ACQUIRED: 32nd round of 2017 First-Year Player Draft

HIGH SCHOOL: Oliver Ames HS (MA)

COLLEGE: University of Hartford (CT)

FULL NAME: David Christopher MacKinnon

SIGNED BY: Ryan Leahy (Angels)

Year	Club	AVG	G	AB	R	H	2B	3B	HR	RBI	SH	SF	HBP	BB	IBB	SO	SB	CS	GDP	SLG	OBP	E	
2017—Orem		.398	33	113	29	45	7	2	2	27	0	4	6	25	0	11	1	0	2	.549	.514	3	
	Angels (AZL)	.286	2	7	0	2	0	0	0	0	0	0	0	0	2	0	0	0	.286	.286	0		
2018—Burlington		.261	35	111	21	29	7	0	1	13	0	0	0	35	0	30	0	0	1	.351	.438	3	
	Inland Empire	.285	90	305	51	87	22	0	5	47	0	5	7	60	0	73	0	0	12	.407	.408	4	
2019—Inland Empire		.140	18	57	5	8	1	0	0	4	0	0	0	19	0	18	0	0	3	.158	.351	1	
2020—																							

DID NOT PLAY - No Minor League Season

MINOR TOTALS		.288	179	593	106	171	37	2	8	91	0	9	13	139	0	134	1	0	18	.398	.428	11
---------------------	--	-------------	------------	------------	------------	------------	-----------	----------	----------	-----------	----------	----------	-----------	------------	----------	------------	----------	----------	-----------	-------------	-------------	-----------

KEVIN MAITAN

INF

AGE: 21 BORN: Feb. 12, 2000 in Puerto Cabello, VZ

RESIDES: Puerto Cabello, VZ

HT.: 6-2 WT.: 190

BATS: Switch THROWS: Right

ACQUIRED: Signed as minor league free agent, Dec. 15, 2017

HIGH SCHOOL: —

COLLEGE: —

FULL NAME: Kevin Francisco Maitan Hernandez

SIGNED BY: Rolando Petit (Braves)

Year	Club	AVG	G	AB	R	H	2B	3B	HR	RBI	SH	SF	HBP	BB	IBB	SO	SB	CS	GDP	SLG	OBP	E	
2017—Braves (GCL)		.314	9	35	5	11	3	0	0	3	0	0	0	2	0	10	1	0	1	.400	.351	2	
	Danville	.220	33	127	10	28	5	1	2	15	0	2	1	9	1	39	1	0	2	.323	.273	10	
2018—Orem		.248	63	262	42	65	13	1	8	26	0	0	3	19	0	66	1	2	7	.397	.306	32	
2019—Burlington		.214	123	486	56	104	11	3	12	46	0	2	5	39	1	164	7	4	14	.323	.278	26	
2020—																							

DID NOT PLAY - No Minor League Season

MINOR TOTALS		.229	228	910	113	208	32	5	22	90	0	4	9	69	2	279	10	6	24	.347	.288	70
---------------------	--	-------------	------------	------------	------------	------------	-----------	----------	-----------	-----------	----------	----------	----------	-----------	----------	------------	-----------	----------	-----------	-------------	-------------	-----------

JUNIOR MANON

INF

AGE: 18 BORN: Feb. 6, 2003 in Santo Domingo, DR

RESIDES: Santo Domingo, DR

HT.: 5-10 WT.: 165

BATS: Left THROWS: Right

ACQUIRED: Signed as international free agent, Jan. 20, 2020

HIGH SCHOOL: —

COLLEGE: —

FULL NAME: Junior Francisco Manon

SIGNED BY: Rusbell Cabrera

Year	Club	AVG	G	AB	R	H	2B	3B	HR	RBI	SH	SF	HBP	BB	IBB	SO	SB	CS	GDP	SLG	OBP	E	
2020—																							

DID NOT PLAY - No Minor League Season

MARLON MARCANO

C

AGE: 22 BORN: Sept. 14, 1999 in Zulia, VZ

RESIDES: Zulia, VZ

HT.: 5-11 WT.: 210

BATS & THROWS: Right

ACQUIRED: Signed as international free agent, Mar. 17, 2017

HIGH SCHOOL: —

COLLEGE: —

FULL NAME: Marlon Jose Marciano Contreras

SIGNED BY: Domingo Garcia & Marlon Urdaneta (Angels)

Year	Club	AVG	G	AB	R	H	2B	3B	HR	RBI	SH	SF	HBP	BB	IBB	SO	SB	CS	GDP	SLG	OBP	E	
2017—Angels (DSL)		.174	31	86	5	15	2	0	0	7	1	1	0	11	1	22	2	3	1	.198	.265	7	
2018—Angels (DSL)		.265	27	68	10	18	3	0	1	11	0	1	4	11	0	11	0	1	1	.353	.393	5	
	Angels (AZL)	.250	7	24	1	6	0	0	0	2	0	1	0	0	0	6	0	0	0	.250	.240	0	
2019—Angels (AZL)		.203	21	69	5	14	0	0	0	7	0	1	1	1	0	24	0	1	1	.203	.273	7	
2020—																							

DID NOT PLAY - No Minor League Season

ALEX MARTINEZ

RHP

AGE: 18 BORN: Sept. 15, 2002 in Santiago, DR

RESIDES: Santiago, DR

HT.: 5-10 WT.: 170

BATS & THROWS: Right

ACQUIRED: Signed as international free agent, Sept. 6, 2019

HIGH SCHOOL: —

COLLEGE: —

FULL NAME: Alex Samuel Martinez Bonifacio

SIGNED BY: Rusbell Cabrera, Frank Tejada & Jochy Cabrera (Angels)

Year	Club	W-L	ERA	G	GS	CG	GF	SHO	SV	IP	H	R	ER	HR	HB	BB	IBB	SO	WP	BK	BAA	
2020—																						

DID NOT PLAY - No Minor League Season



MINOR LEAGUE ORGANIZATIONAL PLAYERS



BRAXTON MARTINEZ

AGE: 27 **BORN:** Mar. 3, 1994 in St. Peters, MO
BATS & THROWS: Right
HIGH SCHOOL: Francis Howell North (St. Charles, MO)

RESIDES: St. Peters, MO **HT.:** 6-3 **WT.:** 220
ACQUIRED: Signed as minor league free agent, Dec. 12, 2019
COLLEGE: St. Louis University

FULL NAME: Braxton A. Martinez

SIGNED BY: N/A

Year	Club	AVG	G	AB	R	H	2B	3B	HR	RBI	SH	SF	HBP	BB	IBB	SO	SB	CS	GDP	SLG	OBP	E
2015	—Hyannis (Ind.)	.000	3	10	0	0	0	0	0	0	0	0	0	0	2	0	0	0	0	.000	.000	1
	Laconia (Ind.)	.268	25	82	15	22	5	0	3	14	0	3	2	0	2	16	0	2	0	.439	.422	2
2016	—River City (Ind.)	.194	46	139	17	27	2	0	1	13	0	2	1	18	0	27	0	0	0	.230	.288	4
2017	—River City (Ind.)	.240	85	271	46	65	9	0	15	39	0	2	5	46	0	66	4	1	0	.439	.358	7
2018	—River City (Ind.)	.252	92	301	45	76	8	0	12	51	0	3	9	56	2	80	9	1	0	.399	.382	5
2019	—River City (Ind.)	.275	96	309	60	85	24	1	13	75	0	7	9	82	1	74	2	2	0	.485	.432	16
2020	—																					
			<i>DID NOT PLAY - No Minor League Season</i>																			
IND. TOTALS		.247	347	1112	183	275	48	1	44	192	0	17	26	224	5	265	15	6	0	.411	.381	35

INF

ORLANDO MARTINEZ

AGE: 23 **BORN:** Feb. 17, 1998 in La Habana, Cuba
BATS & THROWS: Left
HIGH SCHOOL: —

RESIDES: Franklin, TN **HT.:** 6-0 **WT.:** 185
ACQUIRED: Signed as international free agent, Aug. 30, 2017
COLLEGE: —

FULL NAME: Orlando Martinez Moya

SIGNED BY: Frankie Thon Jr. (Angels)

Year	Club	AVG	G	AB	R	H	2B	3B	HR	RBI	SH	SF	HBP	BB	IBB	SO	SB	CS	GDP	SLG	OBP	E
2018	—Orem	.375	12	48	11	18	5	0	2	10	0	1	0	4	0	9	3	2	0	.604	.415	1
	Burlington	.289	53	218	27	63	12	1	3	25	0	2	1	17	0	56	6	5	3	.394	.340	2
2019	—Inland Empire	.263	88	380	55	100	21	4	12	49	0	5	1	36	3	79	5	4	8	.434	.325	2
2020	—																					
			<i>DID NOT PLAY - No Minor League Season</i>																			
MINOR TOTALS		.280	153	646	93	181	38	5	17	84	0	8	2	57	3	144	14	11	11	.433	.337	5

OF

BRENDAN MCCURRY

For information, see 2021 Angels Players Section.

RHP

CRISTOPHER MOLINA

AGE: 23 **BORN:** June 10, 1997 in Moca, DR
BATS & THROWS: Right
HIGH SCHOOL: —

RESIDES: Moca, DR **HT.:** 6-3 **WT.:** 170
ACQUIRED: Signed as international free agent Nov. 13, 2013
COLLEGE: —

FULL NAME: Cristopher Junior Molina Brito

SIGNED BY: Rene Rojas (Angels)

Year	Club	W-L	ERA	G	GS	CG	GF	SHO	SV	IP	H	R	ER	HR	HB	BB	IBB	SO	WP	BK	BAA	
2014	—Angels (DSL)	1-3	3.49	13	11	0	0	0	0	49.0	42	29	19	2	7	22	0	43	9	1	.228	
2015	—Angels (DSL)	1-3	3.86	15	15	0	0	0	0	60.2	59	38	26	0	7	32	2	52	13	0	.255	
2016	—Angels (DSL)	2-3	5.48	12	6	0	1	0	1	46.0	50	39	28	1	3	19	0	41	7	1	.276	
2017	—Orem	1-3	11.12	8	5	0	1	0	0	28.1	43	41	35	10	5	20	0	40	6	1	.371	
	Angels (AZL)	0-1	11.42	4	3	0	0	0	0	8.2	7	11	11	1	1	6	0	10	3	0	.206	
2018	—Orem	4-4	5.23	16	12	0	0	0	0	65.1	52	44	38	8	2	35	0	70	16	1	.209	
2019	—Burlington	3-5	2.69	13	10	0	0	0	0	63.2	48	21	19	2	8	23	0	65	4	0	.208	
	Inland Empire	2-6	4.55	13	12	0	0	0	0	65.1	75	45	33	7	4	20	0	57	5	0	.291	
2020	—																					
			<i>DID NOT PLAY - No Minor League Season</i>																			
MINOR TOTALS		14-28	4.86	94	74	0	2	0	1	387.0	376	268	209	31	37	177	2	378	63	4	.253	

RHP

KYLE MOLNAR

AGE: 24 **BORN:** Nov. 14, 1996 in Aliso Viejo, CA
BATS & THROWS: Right
HIGH SCHOOL: Aliso Niguel HS (CA)

RESIDES: Aliso Viejo, CA **HT.:** 6-3 **WT.:** 210
ACQUIRED: 26th round of 2019 First-Year Player Draft
COLLEGE: University of California, Los Angeles

FULL NAME: Kyle Steven Molnar

SIGNED BY: Ben Diggins (Angels)

Year	Club	W-L	ERA	G	GS	CG	GF	SHO	SV	IP	H	R	ER	HR	HB	BB	IBB	SO	WP	BK	BAA	
2019	—																					
2020	—		<i>DID NOT PLAY - No Minor League Season</i>																			

RHP

DARIMEL MORA

AGE: 18 **BORN:** July 16, 2002 in Higüey, DR
BATS & THROWS: Right
HIGH SCHOOL: —

RESIDES: Higüey, DR **HT.:** 5-11 **WT.:** 160
ACQUIRED: Signed as international free agent, July 16, 2018
COLLEGE: —

FULL NAME: Daniel Albaníel Mora Ramos

SIGNED BY: Jochy Cabrera (Angels)

Year	Club	AVG	G	AB	R	H	2B	3B	HR	RBI	SH	SF	HBP	BB	IBB	SO	SB	CS	GDP	SLG	OBP	E
2019	—Angels (DSL)	.210	57	224	32	47	5	1	1	13	1	0	1	22	0	39	11	9	2	.254	.283	22
2020	—		<i>DID NOT PLAY - No Minor League Season</i>																			

INF





MINOR LEAGUE ORGANIZATIONAL PLAYERS

DARWIN MORENO

OF

AGE: 19 BORN: Jan. 26, 2002 in Caracas, VZ

RESIDES: Caracas, VZ

HT.: 6-2 WT.: 175

BATS & THROWS: Right

ACQUIRED: Signed as international free agent, July 2, 2018

HIGH SCHOOL: —

COLLEGE: —

FULL NAME: Darwin Alexander Moreno Gullien

SIGNED BY: Ender Gonzalez & Marlon Urdaneta (Angels)

Year	Club	AVG	G	AB	R	H	2B	3B	HR	RBI	SH	SF	HBP	BB	IBB	SO	SB	CS	GDP	SLG	OBP	E	
2019—Angels (DSL)		.188	19	64	14	12	5	0	0	6	0	0	0	3	18	0	25	3	0	1	.266	.388	1
2020—																							

DID NOT PLAY - No Minor League Season

GARETH MORGAN

INF/OF

AGE: 24 BORN: Apr. 12, 1996 in Toronto, ON

RESIDES: Toronto, ON

HT.: 6-4 WT.: 265

BATS & THROWS: Right

ACQUIRED: Signed as minor league free agent, Apr. 29, 2019

HIGH SCHOOL: Blyth Academy (Toronto, ON)

COLLEGE: —

FULL NAME: Gareth Broderick Morgan

SIGNED BY: N/A

Year	Club	AVG	G	AB	R	H	2B	3B	HR	RBI	SH	SF	HBP	BB	IBB	SO	SB	CS	GDP	SLG	OBP	E	
2014—Mariners (AZL)	.148	45	155	15	23	8	1	2	12	2	1	4	16	0	73	4	1	1	.252	.244	3		
2015—Mariners (AZL)	.225	55	222	31	50	12	4	5	30	0	4	3	12	0	89	5	1	4	.383	.270	7		
2016—Bakersfield	.385	3	13	3	5	3	0	0	4	0	0	1	0	0	7	0	0	0	.615	.429	0		
Mariners (AZL)	.216	35	125	17	27	5	4	1	11	0	1	0	8	0	58	5	1	1	.344	.261	4		
2017—Clinton	.230	118	405	55	93	21	3	17	61	0	2	2	53	0	185	14	5	3	.422	.320	4		
2018—Modesto	.158	84	298	42	47	7	2	19	39	0	0	6	30	0	180	7	1	3	.386	.249	6		
Mariners (AZL)	.125	2	8	0	1	1	0	0	2	0	0	0	0	0	7	0	0	0	.250	.125	0		
2019—Modesto	.074	8	27	2	2	0	0	1	3	0	0	0	5	0	20	1	0	0	.185	.219	0		
Inland Empire	.290	44	183	32	53	5	0	20	49	0	2	2	9	0	95	0	1	2	.645	.327	6		
Mobile	.206	27	107	5	22	3	0	1	10	0	0	1	8	0	55	1	1	3	.262	.267	6		
2020—																							

DID NOT PLAY - No Minor League Season

MINOR TOTALS		.209	421	1543	202	323	65	14	66	221	2	10	19	141	0	769	37	11	17	.398	.282	36
--------------	--	------	-----	------	-----	-----	----	----	----	-----	---	----	----	-----	---	-----	----	----	----	------	------	----

ANTHONY MULRINE

C

For information, see 2021 Angels Player Section.

JOSE NATERA

RHP

AGE: 21 BORN: Nov. 3, 1999 in Aragua de Barcelona, VZ

RESIDES: Albany, OR

HT.: 6-1 WT.: 180

BATS & THROWS: Right

ACQUIRED: Signed as an international free agent, July 2, 2016

HIGH SCHOOL: —

COLLEGE: —

FULL NAME: Jose Rafael Natera Maitan

SIGNED BY: Ender Gonzalez & Marlon Urdaneta (Angels)

Year	Club	W-L	ERA	G	GS	CG	GF	SHO	SV	IP	H	R	ER	HR	HB	BB	IBB	SO	WP	BK	BAA	
2017—Angels (DSL)	2-0	2.57	7	4	0	1	0	0	0	28.0	24	12	8	0	3	4	0	33	6	0	.218	
Angels (AZL)	0-3	8.55	7	5	0	0	0	0	0	20.0	25	22	19	1	2	13	0	20	5	5	.305	
2018—Angels (AZL)	0-4	4.17	11	9	0	0	0	0	0	36.2	50	29	17	2	2	11	0	38	16	0	.318	
Orem	0-1	9.00	2	2	0	0	0	0	0	7.0	11	7	7	0	2	5	0	5	3	1	.367	
2019—Angels (AZL)	1-2	6.19	6	2	0	1	0	0	0	16.0	19	11	11	4	0	8	0	22	7	1	.275	
Orem	2-3	7.40	6	1	0	0	0	0	0	20.2	30	20	17	4	0	9	0	18	4	0	.341	
2020—																						

DID NOT PLAY - No Minor League Season

MINOR TOTALS		5-13	5.54	39	23	0	2	0	0	128.1	159	101	79	11	9	50	0	136	41	7	.297
--------------	--	------	------	----	----	---	---	---	---	-------	-----	-----	----	----	---	----	---	-----	----	---	------

PACKY NAUGHTON

LHP

For information, see 2021 Angels Player Section.

MITCH NAY

INF

AGE: 27 BORN: Sept. 20, 1993 in Chandler, AZ

RESIDES: Chandler, AZ

HT.: 6-3 WT.: 200

BATS & THROWS: Right

ACQUIRED: Signed as minor league free agent, Dec. 29, 2020

HIGH SCHOOL: Hamilton HS (Chandler, AZ)

COLLEGE: —

FULL NAME: Mitchell Ellis Nay

SIGNED BY: N/A

Year	Club	AVG	G	AB	R	H	2B	3B	HR	RBI	SH	SF	HBP	BB	IBB	SO	SB	CS	GDP	SLG	OBP	E
2013—Bluefield	.300	64	230	41	69	11	0	6	42	0	3	0	25	0	35	0	1	7	.426	.364	17	
2014—Lansing	.285	120	473	57	135	34	3	5	39	0	3	3	39	0	79	6	2	11	.389	.342	19	
Dunedin	.189	11	37	2	7	1	0	0	1	0	0	0	3	0	9	0	0	1	.216	.250	2	
2015—Dunedin	.243	109	391	32	95	18	5	5	42	1	8	5	32	0	75	0	1	18	.353	.303	19	
2016—Blue Jays (GCL)	.091	8	22	1	2	0	0	0	0	0	0	1	0	0	9	0	0	0	.091	.130	0	
2017—Lansing	.222	61	252	26	56	9	2	10	40	0	6	2	15	0	57	0	0	7	.393	.265	5	
2018—Daytona	.271	69	251	28	68	18	2	5	44	0	2	3	25	2	57	1	1	9	.418	.342	16	
Pensacola	.262	63	221	36	58	10	0	6	26	0	2	5	31	0	43	2	0	8	.389	.363	5	
2019—Chattanooga	.304	82	253	48	77	22	2	13	54	0	4	2	25	1	48	1	0	11	.561	.366	3	
Louisville	.210	32	100	12	21	3	0	4	11	0	0	0	9	0	26	0	0	2	.360	.275	4	
2020—																						

DID NOT PLAY - No Minor League Season

MINOR TOTALS		.264	619	2230	283	588	126	14	52	319	1	28	21	204	3	438	10	5	74	.403	.327	90
--------------	--	------	-----	------	-----	-----	-----	----	----	-----	---	----	----	-----	---	-----	----	---	----	------	------	----

MINOR LEAGUE ORGANIZATIONAL PLAYERS



DREVIAN NELSON

OF

AGE: 21 BORN: Jan. 10, 2000 in Houston, TX

RESIDES: Houston, TX

HT.: 5-7

WT.: 175

BATS & THROWS: Right

ACQUIRED: 14th round of 2018 First-Year Player Draft

HIGH SCHOOL: North Shore HS (Harris, TX)

COLLEGE: —

FULL NAME: Dreavian Williams-Nelson

SIGNED BY: Rudy Vasquez (Angels)

Year	Club	AVG	G	AB	R	H	2B	3B	HR	RBI	SH	SF	HBP	BB	IBB	SO	SB	CS	GDP	SLG	OBP	E
2018	—Angels (AZL)	.217	30	92	11	20	3	0	0	3	0	0	1	10	0	31	6	2	2	.250	.301	2
2019	—Angels (AZL)	.262	30	103	12	27	7	1	1	18	0	0	2	13	0	31	2	3	6	.379	.356	5
	Orem	.233	12	30	6	7	3	0	0	2	0	0	1	4	0	10	0	0	2	.333	.343	2
2020	—	DID NOT PLAY - No Minor League Season																				
MINOR TOTALS		.240	72	225	29	54	13	1	1	23	0	0	4	27	0	72	8	5	10	.320	.332	9

DANIEL NUNAN

LHP

AGE: 20 BORN: May 25, 2000 in Somers Point, NJ

RESIDES: Ocean City, NJ

HT.: 6-6

WT.: 215

BATS & THROWS: Left

ACQUIRED: 12th round of 2018 First-Year Player Draft

HIGH SCHOOL: Ocean City HS (NJ)

COLLEGE: —

FULL NAME: Daniel Desmond Nunan

SIGNED BY: Ryan Leahy (Angels)

Year	Club	W-L	ERA	G	GS	CG	GF	SHO	SV	IP	H	R	ER	HR	HB	BB	IBB	SO	WP	BK	BAA	
2018	—	INJURED — DID NOT PLAY																				
2019	—Angels (AZL)	1-1	6.11	7	2	0	0	0	0	17.2	19	15	12	0	0	13	0	25	1	0	.264	
2020	—	DID NOT PLAY - No Minor League Season																				

LUIS NUÑEZ

RHP

AGE: 19 BORN: Sept. 19, 2001 in San Francisco de Macoris, DR

RESIDES: San Francisco de Macoris, DR

HT.: 6-2

WT.: 175

BATS & THROWS: Right

ACQUIRED: Signed as international free agent, July 2, 2018

HIGH SCHOOL: —

COLLEGE: —

FULL NAME: Luis Manuel Nuñez Arias

SIGNED BY: Frank Tejeda (Angels)

Year	Club	W-L	ERA	G	GS	CG	GF	SHO	SV	IP	H	R	ER	HR	HB	BB	IBB	SO	WP	BK	BAA	
2019	—Angels (DSL)	1-4	5.56	12	10	0	0	0	0	43.2	54	39	27	1	3	22	0	56	15	2	.298	
2020	—	DID NOT PLAY - No Minor League Season																				

JESUS ORTEGA

OF

AGE: 20 BORN: Jan. 18, 2001 in Valencia, VZ

RESIDES: Valencia, VZ

HT.: 6-0

WT.: 170

BATS & THROWS: Right

ACQUIRED: Signed as international free agent, Oct. 12, 2019

HIGH SCHOOL: —

COLLEGE: —

FULL NAME: Jesus Enrique Ortega Duran

SIGNED BY: Marlon Urdaneta & Joel Chicarelli (Angels)

Year	Club	AVG	G	AB	R	H	2B	3B	HR	RBI	SH	SF	HBP	BB	IBB	SO	SB	CS	GDP	SLG	OBP	E
2019	—Angels (AZL)	.242	23	66	6	16	3	1	0	6	0	0	1	9	1	22	1	1	1	.318	.342	7

OLIVER ORTEGA

RHP

AGE: 24 BORN: Oct. 2, 1996 in Nagua, DR

RESIDES: Nagua, DR

HT.: 6-0

WT.: 165

BATS & THROWS: Right

ACQUIRED: Signed as international free agent Dec. 10, 2014

HIGH SCHOOL: —

COLLEGE: —

FULL NAME: Oliver Ortega Holguin

SIGNED BY: Domingo Garcia & Alfredo Ulloa (Angels)

Year	Club	W-L	ERA	G	GS	CG	GF	SHO	SV	IP	H	R	ER	HR	HB	BB	IBB	SO	WP	BK	BAA	
2015	—Angels (DSL)	1-3	4.33	19	2	0	2	0	0	43.2	43	31	21	0	1	18	1	37	5	1	.254	
2016	—Angels (AZL)	2-3	2.83	8	5	0	1	0	0	28.2	15	9	9	1	2	10	0	27	3	0	.156	
2017	—	INJURED — DID NOT PLAY																				
2018	—Burlington	4-5	3.51	19	18	0	0	0	0	82.0	65	36	32	6	1	41	0	86	19	1	.215	
2019	—Inland Empire	4-5	3.34	21	16	5	0	0	2	94.1	67	44	35	8	2	49	0	121	11	1	.198	
	—	0-3	8.64	5	5	0	0	0	0	16.2	23	18	16	0	0	8	0	14	2	0	.319	
2020	—	DID NOT PLAY - No Minor League Season																				
MINOR TOTALS		11-19	3.83	72	46	5	3	0	2	265.1	212	138	113	15	6	126	1	285	40	3	.218	

THOMAS PANNONE

LHP

For information, see 2021 Angels Player Section.

KYREN PARIS

INF

AGE: 19 BORN: Nov. 11, 2001 in Berkeley, CA

RESIDES: Oakley, CA

HT.: 6-0

WT.: 165

BATS & THROWS: Right

ACQUIRED: Second round of 2019 First-Year Player Draft

HIGH SCHOOL: Freedom HS (Oakley, CA)

COLLEGE: —

FULL NAME: Kyren Terrell Paris

SIGNED BY: Brian Tripp (Angels)

Year	Club	AVG	G	AB	R	H	2B	3B	HR	RBI	SH	SF	HBP	BB	IBB	SO	SB	CS	GDP	SLG	OBP	E
2019	—Angels (AZL)	.300	3	10	4	3	1	0	0	2	0	0	0	3	0	4	0	0	0	.400	.462	2
2020	—	DID NOT PLAY - Participated at Angels Alternate Training Site																				



MINOR LEAGUE ORGANIZATIONAL PLAYERS

ADRIAN PEÑA

RHP

AGE: 18 BORN: Nov. 11, 2002 in Miranda, VZ

RESIDES: Miranda, VZ

HT.: 6-4 WT.: 180

BATS & THROWS: Right

ACQUIRED: Signed as international free agent, July 2, 2019

HIGH SCHOOL: —

COLLEGE: —

FULL NAME: Adrian Alberto Pena Pereira

SIGNED BY: Andres Garcia, Joel Chicarelli & Ender Gonzalez (Angels)

Year	Club	W-L	ERA	G	GS	CG	GF	SHO	SV	IP	H	R	ER	HR	HB	BB	IBB	SO	WP	BK	BAA	
2020—																						

DID NOT PLAY - No Minor League Season

DIEGO PEREZ

OF

AGE: 17 BORN: July 7, 2003 in San Cristobal, DR

RESIDES: San Cristobal, DR

HT.: 6-3 WT.: 170

BATS: Left THROWS: Right

ACQUIRED: Signed as international free agent, July 8, 2019

HIGH SCHOOL: —

COLLEGE: —

FULL NAME: Diego Samil Perez Rodriguez

SIGNED BY: Frank Tejada (Angels)

Year	Club	AVG	G	AB	R	H	2B	3B	HR	RBI	SH	SF	HBP	BB	IBB	SO	SB	CS	GDP	SLG	OBP	E	
2020—																							

DID NOT PLAY - No Minor League Season

SAMUEL PEREZ

LHP

AGE: 21 BORN: Nov. 29, 1999 in Barquisimeto, VZ

RESIDES: Barquisimeto, VZ

HT.: 5-11 WT.: 175

BATS & THROWS: Left

ACQUIRED: Signed as international free agent, July 3, 2018

HIGH SCHOOL: —

COLLEGE: —

FULL NAME: Samuel Jesus Perez Rodriguez

SIGNED BY: Andres Garcia (Angels)

Year	Club	W-L	ERA	G	GS	CG	GF	SHO	SV	IP	H	R	ER	HR	HB	BB	IBB	SO	WP	BK	BAA
2018—Angels (DSL)	2-0	1.44	13	0	0	0	10	0	2	31.1	28	9	5	0	1	3	0	32	4	2	.228
2019—Angels (DSL)	1-3	1.26	21	0	0	11	0	4		28.2	18	8	4	1	1	4	0	38	2	1	.182

DID NOT PLAY - No Minor League Season

2020—																							
MINOR TOTALS	3-3	1.35	34	0	0	0	21	0	6	60.0	46	17	9	1	2	7	0	70	6	3	.207		

DILLON PETERS

LHP

For information, see 2021 Angels Players Section.

KEINNER PIÑA

C

For information, see 2021 Angels Players Section.

ROBINSON PINA

RHP

AGE: 22 BORN: Nov. 26, 1998 in San Cristobal, DR

RESIDES: San Cristobal, DR

HT.: 6-4 WT.: 180

BATS & THROWS: Right

ACQUIRED: Signed as international free agent, Feb. 15, 2017

HIGH SCHOOL: —

COLLEGE: —

FULL NAME: Robinson Pina De Jesus

SIGNED BY: Francisco Tejada (Angels)

Year	Club	W-L	ERA	G	GS	CG	GF	SHO	SV	IP	H	R	ER	HR	HB	BB	IBB	SO	WP	BK	BAA
2017—Angels (DSL)	1-2	3.68	15	11	0	0	0	0	0	51.1	35	26	21	0	3	24	0	47	8	1	.188
2018—Angels (DSL)	2-0	4.02	8	0	0	8	0	1		15.2	12	10	7	0	2	6	0	26	2	0	.214
Angels (AZL)	1-1	3.14	6	1	0	1	0	0		14.1	12	9	5	0	5	0	17	4	0		.218
Orem	1-1	3.21	5	0	0	0	0	0		14.0	13	6	5	1	3	8	0	18	2	0	.245
2019—Burlington	5-8	3.83	26	21	0	4	0	1		108.0	85	58	46	5	9	61	0	146	7	1	.213

DID NOT PLAY - No Minor League Season

2020—																							
MINOR TOTALS	10-12	3.72	60	33	0	13	0	2	203.1	157	109	84	6	17	104	0	254	23	2	.210			

GLEYVIN PINEDA

INF/RHP

AGE: 24 BORN: Aug. 19, 1996 in Azua, DR

RESIDES: Azua, DR

HT.: 5-11 WT.: 160

BATS: Left THROWS: Right

ACQUIRED: Signed as international free agent Aug. 11, 2014

HIGH SCHOOL: —

COLLEGE: —

FULL NAME: Gleyvin Fernando Pineda Martinez

SIGNED BY: Rene Rojas & Alfredo Ulloa (Angels)

Batting:

Year	Club	AVG	G	AB	R	H	2B	3B	HR	RBI	SH	SF	HBP	BB	IBB	SO	SB	CS	GDP	SLG	OBP	E
2015—Angels (DSL)	.221	60	208	18	46	5	3	1	17	0	0	2	37	0	39	8	9	3	.288	.344	17	
2016—Angels (AZL)	.236	40	148	25	35	3	0	0	13	1	1	3	20	0	40	12	4	0	.257	.337	10	
2017—Angels (AZL)	.316	40	133	20	42	7	1	0	14	2	0	0	18	0	29	4	3	3	.383	.397	8	
2018—Burlington	.248	46	149	21	37	3	0	2	16	0	1	1	21	0	38	2	1	2	.309	.343	8	
2019—Burlington	.272	29	103	18	28	4	1	2	12	0	0	0	15	1	29	3	0	1	.388	.364	4	
Inland Empire	.250	89	324	28	81	9	2	2	38	3	3	3	34	1	93	3	3	12	.309	.324	12	

DID NOT PLAY - No Minor League Season

2020—																							
MINOR TOTALS	.253	304	1065	130	269	31	7	7	110	6	5	9	145	2	268	32	20	21	.315	.346	59		

Pitching:

Year	Club	W-L	ERA	G	GS	CG	GF	SHO	SV	IP	H	R	ER	HR	HB	BB	IBB	SO	WP	BK	BAA
2019—Inland Empire	0-0	0.00	1	0	0	1	0	0	0	0.2	0	0	0	0	0	0	0	1	0	0	.000

DID NOT PLAY - No Minor League Season

MINOR LEAGUE ORGANIZATIONAL PLAYERS



ADRIAN PLACENCIA

INF

AGE: 17 BORN: June 2, 2003 in Los Alcarrazos, DR

RESIDES: Santiago, DR

HT.: 5-11 WT.: 155

BATS: Switch THROWS: Right

ACQUIRED: Signed as international free agent, July 2, 2019

HIGH SCHOOL: —

COLLEGE: —

FULL NAME: Adrian Placencia Feliz

SIGNED BY: Jochy Cabrera & Rusbell Cabrera (Angels)

Year	Club	AVG	G	AB	R	H	2B	3B	HR	RBI	SH	SF	HBP	BB	IBB	SO	SB	CS	GDP	SLG	OBP	E	
2020—																							

DID NOT PLAY - No Minor League Season

ALEXANDER RAMIREZ

OF

AGE: 18 BORN: Aug. 29, 2002 in San Cristobal, DR

RESIDES: San Cristobal, DR

HT.: 6-2 WT.: 180

BATS & THROWS: Right

ACQUIRED: Signed as international free agent, Aug. 29, 2018

HIGH SCHOOL: —

COLLEGE: —

FULL NAME: Alexander Ramirez

SIGNED BY: Frank Tejada (Angels)

Year	Club	AVG	G	AB	R	H	2B	3B	HR	RBI	SH	SF	HBP	BB	IBB	SO	SB	CS	GDP	SLG	OBP	E
2019—	Angels (AZL)	.234	39	154	37	36	8	5	4	19	0	1	6	16	0	59	6	0	0	.429	.328	3

2020—

DID NOT PLAY - No Minor League Season

LUIS RAMIREZ

RHP

AGE: 23 BORN: Sept. 14, 1997 in Porlamar, VZ

RESIDES: Nueva Esparta, VZ

HT.: 5-11 WT.: 175

BATS & THROWS: Right

ACQUIRED: Signed as minor league free agent, July 14, 2019

HIGH SCHOOL: —

COLLEGE: —

FULL NAME: Luis Miguel Ramirez Acevedo

SIGNED BY: N/A

Year	Club	W-L	ERA	G	GS	CG	GF	SHO	SV	IP	H	R	ER	HR	HB	BB	IBB	SO	WP	BK	BAA
2016—	Phillies 2 (DSL)	1-0	1.04	23	0	0	22	0	11	26.0	18	8	3	0	1	11	1	26	1	0	.189
2017—	Williamsport	1-3	2.27	23	0	0	18	0	11	31.2	26	10	8	2	1	16	2	23	5	0	.226
2018—	Lakewood	0-4	4.41	22	0	0	10	0	1	32.2	40	21	16	3	3	13	0	40	4	1	.299
	Williamsport	0-4	6.08	12	0	0	10	0	3	13.1	17	12	9	2	0	6	1	14	1	2	.304
2019—	Clearwater	2-0	4.32	8	1	0	1	0	0	16.2	18	8	8	2	1	8	0	15	4	0	.281
	Reading	0-0	9.00	1	0	0	0	0	0	2.0	3	2	2	0	1	2	0	0	0	0	.333
	Lakewood	0-1	16.20	3	0	0	1	0	0	1.2	4	3	3	1	0	0	0	1	2	0	.444
	Williamsport	0-1	2.84	4	2	0	1	0	0	12.2	10	5	4	0	1	7	0	14	1	0	.213
	Burlington	0-1	2.55	13	0	0	4	0	1	24.2	19	8	7	2	0	6	0	28	2	1	.209

2020—

DID NOT PLAY - No Minor League Season

MINOR TOTALS		4-14	3.35	109	3	0	67	0	27	161.1	155	77	60	12	8	69	4	161	20	4	.250
---------------------	--	-------------	-------------	------------	----------	----------	-----------	----------	-----------	--------------	------------	-----------	-----------	-----------	----------	-----------	----------	------------	-----------	----------	-------------

JAKE REED

RHP

For information, see 2021 Angels Players Section.

CARLOS REINA

C

AGE: 22 BORN: Dec. 11, 1998 in Maracay, VZ

RESIDES: Mariara, VZ

HT.: 6-0 WT.: 175

BATS: Switch THROWS: Right

ACQUIRED: From Cincinnati in AAA Rule 5 Draft, Dec. 12, 2019

HIGH SCHOOL: —

COLLEGE: —

FULL NAME: Carlos Ruben Reina

SIGNED BY: Jose Fuentes (Reds)

Year	Club	AVG	G	AB	R	H	2B	3B	HR	RBI	SH	SF	HBP	BB	IBB	SO	SB	CS	GDP	SLG	OBP	E
2016—	Rojos (DSL)	.255	49	149	23	38	7	4	0	17	0	2	3	24	0	33	6	2	3	.356	.365	6
2017—	Rojos (DSL)	.324	46	139	27	45	6	2	1	20	0	3	0	17	0	24	3	2	5	.417	.390	3
2018—	Reds (AZL)	.220	26	82	14	18	4	2	2	11	0	1	3	10	0	18	3	0	2	.390	.323	3
2019—	Billings	.000	3	7	1	0	0	0	0	0	0	0	1	0	0	4	0	0	0	.000	.125	1
	Greeneville	.194	43	139	22	27	13	0	2	15	0	0	3	26	1	40	3	2	1	.331	.333	6

2020—

DID NOT PLAY - No Minor League Season

MINOR TOTALS		.248	167	516	87	128	30	8	5	63	0	6	10	77	1	119	15	6	11	.366	.353	19
---------------------	--	-------------	------------	------------	-----------	------------	-----------	----------	----------	-----------	----------	----------	-----------	-----------	----------	------------	-----------	----------	-----------	-------------	-------------	-----------

JOSE REYES

OF

AGE: 20 BORN: Sept. 22, 2000 in Santiago, DR

RESIDES: Santiago, DR

HT.: 6-2 WT.: 180

BATS: Left THROWS: Right

ACQUIRED: Signed as international free agent, July 2, 2017

HIGH SCHOOL: —

COLLEGE: —

FULL NAME: Jose Simon Reyes Mauriz

SIGNED BY: Jochy Cabrera (Angels)

Year	Club	AVG	G	AB	R	H	2B	3B	HR	RBI	SH	SF	HBP	BB	IBB	SO	SB	CS	GDP	SLG	OBP	E
2018—	Angels (DSL)	.225	63	227	36	51	12	8	2	27	0	2	4	37	1	74	9	6	4	.374	.341	3
2019—	Angels (AZL)	.237	47	186	28	44	11	6	1	22	0	0	1	22	1	59	5	3	2	.376	.321	10
	Orem	.263	10	38	6	10	1	0	3	8	0	0	1	4	0	13	0	0	0	.526	.349	0

2020—

DID NOT PLAY - No Minor League Season

MINOR TOTALS		.233	120	451	70	105	24	14	6	57	0	2	6	63	2	146	14	9	6	.388	.333	13
---------------------	--	-------------	------------	------------	-----------	------------	-----------	-----------	----------	-----------	----------	----------	----------	-----------	----------	------------	-----------	----------	----------	-------------	-------------	-----------





MINOR LEAGUE ORGANIZATIONAL PLAYERS

ERIK RIVERA

LHP/DH

AGE: 19 **BORN:** Apr. 2, 2001 in Caguas, PR
BATS & THROWS: Left
HIGH SCHOOL: Puerto Rico Baseball Academy (Gurabo)
FULL NAME: Erik Manuelle Rivera

RESIDES: Caguas, PR **HT.:** 6-2 **WT.:** 200
ACQUIRED: Fourth round of 2019 First-Year Player Draft
COLLEGE: —
SIGNED BY: Ralph Reyes (Angels)

Pitching:

Year	Club	W-L	ERA	G	GS	CG	GF	SHO	SV	IP	H	R	ER	HR	HB	BB	SO	WP	BK	BAA
2019—																				
2020—																				

DID NOT PITCH
DID NOT PLAY - No Minor League Season

Batting:

Year	Club	AVG	G	AB	R	H	2B	3B	HR	RBI	SH	SF	HBP	BB	IBB	SO	SB	CS	GDP	SLG	OBP	E
2019—	Angels (AZL)	.208	21	72	8	15	4	0	0	9	0	0	2	9	0	31	0	0	0	.264	.313	0
2020—																						

DID NOT PLAY - No Minor League Season

JERRYELL RIVERA

LHP

AGE: 21 **BORN:** Apr. 19, 1999 in Bayamon, PR
BATS & THROWS: Left
HIGH SCHOOL: Maria Teresa Pineiro HS (Puerto Rico)
FULL NAME: Jerryell Antonio Rivera Gonzalez

RESIDES: Toa Baja, PR **HT.:** 6-3 **WT.:** 180
ACQUIRED: 11th round of 2017 First-Year Player Draft
COLLEGE: —
SIGNED BY: Ralph Reyes (Angels)

Year	Club	W-L	ERA	G	GS	CG	GF	SHO	SV	IP	H	R	ER	HR	HB	BB	SO	WP	BK	BAA	
2017—	Angels (AZL)	1-0	1.64	8	1	0	0	0	0	11.0	7	2	0	0	3	0	11	2	0	.175	
2018—	Angels (AZL)	0-3	6.85	7	6	0	0	0	0	22.1	29	20	17	0	2	11	0	19	5	1	.312
	Orem	0-5	14.00	5	4	0	0	0	0	9.0	16	22	14	4	2	18	0	3	3	0	.410
2019—	Orem	1-3	6.89	10	9	0	0	0	0	32.2	38	37	25	7	0	23	0	31	6	0	.290
2020—																					
MINOR TOTALS		2-11	6.96	30	20	0	0	0	0	75.0	90	81	58	11	4	55	0	64	16	1	.297

DID NOT PLAY - No Minor League Season

WILLIAM RIVERA

OF

AGE: 20 **BORN:** Apr. 21, 2000 in San Juan, PR
BATS & THROWS: Right
HIGH SCHOOL: Puerto Rico Baseball Academy (Gurabo)
FULL NAME: William Miguel Rivera Roldan

RESIDES: Gurabo, PR **HT.:** 6-3 **WT.:** 185
ACQUIRED: 23rd round of 2018 First-Year Player Draft
COLLEGE: —
SIGNED BY: Ralph Reyes (Angels)

Year	Club	AVG	G	AB	R	H	2B	3B	HR	RBI	SH	SF	HBP	BB	IBB	SO	SB	CS	GDP	SLG	OBP	E
2018—	Angels (AZL)	.152	27	92	5	14	1	0	0	2	0	0	2	8	0	36	1	0	2	.163	.235	1
2019—	Angels (AZL)	.194	26	93	18	18	3	0	0	13	0	0	3	11	0	29	1	2	1	.226	.299	2
2020—																						
MINOR TOTALS		.173	53	185	23	32	4	0	0	15	0	0	5	19	0	65	2	2	3	.195	.268	3

DID NOT PLAY - No Minor League Season

GABRIEL RODRIGUEZ

C

AGE: 17 **BORN:** Sept. 29, 2002 in Barquisimeto, VZ
BATS & THROWS: Right
HIGH SCHOOL: —
FULL NAME: Gabriel Antonio Rodriguez Salazar

RESIDES: Lara, VZ **HT.:** 6-1 **WT.:** 155
ACQUIRED: Signed as international free agent, July 2, 2019
COLLEGE: —
SIGNED BY: Andres Garcia & Joel Chicarella (Angels)

Year	Club	AVG	G	AB	R	H	2B	3B	HR	RBI	SH	SF	HBP	BB	IBB	SO	SB	CS	GDP	SLG	OBP	E
2020—																						

DID NOT PLAY - No Minor League Season

HANSEL RODRIGUEZ

RHP

AGE: 24 **BORN:** Feb. 27, 1997 in Santo Domingo, DR
BATS & THROWS: Right
HIGH SCHOOL: —
FULL NAME: Hansel Antonio Rodriguez

RESIDES: Santo Domingo, DR **HT.:** 6-2 **WT.:** 170
ACQUIRED: Signed as minor league free agent, Nov. 17, 2020
COLLEGE: —
SIGNED BY: N/A

Year	Club	W-L	ERA	G	GS	CG	GF	SHO	SV	IP	H	R	ER	HR	HB	BB	IBB	SO	WP	BK	BAA
2014—	Blue Jays (GCL)	0-3	7.11	9	6	0	0	0	0	19.0	18	18	15	0	4	12	0	13	4	1	.257
2015—	Blue Jays (GCL)	1-2	4.68	10	7	1	2	0	0	42.1	48	25	22	1	1	10	0	37	4	2	.286
2016—	Bluefield	2-1	3.06	6	6	0	0	0	0	32.1	25	13	11	1	1	11	0	26	4	0	.203
	Tri-City	0-2	6.97	6	6	0	0	0	0	20.2	25	17	16	2	2	12	0	13	5	0	.298
2017—	Fort Wayne	7-9	3.80	35	10	0	20	0	10	90.0	76	44	38	6	3	31	0	103	12	0	.224
2018—	Padres 1 (AZL)	0-0	3.00	3	1	0	0	0	0	3.0	1	2	1	0	0	1	0	4	1	0	.077
	Padres 2 (AZL)	0-0	0.00	2	0	0	0	0	0	2.0	0	0	0	0	0	1	0	3	0	0	.000
	Lake Elsinore	2-0	3.86	8	0	0	1	0	0	9.1	4	4	4	2	2	5	0	11	1	0	.129
2019—	Lake Elsinore	3-1	2.92	19	0	0	8	0	0	24.2	19	12	8	0	1	7	1	32	3	1	.211
	Padres 2 (AZL)	1-0	0.00	2	0	0	0	0	0	2.0	1	1	0	0	0	0	0	4	0	0	.125
	Padres 1 (AZL)	1-0	0.00	3	0	0	0	0	0	4.0	2	0	0	0	0	0	0	4	0	0	.143
2020—																					
MINOR TOTALS		17-18	4.15	103	36	1	33	0	10	249.1	219	136	115	12	14	90	1	250	34	4	.232

DID NOT PLAY - No Minor League Season

MINOR LEAGUE ORGANIZATIONAL PLAYERS



JOSE M. RODRIGUEZ

RHP

AGE: 20 BORN: Sept. 8, 2000 in Santiago, DR

RESIDES: Santiago, DR

HT.: 6-3 WT.: 195

BATS & THROWS: Right

ACQUIRED: Signed as international free agent, July 2, 2017

HIGH SCHOOL: —

COLLEGE: —

FULL NAME: Jose Manuel Rodriguez Duran

SIGNED BY: Jochy Cabrera (Angels)

Year	Club	W-L	ERA	G	GS	CG	GF	SHO	SV	IP	H	R	ER	HR	HB	BB	IBB	SO	WP	BK	BAA
2018—	Angels (DSL)	0-0	0.00	2	2	0	0	0	0	6.0	2	1	0	0	0	3	0	7	1	0	.105
	Angels (AZL)	0-3	17.25	9	5	0	0	0	0	12.0	12	24	23	0	6	34	0	13	6	0	.279
2019—	Angels (AZL)	0-0	9.00	1	0	0	0	0	0	1.0	1	1	1	0	0	1	0	2	0	0	.250
2020—	DID NOT PLAY - Participated at Angels Alternate Training Site																				
MINOR TOTALS		0-3	11.37	12	7	0	0	0	0	19.0	15	26	24	0	6	38	0	22	7	0	.227

VICTOR RODRIGUEZ

LHP

AGE: 19 BORN: Dec. 15, 2000 in La Victoria, VZ

RESIDES: La Victoria, VZ

HT.: 5-11 WT.: 165

BATS & THROWS: Right

ACQUIRED: Signed as international free agent, Aug. 24, 2018

HIGH SCHOOL: —

COLLEGE: —

FULL NAME: Victor Daniel Rodriguez Longa

SIGNED BY: Andres Garcia & Marlon Urdaneta (Angels)

Year	Club	W-L	ERA	G	GS	CG	GF	SHO	SV	IP	H	R	ER	HR	HB	BB	IBB	SO	WP	BK	BAA
2019—	Angels (DSL)	2-2	2.93	12	4	0	3	0	0	40.0	42	23	13	1	2	22	0	41	4	2	.266
2020—	DID NOT PLAY - No Minor League Season																				

KEITH ROGALLA

RHP

AGE: 25 BORN: Sept. 15, 1995 in Melrose Park, IL

RESIDES: Oak Park, IL

HT.: 6-3 WT.: 205

BATS & THROWS: Right

ACQUIRED: 12th round of 2017 First-Year Player Draft

HIGH SCHOOL: Oak Park-River Forest HS (IL)

COLLEGE: Creighton University (Omaha, NE)

FULL NAME: Keith Edward Rogalla

SIGNED BY: Joel Murrice (Angels)

Year	Club	W-L	ERA	G	GS	CG	GF	SHO	SV	IP	H	R	ER	HR	HB	BB	IBB	SO	WP	BK	BAA
2017—	Orem	0-1	4.38	14	0	0	2	0	0	24.2	21	12	12	1	1	18	1	26	2	0	.228
2018—	Burlington	0-0	1.93	2	2	0	0	0	0	4.2	4	1	1	0	0	4	0	7	1	0	.222
2019—	Angels (AZL)	0-3	18.47	5	0	0	4	0	0	6.1	14	17	13	0	1	11	0	8	0	0	.412
	Orem	0-1	7.94	2	2	0	0	0	0	5.2	10	5	5	0	0	1	0	6	0	0	.400
	Burlington	1-2	3.80	6	4	0	1	0	0	23.2	22	10	10	1	0	10	0	29	2	0	.244
2020—	DID NOT PLAY - No Minor League Season																				
MINOR TOTALS		1-7	5.68	29	8	0	7	0	0	65.0	71	45	41	2	2	44	1	76	5	0	.274

DANIEL ROJAS

RHP

AGE: 19 BORN: Oct. 21, 2001 in Maracay, VZ

RESIDES: San Diego, CA

HT.: 6-2 WT.: 180

BATS & THROWS: Right

ACQUIRED: Signed as international free agent, July 2, 2018

HIGH SCHOOL: —

COLLEGE: —

FULL NAME: Daniel Alejandro Rojas Garcia

SIGNED BY: Andres Garcia & Marlon Urdaneta (Angels)

Year	Club	W-L	ERA	G	GS	CG	GF	SHO	SV	IP	H	R	ER	HR	HB	BB	IBB	SO	WP	BK	BAA
2019—	Angels (DSL)	0-4	9.20	11	7	0	1	0	1	30.1	32	39	31	5	2	21	0	26	12	0	.262
2020—	DID NOT PLAY - No Minor League Season																				

JOSE ROJAS

INF

For information, see 2021 Players Section

ADRIAN RONDON

INF

AGE: 22 BORN: July 7, 1998 in San Pedro de Macoris, DR

RESIDES: San Pedro de Macoris

HT.: 6-1 WT.: 190

BATS & THROWS: Right

ACQUIRED: From Rays for cash considerations, June 14, 2019

HIGH SCHOOL: —

COLLEGE: —

FULL NAME: Adrian Rondon

SIGNED BY: N/A

Year	Club	AVG	G	AB	R	H	2B	3B	HR	RBI	SH	SF	HBP	BB	IBB	SO	SB	CS	GDP	SLG	OBP	E
2015—	Rays (GCL)	.166	43	145	3	24	8	1	0	11	0	1	1	17	0	57	0	2	3	.234	.256	9
2016—	Princeton	.249	52	193	29	48	10	2	7	36	1	1	2	13	0	58	1	5	6	.430	.301	13
2017—	Bowling Green.221	107	394	53	87	12	2	9	48	1	5	5	33	0	129	4	2	11	.330	.286	15	
2018—	Bowling Green.170	47	171	17	29	13	0	0	14	0	1	0	9	0	57	1	0	7	.246	.210	18	
	Hudson Valley.195	46	164	16	32	10	0	4	23	0	1	2	16	0	39	0	0	8	.329	.273	11	
2019—	Orem	.315	30	111	19	35	7	2	5	19	0	1	0	10	0	21	2	0	2	.550	.369	4
	Burlington	.231	39	156	10	36	4	0	8	0	1	3	8	0	45	3	3	6	.256	.280	8	
2020—	DID NOT PLAY - No Minor League Season																					
MINOR TOTALS		.218	364	1334	147	291	64	7	25	159	2	11	13	106	0	406	11	12	43	.333	.280	78

MINOR LEAGUE





MINOR LEAGUE ORGANIZATIONAL PLAYERS

YORDI ROSARIO

RHP

AGE: 22 BORN: Jan. 30, 1999 in Monte Cristi, DR

RESIDES: Monte Cristi, DR

HT.: 6-2

WT.: 185

BATS & THROWS: Right

ACQUIRED: Signed as minor league free agent, Nov. 17, 2020

HIGH SCHOOL: —

COLLEGE: —

FULL NAME: Yordi Valentín Rosario

SIGNED BY: N/A

Year	Club	W-L	ERA	G	GS	CG	GF	SHO	SV	IP	H	R	ER	HR	HB	BB	IBB	SO	WP	BK	BAA
2016	— White Sox (DSL)	1-6	7.20	12	9	0	0	0	0	35.0	48	38	28	1	1	24	0	26	9	1	.320
2017	— White Sox (DSL)	4-2	2.26	14	14	0	0	0	0	71.2	56	23	18	0	2	26	0	64	11	2	.215
2018	— White Sox (DSL)	0-2	1.82	8	7	0	0	0	0	29.2	23	6	6	1	2	4	0	39	1	0	.221
	White Sox (AZL)	1-2	3.42	6	4	0	0	0	0	26.1	28	12	10	3	0	8	0	31	0	0	.267
2019	— Bristol	3-0	2.87	19	0	0	4	0	1	31.1	27	10	10	3	2	4	0	33	3	1	.227
2020	—									DID NOT PLAY - No Minor League Season											
MINOR TOTALS		9-12	3.34	59	34	0	4	0	1	194.0	182	89	72	8	7	66	0	193	24	4	.246

BEN ROWEN

RHP

For information, see 2021 Angels Players Section.

ZAC RYAN

RHP

AGE: 26 BORN: May 28, 1994 in Merrillville, IN

RESIDES: Valparaiso, IN

HT.: 6-1

WT.: 200

BATS & THROWS: Right

ACQUIRED: 23rd round of 2017 First-Year Player Draft

HIGH SCHOOL: Andean HS (IN)

COLLEGE: Georgia Tech

FULL NAME: Zachary Alexander Ryan

SIGNED BY: Todd Hogan (Angels)

Year	Club	W-L	ERA	G	GS	CG	GF	SHO	SV	IP	H	R	ER	HR	HB	BB	IBB	SO	WP	BK	BAA
2017	— Orem	0-1	6.48	7	0	0	6	0	2	8.1	9	6	6	2	0	3	1	11	1	0	.273
	Burlington	2-1	0.63	14	1	0	8	0	1	28.2	19	10	2	2	1	12	1	33	2	0	.181
2018	— Inland Empire	3-1	3.66	22	0	0	4	0	1	39.1	32	17	16	2	2	19	0	44	6	0	.227
	Mobile	1-4	5.68	20	0	0	9	0	2	31.2	35	22	20	1	4	21	0	31	3	0	.287
2019	— Mobile	2-2	2.16	10	0	0	6	0	3	16.2	10	5	4	0	2	7	0	22	2	0	.172
	Salt Lake	2-1	4.66	28	0	0	12	0	3	36.2	28	22	19	4	2	27	0	48	7	0	.207
2020	—									DID NOT PLAY - No Minor League Season											
MINOR TOTALS		10-10	3.74	101	1	0	45	0	12	161.1	133	82	67	11	11	89	2	189	21	0	.224

JOSE SALVADOR

LHP

AGE: 21 BORN: Sept. 21, 1999 in Santa Domingo, DR

RESIDES: Santo Domingo, DR

HT.: 6-2

WT.: 170

BATS & THROWS: Left

ACQUIRED: From Reds for Brian Goodwin, Sept. 2, 2020

HIGH SCHOOL: —

COLLEGE: —

FULL NAME: Jose Daniel Salvador

SIGNED BY: Gary Peralta (Reds)

Year	Club	W-L	ERA	G	GS	CG	GF	SHO	SV	IP	H	R	ER	HR	HB	BB	IBB	SO	WP	BK	BAA
2018	— Reds (DSL)	3-0	1.18	14	12	0	0	0	0	53.1	28	8	7	0	3	20	0	72	10	1	.155
2019	— Billings	0-0	3.86	3	3	0	0	0	0	11.2	10	5	5	1	0	3	0	15	1	0	.213
	Greeneville	2-3	5.05	11	11	0	0	0	0	46.1	50	27	26	6	1	16	0	57	9	1	.273
2020	—									DID NOT PLAY - Participated at Reds Alternate Training Site											
MINOR TOTALS		5-3	3.07	28	26	0	0	0	0	111.1	88	40	38	7	4	39	0	144	20	2	.214

EDWIN SANCHEZ

RHP

AGE: 20 BORN: Nov. 3, 2000 in Caguas, PR

RESIDES: Gurabo, PR

HT.: 6-0

WT.: 160

BATS & THROWS: Right

ACQUIRED: 13th round of 2019 First Year Player Draft

HIGH SCHOOL: B-You Academy (PR)

COLLEGE: —

FULL NAME: Edwin Jonays Sanchez

SIGNED BY: Ralph Reyes (Angels)

Year	Club	W-L	ERA	G	GS	CG	GF	SHO	SV	IP	H	R	ER	HR	HB	BB	IBB	SO	WP	BK	BAA
2019	—									DID NOT PLAY											
2020	—									DID NOT PLAY - No Minor League Season											

TULIO SANTA MARIA

RHP

AGE: 20 BORN: June 6, 2000 in Araucó, VZ

RESIDES: Ararucó, VZ

HT.: 6-4

WT.: 170

BATS & THROWS: Right

ACQUIRED: Signed as an international free agent, July 3, 2016

HIGH SCHOOL: —

COLLEGE: —

FULL NAME: Tulio Cesar Santa Maria Sanchez

SIGNED BY: Marlon Urdaneta (Angels)

Year	Club	W-L	ERA	G	GS	CG	GF	SHO	SV	IP	H	R	ER	HR	HB	BB	IBB	SO	WP	BK	BAA
2017	— Angels (DSL)	0-3	2.65	14	9	0	1	0	0	51	41	23	15	1	11	19	1	41	7	0	.230
2018	— Angels (AZL)	1-3	5.23	9	6	0	0	0	0	20.2	20	16	12	0	3	15	0	15	4	0	.263
2019	— Angels (AZL)	0-0	2.70	6	0	0	0	0	0	6.2	3	2	2	0	1	14	0	5	2	0	.158
2020	—									DID NOT PLAY - No Minor League Season											
MINOR TOTALS		1-6	3.33	29	15	0	1	0	0	78.1	64	41	29	1	15	48	1	61	13	0	.234

MINOR LEAGUE

MINOR LEAGUE ORGANIZATIONAL PLAYERS



NATANAEL SANTANA

OF

AGE: 19 BORN: July 27, 2001 in Maimon, DR
 BATS & THROWS: Right
 HIGH SCHOOL: —

RESIDES: Higuey, DR HT.: 6-3 WT.: 190
 ACQUIRED: Signed as international free agent, Apr. 1, 2019
 COLLEGE: —

FULL NAME: Natanael Santana Louis

SIGNED BY: Giovanni Hernandez, Aneudi Mercado & Joel Chicarelli (Angels)

Year	Club	AVG	G	AB	R	H	2B	3B	HR	RBI	SH	SF	HBP	BB	IBB	SO	SB	CS	GDP	SLG	OBP	E
2019	—Angels (DSL)	.258	54	182	34	47	5	1	5	27	0	2	10	34	0	66	12	4	0	.379	.399	4
2020	—	DID NOT PLAY - No Minor League Season																				

SCOTT SCHEBLER

OF

For information, see 2021 Angels Players Section.

CALEB SCIRES

OF

AGE: 22 BORN: Sept. 1, 1998 in Fairfield, TX
 BATS & THROWS: Left
 HIGH SCHOOL: Fairfield HS (TX)

RESIDES: Omaha, NE HT.: 6-0 WT.: 195
 ACQUIRED: 17th round of 2017 First-Year Player Draft
 COLLEGE: Navarro College (TX)

FULL NAME: Caleb Christopher Scires

SIGNED BY: Rudy Vasquez (Angels)

Year	Club	AVG	G	AB	R	H	2B	3B	HR	RBI	SH	SF	HBP	BB	IBB	SO	SB	CS	GDP	SLG	OBP	E
2017	—Angels (AZL)	.236	19	55	12	13	1	2	1	3	0	1	0	12	0	17	4	2	0	.382	.368	0
2018	—	INJURED - DID NOT PLAY																				
2019	—Orem	.238	36	130	22	31	7	1	7	19	0	1	3	22	0	61	3	1	0	.469	.359	0
2020	—	DID NOT PLAY - No Minor League Season																				
MINOR TOTALS		.238	55	185	34	44	8	3	8	22	0	2	3	34	0	78	7	3	0	.443	.362	0

DAWRY SEGURA

RHP

AGE: 17 BORN: Aug. 5, 2003 in Moca, DR
 BATS & THROWS: Right
 HIGH SCHOOL: —

RESIDES: Moca, DR HT.: 6-2 WT.: 140
 ACQUIRED: Signed as international free agent, Aug. 5, 2019
 COLLEGE: —

FULL NAME: Dawry Segura Almanzar

SIGNED BY: Jochy Cabrera & Aneudi Mercado (Angels)

Year	Club	W-L	ERA	G	GS	CG	GF	SHO	SV	IP	H	R	ER	HR	HB	BB	IBB	SO	WP	BK	BAA	
2020	—	DID NOT PLAY - No Minor League Season																				

ADAM SEMINARIS

LHP

AGE: 22 BORN: Oct. 19, 1998 in Pomona, CA
 BATS: Right THROWS: Left
 HIGH SCHOOL: Ruben S. Ayala HS (Chino Hills, CA)

RESIDES: Chino Hills, CA HT.: 6-0 WT.: 185
 ACQUIRED: Fifth Round of 2020 First-Year Player Draft
 COLLEGE: California State University, Long Beach

FULL NAME: Adam Joseph Seminaris

SIGNED BY: Ben Diggins (Angels)

Year	Club	W-L	ERA	G	GS	CG	GF	SHO	SV	IP	H	R	ER	HR	HB	BB	IBB	SO	WP	BK	BAA	
2020	—	DID NOT PLAY - Participated at Angels Alternate Training Site																				

ENDERJER SIFONTES

RHP

AGE: 19 BORN: Nov. 19, 2002 in Barcelona, VZ
 BATS & THROWS: Right
 HIGH SCHOOL: —

RESIDES: Bellflower, CA HT.: 6-0 WT.: 135
 ACQUIRED: Signed as international free agent, July 2, 2019
 COLLEGE: —

FULL NAME: Enderjer Jose Sifontes Diaz

SIGNED BY: Edner Gonzalez (Angels)

Year	Club	W-L	ERA	G	GS	CG	GF	SHO	SV	IP	H	R	ER	HR	HB	BB	IBB	SO	WP	BK	BAA	
2020	—	DID NOT PLAY - No Minor League Season																				

RYAN SMITH

LHP

AGE: 23 BORN: Aug. 13, 1997 in Queens, NY
 BATS & THROWS: Left
 HIGH SCHOOL: Garden City HS (NY)

RESIDES: Garden City, NY HT.: 5-11 WT.: 185
 ACQUIRED: 18th round of 2019 First-Year Player Draft
 COLLEGE: Princeton University (NJ)

FULL NAME: Ryan William Smith

SIGNED BY: Ryan Leahy (Angels)

Year	Club	W-L	ERA	G	GS	CG	GF	SHO	SV	IP	H	R	ER	HR	HB	BB	IBB	SO	WP	BK	BAA	
2019	—Orem	0-2	5.26	19	0	0	6	0	0	25.2	25	17	15	5	1	12	0	37	1	0	.250	
2020	—	DID NOT PLAY - No Minor League Season																				





MINOR LEAGUE ORGANIZATIONAL PLAYERS

TYLER SMITH

RHP

AGE: 25 **BORN:** Nov. 20, 1995 in Trafford, PA
BATS & THROWS: Right
HIGH SCHOOL: Penn-Trafford HS (PA)
FULL NAME: Tyler Todd Smith

RESIDES: Trafford, PA **HT.:** 6-0 **WT.:** 230
ACQUIRED: Eighth round of 2018 First-Year Player Draft
COLLEGE: Canisius College (NY)
SIGNED BY: Ryan Leahy (Angels)

Year	Club	W-L	ERA	G	GS	CG	GF	SHO	SV	IP	H	R	ER	HR	HB	BB	IBB	SO	WP	BK	BAA
2018	—Orem	2-1	3.95	17	0	0	3	0	1	27.1	27	14	12	3	1	14	0	32	5	1	.252
2019	—Burlington	5-5	5.05	23	0	0	14	0	6	35.2	33	23	20	3	5	12	0	40	2	0	.244
	Inland Empire	2-2	3.60	13	0	0	6	0	1	25.0	25	14	10	0	0	9	0	30	5	0	.272
2020	<i>DID NOT PLAY - No Minor League Season</i>																				
MINOR TOTALS		9-6	4.30	53	0	0	23	0	8	88.0	85	51	42	6	6	35	0	102	12	1	.254

LIVAN SOTO

INF

For information, see 2021 Angels Players Section.

MICHAEL STEFANIC

INF

AGE: 25 **BORN:** Feb. 24, 1996 in Boise, ID
BATS & THROWS: Right
HIGH SCHOOL: Timberline HS (ID)
FULL NAME: Michael Stefanic

RESIDES: Louisville, KY **HT.:** 5-10 **WT.:** 180
ACQUIRED: Signed as non-drafted free agent, July 19, 2018
COLLEGE: Westmont College (Montecito, CA)
SIGNED BY: W/A

Year	Club	AVG	G	AB	R	H	2B	3B	HR	RBI	SH	SF	HBP	BB	IBB	SO	SB	CS	GDP	SLG	OBP	E
2018	—Angels (AZL)	.393	9	28	2	11	0	1	0	4	1	0	0	4	0	2	0	0	0	.464	.469	2
	Orem	.222	5	9	1	2	0	0	0	1	0	0	1	0	0	3	0	1	0	.222	.300	0
2019	—Burlington	.333	22	72	5	24	5	1	0	10	0	0	2	6	0	8	2	2	4	.431	.400	2
	Inland Empire	.270	80	304	44	82	13	1	3	37	0	1	13	24	1	39	7	3	14	.349	.348	9
2020	<i>DID NOT PLAY - No Minor League Season</i>																					
MINOR TOTALS		.288	116	413	52	119	18	3	3	52	1	1	16	34	1	52	9	6	18	.368	.364	13

JOHN SWANDA

RHP

AGE: 22 **BORN:** Mar. 18, 1999 in Des Moines, IA
BATS & THROWS: Right
HIGH SCHOOL: Theodore Roosevelt HS (IA)
FULL NAME: John Thomas Swanda

RESIDES: Des Moines, IA **HT.:** 6-2 **WT.:** 185
ACQUIRED: Fourth round of 2017 First-Year Player Draft
COLLEGE: —
SIGNED BY: Joel Murrie (Angels)

Year	Club	W-L	ERA	G	GS	CG	GF	SHO	SV	IP	H	R	ER	HR	HB	BB	IBB	SO	WP	BK	BAA
2017	—Angels (AZL)	1-2	9.31	7	1	0	0	0	0	9.2	13	10	10	1	1	6	1	6	3	0	.333
2018	—Orem	0-4	4.50	10	0	0	0	0	0	30.0	37	20	15	4	2	7	0	26	3	1	.291
2019	—Burlington	0-1	3.86	4	4	0	0	0	0	11.2	12	6	5	0	1	5	0	8	1	0	.255
2020	<i>DID NOT PLAY - No Minor League Season</i>																				
MINOR TOTALS		1-7	5.26	21	15	0	0	0	0	51.1	62	36	30	5	4	18	1	40	7	1	.291

CHAD SYKES

RHP

AGE: 25 **BORN:** Feb. 11, 1996 in Durham, NC
BATS & THROWS: Right
HIGH SCHOOL: Voyager Academy (Durham, NC)
FULL NAME: Chad Mark Sykes

RESIDES: Ceedmoor, NC **HT.:** 5-11 **WT.:** 180
ACQUIRED: Tenth round of 2019 First-Year Player Draft
COLLEGE: University of North Carolina at Greensboro
SIGNED BY: Chris McAlpin (Angels)

Year	Club	W-L	ERA	G	GS	CG	GF	SHO	SV	IP	H	R	ER	HR	HB	BB	IBB	SO	WP	BK	BAA
2019	—Orem	1-0	7.45	7	0	0	2	0	1	9.2	9	10	8	1	0	5	0	15	4	0	.220
	Burlington	1-1	1.35	11	0	0	4	0	0	20.0	11	3	3	0	2	8	0	23	1	0	.159
2020	<i>DID NOT PLAY - No Minor League Season</i>																				
MINOR TOTALS		2-1	3.34	18	0	0	6	0	1	29.2	20	13	11	1	2	13	0	38	5	0	.182

GABRIEL TAPIA

RHP

AGE: 18 **BORN:** May 20, 2002 in Valencia, VZ
BATS & THROWS: Right
HIGH SCHOOL: —
FULL NAME: Alexander Gabriel Tapia Pimentel

RESIDES: Valencia, VZ **HT.:** 6-1 **WT.:** 160
ACQUIRED: Signed as international free agent, Dec. 20, 2018
COLLEGE: —
SIGNED BY: Andres Garcia (Angels)

Year	Club	W-L	ERA	G	GS	CG	GF	SHO	SV	IP	H	R	ER	HR	HB	BB	IBB	SO	WP	BK	BAA
2019	—Angels (DSL)	2-1	2.57	12	8	0	1	0	1	49.0	43	17	14	1	1	13	0	47	7	0	.234
2020	<i>DID NOT PLAY - No Minor League Season</i>																				

MINOR LEAGUE

MINOR LEAGUE ORGANIZATIONAL PLAYERS



CRISTOFER TEJADA

RHP

AGE: 19 BORN: June 1, 2001 in Santo Domingo, DR

RESIDES: Santo Domingo, DR

HT.: 6-1 WT.: 175

BATS & THROWS: Right

ACQUIRED: Signed as international free agent, July 2, 2019

HIGH SCHOOL: —

COLLEGE: —

FULL NAME: Cristofer Tejada

SIGNED BY: Rusbell Cabrera & Jochy Cabrera (Angels)

Year	Club	W-L	ERA	G	GS	CG	GF	SHO	SV	IP	H	R	ER	HR	HB	BB	IBB	SO	WP	BK	BAA
2019—	Angels (DSL)	0-2	6.19	6	3	0	0	0	0	16.0	17	13	11	3	0	7	0	17	1	0	.254
2020— <i>DID NOT PLAY - No Minor League Season</i>																					

FRANKLIN TORRES

C/INF

AGE: 24 BORN: Oct. 27, 1996 in Maracay, VZ

RESIDES: Maracay, VZ

HT.: 6-0 WT.: 175

BATS & THROWS: Right

ACQUIRED: Signed as international free agent, July 27, 2013

HIGH SCHOOL: —

COLLEGE: —

FULL NAME: Franklin Jesus Torres

SIGNED BY: Carlos Ramirez, Mauro Zerpa & Lebi Ochoa (Angels)

Year	Club	AVG	G	AB	R	H	2B	3B	HR	RBI	SH	SF	HBP	BB	IBB	SO	SB	CS	GDP	SLG	OBP	E
2014—	Angels (AZL)	.254	32	114	12	29	1	2	0	11	0	1	0	17	0	27	3	3	5	.298	.348	16
2015—	Angels (AZL)	.279	39	147	24	41	6	2	0	13	2	1	3	13	0	23	11	1	3	.347	.348	8
	Orem	.179	8	28	2	5	0	0	0	3	0	0	2	4	0	9	2	1	1	.179	.324	4
2016—	Orem	.225	29	111	17	25	5	0	0	16	3	1	0	12	0	24	2	2	2	.270	.298	11
2017—	Orem	.292	66	271	47	79	20	1	5	47	2	5	1	21	0	34	4	0	16	.428	.339	15
2018—	Burlington	.285	82	288	36	82	12	2	4	39	1	2	2	44	0	60	12	1	5	.382	.381	5
	Inland Empire	.216	12	51	8	11	1	1	3	8	0	1	0	4	0	12	0	0	2	.451	.268	2
2019—	Inland Empire	.257	91	346	45	89	17	2	3	32	1	2	3	53	3	102	1	1	10	.344	.359	9
2020— <i>DID NOT PLAY - No Minor League Season</i>																						
MINOR TOTALS		.266	359	1356	191	361	62	10	15	169	9	13	11	168	3	291	35	9	44	.360	.349	70

JULIO TORRES

LHP

AGE: 17 BORN: May 30, 2003 in La Vega, DR

RESIDES: La Vega, DR

HT.: 6-0 WT.: 165

BATS & THROWS: Left

ACQUIRED: Signed as international free agent, July 2, 2019

HIGH SCHOOL: —

COLLEGE: —

FULL NAME: Julio Torres

SIGNED BY: Jochy Cabrera & Aneudi Mercado (Angels)

Year	Club	W-L	ERA	G	GS	CG	GF	SHO	SV	IP	H	R	ER	HR	HB	BB	IBB	SO	WP	BK	BAA
2020— <i>DID NOT PLAY - No Minor League Season</i>																					

KYLE TYLER

RHP

AGE: 24 BORN: Dec. 27, 1996 in Oklahoma City, OK

RESIDES: Oklahoma City, OK

HT.: 6-0 WT.: 195

BATS & THROWS: Right

ACQUIRED: 20th round of 2018 First-Year Player Draft

HIGH SCHOOL: Westmoore HS (OK)

COLLEGE: University of Oklahoma (Norman)

FULL NAME: Kyle Wade Tyler

SIGNED BY: Billy Lipari (Angels)

Year	Club	W-L	ERA	G	GS	CG	GF	SHO	SV	IP	H	R	ER	HR	HB	BB	IBB	SO	WP	BK	BAA
2018—	Orem	1-1	5.11	15	0	0	9	0	2	24.2	26	14	14	5	0	6	0	22	6	0	.277
2019—	Burlington	7-1	2.64	21	16	2	5	1	2	102.1	72	34	30	8	1	35	0	87	5	0	.196
	Inland Empire	3-0	2.33	4	2	0	2	0	0	19.1	14	6	5	3	1	4	0	19	1	0	.197
2020— <i>DID NOT PLAY - No Minor League Season</i>																					
MINOR TOTALS		11-2	3.01	40	18	2	16	1	4	146.1	112	54	49	16	2	45	0	128	12	0	.211

REGGIE VALDEZ

RHP

AGE: 18 BORN: Oct. 15, 2002 in Nigua, DR

RESIDES: Columbia, MD

HT.: 6-2 WT.: 180

BATS & THROWS: Right

ACQUIRED: Signed as international free agent, July 2, 2019

HIGH SCHOOL: —

COLLEGE: —

FULL NAME: Reggie Sanders Valdez Cregue

SIGNED BY: Frank Tejada (Angels)

Year	Club	W-L	ERA	G	GS	CG	GF	SHO	SV	IP	H	R	ER	HR	HB	BB	IBB	SO	WP	BK	BAA
2020— <i>DID NOT PLAY - No Minor League Season</i>																					

WELMY VALERIO

RHP

AGE: 19 BORN: Mar. 16, 2002 in Boano, DR

RESIDES: Boano, DR

HT.: 5-11 WT.: 155

BATS & THROWS: Right

ACQUIRED: Signed as international free agent, XXXX

HIGH SCHOOL: —

COLLEGE: —

FULL NAME: Welmy Miguel Valerio Suero

SIGNED BY: Aneudi Mercado, Frank Tejada & Jochy Cabrera (Angels)

Year	Club	W-L	ERA	G	GS	CG	GF	SHO	SV	IP	H	R	ER	HR	HB	BB	IBB	SO	WP	BK	BAA
2020— <i>DID NOT PLAY - No Minor League Season</i>																					





MINOR LEAGUE ORGANIZATIONAL PLAYERS

CONNOR VAN SCOYOC

RHP

AGE: 21 BORN: Nov. 26, 1999 in Cedar Rapids, IA

RESIDES: Council Bluffs, IA HT.: 6-5 WT.: 200

BATS & THROWS: Right

ACQUIRED: 11th round of 2018 First-Year Player Draft

HIGH SCHOOL: Jefferson HS (IA)

COLLEGE: —

FULL NAME: Connor John Van Scoyoc

SIGNED BY: Drew Dominguez (Angels)

Year	Club	W-L	ERA	G	GS	CG	GF	SHO	SV	IP	H	R	ER	HR	HB	BB	IBB	SO	WP	BK	BAA
2018—										DID NOT PLAY											
2019—	Angels (AZL)	2-2	5.13	12	5	0	1	0	0	40.1	35	29	23	1	9	36	0	50	14	0	.230
2020—										DID NOT PLAY - No Minor League Season											

ANDERSON VARGAS

LHP

AGE: 19 BORN: Oct. 22, 2001 in Santiago, DR

RESIDES: Santiago, DR HT.: 5-9 WT.: 160

BATS & THROWS: Left

ACQUIRED: Signed as international free agent, July 2, 2019

HIGH SCHOOL: —

COLLEGE: —

FULL NAME: Anderson Marino Vargas De La Rosa

SIGNED BY: Jochy Cabrera & Aneudi Mercado (Angels)

Year	Club	W-L	ERA	G	GS	CG	GF	SHO	SV	IP	H	R	ER	HR	HB	BB	IBB	SO	WP	BK	BAA
2019—	Angels (DSL)	0-0	0.00	1	0	0	0	0	0	1.1	2	0	0	0	0	2	0	1	1	0	.400
2020—										DID NOT PLAY - No Minor League Season											

GREG VELIZ

RHP

AGE: 23 BORN: Apr. 10, 1997 in Key West, FL

RESIDES: Miami, FL HT.: 6-2 WT.: 200

BATS: Left THROWS: Right

ACQUIRED: 15th round of 2019 First-Year Player Draft

HIGH SCHOOL: North Broward Prep HS (Coconut Creek, FL)

COLLEGE: University of Miami (Coral Gables)

FULL NAME: Gregory Waldo Veliz

SIGNED BY: Ralph Reyes (Angels)

Year	Club	W-L	ERA	G	GS	CG	GF	SHO	SV	IP	H	R	ER	HR	HB	BB	IBB	SO	WP	BK	BAA
2019—	Orem	0-0	1.69	6	0	0	3	0	0	10.2	7	5	2	1	2	0	0	15	0	0	.175
	Burlington	2-2	4.82	13	0	0	8	0	2	18.2	16	13	10	1	1	9	0	21	3	0	.235
2020—										DID NOT PLAY - No Minor League Season											
MINOR TOTALS		2-2	3.68	19	0	0	11	0	2	29.1	23	18	12	2	3	9	0	36	3	0	.213

AROL VERA

INF

AGE: 18 BORN: Sept. 12, 2002 in Valencia, VZ

RESIDES: Valencia, VZ HT.: 6-3 WT.: 170

BATS: Switch THROWS: Right

ACQUIRED: Signed as international free agent, July 2, 2019

HIGH SCHOOL: —

COLLEGE: —

FULL NAME: Arol Josue Vera Perez

SIGNED BY: Andres Garcia & Joel Chicarelli (Angels)

Year	Club	AVG	G	AB	R	H	2B	3B	HR	RBI	SH	SF	HBP	BB	IBB	SO	SB	CS	GDP	SLG	OBP	E	
2020—																							
		DID NOT PLAY - No Minor League Season																					

JOSE VERRIER

INF/OF

AGE: 23 BORN: Dec. 2, 1997 in Matanzas, Cuba

RESIDES: Anaheim, CA HT.: 6-1 WT.: 180

BATS & THROWS: Right

ACQUIRED: Signed as international free agent, June 14, 2017

HIGH SCHOOL: —

COLLEGE: —

FULL NAME: Jose Antonio Verrier Aberja

SIGNED BY: Andres Garcia (Angels)

Year	Club	AVG	G	AB	R	H	2B	3B	HR	RBI	SH	SF	HBP	BB	IBB	SO	SB	CS	GDP	SLG	OBP	E
2018—	Angels (AZL)	.219	50	178	15	39	8	1	2	22	0	1	6	16	0	69	8	6	4	.309	.303	17
	Orem	.000	1	2	0	0	0	0	0	0	0	0	1	0	0	1	0	0	0	.000	.333	0
2019—	Orem	.227	65	220	33	50	11	3	11	29	0	1	13	35	0	98	5	4	5	.455	.364	2
2020—																						
MINOR TOTALS		.223	116	400	48	89	19	4	13	51	0	2	20	51	0	167	13	11	9	.388	.338	19

YEREMI VILLAHERMOSA

C

AGE: 18 BORN: Oct. 16, 2002 in Valencia, VZ

RESIDES: Bellflower, CA HT.: 5-9 WT.: 150

BATS: Switch THROWS: Right

ACQUIRED: Signed as international free agent, July 2, 2019

HIGH SCHOOL: —

COLLEGE: —

FULL NAME: Yeremi Xavier Villahermosa Pina

SIGNED BY: Andres Garcia & Joel Chicarelli (Angels)

Year	Club	AVG	G	AB	R	H	2B	3B	HR	RBI	SH	SF	HBP	BB	IBB	SO	SB	CS	GDP	SLG	OBP	E	
2020—																							
		DID NOT PLAY - No Minor League Season																					

LUIS VILORIA

LHP

AGE: 17 BORN: Sept. 24, 2003 in Puerto Cabello, VZ

RESIDES: Puerto Cabello, VZ HT.: 5-10 WT.: 150

BATS & THROWS: Left

ACQUIRED: Signed as international free agent, Jan. 15, 2021

HIGH SCHOOL: —

COLLEGE: —

FULL NAME: Luis Alfredo Viloria

SIGNED BY: Andres Garcia, Marlon Urdaneta & Joel Chicarelli (Angels)

Year	Club	W-L	ERA	G	GS	CG	GF	SHO	SV	IP	H	R	ER	HR	HB	BB	IBB	SO	WP	BK	BAA	
2021—																						

Will make professional debut in 2021

MINOR LEAGUE ORGANIZATIONAL PLAYERS



ANDREW WANTZ

RHP

AGE: 25 **BORN:** Oct. 13, 1995 in Erie, PA
BATS & THROWS: Right
HIGH SCHOOL: Holly Springs HS (NC)
FULL NAME: Andrew Hunter Wantz

RESIDES: Holly Springs, NC **HT.:** 6-4 **WT.:** 240
ACQUIRED: Seventh round of 2018 First-Year Player Draft
COLLEGE: University of North Carolina - Greensboro
SIGNED BY: Chris McAlpin (Angels)

Year	Club	W-L	ERA	G	GS	CG	GF	SHO	SV	IP	H	R	ER	HR	HB	BB	IBB	SO	WP	BK	BAA
2018	Orem	0-0	0.00	4	0	0	2	0	0	6.0	3	3	0	0	0	3	0	12	1	0	.130
	Burlington	1-2	3.71	14	0	0	3	0	0	17.0	11	8	7	2	0	12	0	35	2	0	.180
2019	Inland Empire	5-3	3.56	11	6	0	1	0	0	48.0	40	21	19	4	2	17	0	58	2	0	.221
	Mobile	0-6	7.13	13	12	0	0	0	0	48.0	59	42	38	12	4	26	0	54	3	0	.294
2020— <i>DID NOT PLAY - No Minor League Season</i>																					
MINOR TOTALS		6-11	4.84	42	18	0	6	0	0	119.0	113	74	64	18	6	58	0	159	8	0	.242

AUSTIN WARREN

RHP

AGE: 25 **BORN:** Feb. 5, 1996 in Fayetteville, NC
BATS & THROWS: Right
HIGH SCHOOL: Terry Sanford HS (NC)
FULL NAME: Austin Davis Warren

RESIDES: Fayetteville, NC **HT.:** 6-0 **WT.:** 170
ACQUIRED: Sixth round of 2018 First-Year Player Draft
COLLEGE: University of North Carolina at Wilmington
SIGNED BY: Chris McAlpin (Angels)

Year	Club	W-L	ERA	G	GS	CG	GF	SHO	SV	IP	H	R	ER	HR	HB	BB	IBB	SO	WP	BK	BAA
2018	Orem	0-0	7.11	4	0	0	0	0	0	6.1	11	5	5	1	0	4	0	11	2	0	.355
	Burlington	0-2	3.00	15	0	0	6	0	3	21.0	17	9	7	3	1	5	0	27	2	0	.224
2019	Inland Empire	2-7	3.30	27	0	0	9	0	2	43.2	39	21	16	5	1	21	0	63	4	0	.242
	Mobile	1-2	2.57	9	0	0	5	0	0	14.0	12	7	4	0	0	9	0	14	2	0	.218
MINOR TOTALS																					
		3-11	3.39	55	0	0	20	0	5	85.0	79	42	32	9	2	39	0	115	10	0	.245

HARRISON WENSON

C

For information, see 2021 Angels Players Section.

BRANDON WHITE

OF

AGE: 23 **BORN:** Aug. 28, 1997 in Altamonte Springs, FL
BATS & THROWS: Right
HIGH SCHOOL: Winter Springs HS (FL)
FULL NAME: Brandon Michael White

RESIDES: Winter Springs, FL **HT.:** 5-11 **WT.:** 160
ACQUIRED: 17th round of 2019 First-Year Player Draft
COLLEGE: West Virginia University (Morgantown)
SIGNED BY: Kennard Jones (Angels)

Year	Club	AVG	G	AB	R	H	2B	3B	HR	RBI	SH	SF	HBP	BB	IBB	SO	SB	CS	GDP	SLG	OBP	E
2019	Orem	.281	61	199	33	56	7	4	2	11	0	0	3	22	0	44	11	5	6	.387	.362	6
2020— <i>DID NOT PLAY - No Minor League Season</i>																						

IZZY WILSON

OF

AGE: 23 **BORN:** Mar. 6, 1998 in Saint Martin, Antilles
BATS: Left **THROWS:** Right

RESIDES: Santo Domingo, DR **HT.:** 6-3 **WT.:** 185
ACQUIRED: Signed as minor league free agent, Nov. 17, 2020
COLLEGE: —

FULL NAME: Israel Wilson

SIGNED BY: Luis Ortiz (Braves)

Year	Club	AVG	G	AB	R	H	2B	3B	HR	RBI	SH	SF	HBP	BB	IBB	SO	SB	CS	GDP	SLG	OBP	E
2015	Braves (GCL)	.222	48	144	29	32	5	1	10	22	1	0	2	26	0	56	3	4	1	.479	.349	8
2016	Danville	.192	38	130	19	25	8	1	2	12	1	0	1	14	0	51	6	2	1	.315	.276	1
2017	Danville	.250	17	68	11	17	2	3	4	12	0	0	0	9	0	18	2	0	1	.544	.338	4
	Rome	.262	43	168	28	44	3	3	2	20	0	2	3	18	0	52	9	3	2	.351	.340	3
2018	Rome	.229	68	223	38	51	10	2	6	25	4	1	1	28	0	77	11	4	2	.372	.316	5
	Florida	.215	40	135	16	29	5	1	2	10	1	1	0	14	0	43	5	1	1	.311	.287	0
2019	Florida	.177	45	124	20	22	5	2	2	6	0	0	1	18	0	54	7	1	0	.298	.287	7
	Bowling Green	.235	25	85	11	20	1	1	3	13	0	0	2	11	0	28	7	2	3	.376	.337	3
	Charlotte	.270	20	63	7	17	5	1	1	8	0	0	0	11	0	19	3	2	0	.429	.378	1
MINOR TOTALS																						
		.225	344	1140	179	257	44	15	32	128	7	4	10	149	0	398	53	19	11	.375	.319	32

KEAN WONG

INF

For information, see 2021 Angels Players Section.





MINOR LEAGUE ORGANIZATIONAL PLAYERS

EDWIN YON

OF

AGE: 22 **BORN:** July 24, 1998 in La Romana, DR

RESIDES: La Romana, DR

HT.: 6-5 **WT.:** 180

BATS & THROWS: Right

ACQUIRED: From Cincinnati in AAA Rule 5 Draft, Dec. 12, 2019

HIGH SCHOOL: —

COLLEGE: —

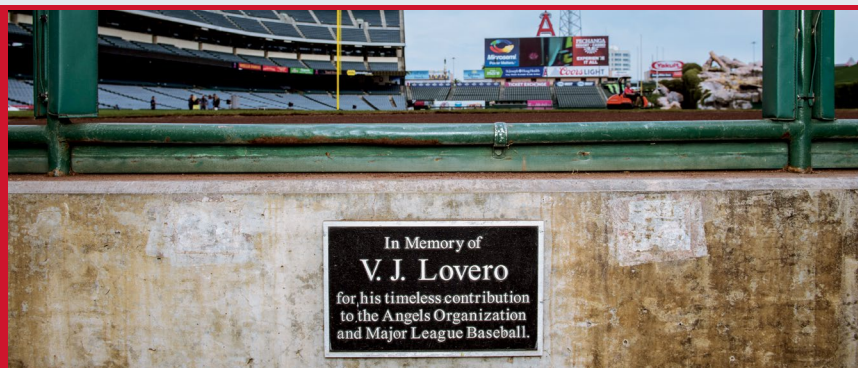
FULL NAME: Edwin Alexander Yon

SIGNED BY: Richard Jiminez (Reds)

Year	Club	AVG	G	AB	R	H	2B	3B	HR	RBI	SH	SF	HBP	BB	IBB	SO	SB	CS	GDP	SLG	OBP	E	
2015	—Reds (DSL)	.192	34	104	17	20	3	1	0	6	0	0	1	15	0	42	3	3	2	.240	.300	0	
2016	—Rojos (DSL)	.239	51	180	19	43	6	0	3	28	1	0	4	24	1	62	4	1	4	.322	.341	5	
2017	—Reds (AZL)	.165	24	85	6	14	2	2	0	13	0	2	1	8	0	44	0	0	0	.235	.240	0	
2018	—Reds (AZL)	.227	25	88	12	20	6	2	0	9	0	0	0	11	0	36	2	1	0	.341	.313	0	
	Greeneville	.263	18	57	8	15	2	1	4	11	0	0	1	5	0	21	1	0	3	.544	.333	1	
2019	—Billings	.287	35	129	23	37	6	1	4	10	0	0	0	11	0	61	0	0	2	.442	.343	3	
2020	—	<i>DID NOT PLAY - No Minor League Season</i>																					
MINOR TOTALS		.232	187	643	85	149	25	7	11	77	1	2	7	74	1	266	10	5	11	.344	.317	9	

MINOR LEAGUE

V.J. LOVERO PHOTO WELL



V.J. Lovero, considered by many as one of the top sports photographers in the country, passed away much too soon on January 12, 2004 after a four-year battle with cancer. Despite his circumstances, he remained optimistic about life, and continued to focus on his photography, family and friends. For years, we were privileged to view the beauty of baseball through the eyes of his lens. His photographs captured the essence, emotion, artistry and even humor of our great game.

His career included covering the two Anaheim sports franchises in addition to serving Sports Illustrated as one of its premier photographers. After joining SI in 1985, his work graced the cover of the magazine an amazing 39 times. V.J. also covered numerous World Series, Stanley Cup Finals, Super Bowls, championship fights and Olympic Games.

V.J. left something behind for all who knew him. His life reminds us there are countless moments in our lives to be treasured. We are fortunate that many of his professional "moments" were preserved with a photograph.

2020 YEAR IN REVIEW

VAAIR A STAR ALLIANCE MEMBER EVA AIR ANGELS





2020 SEASON REVIEW



FRONT ROW (L-R): Jason Brown, John Mallee, José Molina, Brian Butterfield, Mike Gallego, Joe Maddon, Mickey Callaway, Paul Sorrento, Matt Wise, Manny Del Campo

SECOND ROW (L-R): Yoichi Terada, Adam Auer, Bernard Li, Mike Ashman, Cam Bedrosian, Franklin Barreto, Max Stassi, Luis Rengifo, David Fletcher, Jared Walsh, Taylor Ward, Hansel Robles, Ryan Garko, Adam Nevala, Will Lenzner, Eric Munson

THIRD ROW (L-R): Tim Buss, Sean Johnson, Mike Mayers, Jaime Barria, Dylan Bundy, Justin Upton, Anthony Rendon, Albert Pujols, Mike Trout, Andrelton Simmons, Jo Adell, Anthony Bemboom, Félix Peña, Lee Fioocchi, Ippai Mizuhara

TOP ROW (L-R): Hoby Milner, Patrick Sandoval, Griffin Canning, Julio Teheran, Shohei Ohtani, Ty Buttrey, Andrew Heaney, Noé Ramirez, Matt Andriese, Jacob Barnes

WELCOME HOME JOE After spending the first 30 seasons of his professional baseball career as a member of the Angels organization, **Joe Maddon** returned as the new Angels manager for the 2020 season, replacing **Brad Ausmus**, who posted a 72-90 record in his lone season as LAA skipper...Maddon was appointed on Oct. 16, 2019 after previously serving as manager of the Rays (2006-14) and Cubs (2015-19)...He became the 18th different full-time field manager for the Angels franchise...Before returning to the Angels, Maddon compiled a 1252-1068 (.540) career managerial record during his time with the Rays, Cubs and interim managerial stints with the Angels in 1996 (8-14) and 1999 (19-10)...The three-time Manager of the Year led the Cubs to a World Series Championship in 2016 and the Rays to an A.L. Championship in 2008.

THE SHUTDOWN On March 13, Major League Baseball announced that all Spring Training were suspended indefinitely due to the COVID-19 pandemic...After over three months without baseball activity, MLB announced on June 23 that the 2020 regular season would consist of 60 games with Opening Day taking place on July 23 and 24...The Angels opened Summer Camp at Angel Stadium and at the Alternate Training Site (Blair Field in Long Beach, CA) on July 3 and held practices daily until the start of the regular season.

ANGELS OVERALL The 2020 Angels completed their 60th MLB campaign (55th in Anaheim) with an 26-34 (.433) mark, in fourth place in the A.L. West (-10.0)...Finished under .500 for a fifth consecutive season...First time with five consecutive full losing seasons since 1971-77...Club was 6-11-3 in 20 series...Halos were 16-15 at home and 10-19 on road...Angels were 19-21 vs. A.L. West and 7-13 against N.L. West foes...Club went on a season-long five-game win streak Sept. 3-6 and remained mathematically alive for a postseason berth until the final series of the regular season.

SHORTENED SEASON 2020 represented the fifth officially shortened season in Angels history and the 10th season playing fewer than 162 games...The four previous officially shortened seasons were due to player strikes: 1972 (155 games), 1981 (110 games), 1994 (115 games) and 1995 (145 games)...The Angels had an additional five seasons where postponed games were not made up: Halos played 161 games four times (1963, 1967, 1975, 1996) and 160 games in 1980.

THE BIG (EMPTY) A Due to the pandemic, no fans were in attendance at any Major League ballparks during the 2020 regular season...The Angels held a streak of reaching the three million mark in home attendance in 17 consecutive full seasons from 2003-19; the streak was matched only by the New York Yankees (21 consecutive seasons).

GOING GOLD **Griffin Canning** was named as the winner of the 2020 American League Rawlings Gold Glove Award at pitcher...He is just the second Angels pitcher to win the award, joining **Mark Langston**, who won five straight from 1991-95...Canning tied for the American League lead among pitchers with three Defensive Runs Saved during the 2020 regular season and also posted a .938 fielding percentage, committing just one error in 16 total chances...Across his 11 starts on the mound for the Angels, he tied for second among A.L. pitchers in total chances (16) and assists (8) and tied for third with seven putouts.

2020 SEASON REVIEW



MILESTONE MACHINE Albert Pujols wrapped up the 2020 season with 662 career home runs, having passed **Willie Mays** (660 HR) on Sept. 18 for fifth place on the all-time home run list...Tallied his 2,087th career RBI on Aug. 24, which passed **Alex Rodriguez** for second place on the ELIAS all-time RBI list (since the RBI became an official stat in 1920)... Recorded career double #669 on Sept. 12 which passed **Craig Biggio** for fifth all-time...He also ranks 14th on all-time hit list with 3,236 (**Nap Lajoie** is 13th with 3,252)...Has now homered off of 428 different pitchers; passed Rodriguez (422 different pitchers) for second all-time and trails only **Barry Bonds** (449 different pitchers).

AMONG THE LEADERS In his first year with Angels, **Dylan Bundy** ranked among A.L. leaders with six wins (T4th), a 1.04 WHIP (5th), a .208 (51/245) batting average against (6th), a 3.29 ERA (65.2 IP - 24 ER) (9th) and 72 strikeouts (T9th)... Finished ninth in A.L. Cy Young Award voting, receiving a third place vote and two fifth place votes.

A TRADITION UNLIKE ANY OTHER Angels opened the 2020 season on July 24 at Oakland and dropped a 7-3 decision in 10 innings...Marked the fourth straight and eighth overall Opening Day meeting against Athletics...Angels became first team all-time to play four consecutive Opening Day games in the same road ballpark (STATS LLC)...Due to MLB rule changes for the 2020 season, **Shohei Ohtani** became the first baserunner in Major League history to start an inning on second base, when the Angels came to the plate in the top of the 10th inning.

FISH FACTS

- **Mike Trout** finished third in American League with a .993 OPS, marking the ninth straight year placing in the Top 3 in the A.L. in that category...Also finished among A.L. leaders with 17 HR (3rd), 46 RBI (3rd), 28 extra-base hits (3rd), 41 runs scored (4th), 120 total bases (4th), a .390 on-base percentage (4th) and .603 slugging percentage (4th).
- Finished fifth in American League Most Valuable Player voting...Marks ninth consecutive season finishing in Top 5 of MVP voting, extending his Major League record since the BBWAA began voting for MVP in 1931.
- On Sept. 5 in Game 1 of a doubleheader vs. Houston, hit his 300th career home run and established a new franchise record, breaking the previous mark held by **Tim Salmon** (299)...Became the 16th player in Major League history to hit 300 home runs before turning 30 and was the 11th fastest (by age) to reach the mark.
- Tabbed as a Louisville Silver Slugger for the eighth time in career...Became first player to win the award eight times by age-28 season...Fifth player to win at least eight Silver Sluggers in the American League, joining Alex Rodriguez (10), Manny Ramirez (9), Cal Ripken Jr. (8) and Wade Boggs (8)...Third Major Leaguer to win the award eight times as an outfielder, joining Barry Bonds (12) and Ramirez (8).
- Honored as the Angels Team MVP for the ninth straight season, which extended his franchise record...Selected to All-MLB First Team for second consecutive year.

ANGELS AT A GLANCE

Final record	26-34
Home record	16-15
Road record	10-19
Last 5 games	2-3
Last 10 games	6-4

Number of Days...

In First place.....	0
In Second place.....	1
In Third place.....	9
In Fourth place.....	36
In Fifth place.....	20

WHEN ANGELS...

Scored First	17-10
Opponent Scored First	9-24
Scored 3 or Fewer Runs	2-16
Scored 4 or More Runs	24-18
Allowed 3 or Fewer Runs	17-4
Allowed 4 or More Runs	9-30
Lead after 6 innings	20-3
Trail after 6 innings	3-26
Tied after 6 innings	3-5
Lead after 7 innings	17-2
Trail after 7 innings	2-26
Tied after 7 innings	4-5
Lead after 8 innings	21-1
Trail after 8 innings	1-28
Tied after 8 innings	1-4
Extra innings	3-5
Comeback wins/losses	13-15
Win/lose in final at-bat.....	9-6
Walk-off wins/losses	4-3
Vs. LHSP	9-10
Vs. RHSP	17-24
Out-hit opponent.....	21-6
Fewer hits than opponent	3-22
Opponent has equal hits	2-6
Collect 10-or-more hits	13-7
Allow 10-or-more hits	4-16
Hit a home run	23-26
Allow a home run.....	16-28
Commit an error	30-36
No errors.....	11-14

MONTHLY RECORDS

Mar./Apr.....	DNP (13-17 in '19)
May	DNP (14-13 in '19)
June	DNP (15-13 in '19)
July	2-6 (14-11 in '19)
Aug.....	10-18 (9-18 in '19)
Sept.....	14-9 (7-18 in '19)

2020 SERIES RECORD

6-11-3

2020 SEASON REVIEW



PITCHING COMPARISON

WITH A.L. RANKING

	2019	2020
ERA	5.12 (12th)	5.09 (13th)
BAA	.254 (7th)	.245 (9th)
WHIP	1.38 (8th)	1.32 (9th)
ERA - SP	5.64 (15th)	5.52 (14th)
ERA - RP	4.64 (10th)	4.63 (10th)
BB	576 (10th)	199 (8th)
SO	1,404 (7th)	523 (T7th)

OFFENSIVE COMPARISON

WITH A.L. RANKING

	2019	2020
RUNS	769 (T7th)	294 (4th)
AVG	.247 (10th)	.248 (5th)
HR	220 (10th)	85 (5th)
SLG	.422 (11th)	.430 (5th)
OBP	.324 (7th)	.332 (2nd)
XBH	509 (11th)	190 (5th)
OPS	.746 (9th)	.762 (5th)

TEAM BATTING Angels batted .248 (5th in A.L.) with 294 runs (4th), 501 hits (5th), 85 home runs (5th), 190 extra-base hits (5th), 285 RBI (4th) and 21 stolen bases (11th)...Ranked 2nd in OBP (.332), 5th in slugging (.430) and 5th in OPS (.762)...Club's .268 home average was 3rd in A.L. while .227 road clip ranked 11th...Halo batters struck out third-fewest in A.L. (490) and walked 239 times (T3rd)...Club batted .247 (124/502) with RISP to rank 9th in A.L.

PITCHING RANKS Halos' pitching staff ranked 13th in A.L. in ERA (5.09), T8th in shutouts (2), T7th in strikeouts (523), 8th in walks surrendered (199), 11th in fewest hits allowed (492), 12th in fewest home runs allowed (82), 4th in innings pitched (525.1), 5th in relief innings (254.2), 12th in saves (12) and 11th in batting average against (.231).

TEAM FIELDING Angels fielded .983 as a team, which ranked 9th in the A.L....36 errors were 7th most in the A.L....LAA turned 36 double plays (second fewest in A.L.)...Catchers had 25.3% caught stealing pct. (17/67).

WE WENT TO JARED In September, Jared Walsh was named American League Rookie of the Month after batting .337 (29/86) with 18 runs scored, four doubles, two triples, nine home runs, 26 RBI, five walks and a 1.113 OPS across 22 games played...He logged an RBI and run scored in nine consecutive games (Sept.6-17), which is the longest streak by a rookie in MLB, since RBI became an official statistic in 1920...His nine HR and 26 RBI were both one shy of matching Angels records for September.

RELIEVER OF THE MONTH Mike Mayers was recognized in September as American League Reliever of the Month...In 14 appearances, he posted a 2-0 record with 25 strikeouts and a pair of saves...Recorded a 0.98 ERA (18.1 IP - 2 ER) and allowed just five walks and seven hits...Did not allow a hit across nine scoreless outings from Sept. 5-21, tallying 17 strikeouts while permitting just a pair of walks over 13.2 innings of relief.

ANTHONY THE ANGEL After signing a seven-year contract, Anthony Rendon completed his first season in an Angels uniform batting .286 (54/189) with 11 doubles, one triple, nine home runs and 31 RBI in 52 games...He ranked second in American League with a .418 on-base percentage, fourth with 38 walks and was ninth with a .916 OPS.

DAVID FLETCHER Infielder David Fletcher ranked third in American League with a .319 (66/207) batting average, tied for fifth in the league with 66 hits and was eighth with a .376 on-base percentage...He was a nominee at shortstop for 2020 All-MLB Team and was recognized by Major League Baseball on Aug. 17 for the "Play of the Week" after making a backhanded stop and delivering an off-balance throw to retire Mookie Betts...He also compiled a career-best 16 game hit streak (July 31-Aug. 17) which was third longest streak in A.L. in 2020.

JO IN THE SHOW Angels top prospect Jo Adell made his Major League debut on Aug. 4 at Seattle...The first round pick in the 2017 First-Year Player Draft (10th overall) hit his first two MLB homers on Aug. 29 vs. Seattle...At 21 years, 143 days old, he was the youngest player to homer for the Angels since Mike Trout (21.054) in 2012 and became the third youngest Angels player ever with a multi-HR game, behind Trout (20.023) & Tom Brunansky (20.234).

2020 OFFENSIVE LEADERS

AVG	.319	Fletcher
RUNS	41	Trout
HITS	66	Fletcher
XBH	28	Trout
HR	17	Trout
RBI	46	Trout
OBP	.418	Rendon
SLG	.603	Trout
OPS	.993	Trout

2020 PITCHING LEADERS

WINS	6	Bundy
GAMES	29	Mayers
ERA- SP	3.29	Bundy
ERA - RP	2.10	Mayers
BAA	.208	Bundy
INNINGS	66.2	Heaney
STRIKEOUTS	72	Bundy
WHIP	1.04	Bundy
SAVES	5	Buttrey

2020 SEASON REVIEW



TWO-WAY SHOHEI Shohei Ohtani made his return to the mound on July 26 at Oakland, marking his first start as a pitcher since Sept. 2, 2018...He ultimately made two starts as a pitcher before being diagnosed with a grade 1-2 strain of the flexor pronator mass and playing the rest of the season exclusively as a hitter...Became first player to make multiple starts as a pitcher and non-pitcher in multiple MLB seasons since Bobby Reis for the 1935 Brooklyn Dodgers (8 as a position player, 2 starts as a pitcher) and 1938 Boston Bees (4 starts as a position player, 2 starts as a pitcher) (ELIAS)...(Braves franchise played as the Boston Bees from 1936-40).

LETS PLAY TWO Due to the potential impact of Tropical Storm Laura, the Angels had a pair of games rescheduled as parts of doubleheaders which were played Aug. 25 at Minute Maid Park and Sept. 5 at Angel Stadium...With 2020 rule changes, the doubleheaders consisted of a pair of seven-inning games...Although Angels served as the “road team” and batted first in Game 2 on Sept. 5 at The Big A, stats/records from that contest officially count towards “home” totals...According to the Official Baseball Rules, the “home” team is considered based on the venue in which the game is being played...As a result, Angels played 31 home games and 29 road games in 2020.

DYNAMIC DUO On Sept. 26, Jahmai Jones and Elliot Soto became the first duo in Angels history to record their first career Major League hits in consecutive plate appearances...They also became the first pair of Angels teammates to make their first Major League starts in the same game since Sept. 24, 2010 (Mark Trumbo & Andrew Romine).

NICK ADENHART AWARD The **Nick Adenhardt Award**, annually voted on by Angels players, goes to the top pitching performer for the season...2020 recipient was **Dylan Bundy**...In his first season with the Angels, the right-hander went 6-3 with a 3.29 ERA (65.2 IP - 24 ER) in 11 starts...He recorded 72 strikeouts while walking only 17 and held opponents to a .208 (51/245) batting average.

TEAM MVP For the ninth straight season, **Mike Trout** was voted by his teammates as the Angels Most Valuable Player (extending his club record)...In 53 games, he batted .281 (56/199) with 41 runs scored, nine doubles, two triples, 17 home runs, 46 RBI, 35 walks, a .390 OBP, .603 slugging percentage and .993 OPS.

ROBERTO CLEMENTE AWARD For the first time in his career, **Mike Trout** was named the Angels nominee for the Roberto Clemente Award which is given to a player who exemplifies “the game of baseball, sportsmanship, community involvement, and the individual’s contribution to his team.”...Trout and his wife Jessica work with the American Foundation for Suicide Prevention as benefactors for the organization to raise awareness after losing Jessica’s brother Aaron Cox two years ago...The couple also works with Tiny Turnip, an apparel company to lead an initiative called “Your Game Isn’t Over Yet;” The design consists of a baseball and glove in the shape of the semicolon “;” as it is the symbol for suicide prevention...Trout has also participated in countless Make-A-Wish visits to Angel Stadium, making s a special effort to ensure each child has a unique and unforgettable experience...He has been a regular participant in the Angels Baseball Foundation’s visits to children’s hospitals and has recorded many video messages to encourage children around the country who are fighting their own battle with illnesses and setbacks.



2020 SEASON REVIEW



TEAM BATTING

Runs, Game, Angels	16	-	8/29 vs. SEA
Runs, Game, Opponents	11	-	Twice; 8/24 @ HOU & 9/2 vs. SD
Runs, Inning, Angels	7	-	9/21 vs. TEX (4th)
Runs, Inning, Opponents	8	-	9/2 vs. SD (8th)
Hits, Game, Angels	14	-	Twice; 8/10 vs. OAK & 9/17 vs. ARI
Hits, Game, Opponents	13	-	Twice; 7/29 vs. SEA & 9/4 vs. HOU
Hits, Inning, Angels	6	-	8/11 vs. OAK (4th)
Hits, Inning, Opponents	5	-	Three times; last, 9/2 vs. SD (8th)
Extra-Base Hits, Game, Angels	9	-	9/5 vs. HOU
Extra-Base Hits, Game, Opponents	8	-	9/15 vs. ARI
Home Runs, Game, Angels	4	-	Three times; last, 8/11 vs. OAK
Home Runs, Game, Opponents	5	-	Three times; last, 9/25 @ LAD
Home Runs, Inning, Angels	3	-	Twice; 8/11 vs. OAK (4th) & 9/23 @ SD (2nd)
Home Runs, Inning, Opponents	2	-	Several; last, 9/25 @ LAD (5th)
Singles, Game, Angels	9	-	Three times; last, 9/17 vs. ARI
Singles, Game, Opponents	10	-	7/29 vs. SEA
Doubles, Game, Angels	6	-	Twice; 9/5 vs. HOU & 9/15 vs. ARI
Doubles, Game, Opponents	6	-	Twice; 8/24 @ HOU & 9/4 vs. HOU
Triples, Game, Angels	1	-	Several; last, 9/26 @ LAD
Triples, Game, Opponents	2	-	9/10 @ TEX
Total Bases, Game, Angels	28	-	Twice; 8/10 vs. OAK & 9/5 vs. HOU
Total Bases, Game, Opponents	29	-	9/15 vs. ARI
Left on Base, Angels	13	-	8/21 @ OAK
Left on Base, Opponents	12	-	7/31 vs. HOU
Stolen Bases, Game, Angels	2	-	Four times; last, 9/22 @ SD
Stolen Bases, Game, Opponents	4	-	8/5 @ SEA
Stolen Bases, Inning, Angels	1	-	Several; last, 9/22 @ SD (6th)
Stolen Bases, Inning, Opponents	2	-	Three times; last, 9/25 @ LAD (1st)
Caught Stealing, Game, Angels	2	-	9/3 vs. SD
Caught Stealing, Game, Opponents	2	-	Three times; last, 8/31 vs. SEA
Sacrifice Hits, Game, Angels	2	-	9/22 @ SD
Sacrifice Hits, Game, Opponents	1	-	Three times; last, 9/12 @ COL
Sacrifice Flies, Game, Angels	3	-	9/17 vs. ARI
Sacrifice Flies, Game, Opponents	3	-	9/8 @ TEX
Pinch-Hits, Game, Angels	1	-	Four times; last, 8/31 vs. SEA
Pinch-Hitters Used, Game, Angels	2	-	Several; last, 8/14 vs. LAD

TEAM FIELDING

Double Plays, Game, Angels	3	-	8/10 vs. OAK
Double Plays, Game, Opponents	3	-	Three times; last, 9/10 @ TEX
Errors, Game, Angels	3	-	Three times; last, 9/5 @ HOU
Errors, Inning, Angels	2	-	Four times; last, 9/17 vs. ARI (5th)
Errors, Game, Individual	2	-	A. Simmons, 9/17 vs. ARI

TEAM PITCHING

Strikeouts, Game, Angels	15	-	9/10 @ TEX
Strikeouts, Game, Opponents	14	-	Twice; 8/2 vs. HOU & 8/24 @ HOU
Base on Balls, Game, Angels	8	-	8/2 vs. HOU
Base on Balls, Game, Opponents	12	-	7/31 vs. HOU
Hit Batters, Game, Angels	2	-	Twice; 7/31 vs. HOU & 9/2 vs. SD
Fewest Hits Allowed, 9 innings, Angels	3	-	9/3 vs. SD
Fewest Hits Allowed, 9 innings, Opponents	3	-	9/27 @ LAD
Fewest Hits Allowed, Extra Innings, Angels	6	-	9/12 @ COL (11 inn.)
Fewest Hits Allowed, Extra Innings, Opponents	5	-	8/30 vs. SEA (10 inn.)
Pitchers Used, Game, Angels	9	-	7/31 vs. HOU



INDIVIDUAL BATTING

At-Bats, Game	.6	- D. Fletcher, 9/12 @ COL
Runs, Game	.4	- Three times; last, M. Trout, 9/5 vs. HOU
Hits, Game	.4	- Four times; last, M. Stassi, 9/22 @ SD
Hits, Inning	.1	- Several; last, J. Jones, 9/27 @ LAD
Doubles, Game	.2	- Several; last, T. Ward, 9/17 vs. ARI
Triples, Game	.1	- Several; last, J. Walsh, 9/26 @ LAD
Home Runs, Game	.2	- Several; last, M. Stassi, 9/22 @ SD
RBI, Game	.6	- M. Trout, 8/29 vs. SEA
Extra-Base Hits, Game	.3	- Three times; last, J. Walsh, 9/15 vs. ARI
Total Bases, Game	10	- Twice; M. Stassi, 9/22 @ SD & M. Trout, 8/10 vs. OAK
Base on Balls, Game	.3	- Four times; last, M. Trout, 9/22 @ SD
Strikeouts, Game	.4	- Four times; last, J. Adell, 9/12 @ COL
Stolen Bases, Game	.2	- L. Rengifo, 9/22 @ SD
Caught Stealing, Game	.1	- Several; last, S. Ohtani, 9/27 @ LAD
Longest Hitting Streak	16	- D. Fletcher, 7/31-8/17
Grand Slams	.1	- Twice; A. Pujols, 8/2 vs. HOU & J. Walsh, 9/21 vs. TEX
Walk-Off HR	.1	- T. La Stella, 8/17 vs. SF
Pinch-Hit HR	-	-
Inside-the-Park HR	-	-

INDIVIDUAL PITCHING

Strikeouts, Game (Starter)	12	- D. Bundy, 9/10 @ TEX
Strikeouts, Game (Reliever)	.7	- P. Sandoval, 9/20 vs. TEX
Base on Balls, Game	.6	- G. Canning, 8/7 @ TEX
Base on Balls, Inning	.5	- S. Ohtani, 8/2 vs. HOU (2nd)
Earned Runs Allowed, Game	.5	- Several; last, A. Heaney, 9/25 @ LAD
Earned Runs Allowed, Inning	.5	- Twice; last, J. Suarez, 8/25 @ HOU (1st)
Hits Allowed, Game	.8	- Three times; last, A. Heaney 9/25 @ LAD
Hits Allowed, Inning	.5	- Twice; last, J. Suarez, 8/25 @ HOU (1st)
Home Runs Allowed, Game	.3	- Three times; last, A. Heaney, 9/25 @ LAD
Home Runs Allowed, Inning	.2	- Several; last, T. Buttrey, 9/20 vs. TEX (8th)
Hit Batters, Game	.1	- Several; last, J. Teheran, 9/26 @ LAD
Fewest Hits Allowed, Complete Game	.4	- D. Bundy, 8/6 @ SEA
Innings Pitched, Starter	.9	- D. Bundy, 8/6 @ SEA
Innings Pitched, Reliever	5.2	- M. Andriese, 7/26 @ OAK
Fewest Innings Pitched, Starter	.0	- S. Ohtani, 7/26 @ OAK
Longest Winning Streak	.3	- F. Pena, 8/10-9/5
Longest Losing Streak	.4	- Twice; last, J. Teheran, 8/5-9/20
Consecutive Scoreless Innings, Starter	12.0	- D. Bundy, 8/6-8/11
Consecutive Scoreless Innings, Reliever	19.0	- M. Mayers 8/31-9/23

TEAM MISCELLANEOUS

Longest Winning Streak	.5	- 8/12-8/18
Longest Home Winning Streak	.5	- 9/3-9/6
Longest Road Winning Streak	.4	- 9/12-9/23
Longest Losing Streak	.4	- 8/24-9/2
Longest Home Losing Streak	.4	- 8/12-8/16
Longest Road Losing Streak	.6	- 8/7-8/21
Most Games over .500	-	-
Longest Game, Innings	11	- Three times; last, 9/12 @ COL
Longest Game, Time, Nine Innings	4:21	- 7/31 vs. HOU
Longest Game, Time, Extra Innings	4:37	- 8/2 vs. HOU
Shortest Game, Time	2:23	- 8/6 @ SEA
Largest Margin, Victory	13	- 8/29 vs. SEA
Largest Margin, Loss	.7	- Twice; 8/24 @ HOU & 9/2 vs. SD
Largest Crowd, Angel Stadium	-	-
Smallest Crowd, Angel Stadium	-	-
Largest Crowd, Road	-	-
Smallest Crowd, Road	-	-
Largest Deficit Overcome To Win	.5	- 8/10 vs. OAK (trailed 4-9 in 4th, won 10-9)
Most Players Used, Game	20	- 7/24 @ OAK





2020 REVIEW

BY POSITION


C: Stassi (13-13); Castro (5-11); Bemboom (6-10); Briceño (2-0)
 1B: Pujols (10-16); Walsh (12-10); La Stella (3-7); Thaiss (1-1)
 2B: Rengifo (11-15); Fletcher (8-7); La Stella (5-9); Barreto (2-0); Jones (0-2); Thaiss (0-1)
 3B: Rendon (23-29); Adell (2-2); Fletcher (2-5); Barreto (1-0)
 SS: Simmons (15-15); Fletcher (10-17); Soto (0-2); Barreto (1-0)
 LF: Upton (18-21); Goodwin (4-8); Ward (2-4); Hermosillo (1-0); Thaiss (0-1); Barreto (1-0)
 CF: Trout (23-29); Adell (1-0); Goodwin (1-2); Hermosillo (0-1)
 RF: Adell (12-17); Ward (11-7); Goodwin (2-9); Walsh (1-1)
 DH: Ohtani (14-26); Pujols (7-5); Upton (2-1); La Stella (1-1); Thaiss (1-1); Trout (1-0)

BATTING ORDER

1st: Fletcher (19-29); Simmons (5-4); Trout (1-0); Ohtani (0-1); Rengifo (1-0)
 2nd: La Stella (5-11); Walsh (9-7); Trout (6-9); Ohtani (2-2); Goodwin (1-2); Thaiss (1-2); Upton (2-0); Rengifo (0-1)
 3rd: Trout (17-20); Rendon (7-8); Ohtani (0-3); Fletcher (1-0); Upton (1-0); Pujols (0-1); La Stella (0-1); Ward (0-1)
 4th: Rendon (16-20); Upton (3-7); Ohtani (4-6); Pujols (2-1); Goodwin (1-0)
 5th: Ohtani (7-13); Pujols (12-7); Upton (1-4); La Stella (1-3); Goodwin (0-3); Ward (2-0); Walsh (1-1); Adell (1-1); Simmons (1-0); Rendon (0-1); Stassi (0-1)
 6th: Upton (10-5); Pujols (3-12); Goodwin (2-5); Adell (2-2); La Stella (2-2); Ward (0-4); Ohtani (1-1); Simmons (0-2); Stassi (2-0); Barreto (2-0); Rengifo (1-0); Walsh (1-0); Bemboom (0-1)
 7th: Adell (7-12); Ward (6-4); Castro (2-7); Stassi (3-4); Upton (2-3); Walsh (2-2); Goodwin (1-1); La Stella (1-0); Barreto (1-0); Hermosillo (1-0); Rengifo (0-1)
 8th: Stassi (8-8); Bemboom (5-7); Castro (3-4); Ward (4-2); Adell (3-2); Upton (1-3); Simmons (0-3); Rengifo (1-1); Jones (0-2); Walsh (0-1); Thaiss (0-1); Barreto (1-0)
 9th: Rengifo (8-12); Simmons (9-6); Goodwin (2-8); Adell (1-2); Bemboom (1-2); Thaiss (1-1); Briceño (2-0); Soto (0-2); Ward (1-0); Barreto (1-0); Hermosillo (0-1)

2020 INJURED LIST

PLAYER	INJURY	DATES ON INJURED LIST	GAMES MISSED
Dillon Peters	—	July 6 - Sept. 1	36
Luis Rengifo	—	July 6 - July 28	4
	Right hamstring strain	Sept. 26 -	0
José Suarez	—	July 6 - Aug. 10	16
Julio Teheran	—	July 6 - Aug. 5	11
Justin Anderson	Right elbow UCL injury	July 23 - End of season	58
Andrelton Simmons	Left ankle sprain	July 28 - Aug. 21	22
Cam Bedrosian	Right adductor strain	Aug. 4 (retro to Aug. 3) - Aug. 31	25
Max Stassi	Right quad strain & knee bruise	Aug. 21 - Sept. 6	15
Hoby Milner	Right back spasm	Aug. 29 (retro to Aug. 26) - Sept. 8	10
Franklin Barreto	Completing intake protocols	Aug. 29 - Sept. 2	3
	Left shoulder subluxation	Sept. 8 (retro to Sept. 7) - End of season	16
David Fletcher	Left ankle sprain	Sept. 3 (retro to Aug. 31) - Sept. 12	11



2020 REVIEW



2020 ANGELS BATTING

PLAYER	AVG	G	AB	R	H	TB	2B	3B	HR	RBI	SH	SF	HP	BB	SO	SB	CS	OPS
Adell, J	.161	38	124	9	20	33	4	0	3	7	0	0	1	7	55	0	0	1.478
Barreto, F	.118	6	17	0	2	2	0	0	0	2	0	0	1	0	8	1	0	0.284
Bembboom, A	.208	21	48	9	10	20	1	0	3	5	2	1	2	7	13	0	0	1.744
Briceño, J	.200	2	5	0	1	1	0	0	0	0	0	0	0	1	1	0	0	0.533
Castro, J	.192	18	52	5	10	20	4	0	2	6	0	0	0	10	23	0	0	0.707
Fletcher, D	.319	49	207	31	66	88	13	0	3	18	1	2	0	20	25	2	1	1.801
Goodwin, B	.242	30	95	12	23	44	7	1	4	17	0	1	1	12	35	1	0	0.793
Hemosillo, M	.250	7	8	0	2	2	0	0	0	2	0	1	0	1	1	1	0	0.550
Jones, J	.429	3	7	2	3	3	0	0	0	1	0	0	0	0	2	0	0	0.857
La Stella, T	.273	28	99	15	27	47	8	0	4	14	1	1	1	15	7	1	0	0.845
Ohtani, S	.190	44	153	23	29	56	6	0	7	24	0	0	0	22	50	7	1	1.657
Pujols, A	.224	39	152	15	34	60	8	0	6	25	0	1	1	9	25	0	0	0.665
Rendon, A	.286	52	189	29	54	94	11	1	9	31	0	0	5	38	31	0	0	0.916
Rengifo, L	.156	33	90	12	14	18	1	0	1	3	2	0	0	14	26	3	1	0.469
Simmons, A	.297	30	118	19	35	42	7	0	0	10	0	0	1	8	16	2	0	0.702
Soto, E	.333	3	6	2	2	3	1	0	0	0	0	0	0	1	1	0	0	0.929
Stassi, M	.278	31	90	12	25	48	2	0	7	20	0	3	1	11	21	0	0	0.886
Thaiss, M	.143	8	21	3	3	6	0	0	1	1	0	0	0	4	8	0	0	0.566
Trout, M	.281	53	199	41	56	120	9	2	17	46	0	4	3	35	56	1	1	1.993
Upton, J	.204	42	147	20	30	62	5	0	9	22	0	1	7	11	43	0	2	0.711
Walsh, J	.293	32	99	19	29	64	4	2	9	26	0	3	1	5	15	0	0	0.970
Ward, T	.277	34	94	16	26	36	6	2	0	5	0	0	0	8	28	2	0	0.716
TOTALS	.248	60	2020	294	501	869	97	8	85	285	6	18	25	239	490	21	8	0.762
OPP.	.245	60	2011	321	492	864	106	10	82	304	3	21	21	199	523	50	17	0.746

2020 ANGELS PITCHING

PITCHER	W	L	ERA	G	GS	CG	GF	SHO	SV	IP	H	R	ER	HR	HB	BB	IBB	SO	WP	BK	AVG
Andriese, M	2	4	4.50	16	1	0	3	0	2	32.0	21	17	16	5	1	11	0	33	0	0	0.184
Bard, L	0	0	6.75	6	0	0	3	0	0	5.1	7	4	4	2	0	0	0	7	0	1	0.304
Barnes, J	0	2	5.50	18	0	0	5	0	0	18.0	19	13	11	1	2	4	0	24	0	0	0.275
Barria, J	1	0	3.62	7	5	0	2	0	0	32.1	27	13	13	3	1	9	1	27	0	0	0.223
Bedrosian, C	0	0	2.45	11	0	0	3	0	0	14.2	10	4	4	0	0	6	0	11	1	0	0.196
Bembboom, A	0	0	0.00	1	0	0	1	0	0	1.0	0	0	0	0	0	1	0	0	0	0	0.000
Buchter, R	2	0	4.50	10	0	0	1	0	0	6.0	5	4	3	2	0	6	0	8	1	0	0.217
Bundy, D	6	3	3.29	11	11	1	0	0	0	65.2	51	27	24	5	4	17	1	72	2	0	0.208
Buttrey, T	2	3	5.81	27	0	0	14	0	5	26.1	28	18	17	4	1	9	3	18	2	0	0.283
Canning, G	2	3	3.99	11	11	0	0	0	0	56.1	54	29	25	8	1	23	0	56	5	0	0.257
Heaney, A	4	3	4.46	12	12	0	0	0	0	66.2	63	35	33	9	2	19	1	70	2	0	0.246
Keller, K	0	0	7.71	2	0	0	1	0	0	2.1	3	2	2	0	0	2	0	1	1	0	0.273
Mayers, M	2	0	2.10	29	0	0	4	0	2	30.0	18	10	7	2	1	9	0	43	0	0	0.162
Middleton, K	0	1	5.25	13	0	0	4	0	0	12.0	12	8	7	2	0	6	0	11	1	0	0.273
Milner, H	0	0	8.10	19	0	0	4	0	0	13.1	13	12	12	5	1	6	0	13	0	0	0.250
Ohtani, S	0	1	37.80	2	2	0	0	0	0	1.2	3	7	7	0	0	8	0	3	1	0	0.375
Peña, F	3	0	4.05	25	0	0	5	0	2	26.2	27	12	12	2	1	8	0	29	3	0	0.255
Peters, D	0	0	16.20	1	1	0	0	0	0	1.2	3	4	3	2	0	0	0	2	0	0	0.333
Quijada, J	0	1	7.36	6	0	0	1	0	0	3.2	6	4	3	1	1	2	0	6	0	0	0.375
Ramirez, N	1	0	3.00	21	0	0	3	0	0	21.0	15	7	7	2	1	9	2	14	1	0	0.203
Robles, H	0	2	10.26	18	0	0	5	0	1	16.2	19	20	19	4	1	10	0	20	1	0	0.284
Rodriguez, J	0	0	0.00	1	0	0	0	0	0	1.2	2	0	0	0	0	1	0	0	0	0	0.286
Sandoval, P	1	5	5.65	9	6	0	0	0	0	36.2	37	26	23	10	0	12	0	33	2	0	0.252
Suarez, J	0	2	38.57	2	2	0	0	0	0	2.1	10	10	1	1	1	5	0	2	1	0	0.588
Teheran, J	0	4	10.05	10	9	0	0	0	0	31.1	39	35	35	12	2	16	0	20	1	0	0.305
TOTALS	26	34	5.09	60	60	1	59	2	12	525.1	492	321	297	82	21	199	8	523	25	1	.245
OPP.	34	26	4.62	60	60	1	59	3	15	529.2	501	294	272	85	25	239	8	490	23	1	.248

2020 REVIEW





2020 REVIEW

		HOME			AWAY			TOTALS		
		W	L	PCT.	W	L	PCT.	W	L	PCT.
Season		16	15	.516	10	19	.345	26	34	.433
Day Games		7	7	.500	7	6	.538	12	13	.480
Night Games		9	8	.529	3	13	.115	14	21	.400
vs. LH Starters		7	5	.583	2	5	.286	9	10	.474
vs. RH Starters		9	10	.474	8	14	.364	17	24	.415
One-Run Games		8	5	.615	1	4	.200	9	9	.500
Two-Run Games		1	0	1.000	3	3	.500	4	3	.571
Extra Innings		2	3	.400	1	2	.333	3	5	.375
Shutouts		0	0	.000	0	0	.000	0	0	.000
In	Mar./Apr.	-	-	-	-	-	-	-	-	-
	May	-	-	-	-	-	-	-	-	-
	June	-	-	-	-	-	-	-	-	-
	July	1	3	.250	1	3	.250	2	6	.250
	Aug.	6	8	.429	4	10	.286	10	18	.357
	Sept.	9	4	.692	5	6	.455	14	10	.583
Pre All-Star Break		-	-	-	-	-	-	-	-	-
Post All-Star Break		-	-	-	-	-	-	-	-	-
Vs.	Houston	5	2	.714	1	2	.333	6	4	.600
	Oakland	2	1	.667	2	5	.286	4	6	.400
	Seattle	3	4	.429	2	1	.667	5	5	.500
	Texas	3	1	.750	1	5	.167	4	6	.400
A.L. WEST		13	8	.619	6	13	.316	19	21	.475
Vs.	Cleveland	-	-	-	-	-	-	-	-	-
	Chicago	-	-	-	-	-	-	-	-	-
	Detroit	-	-	-	-	-	-	-	-	-
	Kansas City	-	-	-	-	-	-	-	-	-
	Minnesota	-	-	-	-	-	-	-	-	-
A.L. CENTRAL		-	-	-	-	-	-	-	-	-
Vs.	Baltimore	-	-	-	-	-	-	-	-	-
	Boston	-	-	-	-	-	-	-	-	-
	New York	-	-	-	-	-	-	-	-	-
	Tampa Bay	-	-	-	-	-	-	-	-	-
	Toronto	-	-	-	-	-	-	-	-	-
A.L. EAST		-	-	-	-	-	-	-	-	-
Vs.	Arizona	1	2	.333	0	0	.000	1	2	.333
	Colorado	0	0	.000	2	1	.667	2	1	.667
	Los Angeles	0	3	.000	0	3	.000	0	6	.000
	San Diego	1	1	.500	2	0	1.000	3	1	.750
	San Francisco	1	1	.500	0	2	.000	1	3	.250
NATIONAL LEAGUE		3	7	.300	4	6	.400	7	13	.350

2020 REVIEW



2020 FINAL

WEST	W	L	PCT.	GB	CENTRAL	W	L	PCT.	GB	EAST	W	L	PCT.	GB
Oakland	36	24	.600	--	Minnesota	36	24	.600	--	Tampa Bay	40	20	.667	--
Houston	29	31	.483	7.0	Chicago	35	25	.583	1.0	New York	33	27	.550	7.0
Seattle	27	33	.450	9.0	Cleveland	35	25	.583	1.0	Toronto	32	28	.533	8.0
ANGELS	26	34	.433	10.0	Kansas City	26	34	.433	10.0	Baltimore	25	35	.417	15.0
Texas	22	38	.367	14.0	Detroit	23	35	.383	12.0	Boston	24	36	.400	16.0

ALL-STAR BREAK

WEST	W	L	PCT.	GB	CENTRAL	W	L	PCT.	GB	EAST	W	L	PCT.	GB
ANGELS	-	-	-	-	Chicago	-	-	-	-	Baltimore	-	-	-	-
Houston	-	-	-	-	Cleveland	-	-	-	-	Boston	-	-	-	-
Oakland	-	-	-	-	Detroit	-	-	-	-	New York	-	-	-	-
Seattle	-	-	-	-	Kansas City	-	-	-	-	Tampa Bay	-	-	-	-
Texas	-	-	-	-	Minnesota	-	-	-	-	Toronto	-	-	-	-

POST-ALL-STAR BREAK

WEST	W	L	PCT.	GB	CENTRAL	W	L	PCT.	GB	EAST	W	L	PCT.	GB
ANGELS	-	-	-	-	Chicago	-	-	-	-	Baltimore	-	-	-	-
Houston	-	-	-	-	Cleveland	-	-	-	-	Boston	-	-	-	-
Oakland	-	-	-	-	Detroit	-	-	-	-	New York	-	-	-	-
Seattle	-	-	-	-	Kansas City	-	-	-	-	Tampa Bay	-	-	-	-
Texas	-	-	-	-	Minnesota	-	-	-	-	Toronto	-	-	-	-

END OF APRIL

WEST	W	L	PCT.	GB	CENTRAL	W	L	PCT.	GB	EAST	W	L	PCT.	GB
ANGELS	-	-	-	-	Chicago	-	-	-	-	Baltimore	-	-	-	-
Houston	-	-	-	-	Cleveland	-	-	-	-	Boston	-	-	-	-
Oakland	-	-	-	-	Detroit	-	-	-	-	New York	-	-	-	-
Seattle	-	-	-	-	Kansas City	-	-	-	-	Tampa Bay	-	-	-	-
Texas	-	-	-	-	Minnesota	-	-	-	-	Toronto	-	-	-	-

END OF MAY

WEST	W	L	PCT.	GB	CENTRAL	W	L	PCT.	GB	EAST	W	L	PCT.	GB
ANGELS	-	-	-	-	Chicago	-	-	-	-	Baltimore	-	-	-	-
Houston	-	-	-	-	Cleveland	-	-	-	-	Boston	-	-	-	-
Oakland	-	-	-	-	Detroit	-	-	-	-	New York	-	-	-	-
Seattle	-	-	-	-	Kansas City	-	-	-	-	Tampa Bay	-	-	-	-
Texas	-	-	-	-	Minnesota	-	-	-	-	Toronto	-	-	-	-

END OF JUNE

WEST	W	L	PCT.	GB	CENTRAL	W	L	PCT.	GB	EAST	W	L	PCT.	GB
ANGELS	-	-	-	-	Chicago	-	-	-	-	Baltimore	-	-	-	-
Houston	-	-	-	-	Cleveland	-	-	-	-	Boston	-	-	-	-
Oakland	-	-	-	-	Detroit	-	-	-	-	New York	-	-	-	-
Seattle	-	-	-	-	Kansas City	-	-	-	-	Tampa Bay	-	-	-	-
Texas	-	-	-	-	Minnesota	-	-	-	-	Toronto	-	-	-	-

END OF JULY

WEST	W	L	PCT.	GB	CENTRAL	W	L	PCT.	GB	EAST	W	L	PCT.	GB
Houston	4	3	.571	--	Minnesota	5	2	.714	--	New York	5	1	.833	--
Seattle	4	4	.500	0.5	Detroit	5	3	.625	0.5	Tampa Bay	4	4	.500	2.0
Oakland	3	4	.429	1.0	Cleveland	5	3	.625	0.5	Baltimore	3	3	.500	2.0
Texas	2	4	.333	1.5	Chicago	3	4	.429	2.0	Toronto	3	4	.429	2.5
ANGELS	2	6	.250	2.5	Kansas City	3	5	.375	2.5	Boston	3	5	.375	3.0

END OF AUGUST

WEST	W	L	PCT.	GB	CENTRAL	W	L	PCT.	GB	EAST	W	L	PCT.	GB
Oakland	22	12	.647	--	Chicago	22	13	.629	--	Tampa Bay	25	11	.694	--
Houston	19	14	.576	2.5	Cleveland	21	14	.600	1.0	New York	19	14	.576	4.5
Seattle	15	22	.405	8.5	Minnesota	20	16	.556	2.5	Toronto	18	15	.545	5.5
Texas	12	21	.364	9.5	Detroit	16	16	.500	4.5	Baltimore	15	19	.441	9.0
ANGELS	12	24	.333	11.0	Kansas City	14	21	.400	8.0	Boston	12	23	.343	12.5



My husband was an AL umpire for 15 years. Since we married after he retired I am not eligible to receive his pension now that he has passed. After three heart attacks, I learned that I have atrial fibrillation and high blood pressure. Disability expired and I am on a three year waiting list for housing assistance. Without the help of B.A.T., I do not know what I would do or how I would live.

I am a widow to an umpire

I am a member of the Baseball Family

I am a B.A.T.™ grant recipient



The Baseball Assistance Team provides members of the Baseball Family with medical, financial and psychological assistance through charitable contributions from corporations, foundations and individuals. If you know of a member of the Baseball Family in need of assistance please contact B.A.T. at 866-605-4594. All grants are confidential.



Connect with us on Facebook and Twitter
www.baseballassistanceteam.com

ANGELS RECORDS

RED SOX
ANGELS

SS	BURLES
CF	DUNN
LF	RICE
1B	YASTRZEMSKI
C	FISK
CF	LYNN
DH	BROHAM
RF	EVANS
3B	HOBSON





ANGELS RECORDS

CLUB GENERAL

(Editor's Note: All Records Exclusive of 1972, 1981, 1994, 1995 & 2020 Seasons Unless Otherwise Noted)

SINGLE-SEASON GAMES WON-LOST

Most Games Played	163	1974 & 1969
Most Games Won	100	2008
Fewest Games Won	65	1980
Most Games Won, Home	54	2007 & 2002
Fewest Games Won, Home	30	1980
Most Games Won, Road	50	2008
Fewest Games Won, Road	24	1961
Best Record, Home	54-27	2007 & 2002
Best Record, Road	50-31	2008
Most Games Won, Before All-Star Break	57	2014 & 2008
Most Games Over .500 at All-Star Break	20 (57-37)	2014
Highest Won-Lost Pct.	.617 (100-62)	2008
Lowest Won-Lost Pct.	.406 (65-95)	1980
Most Games Lost	95	1980 & 1968
Most Games Lost, Home	51	1980
Fewest Games Lost, Home	27	2007 & 2002
Most Games Lost, Road	55	1961
Most Shutouts Participated	44	1964
Most Shutouts Won	28	1964
Most Shutouts Won, Home	18	1964
Most Shutouts Won, Road	12	1989
Most Shutouts Lost	23	1971
Most Shutouts Lost, Home	11	1972 & 1971
Most Shutouts Lost, Road	15	1969
Fewest Times Shutout	3	2014 & 1982
Fewest Times Shutout, Home	0	2000
Fewest Times Shutout, Road	0	2014
Most One-Run Games	63	1967 & 1964
Most One-Run Games Won	37	1966
Most Games Won vs. One Club	15	2010 (Seattle) & 2005 (Texas)
Most Games Won vs. One Club, Home	9	1967 (Oakland)
Most Games Won vs. One Club, Road	9	2014 (Texas)
Most Games Lost vs. One Club	15	2013 (Texas) & 2001 (Seattle)
Most Games Lost vs. One Club, Home	8	2001 (Seattle) & 1975 (Kansas City)
Most Games Lost vs. One Club, Road	9	2013 (Texas), 1965 (Chicago) & 1961 (New York)
Most Extra-Inning Games Won	13	1976
Best Extra-Inning Record	11-3 (.786)	1985
Most Extra-Inning Games Lost	14	1983
Most 1-0 Games Won	10	1964
Most 1-0 Games Lost	5	1971, 1968 & 1967
Most Games Won, Homestand	11	2011 (June 27-July 20) & 1962 (July 6-25)
Best Homestand Record	7-0	2004 (May 3-9)
Most Games Lost, Homestand	11	1988 (Sept. 13-25) & 1963 (Aug. 2-18)
Worst Homestand Record (min. 7 games)	1-9	1980 (June 6-15)
Most Games Won, Road Trip	14	1962 (June 15-July 4)
Best Road Trip Record	6-0	2013 (June 25-30), 2002 (Sept. 3-8) & 1979 (Apr. 13-19)
Most Games Lost, Road Trip	18	1961 (May 30-June 18)
Worst Road Trip Record	0-10	1969 (May 16-25)
Most Four-Game Sweeps	5	2014
Best Month	22-6	1998 (June)
Worst Month	6-21	1980 (June)
Most Games Won vs. RHP	75	2007
Most Games Lost vs. RHP	73	1999
Most Games Won vs. LHP	37	2009
Most Games Lost vs. LHP	43	1983
Most Players Used	60	2018
Fewest Players Used	32	1978
Most Pitchers Used	35	2018
Fewest Pitchers Used	13	1978
Most Times Using Disabled List	32	2018



SINGLE-SEASON TEAM BATTING

Highest Average	.285	2009
Lowest Average	.227	1968
Highest Average with RISP	.297	2009
Highest Slugging Pct.	.472	2000
Lowest Slugging Pct.	.318	1976 & 1968
Most At-Bats	5,686	1996
Most Runs	883	2009
Fewest Runs	498	1968
Most Total Bases	2,659	2000
Most Hits	1,604	2009
Fewest Hits	1,209	1968
Most Players, 100-or-more Hits	10	2009 (MLB Record - tied)
Most Players, 50-or-more RBI	11	2009 (MLB Record)
Most One-Base Hits	1,132	2004
Most Two-Base Hits	333	2002
Most Three-Base Hits	54	1966
Most Home Runs	236	2000
Fewest Home Runs	55	1975
Most Grand Slams	8	1983 & 1979
Most Home Runs, Home:		
Angel Stadium of Anaheim	130	2000
Anaheim Stadium	104	1996
Chavez Ravine	50	1962
Wrigley Field	122	1961
Fewest Home Runs, Home	24	1976, 1975 & 1963
Most Home Runs, Road	106	2000
Fewest Home Runs, Road	31	1975
Most Extra-Base Hits	579	2000
Most Runs Batted In	841	2009
Most Game-Winning RBI	98	2002
Most Pinch-Hits	59	1961
Fewest Pinch-Hits	11	2011
Most PH Home Runs	9	1987
Most PH RBI	38	1973
Highest PH Average	.333	1982
Most Hits, DH	196	1979
Fewest Hits, DH	121	2001
Most Home Runs, DH	37	1979
Fewest Home Runs, DH	8	2001
Most RBI, DH	134	1979
Fewest RBI, DH	56	2001
Highest Average, DH	.318	1979
Most Strikeouts	1,300	2018
Most Players, 100-or-more Strikeouts	5	2018, 2014, 2012 & 2011
Fewest Strikeouts	682	1978
Most Stolen Bases	220	1975
Highest Stolen Base Pct.	80.2	2018 & 2012
Most Caught Stealing	108	1975
Most Sacrifice Hits	114	1982
Most Sacrifice Flies	65	2007
Most Base on Balls	681	1961
Fewest Base on Balls	416	1992
Most Hit by Pitcher	77	2001
Most Grounded into Double Plays	150	2013
Fewest Grounded into Double Plays	98	1975
Most Left on Base	1,218	1996
Fewest Left on Base	975	1992



ANGELS RECORDS

SEASON

CLUB FIELDING

Highest Percentage	.987	2018
Lowest Percentage	.969	1961
Most Putouts	4,448	2014
Fewest Putouts	4,264	2016
Most Assists	2,077	1983
Fewest Assists	1,462	2017
Most Total Chances	6,653	1983
Fewest Total Chances	5,844	2016
Most Errors	192	1961
Fewest Errors	76	2018
Most Errorless Games	105	2018
Most Double Plays	203	1985
Fewest Double Plays	55	1963
Most Passed Balls	30	1969
Fewest Passed Balls	4	1984 & 1982

CLUB PITCHING

Lowest ERA	2.91	1964
Highest ERA	5.30	1996
WHIP (Walks/Hits per IP)	1.22	2014 & 1968
Most Complete Games	72	1973
Fewest Complete Games	0	2019
Most Innings Pitched	1,482.2	2014
Fewest Innings Pitched	1,421.1	2016
Most Hits	1,636	1983
Fewest Hits	1,234	1968
Most Runs	943	1996
Fewest Runs	551	1964
Most Earned Runs	847	1996
Fewest Earned Runs	469	1964
Most Base on Balls	713	1961
Fewest Base on Balls	443	2005
Most Strikeouts	1,404	2019
Fewest Strikeouts	668	1983
Most Strikeouts, Starters	855	1973
Most Strikeouts, Relievers	764	2019
Most Strikeouts per 9 IP	8.76	2019
Most Holds	86	2018
Most Saves	66	2008
Fewest Saves	12	1974
Most Blown Saves	28	1988
Most Shutouts	28	1964
Fewest Shutouts	1	2001
Most Home Runs	267	2019
Fewest Home Runs	91	1965
Most Grand Slams	10	2003
Most Hit Batsmen	84	1996
Most Wild Pitches	98	2019
Most Balks	37	1988
Most Pitchers Used	35	2018
Most Starting Pitchers Used	19	2019
Fewest Starting Pitchers Used	6	2004
Most Starters, 10-or-more wins	5	2008
Most Pitchers, 10-or-more wins	6	2008

MOST HOME RUNS IN A MONTH BY AN ANGEL PLAYER

MONTH	PLAYER	HR	YEAR
March/April	Mike Trout	10	2018
May	Mo Vaughn	13	2000
June	Albert Pujols	13	2015
	Tim Salmon	13	1996
July	Mike Trout	13	2019
August	Bobby Bonds	12	1977
September	Vladimir Guerrero	10	2004
	Mo Vaughn	10	1999
Sept./Oct.	Vladimir Guerrero	11	2004
	Mo Vaughn	11	1999

MOST RBI IN A MONTH BY AN ANGEL PLAYER

MONTH	PLAYER	RBI	YEAR
March/April	Don Baylor	28	1979
May	Mo Vaughn	28	1999
June	Vladimir Guerrero	30	2004
July	Jim Edmonds	34	1995
	Don Baylor	34	1979
August	Kendrys Morales	33	2009
September	Garret Anderson	27	2000
	Mo Vaughn	27	1999
	Don Baylor	27	1978
	Bob Oliver	27	1973
	Frank Robinson	27	1973
Sept./Oct.	Mo Vaughn	29	1999



INDIVIDUAL BATTING

HIGHEST AVERAGE

Right-Handed3372004 (Vladimir Guerrero)
Left-Handed3552000 (Darin Erstad)
Switch-Hitter3302007 (Chone Figgins)
Most Games1621979 (Don Baylor) 1971 & 1970 (Sandy Alomar) 1966 (Jim Fregosi) 1964 (Bobby Knoop) 1971 (Sandy Alomar) 2012 (Mike Trout)

MOST AT-BATS

Most At-Bats6891971 (Sandy Alomar)
Most Runs1292012 (Mike Trout)

MOST HITS

Right-Handed2062004 (Vladimir Guerrero)
Left-Handed2402000 (Darin Erstad)
Switch Hitter1862005 (Chone Figgins)

MOST ONE-BASE HITS

Right-Handed1561970 (Alex Johnson)
Left-Handed1702000 (Darin Erstad)
Switch Hitter1481971 (Sandy Alomar)

MOST TWO-BASE HITS

Right-Handed502012 (Albert Pujols)
Left-Handed562002 (Garret Anderson)
Switch Hitter432009 (Kendrys Morales)

MOST THREE-BASE HITS

Right-Handed131968 (Jim Fregosi)
Left-Handed131975 (Mickey Rivers)
Switch Hitter172004 (Chone Figgins)

MOST HOME RUNS

Right-Handed472000 (Troy Glaus)
Left-Handed391982 (Reggie Jackson)
Switch Hitter342009 (Kendrys Morales)
Leadoff Position302012 (Mike Trout)
Leading Off Game71987 (Brian Downing)
Road242019 (Mike Trout) 1963 & 1962 (Leon Wagner)
Month132019 (July - Mike Trout) 2015 (June - Albert Pujols) 2000 (May - Mo Vaughn) 1996 (June - Tim Salmon)

GRAND SLAMS

Grand Slams32002 (David Eckstein) 1979 & 1978 (Joe Rudi)
-------------	--------	--

MOST HOME RUNS, HOME

Angel Stadium242000 (Troy Glaus)
Anaheim Stadium231993 (Tim Salmon)
Chavez Ravine131962 (Leon Wagner)
Wrigley Field191961 (Leon Wagner)

MOST EXTRA-BASE HITS

Most Extra-Base Hits882002 (Garret Anderson)
----------------------	---------	-----------------------------

MOST RBI

Right-Handed1391979 (Don Baylor)
Left-Handed1232002 & 2001 (Garret Anderson)
Switch Hitter1121993 (Chili Davis)
Month341979 (July - Don Baylor) 1995 (July - Jim Edmonds) 1982 (Don Baylor)
Most Game-Winning RBI211982 (Don Baylor)

MOST TOTAL BASES

Right-Handed3662004 (Vladimir Guerrero)
Left-Handed3662000 (Darin Erstad)
Switch Hitter3222009 (Kendrys Morales)

MISC.

Highest Slugging Pct.6452019 (Mike Trout)
Highest On-Base Pct.4602018 (Mike Trout)
Highest Pinch-Hit Average (20+ AB)4351964 (Willie Smith; 10/23)
Most At-Bats Pinch-Hitter561973 (Winston Llenas)
Most Hits, PH161973 (Winston Llenas)
Most Home Runs, PH41996 (Jack Howell)
Most RBI, PH181973 (Winston Llenas)





ANGELS RECORDS

SEASON

INDIVIDUAL BATTING CONTINUED

Most Times On Base	309	2013 (Mike Trout)
Most Runs Created	142	2013 (Mike Trout)
Highest Designated Hitter Average★	349	1979 (Don Baylor)
Most At-Bats, DH	608	1982 (Don Baylor)
Most Hits, DH	160	1982 (Don Baylor)
Most Home Runs, DH	28	1996 (Chili Davis)
Most RBI, DH	112	1993 (Chili Davis)
Most Strikeouts	184	2014 (Mike Trout), 2013 (Mark Trumbo)
Most Stolen Bases	70	1975 (Mickey Rivers)
Highest Stolen Base Pct.	92.3 (24/26)	2018 (Mike Trout)
Most Caught Stealing	24	1993 (Chad Curtis & Luis Polonia)
Most Base on Balls	122	2018 (Mike Trout)
Most Intentional Base on Balls	28	2007 (Vladimir Guerrero)
Most Sacrifice Hits	26	1982 (Tim Foli)
Most Sacrifice Flies	13	1979 (Dan Ford)
Most Hit by Pitch	27	2002 (David Eckstein)
Most Grounded Into Double Plays	28	2014 (Albert Pujols)

★ Based on 250-or-more At-Bats

INDIVIDUAL PITCHING

LOWEST ERA

Starter (in starts only)	1.57	1964 (Dean Chance)
Reliever (in relief outings only)	1.31	1964 (Bob Lee)

MOST GAMES WON

RHP	22	1974 (Nolan Ryan)
LHP	22	1970 (Clyde Wright)
Home	13	1973 & 1972 (Nolan Ryan)
Road	13	2002 (Jarrod Washburn)
Reliever	12	1967 (Minnie Rojas) 1966 (Jack Sanford)

MOST GAMES LOST

RHP	19	1991 (Kirk McCaskill)
LHP	19	1974 (Frank Tanana) 1973 (Clyde Wright) 1967 (George Brunet)
Most Games	78	2005 (Scott Shields)
Most Games Started	41	1974 (Nolan Ryan)
Most Complete Games	26	1974 & 1973 (Nolan Ryan)
Most Scoreless Appearances	67	2014 (Joe Smith)
Most Saves, RHP	62 (MLB Record)	2008 (Francisco Rodriguez)
Most Saves, LHP	48	2009 (Brian Fuentes)
Most Saves, Month	12	2008 (July - Francisco Rodriguez) 2006 (Aug. - Francisco Rodriguez) 2005 (Sept. - Francisco Rodriguez) 1991 (Sept. - Bryan Harvey)
Best Save Pct. (min. 30 SVO)	.929 (39/42)	2001 (Troy Percival)
Most Shutouts	11	1964 (Dean Chance)
Most Innings	332.2	1974 (Nolan Ryan)
Most Hits	287	1983 (Tommy John)
Fewest Hits★	160	1971 (Rudy May)
Most Runs	130	1988 (Mike Witt)
Fewest Runs★	56	1964 (Dean Chance)
Most Earned Runs	118	1996 (Jim Abbott)
Fewest Earned Runs★	51	1964 (Dean Chance)
Most Base on Balls	204	1977 (Nolan Ryan)
Fewest Base on Balls★	28	2005 (Paul Byrd)
Most Strikeouts	383 (MLB Record)	1973 (Nolan Ryan)
Fewest Strikeouts★	65	1983 (Tommy John) 1973 (Clyde Wright)
Most Games, 10-or-more Strikeouts	23	1973 (Nolan Ryan)
Most Home Runs	40	2002 (Ramon Ortiz) 1996 (Shawn Boskie)
Most Hit Batsmen	21	1969 (Tom Murphy)
Most Wild Pitches (as Starter)	22	2014 (Garrett Richards)
Most Wild Pitches (as Reliever)	13	2004 (Kevin Gregg)
Most 1-0 Victories	6	1964 (Dean Chance)
Most Games Finished	69	2008 (Francisco Rodriguez)
Highest Won-Lost Percentage (min. 15 decisions)	.800 (20-5)	2012 (Jered Weaver)
	.800 (16-4)	2014 (Matt Shoemaker)

★Based on 200-or-more innings pitched



CLUB GENERAL

Players Used, Game	25	2017 (Sept. 4 at OAK) 1986 (Sept. 10 at CLE)
Longest Game Time, Home (9 innings)	4:21	2020 (July 31 vs. HOU)
Longest Game Time, Road (9 innings)	4:33	2017 (Sept. 1 at TEX)
Shortest Game Time, Home (9 innings)	1:31	1972 (May 6 vs. MIL)
Shortest Game Time, Road (9 innings)	1:38	1963 (Sept. 25 at NYY)
Longest Game Time, Extra-Innings, Home	6:32	2014 (Aug. 9 vs. BOS; 19 inn.)
Longest Game Time, Extra-Innings, Road	6:32	2013 (Apr. 29 at OAK; 19 inn.)
Longest Game, Innings, Home	20	1982 (Apr. 13 vs. SEA)
Longest Game, Innings, Road	20	1971 (July 9 at OAK)
Most Left On Base (9 innings)	17	1986 (Aug. 15 at MIN) 1982 (Sept. 18 at TOR)
Most Left On Base, Extra-Innings	20	1968 (Aug. 21 vs. BAL - 15 inn.)
Most Double Plays Turned by Angels	6	1998 (May 12 at CWS) 1975 (Aug. 8 vs. NYY) 1966 (May 1 at BOS) 1963 (Aug. 23 at WAS)
Largest Winning Margin	22 (24-2)	1979 (Aug. 25 at TOR)
Largest Winning Margin, Home	19 (19-0)	2002 (May 10 vs. CWS)
Largest Losing Margin	18 (21-3)	2018 (Sept. 20 at OAK)
Largest Deficit Overcome, Win	8	1986 (Aug. 29 vs. DET; 13-12 win; Trailed 3-11 after 6 1/2)
Largest Deficit Overcome, Loss	9	1997 (July 31 vs. CWS; 14-12 loss)
Most Runs, Both Clubs	30 (9-21)	2000 (Sept. 30 vs. SEA)
Most Errors, 9 innings	6	1975 (June 27 vs. OAK)
Most Errors, Extra-Innings	6	1963 (Apr. 16 at MIN - 13 inn.)

CLUB BATTING

Most Runs	24 (24-2)	1979 (Aug. 25 at TOR)
Most Runs, Home	21 (21-6)	2004 (Aug. 25 vs. KC)
Most Runs, Inning	13	1997 (May 12 vs. CWS - 7th inn.) 1978 (Sept. 14 at TEX - 9th inn.)
Most Runs, Extra Inning (Single Inning)	9	2009 (Aug. 16 at BAL, 13th inn.)
Most Hits	26	1980 (June 20 at BOS) 1979 (Aug. 25 at TOR)
Most Hits, Inning	11	1997 (May 12 vs. CWS - 7th inn.) 1966 (Apr. 30 at BOS - 8th inn.)
Most Hits, First Inning	10	2013 (Apr. 20 vs. DET)
Most Total Bases	52	1980 (June 20 at BOS)
Most Total Bases, Inning	24	1966 (Apr. 30 at BOS - 8th inn.)
Most One-Base Hits	20	1967 (Aug. 23 at CLE)
Most Two-Base Hits	10	1999 (Apr. 12 at TEX)
Most Three-Base Hits	3 (16th time)	2011 (Sept. 2 vs. MIN)
Most Home Runs	7	2003 (June 4 at MON - Puerto Rico)
Most Home Runs, Inning	4	2000 (May 28 at KC - 5th inn.)
Most Home Runs, Both Clubs	11	1994 (July 1 at BAL; Cal - 5, Bal - 6)
Most Walks, 9 Innings	14	2000 (Sept. 23 at TEX)
Most Walks, Extra-Innings	14	1976 (May 8 vs. CLE - 13 inn.)
Most Strikeouts, 9 Innings	18	1978 (June 16 at NYY - Guidry)
Most Strikeouts, Extra-Innings	26	1971 (July 9 at OAK - 20 inn.)
Most Stolen Bases	7	1981 (Aug. 25 vs. BOS)
Most Stolen Bases, Inning	4	(last time) 1997 (June 28 at SEA, 7th inn.)
Most Steals of Home	2	1966 (Sept. 3 vs. WAS)
Most Steals by Opponent	8	2016 (Aug. 12 at CLE)
Most Extra-Base Hits	13	1980 (June 20 at BOS) 1979 (Aug. 25 at TOR)
Most Pinch-Hitters Used	7	1968 (Sept. 4 vs. CLE)



ANGELS RECORDS

GAME

CLUB PITCHING

Most Runs Allowed	21	2018 (Sept. 20 at OAK) 2000 (Sept. 30 vs. SEA)
Most Runs Allowed, Home	21	2000 (Sept. 30 vs. SEA)
Most Runs Allowed, Road	21	2018 (Sept. 20 at OAK)
Most Runs Allowed, Inning	13	1996 (July 5 at OAK - 1st inn.) 1990 (July 8 at MIL - 5th inn.)
Most Hits Allowed	26	1980 (Aug. 28 at BAL)
Most Hits Allowed, Inning	10	1990 (July 8 at MIL - 5th inn.)
Most Two-Base Hits Allowed	8	1994 (Aug. 9 vs. KC) 1980 (Aug. 28 at BAL)
Most Home Runs Allowed	8	2005 (June 30 at TEX) 1996 (June 27 vs. OAK)
Most Home Runs Allowed, Inning	4	2000 (May 26 at KC - 6th inn.) 1995 (Sept. 5 at BAL - 2nd inn.) 1963 (July 31 at CLE - 3rd inn.)
Most Base on Balls Allowed, 9 Innings	12 (last time)	2000 (Sept. 30 vs. SEA)
Most Base on Balls Allowed, Extra-Innings	13	1994 (Aug. 6 vs. CWS, 10 inn.) 1992 (July 12 at DET, 10 inn.)
Most Strikeouts, 9 Innings	20	2012 (Sept. 25 at SEA)
Most Strikeouts, Extra-Innings	26	2004 (June 8 vs. MIL, 17 inn.)
Most Hit Batsmen	5	2018 (Aug. 12 vs. OAK) 2001 (June 7 vs. OAK)
Most Wild Pitches	6	1991 (Apr. 13 at MIN)
Most Pitchers Used, 9 Innings	9 (last time)	2020 (July 31 vs. HOU)
Most Pitchers Used, Extra-Innings	12	2017 (Sept. 4 at OAK, 11 inn.)

INDIVIDUAL BATTING

Most At-Bats (9 inn.)	7	Jim Edmonds	1995 (June 29 at TEX)
		Wally Joyner	1986 (Aug. 5 at MIN)
		Don Baylor	1979 (Aug. 25 at TOR)
		Albie Pearson	1961 (July 21 vs. WAS)
Most At-Bats (Extras)	9	Albert Pujols	2014 (Aug. 9 vs. BOS, 19 inn.)
		Brendan Harris, Howie Kendrick	2013 (Apr. 29 at OAK; 19 inn.)
		Don Baylor	1982 (Apr. 13 vs. SEA; 20 inn.)
Most Runs	5	C.J. Cron	2016 (July 2 at BOS)
		Mark Trumbo	2013 (Sept. 10 at TOR)
		Erick Aybar	2011 (Sept. 18 at BAL)
		Tim Salmon	1998 (Apr. 12 at CLE)
Most Hits	6	C.J. Cron	2016 (July 2 at BOS - 9 inn.)
		Chone Figgins	2007 (June 18 vs. HOU - 9 inn.)
		Garret Anderson	1996 (Sept. 27 at TEX - 15 inn.)
Most Hits, Inning	2	Several times; last - David Fletcher & Mike Trout	2019 (July 12 vs. SEA - 1st inn.)
Most Hits, Extra-Innings	6	Garret Anderson	1996 (Sept. 27 at TEX)
Most Two-Base Hits	3	Several times; last - Mike Trout	2018 (May 26 at NYY)
Most Three-Base Hits	2	Several times; last - Erick Aybar	2011 (Sept. 2 vs. MIN)
Most Home Runs, Game	3	Torii Hunter	2009 (June 13 vs. SD)
		Garret Anderson	2003 (June 4 at MON - Puerto Rico)
		Troy Glaus	2002 (Sept. 15 vs. TEX)
		Dave Winfield	1991 (Apr. 13 at MIN)
		Wally Joyner	1987 (Oct. 3 vs. CLE)
		Reggie Jackson	1986 (Sept. 18 vs. KC)
		Doug DeCinces	1982 (Aug. 8 at SEA) 1982 (Aug. 3 vs. MIN)
		Fred Patek	1980 (June 20 at BOS)
		Carney Lansford	1979 (Sept. 1 at CLE)
		Leroy Stanton	1973 (July 10 at BAL)
		Lee Thomas	1961 (Sept. 5 at KC)
Most Extra-Base Hits	4	11 times; last - Mike Trout	2018 (May 26 at NYY)
Most Total Bases	15	Dave Winfield	1991 (Apr. 13 at MIN)
Most RBI	10	Garret Anderson	2007 (Aug. 21 vs. NYY)
Most Base on Balls, 9 Innings	4	Several times; last - Mike Trout	2018 (July 23 vs. CWS)
Most Base on Balls, Extra Innings	5	Albie Pearson	1963 (Apr. 24 at DET - 14 inn.) 1961 (June 25 vs. BAL - 15 inn.)
Most Intentional Base on Balls	3	7 times; last - Mike Trout	2018 (May 1 vs. BAL)
Most Strikeouts, 9 Innings	4	Several times, last - Jo Adell	2020 (Sept. 12 at COL)
Most Strikeouts, Extra-Innings	6	Bill Cowan	1971 (July 9 at OAK)
		Rick Reichardt	1966 (May 31 vs. SEA)
Most Grounded Into Double Plays	3	4 times; last - Josh Hamilton	2013 (June 18 vs. CLE)
Most Stolen Bases	4	4 times; last - Cameron Maybin	2017 (June 9 at HOU)
Most Caught Stealing	3	Luis Polonia	1993 (May 24 at SEA)
Players Hitting for Cycle	3	Shohei Ohtani	2019 (June 13 at TB)
		Mike Trout	2013 (May 21 vs. SEA)
		Chone Figgins	2006 (Sept. 16 at TEX)
		Jeff DaVanon	2004 (Aug. 25 vs. KC)
		Dave Winfield	1991 (June 24 at KC)
		Dan Ford	1979 (Aug. 10 vs. SEA)
		Jim Fregosi (Twice)	1968 (May 20 vs. BOS) & 1964 (July 28 vs. NYY)

ANGELS RECORDS

GAME



5-for-5 Game	Mike Trout	2018 (Sept. 8 at CWS) 2018 (May 26 at NYY)
	Yunel Escobar	2016 (Aug. 17 vs. SEA) 2016 (July 26 at KC)
	Erick Aybar	2015 (July 3, 2015 at TEX)
	Mark Trumbo	2013 (Sept. 10 at TOR)
	Bobby Abreu	2011 (Apr. 3 at KC)
	Kendrys Morales	2009 (Aug. 28 vs. OAK)
	Casey Kotchman	2008 (July 23 vs. CLE)
	Chone Figgins	2007 (June 18 vs. HOU - 6-for-6)
	David Eckstein	2004 (June 2 vs. BOS)
	Darin Erstad	2002 (Aug. 27 vs. TB)
	Tim Salmon	2002 (July 19 vs. SEA)
	Mo Vaughn	2000 (May 24 at MIN)
	Gary DiSarcina	1998 (Sept. 24 at OAK) 1998 (June 13 at TEX)
	Darin Erstad	1998 (June 9 at ARI)
	Rex Hudler	1996 (May 26 vs. BOS)
	Tony Phillips	1995 (June 14 vs. MIN)
	Chili Davis	1995 (May 10 vs. TEX)
	Chris Turner	1994 (July 5 at BOS)
	Tim Salmon	1994 (May 13 at SEA)
	Dave Winfield	1991 (June 24 at KC)
	Dave Gallagher	1991 (May 19 at BAL)
	Bob Boone	1988 (June 17 at KC)
	Juan Beniquez	1984 (May 29 vs. NYY)
	Rod Carew	1981 (Aug. 21 vs. CLE)
	Rick Burleson	1981 (June 3 at TOR)
	Dickie Thon	1980 (May 28 vs. TEX)
	Brian Downing	1979 (Apr. 15 at OAK)
	Mario Guerrero	1977 (June 14 at MIN)
	Richie Scheinblum	1973 (July 28 at KC)
	Tom Satriano	1968 (Aug. 11 at BAL)
	Lee Thomas	1961 (Sept. 5 at KC)

INDIVIDUAL PITCHING

Perfect Game	Mike Witt	1984 (Sept. 30 at TEX)
No-Hitters, Angels (incl. combined)	Taylor Cole, Félix Peña	2019 (July 12 vs. SEA)
	Jered Weaver	2012 (May 2 vs. MIN)
	Ervin Santana	2011 (July 27 at KC)
	Jered Weaver, Jose Arredondo (unofficial)	2008 (June 28 at LAD, 8 IP)
	Mark Langston, Mike Witt	1990 (Apr. 11 vs. SEA)
	Mike Witt	1984 (Sept. 30 at TEX - Perfect Game)
	Nolan Ryan	1975 (June 1 vs. BAL) 1974 (Sept. 28 vs. MIN) 1973 (July 15 at DET) 1973 (May 15 at KC)
	Clyde Wright	1970 (July 3 vs. OAK)
	Bo Belinsky	1962 (May 5 vs. BAL)
No-Hitters, Opponents (incl. combined)	Eric Milton	1999 (Sept. 11 at MIN)
	Kenny Rogers	1994 (July 28 at TEX - Perfect Game)
	Joe Cowley	1986 (Sept. 19 vs. CWS)
	Bert Blyleven	1977 (Sept. 22 vs. CLE)
	Dennis Eckersley	1977 (May 30 at CLE)
	Vida Blue	1975 (Sept. 28 at OAK)
	Glenn Abbott	
	Paul Lindblad	
	Rollie Fingers	
	Earl Wilson	1962 (June 26 at BOS)
One-Hitters, Angels (individual)	(last time - Andrew Heaney)	2018 (June 5 vs. KC)
One-Hitters, Opponents (individual)	(last time - Mike Leake)	2019 (July 19 at SEA)
Most Earned Runs Allowed	Scott Kazmir	2010 (July 10 at OAK)
Most Hits Allowed	John Lackey	2008 (July 10 at TEX - 5.2 IP)
	Paul Hartzell	1976 (Sept. 9 at KC - 8.2 IP)
Most Home Runs Allowed	Nick Tropeano	2018 (July 26 vs. CWS)
	Willie Fraser	1988 (Aug. 16 at NYY)
Most Base on Balls, 9 Innings	Andy Hassler	1974 (Sept. 4 at OAK)
	Nolan Ryan	1974 (Apr. 5 at CWS)
	Rudy May	1973 (Sept. 17 at OAK - 12.2 IP)
Most Base on Balls, Inning (No IBB)	(last time - Zack Greinke)	2012 (Aug. 8 at OAK)
Most Strikeouts, 9 Innings	Nolan Ryan	1974 (Aug. 12 vs. BOS)
Most Strikeouts, Extra-Innings	Nolan Ryan	1977 (June 8 vs. TOR - 10 IP) 1974 (Aug. 20 vs. DET - 11 IP) 1974 (June 14 vs. BOS - 13 IP)
Most Strikeouts, Inning	Luke Bard	2019 (Apr. 22 vs. NYY)
	Zack Greinke	2012 (Sept. 25 vs. SEA, 4th inn.)
	Scott Shields	2008 (June 21 at PHI, 8th inn.)
	Chuck Finley (twice)	1999 (Aug. 15 vs. DET, 1st inn. & May 12 at NYY, 3rd inn.)
Most Hit Batsmen	Ryne Duren	1961 (May 18 vs. CWS, 7th inn.)
	Scott Schoeneweis	2001 (June 7 vs. OAK)
	Omar Olivares	1999 (June 13 vs. ARI)
	Steve Sparks	1999 (May 22 at TB)
	Ken McBride	1964 (Apr. 23 vs. CLE)
Striking Out the Side, 9 Pitches	Garrett Richards	2014 (June 4 at HOU - 2nd inn.)
	Nolan Ryan	1972 (July 9 vs. BOS - 2nd inn.)

ANGELS RECORDS



ANGELS RECORDS

CONSECUTIVE

CLUB GENERAL

Games Won	11	1964 (June 16-26)
Games Won, Home	12	1967 (July 4-Aug. 4)
Games Won, Road	11	2018 (Mar. 30-Apr. 24)
Games Won Vs. One Club	14	1988 (July 6-Aug. 2)
Games Won vs. One Club, Home	11	vs. DET (May 8, 2002-Aug. 23, 2003)
Games Won vs. One Club, Road	9	vs. DET (May 8, 2002-May 5, 2004)
Double-Headers Won	5	vs. KC Royals (Aug. 29, 2003-July 3, 2005)
Come-From-Behind Wins	7	vs. KC A's (July 25, 1965-May 2, 1965)
Games Lost	13	1964 (July 12-26)
Games Lost, Home	15	1996 (June 9-15)
Games Lost, Road	14	1988-89 (Sept. 19-Apr. 4)
Games Lost vs. One Club, Home	13	1974 (June 30-July 28)
Games Lost vs. One Club, Road	12	1969 (Apr. 29-June 8)
Games Lost vs. One Club, Road	12	vs. CLE (July 18, 1973-July 13, 1975)
Errorless Games	14	vs. CWS (July 23, 1964-Apr. 12, 1966)
Games Making Double Plays	18	4 times; last, 2017 (July 1-21)
		1963 (Aug. 13-Sept. 1 - 38 DP)

CLUB BATTING

Hits, Game (No BB/SF/HBP)	7	2009 (June 12 vs. SD - 4th inn.)
		2002 (Aug. 31 vs. BAL - 2nd inn.)
		1998 (July 29 vs. NYY - 4th inn.)
		1988 (Aug. 27 vs. NYY - 2nd inn.)
		1979 (May 13 at NYY - 9th inn.)
Hits, Game (Including BB/SF/HBP)	11	1997 (May 12 vs. CWS - 7th inn.)
Consecutive Batters Reaching Base Safely, Game	10	1979 (July 4 vs. OAK - 8th inn.)
		1978 (Sept. 14 at TEX - 9th inn.)
Games with a Home Run	18	July 26-Aug. 13, 1982 (30 Total)
Games with a Double	28	July 26-Aug. 24, 1990 (43 Total)
Consecutive Home Runs	3	Tommy La Stella, Mike Trout, Shohei Ohtani
		2019 (June 8 vs. SEA)
		Kole Calhoun, Mike Trout, Albert Pujols
		2016 (Sept. 3 at SEA)
		Mike Trout, Albert Pujols, Raul Ibanez
		2014 (Apr. 13 vs. NYM)
		Juan Rivera, Kendrys Morales, Mike Napoli
		2009 (July 27 vs. CLE)
		Kendrys Morales, Mike Napoli, Brandon Wood
		2008 (Sept. 18 at OAK)
		Vladimir Guerrero, Jose Guillen, Jeff DaVanon
		2004 (May 24 at TOR)
		Troy Glaus, Darin Erstad, Garret Anderson
		2001 (July 26 vs. TB)
		Garret Anderson, Troy Glaus, Scott Spiezio
		2000 (June 24 vs. MIN)
		Mo Vaughn, Tim Salmon, Garret Anderson
		2000 (May 28 at KC)
		Reggie Jackson, Bobby Grich, Brian Downing
		1984 (Apr. 24 at BOS)
		Bobby Bonds, Don Baylor, Ron Jackson
		1977 (May 11 vs. BAL)
		Lee Thomas, Leon Wagner, Bob Rodgers
		1962 (Aug. 28 vs. KC)
Stolen Bases	14	1975 (Apr. 27-May 11)

CLUB PITCHING

Complete Games	7	1972 (Sept. 21-27)
Shutouts	3	1974 (Sept. 28-Oct. 1)
		1965 (July 9-11)
Shutout Innings Pitched	32.2	1974 (Sept. 28-Oct. 2)
Games With Save	6	2005 (Sept. 17-23)
		1996 (June 10-15)
Innings, No Home Runs	100.2	1974 (July 22-Aug. 6)
Games Allowing a Home Run	22	2019 (June 14-July 7; 35 total)
Games Allowing a Home Run (Starters)	16	1994 (July 5-23; 23 total)

INDIVIDUAL BATTING

Games Played	648	Sandy Alomar	May 16, 1969-May 21, 1973
Games Hitting Safely	28	Garret Anderson	1998 (June 28-July 31)
Games Reaching Base Safely	63	Orlando Cabrera	2006 (Apr. 25-July 6)
Hits (Consecutive PAs - no BB/SF/HBP)	9	Bengie Molina	2001 (Aug. 20-23)
Times on Base Safely	12	Bobby Grich	1984 (Sept. 14-17)
Games with Home Run	5	Bobby Bonds	1977 (Aug. 2-7)
Games with RBI	12	Garret Anderson	2007 (Aug. 26-Sept. 7)
Games with One-or-More Runs	15	Mike Trout	2012 (July 5-23)
Stolen Bases	30	Mike Trout	2012 (June 5-Aug. 21)

ANGELS RECORDS

CONSECUTIVE



INDIVIDUAL PITCHING

Games Won	14	Chuck Finley	1997-98 (July 1-May 2)
Games Won, Season	12	Jarrod Washburn	2002 (Apr. 19-July 21)
Games Won, Start of Season	9	Jerred Weaver (12 starts)	2006 (May 27-Aug. 18)
Games Won, Reliever	10	Darren Oliver	2008-09 (May 6-July 18)
Complete Games Won	7	Jack Sanford	1966 (May 6-Aug. 4)
Games Lost	17	Nolan Ryan	1973 (Aug. 29-Sept. 27)
Games Appeared	7	Andy Hassler	1975-76 (May 4-July 2)
Complete Games	14	Clyde Wright	1969 (Aug. 1-9)
Shutouts	3	Frank Tanana	1977 (Apr. 29-July 3)
		Nolan Ryan	1976-77 (Sept. 29-Apr. 7)
		Rudy May	Apr. 23-May 4, 1973
		Nolan Ryan	Aug. 22-31, 1972
		Jim McGlothlin	May 28-June 7, 1967
		Dean Chance	July 11-19, 1964
Shutout Innings	36	Jim McGlothlin	1967
Innings, No Home Runs	105.2	Greg Minton	1988-89 (June 18-June 10)
Strikeouts	8	Cam Bedrosian	2016 (July 28-Aug. 2)
		Nolan Ryan	1973 (Aug. 7 at Milwaukee)
			1972 (July 9 vs. Boston)
Strikeouts, Two Consecutive Games	32	Nolan Ryan	1974 (Aug. 7 vs. CWS - 13 & Aug. 12 vs. BOS - 19)
Strikeouts, Three Consecutive Games	47	Nolan Ryan	1974 (Aug. 12 vs. BOS - 19, Aug. 16 vs. MIL - 9 & Aug. 20 vs. DET - 19)
Saves	25	Francisco Rodriguez	2008 (Apr. 14-June 11)

ROOKIE SEASON

INDIVIDUAL BATTING (QUALIFIED FOR BATTING TITLE)

Highest Average	326	2012 (Mike Trout)
Highest On-Base Percentage	399	2012 (Mike Trout)
Highest Slugging Percentage	564	2012 (Mike Trout)
Highest OPS	963	2012 (Mike Trout)
Most Games	162	1964 (Bobby Knoop)
Most At-Bats	639	1987 (Devon White)
Most Runs	129	2012 (Mike Trout)
Most Hits	182	2012 (Mike Trout)
Most Multi-Hit Games	56	2012 (Mike Trout)
Most Extra-Base Hits	67	1993 (Tim Salmon)
Most Two-Base Hits	35	1993 (Tim Salmon)
Most Three-Base Hits	11	2000 (Adam Kennedy)
Most Home Runs	31	1993 (Tim Salmon)
Most Consecutive Games w/ One-or-More HR	4 (5 total)	1993 (Tim Salmon; Aug. 16-19)
Most Total Bases	315	2012 (Mike Trout)
Most Runs Batted In	100	1986 (Wally Joyner)
Most Game-Winning RBI	14	1986 (Wally Joyner)
Most Stolen Bases	49	2012 (Mike Trout)
Longest Hitting Streak	21	2004 (Robb Quinlan)
Most Sacrifice Hits	16	2001 (David Eckstein)
Most Sacrifice Flies	12	1986 (Wally Joyner)
Most Hit by Pitch	21	2001 (David Eckstein)
Most Base on Balls	82	1993 (Tim Salmon)
Most Strikeouts	139	2012 (Mike Trout)

LONGEST HITTING STREAKS IN ANGELS HISTORY

28 - Garrett Anderson (1998)	21 - Darin Erstad (2005)	18 - Howie Kendrick (2011)
25 - Rod Carew (1982)	Robb Quinlan (2004)	Torii Hunter (2011)
23 - Garrett Anderson (2008)	Randy Velarde (1996)	David Eckstein (2004)
Jim Edmonds (1995)	Bobby Grich (1981)	Chad Curtis (1993)
22 - Sandy Alomar (1970)	20 - Kendrys Morales (2009)	Fred Lynn (1982)
	Vladimir Guerrero (2006)	Rod Carew (1980)
	Tim Salmon (2003)	Sandy Alomar (1971)
	Bobby Grich (1979)	Buck Rodgers (1964)
	19 - Rod Carew (1982)	





ANGELS RECORDS

ROOKIE SEASON

STARTERS (BASED ON 200-OR-MORE INNINGS PITCHED)

Lowest ERA	2.93	1965 (Marcelino Lopez)
Most Games Won	16	2014 (Matt Shoemaker)
Best Winning Pct.	800 (16-4)	2014 (Matt Shoemaker)
Consecutive Wins to Start Career	9	2006 (Jered Weaver)
Most Games Lost	19	1974 (Frank Tanana)
Fewest Games Lost	10	1987 (Willie Fraser) 1962 (Dean Chance)
Most Games ★	39	1974 (Frank Tanana)
Most Starts	36	1961 (Ken McBride)
Most Complete Games	12	1974 (Frank Tanana)
Most Innings Pitched	268.2	1974 (Frank Tanana)
Most Hits Allowed	262	1974 (Frank Tanana)
Fewest Hits Allowed	185	1965 (Marcelino Lopez)
Most Runs Allowed	113	1961 (Ken McBride)
Fewest Runs Allowed	79	1965 (Marcelino Lopez)
Most Earned Runs	97	1961 (Ken McBride)
Fewest Earned Runs	68	1962 (Dean Chance)
Most Base on Balls	122	1962 (Bo Belinsky)
Fewest Base on Balls	61	1984 (Ron Romanick)
Most Strikeouts	180	1974 (Frank Tanana) 1961 (Ken McBride)
Most Shutouts	4	1974 (Frank Tanana)
Lowest Batting Average Against	.233	1965 (Marcelino Lopez)
No-Hitter	Bo Belinsky	1962 (May 5 vs. BAL)

★ Tanana's total includes four relief appearances.

ROOKIE SEASON

RELIEVERS (BASED ON 40-OR-MORE GAMES)

Lowest ERA	1.31	1964 (Bob Lee)
Most Games Won	11	1979 (Mark Clear)
Most Games	75	2013 (Dane De La Rosa)
Most Saves	32	2011 (Jordan Walden)
Most Innings Pitched	114	1987 (DeWayne Buice)
Most Hits Allowed	89	1982 (Luis Sanchez)
Fewest Hits Allowed	32	2002 (Brendan Donnelly)
Most Runs Allowed	48	1979 (Mark Clear)
Fewest Runs Allowed	13	2002 (Brendan Donnelly) 1969 (Ken Tatum)
Most Earned Runs	44	1979 (Mark Clear)
Fewest Earned Runs	11	2008 (Jose Arredondo)
Most Base on Balls	68	1979 (Mark Clear)
Fewest Base on Balls	7	2016 (Deolis Guerra)
Most Strikeouts	109	1987 (DeWayne Buice)
Most Home Runs Allowed	14	2018 (Noé Ramirez)
Lowest Batting Average Against	.147	1995 (Troy Percival)

BEST ANGELS CAREER EARNED RUN AVERAGES (100 OR MORE GAMES STARTED)

	NAME	ERA	GS	INN	ER
1.	Andy Messersmith	2.78	123	972.1	300
2.	Dean Chance	2.83	168	1236.2	389
3.	Nolan Ryan	3.07	288	2181.1	743
4.	Frank Tanana	3.08	218	1615.1	553
5.	George Brunet	3.13	157	1047.1	364
6.	Clyde Wright	3.28	189	1403.1	512
7.	Jim McGlothlin	3.37	110	692.1	259
8.	Garrett Richards	3.54	115	744.2	293
9.	Jered Weaver	3.55	322	2025	798
10.	Kelvim Escobar	3.60	101	658	263

ANGELS IN THE POSTSEASON

The Angels celebrated their first
World Series Championship in 2002





CLUB POSTSEASON

1979

1979 CALIFORNIA ANGELS

Following entry into the American League as an expansion club in 1961, the first postseason berth for the Angels franchise came in 1979. The Angels featured an offense that led the American League in runs scored with 866 and registered a .282 team average, both marks establishing club records.

The magical season, considered by Owner Gene Autry as one of his proudest memories, was led by the MVP season of Don Baylor who recorded a .296 average with 36 home runs, and a league-leading 162 games played, 120 runs scored and 139 RBI. His 28 RBI in April set a league record, while his 34 RBI in July established a club record. Baylor's accomplishments led to his selection as A.L. "Player of the Month" twice in '79.

Baylor, Dan Ford (101) and Bobby Grich (101) paced the club in RBI, while Baylor, Ford (100) and Carney Lansford (114) led the club in runs scored. The season would mark the first in an Angels' uniform for future Hall of Famer Rod Carew and the last for another headed to the Hall in Nolan Ryan.

The season featured countless memorable moments, both from an individual and team perspective. During an impressive three-game series prior to the All-Star break, the Angels swept the defending World Champion New York Yankees. Ryan would be denied his fifth no-hitter with the Angels in the ninth inning of a 6-1 win, July 13. Three home runs and a five-run eighth against Cleveland, Aug. 31 aided a 9-8 win that would put the club into first to stay. Frank Tanana was on the mound Sept. 25, collecting a 4-1 division-clinching victory against Kansas City, solidifying the Angels' first trip to the American League Championship Series.

Despite leading in each of the first three games of the ALCS against Baltimore, the Angels were defeated by the Orioles, three games to one. Their performance against a club that finished regular season play with a 102-57 record was more than most expected.

In Game One at Baltimore, pinch-hitter John Lowenstein's three-run homer in the bottom of the 10th was the decisive blow in a 6-3 Baltimore win. California battled back from a 9-1 deficit in Game Two, scoring six runs in the final three innings during a 9-8 loss in Memorial Stadium.

Larry Harlow's dramatic run-scoring double in the bottom of the ninth in Anaheim in Game Three accounted for the only California win as the Orioles, behind Scott McGregor's six-hitter, won Game Four, 8-0.



A slogan often seen and heard during the 1979 campaign.



CLUB POSTSEASON

1979



1979 ALCS - BALTIMORE VS. CALIFORNIA (BEST-OF-FIVE)

GAME 1 - Wednesday, October 3 at Baltimore (N)

CALIFORNIA	1	0	1	0	0	1	0	0	0	0	—	3	7	1
BALTIMORE	0	0	2	1	0	0	0	0	0	3	—	6	6	0

Ryan, Montague (8), and Downing; Palmer, Stanhouse (10) and Dempsey. WP—Stanhouse. LP—Montague. GWRBI—Lowenstein. HR—Ford, Lowenstein.

Time—3:10 Attendance—52,787

GAME 2 - Thursday, October 4 at Baltimore (D)

CALIFORNIA	1	0	0	0	0	1	1	3	2	—	8	10	1
BALTIMORE	4	4	1	0	0	0	0	0	x	—	9	11	1

Frost, Clear (2), Aase (8) and Downing; Flanagan, Stanhouse (8) and Dempsey. WP—Flanagan. LP—Frost. SV—Stanhouse. GWRBI—Kelly. HR—Ford, Murray.

Time—2:51 Attendance—52,108

GAME 3 - Friday, October 5 at California (N)

BALTIMORE	0	0	0	1	0	1	1	0	0	—	3	8	3
CALIFORNIA	1	0	0	1	0	0	0	0	2	—	4	9	0

D.Martinez, Stanhouse (9) and Skaggs; Tanana, Aase (6) and Downing. WP—Aase. LP—Stanhouse. GWRBI—Harlow. HR—Baylor.

Time—2:59 Attendance—43,199

GAME 4 - Saturday, October 6 at California (D)

BALTIMORE	0	0	2	1	0	0	5	0	0	—	8	12	1
CALIFORNIA	0	0	0	0	0	0	0	0	0	—	0	6	0

McGregor and Dempsey; Knapp, LaRoche (3), Frost (4), Montague (7), Barlow (9) and Downing. WP—McGregor. LP—Knapp. GWRBI—Singleton. HR—Kelly.

Time—2:56 Attendance—43,199

ANGELS 1979 CHAMPIONSHIP SERIES STATISTICS

PLAYER-POSITION	G	AB	R	H	2B	3B	HR	RBI	AVG
Davis, ph	2	2	1	1	1	0	0	0	.500
Carew, 1b	4	17	4	7	3	0	0	1	.412
Ford, rf	4	17	2	5	1	0	2	4	.294
Lansford, 3b	4	17	2	5	0	0	0	3	.294
Miller, cf	4	16	2	4	0	0	0	0	.250
Downing, c	4	15	1	3	0	0	0	1	.200
Baylor, dh-lf	4	16	2	3	0	0	1	2	.188
Grich, 2b	4	13	0	2	1	0	0	2	.154
Harlow, lf-ph	3	8	0	1	1	0	0	1	.125
Anderson, ss	4	11	0	1	0	0	0	0	.091
Thon, pr-ss	1	0	1	0	0	0	0	0	.000
Campaneris, ss	1	0	0	0	0	0	0	0	.000
Rettenmund, ph-dh	2	2	0	0	0	0	0	0	.000
Clark, lf	1	3	0	0	0	0	0	0	.000
Totals	4	137	15	32	7	0	3	14	.234

PITCHER	G	IP	H	R	ER	BB	SO	W	L	ERA
Barlow	1	1	0	0	0	0	0	0	0	0.00
Ryan	1	7	4	3	1	3	8	0	0	1.29
Aase	2	5	4	1	1	2	6	1	0	1.80
Tanana	1	5	6	2	2	2	3	0	0	3.60
Clear	1	5.2	4	3	3	2	3	0	0	4.76
LaRoche	1	1.1	2	1	1	1	1	0	0	6.75
Knapp	1	2.1	5	2	2	1	0	0	1	7.71
Montague	2	4	4	4	4	2	2	0	1	9.00
Frost	2	4.1	8	10	9	5	1	0	1	18.69
Totals	4	35.2	37	26	23	18	24	1	3	5.80

No shutouts or saves.

CLUB POSTSEASON



1982 CALIFORNIA ANGELS

Considered by many as the best team in club history, the 1982 Angels were a solid group of established veterans and stars. In fact, the club boasted four former American League Most Valuable Players in the lineup (Don Baylor, Rod Carew, Reggie Jackson and Fred Lynn).

The '82 version of the Angels featured a punishing offense that saw nine players register at least 100 hits. Victory was especially satisfying for manager Gene Mauch, who last tasted success with the Philadelphia Phillies in 1964. Despite winning 93 games, the race for postseason play with Kansas City came down to the second to final game of the season when the Angels defeated Texas at home, 6-4.

It was the 1982 Angels, led by Baylor, who asked to have uniform No. 26 retired in order to honor Owner Gene Autry as the 26th player on the club. The gesture came on the final day of the season.

Each of California's nine starting position players registered at least 138 games played while five of them played 150-or-more games (Brian Downing - 158, Baylor - 157, Doug DeCinces & Reggie Jackson - 153 and Tim Lincecum - 150).

Outfielder Reggie Jackson, who ended his five tumultuous years with the Yankees by signing a four-year contract with the Angels, tied for the American League lead in home runs and set an Angels' record with 39. His 101 RBI also led the club.

Mauch's Angels used power and also created the phrase "little ball" as his offense led the A.L. with 114 sacrifice bunts. While Foli (26) and Bob Boone (23) combined for 49 sacrifices, 13 other Angels totaled at least one sacrifice, including Carew and Juan Beniquez, each with 16.

Two crowds of over 64,000 per game watched the Angels jump out to a 2-0 series lead against the Milwaukee Brewers. Baylor's five RBI in Game One led to an 8-3 triumph as left-hander Tommy John tossed a complete-game seven-hitter.

The following night, right-hander Bruce Kison limited Milwaukee to five hits during a 4-2 win in a game played in two hours and six minutes. The Angels had a commanding 2-0 series lead heading to Milwaukee.

With the series seemingly under control, the LCS shifted to County Stadium where the Brewers won Game Three, 5-3, behind a solid outing from Don Sutton. A pair of three-run innings and three California errors resulted in a 9-5 setback in Game Four, setting the stage for a dramatic and decisive Game Five. Cecil Cooper's two-run single in the seventh off Luis Sanchez was the difference in a 4-3 Brewers' series clinching win.

Despite not moving on to the World Series, outfielder Fred Lynn was honored as the series Most Valuable Player with his .611 average (11/18).



L-R: Fred Lynn, Don Baylor, Reggie Jackson, Rod Carew

CLUB POSTSEASON

1982



1982 ALCS RECAP

CALIFORNIA ANGELS VS. MILWAUKEE BREWERS

GAME 1 - Tuesday, October 5 at California (D)

MILWAUKEE	0	2	1	0	0	0	0	0	0	0	—	3	7	2
CALIFORNIA	1	0	4	2	1	0	0	0	0	x	—	8	10	0

Caldwell, Slaton (4), Ladd (7), Bernard (8) and Simmons; John and Boone. WP—John. LP—Caldwell. GWRBI—Baylor. HR—Thomas, Lynn.

Time—2:31 Attendance—64,406

GAME 2 - Wednesday, October 6 at California (D)

MILWAUKEE	0	0	0	0	2	0	0	0	0	0	—	2	5	0
CALIFORNIA	0	2	1	1	0	0	0	0	0	x	—	4	6	0

Vuckovich and Simmons; Kison and Boone. WP—Kison. LP—Vuckovich. GWRBI—Foli. HR—Re. Jackson, Molitor.

Time—2:06 Attendance—64,179

GAME 3 - Friday, October 8 at Milwaukee (D)

CALIFORNIA	0	0	0	0	0	0	0	3	0	—	3	8	0
MILWAUKEE	0	0	0	3	0	0	2	0	x	—	5	6	0

Zahn, Witt (4), Hassler (7), and Boone; Sutton, Ladd (8) and Simmons. WP—Sutton. LP—Zahn. SV—Ladd. GWRBI—Cooper. HR—Molitor, Boone.

Time—2:41 Attendance—51,003

GAME 4 - Saturday, October 9 at Milwaukee (D)

CALIFORNIA	0	0	0	0	0	1	0	4	0	—	5	5	3
MILWAUKEE	0	3	0	3	0	1	0	2	x	—	9	9	2

John, Goltz (4), Sanchez (8), and Boone; Haas, Slaton (8) and Simmons. WP—Haas. LP—John. SV—Slaton. GWRBI—Brouhard. HR—Baylor, Brouhard.

Time—3:10 Attendance—51,003

GAME 5 - Sunday, October 10 at Milwaukee (D)

CALIFORNIA	1	0	1	1	0	0	0	0	0	—	3	11	1
MILWAUKEE	1	0	0	1	0	0	2	0	x	—	4	6	4

Kison, Sanchez (6), Hassler (7) and Boone; Vuckovich, McClure (7), Ladd (9) and Simmons. WP—McClure. LP—Sanchez. SV—Ladd. GWRBI—Cooper. HR—Oglivie.

Time—3:01 Attendance—54,968

ANGELS 1982 LEAGUE CHAMPIONSHIP SERIES

PLAYER-POSITION	G	AB	R	H	2B	3B	HR	RBI	AVG
Ro. Jackson, ph	1	1	0	1	0	0	0	0	1.000
Lynn, cf	5	18	5	11	2	0	1	5	.611
DeCinces, 3b	5	19	5	6	2	0	0	0	.316
Baylor, dh	5	17	2	5	1	1	1	10	.294
Boone, c	5	16	3	4	0	0	1	4	.250
Grich, 2b	5	15	1	3	1	0	0	1	.200
Carew, 1b	5	17	2	3	1	0	0	0	.176
Downing, lf	5	19	3	3	1	0	0	0	.158
Foli, ss	5	16	0	2	0	0	0	1	.125
Re. Jackson, rf	5	18	2	2	0	0	1	2	.111
Beniquez, lf	2	0	0	0	0	0	0	0	.000
Clark, rf	2	0	0	0	0	0	0	0	.000
TOTALS	5	157	23	40	8	1	4	23	.255

PITCHER	G	IP	H	R	ER	BB	SO	W	L	ERA
Hassler	2	2.2	0	0	0	0	2	0	0	0.00
Kison	2	14	8	4	3	3	12	1	0	1.93
John	2	12.1	11	9	7	6	6	1	1	5.11
Witt	1	3	2	2	2	2	3	0	0	6.00
Sanchez	2	2.2	4	2	2	1	1	0	1	6.75
Goltz	1	3.2	4	3	3	2	2	0	0	7.36
Zahn	1	3.2	4	3	3	1	2	0	1	7.36
TOTALS	5	42	33	23	20	15	28	2	3	4.29

No shutouts or saves.

CLUB POSTSEASON



CLUB POSTSEASON

1986

1986 CALIFORNIA ANGELS

The 1986 campaign was an exciting season featuring some of the most memorable performances in Club history. A dramatic American League Championship Series also resulted in one of the most memorable postseasons in baseball history.

Bolstered by several veterans such as Bob Boone, Rick Burleson, Doug DeCinces, Brian Downing, Bobby Grich and Reggie Jackson, '86 saw the emergence of a young first baseman named Wally Joyner who captivated the baseball world with his solid first-half performance after replacing the legendary Rod Carew.

An eventual runner-up in Rookie of the Year voting behind Jose Canseco, Joyner recorded a .290 average with 22 home runs and 100 RBI. His clutch hitting and spectacular defense made him a favorite among Angels' fans immediately. Fans around the country eventually showed much of the same fondness.

After finishing in second place, one game back, in 1985, the Angels vowed in spring training to make up that one game in '86. Combined with a solid offense, California's starting rotation of Kirk McCaskill (17-10), Mike Witt (18-10), Don Sutton (15-11) and John Candelaria (10-2 in 16 starts) enabled the ballclub to finish with a 92-70 record.


Defense also contributed as the Angels sported two Gold Glove winners in Bob Boone and Gary Pettis, while Dick Schofield played an equally solid shortstop.

On April 26, a game between California and Minnesota was delayed for nine minutes in the Metrodome when strong winds tore a hole in the Metrodome roof, causing suspended lights and speakers to sag toward the field. When the game resumed in the top of the ninth, California struck for a trio of two-run homers and a 7-6 win. On May 14, Jackson homered off Boston's Roger Clemens to move past Mickey Mantle on the all-time list with 537. Wally Joyner broke up Walt Terrell's bid for a no-hitter with two outs in the ninth during a 3-0 loss. For the second time in his career, Jackson hit three home runs in a game, Sept. 18 vs. Kansas City. At the age of 40 years and four months, he joined Stan Musial and Babe Ruth as the only 40-plus players to accomplish the feat.

The excitement of the regular season spilled into the ALCS as the Angels jumped out to a 3-1 series lead over Boston. An incredible come-from-behind win in Game 4 by California after trailing 3-0 in the bottom of the ninth enabled the Angels to find themselves one game away from the World Series.

With the Angels leading 5-2 in the ninth inning of Game 5, the Red Sox staged one of the most improbable comebacks in postseason history, winning 7-6 in 11 innings. After Don Baylor's ninth-inning home run pulled Boston to 5-4, Dave Henderson slammed a two-run homer off reliever Donnie Moore for a 6-5 lead. The Angels were within one strike of victory.

Despite having the score tied in the bottom of the ninth, the Red Sox were able to squeeze out of a bases-loaded, one-out situation and send the game into extra-innings. The Angels were unable to regain their magic in Games 6 & 7 in Boston as the Red Sox advanced to the World Series where they would later experience some of the same heartbreak that befell the Angels.



1986 California Angels

CLUB POSTSEASON

1986



1986 ALCS RECAP

CALIFORNIA ANGELS VS. BOSTON RED SOX

GAME 1 - Tuesday, October 7 at Boston (N)

CALIFORNIA	0	4	1	0	0	0	0	0	3	0	—	8	11	0
BOSTON	0	0	0	0	0	1	0	0	0	0	—	1	5	1

Witt and Boone; Clemens, Sambito (8), Stanley (8) and Gedman. WP—Witt. LP—Clemens. GWRBI—Jones.
Time—2:52 Attendance—32,993

GAME 2 - Wednesday, October 8 at Boston (D)

CALIFORNIA	0	0	0	1	1	0	0	0	0	0	—	2	11	3
BOSTON	1	1	0	0	1	0	3	3	x	—	—	9	13	2

McCaskill, Lucas (8), Corbett (8) and Boone; Hurst and Gedman. WP—Hurst. LP—McCaskill. GWRBI—Dw. Evans. HR—Joyner, Rice.
Time—2:47 Attendance—32,786

GAME 3 - Friday, October 10 at California (D)

BOSTON	0	1	0	0	0	0	0	2	0	—	—	3	9	1
CALIFORNIA	0	0	0	0	0	1	3	1	x	—	—	5	8	0

Boyd, Sambito (7), Schiraldi (8) and Gedman; Candelaria, Moore (8) and Boone. WP—Candelaria. LP—Boyd. SV—Moore. GWRBI—Schofield. HR—Schofield, Pettis.
Time—2:48 Attendance—64,206

GAME 4 - Saturday, October 11 at California (D)

BOSTON	0	0	0	0	0	1	0	2	0	0	0	—	3	6	1
CALIFORNIA	0	0	0	0	0	0	0	0	3	0	1	—	4	11	2

Clemens, Schiraldi (9) and Gedman; Sutton, Lucas (7), Finley (8), Corbett (8), Boone and Narron (11). WP—Corbett. LP—Schiraldi. GWRBI—Grich. HR—DeCinces.
Time—3:50 Attendance—64,223

GAME 5 - Sunday, October 12 at California (D)

BOSTON	0	2	0	0	0	0	0	0	4	0	1	—	7	12	0
CALIFORNIA	0	0	1	0	0	2	2	0	1	0	0	—	6	13	0

Hurst, Stanley (7), Sambito (9), Schiraldi (11) and Gedman; Witt, Lucas (9), Moore (9), Finley (11), Boone and Narron (10). WP—Crawford. LP—Moore. S—Schiraldi. GWRBI—D. Henderson. HR—Gedman, Baylor, D. Henderson, Boone, Grich.
Time—3:54 Attendance—64,223

GAME 6 - Tuesday, October 14 at Boston (D)

CALIFORNIA	2	0	0	0	0	0	1	1	0	—	—	4	11	1
BOSTON	2	0	5	0	1	0	2	0	x	—	—	10	16	1

McCaskill, Lucas (3), Corbett (4), Finley (7), Boone and Narron (8); Boyd, Stanley (8) and Gedman. WP—Boyd. LP—McCaskill. GWRBI—Barrett. HR—Downing.
Time—3:23 Attendance—32,998

GAME 7 - Wednesday, October 15 at Boston (D)

CALIFORNIA	0	0	0	0	0	0	0	1	0	—	—	1	6	2
BOSTON	0	3	0	4	0	0	1	0	x	—	—	8	8	1

Candelaria, Sutton (4), Moore (8) and Boone; Clemens, Schiraldi (8) and Gedman. WP—Clemens. LP—Candelaria. GWRBI—Gedman. HR—Rice, Dw. Evans.
Time—2:39 Attendance—33,001

ANGELS 1986 LEAGUE CHAMPIONSHIP SERIES

PLAYER-POSITION	G	AB	R	H	2B	3B	HR	RBI	AVG
Boone, c	7	22	4	10	0	0	1	2	.455
Burleson, ph-dh-2b	4	11	0	3	0	0	0	0	.273
DeCinces, 3b	7	32	2	9	3	0	1	3	.281
Downing, lf	7	27	2	6	0	0	1	7	.222
Grich, 2b-1b	6	24	1	5	0	0	1	3	.208
Hendrick, rf-1b	3	12	0	1	0	0	0	0	.083
Howell, ph	2	1	0	0	0	0	0	0	.000
Re. Jackson, dh	6	26	2	5	2	0	0	2	.192
Jones, rf-pr	6	17	4	3	1	0	0	2	.176
Joyner, 1b	3	11	3	5	2	0	1	2	.455
Narron, c-ph	4	2	1	1	0	0	0	0	.500
Pettis, cf	7	26	4	9	1	0	1	4	.346
Schofield, ss	7	30	4	9	1	0	1	2	.300
White, rf-pr	4	2	2	1	0	0	0	0	.500
Wilfong, 2b-ph	4	13	1	4	1	0	0	2	.308
TOTALS	7	256	30	71	11	0	7	29	.277

PITCHER	G	IP	H	R	ER	BB	SO	W	L	ERA
Candelaria	2	10.2	11	8	1	6	7	1	1	0.84
Corbett	3	6.2	9	4	4	2	2	1	0	5.40
Finley	3	2	1	0	0	0	1	0	0	0.00
Lucas	4	2.1	3	3	3	1	2	0	0	11.57
McCaskill	2	9.1	16	13	8	5	7	0	2	7.71
Moore	3	5	8	4	4	2	0	0	1	7.20
Ruhle	1	.2	2	2	1	0	0	0	0	13.50
Sutton	2	9.2	6	2	2	1	4	0	0	1.86
Witt	2	17.2	13	5	5	2	8	1	0	2.55
TOTALS	7	64	69	41	28	19	31	3	4	3.94

No shutouts. Saves—Moore.

CLUB POSTSEASON



CLUB POSTSEASON 2002

2002 SEASON

The Angels finished the 2002 campaign with a 99-63 record, claiming the American League Wild Card, finishing four games behind Oakland in the Western Division. The Club's 99 wins established a franchise record (surpassed in 2008 with 100). On April 23, the Halos sat at 6-14 (worst start in club history after 20 games), 10.5 games behind Seattle. After that, the Angels were 44 games above .500 (93-49) over their final 142 games.

SEASON NOTES: Angels tallied 43 comeback wins, 12 when trailing after six innings...Club posted three win streaks of eight-or-more games for first time in Club history...Halos finished first in A.L. with a Club-record tying .282 batting average (also 1979)...Angels finished with a 3.69 ERA, ranking second in Junior Circuit (Oakland, 3.68) and first in saves with a Club-record 54...Troy Percival led the way with 40 saves...Relievers posted a 27-16 mark and 2.98 ERA, the best ERA in the A.L. and second in MLB (Atlanta)...Jarrod Washburn set a club record for road wins (13) and the longest single-season win streak (12, Apr. 19-July 21)...Garret Anderson finished with a .306 average (194/638), 93 runs scored, 56 doubles, three triples, 29 home runs, 123 RBI, 30 walks and six stolen bases in 158 games to be named as team MVP, finishing fourth in A.L. MVP voting.

POSTSEASON

ALDS: In their first postseason appearance in 16 years, the Angels defeated the New York Yankees in the Division Series (three games to one) to claim the first postseason series victory in club history. The Angels dropped Game 1 in New York before rolling off three consecutive wins to move to the Championship Series. The offense scored 31 runs in four games and hit .376 (56-for-149), a record for a team in any postseason series.

SERIES NOTES: In Game 1, Troy Glaus became the first Angel to collect two home runs in a postseason game and seventh player in Major League history to accomplish the feat in his first career playoff game...Francisco Rodriguez became the second pitcher in MLB history to win two playoff games before the age of 21 (also Fernando Valenzuela in 1981)...Rodriguez also became the first pitcher in MLB history to win two postseason games without owning a regular season victory...In Game 4, the club set a Division Series single-inning record with eight runs on a Major League postseason record 10 hits (also set by Philadelphia A's in Game 4 of 1929 World Series) during the fifth frame.

ALCS: The Angels defeated the Minnesota Twins (four games to one) to claim their first ever pennant and earn a spot in the Fall Classic. The franchise, established in 1961, had been tied with the Senators/Rangers franchise for longest tenure by an expansion team without reaching the World Series. It marked the first time in the history of the best-of-seven format that a team won four straight games after losing the opener in a Championship Series.

SERIES NOTES: Francisco Rodriguez became the first pitcher in Major League history to win his first three games in postseason play...In Game 5, the Angels scored 10 runs on 10 hits in the 7th inning establishing or tying several postseason records during the frame, including postseason marks for runs in an inning, singles in an inning and plate appearances in an inning...Adam Kennedy was named Most Valuable Player of the ALCS, the second Angel to be named ALCS MVP (also Fred Lynn in 1982 ALCS, the only MVP in ALCS history from the losing team)...Kennedy became the third player in history to hit three home runs in an LCS contest in Game 5, the sixth time in postseason history that a player homered three times in a contest...The Angels' bullpen combined to allow four runs in 14.1 innings in the series, fanning 18 batters...Halo pitchers did not allow a home run in the series.

WORLD SERIES: The All-California Series matched the Angels with the San Francisco Giants in the 99th edition of the Fall Classic. 42 years of waiting for a World Series crown came to a close for Angels fans in Game 7 when Darin Erstad caught Kenny Lofton's fly ball with two on and two out in the top of the ninth inning to preserve the Angels 4-1 series clinching victory in front of 44,598 raucous fans. Game 7 win was keyed by Garret Anderson's three-run double in the third inning. John Lackey received the win, becoming just the second rookie pitcher to win Game 7 of the World Series (also accomplished by Babe Adams with Pittsburgh in 1909).

SERIES NOTES: At 20 years, 286 days, Francisco Rodriguez became the youngest pitcher ever to win a World Series contest in Game 2...The win was his fifth of postseason, tying Randy Johnson (2001) for the most ever in a single postseason...In Game 6, Angels' 6-5 comeback win was biggest ever by a team facing Series elimination...It marked second time in 2002 postseason the Club overcame a five-run deficit to win (also trailed 6-1 in Game 3 of ALDS to NYY and won 9-6), the first team ever to rally from two five-run deficits in a single postseason...With his three-run homer in the seventh inning of Game 6, Scott Spiezio tied Cleveland's Sandy Alomar Jr. (1997) for most RBI (19) in a single post-season...Angels' manager Mike Scioscia became the 28th individual to play for and manage a World Series Championship team...Angels became the first team since 1912 Boston Red Sox to win World Series with no players with previous World Series experience...Halo third baseman Troy Glaus was named MVP of the Fall Classic after hitting .385 (10/26) with seven runs, three doubles, three home runs and eight RBI in seven games - sixth player to hit a pair of home runs in his first World Series game.

DID YOU KNOW? The Angels finished with an 8-1 record at home during postseason play in 2002.



Photo courtesy of Tom Haudock/MLB.com

A jubilant Troy Percival and Bengie Molina commence celebration of the Angels' first world title.

CLUB POSTSEASON

CLUB POSTSEASON 2002



2002 ALDS RECAP ANAHEIM ANGELS VS. NEW YORK YANKEES Oct. 1-5, 2002



GAME 1 - Tuesday, October 1 at Bronx (N)

ANAHEIM	0	0	1	0	2	1	0	1	0	—	5	12	0
NEW YORK	1	0	0	2	1	0	0	4	X	—	8	8	1

E: Posada. DP: Anaheim 4; New York 2. LOB: Anaheim 8; New York 0. HR: Jeter (off Washburn), Giambi (off Washburn), White (off Washburn), Glaus 2 (off Clemens, off Mendoza), Williams (off Donnelly). SB: Erstad, Eckstein; Soriano. S: Erstad. GDP: Anderson, Fullmer; Williams, Soriano, Posada, Giambi.

WP - Karsay, LP - Weber, S - Rivera. T—3:27 A—56,710

GAME 2 - Wednesday, October 2 at Bronx (N)

ANAHEIM	1	2	1	0	0	0	0	3	1	—	8	17	1
NEW YORK	0	0	1	2	0	2	0	0	1	—	6	12	1

E: Gil; Jeter. DP: New York 1. LOB: Anaheim 8; New York 11. HR: Salmon (off Pettitte), Spiezio (off Pettitte), Jeter (off Applier), Soriano (off Rodriguez), Anderson (off Hernandez), Glaus (off Hernandez). SB: Figgins. SF: Kennedy. HB: by Applier (Mondesi), by Percival (Soriano).

WP - Rodriguez, LP - Hernandez, S - Percival. T—4:11A—56,695

GAME 3 - Friday, October 4 at Anaheim (N)

NEW YORK	3	0	3	0	0	0	0	0	0	—	6	6	0
ANAHEIM	0	1	2	1	0	1	1	3	X	—	9	12	0

LOB: New York 6; Anaheim 8. HR: Kennedy (off Mussina), Salmon (off Karsay). SB: Kennedy. S: BMolina, Eckstein. SF: Posada, Ventura; Kennedy. HB: by Mussina (Glaus), by Weaver (Eckstein); by Ortiz (Mondesi). WP: Ortiz.

WP - Rodriguez, LP - Stanton, S - Percival. T—3:52 A—45,072

GAME 4 - Saturday, October 5 at Anaheim (D)

NEW YORK	0	1	0	0	1	1	1	0	1	—	5	12	2
ANAHEIM	0	0	1	0	8	0	0	0	X	—	9	15	1

E: Soriano, Wells; Glaus. DP: New York 2; Anaheim 2. LOB: New York 11; Anaheim 6. HR: Wooten (off Wells), Posada (off Donnelly). S: BMolina. SF: Jeter. GDP: Williams, Ventura; Erstad 2. HB: by Washburn (Giambi). WP: Rodriguez.

WP - Washburn, LP - Wells. T—3:37 A—45,067

ANGELS 2002 DIVISION SERIES

PLAYER	AVG	G	AB	R	H	TB	2B	3B	HR	RBI	SH	SF	HP	BB	IBB	SO	SB	CS	GI		
																			DP	E	
Anderson, G	.389	4	18	5	7	12	2	0	1	4	0	0	0	1	0	3	0	0	1	0	
Eckstein, D	.278	4	18	2	5	5	0	0	0	1	1	0	0	1	0	0	0	1	0	0	0
Erstad, D	.421	4	19	4	8	10	2	0	0	2	1	0	0	0	0	0	1	1	0	2	0
Figgins, C	.000	1	0	1	0	0	0	0	0	0	0	0	0	0	0	0	1	0	0	0	0
Fullmer, B	.286	3	7	1	2	3	1	0	0	0	0	0	0	1	1	1	0	0	0	1	0
Gil, B	.800	2	5	1	4	4	0	0	0	1	0	0	0	0	0	0	0	0	0	0	1
Glaus, T	.313	4	16	4	5	14	0	0	3	3	0	0	1	1	1	3	0	0	0	0	1
Kennedy, A	.500	4	8	4	4	8	1	0	1	3	0	2	0	1	0	2	1	0	0	0	0
Molina, B	.267	4	15	0	4	6	2	0	0	2	2	0	0	0	0	1	0	0	0	1	0
Molina, J	.000	0	0	0	0	0	0	0	0	0	0	0	0	0	0	0	0	0	0	0	0
Ochoa, A	.000	3	0	0	0	0	0	0	0	0	0	0	0	0	0	0	0	0	0	0	0
Palmeiro, O	.000	0	0	0	0	0	0	0	0	0	0	0	0	0	0	0	0	0	0	0	0
Salmon, T	.263	4	19	3	5	12	1	0	2	7	0	0	0	1	0	5	0	0	0	0	0
Spiezio, S	.400	4	15	2	6	10	1	0	1	6	0	0	0	2	0	1	0	0	0	0	0
Wooten, S	.667	3	9	4	6	9	0	0	1	2	0	0	0	0	0	1	0	0	0	0	0
TOTALS	.376	4	149	31	56	93	10	0	9	31	4	2	2	7	2	18	4	0	5	2	

PITCHER	W	L	ERA	G	GS	CG	GF	SHO	SV	IP	H	R	ER	HR	HB	BB	IBB	SO	WP	BK	OPP
																					AVG
Applier, K	0	0	5.40	1	1	0	0	0	0	5.0	5	3	3	1	1	3	0	3	0	0	.250
Donnelly, B	0	0	13.50	3	0	0	1	0	0	2.0	3	3	3	2	0	1	0	2	0	0	.333
Lackey, J	0	0	0.00	1	0	0	0	0	0	3.0	3	0	0	0	0	1	0	3	0	0	.250
Ortiz, R	0	0	20.25	1	1	0	0	0	0	2.2	3	6	6	0	1	4	0	1	1	0	.333
Percival, T	0	0	5.40	3	0	0	3	0	2	3.1	6	2	2	0	1	0	0	4	0	0	.375
Rodriguez, F	2	0	3.18	3	0	0	0	0	0	5.2	2	2	2	1	0	2	0	8	1	0	.105
Schoeneweis, S	0	0	27.00	3	0	0	0	0	0	0.1	2	1	1	0	0	0	0	0	0	0	.667
Shields, S	0	0	---	0	0	0	0	0	0	0.0	0	0	0	0	0	0	0	0	0	0	.000
Washburn, J	1	0	3.75	2	2	0	0	0	0	12.0	12	6	5	3	1	3	0	4	0	0	.286
Weber, B	0	1	18.00	2	0	0	0	0	0	1.0	2	2	2	0	0	2	0	0	0	0	.400
TOTALS	3	1	6.17	4	4	0	4	0	2	35.0	38	25	24	7	4	16	0	25	2	0	.281

CLUB POSTSEASON

CLUB POSTSEASON 2002



2002 WORLD SERIES RECAP SAN FRANCISCO GIANTS VS. ANAHEIM ANGELS Oct. 19-27, 2002



GAME 1 - Saturday, October 19 at Anaheim (N)

SAN FRANCISCO	0	2	0	0	0	2	0	0	0	—	4	6	0
ANAHEIM	0	1	0	0	0	2	0	0	0	—	3	9	0

LOB: San Francisco 5; Anaheim 8. HR: Bonds (off Washburn), Sanders (off Washburn), Snow (off Washburn); Glaus 2 (off Schmidt). SB: Fullmer. SH: Lofton.

WP - Schmidt, LP - Washburn, S - Nen. T—3:44 A—44,603

GAME 2 - Sunday, October 20 at Anaheim (N)

SAN FRANCISCO	0	4	1	0	4	0	0	0	1	—	10	12	1
ANAHEIM	5	2	0	0	1	1	0	2	X	—	11	16	1

E: Lofton; Anderson. DP: San Francisco 1; Anaheim 1. LOB: San Francisco 4; Anaheim 5. HR: Kent (off Appier), Sanders (off Appier), Bell (off Appier), Salmon 2 (off Ortiz, FeRodriguez), Bonds (off Percival). SB: Sanders; Fullmer, Spiezio. SF: Spiezio. GIDP: BMolina. PB: Santiago.

WP - FrRodriguez, LP - FeRodriguez, S - Percival. T—3:57 A—44,584

GAME 3 - Tuesday, October 22 at San Francisco (N)

ANAHEIM	0	0	4	4	0	1	0	1	0	—	10	16	0
SAN FRANCISCO	1	0	0	0	3	0	0	0	0	—	4	6	2

E: Bell, Santiago. DP: Anaheim 1; San Francisco 1. LOB: Anaheim 15; San Francisco 7. HR: Aurilia (off RaOrtiz), Bonds (off RaOrtiz). SB: Erstad, Salmon; Lofton. S: Hernandez. GIDP: Spiezio; Bell. HB: by Fultz (Kennedy).

WP - RaOrtiz, LP - Hernandez. T—3:37 A—42,707

GAME 4 - Wednesday, October 23 at San Francisco (N)

ANAHEIM	0	1	2	0	0	0	0	0	0	—	3	10	1
SAN FRANCISCO	0	0	0	0	3	0	0	1	X	—	4	12	1

E: Salmon; Bell. DP: Anaheim 3; San Francisco 3. LOB: Anaheim 5; San Francisco 8. HR: Glaus (off Rueter). SB: Goodwin. CS: Bell. SF: Eckstein; Kent. PB: BMolina.

WP - Worrell, LP - FrRodriguez, S - Nen. T—3:02 A—42,703

GAME 5 - Thursday, October 24 at San Francisco (N)

ANAHEIM	0	0	0	0	3	1	0	0	0	—	4	10	2
SAN FRANCISCO	3	3	0	0	0	2	4	4	X	—	16	16	0

E: Erstad, Glaus. LOB: Anaheim 9; San Francisco 8. HR: Kent 2 (off Weber, off Shields), Aurilia (off Shields). SB: Eckstein. S: Schmidt, Shinjo. SF: Erstad; Santiago, Sanders. HB: by Weber (Bell). WP: Schmidt.

WP - Zerbe, LP - Washburn. T—3:53 A—42,713

GAME 6 - Saturday, October 26 at Anaheim (N)

SAN FRANCISCO	0	0	0	0	3	1	1	0	0	—	5	8	1
ANAHEIM	0	0	0	0	0	0	3	3	X	—	6	10	1

E: Bonds; BMolina. DP: San Francisco 1; Anaheim 1. LOB: San Francisco 6; Anaheim 6. HR: Dunston (off Appier), Bonds (off FrRodriguez), Spiezio (off FeRodriguez), Erstad (off Worrell). SB: Lofton 2. S: JMolina. GIDP: Santiago; Anderson. WP: FrRodriguez.

WP - Donnelly, LP - Worrell, S - Percival. T—3:48 A—44,506

GAME 7 - Sunday, October 27 at Anaheim (N)

SAN FRANCISCO	0	1	0	0	0	0	0	0	0	—	1	6	0
ANAHEIM	0	1	3	0	0	0	0	0	X	—	4	5	0

DP: San Francisco 1. LOB: San Francisco 9; Anaheim 6. S: Erstad. SF: Sanders. HB: by Hernandez (Salmon).

WP - Lackey, LP - Hernandez, S - Percival. T—3:16 A—44,598



CLUB POSTSEASON



CLUB POSTSEASON 2002

ANGELS 2002 WORLD SERIES

PLAYER	AVG	G	AB	R	H	TB	2B	3B	HR	RBI	SH	SF	HP	BB	IBB	SO	SB	CS	GIDP	E
Anderson, G	.281	7	32	3	9	10	1	0	0	6	0	0	0	0	0	3	0	0	1	1
Eckstein, D	.310	7	29	6	9	9	0	0	0	3	0	1	0	3	0	2	1	0	0	0
Erstad, D	.300	7	30	6	9	15	3	0	1	3	1	1	0	1	0	4	1	0	0	1
Figgins, C	.000	2	0	1	0	0	0	0	0	0	0	0	0	0	0	0	0	0	0	0
Fullmer, B	.267	5	15	3	4	4	0	0	0	1	0	0	0	2	0	2	2	0	1	0
Gil, B	.800	3	5	1	4	5	1	0	0	0	0	0	0	0	0	1	0	0	0	0
Glaus, T	.385	7	26	7	10	22	3	0	3	8	0	0	0	4	1	6	0	0	1	1
Kennedy, A	.280	7	25	1	7	9	2	0	0	2	0	0	1	0	0	7	0	0	0	0
Molina, B	.286	7	21	2	6	8	2	0	0	2	0	0	0	3	2	1	0	0	2	1
Molina, J	.000	3	0	0	0	0	0	0	0	0	1	0	0	0	0	0	0	0	0	0
Ochoa, A	.000	5	1	0	0	0	0	0	0	0	0	0	0	0	0	0	0	0	0	0
Palmeiro, O	.250	4	4	1	1	2	1	0	0	0	0	0	0	0	0	2	0	0	0	0
Salmon, T	.346	7	26	7	9	16	1	0	2	5	0	0	1	4	1	7	1	0	0	1
Spiezio, S	.261	7	23	3	6	12	1	1	1	8	0	1	0	6	1	1	1	0	1	0
Wooten, S	.500	3	2	0	1	1	0	0	0	0	0	0	0	0	0	0	0	0	0	0
Lackey, J	.500	3	2	0	1	1	0	0	0	0	0	0	0	0	0	0	0	0	0	0
Ortiz, R	.000	1	3	0	0	0	0	0	0	0	0	0	0	0	0	2	0	0	0	0
Washburn, J	.000	2	1	0	0	0	0	0	0	0	0	0	0	0	0	0	0	0	0	0
PITCHERS	.167	7	6	0	1	1	0	0	0	0	0	0	0	0	0	2	0	0	0	0
TOTALS	.310	7	245	41	76	114	15	1	7	38	2	3	2	23	5	38	6	0	6	5

PITCHER	W	L	ERA	G	GS	CG	GF	SHO	SV	IP	H	R	ER	HR	HB	BB	IBB	SO	WP	BK	OPP	AVG
Appler, K	0	0	11.37	2	2	0	0	0	0	6.1	9	8	8	4	0	5	1	4	0	0	.333	
Donnelly, B	1	0	0.00	5	0	0	0	0	0	7.2	1	0	0	0	0	4	0	6	0	0	.042	
Lackey, J	1	0	4.38	3	2	0	0	0	0	12.1	15	6	6	0	0	5	4	7	0	0	.319	
Ortiz, R	1	0	7.20	1	1	0	0	0	0	5	5	4	4	2	0	4	1	3	0	0	.263	
Percival, T	0	0	3.00	3	0	0	3	0	3	3	2	1	1	1	0	1	0	3	0	0	.182	
Rodriguez, F	1	1	2.08	4	0	0	1	0	0	8.2	6	3	2	1	0	1	0	13	1	0	.194	
Schoeneweis, S	0	0	0.00	2	0	0	1	0	0	2	1	0	0	0	0	1	0	2	0	0	.167	
Shields, S	0	0	5.40	1	0	0	1	0	0	1.2	5	5	1	2	0	0	0	1	0	0	.455	
Washburn, J	0	2	9.31	2	2	0	0	0	0	9.2	12	10	10	3	0	7	2	6	0	0	.324	
Weber, B	0	0	13.50	4	0	0	1	0	0	4.2	10	7	7	1	1	2	1	5	0	0	.455	
TOTALS	4	3	5.75	7	7	0	7	0	3	61	66	44	39	14	1	30	9	50	1	0	.281	

CLUB POSTSEASON



CLUB POSTSEASON 2002



ANGELS 2002 CUMULATIVE POSTSEASON STATISTICS

PLAYER	AVG	G	AB	R	H	TB	2B	3B	HR	RBI	SH	SF	HP	BB	IBB	SO	SB	CS	GIDP	E	SLG	OBP	PINCH HIT			
																							AB	H	HR	RBI
Anderson, G	.300	16	70	11	21	31	4	0	2	13	0	0	0	2	0	6	0	1	2	1	.443	.319	0	0	0	0
Eckstein, D	.294	16	68	9	20	20	0	0	0	6	1	2	3	0	4	2	0	0	1	.294	.338	0	0	0	0	
Erstad, D	.352	16	71	14	25	36	5	0	2	7	2	1	0	1	0	8	3	0	2	1	.507	.356	0	0	0	0
Figgins, C	1.000	6	1	4	1	1	0	0	0	0	0	0	0	0	0	0	1	0	0	0	1.000	1.000	0	0	0	0
Fullmer, B	.294	12	34	6	10	16	3	0	1	5	0	0	3	1	5	2	0	3	0	.471	.351	1	0	0	0	
Gil, B	.667	6	12	2	8	9	1	0	0	1	1	0	0	0	0	2	0	0	0	2.750	.667	2	2	0	0	
Glaus, T	.344	16	61	15	21	47	3	1	7	13	0	0	1	7	2	14	0	0	1	2.770	.420	0	0	0	0	
Kennedy, A	.340	15	47	10	16	31	3	0	4	10	1	2	1	1	0	11	2	0	0	0.660	.353	3	1	0	0	
Molina, B	.260	16	50	2	13	19	4	1	0	6	2	0	1	4	2	4	0	0	3	1.380	.327	0	0	0	0	
Molina, J	.000	6	1	0	0	0	0	0	0	0	0	0	0	0	0	0	0	0	0	.000	.000	0	0	0	0	
Ochoa, A	.000	12	5	2	0	0	0	0	0	0	0	0	0	0	0	3	0	0	0	.000	.000	1	0	0	0	
Palmeiro, O	.167	6	6	1	1	2	1	0	0	0	0	0	0	0	0	3	0	0	0	.333	.167	5	1	0	0	
Salmon, T	.288	16	59	10	17	31	2	0	4	12	0	0	1	8	1	13	1	0	1	1.525	.382	0	0	0	0	
Wooten, S	.474	9	19	5	9	12	0	0	1	3	0	0	0	0	0	4	0	0	0	.632	.474	4	0	0	0	
Lackey, J	.500	5	2	0	1	1	0	0	0	0	0	0	0	0	0	0	0	0	0	.500	.500	0	0	0	0	
Ortiz, R	.000	3	3	0	0	0	0	0	0	0	0	0	0	0	0	2	0	0	0	.000	.000	0	0	0	0	
Washburn, J	.000	5	1	0	0	0	0	0	0	0	0	0	0	0	0	0	0	0	0	.000	.000	0	0	0	0	
ANGELS	.320	16	565	101	181	289	30	3	24	95	8	5	6	39	8	82	13	1	13	9	.512	.367	16	4	0	0
OPPONENTS	.266	16	530	81	141	226	20	1	21	77	6	9	6	53	9	113	7	2	14	13	.426	.334	18	0	0	1
DH	.360	7	50	12	18	27	3	0	2	8	0	0	0	3	1	9	3	0	2	0	.540	.396	3	0	0	0

PITCHER	W	L	ERA	G	GS	CG	GF	SHO	SV	IP	H	R	ER	HR	HB	BB	IBB	SO	WP	BK	AVG	OPP
																						AVG
Appier, K	0	1	6.23	5	5	0	0	0	0	21.2	24	15	15	5	1	12	1	10	2	0	.289	
Donnelly, B	1	0	4.15	11	0	0	1	0	0	13	7	6	6	2	1	5	0	13	1	0	.152	
Lackey, J	2	0	2.42	5	3	0	0	0	0	22.1	21	6	6	0	0	6	4	17	0	0	.256	
Ortiz, R	2	0	9.00	3	3	0	0	0	0	13	18	13	13	2	1	9	1	7	1	0	.353	
Percival, T	0	0	2.79	9	0	0	9	0	7	9.2	8	3	3	1	1	1	0	10	0	0	.216	
Rodriguez, F	5	1	1.93	11	0	0	1	0	0	18.2	10	5	4	2	0	5	0	28	3	0	.156	
Schoeneweis, S	0	0	3.00	6	0	0	1	0	0	3	3	1	1	0	0	1	0	2	0	0	.273	
Shields, S	0	0	5.40	1	0	0	1	0	0	1.2	5	5	1	2	0	0	0	1	0	0	.455	
Washburn, J	1	2	5.02	5	5	0	0	0	0	28.2	30	17	16	6	1	10	2	17	0	0	.278	
Weber, B	0	1	10.80	9	0	0	3	0	0	8.1	15	10	10	1	1	4	1	8	0	0	.405	
ANGELS	11	5	4.82	16	16	0	16	0	7	140	141	81	75	21	6	53	9	113	7	0	.266	
OPPONENTS	5	11	6.35	16	16	0	16	0	4	136	181	101	96	24	6	39	8	82	4	0	.320	



CLUB POSTSEASON



CLUB POSTSEASON 2004

2004 SEASON

The Angels clinched the American League West title with a 5-4 victory, October 2 at Oakland, despite numerous injuries to key players throughout the season (14 players went on disabled list). The division crown marked the organization's first in 18 seasons (1986), the Club's fourth division crown (1979, 1982 & 1986) and fifth trip to postseason (2002 Wild Card entrant). The clincher came 22 years to the day that Angels won the West in 1982.

SEASON NOTES: The final season series against the A's marked first time since 1980 two teams entered such week-end tied for division title and playing each other to close regular season (Philadelphia at Montreal; 2-1 Phillies)...Angels finished with a home attendance Club record of 3,375,677, second highest mark in A.L. and third highest in MLB...Club finished in a virtual tie for first place in the American League in batting average (.2824) with Boston (.2819)...The marked tied Club-record (.282) also set in 2002 and 1979...Angels ranked first in A.L. for fewest strikeouts (942) for the third straight season (838 in 2003 & 805 in 2002)...Club led league with 143 stolen bases, marking the second time in Club history (220 in 1975)...Vladimir Guerrero set or tied Angels' season records in average by a right-handed hitter (.337), runs scored (124, led league), hits by right-hander (206) and total bases (366-tied Club record and led league)...He would become the second player in Club history bestowed with A.L. MVP honors (Baylor, 1979)...Halos finished with a 4.28 ERA, ranking fourth in A.L. (4.28 in 2003, 6th)...Bartolo Colon posted 18 wins, most by a first-year Angel since Bill Singer with 20 in 1973...The bullpen finished 25-16 with a 3.47 ERA (590.1 IP – 189 ER) with 50 saves (3rd in A.L.) in 67 chances (75%)...The bullpen ERA led Junior Circuit for the third straight season...Angels ranked first in A.L. in strikeouts with a club-record 1,164, led by Kelvim Escobar (191)...Angels ranked tied for second in league with a .985 fielding percentage...Halos committed just 90 errors in 162 games...Darin Erstad earned Gold Glove honors at first base.

POSTSEASON 2004 DIVISION SERIES

After a postseason absence in 2003, the Angels returned to the playoffs in the 2004 Division Series to face the A.L. Wild Card entrant Boston Red Sox... In Game 1 at Angel Stadium, the Angels fell to Boston, 9-3, after a seven-run fourth inning put the Sox up 8-0...Five of the runs in the inning were unearned, after the Angels led the Major Leagues by allowing just 36 unearned runs during the season...Troy Glaus and Darin Erstad homered off Curt Schilling to account for two of the three Angel runs...In Game 2, the Angels took a 3-1 lead against Pedro Martinez, courtesy of a two-run Vladimir Guerrero single in the fifth, into the sixth inning before the Red Sox posted seven unanswered runs over the final four frames...The torrid Red Sox offense put Boston up 6-1 after six innings in Game 3 at Fenway Park...A dramatic grand slam from Guerrero in the seventh frame tied the game at 6-6 but a 10th inning, walk-off home run off the bat of David Ortiz sealed the Angels' fate as Boston was on their way to the ALCS and eventual World Series title...The game would mark the Angel farewells to Troy Percival, David Eckstein, Troy Glaus and Ramon Ortiz.

SERIES NOTES: 2004 was the Angels' second Division Series appearance (2002 vs. New York) and second postseason matchup against Boston (lost in '86 ALCS, 4-3)... Angels were swept for the first time in postseason play...Halos' DS roster featured 10 players making their postseason debuts: Alfredo Amezaga, Jeff DaVanon, Kelvim Escobar, Kevin Gregg, Vladimir Guerrero, Casey Kotchman, Dallas McPherson, Josh Paul, Curtis Pride and Adam Riggs.



Guerrero's grand slam in Game 3

CLUB POSTSEASON 2004



2004 ALDS RECAP BOSTON RED SOX VS. ANAHEIM ANGELS Oct. 5-8, 2004



GAME 1 - Tuesday, October 5 at Anaheim (D)

BOSTON	1	0	0	7	0	0	0	1	0	—	9	11	1
ANAHEIM	0	0	0	1	0	0	2	0	0	—	3	9	1

E: Figgins, Schilling. LOB: Boston 9; Anaheim 9. HR: Millar (off Washburn), Ramirez (off Shields), Glaus (off Schilling), Erstad (off Schilling) SB: Damon, Figgins. WP: Gregg, WP: Schilling, LP - Washburn. T: 3:04 A: 44,608.

GAME 2 - Wednesday, October 6 at Anaheim (N)

BOSTON	0	1	0	0	0	2	1	0	4	—	8	12	0
ANAHEIM	0	1	0	0	2	0	0	0	0	—	3	7	0

DP: Boston 2; Anaheim 1. GDP: Nixon. LOB: Boston 10; Anaheim 5. HR: Varitek (off Colon). SB: Damon. CS: DaVanon. PO: Bellhorn. SF: Ramirez. HB: by Martinez (Erstad); by Rodriguez (Varitek). WP: Rodriguez 2, Donnelly. WP - Martinez, LP - Rodriguez. T: 3:48. A: 45,118.

GAME 3 - Friday, October 8 at Boston (D)

ANAHEIM	0	0	0	1	0	0	5	0	0	0	—	6	8	2
BOSTON	0	0	2	3	1	0	0	0	0	2	—	8	12	0

E: Figgins, Eckstein. DP: Anaheim 1. GDP: Varitek. LOB: Anaheim 10; Boston 12. HR: Glaus (off Arroyo), Guerrero (off Timlin), Ortiz (off Washburn). SB: Kennedy. S: Damon. SF: Ramirez. SH: Amezaga. HB: by Arroyo (Figgins). WP - Lowe, LP - Rodriguez. T: 4:11. A: 35,547.

ANGELS 2004 DIVISION SERIES

PLAYER	AVG	G	AB	R	H	TB	2B	3B	HR	RBI	SH	SF	HP	BB	IBB	SO	SB	CS	GIDP	E
Amezaga, A	.000	2	2	0	0	0	0	0	0	0	1	0	0	0	0	2	0	0	0	0
Anderson, G	.154	3	13	1	2	2	0	0	0	0	0	0	0	0	0	3	0	0	0	0
DaVanon, J	.200	3	10	1	2	2	0	0	0	0	0	0	2	0	1	0	1	0	0	0
Eckstein, D	.333	3	12	2	4	4	0	0	0	0	0	0	0	0	1	0	0	0	1	0
Erstad, D	.500	3	10	2	5	9	1	0	1	2	0	0	1	3	0	1	0	0	0	0
Figgins, C	.143	3	14	0	2	2	0	0	0	0	0	1	0	0	5	1	0	0	2	0
Glaus, T	.364	3	11	3	4	12	2	0	2	3	0	0	0	2	0	4	0	0	0	0
Guerrero, V	.167	3	12	1	2	5	0	0	1	6	0	0	0	2	1	4	0	0	0	0
Kotchman, C	.000	2	1	0	0	0	0	0	0	0	0	0	0	2	0	0	0	0	0	0
McPherson, D	.111	3	9	0	1	1	0	0	0	1	0	0	0	0	4	0	0	0	0	0
Molina, B	.167	3	6	0	1	1	0	0	0	0	0	0	0	0	2	0	0	0	0	0
Molina, J	.333	2	3	2	1	1	0	0	0	0	0	0	2	0	0	0	0	0	0	0
Pride, C	.000	2	2	0	0	0	0	0	0	0	0	0	0	0	1	0	0	0	0	0
Riggs, A	.000	2	1	0	0	0	0	0	0	0	0	0	0	0	0	0	0	0	0	0
TOTALS	.226	3	106	12	24	39	3	0	4	12	1	0	2	11	1	28	1	1	0	3

PITCHER	W	L	ERA	G	GS	CG	GF	SHO	SV	IP	H	R	ER	HR	HB	BB	IBB	SO	WP	BK	OPP
																					AVG
Colon, B	0	0	4.50	1	1	0	0	0	0	6	7	3	3	1	0	3	0	3	0	0	.304
Donnelly, B	0	0	10.80	2	0	0	1	0	0	3.1	3	4	4	0	0	2	2	5	1	0	.231
Escobar, K	0	0	8.10	1	1	0	0	0	0	3.1	5	5	3	0	0	5	1	4	0	0	.333
Gregg, K	0	0	0.00	1	0	0	0	0	0	2	3	0	0	0	0	1	0	0	1	0	.333
Ortiz, R	0	0	4.50	1	0	0	1	0	0	2	2	1	1	0	0	1	1	0	0	0	.250
Rodriguez, F	0	2	3.86	1	0	0	0	0	0	4.2	4	2	2	0	1	3	1	5	2	0	.235
Shields, S	0	0	6.00	2	0	0	0	0	0	3	5	2	2	1	0	2	1	3	0	0	.357
Washburn, J	0	1	10.80	2	1	0	1	0	0	3.1	6	8	4	2	0	3	0	0	0	0	.353
TOTALS	0	3	5.86	3	3	0	3	0	0	27.2	35	25	18	4	1	20	6	23	4	0	.302

CLUB POSTSEASON



CLUB POSTSEASON 2005

2005 SEASON

The Angels clinched second straight A.L. West title with a 4-3 victory Sept. 27 at Oakland, marking the Club's fifth Western Division crown and sixth overall trip to the postseason (2002 Wild Card entrant). The Halos finished with a 95-67 record, seven games ahead of Oakland in the West. The 95 wins marked the second most in Club history (99 in 2002) while the seven-game division lead was the biggest game differential during a division title.

SEASON NOTES: The Club was in first place 171 of 183 days of the season...Halos went 22-9 to finish regular season (14-2 over final 16 games)...44 of 95 wins were in comeback fashion, including 16 when trailing after six innings (most in MLB)...Halos led MLB batting .296 with RISP and .279 with RISP and two outs...The Club also led MLB with 161 stolen bases...Garret Anderson set or extended the Angels' all-time records in hits (1,929), total bases (3,062), extra-base hits (565), doubles (403) and RBI (1,043)...Chone Figgins set the club record for base hits with a switch-hitter (186) and led MLB with 62 stolen bases...Despite missed time with a shoulder separation, Vlad Guerrero finished third in A.L. in average (.317), tied for 10th in home runs (32) and tied for ninth in RBI (108)...Figgins and Bartolo Colon shared team MVP honors...Angels finished with a 3.68 ERA, ranking third in A.L., and ranked first in strikeouts (1,126)...Francisco Rodriguez led the bullpen with 45 saves (T1st in A.L.), converting his last 18 opportunities...Scot Shields set a club record with 78 appearances...Seven Angel pitchers finished with a record above .500, led by Colon's 21-8 mark, the most wins in the A.L. and paving the way to his first Cy Young Award...Three Angels ranked in the top 10 in ERA in the A.L., including Jarrod Washburn (4th, 3.20), Lackey (6th, 3.44) and Colon (8th, 3.48)...Halos tied for first in league with Club-record-tying .986 fielding percentage...Orlando Cabrera tied the Club mark for fielding percentage by shortstop (.988, also David Eckstein in 2004), which also tied for MLB lead in 2005...Angels finished with a home attendance club record of 3,404,686, the second highest mark in the A.L. and third highest in MLB.



POSTSEASON

2005 DIVISION SERIES RECAP

The first round of the Division Series matched the Angels against the New York Yankees, a team they had defeated in the 2002 DS. The Halos' win on the last day of the regular season was crucial as it gave the Club home field advantage over New York for the series.

Game 1 matched Mike Mussina vs. Bartolo Colon at Angel Stadium. A first inning, bases-clearing double by Robinson Cano proved to be too much for the Angels to overcome as it lifted the Yankees to a 4-2 win and a 1-0 series lead. It marked the fifth consecutive postseason series the Angels dropped Game 1.

In Game 2, the Halos defeated the Yankees 5-3 rallying from 2-0 deficit. Bengie Molina's solo HR in the 8th inning marked his second postseason HR in as many games. His two-out RBI single in the sixth frame tied the score at 2-2 and Orlando Cabrera's two-run single in the eighth inning proved to be the game-winner.

As the series shifted to the Bronx for Game 3, a three-run home run by Garret Anderson off Randy Johnson in the first inning sparked the Halos' offense to 11 runs on 19 hits (19 hits established a franchise playoff best). Anderson finished with four hits and five RBI and Bengie Molina homered for the third straight game.

The Halos would have to wait out a day of rain before Game 4. John Lackey, pitching on three days rest for Jarrod Washburn (scratched due to throat infection), limited the Yankees to one run on two hits in 5.2 innings of work. New York rallied from a 2-0 deficit, scoring one run in the sixth inning and two runs in the seventh frame for a 4-3 win. Both clubs totaled just four hits in the game. The series was tied at 2-2 with Game 5 being played the next night, over 3,000 miles across country in Anaheim.

The deciding game of the series was a rematch of Game 1 starters in Mussina and Colon. Colon would leave after just 1+ IP due to a strained right shoulder. The season came down to 22-year-old Ervin Santana, who was summoned from the bullpen. After an early 2-0 lead taken by New York in the top of the second inning, the Halos put up three runs in the bottom half of the frame with Adam Kennedy's two-run triple serving as the key blow. Santana would settle in and work 5.1 innings, allowing just three runs. A solo HR by Derek Jeter in the 7th inning brought the score to 5-3 but Francisco Rodriguez closed the door with the tying runs on base in the 9th. For the second time in four seasons, the Angels bounced the Yankees from the first round of the playoffs.

Santana became the sixth rookie winning pitcher in a winner-take-all postseason game and third to do it in last 20 years, along with John Lackey (2002 World Series vs. Giants) and Jaret Wright (1997 ALDS vs. Yankees).



CLUB POSTSEASON

CLUB POSTSEASON 2005



ANGELS 2005 LEAGUE CHAMPIONSHIP SERIES

PLAYER	AVG	G	AB	R	H	TB	2B	3B	HR	RBI	SH	SF	HP	BB	IBB	SO	SB	CS	GIDP	E
Anderson, G	.176	5	17	2	3	6	0	0	1	2	0	1	0	1	0	5	0	0	0	0
Cabrera, O	.200	5	20	1	4	8	1	0	1	3	0	0	0	0	0	2	0	0	0	1
DaVanon, J	.000	3	1	0	0	0	0	0	0	0	0	0	0	0	0	0	0	0	0	0
Erstad, D	.235	5	17	1	4	5	1	0	0	0	0	0	0	1	0	2	1	0	0	0
Figgins, C	.118	5	17	1	2	3	1	0	0	1	2	0	0	1	0	3	1	0	0	1
Finley, S	.222	3	9	1	2	2	0	0	0	0	0	0	0	0	0	2	0	0	1	0
Guerrero, V	.050	5	20	0	1	1	0	0	0	1	0	0	0	0	0	1	0	0	2	1
Izturis, M	.000	1	0	0	0	0	0	0	0	0	0	0	0	0	0	0	0	0	0	0
Kennedy, A	.286	5	14	3	4	4	0	0	0	1	1	0	0	0	0	1	0	0	1	1
Kotchman, C	.286	2	7	0	2	3	1	0	0	1	0	0	0	1	0	1	0	0	0	0
Molina, B	.118	5	17	0	2	2	0	0	0	1	0	0	0	1	0	2	0	0	0	0
Molina, J	.333	1	3	0	1	1	0	0	0	0	0	0	0	0	0	0	0	0	0	0
Paul, J	.000	1	0	0	0	0	0	0	0	0	0	0	0	0	0	0	0	0	0	1
Quinlan, R	.333	1	3	1	1	4	0	0	1	1	0	0	0	0	0	2	0	0	0	0
Rivera, J	.111	3	9	1	1	2	1	0	0	0	0	0	0	0	0	1	0	0	0	0
TOTALS	.175	5	154	11	27	41	5	0	3	11	3	1	1	4	0	22	2	0	4	7

PITCHER	W	L	ERA	G	GS	CG	GF	SHO	SV	IP	H	R	ER	HR	HB	BB	IBB	SO	OPP			AVG
																			WP	BK	E	
Byrd, P	1	0	3.38	2	2	0	0	0	0	10.2	10	4	4	1	2	2	0	2	0	0	.256	
Donnelly, B	0	0	0.00	3	0	0	1	0	0	3.1	2	0	0	0	0	1	0	5	0	0	.182	
Escobar, K	0	2	2.08	2	0	0	1	0	0	4.1	4	3	1	1	0	2	0	10	0	0	.222	
Gregg, K	0	0	0.00	1	0	0	0	0	0	2.0	1	0	0	0	0	1	0	3	0	0	.143	
Lackey, J	0	1	9.00	1	1	0	0	0	0	5.0	8	5	5	1	0	1	0	3	0	0	.381	
Rodriguez, F	0	0	0.00	2	0	0	2	0	1	2.1	2	2	0	0	0	3	0	3	0	0	.250	
Santana, E	0	1	10.38	1	1	0	0	0	0	4.1	3	6	5	2	1	3	0	2	0	0	.188	
Shields, S	0	0	0.00	4	0	0	0	0	0	6.0	4	0	0	0	0	1	1	5	0	0	.200	
Washburn, J	0	0	0.00	1	1	0	0	0	0	4.2	4	1	0	0	1	1	0	1	0	0	.235	
Yan, E	0	0	9.00	1	0	0	1	0	0	2.0	3	2	2	0	0	1	0	2	0	0	.375	
TOTALS	1	4	3.43	5	5	0	5	0	1	44.2	41	23	17	5	4	16	1	36	0	0	.248	

ANGELS 2005 CUMULATIVE POSTSEASON STATISTICS

PLAYER	AVG	G	AB	R	H	TB	2B	3B	HR	RBI	SH	SF	HP	BB	IBB	SO	SB	CS	GIDP	E
Anderson, G	.222	10	36	4	8	19	0	1	3	9	0	2	0	1	0	5	0	0	0	0
Cabrera, O	.220	10	41	4	9	15	3	0	1	6	0	0	0	0	0	3	0	0	0	2
DaVanon, J	.000	4	1	1	0	0	0	0	0	0	0	0	0	0	0	0	0	0	0	0
Erstad, D	.270	10	37	2	10	13	3	0	0	3	0	0	0	1	0	8	1	0	1	0
Figgins, C	.132	10	38	3	5	9	2	1	0	3	2	0	0	2	0	11	1	1	1	1
Finley, S	.150	8	20	3	3	4	1	0	0	1	4	0	0	1	0	6	0	0	1	0
Guerrero, V	.184	10	38	5	7	7	0	0	0	1	0	0	1	2	1	3	1	1	2	1
Izturis, M	.000	1	0	0	0	0	0	0	0	0	0	0	0	0	0	0	0	0	0	0
Kennedy, A	.258	10	31	3	8	10	1	0	3	2	0	0	0	0	0	4	0	2	1	1
Kotchman, C	.222	4	9	0	2	3	1	0	0	1	0	0	0	1	0	1	0	0	0	0
Molina, B	.286	10	35	5	10	19	0	0	3	6	0	0	2	0	0	2	0	0	0	0
Molina, J	.500	2	4	1	2	2	0	0	0	1	0	0	0	0	0	0	0	0	0	0
Paul, J	.000	2	0	0	0	0	0	0	0	0	0	0	0	0	0	0	0	0	0	1
Quinlan, R	.400	3	5	1	2	5	0	0	1	1	0	0	0	0	0	2	0	0	0	0
Rivera, J	.269	8	26	4	7	12	2	0	1	1	0	0	0	1	0	3	0	0	0	0
TOTALS	.227	10	321	36	73	118	12	3	9	36	8	2	3	9	1	48	3	4	6	8

PITCHER	W	L	ERA	G	GS	CG	GF	SHO	SV	IP	H	R	ER	HR	HB	BB	IBB	SO	WP	BK	E	OPP
																						AVG
Byrd, P	1	0	5.02	3	3	0	0	0	0	14.1	17	8	8	2	2	4	0	4	0	0	0	.298
Colon, B	0	1	4.50	2	2	0	0	0	0	8	10	4	4	0	1	2	0	7	0	0	0	.313
Donnelly, B	0	0	2.45	4	0	0	1	0	0	3.2	4	2	1	0	0	2	0	5	0	0	0	.286
Escobar, K	1	2	1.59	6	0	0	2	0	0	11.1	6	4	2	2	0	7	0	15	2	0	0	.150
Gregg, K	0	0	0.00	1	0	0	0	0	0	2	1	0	0	0	0	1	0	3	0	0	0	.143
Lackey, J	0	1	4.41	3	3	0	0	0	0	16.1	15	8	8	1	0	10	0	12	2	0	0	.250
Rodriguez, F	0	0	1.59	5	0	0	5	0	3	5.2	7	3	1	1	0	3	0	5	0	0	0	.318
Santana, E	1	1	7.45	2	1	0	0	0	0	9.2	8	9	8	3	2	5	0	4	0	0	0	.229
Shields, S	1	1	1.64	8	0	0	1	0	0	11	8	2	2	0	0	4	1	10	0	0	0	.205
Washburn, J	0	0	0.00	1	1	0	0	0	0	4.2	4	1	0	0	1	1	0	1	0	0	0	.235
Yan, E	0	0	9.00	1	0	0	1	0	0	2	3	2	2	0	0	1	0	2	0	0	0	.375
TOTALS	4	6	3.65	10	10	0	10	0	3	88.2	83	43	36	9	6	40	1	68	4	0	0	.251

CLUB POSTSEASON

CLUB POSTSEASON 2007



ANGELS 2007 DIVISION SERIES

PLAYER	AVG	G	AB	R	H	TB	2B	3B	HR	RBI	SH	SF	HP	BB	IBB	SO	SB	CS	GDP	E
Anderson, G	.222	3	9	0	2	3	1	0	0	0	0	0	0	1	0	2	0	0	0	0
Aybar, E	.000	1	1	0	0	0	0	0	0	0	0	0	0	0	0	0	0	0	0	0
Cabrera, O	.250	3	12	0	3	4	1	0	0	1	0	0	0	1	0	1	0	0	0	0
Figgins, J	.231	3	13	1	3	5	2	0	0	1	0	0	0	0	0	4	0	0	0	0
Guerrero, V	.200	3	10	0	2	2	0	0	0	0	0	0	1	1	0	0	0	0	0	0
Haynes, N	.000	1	1	0	0	0	0	0	0	0	0	0	0	0	0	1	0	0	0	0
Izturis, M	.333	3	12	1	4	6	2	0	0	0	0	0	0	0	0	2	2	0	0	0
Kendrick, H	.200	3	10	0	2	2	0	0	0	1	0	1	0	0	0	1	2	0	1	0
Kotchman, C	.000	2	5	1	0	0	0	0	0	0	0	0	0	2	0	1	0	0	0	0
Mathis, J	.000	2	3	0	0	0	0	0	0	1	0	0	0	0	0	0	0	0	0	0
Morales, K	.111	3	9	1	1	1	0	0	0	0	0	0	0	0	0	2	0	0	0	0
Napoli, M	.167	3	6	0	1	1	0	0	0	0	0	0	0	0	0	3	0	0	0	0
Quinlan, R	.000	1	0	0	0	0	0	0	0	0	0	0	0	0	0	0	0	0	0	0
Rivera, J	.333	2	3	0	1	1	0	0	0	0	0	0	0	1	0	1	0	0	0	0
Willits, R	.000	3	4	0	0	0	0	0	0	0	0	0	0	1	0	2	1	0	0	0
TOTALS	.192	3	99	4	19	25	6	0	0	4	0	1	1	7	0	20	5	0	1	0

PITCHER	W	L	ERA	G	GS	CG	GF	SHO	SV	IP	H	R	ER	HR	HB	BB	IBB	SO	WP	BK	OPP	AVG
Escobar, K	0	0	5.40	1	1	0	0	0	0	5	4	3	3	0	0	5	1	5	0	0	.222	
Lackey, J	0	1	6.00	1	1	0	0	0	0	6	9	4	4	2	0	2	0	4	1	0	.391	
Moseley, D	0	0	0.00	1	0	0	1	0	0	1	1	0	0	0	0	0	0	1	0	0	.333	
Oliver, D	0	0	27.00	1	0	0	0	0	0	0.2	2	2	2	0	0	0	0	0	0	0	.400	
Rodriguez, F	0	0	54.00	1	0	0	1	0	0	0.1	1	2	2	1	0	1	1	1	0	0	.500	
Santana, E	0	0	0.00	1	0	0	1	0	0	2	0	0	0	0	0	0	0	2	0	0	.000	
Shields, S	0	0	2.25	2	0	0	0	0	0	4	0	1	1	0	0	4	0	4	0	0	.000	
Speier, J	0	1	27.00	2	0	0	0	0	0	1.2	4	5	5	0	0	1	0	0	0	0	.500	
Weaver, J	0	1	3.60	1	1	0	0	0	0	5	4	2	2	2	0	3	0	5	0	0	.222	
TOTALS	0	3	6.66	3	3	0	3	0	0	25.2	25	19	19	5	0	16	2	22	1	0	.269	

ANGELS RETIRED UNIFORM NUMBERS

No.	Individual	Year
26	Gene Autry	1982
29	Rod Carew	1986
30	Nolan Ryan	1992
50	Jimmie Reese	1995
11	Jim Fregosi	1998

Note: The Angels and Major League Baseball retired number 42 on Jackie Robinson's behalf in 1997.

ANGELS A.L. WEST DIVISION CLINCHING DATES

Year	No.	Date	Details
1979	158	Sept. 25	Angels defeat Kansas City, 4-1, at Anaheim Stadium (Tanana over Chamberlain).
1982	161	Oct. 2	Angels defeat Texas, 6-4, at Anaheim Stadium (Goltz over Hough).
1986	153	Sept. 26	Angels defeat Texas, 8-3, at Anaheim Stadium (Candelaria over Mohorcic).
2004	161	Oct. 2	Angels defeat Oakland, 5-4 at Network Associates Coliseum (Donnelly over Rincon).
2005	157	Sept. 27	Angels defeat Oakland, 4-3 at McAfee Coliseum (Santana over Kennedy).
2007	156	Sept. 23	Angels defeat Seattle, 7-4 at Angel Stadium (Lackey over Jeff Weaver).
2008	145	Sept. 10	Angels defeat New York Yankees, 4-2 at Angel Stadium (Moseley over Pettitte).
2009	156	Sept. 28	Angels defeat Texas, 11-0 at Angel Stadium (Santana over Hunter).
2014	152	Sept. 17	Angels defeat Seattle, 5-0 at Angel Stadium (Wilson over Paxton).



CLUB POSTSEASON 2008

2008 DIVISION SERIES RECAP

For the third time in five seasons and fourth time in eight total playoff appearances (1986, 2004, 2007 & 2008), the Angels faced off against the Boston Red Sox (A.L. wild card entrant). The Halos entered the series with home-field advantage throughout the playoffs with the Majors' best record (100-62). The Angels also entered the 2008 postseason having dropped their last seven overall playoff games and last nine postseason affairs against Boston.

In Game 1 at Angel Stadium, the Angels offense sputtered at the hands of Red Sox starter Jon Lester (7 IP, 6 H, 1 R, 0 ER, 1 BB, 7 SO) in the 4-1 setback. John Lackey (6.2 IP, 4 H, 2 R, 2 ER, 1 HR, 3 BB, 5 SO) suffered the loss despite a solid outing. The Angels held a 1-0 lead through five innings, courtesy of a Torii Hunter RBI single, before Jason Bay put the Red Sox up for good with a two-run shot off Lackey in the top of the sixth. The Angels' 2 thru 5 hitters were 8-for-15 (.533) but the team went 1-for-7 with runners in scoring position, stranding nine baserunners.

In Game 2 at Angel Stadium, the Angels clawed back from an early four-run deficit to knot the game at 5-5 in the eighth inning. The momentum quickly evaporated as J.D. Drew's two-run home run off Francisco Rodriguez in the ninth proved to be the game-winner, giving the Red Sox a commanding 2-0 series lead. The loss was the ninth consecutive playoff setback for the Angels and 11th straight playoff loss to Boston. Chone Figgins' triple to lead off the eighth inning was the Angels' first extra-base hit of the series (first 19 hits were singles). The Angels were 3-for-14 with RISP while stranding 11 runners. Hunter logged RBI singles in the first and fifth innings and drove in three of the Angels' six runs over the first two games.

In Game 3 at Fenway Park, the Halos beat the Red Sox in the playoffs for the first time since Oct. 11, 1986 (Game 4 of ALCS), snapping an 11-game skid to Boston. The 5-4, 12-inning win (5 hr., 19 min.) marked the longest postseason game in club history. Erick Aybar's 12th-inning RBI single scoring Mike Napoli was the game-winner. Napoli connected for two home runs marking the fifth time an Angel logged a multi-HR playoff game. Napoli became just the sixth MLB catcher with a multi-HR game in the playoffs. Jered Weaver (2 IP, 1 H, 1 BB, 3 SO) earned the victory in the first relief appearance of his career.

Game 4 at Fenway Park would end in a fashion all too familiar to the Angels - a walk-off, series-clinching win for the Red Sox. A clutch two-out, two-run single by Hunter in the bottom of the eighth inning tied the game a 2-2. In the top of the ninth, the Halos looked poised to take the lead after a leadoff double from pinch-hitter Kendrys Morales. However, the scoring threat was foiled after a botched suicide squeeze ended the rally. In the ninth, Jed Lowrie's two-out RBI single plated Jason Bay from second base with the winning run. For the third time in five seasons, the Angels were eliminated from the first round of playoffs by the Red Sox.

2008 ALDS RECAP LOS ANGELES ANGELS VS. BOSTON RED SOX Oct. 1-6, 2008



GAME 1 - Wednesday, October 1, 2008 at Anaheim (N)

BOSTON	0	0	0	0	0	2	0	0	2	—	4	8	1
LOS ANGELES	0	0	1	0	0	0	0	0	0	—	1	9	1

LOB: BOS 9, LAA 9. HR: Bay (off Lackey) E: Lowrie, Matthews SB: Ellsbury (2) HBP: Lowrie (by Lackey)
WP - Lester, LP - Lackey T: 3:14. A: 44,996.

GAME 2 - Friday, October 3, 2008 at Anaheim (N)

BOSTON	4	0	0	1	0	0	0	0	2	—	7	14	0
LOS ANGELES	1	0	0	1	1	0	1	1	0	—	5	11	2

LOB: BOS 10, LAA 11. HR: Bay (off Santana), Drew (Off F. Rodriguez) E: Aybar, Hunter SB: Ellsbury. SF: Teixeira. GIDP: Varitek.
WP - Papelbon, LP - F. Rodriguez T: 3:51. A: 45,354.

GAME 3 - Sunday, October 5, 2008 at Boston (N)

LOS ANGELES	1	0	2	0	1	0	0	0	0	0	0	1	—	5	16	0
BOSTON	0	3	0	0	1	0	0	0	0	0	0	0	—	4	7	0

LOB: LAA 16, BOS 8. HR: Napoli (2 off Beckett) SB: Figgins, Guerrero, Crisp. CS: Ellsbury SH: Kendrick HBP: Pedroia (by Saunders), Napoli (by Delcarmen) GIDP: Varitek. Outfield Assist: Bay.
WP - Weaver, LP - Lopez T: 5:19. A: 39,067.

GAME 4 - Monday, October 6, 2008 at Boston (N)

LOS ANGELES	0	0	0	0	0	0	0	2	0	—	2	6	1
BOSTON	0	0	0	0	2	0	0	0	1	—	3	9	0

LOB: LAA 7, BOS 6. E: Figgins. CS: Willits. SH: Kendrick. GIDP: Kotsay, Ellsbury. PB: Varitek
WP - Delcarmen, LP - Shields T: 2:50. A: 38,785.

CLUB POSTSEASON 2008



ANGELS 2008 DIVISION SERIES

PLAYER	AVG	G	AB	R	H	TB	2B	3B	HR	RBI	SH	SF	HP	BB	IBB	SO	SB	CS	GIDP	E
Anderson, G	.158	4	19	1	3	3	0	0	0	0	0	0	0	1	0	4	0	0	0	0
Aybar, E	.111	4	18	0	2	2	0	0	0	1	0	0	0	0	0	2	0	0	0	1
Figgins, C	.333	4	21	2	7	10	1	1	0	1	0	0	0	0	0	6	1	0	0	1
Guerrero, V	.467	4	15	2	7	8	1	0	0	0	0	0	0	4	0	1	1	0	0	0
Hunter, T	.389	4	18	0	7	7	0	0	0	5	0	0	0	1	0	3	0	0	0	1
Kendrick, H	.118	4	17	0	2	2	0	0	0	0	2	0	0	0	0	7	0	0	0	0
Mathis, J	.500	1	2	0	1	0	0	0	0	0	0	0	0	0	0	1	0	0	0	0
Mathews, G	.000	3	5	0	0	0	0	0	0	0	0	0	0	0	0	2	0	0	0	1
Morales, K	.500	4	4	0	2	3	1	0	0	0	0	0	0	0	0	0	0	0	0	0
Napoli, M	.250	4	12	3	3	9	0	0	2	4	0	0	1	2	0	3	0	0	0	0
Rivera, J	.125	3	8	1	1	1	0	0	0	1	0	0	0	3	0	2	0	0	0	0
Teixeira, M	.467	4	15	4	7	7	0	0	0	1	0	1	0	4	0	3	0	0	0	0
Willits, R	---	3	0	0	0	0	0	0	0	0	0	0	0	0	0	0	0	1	0	0
TOTALS	.273	4	154	13	42	53	3	1	2	13	2	1	1	15	0	34	2	1	0	4

PITCHER	W	L	ERA	G	GS	CG	GF	SHO	SV	IP	H	R	ER	HR	HB	BB	IBB	SO	WP	BK	OPP AVG
Arredondo, J	0	0	0.00	3	0	0	1	0	0	3.2	2	0	0	0	0	0	0	4	0	0	.154
Lackey, J	0	1	2.63	2	2	0	0	0	0	13.2	11	4	4	1	1	4	0	6	0	0	.212
Oliver, D	0	0	0.00	2	0	0	0	0	0	1.1	0	0	0	0	0	1	0	1	0	0	.000
Rodriguez, F	0	1	7.71	2	0	0	1	0	0	2.1	5	2	2	1	0	2	0	2	0	0	.455
Santana, E	0	0	8.44	1	1	0	0	0	0	5.1	8	5	5	1	0	0	0	3	0	0	.308
Saunders, J	0	0	7.71	1	1	0	0	0	0	4.2	5	4	4	0	1	4	0	2	0	0	.278
Shields, S	0	1	4.76	4	0	0	1	0	0	5.2	6	3	3	0	0	1	0	7	0	0	.273
Weaver, J	1	0	0.00	1	0	0	1	0	0	2	1	0	0	0	0	1	0	3	0	0	.143
TOTALS	1	3	4.19	4	4	0	4	0	0	38.2	38	18	18	3	2	15	0	28	0	0	.250

ANGELS MEMORIAL UNIFORM MARKINGS

- 1965** - Black armband on left sleeve honoring passing of teammate **Dick Wantz**.
- 1974** - Black ribbon attached to left sleeve during Spring Training honoring passing of teammate **Bruce Heinbechner**.
- 1978** - Black armband on left sleeve honoring passing of teammate **Lyman Bostock**.
- 1992** - Initials "DJ" on left sleeve honoring passing of coach **Deron Johnson**.
- 1994-95** - Black armband with "REESE 50" in white on right sleeve and circular black patch with "REESE 50" in white on left sleeve (worn during second half of 1994 and spring of 1995) in honor of the late coach **Jimmie Reese**.
- 1999** - Caricature of **Gene Autry** with "26" in circular patch on right sleeve honoring the late owner.
- 2009** - Black encircled patch with white #34 in honor of the late **Nick Adenhardt** (above the heart).
- 2009** - Diamond-shaped patch with "PRESTON" inscribed in honor of the late **Preston Gomez** (on right sleeve).
- 2013** - Black encircled patch with red "LEW" inscribed in honor of the late **Dr. Lewis Yocum** (above the heart).
- 2013** - White encircled patch outlined in red with "STAN MUSIAL" signature in middle with number "6" for passing of Cardinals' legend Stan Musial (above heart on BP tops; Angels played Cards that series).
- 2014** - White encircled patch with red "FREGOSI 11" inscribed in honor the late player and manager **Jim Fregosi** (above the heart).
- 2016** - Black encircled patch with white "DEAN CHANCE LA" inscribed in honoring passing of former player **Dean Chance**.
- 2017** - White encircled patch with red "BAYLOR 25" in honor of the late **Don Baylor** (above the heart).
- 2019** - White encircled patch with red "SKAGGS 45" in honor of the late **Tyler Skaggs** (above the heart).

CLUB POSTSEASON 2009



ANGELS 2009 DIVISION SERIES

PLAYER	AVG	G	AB	R	H	TB	2B	3B	HR	RBI	SH	SF	HP	BB	IBB	SO	SB	CS	GIDP	E
Abreu, B	.556	3	9	4	5	7	2	0	0	1	0	0	0	4	0	0	0	1	0	0
Aybar, E	.364	3	11	2	4	7	1	1	0	2	0	0	0	0	0	1	0	0	0	0
Figgins, C	.000	3	12	1	0	0	0	0	0	0	1	0	0	1	0	6	0	0	0	0
Guerrero, V	.400	3	10	2	4	4	0	0	0	2	0	0	0	2	0	1	0	0	0	0
Hunter, T	.200	3	10	2	2	6	1	0	1	3	0	0	1	2	1	1	0	0	0	0
Izturis, M	.143	2	7	1	1	1	0	0	0	1	0	0	0	0	0	2	1	0	0	0
Kendrick, H	.200	2	5	1	1	1	0	0	0	0	0	0	0	0	0	2	1	0	0	0
Mathis, J	.333	2	3	0	1	1	0	0	0	0	1	0	0	0	0	2	0	0	0	1
Matthews, G	.000	1	1	0	0	0	0	0	0	0	0	0	0	0	0	0	0	0	0	0
Morales, K	.200	3	10	1	2	5	0	0	1	3	0	1	0	1	0	0	0	0	0	0
Napoli, M	.250	2	4	1	1	2	1	0	0	0	0	0	0	2	0	0	1	0	0	0
Rivera, J	.273	3	11	1	3	4	1	0	0	2	0	0	0	0	0	2	1	0	2	0
Willits, R	.000	1	0	0	0	0	0	0	0	0	0	0	0	0	0	0	0	0	0	0
Wood, B	.000	0	0	0	0	0	0	0	0	0	0	0	0	0	0	0	0	0	0	0
Totals	.258	3	93	16	24	38	6	1	2	14	2	1	3	10	1	18	3	1	2	1

OPP

PITCHER	R/L	W	L	ERA	G	GS	CG	GF	SHO	SV	IP	H	R	ER	HR	HB	BB	IBB	SO	WP	BK	AVG
Bulger, J	R	0	0	0.00	1	0	0	0	0	0	1	0	0	0	0	0	1	0	1	0	0	.000
Fuentes, B	L	0	0	0.00	2	0	0	2	2	1.2	0	0	0	0	0	0	1	0	0	0	0	.000
Jepsen, K	R	0	0	6.75	2	0	0	0	0	0	1.1	3	1	1	0	0	0	0	1	0	0	.429
Kazmir, S	L	0	0	7.50	1	1	0	0	0	0	6	5	5	5	1	0	3	0	1	0	0	.217
Lackey, J	R	1	0	0.00	1	1	0	0	0	0	7.1	4	0	0	0	0	1	0	4	1	0	.160
Oliver, D	L	1	0	0.00	3	0	0	1	0	0	2.1	1	0	0	0	0	0	0	2	0	0	.125
Weaver, J	R	1	0	1.23	1	1	0	0	0	0	7.1	2	1	1	0	0	2	0	7	0	0	.083
Totals		3	0	2.33	3	3	0	3	1	2	27	15	7	7	1	0	8	0	16	1	0	.158

2009 LEAGUE CHAMPIONSHIP SERIES RECAP

Following a three-game sweep of Boston in the Division Series, the Halos were headed to the ALCS for the sixth time in club history. It marked the third playoff matchup with the New York Yankees, the Angels winning both previous DS in 2002 & 2005. The Angels and Yankees were the two statistical leaders in several offensive categories during the 2009 campaign.

MISCUES LEAD TO 0-2: After setting a club record for fewest errors (85) committed during 2009 season, the Angels committed five errors leading to three unearned runs through the first two games in New York. While leading the Majors batting .297 with RISP during the regular season, the Halos hit .222 (4/18), stranding 21 runners after two games. The 2009 ALCS marked the fifth time Angels fell behind 0-2 in a playoff series.

ANOTHER GAME 3 COMEBACK: After spotting the Yankees a 3-0 lead through four innings, a solo HR by Howie Kendrick in the fifth inning put the Angels on the board. Vladimir Guerrero followed the next inning with a game-tying, two-run home run. The game would go to the bottom of the 11th inning where another "nobody on with two outs" rally took place. Kendrick lined a single up the middle and Jeff Mathis followed with a game-winning RBI double to get the Angels back in the series. The comeback win snapped the Halos' six-game LCS losing streak and marked the third walk-off hit in Club playoff history (also Game 3 of '79 ALCS & Game 4 of '86 LCS).

CLASSIC GAME 5: Following a shutdown performance by CC Sabathia in a 10-1 Game 4 loss (8 IP, 1 ER), the Angels were facing elimination down 3-1 in the series. The Angels put up a four-run first inning in Game 5. Starter John Lackey was lifted after 6.2 IP and that's when the trouble started - a six-run Yankee 7th inning put them up 6-4 after 6 1/2 frames. However, the Halos immediately responded in the bottom half of the seventh with a leadoff hit by Jeff Mathis (his 6th consecutive hit, an Angels' playoff club record) and key RBI singles by Vladimir Guerrero and Kendry Morales. Brian Fuentes worked through a dicey 9th inning (1 IP, 2 BB, 1 HB) to preserve the one-run save and send the series back to the Bronx. The win was the Halos' eighth all-time in the postseason vs. New York - all of which have been of the comeback variety.

YANKEES TAKE THE PENNANT: In Game 6 at New York, a strong pitching performance by Andy Pettitte (6.1 IP, 1 ER, 6 SO), timely hitting by the Yankees and another game of Angels miscues sent New York to the World Series for the 40th time. The Halos scratched across the game's first run with an RBI single from Bobby Abreu with two outs in the third. Starter Joe Saunders got out of jams in the first and second innings before the Yankees tagged him for three runs in the fourth, sparked by Johnny Damon's two-run single. No scoring took place during innings 5-7 before the Halos pulled within 3-2 on Guerrero's two-out RBI single in the eighth, his last at-bat of the postseason (his RBI off Mariano Rivera was the first postseason earned run off the Yankees' closer since Game 2 of the 2000 World Series). A comeback was not meant to be as New York capitalized on two crucial Angel errors in the bottom of the eighth (Kendrick fielding, Kazmir throwing) to push the lead to 5-2, it took only three outs for Rivera to get in the ninth to close out the series. The Angels fell to 1-5 in six League Championship Series.

CLUB POSTSEASON

CLUB POSTSEASON 2009



ANGELS 2009 CUMULATIVE STATISTICS

PLAYER	AVG	G	AB	R	H	TB	2B	3B	HR	SH	SF	HP	BB	IBB	SO	SB	CS	DP	GI			PINCH HIT			
																			E	SLG	OBP	AB	H	HR	RBI
Abreu, B	.265	9	34	6	9	13	4	0	0	3	0	0	8	3	8	0	1	0	1	1.382	.405	0	0	0	0
Aybar, E	.290	9	31	4	9	13	2	1	0	3	2	0	0	1	0	2	3	0	2	0.419	.313	0	0	0	0
Figgins, C	.086	9	35	3	3	3	0	0	0	1	3	0	1	4	0	9	0	0	0	1.086	.200	0	0	0	0
Guerrero, V	.378	9	37	5	14	20	3	0	1	7	0	0	0	3	0	6	0	0	0	0.541	.425	0	0	0	0
Hunter, T	.273	9	33	4	9	14	2	0	1	5	0	0	1	7	1	5	1	1	2	1.424	.415	0	0	0	0
Izturis, M	.118	6	17	2	2	3	1	0	0	2	0	1	0	1	1	3	1	0	0	1.176	.158	1	0	0	1
Kendrick, H	.263	6	19	4	5	10	0	1	1	1	0	0	0	1	0	3	1	0	0	1.526	.300	0	0	0	0
Mathis, J	.533	7	15	2	8	13	5	0	0	1	1	0	0	0	0	4	0	0	0	1.867	.533	0	0	0	0
Mathews, G	.000	4	5	1	0	0	0	0	0	0	0	0	1	0	3	0	0	0	0	0.000	.167	4	0	0	0
Morales, K	.176	9	34	2	6	12	0	0	2	7	0	1	1	2	0	6	0	0	1	0.353	.237	0	0	0	0
Napoli, M	.154	7	13	1	2	3	1	0	0	0	0	0	2	0	0	4	0	0	0	0.231	.267	1	0	0	0
Quinlan, R	.000	0	0	0	0	0	0	0	0	0	0	0	0	0	0	0	0	0	0	0.000	.000	0	0	0	0
Rivera, J	.222	9	36	1	8	10	2	0	0	2	0	0	0	0	0	3	1	0	4	1.278	.222	0	0	0	0
Willits, R	.000	4	0	0	0	0	0	0	0	0	0	0	0	0	0	0	0	0	0	0.000	.000	0	0	0	0
Wilson, R	.000	0	0	0	0	0	0	0	0	0	0	0	0	0	0	0	0	0	0	0.000	.000	0	0	0	0
LAA	.243	9	309	35	75	114	20	2	5	32	6	2	5	28	5	56	7	2	9	.369	.314	6	0	0	1
OPPONENTS	.243	9	317	40	77	121	11	3	9	37	4	2	3	46	5	63	3	3	7	.382	.342	8	1	0	0
DH	.378	6	37	6	14	20	3	0	1	7	0	0	0	3	0	6	1	0	0	.541	.425	0	0	0	0

PITCHER	R/L	W	L	ERA	G	GS	CG	GF	SHO	SV	IP	H	R	ER	HR	HB	BB	IBB	SO	WP	BK	OPP	AVG
																							AVG
Bulger, J	R	0	0	2.70	4	0	0	0	0	0	3.1	1	1	1	1	1	4	0	5	1	0	.091	
Fuentes, B	L	0	0	1.93	5	0	0	3	0	3	4.2	1	1	1	1	1	4	2	3	0	0	.067	
Jepsen, K	R	1	0	3.60	5	0	0	0	0	0	5.0	8	2	2	1	0	2	0	3	0	0	.364	
Kazmir, S	L	0	1	7.59	3	2	0	0	0	0	10.2	11	10	9	1	0	8	0	4	1	0	.268	
Lackey, J	R	1	1	2.29	3	3	0	0	0	0	19.2	19	7	5	0	0	7	0	14	1	0	.253	
Oliver, D	L	1	0	3.12	8	0	0	1	0	0	8.2	7	3	3	0	0	4	2	8	0	0	.226	
Palmer, J	R	0	0	13.50	2	0	0	2	0	0	2.2	5	4	4	1	0	1	0	2	0	0	.385	
Santana, E	R	1	1	1.59	4	0	0	2	0	0	5.2	5	3	1	0	1	4	1	5	0	0	.250	
Saunders, J	L	0	1	4.35	2	2	0	0	0	0	10.1	13	5	5	1	0	6	0	5	0	0	.317	
Weaver, J	R	1	0	2.63	4	2	0	1	0	0	13.2	7	4	4	3	0	6	0	14	0	0	.146	
LAA		5	4	3.74	9	9	0	9	1	3	84.1	77	40	35	9	3	46	5	63	3	0	.243	
OPPONENTS		4	5	3.76	9	9	0	9	0	2	83.2	75	35	35	5	5	28	5	56	2	0	.243	



This red seat in Section 135 was dedicated in 2012 during the Angels' 10-year World Series Anniversary. It represents the location where Scott Spiezio's 3-run HR landed in Game 6 of the 2002 Fall Classic. The HR sparked the Angels in overcoming a 5-run deficit en route to the crucial comeback win.

CLUB POSTSEASON



CLUB POSTSEASON 2014

2014 DIVISION SERIES RECAP

The Angels would be paired up with one of baseball's hottest teams down the stretch, the Kansas City Royals, in the 2014 Division Series. The Halos clinched home field advantage throughout the playoffs by way of posting the best record in baseball at 98-64 (and of course an A.L. victory in the All-Star Game).

Game 1 at Angel Stadium called for a pitching matchup of Angels' Jered Weaver and former teammate Jason Vargas. Both hurlers posted quality starts but neither would fare in a decision as the game would go 11 frames. With the score tied at 2-2 in the 11th, Mike Moustakas' solo home run off Fernando Salas sealed the 3-2 win for Kansas City. Both teams collected just four hits in the game; two of the Angels' hits were solo shots from David Freese and Chris Iannetta.

Game 2 at Angel Stadium had a similar feel to the first contest as it went 11 innings as well. Matt Shoemaker, out since Sept. 15 with an oblique strain, took the ball for his first career postseason start (ND, 6 IP, 5 H, 1 R, 0 ER, 6 SO). With the Royals leading 1-0 in the 6th, Albert Pujols knotted the score with an RBI single, his 16th career game-tying or go-ahead hit in the playoffs. The score remained the same until a two-run home run off the bat of Eric Hosmer in the 11th (off Kevin Jepsen) put the Royals up 3-1. They would tack on another run in the 11th frame for the final score of 4-1. The Angels trailed 0-2 with the best of five series shifting to Kansas City.

Game 3 at Kauffman Stadium pitted C.J. Wilson vs. James Shields. The Halos struck first with a solo home run off the bat of Mike Trout in the first inning. The lead was short-lived as the Royals responded with three runs in the bottom half of the inning to chase Wilson from the game after recording just two outs. KC plated two more runs in the third inning to go up 5-1 before an Albert Pujols solo shot brought the score to 5-2 in the fourth. Yet again, the Royals answered in the bottom of the frame with two more runs and there was no looking back for Kansas City. The Angels were defeated 8-3 and swept out of the playoffs. It marked the third time the Halos were swept in a playoff series. The Club was limited to just six runs on 18 hits in the three games of the series after leading the Majors in runs (773) during the regular season. Halo pitchers limited the Royals to a .198 clip (21/106) in the three games.

2014 ALDS RECAP

KANSAS CITY ROYALS VS. LOS ANGELES ANGELS

Oct. 2-5, 2014

GAME 1 - Thursday, October 2, 2014 at Anaheim (N)

KANSAS CITY	0	0	1	0	1	0	0	0	0	0	1	—	3	4	0
LOS ANGELES	0	0	1	0	1	0	0	0	0	0	0	—	2	4	0

LOB: KC 3, LAA 8. HR: Moustakas (off Salas), Iannetta (off Vargas), Freese (off Vargas). SAC: Aybar (2). SF: Infante. SB: Gore. HBP: Beckham (by Collins). GDP: Butler. WP: Davis.
WP - Duffy, LP - Salas, S - Holland. T: 4:05. A: 45,321.

GAME 2 - Friday, October 3, 2014 at Anaheim (N)

KANSAS CITY	0	1	0	0	0	0	0	0	0	0	3	—	4	8	1
LOS ANGELES	0	0	0	0	0	1	0	0	0	0	0	—	1	6	2

LOB: KC 7, LAA 4. HR: Hosmer (off Jepsen). SAC: Escobar. SB: Gordon (2). CS: Trout. GDP: Freese, Hamilton. E: Infante, Calhoun, Iannetta.
WP - Finnegan, LP - Jepsen, S - Holland. T: 3:48. A: 45,361.

GAME 3 - Sunday, October 5, 2014 at Kansas City (N)

LOS ANGELES	1	0	0	1	0	0	0	1	0	—	3	8	0
KANSAS CITY	3	0	2	2	0	1	0	0	x	—	8	9	0

LOB: KC 6, LAA 8. HR: Trout (off Shields), Pujols (off Shields), Hosmer (off Santiago), Moustakas (off Morin). SF: Cain. SB: Aybar, Butler. HBP: Freese (by Shields). WP: Morin, Shields.
WP - Shields, LP - Wilson. T: 3:38. A: 40,657.

CLUB POSTSEASON



CLUB POSTSEASON 2014



ANGELS 2014 DIVISION SERIES

PLAYER	AVG	G	AB	R	H	TB	2B	3B	HR	RBI	SH	SF	HP	BB	IBB	SO	SB	CS	GIDPE	SLG	OBP	PINCH HIT				
																						AB	H	HR	RBI	
Aybar, E	.455	3	11	0	5	6	1	0	0	0	2	0	0	0	0	1	1	0	0	0	.545	.455	0	0	0	0
Beckham, G	.000	2	1	0	0	0	0	0	0	0	0	0	1	0	0	0	1	0	0	0	0.000	.500	0	0	0	0
Calhoun, K	.333	3	15	1	5	5	0	0	0	0	0	0	0	0	0	1	0	0	0	0	.667	.333	0	0	0	0
Conger, H	.000	1	1	0	0	0	0	0	0	0	0	0	0	0	0	1	0	0	0	0	0.000	.000	1	0	0	0
Cowgill, C	---	1	0	0	0	0	0	0	0	0	0	0	0	0	0	0	0	0	0	0	---	---	0	0	0	0
Cron, C.J.	.111	3	9	0	1	2	1	0	0	0	0	0	2	0	4	0	0	0	0	0	.222	.273	0	0	0	0
Freese, D	.125	3	8	1	1	4	0	0	1	1	0	0	1	2	0	4	0	0	1	0	.500	.364	0	0	0	0
Hamilton, J	.000	3	13	0	0	0	0	0	0	1	0	0	0	0	0	2	0	0	1	0	.000	.000	0	0	0	0
Iannetta, C	.100	3	10	1	1	4	0	0	1	1	0	0	0	1	0	2	0	0	0	1	.400	.182	0	0	0	0
Kendrick, H	.154	3	13	1	2	3	1	0	0	0	0	0	0	0	0	5	0	0	0	0	.231	.185	0	0	0	0
Navarro, E	.000	1	1	0	0	0	0	0	0	0	0	0	0	0	1	0	0	0	0	0	.000	.000	1	0	0	0
Pujols, A	.167	3	12	1	2	5	0	0	1	2	0	0	0	1	0	1	0	0	0	0	.417	.231	0	0	0	0
Trout, M	.083	3	12	1	1	4	0	0	1	1	0	0	0	3	0	2	0	1	0	0	.333	.267	0	0	0	0
LAA	.170	3	106	6	18	33	3	0	4	6	2	0	2	9	0	25	1	1	2	1	.311	.248	2	0	0	0
OPPONENTS	.198	3	106	15	21	35	4	0	4	15	1	2	0	12	2	26	5	0	1	1	.349	.275	1	0	0	0
DH	.100	3	10	1	1	2	1	0	0	0	0	0	0	2	0	5	0	0	0	0	.200	.250	0	0	0	0

PITCHER	R/L	W	L	ERA	G	GS	CG	GF	SHO	SV	IP	H	R	ER	HR	HB	BB	IBB	SO	WP	BK	OPP	AVG
Grilli, J	R	0	0	0.00	2	0	0	0	0	0	2	0	0	0	0	0	0	0	2	0	0	0	.000
Jepsen, K	R	0	1	13.50	3	0	0	0	0	0	2	4	4	3	1	0	4	1	2	0	0	0	.400
Morin, M	R	0	0	18.00	1	0	0	0	0	0	1	3	2	2	1	0	0	0	1	1	0	0	.600
Pestano, V	R	0	0	0.00	2	0	0	1	0	0	1	1	0	0	0	0	0	0	1	0	0	0	.250
Rasmus, C	R	0	0	0.00	1	0	0	1	0	0	2.2	0	0	0	0	0	1	0	2	0	0	0	.000
Salas, F	R	0	1	6.75	2	0	0	1	0	0	1.1	1	1	1	1	0	0	0	1	0	0	0	.200
Shoemaker, M	R	0	0	1.50	1	1	0	0	0	0	6	5	1	1	0	0	0	0	6	0	0	0	.227
Smith, J	R	0	0	0.00	2	0	0	0	0	0	2	0	0	0	0	0	0	0	2	0	0	0	.000
Street, H	R	0	0	0.00	2	0	0	0	0	0	3	0	0	0	0	0	2	1	3	0	0	0	.000
Weaver, J	R	0	0	2.57	1	1	0	0	0	0	7	3	2	2	0	0	2	0	6	0	0	0	.143
Wilson, C.J.	L	0	1	40.50	1	1	0	0	0	0	0.2	3	3	3	0	0	1	0	1	0	0	0	.600
LAA	0	3	4.20	3	3	0	0	0	0	0	30	21	15	14	4	0	12	2	26	1	0	.198	
OPPONENTS	3	0	1.74	3	3	0	0	0	2	2	31	18	6	6	4	2	9	0	25	2	0	.170	



CLUB POSTSEASON



CLUB POSTSEASON

ANGELS ALL-TIME GAME-BY-GAME

Pitchers in CAPS represent complete game

Bold = home game

GM	DATE	OPP	W-L	SCORE	WINNER	LOSER	RECORD	ATTN	CUMULATIVE
(1979 ALCS vs. BALTIMORE)									
1	10/3/79	BAL	L	3-6 (10)	Stanhouse	Montague	0-1	52,787	52,787
2	10/4/79	BAL	L	8-9	Flannigan	Frost	0-2	52,108	104,895
3	10/5/79	BAL	W	4-3	Aase	Stanhouse	1-2	43,199	148,094
4	10/6/79	BAL	L	0-8	McGREGOR	Knapp	1-3	43,199	191,293
(1982 ALCS vs. MILWAUKEE)									
5	10/5/82	MIL	W	8-3	JOHN	Caldwell	1-0	64,406	255,699
6	10/6/82	MIL	W	4-2	KISON	VUCKOVICH	2-0	64,179	319,878
7	10/8/82	MIL	L	3-5	Sutton	Zahn	2-1	50,134	370,012
8	10/9/82	MIL	L	5-9	Haas	John	2-2	51,003	421,015
9	10/10/82	MIL	L	3-4	McClure	Sanchez	2-3	54,968	475,983
(1986 ALCS vs. BOSTON)									
10	10/7/86	BOS	W	8-1	WITT	Clemens	1-0	32,993	508,976
11	10/8/86	BOS	L	2-9	HURST	McCasKILL	1-1	32,786	541,762
12	10/10/86	BOS	W	5-3	Candelaria	Boyd	2-1	64,206	605,968
13	10/11/86	BOS	W	4-3 (11)	Corbett	Schiraldi	3-1	64,223	670,191
14	10/12/86	BOS	L	6-7 (11)	Crawford	Moore	3-2	64,223	734,414
15	10/14/86	BOS	L	4-10	Boyd	McCasKILL	3-3	32,998	767,412
16	10/15/86	BOS	L	1-8	Clemens	Candelaria	3-4	33,001	800,413
(2002 ALDS vs. NEW YORK)									
17	10/1/02	NYN	L	5-8	Karsay	Weber	0-1	56,710	857,123
18	10/2/02	NYN	W	8-6	Rodriguez	Hernandez	1-1	56,695	913,818
19	10/4/02	NYN	W	9-6	Rodriguez	Stanton	2-1	45,072	958,890
20	10/5/02	NYN	W	9-5	Washburn	Wells	3-1	45,067	1,003,957
(2002 ALCS vs. MINNESOTA)									
21	10/8/02	MIN	L	1-2	Mays	Appier	0-1	55,562	1,059,519
22	10/9/02	MIN	W	6-3	Ortiz	Reed	1-1	55,990	1,115,509
23	10/11/02	MIN	W	2-1	Rodriguez	Romero	2-1	44,234	1,159,743
24	10/12/02	MIN	W	7-1	Lackey	Rodke	3-1	44,830	1,204,573
25	10/13/02	MIN	W	13-5	Rodriguez	Santana	4-1	44,835	1,249,408
(2002 WORLD SERIES vs. SAN FRANCISCO)									
26	10/19/02	SF	L	3-4	Schmidt	Washburn	0-1	44,603	1,294,011
27	10/20/02	SF	W	11-10	Rodriguez	Rodriguez	1-1	44,584	1,338,595
28	10/22/02	SF	W	10-4	Ortiz	Hernandez	2-1	42,707	1,381,302
29	10/23/02	SF	L	3-4	Worrell	Rodriguez	2-2	42,703	1,424,005
30	10/24/02	SF	L	4-16	Zerbe	Washburn	2-3	42,713	1,466,718
31	10/26/02	SF	W	6-5	Donnelly	Worrell	3-3	44,506	1,511,224
32	10/27/02	SF	W	4-1	Lackey	Hernandez	4-3	44,598	1,555,822
(2004 ALDS vs. BOSTON)									
33	10/5/04	BOS	L	3-9	Schilling	Washburn	0-1	44,608	1,600,430
34	10/6/04	BOS	L	3-8	Martinez	Rodriguez	0-2	45,118	1,645,548
35	10/8/04	BOS	L	6-8 (10)	Lowe	Rodriguez	0-3	35,547	1,681,095
(2005 ALDS vs. NEW YORK)									
36	10/4/05	NYN	L	2-4	Mussina	Colon	0-1	45,142	1,726,237
37	10/5/05	NYN	W	5-3	Escobar	Wang	1-1	45,150	1,771,387
38	10/7/05	NYN	W	11-7	Shields	Small	2-1	56,277	1,827,664
39	10/9/05	NYN	L	2-3	Leiter	Shields	2-2	56,226	1,883,890
40	10/10/05	NYN	W	5-3	Santana	Mussina	3-2	45,133	1,929,023
(2005 ALCS vs. CHICAGO)									
41	10/11/05	CWS	W	3-2	Byrd	Contreras	1-0	40,659	1,969,682
42	10/12/05	CWS	L	2-1	BUEHRLE	Escobar	1-1	41,013	2,010,695
43	10/14/05	CWS	L	2-5	GARLAND	Lackey	1-2	44,725	2,055,420
44	10/15/05	CWS	L	2-8	GARCIA	Santana	1-3	44,857	2,100,277
45	10/16/05	CWS	L	3-6	CONTRERAS	Escobar	1-4	44,712	2,144,989
(2007 ALDS vs. BOSTON)									
46	10/3/07	BOS	L	0-4	BECKETT	Lackey	0-1	37,597	2,182,586
47	10/5/07	BOS	L	6-6	Papelbon	Speier	0-2	37,706	2,220,292
48	10/7/07	BOS	L	1-9	Schilling	Weaver	0-3	45,262	2,265,554
(2008 ALDS vs. BOSTON)									
49	10/1/08	BOS	L	1-4	Lester	Lackey	0-1	44,996	2,310,550
50	10/3/08	BOS	L	5-7	Papelbon	Rodriguez	0-2	45,354	2,355,904
51	10/5/08	BOS	W	5-4 (12)	Weaver	Lopez	1-2	39,067	2,394,971
52	10/6/08	BOS	L	2-3	Delcarmen	Shields	1-3	38,785	2,433,756
(2009 ALDS vs. BOSTON)									
53	10/8/09	BOS	W	5-0	Lackey	Lester	1-0	45,070	2,478,826
54	10/9/09	BOS	W	4-1	Weaver	Beckett	2-0	45,223	2,524,049
55	10/11/09	BOS	W	7-6	Oliver	Papelbon	3-0	38,704	2,562,753
(2009 ALCS vs. NEW YORK)									
56	10/16/09	NYN	L	1-4	Sabathia	Lackey	0-1	49,588	2,612,341
57	10/17/09	NYN	L	3-4 (13)	Robertson	Santana	0-2	49,922	2,662,263
58	10/19/09	NYN	W	5-4 (11)	Santana	Aceves	1-2	44,911	2,568,960
59	10/20/09	NYN	L	1-10	Sabathia	Kazmir	1-3	45,160	2,614,120
60	10/22/09	NYN	W	7-6	Jepsen	Hughes	2-3	45,114	2,659,234
61	10/25/09	NYN	L	2-5	Pettitte	Saunders	2-4	50,173	2,712,436
(2014 ALDS vs. KANSAS CITY)									
62	10/2/14	KC	L	2-3 (11)	Duffy	Salas	0-1	45,321	2,704,555
63	10/3/14	KC	L	1-4 (11)	Finnegan	Jepsen	0-2	45,361	2,749,916
64	10/5/14	KC	L	3-8	Shields	Wilson	0-3	40,657	2,753,093

(27-37 in 64 all-time postseason games)

CLUB POSTSEASON



CLUB POSTSEASON

ANGELS ALL-TIME HIGHS & LOWS



TEAM BATTING

Runs, Game, Angels	13	-	Gm. 5, 2002 LCS (MIN)
Runs, Game, Opponents	16	-	Gm. 5, 2002 WS (SF)
Runs, Inning, Angels	10	-	Gm. 5, 2002 LCS (MIN)
Runs, Inning, Opponents	7	-	Twice; last, Gm. 3, 2007 DS (BOS)
Hits, Game, Angels	19	-	Gm. 3, 2005 DS (NYY)
Hits, Game, Opponents	16	-	Gm. 5, 2002 WS (SF)
Extra-Base Hits, Game, Angels	7	-	Gm. 3, 2005 DS (NYY)
Extra-Base Hits, Game, Opponents	7	-	Gm. 5, 2002 WS (SF)
Home Runs, Game, Angels	4	-	Twice; last, Gm. 3, 2002 WS (SF)
Home Runs, Game, Opponents	4	-	3 times; last, Gm. 3, 2009 LCS (NYY)
Singles, Game, Angels	15	-	Gm. 5, 2002 LCS (MIN)
Singles, Game, Opponents	14	-	Gm. 6, 1986 LCS (BOS)
Doubles, Game, Angels	5	-	Gm. 3, 2002 DS (NYY)
Doubles, Game, Opponents	4	-	5 times; last, Gm. 4, 2009 LCS (NYY)
Triples, Game, Angels	2	-	Gm. 3, 2005 DS (NYY)
Triples, Game, Opponents	1	-	Several times
Left on Base, Angels	16	-	Gm. 2, 2009 LCS (NYY) & Gm. 3, 2008 DS (BOS)
Left on Base, Opponents	12	-	Gm. 2, 2009 LCS (NYY)
Stolen Bases, Game, Angels	5	-	Gm. 2, 2007 DS (BOS)
Stolen Bases, Game, Opponents	3	-	Gm. 2, 2014 DS (KC) & Gm. 4, 2005 LCS (CWS)

TEAM FIELDING

Double Plays, Game, Angels	4	-	Gm. 1, 2002 DS (NYY)
Double Plays, Game, Opponents	3	-	Twice; last, Gm. 4, 2002 WS (SF)
Errors, Game, Angels	3	-	4 times; last, Gm. 1, 2009 LCS (BOS)
Errors, Game, Opponents	4	-	Gm. 5, 1982 LCS (MIL)

TEAM PITCHING

Strikeouts, Game, Angels	13	-	Twice; last, Gm. 3, 2009 LCS (NYY)
Strikeouts, Game, Opponents	12	-	Gm. 3, 2008 DS (BOS)
Base on Balls, Game, Angels	9	-	3 times; last, Gm. 6, 2009 LCS (NYY)
Base on Balls, Game, Opponents	8	-	Gm. 3, 2002 WS (SF)

INDIVIDUAL HITTING

At-Bats, Game	7	-	Guerrero, Gm. 2, 2009 LCS (NYY) & Figgins, Gm. 3, 2008 DS (BOS)
Runs, Game	3	-	Several players
Hits, Game	4	-	3 times; last, Anderson, Gm. 3, 2005 DS (NYY)
Doubles, Game	2	-	Several players
Triples, Game	1	-	Several players
Home Runs, Game	3	-	Kennedy, Gm. 5, 2002 LCS (CWS)
Grand Slams	1	-	Guerrero, Gm. 3, 2004 DS (BOS) & Baylor, Gm. 4, 1982 LCS (MIL)
RBI, Game	5	-	3 times; last, Anderson, Gm. 3, 2005 DS (NYY)
Base on Balls, Game	4	-	Abreu, Gm. 1, 2009 DS (BOS)
Sac Bunts, Game	2	-	R. Jones, Gm. 4, 1986 LCS (BOS)
Strikeouts, Game	4	-	Aybar, Gm. 1, 2014 DS (KC)
		-	Kendrick, Gm. 2, 2008 DS (BOS)

INDIVIDUAL PITCHING

Innings Pitched	9	-	3 times (3 CG); last, Gm. 1, 1986 LCS (BOS)
Strikeouts, Game	8	-	Ryan, Gm. 1, 1979 LCS (BAL) & Kison, Gm. 2, 1982 LCS (MIL)
Base on Balls, Game	5	-	6 times; last, Saunders, Gm. 6, 2009 LCS (NYY)
Earned Runs Allowed, Game	6	-	Twice; last, Washburn, Gm. 5, 2002 WS (SF)
Hits Allowed, Game	10	-	Twice; last, Ortiz, Gm. 2, 2002 LCS (MIN)
Home Runs Allowed, Game	3	-	4 times; last, Weaver, Gm. 3, 2009 LCS (NYY)

TEAM MISCELLANEOUS

Longest Game, Innings	13	-	Gm. 2, 2009 LCS (NYY)
Largest Margin, Victory	8	-	Gm. 5, 2002 LCS (MIN)
Largest Margin, Loss	12	-	Gm. 5, 2002 WS (SF)
Largest Crowd, Home	64,406	-	Gm. 1, 1982 LCS (MIL)
Largest Crowd, Home (since '98 renovation)	45,361	-	Gm. 2, 2014 DS (KC)
Smallest Crowd, Home	43,199	-	Gm. 3 & 4, 1979 LCS
Largest Crowd, Road	56,710	-	Gm. 1, 2002 DS (NYY)
Smallest Crowd, Road	32,786	-	Gm. 2, 1986 LCS (BOS)



CLUB POSTSEASON ANGELS CAREER LEADERS

BATTING [MINIMUM OF 25 AT-BATS]

BATTING AVERAGE

.368 (14/38)	Bob Boone	1982, 1986
.347 (25/72)	Troy Glaus	2002, 2004
.346 (9/26)	Gary Pettis	1986
.339 (40/118)	Darin Erstad	2002, 2004, 2005
.327 (18/55)	Scott Spiezio	2002
.314 (16/51)	Torii Hunter	2008-09
.308 (24/78)	Adam Kennedy	2002, 2005
.300 (24/80)	David Eckstein	2002, 2004

AT-BATS

147	Garret Anderson	2002, 2004-05, 2007-08
122	Chone Figgins	2002, 2004-05, 2007-09
118	Darin Erstad	2002, 2004, 2005
112	Vladimir Guerrero	2004-05, 2007-09
91	Bengie Molina	2002, 2004, 2005
80	David Eckstein	2002, 2004
72	Troy Glaus	2002, 2004

HITS

40	Darin Erstad	2002, 2004, 2005
36	Garret Anderson	2002, 2004-05, 2007-08
32	Vladimir Guerrero	2004-05, 2007-09
25	Troy Glaus	2002, 2004
24	Bengie Molina	2002, 2004, 2005
24	Adam Kennedy	2002, 2005
24	David Eckstein	2002, 2004
21	Chone Figgins	2002, 2004-05, 2007-09
18	Scott Spiezio	2002

PITCHING [MINIMUM OF 10 IP]

WINS

5	Francisco Rodriguez	2002, 2004-05, 2007-08
3	John Lackey	2002, 2004-05, 2007-09
2	Jered Weaver	2007-09, 2014
2	Ervin Santana	2005, 2007-09
2	Ramon Ortiz	2002, 2004
1	13 players tied	

LOSSES

4	Francisco Rodriguez	2002, 2004-05, 2007-08
4	John Lackey	2002, 2004-05, 2007-09
3	Jarrod Washburn	2002, 2004
2	Ervin Santana	2005, 2007-09
2	Scot Shields	2002, 2004-05, 2007-08
2	Kelvim Escobar	2004, 2005, 2007
2	Kirk McCaskill	1986

INNINGS PITCHED

78.0	John Lackey	2002, 2004-05, 2007-09
36.2	Jarrod Washburn	2002, 2004, 2005
31.2	Francisco Rodriguez	2002, 2004-05, 2007-08
27.2	Jered Weaver	2007-09, 2014
25.1	Scot Shields	2002, 2004-05, 2007-08
23.0	Ervin Santana	2005, 2007-09
21.2	Kevin Appier	2002
20.2	Jered Weaver	2007-09
20.2	Mike Witt	1982, 1986

HOME RUNS

9	Troy Glaus	2002, 2004
5	Garret Anderson	2002, 2004-05, 2007-08
4	Adam Kennedy	2002, 2005
4	Tim Salmon	2002
3	Bengie Molina	2002, 2004, 2005
3	Darin Erstad	2002, 2004, 2005
3	Scott Spiezio	2002

RUNS

18	Darin Erstad	2002, 2004, 2005
18	Troy Glaus	2002, 2004
17	Garret Anderson	2002, 2004-05, 2007-08
13	Adam Kennedy	2002, 2005
13	Vladimir Guerrero	2004-05, 2007-09
13	Chone Figgins	2002, 2004-05, 2007-09

DOUBLES

9	Darin Erstad	2002, 2004, 2005
6	Garret Anderson	2002, 2004-05, 2007-08
5	Jeff Mathis	2007-09
5	Chone Figgins	2002, 2004-05, 2007-09
5	Troy Glaus	2002, 2004
5	Doug DeCinces	1982, 1986

RUNS BATTED IN

22	Garret Anderson	2002, 2004-05, 2007-08
19	Scott Spiezio	2002
16	Troy Glaus	2002, 2004
14	Vladimir Guerrero	2004-05, 2007-09
13	Adam Kennedy	2002, 2005

GAMES

21	Francisco Rodriguez	2002, 2004-05, 2007-08
17	Scot Shields	2002, 2004-05, 2007-08
17	Brendan Donnelly	2002, 2004, 2005
14	John Lackey	2002, 2004-05, 2007-08
9	Troy Percival	2002, 2004
9	Ben Weber	2002

ERA

0.84 (10.2 IP/1 ER)	John Candelaria	1986
1.93 (14 IP/3 ER)	Bruce Kison	1982
2.60 (27.2 IP/8 ER)	Jered Weaver	2007-09, 2014
3.05 (20.2 IP/7 ER)	Mike Witt	1982, 1986
3.12 (78 IP/27 ER)	John Lackey	2002, 2004-05, 2007-09
3.13 (31.2 IP/11 ER)	F. Rodriguez	2002, 2004-05, 2007-08
3.20 (25.1 IP/9 ER)	Scot Shields	2002, 2004-05, 2007-08

STRIKEOUTS

53	John Lackey	2002, 2004-05, 2007-09
41	Francisco Rodriguez	2002, 2004-05, 2007-08
28	Jered Weaver	2007-09, 2014
25	Scot Shields	2002, 2004-05, 2007-08
24	Kelvim Escobar	2004, 2005, 2007
23	Brendan Donnelly	2002, 2004, 2005

SAVES

7	Troy Percival	2002, 2004
3	Brian Fuentes	2009
3	Francisco Rodriguez	2002, 2004-05, 2007-08
1	Donnie Moore	1986

CLUB POSTSEASON

CLUB HISTORY





CLUB HISTORY

START OF A FRANCHISE

In the winter of 1960, Gene Autry attended the American League expansion meeting in St. Louis seeking radio rights for his Golden West Broadcasting firm. On Dec. 6, 1960 he returned as Owner and Chairman of the Board of the expansion Los Angeles Angels.

Following is a chronological look at the beginning of the Los Angeles Angels:

1960

- Dec. 6** — At St. Louis, MO, the expansion Los Angeles Angels is awarded to Gene Autry, Robert O. Reynolds, Paul A. O'Bryan and associates.
- Dec. 8** — Fred Haney is named General Manager.
- Dec. 12** — Bill Rigney is named Field Manager.
- Dec. 14** — Haney and Rigney selected 28 players from the American League player pool at a meeting in Boston... Total cost: \$2,150,000 including two minor league draft picks...First player drafted is pitcher Eli Grba.
- Dec. 16** — Palm Springs, CA announced as Spring Training site.

1961

- Jan. 14** — Leonard K. Firestone becomes part owner and Vice President of the Angels.
- Jan. 24** — Angels announce signing of first two players - outfielders Bob Cerv and Albie Pearson.
- Feb. 6** — Angels hold first public tryout camp at Sawtelle Hospital...Over 300 prospects attend tryout...Six players are signed.
- Feb. 24** — Angels open spring training camp in Palm Springs.
- Mar. 11** — Angels defeat Chicago Cubs in first exhibition game, 8-3, before an overflow crowd at the Polo Grounds in Palm Springs...Club also wins second game on Mar. 12, 12-5.
- Apr. 11** — Behind the strong pitching of Eli Grba and power of Ted Kluszewski, the Angels rolled to a 7-2 victory in their first American League regular season game. Grba went the distance, allowing one earned run on six hits. Kluszewski hit a pair of home runs and collected five RBI. The Angels scored all seven runs in the first two frames, three in the first inning on back-to-back home runs by Kluszewski and Bob Cerv.

The Angels finished the 1961 season with a 70-91 record. The club's .435 winning percentage established and still stands as the best of any expansion team in Major League history.

The Angels played at Wrigley Field in Los Angeles in 1961, then moved to Chavez Ravine (now Dodger Stadium) in 1962 and remained there through the 1965 season. In 1966, the franchise moved south to Anaheim and played 32 seasons at Anaheim Stadium. The club opened the 1997 season as the Anaheim Angels and began play at Edison Field in 1998. Prior to the 2004 season the stadium name was changed to Angel Stadium of Anaheim. On Jan. 3, 2005 the official name of the franchise was changed to the Los Angeles Angels of Anaheim.

ANGELS ORIGINAL PLAYER DRAFT

The Angels drafted a total of 28 players from the existing American League clubs on Dec. 14, 1960. Owners of the new Los Angeles and Washington clubs as well as their recently appointed front offices and field bosses — General Manager Fred Haney and Manager Bill Rigney of the Angels and General Manager Ed Doherty and Manager Micky Vernon of the Senators — attended the session held in the league offices.

A price of \$75,000 was set on the players to be picked and both of the new clubs were required to select 28. The players were picked by categories, starting with pitchers, then catchers, infielders and outfielders. A toss of the coin determined which club had first choice in each group, and then they alternated. Haney won the toss for three positions — all but for outfielders. Besides the 28 regular selections by both clubs, Los Angeles bought two players from the special minor league pool at \$25,000 apiece and Washington grabbed three. Thus, the Angels paid \$2,150,000 for their 30 players and the Senators shelled out \$2,175,000 for their 31 players in the unprecedented distribution.

Following is the order in which the Angels players were selected:

NOTE: Following the selections, Wilson notified the Angels and Cleveland that he intended to retire from the game. As a result, his selection was canceled several weeks later and the Indians sent pitcher Ted Bowsfield to the Angels as a replacement.

1. Eli Grba, p, NY
2. Jerry Casale, p, BOS
3. Duke Maas, p, NY
4. Tex Clevenger, p, MIN
5. Bob Sprout, p, DET
6. Audrey Gatewood, p, DET
7. Ken McBride, p, CHI
8. Ned Garver, p, KC
9. Ron Moeller, p, BAL
10. Bob Davis, p, KC
11. Ed Sadowski, c, BOS
12. Bob Rodgers, c, DET
13. Ed Yost, inf, DET
14. Ken Aspromonte, inf, CLE
15. Ken Hamlin, inf, KC
16. Gene Leek, inf, CLE
17. Jim Fregosi, inf, BOS
18. Bob Cerv, of, NY
19. Ken Hunt, of, NY
20. Jim McAnany, of, CHI
21. Earl Averill, c, CHI
22. Faye Throneberry, of, MIN
23. Ted Kluszewski, inf, CHI
24. Don Ross, inf, BAL
25. Julio Becquer, inf, MIN
26. Dean Chance, p, BAL
27. Fred Newman, p, BOS
28. Bob Wilson, c, CLE
29. Steve Bilko, 1b, DET from Denver
30. Albie Pearson, of, BAL from Rochester



CLUB HISTORY

LA ANGELS INAUGURAL GAME



APR. 11, 1961

	1	2	3	4	5	6	7	8	9	R	H	E	LOB
LOS ANGELES	3	4	0	0	0	0	0	0	0	7	6	3	3
BALTIMORE	0	1	1	0	0	0	0	0	0	2	6	0	8

E: Los Angeles - Brickell 2, Aspromonte DP: Los Angeles - 1 Baltimore - 1

2B: B. Robinson HR: Kluszewski 2, Cerv

S: Rice, Grba GDP: B. Robinson, Brickell

LOS ANGELES	WLS	IP	H	R	ER	HR	BB	SO	HB	WP	BK
Grba	W	9	6	2	1	0	4	5	0	1	0

BALTIMORE	WLS	IP	H	R	ER	HR	BB	SO	HB	WP	BK
Pappas	L	1.2	3	6	6	2	4	1	0	0	0
Papa	—	.1	1	1	1	1	0	1	0	0	0
Stock	—	2	1	0	0	0	0	1	1	0	0
Hoeft	—	3	1	0	0	0	0	3	0	0	0
Wilhelm	—	2	0	0	0	0	0	0	0	0	0

HB: Hunt (by Stock)

TIME: 2:33

PB: Triandos

ATTENDANCE: 37,352

UMPIRES: Stevens, Rice, Napp, Schwartz

LOS ANGELES	AB	R	H	BI	BALTIMORE	AB	R	H	BI
Yost, 3b	4	0	0	0	Brandt, cf	5	1	2	0
Aspromonte, 2b	4	1	1	0	Snyder, rf	3	0	1	0
Pearson, rf	3	2	1	1	B. Robinson, 3b	4	0	1	0
Kluszewski, 1b	4	2	2	5	Gentile, 1b	4	1	1	0
Beccuer, 1b	0	0	0	0	Triandos, c	4	0	0	0
Cerv, lf	4	1	1	1	Hansen, ss	4	0	0	0
Johnson, lf	0	0	0	0	Stephens, lf	2	0	1	0
Hunt, cf	2	0	0	0	Breeding, 2b	4	0	0	0
Brickell, ss	4	0	1	0	Pappas, p	0	0	0	0
Rice, c	2	0	0	0	Papa, p	0	0	0	0
Grba, p	3	1	0	0	Phillely, ph	1	0	0	0
TOTALS	30	7	6	7	Stock, p	0	0	0	0
					E. Robinson, ph	1	0	0	0
					Hoeft, p	0	0	0	0
					Essegian, ph	1	0	0	0
					Wilhelm, p	0	0	0	0
					Zupo, ph	0	0	0	0
					TOTALS	33	2	6	0

1961 LOS ANGELES ANGELS' FIRSTS

TEAM

GAME - Apr. 11 at Baltimore (7-2 win)
PLATE UMPIRE - Johnny Stevens, Apr. 11 at Baltimore
GAME TIME - 2:33, Apr. 11 at Baltimore
WIN - Apr. 11 at Baltimore (7-2)
HOME GAME - Apr. 27 vs. Minnesota (4-2 loss)
HOME WIN - Apr. 28 vs. Minnesota (6-5; 12 inn.)
LOSS - Apr. 15 at Boston (3-0)
SERIES WIN - Apr. 27-29 vs. Minnesota (2-1)
ROAD SERIES WIN - June 5-7 at Baltimore (3-1)
SERIES SWEEP - July 3-4 vs. Kansas City (3-0)
ROAD SERIES SWEEP - July 5-6 at Minnesota (2-0)
HOMESTAND WIN - Apr. 27 - May 10 (8-6)
EXTRA INNING GAME - Apr. 23 at Detroit (3-2 loss; 11 inn.)
EXTRA INNING WIN - Apr. 28 vs. Minnesota (3-2 loss; 12 inn.)
COMPLETE GAME - Eli Grba, Apr. 11 at Baltimore (7-2 win)
COMPLETE GAME (AGAINST) - Ike Delock, Apr. 15 at Boston (3-0 win)
SHUTOUT - May 23 vs. Cleveland (9-0; Ken McBride, 3-hitter)
SHUTOUT (AGAINST) - Apr. 15 at Boston (3-0; Ike Delock, 4-hitter)
LAST AT-BAT WIN - Apr. 28 vs. Minnesota (6-5; 2 runs in 12th)
DOUBLEHEADER - Apr. 20 at New York (lost 7-5 & 4-2)
HOME DOUBLEHEADER - Apr. 30 vs. Kansas City (split; 6-4 & 2-3)
DOUBLEHEADER SWEEP - May 19 vs. Chicago (won 4-3 & 5-3)
EJECTION - Ed Yost, Apr. 15 at Boston (8th inn. by plate umpire Jim Honochick)

BATTERS

BATTER - Ed Yost, Apr. 11 at Baltimore (pop-out to shortstop)
FIRST PITCH - Strike by Milt Pappas to Ed Yost, Apr. 11 at Baltimore
BASERUNNER - Albie Pearson, Apr. 11 at Baltimore (1st inn.; walk)
HIT - Ted Kluszewski, Apr. 11 at Baltimore (1st inn., 2-run HR)
RUN - Albie Pearson, Apr. 11 at Baltimore (1st inn., scored on 2-run HR)
RBI - Ted Kluszewski, Apr. 11 at Baltimore (1st inn., 2-run HR)
EXTRA BASE HIT - Ted Kluszewski, Apr. 11 at Baltimore (1st inn., 2-run HR)
SINGLE - Albie Pearson, Apr. 11 at Baltimore (2nd inn. to center)
BUNT SINGLE - Albie Pearson, Apr. 15 at Boston (6th inn.)
DOUBLE - Ken Hunt, Apr. 17 at Boston (3rd inn.)
TRIPLE - Ken Hunt, Apr. 20 at New York (8th inn., 2nd game)
HOME RUN - Ted Kluszewski, Apr. 11 at Baltimore (1st inn., 2-run, Milt Pappas)
SOLO HOME RUN - Bob Cerv, Apr. 11 at Baltimore (1st inn., Milt Pappas)
TWO-RUN HOME RUN - Ted Kluszewski, Apr. 11 at Baltimore (1st inn., Milt Pappas)
THREE-RUN HOME RUN - Ted Kluszewski, Apr. 11 at Baltimore (2nd inn., John Papa)
GRAND SLAM HOME RUN - Lee Thomas, June 6 at Baltimore (2nd inn., Milt Pappas)
GRAND SLAM HOME RUN AT HOME - George Thomas, Sept. 9 vs. Chicago (5th inn., Frank Baumann)
PINCH-HIT HOME RUN - Albie Pearson, Apr. 17 at Boston (9th inn., Mike Fornieles)

HOME RUN BY A PITCHER - Jerry Casale, May 9 vs. Boston (2nd inn., Ike Delock)
TWO-HOME RUN GAME - Ted Kluszewski, Apr. 11 at Baltimore (Milt Pappas), John Papa
THREE-HOME RUN GAME - Lee Thomas, Sept. 5 at Kansas City (Lew Krausse, Ed Rakow, Bill Fischer)
BACK-TO-BACK HOME RUNS - Ted Kluszewski & Bob Cerv, Apr. 11 at Baltimore (1st inn., Milt Pappas)
PINCH-HITTER - Faye Throneberry, Apr. 15 at Boston (7th inn., groundout to 2B)
PINCH-HIT - Steve Bilko, Apr. 17 at Boston (7th inn., double)
STOLEN BASE - Ken Hunt, Apr. 20 at New York (2nd game)
WALK - Albie Pearson, Apr. 11 at Baltimore (1st inn.)
STRIKEOUT - Ken Aspromonte, Apr. 11 at Baltimore (1st inn.)
SACRIFICE - Del Rice, Apr. 11 at Baltimore (6th inn., 1-3)
SACRIFICE FLY - Earl Averill, Apr. 30 vs. Kansas City (2nd game)
HIT BY PITCH - Ken Hunt, Apr. 11 at Baltimore (3rd inn., Wes Stock)
GROUNDOUT INTO DOUBLE PLAY - Fritz Brickell, Apr. 11 at Baltimore (3rd inn., 5-4-3)
PULLOUT - Fritz Brickell, Apr. 11 at Baltimore (force out - Aspromonte to Brickell); batter - Russ Snyder; runner - Jackie Brandt)
ASSIST - Ken Aspromonte, Apr. 11 at Baltimore (force out - Aspromonte to Brickell); batter - Russ Snyder; runner - Jackie Brandt)
ERROR - Fritz Brickell, Apr. 11 at Baltimore (2nd inn. ground ball hit by Marv Breeding)

PITCHERS

PITCHER - Eli Grba, Apr. 11 at Baltimore (7-2 win)
FIRST PITCH - Strike by Eli Grba to Jackie Brandt, Apr. 11 at Baltimore
WINNING PITCHER - Eli Grba, Apr. 11 at Baltimore (7-2 score)
LOSING PITCHER - Jerry Casale, Apr. 15 at Boston (3-0 score)
SAVE - Tom Morgan, Apr. 30 vs. Kansas City, 1st game (1 IP)
HIT - Jackie Brandt, Apr. 11 at Baltimore (1st inn., single to left; Eli Grba)
DOUBLE - Brooks Robinson, Apr. 11 at Baltimore (5th inn. to center; Eli Grba)
TRIPLE - Carl Yastrzemski, Apr. 15 at Boston (3rd inn.; Jerry Casale)
HOME RUN - Gary Geiger, Apr. 17 at Boston (7th inn., Tom Morgan)
RUN - Jim Gentile, Apr. 11 at Baltimore (2nd inn., scored on error)
WALK - Gene Stephens, Apr. 11 at Baltimore (2nd inn. Eli Grba)
STRIKEOUT - Jackie Brandt, Apr. 11 at Baltimore (5th inn.; Eli Grba)
HIT BATTER - Jerry Adair, May 2 vs. Baltimore (5th inn., Ted Bowsfield)
WILD PITCH - Eli Grba, Apr. 11 at Baltimore (6th inn.)

CLUB HISTORY





CLUB HISTORY

YEAR BY YEAR RECORDS/STANDINGS

Year	Pos.	W	L	Pct.	GA/GB	Manager	Home	Away
1961	8	70	91	.435	-38 1/2	Bill Rigney	46-36	24-55-1
1962	3	86	76	.531	-10	Bill Rigney	40-41	46-35
1963	9	70	91	.435	-34	Bill Rigney	39-42	31-49
1964	5	82	80	.506	-17	Bill Rigney	45-36	37-44
1965	7	75	87	.463	-27	Bill Rigney	46-34	29-53
1966	6	80	82	.494	-18	Bill Rigney	42-39	38-43
1967	5	84	77	.522	-7 1/2	Bill Rigney	53-30	31-47
1968	8	67	95	.414	-36	Bill Rigney	32-49	35-46
1969	3	71	91	.438	-26	Bill Rigney (11-28) Lefty Phillips (60-63)	43-38	28-53-1
1970	3	86	76	.531	-12	Lefty Phillips	43-38	43-38
1971	4	76	86	.469	-25 1/2	Lefty Phillips	35-46	41-40
1972★	5	75	80	.484	-18	Del Rice	44-46	31-44
1973	4	79	83	.488	-15	Bob Winkles	43-38	36-45
1974	6	68	94	.420	-22	Bob Winkles (30-44) +Dick Williams (36-48)	36-45	32-49-1
1975	6	72	89	.447	-25 1/2	Dick Williams	35-46	37-43
1976	T4	76	86	.469	-14	Dick Williams (39-57) Norm Sherry (37-29)	38-43	38-43
1977	5	74	88	.457	-28	Norm Sherry (39-42) Dave Garcia (35-46)	39-42	35-46
1978	T2	87	75	.537	-5	Dave Garcia (25-20) Jim Fregosi (62-55)	50-31	37-44
1979	1	88	74	.543	+3	Jim Fregosi	49-32	39-42
1980	6	65	95	.406	-32	Jim Fregosi	30-51	35-44
1981★	5	51	59	.464	-13 1/2	Jim Fregosi (22-25) Gene Mauch (29-34)	26-28	25-31
1982	1	93	69	.574	+3	Gene Mauch	52-29	41-40
1983	T5	70	92	.432	-29	John McNamara	35-46	35-46
1984	T2	81	81	.500	-3	John McNamara	37-44	44-37
1985	2	90	72	.549	-1	Gene Mauch	49-30	41-42
1986	1	92	70	.568	+5	Gene Mauch	50-32	42-38
1987	T6	75	87	.463	-10	Gene Mauch	38-43	37-44
1988	4	75	87	.463	-29	++Cookie Rojas (75-79)	35-46	40-41
1989	3	91	71	.562	-8	Doug Rader	52-29	39-42
1990	4	80	82	.494	-23	Doug Rader	42-39	38-43
1991	7	81	81	.500	-14	Doug Rader (61-63) Buck Rodgers (20-18)	40-41	41-40
1992	T5	72	90	.444	-24	+++Buck Rodgers (33-40)	41-40	31-50
1993	T5	71	91	.438	-23	Buck Rodgers	44-37	27-54
1994★	4	47	68	.409	-5 1/2	Buck Rodgers (16-23) ++++Marcel Lachemann (30-44)	23-40	24-28
1995★	2	78	67	.538	-1	Marcel Lachemann	39-33	39-34
1996	4	70	91	.435	-19 1/2	++++Marcel Lachemann (52-59)	43-38	27-53
1997	2	84	78	.519	-6	Terry Collins	46-36	38-42
1998	2	85	77	.525	-3	+++++Terry Collins (79-75)	42-39	43-38
1999	4	70	92	.432	-25	++++++Terry Collins (51-82)	37-44	33-48
2000	3	82	80	.506	-9 1/2	Mike Scioscia	46-35	36-45
2001	3	75	87	.463	-41	Mike Scioscia	39-42	36-45
2002y\$	2	99	63	.611	-4	Mike Scioscia	54-27	45-36
2003	3	77	85	.475	-19	Mike Scioscia	45-37	32-48
2004	1	92	70	.569	+1	Mike Scioscia	45-36	47-34
2005	1	95	67	.586	+7	Mike Scioscia	49-32	46-35
2006	2	89	73	.549	-4	Mike Scioscia	45-36	44-37
2007	1	94	68	.580	+6	Mike Scioscia	54-27	40-41
2008	1	100	62	.617	+21	Mike Scioscia	50-31	50-31
2009	1	97	65	.599	+10	Mike Scioscia	49-32	48-33
2010	3	80	82	.494	-10	Mike Scioscia	43-38	37-44
2011	2	86	76	.531	-10	Mike Scioscia	45-36	41-40
2012	3	89	73	.549	-5	Mike Scioscia	46-35	43-38
2013	3	78	84	.481	-18	Mike Scioscia	39-42	39-42
2014	1	98	64	.605	+10	Mike Scioscia	52-29	46-35
2015	3	85	77	.525	-3	Mike Scioscia	49-32	36-45
2016	4	74	88	.457	-21	Mike Scioscia	40-41	34-47
2017	2	80	82	.494	-21	Mike Scioscia	43-38	37-44
2018	4	80	82	.494	-23	Mike Scioscia	42-39	38-43
2019	4	72	90	.444	-35	Brad Ausmus	38-43	34-47
2020★	4	26	34	.433	-10	Joe Maddon	16-15	10-19
Totals*		4735	4753	.499		18 Managers	2528-2230	2207-2523-3

*Tied three times in club history (6/8/61 @ Boston in 11 inn.; 9/12/69 @ Seattle in 10 inn.; 4/7/74 @ Chicago White Sox in 10 inn.)

§
BOLD

World Series Champions
Western Division Champions
Wild Card Entrant

+
++
+++
++++
+++++
++++++
★

Totals do not include 2-2 under interim manager Whitey Herzog.
Totals do not include 0-8 under interim manager Moose Stubing.
Totals do not include 36-49 under interim manager John Wathan or 3-1 under interim manager Marcel Lachemann.
Totals do not include 1-1 under interim manager Bobby Knoop.
Totals do not include 10-18 under interim manager John McNamara or 8-14 under interim manager Joe Maddon.
Totals do not include 6-2 under interim manager Joe Maddon.
Totals do not include 19-10 under interim manager Joe Maddon.
Shortened seasons; due to work stoppages: Apr. 1-13, 1972, June 12-July 30, 1981, Aug. 12, 1994-remainder of season, Apr. 2-24, 1995...2020 season (60 games) began July 24, 2020 following suspension of operations due to COVID-19 pandemic.

CLUB HISTORY

CLUB HISTORY

ALL-TIME ROSTER



Includes every player who has been in at least one Major League game with the Angels since 1961.

BLUE: Indicates current players in organization RED: Indicates Angels Hall of Famer BATTING KEY: #-Right *-Left +-Switch ^-Interim manager

MANAGERS (21)

AUSMUS, Brad (19)
COLLINS, Terry (97-99)
FREGOSI, Jim (78-81)
GARCIA, Dave (77-78)
HERZOG, Whitey (74)*
KNOOP, Bobby (94)*
LACHEMANN, Marcel (92*, 94-96)
MADDON, Joe (96*, 98*, 99*, 20-21)
MAUCH, Gene (81-82, 85-87)
McNAMARA, John (83-84, 96*)
PHILLIPS, Lefty (69-71)
RADER, Doug (89-91)
RICE, Del (72)
RIGNEY, Bill (61-69)
RODGERS, Buck (91-94)
ROJAS, Cookie (88)
SCIOSCIA, Mike (00-18)
SHERRY, Norm (76-77)
STUBING, Moose (88)*
WATHAN, John (92-93)*
WILLIAMS, Dick (74-76)
WINKLES, Bob (73-74)

COACHES (88)

ADAIR, Jerry (75)
BAILEY, Andrew (19)
BAYLOR, Don (14-15)
BLACK, Bud (00-06)
BOWEN, Jack (87-89)
BRIDGES, Rocky (62-63; 68-71)
BURLESON, Rick (95-96)
BUTCHER, Mike (06-15)
BUTTERFIELD, Brian (20-21)
CALLAWAY, Mickey (20-21)
CAREW, Rod (92-99)
CLEAR, Bob (76-87)
COLEMAN, Joe (87-90, 96-99)
COUCHE, Mike (96)
CRANDALL, Del (77)
DISARCINA, Gary (14-16)
DOWN, Rick (87-88)
EBEL, Dino (06-18)
ELLIOTT, Bob (61)
EPPARD, Jim (12-13)
ETCHEBARRREN, Andy (77)
FELICIANO, Jesús (19-20)
GALLEGO, Mike (19-21)
GARCIA, Dave (77)
GARKO, Ryan (20)
GOMEZ, Preston (81-84)
GRIFFIN, Alfredo (00-18)
GRISSOM, Marv (61-66; 69, 77-78)
HANSEN, Dave (14-17)
HATCHER, Mickey (00-12)
HEFFNER, Don (67-68)
HENDRICK, George (98-99)
HERMAN, Billy (67)
HERNANDEZ, Chuck (92-96)
HERZOG, Whitey (74-75)
HINES, Bruce (91)
HINSKE, Eric (18)
HOSCHET, Ron (76)
JOHNSON, Deron (79-80, 89-92)
KNOOP, Bobby (79-96)
KOENIG, Fred (70-71)
KRESS, Red (61)
LACHEMANN, Bill (95-96)
LACHEMANN, Marcel (84-92, 97-98)
LEMON, Bob (67-68)
LOWREY, Peanuts (72)
MACHA, Ken (92-94)
MADDON, Joe (94-05)
MALLEE, John (20-21)
MARTIN, Matt (19)
McDERMOTT, Mickey (68)
McNAMARA, John (78)
MERCADO, Orlando (03-10)
MOLINA, Jose (19-21)
MORGAN, Tom (72-74, 81-83)
MUFFETT, Billy (74-77)
NAGY, Charles (16-18)
OLIVERAS, Max (94)

PAEPKE, Jack (61-66)
PARKER, Dave (97)
PARKER, Satch (64-66, 73-74)
PAUL, Josh (18-19)
PICCIOLLO, Rob (11-13)
POLLE, Dick (99)
RADINSKY, Scott (16-18)
RAMOS, Bobby (00-02)
REBER, Frank (91)
REED, Jeremy (19-21)
REESE, Jimmie (72-94)
REISER, Peter (70-71)
RESINGER, Grover (75-76)
RICE, Del (62-66)
ROARKE, Mike (67-69)
ROBINSON, Frank (77)
RODRIGUEZ, Eddie (96)
ROENIGKE, Tom (00-10, 16-17)
ROSEBORG, John (72-74)
SHERRY, Larry (79-80)
SHERRY, Norm (70-71, 71*)
SKINNER, Bob (78)
SOLIZ, Steve (11-18)
SORRENTO, Paul (15-16)
STUBING, Moose (85-90)
WATHAN, John (92-93)
WHITE, Doug (19)
WISE, Matt (20)
WOOTEN, Shawn (17)
WINKLES, Bob (72)

PLAYERS (1100)

-A-

AASE, Don, rhp (78-82, 84)



Jim Abbott

ABBOTT, Jim, lhp (89-92, 95-96)
ABBOTT, Kyle, lhp (91, 96)
ABNER, Shawn, of (91)*
ABRU, Bobby, of (09-12)*
ACHTER, A.J., rhp (16)
ADAMS, Ricky, inf (82-83)*
ADCOCK, Joe, inf (64-66)*
ADENHART, Nick, rhp (08-09)
ADELL, Jo, of (20-)*
AIKENS, Willie, inf/dh (77, 79)*
ALBURQUERQUE, Al, rhp (16)
ALDRETE, Mike, of (95-96)*
ALDRIDGE, Cory, of (10)*
ALFONZO, Edgardo, inf (06)*
ALICEA, Luis, inf (97)*
ALLANSON, Andy, c (95)*
ALLEN, Cody, rhp (19)
ALLEN, Lloyd, rhp (69-73)
ALLIETTA, Bob, c (97)*
ALMONTE, Miguel, rhp (18)
ALOMAR, Sandy, inf (69-74)*
ALVAREZ, Jose, lhp (14-19)
ALVAREZ, Juan, lhp (99)
ALVAREZ, Orlando, of/dh (76)*
AMARISTA, Alexi, inf (11-12)*
AMARO, Ruben, inf (69)*
AMARO, Ruben L., of (91)*
AMEZGA, Alfredo, inf (02-04)*
ANDERSON, Brian, lhp (93-95)
ANDERSON, Garrett, of (94-08)*
ANDERSON, Jim, inf (78-79)*
ANDERSON, Justin, rhp (18-20)
ANDERSON, Kent, inf (89-90)*
ANDRIESE, Matt, rhp (20)

APIER, Kevin, rhp (02-03)
ARCIA, Francisco, C (18)*
ARDELL, Dan, inf (61)*
ARIAS, George, inf (96-97)*
ARMAS, Tony, of (87-89)*
ARREDONDO, Jose, rhp (08-09)
ASPERMONTE, Ken, 2b (61)*
AVERILL, Earl, of/c (61-62)*
AYBAR, Erick, inf (06-15)*
AZCUE, Joe, c (69-70, 72)*


-B-

BAHNSEN, Stan, rhp (82)
BAILES, Scott, lhp (90-92)
BAILEY, Andrew, rhp (16-17)
BAILEY, Ed, c/inf (66)*
BALAZ, John, of/dh (74-75)*
BANDY, Jett, c (15-16)*
BANNISTER, Floyd, lhp (91)*
BARBER, Steve, lhp (72-73)
BARD, Luke, rhp (18-19)
BARLOW, Mike, inf (77-79)*
BARNES, Jacob, rhp (20)*
BARNES, Larry, inf (01)*
BARR, Jim, rhp (79-80)
BARRETO, Franklin, inf (20-)*
BARRIE, Jaime, rhp (18-19)
BAUGHMAN, Justin, inf (98, 00)*
BAYLOR, Don, of/dh (77-82)*
BEASLEY, Chris, rhp (91)
BECKHAM, Gordon, inf (14)*
BECCUER, Julio, inf (61)*
BEDROSIAN, Cam, rhp (14-20)
BELCHER, Tim, rhp (99-00)
BELINSKY, Bo, lhp (62-64)
BELL, Trevor, rhp (09-12)
BELLINGER, Clay, inf of (02)*
BEMBOOM, Anthony, c (19)*
BENQUEZ, Juan, of/dh (81-85)*
BENNETT, Dennis, lhp (68)
BENNETT, Erik, rhp (95)
BERGMAN, Dusty, lhp (04)
BERRY, Ken, of (71-73)*
BICHETTE, Dante, of (88-90)*
BIELECKI, Mike, rhp (95)
BILKO, Steve, inf (61-62)*
BLANTON, Joe, rhp (13)
BLASH, Jabari, of (18)*
BLATERIC, Steve, rhp (75)
BLUYEVEN, Bert, rhp (89-92)
BOCHTE, Bruce, c (74-77)*
BOESCH, Brennan, of (14)*
BOULCK, Frank, inf (98)*
BONDS, Bobby, of/dh (76-77)*
BOONE, Bob, c (82-88)*
BOOTCHECK, Chris, rhp (03, 05, 08)
BORBON, Pedro, rhp (69)
BORDERS, Pat, c (96)*
BORLAND, Toby, rhp (01)
BOSKIE, Buddy, lhp (13)
BOSHIE, Shawn, rhp (95-96)
BOSTLY, Thad, of (77, 88)*
BOSTOCK, Lyman, of (78)*
BOTTFIELD, Kent, rhp (00)
BOTTING, Ralph, lhp (79-80)
BOUR, Bob, rhp (62)
BOUR, Justin, inf (19)*
BOUIE, Peter, of (10-13, 19)*
BOVIE, Mike, rhp (97)
BOWSFIELD, Ted, lhp (61-62)
BRADLEY, Tom, rhp (69-70)
BRADY, Brian, of (89)*
BRANDYAN, Russell, inf/dh (11)*
BRASER, Ryan, rhp (13)
BRETT, Ken, lhp (77-78)
BREWSTER, Jim, lhp (75-76)
BRICEÑO, José, C (18, 20)*
BRICKELL, Fritz, inf (61)*
BRIDGES, Rocky, inf (61)*
BRIDWELL, Parker, rhp (17-18)
BRIGGS, Dan, inf of (75-77)*
BROOKS, Bobby, of (73)*
BROOKS, Hubie, of/dh (92)*
BROWN, Curt, rhp (83)

BROWN, Matt, inf (07-08)*
BROWN, Mike, of (83-85, 88)*
BROWN, Randy, c (69-70)*
BROWN, Steve, rhp (83-84)
BRUNANOS, Tom, of (81)*
BRUNET, George, lhp (64-69)
BRYDEN, T.R., rhp (86)
BUTCHER, Ryan, lhp (20)
BUCK, John, c (14)*
BUCKNER, Bill, inf/dh (87-88)*
BUCKNER, Billy, rhp (13)
BUDEE, Ryan, C (07-10)*
BUICE, DeWayne, rhp (87-88)
BULGER, Jason, rhp (06-11)
BUNDY, Dylan, rhp (20-21)
BURDETTE, Lew, rhp (66-67)
BURGESS, Tom, inf of (62)*
BURGMIEER, Tom, inf (68)*
BURKE, Jamie, inf/c (01)*
BURKE, Leo, of (61-62)*
BURLESON, Rick, inf (81-86)*
BURNETT, Sean, lhp (13-14)
BUSS, Nick, of (16)*
BUTCHER, Mike, rhp (92-95)
BUTERA, Drew, C (15)*
BUTREY, Ty, rhp (18-19)
BYRD, Paul, rhp (05)

-C-

CABRERA, Orlando, inf (05-07)
CADARET, Greg, lhp (97-98)
CAHILL, Trevor, rhp (19)
CALHOUN, Kyle, of (12-19)*
CALLASPO, Alberto, inf (10-13)*
CALLAWAY, Mickey, rhp (02-03)
CAMPANA, Tom, of (14)*
CAMPANERIS, Bert, inf (79-81)*
CANDELAIRA, John, lhp (85-87)
CANERIA, John, rhp (77-78)
CANNING, Griffin, rhp (19)*
CARDENAL, Jose, of (65-67)*
CARDENAS, Leo, inf (72)*



Rod Carew

CAREW, Rod, inf (79-85)*
CARPENTER, David, rhp (12, 14)
CARRASCO, Hector, rhp (06-07)
CASALE, Jerry, rhp (61)
CASSEVAH, Jason, rhp (10-12)
CASTRO, Johnny, c (20)*
CAUSEY, Wayne, inf (68)*
CEVR, Bob, of (61)*
CHADWICK, Jhoulys, rhp (16)
CHACIN, Ray, rhp (86)
CHALK, Dave, inf (73-78)*
CHANCE, Bob, inf (69)*
CHANCE, Dean, rhp (61-66)
CHATWOOD, Tyler, rhp (18)
CHAVEZ, Anthony, rhp (97)
CHAVEZ, Jesse, rhp (17)
CHOI, Ji-Man, inf (16)*
CHRISTENSEN, Bruce, inf (71)*
CHRISTENSEN, Jason, lhp (05)
CINNO, Pete, rhp (67-68)
CIMOLI, Gino, of (65)*
CLARK, Bob, of (79-83)*
CLARK, Rick, rhp (67-69, 71-72)
CLARK, Terry, rhp (88-89)
CLEM, Mark, rhp (79-80, 80)
CLEMARE, Edgard, of (00)*
CLEMENTS, Pat, lhp (85)
CLEVENGER, Tex, rhp (61)
CLUBURN, Stan, c (80)*

CLUBURN, Stewart, rhp (84-85, 88)
CLINTON, Lou, of (64-65)
COACHMAN, Pete, inf (90)*
COATES, Jim, inf (65-67)
COELLO, Robert, rhp (13)
COLANGELLO, Mike, of (99)*
COLETTA, Chris, of (72)*
COLE, Taylor, rhp (18-19)
COLINS, Dave, of/dh (75-76)*
COLLO, Bartolo, rhp (04-07)
CONGER, Hank, C (10-14)*
CONGIARI, Tony, of (71)*
CONSOLO, Billy, inf (62)*
COOK, Dennis, lhp (02)
COOK, Mike, rhp (86-88)
COOPER, Brian, rhp (99-01)
CORBETT, Doug, rhp (82-86)
CORRETT, Sherman, lhp (88-90)
CORRIE, Rod, inf (93-95)*
COTTER, Chuck, inf (68-69)*
COUGHRIN, Marlan, inf (62)*
COUSINS, Scott, of (13)*
COWAN, Billy, inf of (69-72)*
COWAN, Kaleb, inf/rhp (15-19)*
COWENS, Al, of (80)*
COWGILL, Collin, of (13-15)*
COX, Terry, rhp (18-19)
COZART, Zack, inf (80-92)
CRIM, Chuck, rhp (92-93)
CRON, Chris, inf/dh (91)*
CRON, J.J., inf/dh (14-17)*
CRUZ, Todd, rhp (80)
CUELLAR, Mike, lhp (77)
CUMBERLAND, John, lhp (74)
CUNNINGHAM, Chad, Of (16)*
CURTIS, Todd, of (92-94)*
CURTIS, John, rhp (82-84)
CURTIS, John, rhp (19)

-D-

D'ACQUISTO, John, rhp (81)
DADE, Paul, of/dh (75-76)*
DALESANDRIO, Mark, c (94-95)*
DARWIN, Bob, rhp (62)
DARVALLO, Vic, of (68-69)*
DAVANON, Jeff, of (99, 01-05)*
DAVANON, Jerry, inf (73)*
DAVIDSON, Daniel, lhp (09)
DAVIS, Alvin, inf/dh (92)*
DAVIS, Bob, c (81)*
DAVIS, Chili, of/dh (88-90, 93-96)*
DAVIS, Doug, inf/c (88)*
DAVIS, Mark, of (91)*
DAVIS, Tommy, inf/dh (76)*
DAVIS, Willie, of/dh (79)*
DECINCES, Doug, inf (82-87)*
DECKER, Steve, c (99)*
DEES, Charlie, inf (63-65)*
DEJESUS, David, of (15-16)
DE LA ROSA, Dane, rhp (13-14)
DELGADO, Wilson, inf (03)*
DEL POZO, Miguel, lhp (19)
DELUCCIA, Rick (97-98)
DESPIAGNE, Odrisamer, rhp (18)
DIAD, Jairo, rhp (14)
DICKSON, Jason, rhp (96-00)
DIMICHELE, Frank, lhp (88)
DISARCINA, Gary, inf (89-01)*
DOBSON, Chuck, rhp (84)
DOHERTY, John, rhp (74-75)
DONNELLY, Brendan, rhp (02-06)
DONOHUE, Jim, rhp (61-62)
DONOHUE, Tom, c (79-80)*
DOPSON, John, c (89)*
DORSETT, Brian, c (84)
DORSEY, Jim, rhp (80)
DOWNING, Brian, of (78-90)*
DOWNS, Scott, lhp (11-13)
DOYLE, Denny, inf (74-75)*
DOYLE, Paul, lhp (70, 72)
DRAGO, Dick, rhp (76-77)
DRUCE, Oliver, rhp (92)*
DUKEY, Bob, of/dh (98)*
DUKES, Tom, rhp (72)



CLUB HISTORY ALL-TIME ROSTER

DULIBA, Bob, rhp ('63-64)
DUNN, Scott, rhp ('04)
DUNNING, Steve, rhp ('76)
DUREN, Ryne, rhp ('61-62)
DURRINGTON, Trent, inf ('99-00, '03)#

-E-

EASLER, Mike, of ('76)*
EASLEY, Damian, inf ('92-96)*
ECKSTEIN, David, inf ('01-04)*
EDDY, Steve, rhp ('79)
EDENFIELD, Ken, rhp ('95-96)
EDMONDS, Jim, of ('93-99)
EENHOORN, Robert, inf ('96-97)#
EGAN, Dick, rhp ('66)*
EGAN, Tom, c ('65-70, 74-75)#
EGE, Cody, lhp ('16)
EICHHORN, Mark, rhp ('90-92, 96/96)
ELIS, Robert, rhp ('96)#
ELLIS, Sammy, rhp ('68)#
ENCARNACION, Angelo c ('67-69)
ENRIGHT, Barry, rhp ('12-13)
EPFARD, Jim, inf ('87-89)*
EPSTEIN, Mike, inf ('73-74)*
ERSTAD, Darin, inf ('96-06)*
ESCOBAR, Kevlin, rhp ('04-09)
ESCOBAR, Yuneil, inf ('16-17)*
ESPINOSA, Danny, inf ('17)*
ETCHEBARRAN, Andy, c ('75-77)*
ETHERTON, Seth, rhp ('00)#
EVANS, Terry, OF ('07-10)#

-F-

FABREGAS, Jorge, c ('94-97, '01-02)*
FAIRLY, Ron, inf/dh ('78)*
FARRELL, John, rhp ('93-94)*
FASANO, Sal, c ('02)#
FEATHERSTON, Taylor ('15)#
FELIX, Junior, of ('91-92)*
FERGUSON, Joe, c ('81, 83-83)
FERNANDEZ, Jose, inf ('01-01)*
FERNANDEZ, Jose, inf ('18)*
FERRIS, Bob, rhp ('78-80)
FETTERS, Mike, rhp ('89-91, '98)
FIELD, Tommy, inf ('13)#
FIELDER, Cecil, inf ('78-79)
FIGGINS, Chone, inf/OF ('02-09)+
FIGUEROA, Ed, rhp ('74-75)
FIMPLE, Jack, c ('87)*
FINLEY, Chuck, lhp ('86-99)
FINLEY, Steve, of ('05)*
FISCHER, Todd, rhp ('86)
FISHER, Eddie, rhp ('69-72)
FITZGERALD, Mike, of/c ('92-92)
FITZMORRIS, Al, rhp ('78)
FLETCHER, David, inf ('18-)*
FLORA, Kevin, inf ('91, 95)#
FLORES, Gil, of ('77)*
FLORES, Ramon, of ('17)*
FOILES, Hank, c ('63-64)*
FOLI, Tim, inf ('82-83)#
FONTANA, Nolan, inf ('17-18)*
FORD, Dan, of/dh ('79-81)*
FORSCH, Ken, rhp ('81-86)
FORSTER, Terry, lhp ('86)
FORTUGNO, Tim, rhp ('92-93)
FOSTER, Alan, rhp ('72)
FOWLER, Art, rhp ('61-64)
FOYACK, Alan, rhp ('85)
FRANSEN, Kevin, inf ('10)#
FRANKLIN, Nick, inf ('17)*
FRASER, Willie, rhp ('86-90)
FREEMAN, Sam, lhp ('19)
FREESE, David, inf ('14-15)
FREGOSI, Jim, inf ('61-71)*
FREY, Steve, lhp ('92-93)
FRIERI, Ernesto, rhp ('12-14)
FROMWIRTH, Todd, rhp ('96)
FROST, Dave, rhp ('78-81)
FUENTES, Brian, lhp ('09-10)
FULLMER, Brad, dh/inf ('02-03)*
FYHRIE, Mike, rhp ('99)

-G-

GABRIELSON, Len, of ('67)*
GAETTI, Gary, inf/dh ('91-93)#

GALARRAGA, Andres, inf/dh ('04)#
GALLAGHER, Al, inf ('73)*
GALLAGHER, Dave, of ('91, 95)#
GANT, Ron, of/dh ('00)#
GARCIA, Carlos, inf ('98)*
GARCIA, Luis, rhp ('19)
GARCIA, Miguel, lhp ('87)
GARLAND, Jon, rhp ('08)
GARNEAU, Dustin, c ('19)*
GARR, Ralph, of/dh ('79-80)*
GARRETT, Adrian, c/dh ('75-76)*
GARRETT, Greg, lhp ('70)
GARVER, Ned, rhp ('61)
GATEWOOD, Aubrey, rhp ('63-65)
GEISHER, Vern, rhp ('69)
GELTZ, Steven, rhp ('12)
GENTRY, Craig, of ('16)#
GERBER, Craig, inf ('85)*
GIAVOTELLA, Johnny, inf ('15-16)#
GI, Benji, inf ('00-03)
GILLBRETH, Bill, rhp ('74)
GILLISPIE, Connor, inf ('15)*
GLAUS, Troy, inf ('98-04)*
GLOVER, Gary, rhp ('03)
GOHR, Greg, rhp ('96)
GOLD, Dave, rhp ('82-83)
GONZALES, Larry, c ('93)#
GONZALES, Rene, inf ('92-93, 95)#
GONZALES, Jose, of ('92)#
GONZALES, Tony, of ('70-71)*
GOODWIN, Brian, of ('19-20)*
GOODWIN, Dan, inf/dh ('75, 77-78)*
GORNEAULT, Nick, of ('07)#
GOTAY, Julio, inf ('65)#
GOTT, Trevor, rhp ('15)
GRABAREKOWITZ, Bill, inf ('73)#
GRAHE, Joe, rhp ('90-94)
GRATEROL, Juan ('16-18)#
GRBA, Eli, rhp ('61-63)
GREBECK, Craig, inf ('97)#
GREEN, Grant, inf ('13-15)
GREEN, Lemmy, of ('64)*
GREEN, Steve, rhp ('03)
GREENE, Todd, c/dh ('96-99)#
GREGG, Kevin, rhp ('03-06)
GREGORIO, Tom, c ('03)#
GREINKE, Zack, rhp ('12)
GRICH, Bobby, inf ('77-86)*
GRIFFIN, Doug, inf ('70)*
GRIFFIN, Tom, rhp ('78)
GRILL, Jason, rhp ('14)
GRIMSLEY, Jason, rhp ('96)
GROSS, Kevin, rhp ('97)
GRUBE, Jarrett, rhp ('13)
GRUBER, Kelly, inf ('94)
GUBICZA, Mark, rhp ('97)
GUERRA, Deolis, rhp ('16-17)
GUERRA, Javy, rhp ('16)
GUERRERO, Mario, inf/dh ('76-77)*
GUERRERO, Vladimir, of ('04-09)#
GUILLEN, Jose, of ('04)#
GURKA, Jason, lhp ('17)
GUTIERREZ, Juan, rhp ('13)
GWYN, Marc, rhp ('07)

-H-

HABYAN, John, rhp ('95)
HALICKI, Ed, rhp ('80)
HALL, Jimmie, of ('67-68)
HALTER, Shane, inf ('13)
HAMILTON, Jack, rhp ('67-68)
HAMILTON, Josh, of ('13-15)*
HAMLIN, Ken, inf ('61)#
HAMPTON, Ike, c ('75-79)*
HANCOCK, Ryan, rhp ('96)
HAND, Rich, rhp ('73)
HANSON, Tommy, rhp ('13)
HAREN, Dan, rhp ('10-12)
HARKEY, Mike, rhp ('95)*
HARLOW, Larry, of ('79-81)*
HARPER, Brian, of ('79, '81)*
HARPER, Tommy, inf/dh ('75)
HARRELSON, Bill, rhp ('68)
HARRIS, Brendan, inf ('13)#
HARRIS, John, inf ('79-81)*
HARRIS, Pep, rhp ('96-99)
HARTZELL, Paul, rhp ('76-78)*
HARVEY, Bryan, rhp ('87-92)

HARVEY, Matt, rhp ('19)
HASEGAWA, Shigetoshi, rhp ('97-01)
HASSLER, Andy, lhp ('71, 73-76, 80-83)
HATHAWAY, Hilly, lhp ('92-93)
HAWKINS, LaTroy, rhp ('12)
HAWPE, Brad, of ('13)*
HAYNES, Nathan, of ('07)*
HAYES, Von, of/dh ('92)*
HEANEY, Andrew, lhp ('15-)
HEFFNER, Bob, rhp ('68)
HEMANN, Russell, rhp ('61)
HEMPHILL, Bret, c ('99)+
HENDERSON, Rickey, of ('97)*
HENDRICK, George, of/dh ('85-88)#
HENSLY, Matt, rhp ('04)
HERMOSILLO, Michael, of ('18-20)
HERNANDEZ, David, rhp ('17)
HERNANDEZ, Jackie, inf ('65-66)#
HERRERA, Yoslan, rhp ('14)
HERRMANN, Ed, c ('76)*
HESTER, John, c ('12-13)#
HIATT, Jack, c/inf ('64, '72)#
HIBBS, Jim, dh ('67)#
HICKS, Jim, of ('69-70)
HILL, Donnie, inf ('90-91)*
HILL, Glennell, of/dh ('01)#
HILL, Ken, rhp ('97-00)
HILLENBRAND, Shea, inf ('07)#
HINCHIFFE, Brett, rhp ('00)*
HINTON, Chuck, inf/OF ('68)#
HOBSON, Butch, inf ('81)*
HOCKENBERRY, Chuck, rhp ('75)
HOFFMAN, Glenn, inf ('89)#
HOLLAND, Al, lhp ('85)*
HOLLINS, Dave, inf ('97-98)+
HOLTZ, Mike, lhp ('96-01)
HOLZEMER, Mark, inf ('93, '95-96)
HOWARD, Doug, inf/OF ('72-74)*
HOWELL, Jack, inf/dh ('85-91, 96-97)*
HUDLER, Rex, inf/OF ('94-96)*
HUDSON, Charlie, lhp ('75)
HUDSON, Joe, c ('18)
HUFF, David, lhp ('16)
HUMPHREY, Terry, c ('76-79)#
HUNT, Ken, of ('61-63)#
HUNTER, Torii, of ('08-12)#
HUSON, Jeff, inf ('99)*

-I-

IANNETTA, Chris, c ('12-15)+
IBANEZ, Raul, of/dh, ('14)*
IBARRA, Edgar, lhp ('15)
ISRINGHAUSEN, Jason, rhp ('12)
IZTURIS, Maicer, inf ('05-12)+

-J-

JACKSON, Bo, of/dh ('94)#
JACKSON, Reggie, of/dh ('82-86)*
JACKSON, Ron, of ('75-78, 82-84)*
JACKSON, Ryan, inf ('15)#
JAMES, Johnny, rhp ('61)
JAMES, Mike, rhp ('95-99)
JAVIER, Stan, of ('93)+
JEFFERIES, Gregg, inf/OF ('98)+
JEFFERSON, Jesse, rhp ('81)
JEPSEN, Kevin, rhp ('08-14)
JEREZ, Williams, lhp ('18)
JEWELL, Jake, rhp ('18-19)
JIMENEZ, Luis, inf ('13-14)*
JOHN, Tommy, lhp ('82-85)
JOHNSON, Alex, of ('70-71)*
JOHNSON, Gary, of ('03)*
JOHNSON, Jim, rhp ('18)
JOHNSON, Keith, inf ('00)#
JOHNSON, Lou, of ('61, '69)#
JOHNSON, Mark, inf ('98)
JOHNSON, Sherman, inf ('18)*
JOHNSTONE, Jay, of ('66-70)*
JONES, Bob, of ('76-77)*
JONES, Greg, rhp ('03, '05-07)
JONES, Jahmai, inf ('20)#
JONES, Ruppert, of ('85-87)*
JOYCE, Matt, of ('15)*
JOYNER, Wally, inf ('86-91, '01)*
JUDEN, Jeff, rhp ('98)

-K-

KARL, Scott, lhp ('00)
KAUFMAN, Curt, rhp ('84)
KAZMIR, rhp ('09-11)
KEALEY, Steve, rhp ('68-70)
KEEDY, Pat, inf/OF ('85)#
KELLEHER, Mick, inf ('82)#
KELOS, Bill, rhp ('64-67)
KELLER, Kyle, rhp ('20)*
KENDRICK, Howie, inf ('06-14)+
KENNEDY, Adam, inf ('00-06)*
KINGMAN, Dave, of/dh ('77)#
KINSLER, Ian, inf ('18)#
KIPPER, Bob, lhp ('85)
KIRKPATRICK, Ed, c/OF ('62-68)*
KIRKWOOD, Bruce, rhp ('74-77)*
KISON, Don, rhp ('80-84)
KLING, Ron, rhp ('61)
KLISZEWSKI, Ted, inf ('61)*
KNAPP, Chris, rhp ('78-80)
KNOPF, Bobby, inf ('64-69)#
KOHN, Michael, rhp ('10-14)+
KOPPE, Joe, inf ('61-65)+
KOSCO, Andy, of ('72)#
KOSTKO, Frank, of ('63)#
KOTCHAMBA, Casey, inf ('04-08)*
KRAUSS, Marc, inf ('15)*
KRAWCZYK, Ray, rhp ('88)
KREUTER, Chad, c ('97-98)+
KROL, Ian, lhp ('18)*
KUBITZA, Kyle, inf ('15)*
KUBSKI, Gil, of ('80)*
KUHALUA, Fred, lhp ('77)
KUSNYER, Art, c ('71-73)#

-L-

LACEY, Bob, rhp ('83)
LACEY, John, rhp ('02-09)
LACROIX, Frank, rhp ('84)
LAHOUE, Joe, of/dh ('74-76)*
LAMB, John, lhp ('18)
LANDREAU, Ken, of ('77-78)*
LANGE, Dick, rhp ('72-75)
LANGRISHAN, Mark, inf ('12)*
LANGSTON, Mark, lhp ('90-97)
LANFORD, Jerome, inf ('78-80)
LANOCHÉ, Dave, rhp ('70-71, 77-80)
LASHER, Fred, rhp ('71)
LA STELLA, Tommy, inf ('19-20)*
LATMAN, Barry, rhp ('64-65)
LATOS, Mat, rhp ('15)
LAZORKO, Jack, rhp ('87-88)
LEBLANC, Wade, lhp ('14)
LEE, Bob, rhp ('64-66)
LEE, Don, rhp ('62-65)
LEE, Mike, lhp ('63)
LEEK, Gene, inf ('61-62)*
LEFFERTS, Craig, lhp ('94)
LEFFTWITH, Phil, rhp ('93-94, '96)
LEITER, Mark, rhp ('94)
LEJA, Frank, inf ('62)*
LEMANCZYK, Dave, rhp ('80)
LEVINE, Al, lhp ('99-02)
LEWIS, Scott, rhp ('90-94)
LEYRITT, Jim, c/dh ('97)#
LINARES, Rufino, dh ('85)
LINCECUM, Tim, rhp ('16)
LIND, Jose, inf ('95)#
LINTON, Doug, rhp ('93)#
LEMAS, Winston, inf/OF ('68-69, 72-75)
LOCKE, Bobby, rhp ('67-68)
LOCKWOOD, Skip, rhp ('74)
LOPEZ, Carlos, of/dh ('76)
LOPEZ, Karlos, of ('76)
LOPEZ, Marcelino, inf ('65-67)
LOPEZ, Ramon, rhp ('66)
LORRAINE, Andrew, lhp ('94-95)
LOUX, Vance, rhp ('08-09)
LOVELACE, Shane, inf ('88-89)
LOVULLO, Torey, inf ('93)+
LOWE, Mark, rhp ('13)
LUBRATICI, Steve, inf ('81, '83)#
LUCAS, Gary, lhp ('86-87)
LUGRO, Jonathan, c ('19)#
LUGRO, Urbano, rhp ('85-88)
LUKASIEWICZ, Mark, inf ('01-02)
LUKE, Matt, inf ('99)*
LUULLO, Keith, inf ('00)#

LYNN, Fred, of ('81-84)*
LYONS, Barry, inf ('91)#

-M-

MACHEMER, Dave, inf ('78)*
MAC, Tony, rhp ('85)
MAGNANTE, Mike, lhp ('99)
MAGNIFICIO, Damien, rhp ('17)
MAGRANE, Joe, lhp ('93-94)
MAHLE, Greg, lhp ('16)
MAHLER, Mickey, lhp ('81-82)
MALDONADO, Martin, c ('17-18)#
MALONE, Jim, rhp ('71)
MARSHALL, Mike, rhp ('91)
MARTE, Alfredo, of ('15)*
MARTE, Jeffy, inf ('16-18)
MARTIN, Paco, inf ('98)
MARTINEZ, Carlos, rhp ('95)#
MARTINEZ, Fred, rhp ('80-81)
MARONDE, Nick, lhp ('12-14)
MARSH, Damon, of ('98)#
MATHEUS, Ryan, rhp ('15)
MATTHEW, Jeff, c ('05-11)#
MATRANA, David, inf ('05)#
MATSUI, Hideki, of ('10)*
MAYBEN, R.J., Gary, of ('07-09)+
MAYBIN, Cameron, of ('17)#
MAY, Carlos, of/dh ('77)*
MAY, Darrell, lhp ('96-97)
MAY, Rudy, lhp ('65, '69-74)
MAYERS, Mike, rhp ('90)
McAnulty, Paul, inf ('10)*
McBRIDE, John, rhp ('61-65)
McCASILL, Kirk, rhp ('85-91)
McCLURE, Bob, lhp ('89-91)
McCRAW, Tom, inf/OF ('73-74)
McDONALD, John, inf ('14)
McDOWELL, Jack, rhp ('98-99)
McELROY, Chuck, lhp ('96-97)
McFLARANE, Orlando, c ('67-68)#
McGLOTHLIN, Jim, rhp ('65-69)
McGUIRE, Deck, rhp ('18)
McLAUGHLIN, Byron, rhp ('83)
McLEMORE, Mark, rhp ('80-80)*
McMULLEN, Ken, inf ('70-72)*
McMURSON, Dallas, inf ('04-07)*
MELIA, Adalberto, lhp ('19)
MELTON, Bill, inf/dh ('76)#
MEOLI, Rudy, inf ('71, '73-75)*
MERCKER, Kent, lhp ('00)
MERLON, Lou, inf ('05)#
MESSERSMITH, Andy, rhp ('68-72)
MEYER, Alex, rhp ('16-18)
MEYER, Robert, lhp ('64)
MIDICH, Bart, rhp ('01, '03)
MIDDLETON, Keynan, rhp ('17-20)
MILLY, Mike, inf ('75-76)*
MILLS, Brad, of ('84-88)#
MILLER, Dyar, rhp ('77-79)
MILLER, Rick, of ('78-80)*
MILLER, John, lhp ('12)
MILLNER, John, lhp ('20)
MINCHER, Don, inf ('67-68)*
MINTON, Greg, rhp ('97)
MINTZ, Steve, rhp ('89)
MOELLER, Lon, lhp ('61-63)
MOLINA, Bengie, c ('98-05)+
MOLINA, Jose, c ('01-07)*
MONDES, Raul, of ('04)#
MONGE, Sid, inf ('75-77)
MONTAGUE, John, rhp ('79-80)
MONTANEZ, Guillermo, inf ('66)*
MONTEAGUDO, Aurelio, rhp ('73)
MONTELEONE, Rich, rhp ('88-89, 95-96)
MOORE, Balor, lhp ('99)
MOORE, Donnie, rhp ('85-88)
MOORE, Jeremy, of ('11)*
MORALES, Kendrys, inf ('06-12)+
MORALES, Osmer, rhp ('18)
MORAN, Billy, inf ('61-64)*
MORANO, Angel, lhp ('81-82)*
MORENO, Jose, inf/dh ('82)+
MORGAN, Tom, rhp ('61-63)
MORIN, Mike, rhp ('14-17)
MORRIS, Akeel, rhp ('18)
MORRIS, John, of ('92)*
MORTON, Bubba, of ('66-69)#

CLUB HISTORY



CLUB HISTORY

ALL-TIME ROSTER



MOSEBACH, Bobby, rhp (09)
MOSELEY, Dustin, rhp (06-09)
MOSES, Jerry, c (71)#
MOTTON, Curt, of (72)
MULLINIKS, Rance, inf (77-79)*
MURPHY, David, of (15)*
MURPHY, Tom, rhp (68-72)*
MURPHY, Tommy, of (06-07)+
MURRAY, Eddie, inf/dh (97)*
MYERS, Greg, c (92-95)*

-N-
NAPOLI, Mike, c (06-10)*
NARRON, Jerry, c (83-86)*
NAVA, Daniel, of (16)+
NAVARRO, Efrén, inf/of (11-15)*
NAVARRO, Julio, rhp (62-64)
NELSON, Chris, inf (13)#
NELSON, Gene, rhp (93)
NELSON, Mel, rhp (63)
NETTLES, Morris, of (74-75)*
NEVIN, Phil, inf (98)
NEWMAN, Fred, rhp (62-67)
NIELSEN, Jerry, rhp (93)
NIEUWENHUIS, Kirk, of (15)*
NIEVES, Jose, inf (01-02)*
NOBOA, Junior, inf (88)#
NOLAN, Gary, rhp (77)#
NOLASCO, Ricky, rhp (16-17)
NOODBROOK, Tim, inf (76)#
NORRIS, Bud, rhp (17)
NUXHALL, Joe, rhp (62)*

-O-
OBERHOLTZER, Brett, lhp (16)
OBERKELF, Ken, of/infp (92)*
O'BERRY, Mike, c (83)#
O'BRIEN, Charlie, c (98-99)*
O'BRIEN, Syd, inf (71-72)*
OCHOA, Alex, of (02)#
O'DAY, Darren, rhp (08)
OHTANI, Shohei, dh/rhp (18)*
OLIVARES, Omar, rhp (98-99)#
OLIVER, Bob, inf/of (72-74)*
OLIVER, Darren, lhp (07-09)
O'MALLEY, Shawn, inf (14)+
ORTEGA, Anthony, rhp (09)
ORTEGA, Phil, rhp (69)
ORTEGA, Rafael, of (16)*
ORTIZ, Ramon, rhp (99-04)
ORTON, John, c (89-93)#
OSINSKI, Dan, rhp (62-64)
O'SULLIVAN, Sean, rhp (09-10)
OTT, Ed, c (81)*
OVERY, Mike, rhp (76)
OWEN, Spike, inf (94-95)+
OWENS, Eric, of (03)#
OYLER, Ray, inf (70)#

-P-
PACTWA, Joe, lhp (75)
PALMEIRO, Orlando, of (95-02)*
PALMER, Matt, rhp (09-11)
PAREDES, Eduardo, rhp (17-18)
PARKER, Blake, rhp (17-18)
PARKER, Billy, inf (71-73)*
PARKER, Dave, dh (91)*
PARKER, Jarrett, of (19)*
PARRISH, Lance, c (89-92)#
PATEK, Fred, inf (80-81)#
PATTERSON, Bob, rhp (94-95)
PATTERSON, Ken, lhp (93-94)
PATTIN, Marty, rhp (68)
PAUL, Josh, c (04-05)#
PAULEY, David, rhp (12)
PEARSON, Albie, of (61-66)*
PERA, Felix, rhp (18)*
PERA, Orlando, rhp (74-75)
PENNINGTON, Brad, lhp (96)
PENNINGTON, Cliff, inf (16-17)+
PERALTA, Joel, rhp (05)
PERCIVAL, Troy, rhp (95-04)
PEREZ, Carlos, c (15-17)*
PEREZ, Eduardo, inf (93-95)#
PEREZ, Marty, inf (69-70)*
PERISHO, Matt, rhp (97)
PERRANOSKI, Ron, lhp (73)
PERRY, Bob, of (63-64)#

PESTANO, Vinnie, rhp (14-15)
PETERS, Dillon, lhp (19-)
PETKOVSEK, Mark, rhp (99-00)
PETRY, Dan, rhp (88-89)
PETTIT, Gregorio, inf (16)#
PETTIT, Yusemeir, rhp (17)
PETTIT, Chris, of (09-11)+
PETTIS, Gary, of (82-87)*
PHILLIPS, Brandon, inf (17)*
PHILLIPS, Tony, of/dh (95-97)+
PICCIOLLO, Rob, inf (84)#
PIECH, Ron, rhp (65)
PIERSALL, Jimmy, of (63-67)#
PINA, Horacio, rhp (73)
PINERO, Joel, rhp (10-11)
PINSON, Vada, of (72-73)*
POLIDOR, Gustavo, inf (85-88)*
POLONIA, Luis, of (90-93)*
POTE, Lou, rhp (99-02)
POUNDERS, Brooks, rhp (17)
POWER, Vic, inf (64-65)#
PRADY, Bob, rhp (69)
PRIDE, Curtis, of (04-06)*
PRIETO, Chris, of (15)*
PRINZ, Bret, rhp, (05)
PRITCHETT, Chris, inf (96, 98-99)*
PUELLO, Cesar, of (17, 19)#
PUJOLS, Albert, inf (12-19)*

-Q-
QUEEN, Mel, rhp (70-72)
QUIJADA, José, lhp (20-)
QUINLAN, Robb, inf/of (103-10)
QUINTANA, Luis, lhp (74-75)

-R-
RAMIREZ, Horacio, lhp (11)
RAMIREZ, JC, rhp (16-19)
RAMIREZ, Julio, of (02)
RAMIREZ, Noé, rhp (17-20)
RAMIREZ, Orlando, inf (74-77, 79)#
RAMOS, Cesar, lhp (15)
RAMOS, Domingo, inf/of (88)#
RAMSEY, Matt, rhp (69)*
RANEW, Merritt, c (15)*
RAPP, Pat, rhp (01)
RASMUSS, Cory, rhp (13-16)
RAU, Doug, lhp (81)
RAY, Johnny, inf (87-90)+
RAZANO, Barry, rhp (74)
REDFIELD, Joe, inf (89)#
REED, Howie, rhp (66)
REICHARDT, Rick, of (64-70)*
REMY, Jerry, inf (75-77)*
RENDON, Anthony, inf (20-)#
RENGIFO, Luis, inf (19)+
RENKO, Steve, inf (81-82)*
ROSEZ, Roger, rhp (67-72)*
RESOP, Chris, rhp (07)
RETTENMUND, Merv, of/dh (78-80)#
REUSS, Jerry, lhp (87)
REVERE, Ben, of (19)+
REYES, Jo, lhp (15)
REYNOLDS, Archie, rhp (71)
REYNOLDS, Harold, inf (94)+
REYNOLDS, Tommie, of (70-71)
RICE, Del, c (61)#
RICHARDS, Garrett, rhp (11-18)
RICHARDSON, Jeff, rhp (90)
RIGGS, Adam, inf (83-04)*
RIVERA, Juan, of (05-10)
RIVERA, Rene, c (18)
RIVERS, Mickey, of (70-75)*
ROBERTSON, Daniel, of (15)#
ROBERTSON, Rich, lhp (98)
ROBERTSON, Ron, rhp (92)
ROBINSON, Frank, of/dh (73-74)*
ROBINSON, Jeff, rhp (91)
ROBINSON, Shane, Of (16-17)*
ROBLES, Hansel, rhp (18-20)
RODGERS, Buck, c (61-69)+
RODNEY, Fernando, rhp (10-11)
RODRIGUEZ, Aurelio, inf (67-70)#
RODRIGUEZ, Ellie, c (74-75)*
RODRIGUEZ, Fernando, rhp (09)
RODRIGUEZ, Francisco, lhp (10-08)
RODRIGUEZ, Francisco, rhp (10-11)
RODRIGUEZ, José, rhp (19-)

RODRIGUEZ, Rafael, rhp (09-10)
RODRIGUEZ, Rich, lhp (03)
RODRIGUEZ, Sean, inf (08-09)#
ROJAS, Minnie, rhp (66-68)
ROMANICK, Ron, rhp (84-86)
ROMINE, Andrew, inf (10-13)+
ROMERO, J.C., lhp (06)
ROOF, Phil, c (65)#
ROSE, Bobby, inf (89-92)#
ROSE, Don, rhp (72)
ROSS, Gary, rhp (75-77)
ROTH, Michael, lhp (13-14)
ROTH, Jorge, rhp (66-67)
RUIZ, Joe, of (77-80)#
RUCINSKI, Drew, rhp (14-15)
RUHLE, Vern, rhp (86)
RUIZ, Chico, inf (70-71)+
RYAL, Mark, of (86-87)*
RYAN, Brendan, inf (16)#
RYAN, Michael, of (10)*
RYAN, Nolan, rhp (72-79)

-S-
SADOWSKI, Bob, lhp (63)
SADOWSKI, Ed, c (61-63)#
SALAS, Fernando, rhp (14-16)
SALMON, Tim, of (92-06)#
SAMPEN, Bill, rhp (94)
SANCHEZ, Luis, rhp (81-85)
SANDERS, Ken, rhp (74)
SANDERSON, Scott, rhp (93, 95-96)
SANDVAL, Freddy, inf (08-09)+
SANDVAL, Patrick, lhp (19-)
SANDS, Charlie, dh (73-74)*
SANFORD, Jack, rhp (65-67)
SANTANA, Ervin, rhp (05-12)
SANTIAO, Hector, lhp (14-16)
SATRIANO, Tom, inf (61-69)*
SAUNDERS, Joe, lhp (05-10)
SCHAAL, Paul, inf (64-68, 74)*
SCHENIBLUM, Richie, of/dh (73-74)*
SCHIMPF, Ryan, inf (18)#
SCHMIDT, Jeff, rhp (96)
SCHOFENWELS, Scott, lhp (99-03)
SCHOFIELD, Jeff, inf (83-92, 96)*
SCHROEDER, Bill, c inf (89-90)*
SCHU, Rick, inf (90)*
SCHULER, Dave, lhp (79-80)
SCHWARZ, Jeff, rhp (94)
SCOMIER, Darryl, inf/dh (81-85)*
SCOTT, Daryl, rhp (93)
SCOTT, Mickey, lhp (75-77)
SCRIBNER, Troy, rhp (17)
SEGURA, Jean, inf (12-12)*
SELE, Aaron, rhp (02-04)
SELLS, Dave, rhp (72-75)
SELMA, Dick, rhp (74)
SEMPROCH, Roman, rhp (08)
SERRANO, Alex, rhp (61)
SHANK, Harvey, rhp (70)
SHEETS, Andy, inf (99)#
SHERRY, Larry, rhp (68)
SHIELDS, Scot, rhp (01-10)
SHIPLEY, Craig, inf (98)#
SHOCKLEY, Costen, inf (65)*
SHOEMAKER, Matt, rhp (13-18)
SHUCK, J.B., of (13-14)*
SIEBERN, Norm, inf (63-68)
SILVERIO, Tomas, of (70-72)*
SILVESTRI, Dave, inf (99-04)
SIMMONS, Andrelton, ss (16-20)*
SIMMONS, Curt, rhp (18)
SIMPSON, Dick, of (62, 64-65)*
SIMPSON, Wayne, rhp (77)
SINGER, Bill, rhp (73-75)
SKAGGS, Dave, c (80)*
SKAGGS, Tyler, lhp (14-19)
SKOWRON, Bill, inf (67)#
SLATON, Jim, rhp (84-86)
SLAUGHT, Don, c (96)#
SMITH, B.G., of (65)#
SMITH, Billy, inf (75-76)+
SMITH, D.W., rhp (84-85)
SMITH, Dwight, of (94)*
SMITH, Joe, rhp (14-16)
SMITH, Kevin, c (19)#
SMITH, Lee, rhp (95-96)

SMITH, Willie, lhp (64-66)
SNOW, J.T., inf (93-96)+
SOTO, Elliott, inf (20)#
SOTO, Luis, inf (91-92)*
SOTO, Geovany, c (96)#
SOLAITA, Tim, inf/dh (76-78)*
SORENSEN, Zach, of (05)+
SPANKERS, Al, of (66-66)*
SPARKS, Steve, rhp (98-99)
SPEIER, Justin, rhp (07-09)
SPENCER, Jim, inf (68-73)*
SPRIETZ, Scott, inf/dh (00-03)+
SPRING, Jack, lhp (61-64)
SPRINGER, Dennis, rhp (96-97)
SPRINGER, Russ, rhp (93-95)
SPROUT, Bob, lhp (61)
STANGE, Daniel, rhp (13)
STANTON, Leroy, of (72-76)#
STASSI, Max, c (19-)#
STERER, Ricky, rhp (82-84)
STELMASZEK, Rick, c (73)*
STEPHENSON, John, c (71-73)*
STEVENS, Lee, inf (90-92)*
STEWART, Ian, inf (14)*
STILLWELL, Kevin, inf (93)+
STOCKER, Kurt, inf (00)+
STOKES, Brian, rhp (10)
STONEMAN, Bill, rhp (74)
STRATTON, Chris, rhp (19)
STREET, Huston, rhp (14-17)
STUART, Dick, inf (69)#
STUBING, Moose, inf (67)*
SUDAKIS, Bill, dh (75-)
SUKLA, Ed, of (64-65)
SUAREZ, José, lhp (19-)
SUTTON, Don, rhp (85-87)*
SWAN, Craig, rhp (84)
SWINGLE, Paul, rhp (93)

-T-
TAKAHASHI, Hisanori, lhp (11-12)
TANANA, Frank, lhp (73-80)
TANNER, Chuck, of (61-62)*
TATUM, Jarvis, of (68-70)*
TATUM, Ken, rhp (69-70)
TAYLOR, Andrew, lhp (12)
TAYLOR, Bob, c (67)#
TAWAZA, Junichi, rhp (18)
TEHERAN, John, rhp (20)
TEIXEIRA, Mark, inf (08)+
THAISS, Matt, inf (19-)
THATCHER, Joe, lhp (14)
THOMAS, Derral, inf/of (84)+
THOMAS, George, of (61-63)+
THOMAS, Lee, inf/of (61-64)*
THOMPSON, Jason, inf/dh (80)*
THOMPSON, Kirk, of (07-12)
THON, Dickie, inf (79-80)*
THRENEBERG, Faye, of (61)*
TIANT, Luis, rhp (82)
TINSLEY, Ron, c (81-90)
TORBORG, Jeff, c (71-73)#
TORRES, Felix, inf (62-64)*
TORRES, Rusty, of (76-77)+
TOVAR, Wilfredo, inf (19)*
TRAYERS, Bill, lhp (81-83)
TREVINO, Bobby, of (68)*
TROPANO, Nicky, rhp (15-19)
TROUT, Mike, of (11-1)*
TRUMBIO, Mark, of (10-13)+
TURLEY, Bob, rhp (63)
TURNBOW, Derrick, rhp (00, 03)
TURNER, Chris, c (93-97)*
TURNER, Ken, lhp (67)

-U-
UNROE, Tim, inf/of (99)#
UPTON, Justin, of (17-19)*

-V-
VALBUENA, Luis, inf (17-18)+
VALDES, Ismael, rhp (01)
VALDEZ, Jose, rhp (16-17)
VALENTINE, Bobby, of (73-75)#
VALENTINE, Ellis, of (83)+
VALENZUELA, Fernando, lhp (91)
VALERA, Julio, rhp (92-95)
VAN BURKLEO, Ty, inf (93)*

VAN RYN, Ben, lhp (96)
VARGAS, Jason, lhp (13)
VAUGHN, Mo, inf/dh (99-01)*
VELARDE, Randy, inf (96-99)#
VELAZQUEZ, Gil, inf (11)#
VERNALE, Max, of (89-91)*
VERHOEVEN, John, rhp (76-77)
VICENTINO, Shane, of (15)#
VINSTON, Charlie, inf (66)*
VOSS, Bill, of (69-70)*

-W-
WAGNER, Leon, of (61-63)*
WALBECK, Matt, c (98-00)+
WALDEN, Jander, rhp (10-12)
WALEWANDER, Jim, inf (93)+
WALKER, Chico, of (88)
WALKER, Tom, rhp (77)
WALL, Donnie, rhp (02)
WALL, Josh, rhp (14)
WALLACE, Don, inf (67)*
WALLACH, Tim, inf (96)#
WALSH, Jared, inf/rhp (19-)*
WALTON, Jerome, of (93)#
WANTZ, Dick, rhp (65)
WARD, Bryan, lhp (00)
WARD, Taylor, inf (18-19)
WARNER, Jack, of (66)#
WASHBURN, Greg, rhp (69)
WASHBURN, Jarrod, lhp (98-05)
WASHINGTON, Claudell, of (89-90)*
WATSON, Allen, lhp (97-98)
WEAVER, Eric, rhp (00)
WEAVER, Jeff, rhp (06)
WEAVER, Jared, rhp (06-16)
WEAVER, Jim, lhp (00-04)
WEBER, Ben, rhp (00-08)
WELLS, Vernon, of (11-12)+
WERHAS, John, inf (67)
WESSON, Barry, of (03)#
WHITELOCK, Gary, rhp (76)
WHITE, Devon, of (80-90)+
WHITTE, Dan, c (95-96)
WILFONG, Roy, rhp (82-86)*
WILHELM, Hoyt, c (66-68)
WILK, Adam, lhp (16)
WILKHEIT, Nick, lhp (67)
WILLIAMS, Jerome, rhp (11-13)
WILLIAMS, Mitch, lhp (95)
WILLIAMS, Reggie, of (96, 98-99)#
WILLIAMS, Shad, rhp (92-97)
WILLITS, Reggie, of (06-11)*
WILSHOUSEN, Terry, rhp (73)
WILSON, Bobby, c (08-12)+
WILSON, C.J., lhp (12-15)
WILSON, Tack, of (87)*
WILSON, Trevor, lhp (98)
WINDHORN, Gordon, of (62)#
WINDFIELD, Dave, of/dh (99-01)
WISS, Matt, rhp (00-03)
WITT, George, rhp (62)
WITT, Mike, rhp (81-90)
WOLF, Wally, rhp (69-70)
WOOD, Ken, inf (19)*
WOOD, Blake, rhp (17-18)
WOOD, Brandon, inf (07-11)+
WOODS, Jake, lhp (05)
WOOTEN, Shawn, of/dh (00-03)+
WRIGHT, Clyde, lhp (66-73)
WRIGHT, Daniel, rhp (16-17)
WRIGHT, Wesley, lhp (15)
WYNEGAR, Butch, c (87-88)+
WYNNIE, Billy, rhp (71)

-Y-
YAN, Esteban, rhp (05-06)
YATES, Kirby, rhp (17)
YOST, Eddie, inf (61-62)
YOUNG, Chris, of (18)
YOUNG, Cliff, lhp (90-91)
YOUNG, JR, Eric, inf/of (17-18)+

-Z-
ZAHN, Geoff, lhp (81-85)

CLUB HISTORY



CLUB HISTORY

ANGELS OPENING DAY LINEUPS

1961	1962	1963	1964	1965	1966	1967	1968
Yost, 3b Aspromonte, 2b Pearson, rf Kluszewski, 1b Cerv, lf Hunt, cf Bricelli, ss Rice, c Grba, p W, 2-1 @ Bal.	Pearson, rf Koppe, ss L. Thomas, cf Wagner, lf Torres, 3b Yost, 2b Rodriguez, c Moran, 2b Grba, p L, 2-1 @ CWS	Schaal, 3b Fregosi, ss Mincher, 1b Hinton, rf Reichardt, lf Cardenal, cf Rodriguez, c Knoop, 2b Brunet, p W, 4-0 vs. NY @ Anaheim	Pearson, lf Moran, 3b Fregosi, ss Adcock, 1b L. Thomas, rf Rodriguez, c Simpson, cf Knoop, 2b McBride, p W, 4-0 @ Was.	Cardenal, cf Fregosi, ss Smith, lf Shockley, 1b Clinton, rf Rodriguez, c Schaal, 3b Knoop, 2b Newman, p L, 7-1 vs. Cle. @ L.A.	Cardenal, cf Knoop, 2b Fregosi, ss Adcock, 1b Reichardt, lf Warner, rf Schaal, 3b Knoop, 2b Chance, p W, 4-2 (11 inn.) @ CWS @ Anaheim	Schaal, 3b Fregosi, ss Hall, rf Reichardt, lf Mincher, 1b Cardenal, cf Rodriguez, c Knoop, 2b Brunet, p W, 3-2 vs. Det. @ Anaheim	Schaal, 3b Fregosi, ss Mincher, 1b Hinton, rf Reichardt, lf Repco, cf Rodriguez, c Knoop, 2b Brunet, p L, 1-0 @ NY
1969	1970	1971	1972	1973	1974	1975	1976
Voss, rf Fregosi, ss Johnstone, cf Reichardt, lf Stuart, 1b Rodriguez, 3b Satriano, c Knoop, 2b McGlothlin, p L, 4-3 vs. Sea. Pilots @ Anaheim	Alomar, 2b Fregosi, ss Voss, rf A. Johnson, lf Johnstone, cf Spencer, 1b Repos, cf Azcue, c Rodriguez, 3b Messersmith, p W, 12-0 @ Mil. @ Anaheim	Alomar, 2b Fregosi, ss A. Johnson, lf Conigliaro, rf Spencer, 1b McMullen, 3b Moses, c Berry, cf Wright, p L, 4-1 vs. K.C. @ Anaheim	Alomar, 2b Rivers, cf Cardenas, ss Spencer, 1b McMullen, 3b Pinson, lf Stanton, rf Torborg, c Messersmith, p W, 1-0 vs. Tex. @ Anaheim	Grabarkewitz, 3b Valentine, ss Pinson, rf Robinson, lf McCrow, dh Spencer, 1b Berry, cf Stephenson, c Alomar, 2b Ryan, p W, 3-2 vs. K.C. @ Anaheim	Rivers, cf Doyle, 2b Valentine, lf Robinson, dh Epstein, 1b Oliver, 3b Stanton, rf Rodriguez, c Chalk, ss Ryan, p W, 8-2 @ CWS @ Anaheim	Nettles, cf Rivers, cf Harper, dh Bochte, 1b Lahoud, rf Chalk, 3b Rodriguez, c Remy, 2b Ramirez, ss Ryan, p W, 3-2 vs. K.C. @ Anaheim	Collins, lf Rey, 2b Bochte, 1b Melton, dh Herrmann, c Stanton, rf Chalk, 3b Torres, cf Ramirez, ss Tanana, p W, 1-2 vs. Oak. @ Anaheim
1977	1978	1979	1980	1981	1982	1983	1984
Remy, 2b Grich, ss Bonds, rf Baylor, dh Rudi, lf Sofia, 1b Bochte, cf Chalk, 3b Humphrey, c Tanana, p W, 7-0 @ Sea.	Miller, cf Grich, 2b Bostock, cf Rudi, lf Baylor, dh Fairy, 1b Chalk, 3b Mullinix, ss Humphrey, c Tanana, p W, 1-0 vs. Oak. @ Anaheim	Miller, cf Ford, rf Carew, 1b Baylor, dh Rudi, lf Lansford, 3b Downing, c Grich, 2b Patek, ss Tanana, p W, 1-2 vs. Sea. @ Anaheim	Collins, cf Lansford, 3b Ford, rf Baylor, dh Carew, 1b Downing, c Rudi, lf Grich, 2b Hobson, 3b Zahn, p W, 10-2 vs. Cle. @ Anaheim	Carew, 1b Burleson, ss Lynn, cf Carew, 1b Jackson, rf Baylor, dh DeCinces, 3b Brunansky, lf Foli, 2b Boone, c Forsch, p L, 3-2 (11 inn.) @ Oak.	Burleson, ss Lynn, cf Carew, 1b Jackson, rf Baylor, dh DeCinces, 3b Downing, c Foli, 2b Boone, c Kison, p W, 3-2 vs. Mil. @ Anaheim	Downing, lf Clark, rf Sconiers, 1b Jackson, dh Lynn, cf DeCinces, 3b Grich, 2b Foli, ss Boone, c Forsch, p W, 2-1 vs. Bos. @ Anaheim	Downing, dh Carew, 1b Beniquez, lf DeCinces, 3b Lynn, rf Grich, 2b Schofield, ss Boone, c Pettis, cf Forsch, p W, 2-1 vs. Bos. @ Anaheim
1985	1986	1987	1988	1989	1990	1991	1992
Carew, 1b Beniquez, lf Grich, 2b DeCinces, 3b Downing, dh Jackson, rf Schofield, ss Boone, c Pettis, cf Witt, p L, 6-2 vs. Min. @ Anaheim	Grich, 2b Jones, rf Joyner, 1b Jackson, dh DeCinces, 3b Downing, lf Hendrick, rf White, lf Wynegar, c Schofield, ss Pettis, cf McLemore, 2b Witt, p L, 6-4 (10 inn.) @ Sea. @ Anaheim	Downing, dh Joyner, 1b DeCinces, 3b Wendrick, rf White, lf Hendrick, rf Howell, 3b Boone, c Schofield, ss Witt, p L, 5-5 @ CWS	McLemore, 2b Ray, lf Davis, rf Joyner, 1b Downing, dh White, cf Bichette, lf Parrish, c Howell, 3b Boone, c Schofield, ss Witt, p L, 7-4 vs. CWS @ Anaheim	Downing, dh Ray, 2b White, cf Joyner, 1b Armas, rf Bichette, lf Washington, rf Parrish, c Howell, 3b Schofield, ss Witt, p L, 9-2 vs. CWS @ Anaheim	White, cf Ray, 2b Joyner, 1b Davis, dh Armas, rf Washington, rf Parrish, c Schofield, ss Bivleyen, p Witt, p L, 7-4 vs. Sea. @ Anaheim	Polonia, lf Sojo, 2b Vaughn, 1b Winfield, rf Parker, dh Parrish, c Gaetti, 3b Felix, cf Schofield, ss Witt, p W, 3-2 @ Sea.	Polonia, lf Felix, cf Hayes, rf Brooks, dh Stevens, 1b Gaetti, 3b Parrish, c Rose, 2b DiSarcina, ss Langston, p L, 10-4 vs. CWS @ Anaheim
2001	2002	2003	2004	2005	2006	2007	2008
Erstad, cf Gil, ss Glaus, 3b Anderson, lf Hill, dh Glaus, 3b Spiezo, 1b Eckstein, 2b Schoeneweis, p L, 3-2 @ Tex.	Erstad, cf Eckstein, ss Erstad, cf Salmon, rf Anderson, lf Fullmer, dh Glaus, 3b Fullmer, dh B. Molina, c Gil, 1b Kennedy, 2b Washburn, p L, 3-2 @ Tex. @ Anaheim	Eckstein, ss Erstad, cf Salmon, rf Anderson, lf Fullmer, dh Glaus, 3b Spiezo, 1b B. Molina, c Mathis, c Lackey, p L, 6-3 vs. Tex. @ Anaheim	Eckstein, ss Erstad, 1b Guerrero, rf Anderson, cf Glaus, 3b Guillen, lf Salmon, dh J. Molina, c Kennedy, 2b Colon, p W, 10-5 @ Sea.	Erstad, 1b DaVanon, dh Guerrero, rf Anderson, lf Finley, cf Quinlan, lf Cabrera, ss B. Molina, c Figgins, 2b Colon, p W, 2-1 vs. Tex. @ Anaheim	Erstad, 1b Alicia, 2b Edmonds, cf Salmon, rf Hollins, 3b Anderson, lf Murray, dh Leyritz, c DiSarcina, ss Langston, p L, 6-5 vs. Bos. @ Anaheim	Erstad, 1b Velarde, 2b Vaughn, 1b Salmon, rf Anderson, cf Greene, dh Glaus, 3b Walbeck, c Sheets, ss Belcher, p W, 6-5 vs. Cle. @ Anaheim	Matthews Jr., cf Cabrera, ss Guerrero, rf Anderson, lf Hillenbrand, dh Kotchman, 1b Kendrick, 2b Napoli, c Izturis, ss Lackey, p W, 4-1 vs. Tex. @ Anaheim
2009	2010	2011	2012	2013	2014	2015	2016
Figgins, 3b Kendrick, 2b Abreu, rf Guerrero, dh Hunter, cf Morales, 1b Rivera, lf Mathis, c Aybar, ss Saunders, p W, 3-0 vs. Oak. @ Anaheim	Aybar, ss Abreu, rf Hunter, cf Matsui, dh Morales, 1b Rivera, lf Kendrick, 2b Wood, 3b Mathis, c Weaver, p W, 6-3 vs. Min. @ Anaheim	Izturis, 3b Kendrick, 2b Abreu, dh Hunter, rf Wells, lf Aybar, ss Trumbo, 1b Mathis, c Bourjos, cf Weaver, p W, 4-2 @ K.C. @ Anaheim	Aybar, ss Kendrick, 2b Pujols, 1b Hamilton, rf Trumbo, lf Wells, lf Morales, dh Trumbo, 3b Iannetta, c Bourjos, cf Weaver, p W, 5-0 vs. K.C. @ Anaheim	Trout, cf Aybar, ss Pujols, 1b Hamilton, rf Trumbo, lf Wells, lf Kendrick, 2b Callaspo, 3b Iannetta, c Weaver, p W, 3-1 (13 inn.) @ Cin. @ Anaheim	Calhoun, rf Trout, cf Pujols, 1b Hamilton, lf Freese, 3b Ibanez, dh Kendrick, 2b Iannetta, c Aybar, ss Weaver, p L, 3-10 vs. Sea. @ Anaheim	Calhoun, rf Trout, cf Pujols, 1b Joyce, lf Freese, 3b Aybar, ss Cron, dh Iannetta, c Gavotella, 2b Weaver, p L, 1-4 @ Sea.	Escobar, 3b Newa, lf Trout, cf Pujols, dh Calhoun, rf Cron, 1b Simmons, ss Perez, c Gavotella, 2b Richards, p L, 9-9 vs. CHC @ Anaheim
2017	2018	2019	2020	2021	2022	2023	2024
Escobar, 3b Calhoun, rf Trout, cf Pujols, dh Cron, 1b Maybin, lf Simmons, ss Espinoza, 2b Maldonado, c Nolasco, p L, 2-4 @ Oak.	Cozart, 2b Trout, cf Upton, lf Pujols, 1b Calhoun, rf Simmons, ss Valbuena, 3b Ohtani, dh Maldonado, c Richards, p L, 5-6 (11 inn.) @ Oak.	Calhoun, rf Trout, cf Bour, 1b Simmons, ss Pujols, dh Cozart, 3b La Stella, 2b Lucroy, c Bourjos, cf Cahill, p L, 0-4 @ Oak.	Fletcher, 3b Trout, cf Ohtani, dh Upton, lf La Stella, 2b Pujols, 1b Castrro, c Simmons, ss Goodwin, rf Heaney, p L, 3-7 (10 inn.) @ Oak.	Trout, cf Aybar, ss Pujols, 1b Hamilton, rf Trumbo, lf Wells, lf Kendrick, 2b Callaspo, 3b Iannetta, c Weaver, p W, 3-1 (13 inn.) @ Cin. @ Anaheim	Calhoun, rf Trout, cf Pujols, 1b Hamilton, lf Freese, 3b Ibanez, dh Kendrick, 2b Iannetta, c Aybar, ss Weaver, p L, 3-10 vs. Sea. @ Anaheim	Calhoun, rf Trout, cf Pujols, 1b Joyce, lf Freese, 3b Aybar, ss Cron, dh Iannetta, c Gavotella, 2b Weaver, p L, 1-4 @ Sea.	Escobar, 3b Newa, lf Trout, cf Pujols, dh Calhoun, rf Cron, 1b Simmons, ss Perez, c Gavotella, 2b Richards, p L, 9-9 vs. CHC @ Anaheim

CLUB HISTORY

YEAR BY YEAR STATISTICAL REVIEW



1961 ANGELS BATTING

PLAYER	AVG	G	AB	R	H	TB	2B	3B	HR	RBI	SH	SF	HP	BB	IBB	SO	SB	CS
Ardeil	.250	7	4	1	1	1	0	0	0	0	1	0	0	1	0	2	0	0
Aspromonte	.223	66	238	29	53	69	10	0	2	14	3	0	2	33	1	21	0	0
Averill	.266	115	323	56	86	158	9	0	21	59	1	4	2	62	1	70	1	0
Bequer	.000	11	8	0	0	0	0	0	0	0	0	0	0	1	0	5	0	0
Bilko	.279	114	294	49	82	160	16	1	20	59	0	2	0	58	2	81	1	1
Bowsfield	.137	46	51	5	7	10	1	1	0	2	2	0	0	2	0	19	0	0
Brickell	.122	21	49	3	6	6	0	0	0	3	0	0	0	6	0	9	0	0
Bridges	.240	84	229	20	55	68	5	1	2	15	4	0	1	26	0	37	1	0
Burke	.000	6	5	0	0	0	0	0	0	0	0	0	0	0	0	1	0	0
Casale	.462	13	13	2	6	11	2	0	1	2	0	0	0	1	0	4	0	0
Cerv	.158	18	57	3	9	18	3	0	2	6	1	1	0	1	0	8	0	0
Chance	.000	5	5	0	0	0	0	0	0	0	0	0	0	0	0	2	0	0
Clevenger	.000	12	3	0	0	0	0	0	0	0	0	0	0	0	0	1	0	0
Donohue	.148	38	27	0	4	5	1	0	0	1	0	0	0	0	0	7	0	0
Duren	.040	40	25	2	1	1	0	0	0	3	1	0	0	3	0	15	0	0
Fowler	.077	53	13	1	1	1	0	0	0	3	0	0	0	0	0	3	0	0
Fregosi	.222	11	27	7	6	6	0	0	0	3	1	0	0	1	0	4	0	0
Garver	.000	12	6	0	0	0	0	0	0	0	1	0	0	0	0	3	0	0
Grba	.234	42	64	8	15	24	3	0	2	11	8	1	1	6	0	17	0	0
Hamlin	.209	42	91	4	19	25	3	0	1	5	1	1	1	11	2	9	0	1
Heman	.000	6	1	0	0	0	0	0	0	0	0	0	0	0	0	1	0	0
Hunt	.255	149	479	70	122	232	29	3	25	84	3	6	4	49	1	120	8	2
James	.000	43	13	3	0	0	0	0	0	0	0	0	1	0	0	5	0	0
Johnson	.000	1	0	0	0	0	0	0	0	0	0	0	0	0	0	0	0	0
Kline	.097	26	31	0	3	3	0	0	0	3	0	0	0	1	0	17	0	0
Kluszewski	.243	107	263	32	64	121	12	0	15	39	0	3	0	24	5	23	0	0
Koppe	.251	91	338	46	85	116	12	2	5	40	6	2	1	45	0	77	3	3
Leek	.226	57	199	16	45	71	9	1	5	20	3	0	2	7	0	54	0	1
McBride	.084	45	83	5	7	10	3	0	0	2	6	0	0	3	0	35	0	0
Moeller	.207	35	29	2	6	7	1	0	0	2	1	0	0	8	0	14	0	0
Moran	.260	54	173	17	45	60	7	1	2	22	6	1	1	17	1	16	0	0
Morgan	.083	59	12	1	1	1	0	0	0	0	0	0	0	1	0	4	0	0
Pearson	.288	144	427	92	123	171	21	3	7	41	7	2	3	96	1	40	11	3
Rice	.241	44	83	11	20	36	4	0	4	11	3	1	0	20	5	19	0	1
Rodgers	.321	16	56	8	18	26	2	0	2	13	0	0	0	1	0	6	0	0
Sadowski	.232	69	164	16	38	63	13	0	4	12	2	1	0	11	1	33	2	3
Satriano	.198	35	96	15	19	29	5	1	1	8	1	0	1	12	0	16	2	0
Semproch	.000	2	0	0	0	0	0	0	0	0	0	0	0	0	0	0	0	0
Spring	.000	18	8	0	0	0	0	0	0	3	0	0	0	1	0	5	0	0
Sprout	.000	1	0	0	0	0	0	0	0	1	0	0	0	0	0	0	0	0
Tanner	.125	7	8	0	1	1	0	0	0	0	0	0	0	2	0	2	0	0
Thomas, G.	.280	79	282	39	79	132	12	1	13	59	3	2	3	21	1	66	3	6
Thomas, L.	.284	130	450	77	128	221	11	5	24	70	2	3	2	47	2	74	0	5
Throneberry	.194	24	31	1	6	7	1	0	0	1	0	0	0	5	0	10	0	0
Wagner	.280	133	453	74	127	234	19	2	28	79	0	7	3	48	2	65	5	1
Yost	.202	76	213	29	43	56	4	0	3	15	2	0	2	50	0	48	0	1
TOTALS	.245	161	5424	744	1331	2160	218	22	189	700	80	37	30	681	25	1068	37	28

1961 ANGELS PITCHING

PITCHER	W-L	ERA	G	GS	CG	SHO	SV	IP	H	R	ER	HR	HB	BB	IB	SO	WP	BK
Bowsfield	11-8	3.73	41	21	4	1	0	157	154	75	65	18	1	63	3	88	3	0
Casale	1-5	6.54	13	7	0	0	0	42.2	52	34	31	9	1	25	0	35	6	0
Chance	0-2	7.00	5	4	0	0	0	18	33	15	14	0	1	5	1	11	1	0
Clevenger	2-1	1.69	12	0	0	0	1	16	13	5	3	1	0	13	1	11	1	0
Donohue	4-6	4.31	38	7	0	0	1	100.1	93	48	48	16	0	50	5	79	2	0
Duren	6-12	5.18	40	14	1	1	2	99	87	70	57	13	3	75	1	108	7	0
Fowler	5-8	3.64	53	3	0	0	11	89	68	42	36	12	0	29	3	78	1	0
Garver	0-3	5.59	12	2	0	0	0	29	40	18	18	2	0	16	0	9	1	0
Grba	11-13	4.25	40	30	8	0	2	212	197	119	100	26	7	114	10★	105	6	1
Heman	0-0	1.80	6	0	0	0	0	10	4	3	2	1	1	2	0	2	0	0
James	0-2	5.30	36	3	0	0	0	71.1	66	44	42	12	2	54	1	41	5	0
Kline	3-6	4.90	26	12	0	0	0	104.2	119	62	57	16	1	44	5	70	2	1
McBride	12-15	3.64	38	36	11	1	1	242	229	114	98	28	7	102	4	180	8	0
Moeller	4-8	5.81	33	18	1	1	0	113	122	80	73	15	2	83	0	87	8	0
Morgan	8-2	2.35	59	0	0	0	10	92	74	31	24	7	5	17	3	39	0	0
Semproch	0-0	9.00	2	0	0	0	0	1	1	2	1	0	0	3	0	1	1	0
Spring	3-0	4.26	18	4	0	0	0	38	35	19	18	4	3	15	2	27	1	0
Sprout	0-0	4.50	1	1	0	0	0	4	4	3	2	0	0	3	0	2	0	0
TOTALS	70-91	4.31	161	161	25	5	28	1439	1391	784	689	180	34	713	39	973	53	2

WIN STREAK: 7, July 2-7
★ Led or tied league

LOSING STREAK: 9, June 11-16

CLUB HISTORY





CLUB HISTORY

YEAR BY YEAR STATISTICAL REVIEW

1962 ANGELS BATTING

PLAYER	AVG	G	AB	R	H	TB	2B	3B	HR	RBI	SH	SF	HP	BB	IBB	SO	SB	CS
Averill	.219	92	187	21	41	62	9	0	4	22	0	1	1	43	3	47	0	0
Belinsky	.167	34	60	1	10	10	0	0	0	2	2	0	0	7	0	24	0	0
Bilko	.287	64	164	26	47	82	9	1	8	38	0	7	2	25	0	35	1	1
Botz	.000	35	9	1	0	0	0	0	0	0	1	0	0	0	0	3	0	0
Bowsfield	.162	44	37	7	6	7	1	0	0	1	4	0	0	6	0	15	0	0
Burgess	.196	87	143	17	28	43	7	1	2	13	2	2	0	36	8	20	2	0
Burke	.266	19	64	8	17	30	1	0	4	14	0	0	1	5	1	11	0	0
Chance	.062	50	65	1	4	4	0	0	0	1	7	0	0	3	0	29	0	0
Consolo	.100	28	20	4	2	2	0	0	0	0	0	0	0	3	0	11	2	0
Coughtry	.182	11	22	0	4	4	0	0	0	2	0	0	0	0	0	6	0	0
Darwin	.000	1	1	0	0	0	0	0	0	0	0	0	0	0	0	1	0	0
Donohue	.250	12	4	1	1	1	0	0	0	1	1	0	0	1	0	2	0	0
Duren	.067	42	15	1	1	2	1	0	0	1	0	0	0	0	0	9	0	0
Fowler	.273	48	11	1	3	3	0	0	0	4	0	0	0	1	0	2	0	0
Fregosi	.291	58	175	15	51	71	3	4	3	23	2	1	0	18	1	27	2	1
Grba	.207	42	58	5	12	16	1	0	1	7	3	0	0	4	0	14	0	0
Hunt	.182	13	11	4	2	5	0	0	1	1	0	0	0	1	0	5	1	0
Kirkpatrick	.000	3	6	0	0	0	0	0	0	0	0	0	0	0	0	2	0	0
Koppe	.227	128	375	47	85	113	16	0	4	40	9	5	2	73	3	84	2	1
Lee	.184	27	49	0	9	10	1	0	0	1	2	0	0	0	0	18	0	0
Leek	.143	7	14	0	2	2	0	0	0	0	0	0	0	0	0	6	0	0
Leja	.000	7	16	0	0	0	0	0	0	1	0	0	0	1	0	6	0	0
McBride	.164	24	55	6	9	14	2	0	1	2	0	0	0	0	0	23	0	0
Moran	.282	160	659	90	186	268	25	3	17	74	14	5	4	39	2	80	5	1
Morgan	.000	48	6	0	0	0	0	0	0	0	2	0	0	0	0	3	0	0
Navarro	.500	9	2	0	1	1	0	0	0	0	0	0	0	0	0	0	0	0
Newman	.000	4	1	0	0	0	0	0	0	0	0	0	0	0	0	0	0	0
Nuxhall	.000	5	0	0	0	0	0	0	0	0	0	0	0	0	0	0	0	0
Osinski	.000	33	11	1	0	0	0	0	0	1	0	1	1	1	0	3	0	0
Pearson	.261	160	614	115★	160	216	29	6	5	42	7	1	1	95	3	36	15	6
Rodgers	.258	155	565	65	146	210	34	6	6	61	6	8	0	45	6	68	1	8
Sadowski	.200	27	55	4	11	18	4	0	1	3	0	0	0	2	0	14	1	0
Satriano	.421	10	19	4	8	16	2	0	2	6	0	0	0	0	0	1	0	0
Simpson	.250	6	8	1	2	3	1	0	0	1	0	0	0	2	0	3	0	0
Spring	.091	57	11	0	1	1	0	0	0	0	1	0	0	0	0	7	0	0
Tanner	.125	7	8	0	1	1	0	0	0	0	0	0	0	0	0	0	0	0
Thomas, G.	.238	56	181	13	43	69	10	2	4	12	0	0	1	21	0	37	0	0
Thomas, L.	.290	160	583	88	169	272	21	2	26	104	4	4	6	55	3	74	6	1
Torres	.259	127	451	44	117	177	19	4	11	74	4	4	4	28	5	73	0	0
Wagner	.268	160	612	96	164	306	21	5	37	107	7	4	5	50	4	87	7	5
Windhorn	.178	40	45	9	8	14	6	0	0	1	1	0	0	7	1	10	1	1
Witt	.333	5	3	0	1	1	0	0	0	0	0	0	0	0	0	0	0	0
Yost	.240	52	104	22	25	36	9	1	0	10	0	1	1	30	0	21	0	2
TOTALS	.250	162	5499	718	1377	2090	232	35	137	667	82	43	29	602	40	917	46	27

1962 ANGELS PITCHING

PITCHER	W-L	ERA	G	GS	CG	SHO	SV	IP	H	R	ER	HR	HB	BB	IB	SO	WP	BK
Belinsky	10-11	3.56	33	31	5	3	1	187.1	149	86	74	12	13	122★	3	145	9	0
Botz	2-1	3.43	35	0	0	0	2	63	71	30	24	7	2	11	0	24	0	1
Bowsfield	9-8	4.40	34	25	1	0	1	139	154	82	68	12	2	40	0	52	3	0
Chance	14-10	2.96	50	24	6	2	8	207	195	83	68	14	5	66	5	127	2	0
Darwin	0-1	12.00	1	1	0	0	0	3.1	8	6	4	0	0	4	0	6	0	0
Donohue	1-0	3.70	12	1	0	0	0	24.1	24	14	10	4	2	11	0	14	1	0
Duren	2-9	4.44	42	3	0	0	8	71	53	38	35	1	6	57	2	74	4	1
Fowler	4-3	2.81	48	0	0	0	5	77	67	25	24	6	1	25	3	38	1	0
Grba	8-9	4.55	40	29	1	0	1	176	185	101	89	19	2	75	5	90	4	1
Lee	8-8	3.11	27	22	4	2	1	153.1	153	64	53	12	3	39	1	74	2	0
McBride	11-5	3.50	24	23	6	4	0	149.1	136	66	58	9	9	70	3	83	5	0
Morgan	5-2	2.90	48	0	0	0	9	59.1	53	23	19	6	1	19	6	29	2	0
Navarro	1-1	4.80	9	0	0	0	0	15	20	9	8	2	0	4	2	11	3	0
Newman	0-1	10.50	4	1	0	0	0	6.1	11	7	7	0	0	3	1	4	0	0
Nuxhall	0-0	10.80	5	0	0	0	0	5.1	7	6	6	0	1	5	0	2	0	0
Osinski	6-4	2.82	33	0	0	0	4	54.1	45	22	17	3	0	30	3	44	1	0
Spring	4-2	4.02	57	0	0	0	6	65	66	32	29	7	2	30	10	31	2	0
Witt	1-1	8.10	5	2	0	0	0	10	15	12	9	4	0	5	0	10	0	0
TOTALS	86-76	3.70	162	162	23	15	46	1466	1412	706	602	118	49	616	44	858	39	3

WIN STREAK: 5, June 8-12 & July 17-21

LOSING STREAK: 6, Sept. 12-18

CLUB HISTORY

YEAR BY YEAR STATISTICAL REVIEW



1963 ANGELS BATTING

PLAYER	AVG	G	AB	R	H	TB	2B	3B	HR	RBI	SH	SF	HP	BB	IBB	SO	SB	CS
Belinsky	.074	13	27	0	2	2	0	0	0	1	0	0	0	1	0	11	0	0
Chance	.150	45	80	5	12	13	1	0	0	3	7	0	0	2	0	38	0	0
Dees	.307	60	202	23	62	84	11	1	3	27	3	3	8	11	1	31	3	3
Duliba	.000	6	1	0	0	0	0	0	0	0	0	0	0	0	0	0	0	0
Foiles	.214	41	84	8	18	33	1	1	4	10	1	0	1	8	1	13	0	0
Fowler	.222	57	9	3	2	2	0	0	0	2	0	0	0	1	0	5	0	0
Foytack	.267	26	15	0	4	4	0	0	0	2	0	0	0	1	0	4	0	0
Fregosi	.287	154	592	83	170	250	29	12	9	50	9	5	0	36	3	104	2	2
Gateway	.000	4	8	0	0	0	0	0	0	0	0	0	0	0	0	5	0	0
Grba	.000	13	3	0	0	0	0	0	0	0	0	0	0	1	0	1	0	0
Hunt	.183	59	142	17	26	49	6	1	5	16	2	0	0	15	2	49	0	1
Kirkpatrick	.195	34	77	4	15	26	5	0	2	7	0	1	1	6	0	19	1	0
Koppe	.210	76	143	11	30	39	4	1	1	12	1	2	1	9	1	30	0	0
Kostro	.222	43	99	6	22	32	2	1	2	10	0	1	0	6	0	17	0	0
Lee, D.	.156	40	45	2	7	8	1	0	0	1	7	0	0	0	0	17	0	0
Lee, M.	.000	6	7	0	0	0	0	0	0	0	0	0	0	0	0	2	0	0
McBride	.172	38	87	9	15	23	6	1	0	6	5	3	0	1	0	32	0	0
Moeller	.000	3	0	0	0	0	0	0	0	0	0	0	0	0	0	0	0	0
Moran	.275	153	597	67	164	224	29	5	7	65	10	7	3	31	2	57	1	1
Morgan	.000	13	1	0	0	0	0	0	0	0	0	0	0	0	0	1	0	0
Navarro	.200	57	15	1	3	3	0	0	0	1	0	0	0	2	0	5	0	0
Nelson	.091	39	11	0	1	1	0	0	0	0	0	0	0	0	0	3	0	0
Newman	.250	12	16	1	4	4	0	0	0	0	0	0	0	0	0	7	0	0
Osinski	.111	47	45	3	5	5	0	0	0	2	2	1	1	0	0	11	0	0
Pearson	.304	154	578	92	176	230	26	5	6	47	10	1	3	92	5	37	17	10
Perry	.253	61	166	16	42	60	9	0	3	14	1	2	3	9	2	31	1	1
Piersall	.308	20	52	4	16	17	1	0	0	4	3	0	0	5	0	5	0	1
Rodgers	.233	100	300	24	70	88	6	0	4	23	7	2	2	29	2	35	2	2
Sadowski, E.	.172	80	174	24	30	45	1	1	4	15	2	1	0	17	5	33	2	1
Sadowski, R.	.250	88	144	12	36	45	6	0	1	22	1	2	0	15	2	34	2	1
Satriano	.180	23	50	1	9	10	1	0	0	2	0	0	0	9	2	10	0	0
Spring	.333	45	3	0	1	1	0	0	0	0	0	0	0	0	0	2	0	0
Thomas, G.	.210	53	167	14	35	56	7	1	4	15	1	0	1	9	1	32	0	0
Thomas, L.	.220	149	528	52	116	167	12	6	9	55	2	2	9	53	6	82	6	0
Torres	.261	138	463	40	121	167	32	1	4	51	5	6	3	30	0	73	1	0
Turley	.160	19	25	2	4	8	1	0	1	3	0	0	0	0	0	7	0	0
Wagner	.291	149	550	73	160	251	11	1	26	90	0	7	7	49	8	73	5	7
TOTALS	.250	161	5506	597	1378	1947	208	38	95	551	84	46	431	448	43	916	43	30

1963 ANGELS PITCHING

PITCHER	W-L	ERA	G	GS	CG	SHO	SV	IP	H	R	ER	HR	HB	BB	IB	SO	WP	BK
Belinsky	2-9	5.73	13	13	2	0	0	77	78	54	49	12	4	35	2	60	2	0
Chance	13-18	3.19	45	35	6	2	3	248	229	109	88	10	10	90	7	168	7	1
Duliba	1-1	1.13	6	0	0	0	1	7.2	3	1	1	0	0	6	0	4	0	0
Fowler	5-3	2.43	57	0	0	0	7	89	70	26	24	5	0	19	8	53	1	0
Foytack	5-5	3.71	25	8	0	0	1	70.1	68	35	29	9	0	29	6	37	1	1
Gateway	1-1	1.50	4	3	1	0	0	24	12	5	4	0	0	16	0	13	2	0
Grba	1-2	4.76	12	1	0	0	0	17.1	14	9	9	2	1	10	1	5	1	0
Lee, D.	8-11	3.68	40	22	3	2	1	154	148	74	63	12	9	51	4	89	5	0
Lee, M.	1-1	3.81	6	4	0	0	0	26	30	11	11	3	1	14	0	11	3	0
McBride	13-12	3.26	36	36	11	2	0	251	198	101	91	22	14	82	1	147	6	0
Moeller	0-0	6.75	3	0	0	0	0	2.2	5	2	2	1	0	1	0	2	1	1
Morgan	0-0	5.63	13	0	0	0	1	16.1	20	11	10	1	3	6	1	7	1	0
Navarro	4-5	2.90	57	0	0	0	5	90.1	75	36	29	7	2	32	6	53	4	0
Nelson	2-3	5.26	36	3	0	0	1	52.2	55	34	31	7	2	32	5	41	4	0
Newman	1-5	5.32	12	8	0	0	0	44	56	27	26	6	2	15	2	16	2	1
Osinski	8-8	3.28	47	16	4	1	0	159.1	145	66	58	15	2	80	6	100	6	0
Spring	3-0	3.08	45	0	0	0	1	38	40	18	13	3	0	9	0	13	0	1
Turley	2-7	3.30	19	12	3	2	0	87.1	71	41	32	5	2	51	6	70	2	0
TOTALS	70-91	3.52	161	161	30	13	21	1455	1317	660	570	120	52	578	55	889	48	5

WIN STREAK: 5, June 15-19 & July 27-30

LOSING STREAK: 10, June 30-July 12

CLUB HISTORY



CLUB HISTORY

YEAR BY YEAR STATISTICAL REVIEW

1964 ANGELS BATTING

PLAYER	AVG	G	AB	R	H	TB	2B	3B	HR	RBI	SH	SF	HP	BB	IBB	SO	SB	CS
Adcock	.268	118	366	39	98	174	13	0	21	64	0	1	0	48	4	61	0	2
Belinsky	.095	23	42	2	4	5	1	0	0	1	5	0	0	2	0	11	0	0
Brunet	.182	10	11	0	2	2	0	0	0	1	1	0	1	0	0	5	0	0
Chance	.079	46	89	3	7	7	0	0	0	8	0	0	3	0	53	0	0	
Clinton	.248	91	306	30	76	121	18	0	9	38	3	3	1	31	0	40	3	0
Dees	.077	26	26	3	2	3	1	0	0	1	0	0	1	1	0	4	1	2
Duliba	.000	58	5	1	0	0	0	0	0	0	1	0	0	0	0	2	0	0
Foiles	.250	4	4	0	1	1	0	0	0	0	0	0	0	0	0	2	0	0
Fowler	.000	4	1	0	0	0	0	0	0	0	0	0	0	0	0	1	0	0
Foytack	.000	2	0	0	0	0	0	0	0	0	0	0	0	0	0	0	0	0
Fregosi	.277	147	505	86	140	234	22	9	18	72	6	4	4	72	2	87	8	3
Gatewood	.100	23	20	3	2	2	0	0	0	1	0	0	0	0	0	13	0	0
Green	.250	39	92	13	23	31	2	0	2	4	0	1	1	10	0	8	2	0
Hiatt	.375	9	16	2	6	6	0	0	0	2	0	0	0	2	0	3	0	0
Kelso	.000	10	6	1	0	0	0	0	0	0	0	0	0	1	0	5	0	0
Kirkpatrick	.242	75	219	20	53	78	13	3	2	22	0	4	2	23	6	30	2	2
Knoop	.216	162	486	42	105	136	8	1	7	38	7	3	5	46	6	109	3	2
Koppe	.257	54	113	10	29	35	4	1	0	6	2	0	0	14	1	16	0	0
Latman	.125	40	40	2	5	7	2	0	0	4	2	0	0	0	0	9	0	0
Lee, D.	.261	33	23	2	6	8	2	0	0	2	0	0	0	1	0	5	0	0
Lee, R.	.000	64	22	0	0	0	0	0	0	0	0	0	0	1	0	19	0	0
McBride	.214	29	28	0	6	6	0	0	0	2	2	0	1	6	0	7	0	0
Meyer	.000	6	5	0	0	0	0	0	0	0	2	0	0	0	0	3	0	0
Moran	.268	50	198	26	53	65	10	1	0	11	6	1	1	13	1	20	1	3
Navarro	.000	5	2	0	0	0	0	0	0	0	0	0	0	0	0	2	0	0
Newman	.180	39	61	5	11	14	0	0	1	3	5	0	0	4	0	23	0	0
Osinski	.056	47	18	1	1	1	0	0	0	2	0	0	1	0	5	0	0	0
Pearson	.223	107	265	34	59	72	5	1	2	16	4	0	1	35	2	22	6	4
Perry	.276	70	221	19	61	80	8	1	3	16	1	1	0	14	0	52	1	1
Piersall	.314	87	255	28	80	97	11	0	2	13	4	1	0	16	1	32	5	3
Power	.249	68	221	17	55	70	6	0	3	13	4	3	1	8	0	14	1	1
Reichardt	.162	11	37	0	6	6	0	0	0	0	0	0	0	1	1	12	1	0
Rodgers	.243	148	514	38	125	161	18	3	4	54	7	7	4	40	11	71	4	3
Satriano	.200	108	225	18	51	63	9	0	1	17	2	2	0	30	3	37	0	2
Schaal	.125	17	32	3	4	4	0	0	0	0	0	0	0	2	0	5	0	1
Simpson	.140	21	50	11	7	14	1	0	2	4	0	0	0	8	0	15	2	2
Smith	.301	118	359	46	108	167	14	6	11	51	1	3	2	8	1	39	7	5
Spring	.000	6	0	0	0	0	0	0	0	0	0	0	0	0	0	0	0	0
Sukla	.000	2	0	0	0	0	0	0	0	0	0	0	0	0	0	0	0	0
Thomas	.273	47	172	14	47	63	8	1	2	24	3	1	0	18	1	22	1	0
Torres	.231	100	277	25	64	110	10	0	12	28	0	2	1	13	0	56	1	3
TOTALS	.242	162	5362	544	1297	1843	186	27	102	508	78	37	26	472	40	920	49	39

1964 ANGELS PITCHING

PITCHER	W-L	ERA	G	GS	CG	SHO	SV	IP	H	R	ER	HR	HB	BB	IB	SO	WP	BK
Belinsky	9-8	2.86	23	22	4	1	0	135.1	120	45	43	8	6	49	5	91	10	1
Brunet	2-2	3.61	10	7	0	0	0	42.1	38	17	17	2	0	25	1	36	1	0
Chance	20-9	1.65	46	35	15	11	4	278.1	194	56	51	7	2	86	9	207	9	0
Duliba	6-4	3.61	58	0	0	0	9	72.1	80	35	29	5	1	22	3	33	3	0
Fowler	0-2	10.29	4	0	0	0	1	7	8	8	8	2	1	5	2	5	0	0
Foytack	0-1	15.43	2	0	0	0	0	2.1	4	4	4	2	0	2	1	1	0	0
Gatewood	3-3	2.24	15	7	0	0	0	60.1	59	18	15	4	1	12	1	25	2	0
Kelso	2-0	2.28	10	1	1	1	0	23.2	19	6	6	3	1	9	0	21	1	0
Latman	6-10	3.85	40	18	2	1	2	138	128	72	59	15	7	52	6	81	1	0
Lee, D.	5-4	2.71	33	8	0	0	2	89.2	99	39	27	6	1	25	1	73	1	0
Lee, R.	6-5	1.51	64	5	0	0	19	137	87	31	23	6	1	58	8	111	3	0
McBride	4-13	5.26	29	21	0	0	1	116.1	104	77	68	14	16	75	0	66	3	0
Meyer	1-1	5.00	6	5	0	0	0	18	25	10	10	2	1	13	0	13	0	0
Navarro	0-0	1.93	5	0	0	0	1	9.1	5	2	2	0	2	5	0	8	0	0
Newman	13-10	2.75	32	28	7	2	0	190	177	68	58	9	7	39	8	83	2	0
Osinski	3-3	3.48	47	4	1	1	2	93	87	47	36	8	2	39	7	88	4	0
Smith	1-4	2.84	15	1	0	0	0	31.2	34	13	10	5	1	10	1	20	2	0
Spring	1-0	2.70	6	0	0	0	0	3.1	3	1	1	1	0	3	1	0	0	0
Sukla	0-1	6.75	2	0	0	0	0	2.2	2	2	2	1	1	0	1	0	0	0
TOTALS	82-80	2.91	162	162	30	28	41	1450.2	1273	551	469	100	50	530	54	965	42	1

WIN STREAK: 11, June 16-26

LOSING STREAK: 5, May 27-June 1 & June 27-July 1



CLUB HISTORY

YEAR BY YEAR STATISTICAL REVIEW



1965 ANGELS BATTING

PAYER	AVG	G	AB	R	H	TB	2B	3B	HR	RBI	SH	SF	HP	BB	IBB	SO	SB	CS
Adcock	.241	122	349	30	84	140	14	0	14	47	0	0	1	37	3	74	2	2
Brunet	.054	41	56	3	3	5	2	0	0	1	6	0	0	4	0	34	0	1
Cardenal	.250	134	512	58	128	188	23	2	11	57	3	6	2	27	1	72	37	17
Chance	.093	36	75	3	7	8	1	0	0	5	5	0	0	5	0	56	0	0
Cimoli	.000	4	5	1	0	0	0	0	0	1	0	1	0	0	0	2	0	0
Clinton	.243	89	222	29	54	75	12	3	1	8	2	1	1	23	1	37	2	3
Coates	.000	17	1	0	0	0	0	0	0	0	0	0	0	0	0	0	0	0
Dees	.156	12	32	1	5	5	0	0	0	1	0	0	0	1	1	8	1	2
Egan	.263	18	38	3	10	12	0	1	0	1	0	0	0	3	0	12	0	0
Fregosi	.277	161	602	66	167	245	19	7	15	64	15	8	4	54	4	107	13	5
Gatewood	.214	46	14	1	3	4	1	0	0	0	0	0	0	2	0	5	0	1
Gotay	.247	40	77	6	19	26	4	0	1	3	1	0	0	4	2	9	0	0
Hernandez	.333	6	6	2	2	3	1	0	0	1	0	0	0	0	1	1	0	0
Kirkpatrick	.260	19	73	8	19	33	5	0	3	8	2	0	0	3	0	9	1	2
Knoop	.269	142	465	47	125	178	24	4	7	43	6	2	0	31	5	101	3	2
Koppe	.212	23	33	3	7	11	1	0	1	2	0	0	0	3	1	10	1	0
Latman	.000	18	2	0	0	0	0	0	0	0	0	0	0	0	0	1	0	0
Lee, D.	.333	10	3	0	1	2	1	0	0	0	0	0	0	0	0	1	0	0
Lee, R.	.143	69	21	1	3	6	0	0	1	3	4	0	1	0	0	7	0	0
Lopez	.203	52	69	10	14	19	2	0	1	2	7	1	0	2	0	23	1	0
McBride	.000	8	5	0	0	0	0	0	0	0	0	0	0	1	0	3	0	0
McGlothlin	.000	3	6	0	0	0	0	0	0	0	0	0	0	0	0	3	0	0
May	.200	30	30	2	6	9	3	0	0	1	2	0	1	4	0	15	0	0
Newman	.095	36	74	4	7	11	1	0	1	5	7	2	0	7	0	34	0	0
Pearson	.278	122	360	41	100	133	17	2	4	21	8	0	2	51	0	17	12	1
Piche	.000	14	1	0	0	0	0	0	0	0	0	0	0	0	0	0	0	0
Piersall	.268	53	112	10	30	45	5	2	2	12	3	0	1	5	1	15	2	2
Power	.259	124	197	11	51	63	7	1	1	20	6	0	1	5	1	13	2	2
Ranew	.209	41	91	12	19	26	4	0	1	10	2	2	0	7	0	22	0	0
Reichardt	.267	20	75	8	20	27	4	0	1	6	0	0	1	5	0	12	4	1
Rodgers	.209	132	411	33	86	109	14	3	1	32	4	8	3	35	9	61	4	5
Roof	.136	9	22	1	3	3	0	0	0	0	0	0	0	0	0	6	0	0
Sanford	.143	9	7	0	1	1	0	0	0	0	1	0	0	0	0	2	0	0
Satriano	.165	47	79	8	13	18	2	0	1	4	0	0	0	10	1	10	1	1
Schaal	.224	155	483	48	108	151	12	2	9	45	7	4	1	61	8	88	6	3
Shockley	.187	40	107	5	20	28	2	0	2	17	0	2	1	9	0	16	0	0
Simpson	.222	8	27	2	6	7	1	0	0	3	0	1	0	2	0	8	1	0
Smith, B.G.	.228	23	57	1	13	16	3	0	0	5	1	1	1	2	0	10	0	1
Smith, W.	.261	136	459	52	120	194	14	9	14	57	1	5	1	32	10	60	9	8
Spangler	.260	51	96	17	25	26	1	0	0	1	0	0	0	8	0	9	4	0
Sukla	.000	25	0	0	0	0	0	0	0	0	0	0	0	0	0	0	0	0
Wantz	.000	1	0	0	0	0	0	0	0	0	0	0	0	0	0	0	0	0
TOTALS	.239	162	5354	527	1279	1827	200	36	92	486	93	44	22	443	48	973	107	59

1965 ANGELS PITCHING

PITCHER	W-L	ERA	G	GS	CG	SHO	SV	IP	H	R	ER	HR	HB	BB	IB	SO	WP	BK
Brunet	9-11	2.56	41	26	8	3	2	197	149	64	56	9	3	69	8	141	3	3
Chance	15-10	3.15	36	33	10	4	0	225.2	197	86	79	12	9	101	10	164	6	3
Coates	2-0	3.54	17	0	0	0	3	28	23	13	11	1	0	16	2	15	1	0
Gatewood	4-5	3.42	46	3	0	0	0	92	91	41	35	5	1	37	3	37	9	0
Latman	1-1	2.84	18	0	0	0	0	31.2	30	12	10	3	0	16	3	18	2	0
Lee, D.	0-1	6.28	10	0	0	0	0	14.1	21	11	10	4	1	5	2	12	1	0
Lee, R.	9-7	1.92	69	0	0	0	23	131	95	35	28	11	1	42	8	89	1	1
Lopez	14-13	2.93	35	32	8	1	1	215.1	185	79	70	12	4	82	6	122	10	0
May	4-9	3.92	30	19	2	1	0	124	111	59	54	7	4	78	1	76	9	0
McBride	0-3	6.14	8	4	0	0	0	22	24	17	15	1	2	14	0	11	1	0
McGlothlin	0-3	3.50	3	3	1	0	0	18	18	9	7	1	0	7	1	9	0	0
Newman	14-16	2.93	36	36	10	2	0	260.2	225	94	85	15	1	64	10	109	6	1
Piche	0-3	6.86	14	1	0	0	0	19.2	20	15	15	5	0	12	2	14	1	0
Sanford	1-2	4.60	9	5	0	0	1	29.1	35	16	15	2	0	10	1	13	2	1
Sukla	2-3	4.50	25	0	0	0	3	32	32	16	16	3	1	10	2	15	0	0
Wantz	0-0	18.00	1	0	0	0	0	1	3	2	2	0	0	0	0	2	0	0
TOTALS	75-87	3.17	162	162	39	14	33	1441.2	1259	569	508	91	27	563	59	847	52	9

WIN STREAK: 5, May 3-7

LOSING STREAK: 5, June 23-27





CLUB HISTORY

YEAR BY YEAR STATISTICAL REVIEW

1966 ANGELS BATTING

PLAYER	AVG	G	AB	R	H	TB	2B	3B	HR	RBI	SH	SF	HP	BB	IBB	SO	SB	CS
Adcock	.273	83	231	33	63	133	10	3	18	48	0	3	0	31	6	48	2	2
Bailey	.000	5	3	0	0	0	0	0	0	0	0	0	0	1	0	1	0	0
Brunet	.103	41	68	5	7	11	1	0	1	3	1	0	0	2	0	34	0	0
Burdette	.125	54	8	0	1	1	0	0	0	1	0	0	0	0	0	3	0	0
Cardenal	.276	154	561	67	155	224	15	3	16	48	3	4	4	34	5	69	24	11
Chance	.026	41	76	1	2	2	0	0	0	0	8	0	1	3	0	54	0	0
Coates	.091	9	11	1	1	1	0	0	0	0	0	0	0	0	0	9	0	0
Egan, D.	.000	11	1	0	0	0	0	0	0	0	0	0	0	0	0	0	0	0
Egan, T.	.000	7	11	0	0	0	0	0	0	0	0	0	0	1	0	5	0	0
Fregosi	.252	162	611	78	154	239	32	7	13	67	10	6	2	67	1	89	17	8
Hernandez	.043	58	23	19	1	1	0	0	0	2	1	1	0	1	0	4	1	1
Johnstone	.264	61	254	35	67	96	12	4	3	17	2	0	1	11	1	36	3	3
Kelso	.000	5	1	0	0	0	0	0	0	0	0	0	0	0	0	0	0	0
Kirkpatrick	.192	117	312	31	60	102	7	4	9	44	6	3	5	51	8	67	7	4
Knoop	.232	161	590	54	137	228	18	11	17	72	9	7	1	43	8	144	1	5
Lee	.000	61	11	1	0	0	0	0	0	0	3	0	0	3	0	8	0	0
Lopez, M.	.190	55	58	10	11	13	2	0	0	2	3	0	0	3	0	27	0	1
Lopez, R.	.000	5	0	0	0	0	0	0	0	0	0	0	0	0	0	0	0	0
Malzone	.206	82	155	6	32	43	5	0	2	12	0	1	0	10	1	11	0	0
McGlothlin	.059	19	17	0	1	3	0	1	0	1	0	0	2	0	0	10	0	0
Montanez	.000	8	2	2	0	0	0	0	0	0	0	0	0	0	0	2	1	0
Morton	.220	15	50	4	11	12	1	0	0	4	2	0	0	2	0	6	1	1
Newman	.200	21	30	0	6	6	0	0	0	3	3	0	0	2	0	8	1	0
Pearson	.000	2	3	0	0	0	0	0	0	0	0	0	0	0	0	1	0	0
Piersall	.211	75	123	14	26	31	5	0	0	14	6	2	0	13	0	19	1	2
Reed	.000	19	6	0	0	0	0	0	0	0	0	0	0	0	0	4	0	0
Reichardt	.288	89	319	48	92	153	5	4	16	44	1	1	13	27	3	61	8	4
Rodgers	.236	133	454	45	107	154	20	3	7	48	0	6	2	29	8	57	3	4
Rojas	.071	47	14	0	1	2	1	0	0	0	1	0	0	1	0	5	0	0
Rubio	.000	7	8	0	0	0	0	0	0	0	1	0	0	0	0	5	0	0
Sanford	.136	50	22	1	3	5	2	0	0	1	1	1	0	2	0	12	0	0
Satriano	.239	103	226	16	54	65	5	3	0	24	2	0	0	27	2	32	3	3
Schal	.244	138	386	59	94	141	15	7	6	24	0	2	5	68	0	56	6	4
Siebern	.247	125	336	29	83	114	14	1	5	41	0	5	0	63	7	61	0	1
Smith	.185	90	195	18	36	46	3	2	1	20	2	3	3	12	2	37	1	0
Spangler	.667	6	9	2	6	6	0	0	0	0	0	0	0	2	0	2	0	0
Sukla	.000	12	1	0	0	0	0	0	0	0	0	0	0	0	0	1	0	0
Vinson	.182	13	22	3	4	9	2	0	1	6	0	0	1	5	0	9	0	0
Warner	.211	45	123	22	26	53	4	1	7	16	0	1	0	9	0	55	0	0
Wright	.103	24	29	0	3	3	0	0	0	1	3	0	0	0	0	0	0	0
TOTALS	.232	162	5360	604	1244	1897	179	54	122	562	69	46	38	525	52	1062	80	54

1966 ANGELS PITCHING

PITCHER	W-L	ERA	G	GS	CG	SHO	SV	IP	H	R	ER	HR	HB	BB	IB	SO	WP	BK
Brunet	13-13	3.31	41	32	8	2	0	212	183	88	78	21	5	106	8	148	4	4
Burdette	7-2	3.39	54	0	0	0	5	79.2	80	32	30	4	1	12	2	27	2	2
Chance	12-17	3.08	41	37	11	2	1	259.2	206	113	89	18	7	114	9	180	8	0
Coates	1-1	3.98	9	4	1	1	0	31.2	32	16	14	3	0	10	0	16	1	0
Egan, D.	0-0	4.40	11	0	0	0	0	14.1	17	7	7	2	0	6	2	11	0	1
Kelso	1-1	2.38	5	0	0	0	0	11.1	11	3	3	1	1	6	1	11	0	0
Lee	5-4	2.74	61	0	0	0	12	101.2	90	39	31	8	1	31	2	46	2	1
Lopez, M.	7-14	3.93	37	32	6	2	1	199	188	95	87	20	9	68	2	132	12	0
Lopez, R.	0-1	5.14	4	1	0	0	0	7	4	5	4	1	0	4	0	2	1	1
McGlothlin	3-1	4.52	19	11	0	0	0	67.2	79	37	34	9	1	19	0	41	6	1
Newman	4-7	4.73	21	19	1	0	0	102.2	112	54	54	7	6	31	2	42	5	0
Reed	0-1	2.93	19	1	0	0	1	43	39	14	14	5	0	15	2	17	1	0
Rojas	7-4	2.88	47	2	0	0	10	84.1	83	28	27	9	1	15	2	37	1	0
Rubio	2-1	2.96	7	4	1	1	0	27.1	22	10	9	2	1	16	1	27	2	0
Sanford	13-7	3.83	50	6	0	0	5	108	108	51	46	11	4	27	6	54	3	1
Sukla	1-1	6.48	12	0	0	0	1	16.2	18	12	12	4	0	6	0	8	0	0
Wright	4-7	3.74	20	13	3	1	0	91.1	92	39	38	11	1	25	4	37	1	0
TOTALS	80-82	3.56	162	162	31	12	36	1457.1	1364	643	577	136	38	511	43	836	49	11

WIN STREAK: 7, June 13-18

LOSING STREAK: 6, May 15-22



CLUB HISTORY

YEAR BY YEAR STATISTICAL REVIEW



1967 ANGELS BATTING

PLAYER	AVG	G	AB	R	H	TB	2B	3B	HR	RBI	SH	SF	HP	BB	IBB	SO	SB	CS
Brunet	.077	40	78	2	6	6	0	0	0	0	4	0	0	1	0	40	0	0
Burdette	.000	19	0	0	0	0	0	0	0	0	0	0	0	0	0	0	0	0
Cardenal	.236	108	381	40	90	131	13	5	6	27	6	1	2	15	0	63	10	5
Cimino	.417	46	12	1	5	5	0	0	0	0	0	0	0	0	0	4	0	0
Clark	.040	32	50	0	2	2	0	0	0	0	9	0	0	1	0	23	0	0
Coates	.333	25	3	0	1	2	1	0	0	0	0	0	0	0	0	1	0	0
Egan	.000	1	1	0	0	0	0	0	0	0	0	0	0	0	0	0	0	0
Fregosi	.290	151	590	75	171	233	23	6	9	56	7	0	5	49	2	77	9	6
Gabrielson	.083	11	12	2	1	1	0	0	0	2	0	0	0	2	0	4	0	0
Hall	.249	129	401	54	100	162	8	3	16	55	1	3	0	42	7	65	4	1
Hamilton	.158	26	38	1	6	6	0	0	1	2	0	0	0	0	0	16	0	0
Held	.220	58	141	15	31	46	3	0	4	17	5	0	2	18	0	41	0	2
Hibbs	.000	3	3	0	0	0	0	0	0	0	0	0	0	0	0	2	0	0
Johnstone	.209	79	230	18	48	63	7	1	2	10	2	0	0	5	0	37	3	2
Kelso	.105	69	19	0	2	2	0	0	0	0	2	0	0	0	0	13	0	0
Kirkpatrick	.000	3	8	0	0	0	0	0	0	0	0	0	0	0	0	2	0	0
Knoop	.245	159	511	51	125	180	18	5	9	38	6	2	1	44	13	136	2	2
Locke	.667	9	3	0	2	2	0	0	0	0	0	0	0	0	0	0	0	0
Lopez	.500	7	2	2	1	1	0	0	0	0	0	0	0	0	0	0	0	0
McFarlane	.227	12	22	0	5	5	0	0	0	3	0	1	0	1	0	7	0	0
McGlothlin	.140	32	57	5	8	9	1	0	0	4	7	0	0	3	0	26	0	0
Mincher	.273	147	487	81	133	237	23	3	25	76	2	1	4	69	9	69	0	3
Morton	.313	80	201	23	63	78	9	3	0	32	4	0	2	22	1	29	0	3
Newman	.000	3	1	0	0	0	0	0	0	0	0	0	0	0	0	0	0	0
Piersall	.000	5	3	0	0	0	0	0	0	1	0	0	0	0	0	2	0	0
Reichardt	.265	146	498	56	132	201	14	2	17	69	2	3	7	35	4	90	5	3
Repoz	.250	74	176	25	44	70	9	1	5	20	0	3	0	19	1	37	2	2
Rodgers	.219	139	429	29	94	131	13	3	6	41	6	4	2	34	5	55	1	4
Rodriguez	.238	29	130	14	31	39	3	1	1	8	1	0	0	2	0	21	1	0
Rojas	.059	72	17	0	1	1	0	0	0	1	3	0	0	1	0	10	0	0
Rubio	.333	3	3	1	1	1	0	0	0	0	0	0	0	1	0	0	0	0
Sanford	.200	12	15	0	3	5	0	1	0	1	2	0	0	1	0	9	0	0
Satriano	.224	90	201	13	45	64	7	0	4	21	1	0	0	28	3	25	1	0
Schaal	.188	99	272	31	51	80	9	1	6	20	7	4	1	38	3	39	2	2
Simmons	.222	14	9	1	2	3	1	0	0	1	1	0	0	0	0	3	0	0
Skowron	.220	62	123	8	27	34	2	1	1	10	0	0	4	1	18	0	0	
Stubing	.000	5	5	0	0	0	0	0	0	0	0	0	0	0	0	4	0	0
Taylor	.308	23	52	5	16	22	3	0	1	3	0	0	0	4	0	8	0	0
Turner	.000	13	4	0	0	0	0	0	0	0	0	0	0	1	0	4	0	0
Wallace	.000	23	6	2	0	0	0	0	0	1	0	0	0	3	0	2	0	1
Weaver	.000	13	6	0	0	0	0	0	0	1	0	0	0	0	0	4	0	0
Werhas	.160	49	75	8	12	21	1	1	2	6	2	1	1	10	0	22	0	0
Willhite	.000	10	10	0	0	0	0	0	0	1	0	0	0	0	0	4	0	0
Wright	.273	23	22	4	6	8	2	0	0	1	3	0	0	0	0	9	0	0
TOTALS	.238	161	5307	567	1265	1851	170	37	114	524	88	23	31	453	49	1021	40	36

1967 ANGELS PITCHING

PITCHER	W-L	ERA	G	GS	CG	SHO	SV	IP	H	R	ER	HR	HB	BB	IB	SO	WP	BK
Brunet	11-19	3.31	40	37	7	2	1	250	203	99	92	19	4	90	9	165	5	0
Burdette	1-0	4.91	19	0	0	0	1	18.1	16	10	10	4	1	0	0	8	0	0
Cimino	3-3	3.26	46	1	0	0	1	88.1	73	38	32	12	2	31	4	80	2	0
Clark	12-11	2.59	32	30	1	1	0	174	144	69	50	15	6	69	0	81	12	1
Coates	1-2	4.30	25	1	0	0	0	52.1	47	26	25	5	4	23	5	39	2	0
Hamilton	9-6	3.24	26	20	0	0	0	119.1	104	47	43	6	1	63	3	74	11	0
Kelso	5-3	2.97	69	1	0	0	11	112	85	41	37	6	4	63	10	91	5	2
Locke	3-0	2.33	9	1	0	0	2	19.1	14	6	5	1	1	3	0	7	0	0
Lopez	0-2	9.00	4	3	0	0	0	9	11	10	9	1	0	9	0	6	2	1
McGlothlin	12-8	2.96	32	29	9	6	0	197.1	163	74	65	13	4	56	2	137	13	0
Newman	1-0	1.42	3	1	0	0	0	6.1	8	5	1	1	1	2	0	0	0	0
Rodgers	12-9	2.52	72	0	0	0	27	121.2	106	45	34	7	3	38	17	83	5	1
Rubio	0-2	3.60	3	3	0	0	0	15	18	7	6	2	4	9	0	4	0	0
Sanford	3-2	4.47	12	9	0	0	0	48.1	53	26	24	6	0	7	1	21	0	1
Simmons	2-1	2.60	14	4	1	1	0	34.2	44	11	10	1	2	9	3	13	0	0
Turner	1-2	4.15	13	1	0	0	0	17.1	16	9	8	4	1	4	0	6	0	0
Weaver	3-0	2.67	13	2	0	0	1	30.1	26	11	9	2	1	9	2	20	1	0
Willhite	0-2	4.35	10	7	0	0	0	39.1	39	20	19	8	0	16	0	22	1	1
Wright	5-5	3.26	20	11	1	0	0	77.1	76	33	28	5	1	24	2	35	2	0
TOTALS	84-77	3.19	161	161	19	14	39	1430.1	1246	587	507	118	40	525	58	892	61	7

WIN STREAK: 7, July 17-25

LOSING STREAK: 7, Aug. 14-20





CLUB HISTORY

YEAR BY YEAR STATISTICAL REVIEW

1968 ANGELS BATTING

PLAYER	AVG	G	AB	R	H	TB	2B	3B	HR	RBI	SH	SF	HP	BB	IBB	SO	SB	CS
Bennett	.077	16	13	0	1	1	0	0	0	0	2	0	0	0	0	9	0	0
Brunet	.081	39	74	3	6	6	0	0	0	2	4	0	1	2	0	38	0	1
Burgmeier	.000	71	2	7	0	0	0	0	0	0	0	0	1	0	0	1	0	0
Causey	.000	4	11	0	0	0	0	0	0	0	0	0	0	0	0	1	0	0
Cimino	.000	4	0	0	0	0	0	0	0	0	0	0	0	0	0	0	0	0
Clark	.107	21	28	2	3	3	0	0	0	0	3	0	0	0	0	14	0	0
Cottier	.194	33	67	2	13	19	4	1	0	1	0	0	0	2	0	15	0	0
Davallillo	.298	93	339	34	101	127	15	4	1	18	3	2	0	15	1	34	17	10
Egan	.116	16	43	2	5	9	1	0	1	4	0	0	0	2	0	15	0	0
Ellis	.045	42	44	3	2	2	0	0	0	7	0	2	0	0	0	21	0	0
Fregosi	.244	159	614	77	150	224	21	13	9	49	10	4	5	60	4	101	9	4
Hall	.214	46	126	15	27	33	3	0	1	8	0	0	0	16	3	19	1	0
Hamilton	.143	21	7	0	1	1	0	0	0	1	0	0	0	0	0	5	0	0
Harrelson	.100	10	10	0	1	1	0	0	0	0	0	0	0	0	0	8	0	0
Heffner	.000	7	0	0	0	0	0	0	0	0	0	0	0	1	0	0	0	0
Held	.111	33	45	4	5	6	1	0	0	1	0	2	5	0	15	0	0	0
Hinton	.195	116	267	28	52	89	10	3	7	23	2	3	0	24	3	61	3	1
Johnstone	.261	41	115	11	30	36	4	1	0	3	2	0	0	7	0	15	2	1
Kealey	.000	6	0	0	0	0	0	0	0	0	0	0	0	0	0	0	0	0
Kirkpatrick	.230	89	161	23	37	44	4	0	1	15	3	3	1	25	2	32	1	3
Knoop	.249	152	494	48	123	160	20	4	3	39	2	2	3	35	6	128	3	2
Llenas	.128	16	39	5	5	6	1	0	0	1	0	0	1	2	0	5	0	0
Locke	.000	29	3	0	0	0	0	0	0	0	0	0	0	0	0	0	0	0
McFarlane	.290	18	31	1	9	9	0	0	0	2	0	0	0	5	1	9	0	0
McGlothlin	.111	40	63	4	7	9	2	0	0	2	6	0	0	1	0	30	0	0
Messersmith	.100	29	20	1	2	3	1	0	0	1	4	0	0	0	0	10	0	0
Mincher	.236	120	399	35	94	147	12	1	13	48	6	6	4	43	6	65	0	2
Morton	.270	81	163	13	44	53	6	0	1	18	2	1	4	14	0	18	2	1
Murphy	.000	15	28	2	0	0	0	0	0	0	5	0	0	1	0	10	0	0
Pattin	.083	52	12	0	1	1	0	0	0	1	0	0	0	0	0	2	0	0
Reichardt	.255	151	534	62	136	225	20	3	21	73	3	4	18	42	2	118	8	7
Repoz	.240	133	375	30	90	139	8	1	13	54	2	8	3	38	3	83	8	7
Rodgers	.190	91	258	13	49	58	6	0	1	14	2	2	3	16	3	48	2	1
Rodriguez	.242	76	223	14	54	69	10	1	1	16	1	0	1	17	2	36	0	2
Rojas	.100	38	10	0	1	1	0	0	0	0	0	0	0	0	0	7	0	0
Satriano	.253	111	297	20	75	108	9	0	8	35	0	0	1	37	5	44	0	0
Schaal	.210	60	219	22	46	61	7	1	2	16	2	1	2	29	0	25	5	7
Sherry	.000	3	0	0	0	0	0	0	0	0	0	0	0	0	0	0	0	0
Spencer	.191	19	68	2	13	14	1	0	0	5	0	1	1	3	0	10	0	0
Tatum	.176	17	51	7	9	10	1	0	0	2	0	0	0	0	0	9	0	0
Trevino	.225	17	40	1	9	10	1	0	0	1	0	0	0	2	0	9	0	1
Weaver	.000	14	1	0	0	0	0	0	0	0	0	0	0	0	0	0	0	0
Wright	.216	51	37	7	8	10	2	0	0	2	2	0	0	2	0	11	0	0
TOTALS	.227	162	5331	498	1209	1694	170	33	83	453	75	37	52	447	41	1080	62	50

1968 ANGELS PITCHING

PITCHER	W-L	ERA	G	GS	CG	SHO	SV	IP	H	R	ER	HR	HB	BB	IB	SO	WP	BK
Bennett	0-5	3.54	16	7	1	0	1	48.1	46	22	19	6	4	17	0	36	0	0
Brunet	13-17	2.86	39	36	8	5	0	245.1	191	83	78	23	2	68	3	132	10	0
Burgmeier	1-4	4.33	56	2	0	0	6	72.2	65	41	35	5	0	24	3	33	1	0
Cimino	0-0	2.57	4	0	0	0	0	7	7	5	2	0	0	4	0	2	2	0
Clark	1-11	3.53	21	17	0	0	0	94.1	74	51	37	4	1	54	1	60	13	0
Ellis	9-10	3.95	42	24	3	0	2	164	150	80	72	22	6	56	4	93	1	0
Hamilton	3-1	3.32	21	2	1	0	2	38	34	15	14	0	0	15	1	18	5	0
Harrelson	1-6	5.08	10	5	1	0	0	33.2	28	23	19	4	1	26	0	22	4	0
Heffner	0-0	2.25	7	0	0	0	0	8	6	2	2	0	0	6	1	3	1	0
Kealey	0-1	2.70	6	0	0	0	0	10	10	3	3	0	0	5	2	4	0	0
Locke	2-3	6.44	29	0	0	0	2	36.1	51	29	26	3	1	13	3	21	2	1
McGlothlin	10-15	3.54	40	32	8	0	3	208.1	187	87	82	19	8	60	5	135	7	0
Messersmith	4-2	2.21	28	5	2	1	4	81.1	44	21	20	3	1	35	4	74	3	1
Murphy	5-6	2.17	15	15	3	0	0	99.1	67	30	24	5	5	28	0	56	2	0
Pattin	4-4	2.79	52	4	0	0	3	84	67	27	26	7	2	37	4	66	5	0
Rojas	4-3	4.25	38	0	0	0	6	55	55	29	26	11	0	15	4	33	5	0
Sherry	0-0	6.00	3	0	0	0	0	3	7	2	2	2	0	2	0	2	0	0
Weaver	0-1	2.38	14	0	0	0	0	22.2	22	7	6	4	0	10	2	8	0	0
Wright	10-6	3.94	41	13	2	1	3	125.2	123	58	55	13	2	44	6	71	7	0
TOTALS	67-95	3.43	162	162	29	11	32	1437	1234	615	548	131	33	519	43	869	68	2

WIN STREAK: 4, Apr. 28-May 1

LOSING STREAK: 6, Sept. 21-27



CLUB HISTORY

YEAR BY YEAR STATISTICAL REVIEW



1969 ANGELS BATTING

PLAYER	AVG	G	AB	R	H	TB	2B	3B	HR	RBI	SH	SF	HP	BB	IBB	SO	SB	CS
Allen	.500	4	2	0	1	2	1	0	0	0	0	0	0	0	0	0	0	0
Alomar	.250	134	559	60	140	157	10	2	1	30	3	0	0	36	2	48	18	3
Amaro	.222	41	27	4	6	6	0	0	0	1	5	0	0	4	0	6	0	0
Azcue	.218	80	248	15	54	63	6	0	1	19	1	4	2	27	11	28	0	1
Borbon	.000	22	3	0	0	0	0	0	0	0	0	0	0	0	1	0	0	
Bradley	.000	3	0	0	0	0	0	0	0	0	0	0	0	0	0	0	0	0
Brown	.160	13	25	3	4	5	1	0	0	0	0	0	0	6	0	1	0	0
Brunet	.037	23	27	1	1	2	1	0	0	0	2	0	0	3	0	13	0	0
Chance	.143	5	7	0	1	1	0	0	0	1	0	0	0	0	0	4	0	0
Clark	.500	6	2	0	1	1	0	0	0	0	0	0	0	0	0	0	0	0
Cottier	.000	2	2	0	0	0	0	0	0	0	0	0	0	0	0	0	0	0
Cowan	.304	28	56	10	17	30	1	0	4	10	0	0	1	3	1	9	0	0
Davalillo	.155	33	71	10	11	14	1	1	0	1	0	0	1	6	1	5	3	0
Egan	.142	46	120	7	17	33	1	0	5	16	0	3	1	17	2	41	0	1
Fisher	.000	52	13	0	0	0	0	0	0	2	0	0	0	0	0	8	0	0
Fregosi	.260	161	580	78	151	221	22	6	12	47	7	4	1	93	7	86	9	2
Geishert	.000	11	9	1	0	0	0	0	0	0	0	0	0	1	0	3	0	0
Hicks	.083	37	48	6	4	13	0	0	3	8	0	1	0	13	1	18	0	1
Johnson	.203	67	133	10	27	35	8	0	0	9	1	1	3	10	1	19	5	1
Johnstone	.270	148	540	64	146	206	20	5	10	59	8	6	5	38	5	75	3	9
Kealey	.000	15	9	0	0	0	0	0	0	0	0	0	0	0	0	6	0	0
Knoop	.197	27	71	5	14	18	1	0	1	6	0	1	0	13	1	16	1	3
Llenas	.170	34	47	4	8	10	2	0	0	0	0	0	0	2	0	10	0	0
May	.082	44	49	1	4	4	0	0	0	0	1	0	0	4	0	22	0	0
McGlothlin	.121	37	58	0	7	9	2	0	0	1	5	0	0	3	0	21	0	0
Messersmith	.156	42	77	5	12	14	2	0	0	5	6	0	0	8	0	28	0	0
Morton	.244	87	172	18	42	75	10	1	7	32	1	2	3	28	1	29	0	0
Murphy	.141	36	171	2	10	12	2	0	0	4	5	1	0	3	0	26	0	0
Ortega	.000	5	0	0	0	0	0	0	0	0	0	0	0	0	0	0	0	0
Perez	.231	13	13	3	3	3	0	0	0	0	0	0	0	2	0	1	0	0
Priddy	.000	15	2	0	0	0	0	0	0	1	0	0	0	1	0	2	0	0
Reichardt	.254	137	493	60	125	183	11	4	13	68	6	7	8	43	5	100	3	6
Repoz	.164	103	219	25	36	63	1	1	8	19	3	1	0	32	2	52	1	3
Rodgers	.196	18	46	4	9	10	1	0	0	2	0	0	1	5	1	8	0	0
Rodriguez	.232	159	561	47	130	172	17	2	7	49	4	7	2	32	11	88	5	3
Satriano	.259	41	108	5	28	33	2	0	1	16	2	2	1	18	1	15	0	2
Spencer	.254	113	386	39	98	148	14	3	10	31	8	0	2	26	6	53	1	0
Stuart	.157	22	51	3	8	13	2	0	1	4	0	0	0	3	0	21	0	0
Tatum, J.	.318	10	22	2	7	7	0	0	0	0	0	0	0	0	0	6	0	1
Tatum, K.	.286	45	21	3	6	13	1	0	2	2	2	0	1	0	0	8	0	0
Voss	.261	133	349	33	91	116	11	4	2	40	2	1	0	35	6	40	5	3
Washburn	.000	8	0	0	0	0	0	0	0	0	0	0	0	0	0	0	0	0
Wilhelm	.000	44	8	0	0	0	0	0	0	0	0	0	0	0	0	6	0	0
Woif	.000	2	0	0	0	0	0	0	0	0	0	0	0	0	0	0	0	0
Wright	.182	40	11	0	2	2	0	0	0	0	0	0	0	1	0	6	0	0
TOTALS	.230	163	5416	528	1221	1694	151	29	88	480	75	41	32	516	65	929	54	39

1969 ANGELS PITCHING

PITCHER	W-L	ERA	G	GS	CG	SHO	SV	IP	H	R	ER	HR	HB	BB	IB	SO	WP	BK
Allen	0-1	5.40	4	1	0	0	0	10	5	7	6	1	0	10	0	5	0	0
Borbon	2-3	6.15	22	0	0	0	0	41	55	31	28	5	4	11	2	20	2	0
Bradley	0-1	27.00	3	0	0	0	0	2	9	9	6	1	0	0	0	2	0	0
Brunet	6-7	3.84	23	19	2	2	0	100.2	98	51	43	15	1	39	4	56	4	1
Clark	0-0	5.59	6	1	0	0	0	9.2	12	6	6	2	0	7	1	6	0	0
Fisher	3-2	3.63	52	1	0	0	2	96.2	100	46	39	9	1	28	3	47	0	0
Geishert	1-1	4.65	11	3	0	0	1	31	32	18	16	4	1	7	3	18	0	0
Kealey	2-0	3.93	15	3	1	1	0	36.2	48	18	16	4	1	13	1	17	2	0
May	10-13	3.44	43	25	4	0	2	180.1	142	81	69	20	3	66	5	133	3	4
McGlothlin	8-16	3.18	37	35	4	1	0	201	188	86	71	19	5	58	1	96	5	1
Messersmith	16-11	2.52	40	33	10	2	2	250	169	81	70	17	5	100	7	211	16	1
Murphy	10-16	4.21	36	35	4	0	0	215.2	213	110	101	12	21	69	3	100	16	0
Ortega	0-0	10.13	5	0	0	0	0	8	13	13	9	3	0	7	1	4	0	0
Priddy	0-1	4.78	15	0	0	0	0	26.1	24	14	14	4	0	7	1	15	2	0
Tatum, K.	7-2	1.36	45	0	0	0	22	86.1	51	13	13	1	4	39	5	65	5	0
Washburn	0-2	7.94	8	2	0	0	0	11.1	21	11	10	0	1	5	0	4	1	0
Wilhelm	5-7	2.47	44	0	0	0	10	65.2	45	21	18	4	3	18	4	53	5	0
Woif	0-0	11.57	2	0	0	0	0	2.1	3	3	3	1	0	3	0	2	0	0
Wright	1-8	4.10	37	5	0	0	0	63.2	66	33	29	4	1	30	5	31	3	0
TOTALS	71-91	3.54	163	163	25	9	39	1438.1	1294	652	566	126	51	517	46	885	64	7

WIN STREAK: 6, Aug. 23-29

LOSING STREAK: 10, May 16-25





CLUB HISTORY

YEAR BY YEAR STATISTICAL REVIEW

1970 ANGELS BATTING

PLAYER	AVG	G	AB	R	H	TB	2B	3B	HR	RBI	SH	SF	HP	BB	IBB	SO	SB	CS
Allen	.000	8	4	0	0	0	0	0	0	0	0	0	0	0	0	1	0	0
Alomar	.251	162	672	82	169	197	18	2	2	36	11	2	1	49	2	65	35	12
Azcue	.242	114	351	19	85	106	13	1	2	25	1	3	2	24	4	40	0	0
Bradley	.167	17	18	0	3	4	1	0	0	1	3	0	0	1	0	9	0	0
Brown	.000	5	4	0	0	0	0	0	0	0	0	0	0	0	0	0	0	0
Cowan	.276	68	134	20	37	63	9	1	5	25	0	0	1	11	2	29	0	1
Cox	.000	3	0	0	0	0	0	0	0	0	0	0	0	0	0	0	0	0
Doyle	.000	40	3	0	0	0	0	0	0	0	0	0	0	0	0	3	0	0
Egan	.238	79	210	14	50	68	6	0	4	20	1	2	1	14	1	67	0	0
Fisher	.091	67	11	1	1	1	0	0	0	0	3	0	0	0	0	3	0	0
Fregosi	.278	158	601	95	167	276	33	5	22	82	2	4	3	69	3	92	0	2
Garrett	.067	32	15	0	1	1	0	0	0	0	1	0	0	1	0	9	0	0
Gonzalez	.304	26	92	9	28	33	2	0	1	12	2	0	1	2	0	11	3	2
Griffin	.127	18	55	2	7	8	1	0	0	4	1	0	0	6	1	5	0	0
Hicks	.250	4	4	0	1	1	0	0	0	0	0	0	0	0	0	2	0	0
Johnson	.3289	156	614	85	202	282	26	6	14	86	0	3	7	35	9	68	17	2
Johnstone	.238	119	320	34	76	129	10	5	11	39	3	3	1	24	6	53	1	0
Kealey	.250	17	4	0	1	1	0	0	0	0	0	0	0	0	0	3	0	0
LaRoche	.250	38	8	0	2	3	1	0	0	0	0	0	0	1	0	0	0	0
May	.087	38	69	0	6	8	2	0	0	2	2	1	0	4	0	31	0	0
McMullen	.232	124	422	50	98	155	9	3	14	61	1	3	3	59	10	81	1	0
Messersmith	.157	38	70	4	11	17	3	0	1	2	5	0	0	0	0	28	0	0
Murphy	.184	39	76	7	14	18	1	0	1	7	8	1	0	5	0	32	0	0
Oyler	.083	24	24	2	2	2	0	0	0	1	2	0	0	3	0	6	0	0
Perez	.000	3	3	0	0	0	0	0	0	0	0	0	0	0	0	0	0	0
Queen	.250	37	16	1	4	4	0	0	0	1	0	0	0	0	0	2	0	0
Reichardt	.167	9	6	1	1	1	0	0	0	1	0	1	0	3	1	0	0	0
Repoz	.238	137	407	50	97	180	17	6	18	47	6	2	3	45	6	90	4	2
Reynolds	.250	59	120	11	30	38	3	1	1	6	0	0	1	6	0	10	1	1
Rivers	.320	17	25	6	8	10	2	0	0	3	1	0	1	3	0	5	1	0
Rodriguez	.270	17	63	6	17	23	2	2	0	7	0	0	1	3	0	6	0	1
Ruiz	.243	68	107	10	26	31	3	1	0	12	4	1	1	7	1	16	3	0
Shank	.000	1	0	0	0	0	0	0	0	0	0	0	0	0	0	0	0	0
Silverio	.000	15	15	1	0	0	0	0	0	0	0	0	0	2	1	4	0	1
Spencer	.274	146	511	61	140	204	20	4	12	68	6	5	0	28	6	61	0	2
Tatum, J.	.238	75	181	28	43	50	7	0	0	6	1	1	0	17	1	35	1	0
Tatum, K.	.182	62	11	2	2	5	0	0	1	3	0	0	0	0	0	5	0	0
Voss	.243	80	181	21	44	63	4	3	3	30	1	5	2	23	2	18	2	1
Wolf	.000	4	0	0	0	0	0	0	0	0	0	0	0	0	0	0	0	0
Wright	.171	47	105	9	18	28	4	0	2	10	4	0	0	2	0	32	0	0
TOTALS	.251	162	5532	631	1391	2010	197	40	114	597	69	37	29	447	56	922	69	27

1970 ANGELS PITCHING

PITCHER	W-L	ERA	G	GS	CG	SHO	SV	IP	H	R	ER	HR	HB	BB	IB	SO	WP	BK
Allen	1-1	2.63	8	2	0	0	0	24	23	7	7	0	1	11	2	13	2	0
Bradley	2-5	4.13	17	11	1	1	0	69.2	71	38	32	3	1	33	6	53	5	0
Cox	0-0	3.86	3	0	0	0	0	2.1	4	1	1	0	0	0	0	3	0	0
Doyle	3-1	5.14	40	0	0	0	5	42	43	25	24	7	1	21	3	34	2	2
Fisher	4-4	3.04	67	2	0	0	8	130.1	117	51	44	15	2	35	1	74	6	1
Garrett	5-6	2.65	32	7	0	0	0	74.2	48	23	22	6	1	44	9	53	2	3
Kealey	1-0	4.15	17	0	0	0	1	21.2	19	11	10	2	0	6	2	14	0	0
LaRoche	4-1	3.44	38	0	0	0	4	49.2	41	20	19	6	4	21	6	44	1	1
May	7-13	4.01	38	34	2	2	0	208.2	190	102	93	20	3	81	7	164	8	2
Messersmith	11-10	3.01	37	26	6	1	5	194.2	144	75	65	21	6	78	6	162	2	0
Murphy	16-13	4.24	39	38	5	2	0	227	223	114	107	32	7	81	10	99	8	1
Queen	3-6	4.20	34	3	0	0	9	60	58	28	28	5	5	28	6	44	0	0
Shank	0-0	0.00	1	0	0	0	0	3	2	0	0	0	0	2	0	1	0	0
Tatum, K.	7-4	2.94	62	0	0	0	17	88.2	68	35	29	12	5	26	5	50	6	0
Wolf	0-0	5.06	4	0	0	0	0	5.1	3	3	3	1	0	4	0	5	2	0
Wright	22-12	2.83	39	39	7	2	0	260.2	226	97	82	24	7	88	4	110	8	0
TOTALS	86-76	3.48	162	162	21	10	49	1462.1	1280	630	566	154	43	559	67	923	52	10

WIN STREAK: 5, Apr. 7-12 & Sept. 27-Oct. 1

LOSING STREAK: 9, Sept. 4-12

CLUB HISTORY



CLUB HISTORY

YEAR BY YEAR STATISTICAL REVIEW



1971 ANGELS BATTING

PLAYER	AVG	G	AB	R	H	TB	2B	3B	HR	RBI	SH	SF	HP	BB	IBB	SO	SB	CS
Allen	.294	54	17	2	5	8	0	0	1	1	0	0	0	0	0	5	0	0
Alomar	.260	162	689	77	179	221	24	3	4	42	7	2	0	41	4	60	39	10
Berry	.221	111	298	29	66	92	17	0	3	22	3	4	3	18	0	33	3	2
Christensen	.270	29	63	4	17	18	1	0	0	3	2	0	0	6	1	5	0	1
Clark	.267	11	15	1	4	4	0	0	0	1	0	0	0	0	0	4	0	0
Conigliaro	.222	74	266	23	59	89	18	0	4	15	1	1	1	23	1	52	3	3
Cowan	.276	74	174	12	48	68	8	0	4	20	1	0	0	7	1	41	1	1
Fisher	.063	57	16	0	1	1	0	0	0	1	0	0	0	2	0	7	0	0
Fregosi	.233	107	347	31	81	113	15	1	5	33	5	3	5	39	6	61	2	1
Gonzalez	.245	111	314	32	77	99	9	2	3	38	2	3	3	28	5	28	0	1
Hassler	.000	6	5	0	0	0	0	0	0	0	1	0	0	0	0	1	0	0
Johnson	.260	65	242	19	63	77	8	0	2	21	1	1	2	15	3	34	5	2
Kusnyer	.154	6	13	0	2	2	0	0	0	0	0	0	0	0	0	3	0	0
LaRoche	.091	56	11	0	1	1	0	0	0	0	1	0	0	1	0	3	0	0
Lasher	.000	2	0	0	0	0	0	0	0	0	0	0	0	0	0	0	0	0
Maloney	.200	13	5	0	1	1	0	0	0	0	0	0	0	0	0	1	0	0
May	.147	32	68	2	10	11	1	0	0	4	2	0	0	4	0	40	0	0
McMullen	.250	160	593	63	148	234	19	2	21	68	4	4	3	53	10	74	1	1
Meoli	.000	7	3	0	0	0	0	0	0	0	0	0	0	0	0	1	0	0
Messersmith	.172	39	93	8	16	24	2	0	2	5	6	0	0	5	0	30	0	0
Moses	.227	69	181	12	41	65	8	2	4	15	1	1	0	10	4	34	0	0
Murphy	.173	37	75	5	13	16	3	0	0	6	6	0	0	2	0	19	0	0
O'Brien	.199	90	251	25	50	75	8	1	5	21	4	0	1	15	4	33	0	2
Parker	.229	20	70	4	16	21	0	1	1	6	0	0	0	2	0	20	1	1
Queen	.000	45	8	0	0	0	0	0	0	1	1	1	0	1	0	0	0	0
Repoz	.199	113	297	39	59	111	11	1	13	42	0	2	1	60	6	69	3	5
Reynolds, A.	.000	15	2	0	0	0	0	0	0	0	0	0	0	0	0	1	0	0
Reynolds, T.	.186	45	86	4	16	25	3	0	2	8	2	0	3	9	1	6	0	1
Rivers	.265	78	268	31	71	90	12	2	1	12	8	0	1	19	1	38	13	1
Ruiz	.263	31	19	4	5	5	0	0	0	3	0	0	0	2	0	7	1	0
Silverio	.333	3	3	0	1	1	0	0	0	0	0	0	0	0	0	0	0	0
Spencer	.237	148	510	50	121	200	21	2	18	59	6	5	3	48	7	63	0	1
Stephenson	.219	98	279	24	61	87	17	0	3	25	2	2	3	22	6	21	0	0
Torborg	.203	55	123	6	25	30	5	0	0	5	3	1	0	3	1	6	0	0
Wright	.154	40	91	4	14	19	3	1	0	5	9	1	0	6	0	27	0	1
Wynne	.000	3	0	0	0	0	0	0	0	0	0	0	0	0	0	0	0	0
TOTALS	.231	162	5495	511	1271	1808	213	18	96	477	83	31	29	441	61	827	72	34

1971 ANGELS PITCHING

PITCHER	W-L	ERA	G	GS	CG	SHO	SV	IP	H	R	ER	HR	HB	BB	IB	SO	WP	BK
Allen	4-6	2.49	54	1	0	0	15	94	75	29	26	4	0	40	8	72	5	2
Clark	2-1	2.86	11	7	1	1	1	44	36	15	14	6	2	28	2	28	4	0
Fisher	10-8	2.72	57	3	0	0	3	119	92	46	36	11	2	50	5	82	4	0
Hassler	0-3	3.86	6	4	0	0	0	18.2	25	10	8	0	1	15	2	13	2	0
LaRoche	5-1	2.50	56	0	0	0	9	72	55	21	20	3	1	27	10	63	2	0
Lasher	0-0	27.00	2	0	0	0	0	1.1	4	4	4	0	0	2	0	0	0	0
Maloney	0-3	5.04	13	4	0	0	0	30.1	35	18	17	3	1	24	2	13	3	0
May	11-12	3.02	32	31	7	2	0	208.1	160	74	70	12	2	87	6	156	0	0
Messersmith	20-13	2.99	38	38	14	4	0	276.2	224	112	92	16	7	121	6	179	9	0
Murphy	6-17	3.77	37	36	7	0	0	243.1	228	108	102	24	9	82	9	89	17	1
Queen	2-2	1.78	44	0	0	0	4	65.2	49	17	13	3	8	29	6	53	6	1
Reynolds, A.	0-3	4.61	15	1	0	0	0	27.1	32	15	14	2	0	18	5	15	1	0
Wright	16-17	2.99	37	37	10	2	0	276.2	225	105	92	17	3	82	10	135	7	0
Wynne	0-0	4.91	3	0	0	0	0	3.2	6	2	2	0	0	2	0	6	0	0
TOTALS	76-86	3.10	162	162	39	11	32	1481	1246	576	510	101	36	607	71	904	60	4

WIN STREAK: 7, Apr. 12-18

LOSING STREAK: 4, three times





CLUB HISTORY

YEAR BY YEAR STATISTICAL REVIEW

1972 ANGELS BATTING

PLAYER	AVG	G	AB	R	H	TB	2B	3B	HR	RBI	SH	SF	HP	BB	IBB	SO	SB	CS
Allen	.118	42	17	0	2	2	0	0	0	0	3	0	0	0	0	8	0	0
Alomar	.239	155	610	65	146	175	20	3	1	25	6	3	0	47	5	55	20	12
Azcue	.000	3	2	0	0	0	0	0	0	0	0	0	0	0	0	1	0	0
Barber	.143	34	7	0	1	1	0	0	0	0	2	0	0	3	0	4	0	0
Berry	.289	119	409	41	118	154	15	3	5	39	12	1	2	35	2	47	5	3
Cardenas	.223	150	551	25	123	156	11	2	6	42	13	1	2	35	4	73	1	2
Clark	.097	27	31	0	3	3	0	0	0	0	1	0	0	1	0	14	0	0
Coletta	.300	14	30	5	9	13	1	0	1	7	0	0	0	1	0	4	0	0
Cowan	.000	3	3	0	0	0	0	0	0	0	0	0	0	0	0	2	0	0
Doyle	.000	2	0	0	0	0	0	0	0	0	0	0	0	0	0	0	0	0
Dukes	.000	7	0	0	0	0	0	0	0	0	0	0	0	0	0	0	0	0
Fisher	.118	43	17	1	2	2	0	0	0	1	0	0	0	0	0	8	0	0
Foster	.000	8	0	0	0	0	0	0	0	0	0	0	0	0	0	0	0	0
Hiatt	.289	22	45	4	13	18	0	1	1	5	0	0	0	5	0	11	0	0
Howard	.263	11	38	4	10	11	1	0	0	2	0	0	1	1	0	3	0	0
Kosco	.213	49	142	15	34	60	4	2	6	13	1	2	1	5	1	23	1	0
Kusnyer	.207	64	179	13	37	47	2	1	2	13	1	0	1	16	3	33	0	0
Lange	.000	2	3	0	0	0	0	0	0	0	0	0	0	0	0	0	0	0
Llenas	.266	44	64	3	17	20	3	0	0	7	0	2	0	3	0	8	0	0
May	.113	35	62	3	7	8	1	0	0	1	2	0	0	3	0	29	0	0
McMullen	.269	137	472	36	127	174	18	1	9	34	1	2	0	48	2	59	1	2
Messersmith	.189	26	53	2	10	13	3	0	0	2	0	0	3	0	13	1	0	
Motton	.154	42	39	6	6	7	1	0	0	1	0	0	0	5	0	12	0	0
Murphy	.000	6	1	0	0	0	0	0	0	0	0	0	0	0	0	1	0	0
O'Brien	.179	36	39	10	7	12	2	0	1	1	0	0	0	6	0	10	0	0
Oliver	.269	134	509	47	137	222	20	4	19	70	0	5	3	27	8	97	4	3
Parker	.213	36	80	11	17	25	2	0	2	8	0	2	0	9	0	17	0	2
Pinson	.275	136	484	56	133	182	24	2	7	49	4	4	5	30	12	54	17	6
Queen	.000	17	2	0	0	0	0	0	0	0	0	0	1	0	1	0	0	0
Repoz	.333	3	3	0	1	1	0	0	0	0	0	0	0	0	0	2	0	0
Rivers	.214	58	159	18	34	44	6	2	0	7	8	0	1	8	1	26	4	3
Rose	.200	16	10	1	2	5	0	0	1	1	1	0	0	1	0	3	0	0
Ryan	.135	39	96	4	13	20	5	1	0	3	1	0	0	2	0	48	1	0
Sells	.000	10	0	0	0	0	0	0	0	0	0	0	0	0	0	0	0	0
Silverio	.167	13	12	1	2	2	0	0	0	0	0	0	0	0	0	5	0	0
Spencer	.222	82	212	13	47	55	5	0	1	14	0	1	0	12	1	25	0	1
Stanton	.251	127	402	44	101	158	15	3	12	39	2	2	4	22	4	100	2	3
Stephenson	.274	66	146	14	40	51	3	1	2	17	0	0	4	11	5	8	0	0
Torborg	.209	59	153	5	32	35	3	0	0	8	0	0	1	14	4	21	0	0
Wright	.217	35	83	7	18	30	6	0	2	13	6	0	0	4	0	25	0	0
TOTALS	.242	155	5165	454	1249	1706	171	26	78	420	66	25	25	358	52	850	57	37

1972 ANGELS PITCHING

PITCHER	W-L	ERA	G	GS	CG	SHO	SV	IP	H	R	ER	HR	HB	BB	IB	SO	WP	BK
Allen	3-7	3.48	42	6	0	0	5	85.1	76	38	33	7	3	55	5	53	8	0
Barber	4-4	2.02	34	3	0	0	2	58	37	16	13	4	1	30	11	34	1	0
Clark	4-9	4.50	26	15	2	0	1	109.2	105	59	55	10	2	55	2	61	7	0
Doyle	0-0	0.00	2	0	0	0	0	2.1	2	0	0	0	0	3	0	4	0	1
Dukes	0-1	1.64	7	0	0	0	1	11	11	3	2	1	1	0	0	8	1	0
Fisher	4-5	3.76	43	1	0	0	4	81.1	73	35	34	6	0	31	3	32	0	0
Foster	0-1	4.97	8	0	0	0	0	12.2	12	8	7	3	2	6	0	11	1	0
Lange	0-0	3.65	2	1	0	0	0	7.2	7	4	4	0	0	2	0	8	1	0
May	12-11	2.94	35	30	10	3	1	205.1	162	79	67	15	0	82	6	169	3	0
Messersmith	8-11	2.81	25	21	10	3	2	169.2	125	56	53	5	2	68	8	142	2	1
Murphy	0-0	5.40	6	0	0	1	0	10	13	6	6	0	0	8	1	2	1	0
Queen	0-0	4.35	17	0	0	0	0	31	31	17	15	2	3	19	1	19	1	0
Rose	1-4	4.22	16	4	0	0	0	42.2	49	25	20	9	0	19	5	39	0	1
Ryan	19-16	2.28	39	39	20	9★	0	284	166	80	72	14	10	157★	4	329★	18★	0
Sells	2-0	2.81	10	0	0	0	0	16	11	6	5	0	0	5	1	2	1	0
Wright	18-11	2.98	35	35	15	2	0	251	229	101	83	14	4	80	6	87	4	0
TOTALS	75-80	3.06	155	155	57	18	16	1377.2	1109	533	469	90	28	620	53	1000	49	3

WIN STREAK: 6, Sept. 24-30

LOSING STREAK: 6, July 16-21



CLUB HISTORY

YEAR BY YEAR STATISTICAL REVIEW



1973 ANGELS BATTING

PLAYER	AVG	G	AB	R	H	TB	2B	3B	HR	RBI	SH	SF	HP	BB	IBB	SO	SB	CS
Alomar	.238	136	470	45	112	121	7	1	0	28	12	3	0	34	1	44	25	10
Berry	.284	136	415	48	118	142	11	2	3	36	8	2	1	26	0	50	1	6
Brooks	.143	4	7	0	1	1	0	0	0	0	0	0	0	0	0	3	0	0
Chalk	.232	24	69	14	16	18	2	0	0	6	0	0	1	9	0	13	0	0
DaVanon	.245	41	49	6	12	15	3	0	0	2	0	0	0	3	0	9	1	2
Epstein	.215	91	312	30	67	103	8	2	8	32	0	2	5	34	2	54	0	0
Gallagher	.273	110	311	16	85	93	6	1	0	26	1	4	1	35	3	31	1	3
Grabarkewitz	.163	61	129	27	21	38	6	1	3	9	1	0	1	28	0	27	2	2
Howard	.095	8	21	2	2	2	0	0	0	1	0	1	0	1	0	6	0	0
Kusnyer	.125	41	64	5	8	10	2	0	0	3	0	1	0	2	0	12	0	1
Llenas	.269	78	130	16	35	39	1	0	1	25	2	4	1	10	0	16	0	0
McCraw	.265	99	264	25	70	86	7	0	3	24	0	1	2	30	1	42	3	2
Meoli	.223	120	305	36	68	88	12	1	2	23	3	5	0	31	1	38	2	4
Oliver	.265	151	544	51	144	224	24	1	18	89	0	4	5	33	7	100	1	1
Parker	.225	38	102	14	23	27	2	1	0	7	3	1	1	8	1	23	0	1
Pinson	.260	124	466	56	121	171	14	6	8	57	8	7	0	20	3	55	5	5
Rivers	.349	30	129	26	45	59	6	4	0	16	3	0	1	8	0	11	8	3
Robinson	.266	147	534	85	142	261	29	0	30	97	1	3	10	82	12	93	1	1
Sands	.273	17	33	5	9	16	2	1	1	5	0	0	0	5	1	10	0	0
Scheinblum	.328	77	229	28	75	98	10	2	3	21	2	1	1	35	6	27	0	0
Spencer	.241	29	87	10	21	35	4	2	2	11	1	1	1	9	1	9	0	0
Stanton	.235	119	306	41	72	109	9	2	8	34	2	2	2	27	2	88	3	3
Stelmasek	.154	22	26	2	4	5	1	0	0	3	1	0	0	6	0	7	0	0
Stephenson	.246	60	122	9	30	38	5	0	1	9	2	0	1	7	1	7	0	0
Torborg	.220	102	255	20	56	66	7	0	1	18	7	1	0	21	0	32	0	2
Valentine	.302	32	126	12	38	50	5	2	1	13	3	2	0	5	0	9	6	1
TOTALS	.253	162	5505	629	1395	1915	183	29	93	595	60	45	34	509	42	816	59	47

1973 ANGELS DESIGNATED HITTERS

PLAYER	AVG	G	AB	R	H	TB	2B	3B	HR	RBI	SH	SF	HP	BB	IBB	SO	SB	CS
Grabarkewitz	.091	5	22	2	2	5	0	0	1	1	1	0	0	2	0	5	0	1
Llenas	.125	3	8	2	1	1	0	0	0	0	0	0	0	2	0	2	0	0
McCraw	.297	9	37	2	11	17	0	0	2	4	0	0	0	2	0	4	0	0
Oliver	.200	11	40	3	8	13	0	1	1	8	0	0	2	2	1	5	0	0
Parker	.000	2	2	0	0	0	0	0	0	0	0	0	0	0	0	2	0	0
Robinson	.260	127	466	75	121	224	25	0	26	84	1	3	9	76	10	82	1	1
Scheinblum	.417	7	24	4	10	14	1	0	1	2	0	0	0	5	1	3	0	0
Spencer	.000	1	3	0	0	0	0	0	0	0	0	0	0	1	0	1	0	0
TOTALS	.254	162	602	88	153	274	26	1	31	99	2	3	11	90	12	104	1	2

1973 ANGELS PITCHING

PITCHER	W-L	ERA	G	GS	CG	SHO	SV	IP	H	R	ER	HR	HB	BB	IB	SO	WP	BK
Allen	0-0	10.38	5	0	0	0	1	8.2	15	10	10	0	0	5	0	4	2	0
Barber	3-2	3.53	50	1	0	0	4	89.1	90	40	35	5	3	32	3	58	4	0
Hand	4-3	3.62	16	6	0	0	0	54.2	58	29	22	5	1	21	0	19	2	0
Hassler	0-4	3.69	7	4	1	0	0	31.2	33	23	13	0	3	19	0	19	2	1
Lange	2-1	4.44	17	4	1	0	0	52.2	61	30	26	9	1	21	2	27	1	0
May	7-17	4.38	34	28	10	4	0	185	177	101	90	20	3	80	9	134	6	3
Monteagudo	2-1	4.20	15	0	0	0	3	30	23	18	14	2	4	16	3	8	2	0
Perranoski	0-2	4.09	8	0	0	0	0	11	11	5	5	0	1	7	0	5	1	0
Ryan	21-16	2.87	41	39	26	4	1	326	238	113	104	18	7	162★	2	383★	15	0
Sells	7-2	3.71	51	0	0	0	10	68	72	30	28	2	5	35	6	25	8	1
Singer	20-14	3.22	40	40	19	2	0	315.2	280	124	113	15	9	130	5	241	7	1
Tanana	2-2	3.08	4	4	2	1	0	26.1	20	11	9	2	0	8	0	22	2	0
Wilshusen	0-0	81.00	1	0	0	0	0	.1	0	3	3	0	1	2	0	0	0	0
Wright	11-19	3.68	37	36	13	1	0	257	273	120	105	26	3	76	0	65	4	0
TOTALS	79-83	3.57	162	162	72	13	19	1456.1	1351	657	577	104	41	614	30	1010	56	6

WIN STREAK: 5, May 12-16

LOSING STREAK: 5, May 6-11 & June 21-27





CLUB HISTORY

YEAR BY YEAR STATISTICAL REVIEW

1974 ANGELS BATTING

PLAYER	AVG	G	AB	R	H	TB	2B	3B	HR	RBI	SH	SF	HP	BB	IBB	SO	SB	CS
Alomar	.222	46	54	12	12	14	0	1	0	1	1	0	0	2	0	8	2	0
Balaz	.238	14	42	4	10	13	0	0	1	5	1	0	1	2	0	10	0	0
Bochte	.270	57	196	24	53	74	4	1	5	26	4	2	1	18	0	23	6	3
Chalk	.252	133	465	44	117	147	9	3	5	31	9	4	7	30	1	57	10	10
Doherty	.256	74	223	20	57	82	14	1	3	15	4	1	0	8	1	13	2	1
Doyle	.260	147	511	47	133	159	19	2	1	34	9	2	1	25	2	49	6	7
Egan	.117	43	94	4	11	11	0	0	0	4	6	0	1	8	0	40	1	0
Epstein	.161	18	62	10	10	24	2	0	4	6	0	0	1	10	0	13	0	0
Heise	.267	29	75	7	20	27	7	0	0	6	3	0	0	5	0	10	0	1
Howard	.231	22	39	5	9	11	0	1	0	5	1	0	0	2	0	1	1	0
Lahoud	.271	127	325	46	88	149	16	3	13	44	1	1	3	47	3	57	4	5
Llenas	.261	72	138	16	36	48	6	0	2	17	1	0	0	11	1	19	0	0
McCraw	.286	56	119	21	34	51	8	0	3	17	0	1	0	12	2	13	2	1
Meoli	.244	36	90	9	22	24	2	0	0	3	2	0	0	8	0	10	2	4
Nettles	.274	56	175	27	48	52	4	0	0	8	2	0	0	16	0	38	20	11
Oliver	.248	110	359	22	89	124	9	1	8	55	0	6	1	16	2	51	2	1
Ramirez	.163	31	86	4	14	14	0	0	0	7	4	1	0	6	0	23	2	1
Rivers	.285	118	466	69	133	183	19	11	3	31	11	1	1	39	0	47	30	13
Robinson	.251	129	427	75	107	197	26	2	20	63	1	5	10	75	14	85	5	1
Rodriguez	.253	140	395	48	100	141	20	0	7	36	8	4	9	69	6	56	4	5
Sands	.193	43	83	6	16	30	2	0	4	13	0	1	1	23	2	17	0	0
Schaal	.248	53	165	10	41	52	5	0	2	20	0	0	0	18	1	27	2	2
Scheinblum	.154	10	26	1	4	4	0	0	0	2	0	0	0	1	0	2	0	0
Stanton	.267	118	415	48	111	169	21	2	11	62	6	5	5	33	3	107	10	8
Valentine	.261	117	371	39	97	122	10	3	3	39	8	7	3	25	0	25	8	5
TOTALS	.254	163	5401	618	1372	1922	203	31	95	550	82	48	45	509	38	801	119	79

1974 ANGELS DESIGNATED HITTERS

PLAYER	AVG	G	AB	R	H	TB	2B	3B	HR	RBI	SH	SF	HP	BB	IBB	SO	SB	CS
Alomar	.000	1	1	0	0	0	0	0	0	0	0	0	0	0	0	1	0	0
Doherty	.000	2	3	0	0	0	0	0	0	0	0	0	0	0	0	1	0	0
Howard	.000	3	3	1	0	0	0	0	0	0	0	0	0	0	0	0	0	0
Lahoud	.214	10	28	1	6	8	2	0	0	0	0	0	0	6	0	7	2	1
Llenas	.160	10	25	2	4	5	1	0	0	2	0	2	0	4	0	3	0	0
McCraw	.200	2	5	1	1	1	0	0	0	0	0	0	0	0	0	0	0	0
Oliver	.667	1	3	0	2	2	0	0	0	2	0	0	1	0	0	0	0	0
Robinson	.252	119	424	75	107	197	26	2	20	63	1	5	10	73	10	84	5	1
Rodriguez	1.000	1	1	0	1	2	1	0	0	1	0	0	0	0	0	0	0	0
Sands	.185	21	65	4	12	22	1	0	3	9	0	1	0	15	1	14	0	0
Scheinblum	.000	1	1	0	0	0	0	0	0	0	0	0	0	0	0	0	0	0
Valentine	.308	4	13	1	4	5	1	0	0	1	0	0	0	3	0	0	1	0
TOTALS	.240	163	572	85	137	242	32	2	23	78	1	8	11	101	11	110	8	2

1974 ANGELS PITCHING

PITCHER	W-L	ERA	G	GS	CG	SHO	SV	IP	H	R	ER	HR	HB	BB	IB	SO	WP	BK
Cumberland	0-1	3.74	17	0	0	0	0	21.2	24	9	9	2	0	10	2	12	0	0
Dobson	2-3	5.70	5	5	2	0	0	30	39	19	19	3	0	13	1	16	3	0
Figueroa	2-8	3.67	25	12	5	1	0	105.1	119	46	43	3	4	36	2	49	0	1
Gilbreth	0-0	13.50	3	0	0	0	0	1.1	2	2	2	0	0	1	0	0	0	0
Hassler	7-11	2.61	23	22	10	2	1	162	132	64	47	10	9	79	2	76	7	1
Kirkwood	0-0	8.59	3	0	0	0	0	7.1	12	8	7	0	0	6	0	4	1	0
Lange	3-8	3.80	21	18	1	0	0	113.2	111	63	48	10	4	47	0	57	3	1
Lockwood	2-5	4.32	37	2	0	0	1	81.1	81	42	39	8	5	32	4	39	3	1
May	0-1	7.00	18	3	0	0	2	27	29	24	21	2	1	10	0	12	4	0
Pena	0-0	0.00	4	0	0	0	3	8	6	0	0	0	0	1	0	5	0	0
Pina	1-2	2.31	11	0	0	0	0	11.2	9	3	3	1	0	3	2	6	2	0
Quintana	2-1	4.26	18	0	0	0	0	12.2	17	6	6	0	0	14	1	11	0	0
Raziano	1-2	6.48	13	0	0	0	1	16.2	15	14	12	1	0	8	1	9	0	0
Ryan	22-16	2.89	42	41	26	3	0	332.2	221	127	107	18	9	202	3	367	9	0
Sanders	0-0	2.79	9	0	0	0	1	9.2	10	5	3	0	0	3	0	4	1	0
Sells	2-3	3.69	20	0	0	0	2	39	48	19	16	3	3	16	0	14	3	0
Selma	2-2	5.09	18	0	0	0	1	23	22	13	13	2	1	17	2	15	4	0
Singer	7-4	2.98	14	14	8	0	0	108.2	102	48	36	3	1	43	0	77	4	1
Stoneman	1-8	6.14	13	11	0	0	0	58.2	78	41	40	8	2	31	0	33	2	0
Tanana	14-19	3.12	39	35	12	4	0	268.2	262	104	93	27	8	77	4	180	4	2
TOTALS	68-94	3.52	163	163	64	13	12	1439	1339	657	564	101	47	649	24	986	50	7

WIN STREAK: 6, Apr. 29-May 5

LOSING STREAK: 11, June 30-July 10



CLUB HISTORY

YEAR BY YEAR STATISTICAL REVIEW



1975 ANGELS BATTING

PLAYER	AVG	G	AB	R	H	TB	2B	3B	HR	RBI	SH	SF	HP	BB	IBB	SO	SB	CS
Allietta	.178	21	45	4	8	12	1	0	1	2	1	0	0	1	1	6	0	0
Balaz	.242	45	120	10	29	42	8	1	1	10	1	1	0	5	0	25	0	0
Bochte	.285	107	375	41	107	141	19	3	3	48	3	3	2	45	5	43	3	4
Briggs	.226	13	31	3	7	11	1	0	1	3	1	0	0	2	0	6	0	2
Chalk	.273	149	513	59	140	177	24	2	3	56	11	9	2	66	4	49	6	9
Collins	.266	93	319	41	85	115	13	4	3	29	3	3	1	36	1	55	24	10
Dade	.200	11	30	5	6	10	4	0	0	1	0	0	0	6	0	7	0	0
Doherty	.202	30	94	7	19	25	3	0	1	12	2	1	0	8	1	12	1	1
Doyle	.067	8	15	0	1	1	0	0	0	0	0	0	0	1	0	1	0	0
Egan	.229	28	70	7	16	21	3	1	0	3	4	0	0	5	0	14	0	0
Etchebarren	.280	31	100	10	28	39	0	1	3	17	1	1	0	14	0	19	1	0
Garrett	.262	37	107	17	28	51	5	0	6	18	1	1	0	14	0	28	3	0
Goodwin	.100	4	10	0	1	1	0	0	0	0	0	0	0	0	0	5	0	0
Hampton	.152	31	66	8	10	13	3	0	0	4	3	0	1	7	0	19	0	0
Harper	.239	89	285	40	68	89	10	1	3	31	4	3	2	38	5	51	19	8
Jackson	.231	13	39	2	9	11	2	0	0	2	2	0	0	2	0	10	1	1
Lahoud	.214	76	192	21	41	69	6	2	6	33	2	1	1	48	2	33	2	1
Llenas	.186	56	113	6	21	25	4	0	0	11	4	1	0	10	0	11	0	1
Meoli	.214	70	126	12	27	31	2	1	0	6	2	0	0	15	0	20	3	0
Miley	.174	70	224	17	39	58	3	2	4	26	7	2	1	16	1	54	0	1
Nettles	.231	112	294	50	68	79	11	0	0	23	3	1	1	26	2	57	22	15
Ramirez	.240	44	100	10	24	30	4	1	0	4	2	0	0	11	0	22	9	6
Remy	.258	147	569	82	147	177	17	5	1	46	12	3	0	45	1	55	34	21
Rivers	.284	155	616	70	175	221	17	13	1	53	7	4	2	43	5	42	70	14
Rodriguez	.235	90	226	20	53	68	6	0	3	27	9	3	6	49	0	37	2	2
Smith	.203	59	143	10	29	36	5	1	0	14	3	1	0	12	0	27	1	3
Stanton	.261	137	440	67	115	183	20	3	14	82	8	4	6	52	4	85	18	6
Sudakis	.121	30	58	4	7	12	2	0	1	6	0	2	1	12	3	15	1	1
Valentine	.281	26	57	5	16	18	2	0	0	5	1	3	1	4	0	3	0	2
TOTALS	.246	161	5377	628	1324	1766	195	41	55	572	97	47	27	593	35	811	220	108

1975 ANGELS DESIGNATED HITTERS

PLAYER	AVG	G	AB	R	H	TB	2B	3B	HR	RBI	SH	SF	HP	BB	IBB	SO	SB	CS
Balaz	.188	11	32	2	6	8	2	0	0	3	0	1	0	0	0	2	0	0
Bochte	.200	1	5	0	1	1	0	0	0	2	0	0	0	0	0	2	0	0
Briggs	.000	2	2	0	0	0	0	0	0	0	0	0	0	0	0	1	0	0
Collins	.222	12	36	4	8	14	0	0	2	9	0	1	0	6	1	5	1	0
Dade	.100	7	20	2	2	3	1	0	0	0	0	0	0	4	0	6	0	0
Doherty	.000	1	3	0	0	0	0	0	0	0	0	0	0	0	0	2	0	0
Garrett	.265	23	68	10	18	33	3	0	4	10	1	1	0	9	0	14	3	0
Goodwin	.111	3	9	0	1	1	0	0	0	0	0	0	0	0	0	4	0	0
Harper	.248	57	206	26	51	69	7	1	3	25	2	3	11	23	3	38	16	6
Lahoud	.223	35	103	16	23	39	5	1	3	19	1	1	0	30	2	15	1	0
Llenas	.176	6	17	0	3	4	1	0	0	1	0	0	0	2	0	1	0	0
Jackson	.000	1	1	0	0	0	0	0	0	0	0	0	0	0	0	1	0	0
Meoli	.000	3	0	1	0	0	0	0	0	0	0	0	0	0	0	0	1	0
Nettles	.375	9	8	5	3	4	1	0	0	3	1	1	0	2	0	1	1	0
Ramirez	.000	1	0	0	0	0	0	0	0	0	0	0	0	0	0	0	0	0
Rivers	.000	1	1	1	0	0	0	0	0	0	0	0	0	0	0	0	0	0
Smith	.000	4	0	2	0	0	0	0	0	0	0	0	0	0	0	0	0	0
Stanton	.000	1	0	0	0	0	0	0	0	0	0	0	0	0	0	0	0	0
Sudakis	.118	13	34	3	4	8	1	0	1	4	0	2	1	11	3	8	1	1
Valentine	.294	13	34	3	10	11	1	0	0	4	1	3	1	3	0	2	0	2
TOTALS	.261	161	498	74	130	196	22	2	13	80	6	13	3	90	9	102	24	9

1975 ANGELS PITCHING

PITCHER	W-L	ERA	G	GS	CG	SHO	SV	IP	H	R	ER	HR	HB	BB	IB	SO	WP	BK
Blateric	0-0	6.23	2	0	0	0	0	4.1	9	5	3	0	0	1	0	5	1	0
Brewer	1-0	1.82	21	0	0	0	5	34.2	38	9	7	2	0	11	1	22	2	0
Dobson	0-2	6.75	9	2	0	0	0	28	30	26	21	5	2	13	1	14	4	0
Figueroa	16-13	2.91	33	32	16	2	0	244.2	213	96	79	14	5	84	6	139	5	2
Hassler	3-12	5.94	30	18	6	1	0	133.1	158	94	88	12	6	53	0	82	10	0
Hockenberry	0-5	5.27	16	4	0	0	1	41	48	27	24	3	3	19	2	15	3	0
Hudson	0-1	9.53	3	1	0	0	0	5.2	7	6	6	0	0	4	0	0	0	0
Kirkwood	6-5	3.11	44	2	0	0	7	84	85	38	29	6	0	28	2	49	1	0
Lange	4-6	5.21	30	8	1	0	1	102	119	70	59	12	1	53	3	45	3	1
Monge	0-2	4.18	4	2	2	0	0	23.2	22	12	11	3	1	10	0	17	2	0
Pactwa	1-0	3.86	4	3	0	0	0	16.1	23	7	7	0	0	10	0	3	1	0
Pena	0-2	2.13	7	0	0	0	0	12.2	13	3	3	0	0	8	1	4	1	0
Quintana	0-2	6.43	4	0	0	0	0	7.3	6	5	2	0	0	6	1	5	0	0
Ross	0-1	5.40	1	1	0	0	0	5	6	3	3	1	0	1	1	4	0	0
Ryan	14-12	3.45	28	28	10	5	0	198	152	90	76	13	7	132	0	186	12	0
Scott	4-2	3.29	50	0	0	0	1	68.1	59	34	25	8	1	18	5	31	2	0
Sells	0-0	8.64	4	0	0	0	0	8.1	9	10	8	3	0	8	1	7	1	0
Singer	7-15	4.98	29	27	8	0	1	179	171	107	99	18	6	81	5	78	6	1
Tanana	16-9	2.62	34	33	16	5	0	257.1	211	80	75	21	7	73	6	269	8	1
TOTALS	72-89	3.89	161	161	59	19	16	1453.1	1386	723	628	123	39	613	35	975	62	5

WIN STREAK: 4, May 16-19, June 4-7

LOSING STREAK: 7, June 23-29





CLUB HISTORY

YEAR BY YEAR STATISTICAL REVIEW

1976 ANGELS BATTING

PLAYER	AVG	G	AB	R	H	TB	2B	3B	HR	RBI	SH	SF	HP	BB	IBB	SO	SB	CS
Alvarez	.167	14	42	4	7	14	1	0	2	8	0	0	0	0	0	3	0	0
Bochte	.258	146	466	53	120	145	17	1	2	49	6	5	2	64	11	53	4	5
Bonds	.265	99	378	48	100	146	10	3	10	54	0	5	3	41	6	90	30	15
Briggs	.214	77	248	19	53	73	13	2	1	14	2	2	1	13	3	47	0	3
Chalk	.217	142	438	39	95	111	14	1	0	33	12	3	10	49	3	62	0	0
Collins	.263	99	365	45	96	122	12	1	4	28	7	1	0	40	2	55	32	19
Dade	.111	13	9	2	1	1	0	0	0	1	0	0	0	3	0	3	0	0
Davis	.265	72	219	16	58	72	5	0	3	26	0	2	1	15	3	18	0	1
Easler	.241	21	54	6	13	16	1	1	0	4	1	2	0	2	1	11	1	1
Etchebarren	.227	103	247	15	56	67	9	1	0	21	6	0	4	24	0	37	0	2
Garrett	.125	29	48	4	6	9	3	0	0	3	0	1	0	5	0	16	0	0
Guerrero	.284	83	268	24	76	91	12	0	1	18	5	5	3	7	2	12	0	0
Hampton	.000	3	2	0	0	0	0	0	0	0	0	0	0	0	0	0	0	0
Herrmann	.174	29	46	5	8	17	3	0	2	8	2	1	0	7	2	8	0	0
Humphrey	.245	71	196	17	48	61	10	0	1	19	4	2	5	13	0	30	0	1
Jackson	.227	127	410	44	93	141	18	3	8	40	4	3	7	30	1	58	5	4
Jones	.211	78	166	22	35	59	6	0	6	17	4	2	1	14	3	30	3	0
Lahoud	.177	42	96	8	17	21	4	0	0	4	0	0	2	18	1	16	0	0
Lopez	.000	9	10	1	0	0	0	0	0	0	0	0	0	2	0	3	2	0
Melton	.208	118	341	31	71	112	17	3	6	42	2	3	2	44	2	53	2	6
Miley	.184	14	38	4	7	9	2	0	0	4	1	1	0	4	1	8	1	0
Nordbrook	.000	5	8	1	0	0	0	0	0	0	1	0	0	1	0	3	1	0
Ramirez	.200	30	70	3	14	15	1	0	0	5	7	0	0	6	0	11	3	2
Remy	.263	143	502	64	132	152	14	3	0	28	13	4	0	38	1	43	35	16
Scott	.000	35	0	1	0	0	0	0	0	0	0	0	0	0	0	0	0	0
Smith	.375	13	8	0	3	3	0	0	0	1	0	0	0	0	0	2	0	0
Solaita	.270	63	215	25	58	94	9	0	9	33	1	2	0	34	3	44	1	1
Stanton	.190	93	231	12	44	65	13	1	2	25	5	3	1	24	1	57	2	6
Torres	.205	120	264	37	54	94	16	3	6	27	8	1	0	36	3	39	4	4
TOTALS	.235	162	5385	550	1265	1710	210	23	63	511	92	48	42	534	49	812	126	80

1976 ANGELS DESIGNATED HITTERS

PLAYER	AVG	G	AB	R	H	TB	2B	3B	HR	RBI	SH	SF	HP	BB	IBB	SO	SB	CS
Alvarez	.200	2	5	2	1	4	0	0	1	3	0	0	0	0	0	0	0	0
Bochte	.000	1	1	0	0	0	0	0	0	0	0	0	0	0	0	1	0	0
Bonds	.000	1	3	0	0	0	0	0	0	0	0	0	0	1	0	1	0	0
Briggs	.000	1	0	0	0	0	0	0	0	0	0	0	0	0	0	0	0	0
Collins	.290	22	93	11	27	36	6	0	1	5	1	0	0	3	0	20	8	4
Dade	.000	1	0	0	0	0	0	0	0	0	0	0	0	0	0	0	0	0
Davis	.250	54	200	16	50	64	5	0	3	19	0	1	0	15	3	17	1	1
Easler	.224	16	49	5	11	12	1	0	0	4	1	2	0	2	1	9	1	0
Garrett	.083	4	12	1	1	2	1	0	0	1	0	0	0	2	0	6	0	0
Guerrero	.182	7	22	0	4	5	1	0	0	2	0	1	1	1	0	1	0	0
Jackson	.391	6	23	3	9	12	3	0	0	3	1	0	0	0	0	2	0	1
Jones	.000	2	1	0	0	0	0	0	0	0	1	0	0	0	0	0	0	0
Lahoud	.444	3	9	1	4	6	2	0	0	2	0	0	0	3	0	1	0	0
Lopez	.000	1	0	0	0	0	0	0	0	0	0	0	0	1	0	0	0	0
Melton	.207	51	169	17	35	60	9	2	4	26	1	2	2	25	2	27	1	0
Nordbrook	.000	1	0	0	0	0	0	0	0	0	0	0	0	0	0	0	0	0
Remy	.000	5	0	0	0	0	0	0	0	0	0	0	0	0	0	0	0	1
Smith	.000	1	0	0	0	0	0	0	0	0	0	0	0	0	0	0	0	0
Solaita	.375	7	24	5	9	16	1	0	2	6	0	0	0	5	0	6	0	0
Stanton	.571	4	7	2	4	9	0	1	1	6	1	0	0	0	0	2	0	0
Tanana	.000	1	0	0	0	0	0	0	0	0	0	0	0	0	0	0	0	0
Torres	.000	6	0	3	0	0	0	0	0	0	0	0	0	0	0	0	0	0
TOTALS	.251	162	618	66	155	226	29	3	12	77	6	6	3	58	6	93	12	7

1976 ANGELS PITCHING

PITCHER	W-L	ERA	G	GS	CG	SHO	SV	IP	H	R	ER	HR	HB	BB	IB	SO	WP	BK
Brewer	3-1	2.70	13	0	0	0	2	20	20	7	6	0	0	6	0	16	0	0
Drago	7-8	4.42	43	0	0	0	6	79.1	80	42	39	7	5	31	8	43	3	0
Dunning	0-0	7.50	4	0	0	0	0	6	9	9	5	2	0	6	1	4	0	0
Hartzell	7-4	2.77	37	15	7	2	2	166	166	64	51	6	10	43	5	51	3	0
Hassler	0-6	5.13	14	4	0	0	0	47.1	50	31	27	3	0	17	2	16	1	0
Kirkwood	6-12	4.62	28	26	4	0	0	157.2	167	91	81	12	1	57	9	78	4	0
Monge	6-7	3.37	32	13	2	0	0	117.2	108	50	44	10	1	49	0	53	4	0
Overy	0-2	6.14	5	0	0	0	0	7.1	6	5	5	1	1	3	1	8	0	0
Ross	8-16	3.00	34	31	7	2	0	225	224	89	75	12	5	58	5	100	0	0
Ryan	17-18	3.36	39	39	21	7	★	284.1	193	117	106	13	5	183★	2	327★	5	2
Scott	3-0	3.23	33	0	0	0	3	39	47	17	14	3	0	12	4	10	1	0
Tanana	19-10	2.43	34	34	23	2	0	288.1	212	88	78	24	9	73	5	261	5	0
Verhoeven	0-2	3.38	21	0	0	0	4	37.1	35	15	14	2	0	14	8	23	1	0
Wheelock	0-0	27.00	2	0	0	0	0	2	6	6	6	0	1	1	0	2	0	0
TOTALS	76-86	3.36	162	162	64	15	17	1477.1	1323	631	551	95	38	553	50	992	27	2

WIN STREAK: 4, four times

LOSING STREAK: 6, Apr. 21-30

CLUB HISTORY

YEAR BY YEAR STATISTICAL REVIEW



1977 ANGELS BATTING

PLAYER	AVG	G	AB	R	H	TB	2B	3B	HR	RBI	SH	SF	HP	BB	IBB	SO	SB	CS
Aikens	.198	42	91	5	18	22	4	0	0	6	0	0	0	10	2	23	1	2
Baylor	.251	154	561	87	141	243	27	0	25	75	2	8	12	62	7	76	26	12
Bochte	.290	25	100	12	29	39	4	0	2	8	1	0	0	7	0	4	3	2
Bonds	.264	158	592	103	156	308	23	9	37	115	1	10	2	74	5	141	41	18
Bosley	.297	58	212	19	63	77	10	2	0	19	4	2	1	16	0	32	5	4
Briggs	.162	59	74	6	12	17	2	0	1	4	0	1	0	8	1	14	0	0
Chalk	.277	149	519	58	144	184	27	2	3	45	9	6	5	52	2	69	12	8
Etchebarren	.254	80	114	11	29	35	2	2	0	14	3	2	0	12	0	19	3	1
Flores	.278	104	342	41	95	125	19	4	1	26	6	0	1	23	2	39	12	10
Goodwin	.209	35	91	5	19	30	6	1	1	8	0	0	0	5	1	19	0	0
Grich	.243	52	181	24	44	71	6	0	7	23	3	3	1	37	4	40	6	6
Guerrero	.283	86	244	17	69	84	8	2	1	28	2	2	0	4	1	16	0	0
Hampton	.295	52	44	5	13	23	1	0	3	9	0	0	1	2	0	10	0	0
Humphrey	.227	123	304	17	69	86	11	0	2	34	7	3	4	21	0	58	1	1
Jackson	.243	106	292	38	71	114	15	2	8	28	3	2	1	24	2	42	3	2
Jones	.176	14	17	3	3	6	0	0	1	3	0	1	0	4	0	5	0	0
Kingman	.194	10	36	4	7	15	2	0	2	4	1	0	1	1	0	16	0	0
Landreaux	.250	23	76	6	19	26	5	1	0	5	0	0	0	5	1	15	1	1
May	.333	11	18	0	6	6	0	0	0	1	0	0	0	5	0	1	0	0
Mulliniks	.269	78	271	36	73	99	13	2	3	21	8	0	1	23	2	36	1	1
Nolan	.000	6	0	1	0	0	0	0	0	0	0	0	0	0	0	0	0	0
Ramirez	.077	25	13	6	1	1	0	0	0	0	0	0	0	0	0	3	1	0
Remy	.252	154	575	74	145	196	19	10	4	44	19	4	2	59	2	59	41	17
Rudi	.264	64	242	48	64	120	13	2	13	53	2	2	4	22	4	48	1	0
Solaíta	.241	116	324	40	78	135	15	0	14	53	2	4	0	56	6	77	1	3
Torres	.156	58	77	9	12	24	1	1	3	10	1	1	0	10	0	18	0	1
TOTALS	.255	162	5410	675	1380	2086	233	40	131	636	74	51	36	542	42	880	159	89

1977 ANGELS DESIGNATED HITTERS

PLAYER	AVG	G	AB	R	H	TB	2B	3B	HR	RBI	SH	SF	HP	BB	IBB	SO	SB	CS
Aikens	.222	13	36	5	8	9	1	0	0	1	0	0	0	5	1	11	1	0
Baylor	.259	61	220	42	57	108	15	0	12	34	1	3	3	36	3	31	12	7
Bochte	.800	1	5	0	4	5	1	0	0	0	0	0	0	0	0	0	0	1
Bonds	.217	18	69	10	15	31	2	1	4	11	0	0	0	8	0	19	5	2
Flores	.313	8	16	4	5	6	1	0	0	1	0	0	0	3	1	3	1	2
Goodwin	.228	23	79	5	18	29	6	1	1	8	0	0	0	5	1	14	0	0
Guerrero	.227	19	66	5	15	21	1	1	1	8	0	1	0	3	1	5	0	0
Hampton	.000	2	4	0	0	0	0	0	0	0	0	0	0	0	0	1	0	0
Jackson	.208	20	53	6	11	16	2	0	1	3	1	0	0	9	2	7	1	0
Jones	.167	6	12	3	2	5	0	0	1	2	0	0	0	3	0	3	0	0
May	.000	1	3	0	0	0	0	0	0	0	0	0	0	1	0	0	0	0
Ramirez	.000	1	0	0	0	0	0	0	0	0	0	0	0	0	0	0	0	0
Rudi	.222	3	9	1	2	6	1	0	1	1	0	0	0	0	0	5	0	0
Solaíta	.300	6	20	2	6	9	0	0	1	4	1	0	0	0	0	5	0	0
TOTALS	.242	162	592	83	143	245	30	3	22	73	3	4	3	73	9	104	20	12

1977 ANGELS PITCHING

PITCHER	W-L	ERA	G	GS	CG	SHO	SV	IP	H	R	ER	HR	HB	BB	IB	SO	WP	BK
Barlow	4-2	4.58	20	1	0	0	1	59	53	33	30	3	4	27	6	25	1	1
Brett	7-10	4.25	21	21	5	0	0	142	157	73	67	15	3	38	0	41	4	1
Caneira	2-2	4.08	6	4	0	0	0	28.2	27	15	13	5	0	16	2	17	1	1
Cuellar	0-1	18.90	2	1	0	0	0	3.1	9	7	7	2	0	3	1	3	0	0
Drago	0-1	3.00	13	0	0	0	2	21	22	8	7	3	0	3	2	15	1	0
Hartzell	8-12	3.57	41	23	6	0	4	189.1	200	92	75	14	4	38	6	79	5	1
Kirkwood	1-0	5.09	13	0	0	0	1	17.2	20	12	10	3	0	9	3	10	1	0
Kuhualua	0-0	15.63	3	1	0	0	0	6.1	15	11	11	1	0	7	0	3	2	0
LaRoche	6-5	3.10	46	0	0	0	13	81.1	64	31	28	8	2	37	8	61	0	0
Miller	4-4	3.02	41	0	0	0	4	92.1	81	35	31	10	0	30	7	49	2	0
Monge	0-1	2.92	4	0	0	0	1	12.1	14	6	4	2	0	6	0	4	0	0
Moore	0-2	3.97	7	3	0	0	0	22.2	28	19	10	7	3	10	1	14	0	0
Nolan	0-3	8.84	5	5	0	0	0	18.1	31	19	18	5	0	2	0	4	0	0
Ross	2-4	5.55	14	12	0	0	0	58.1	83	41	36	10	2	11	1	30	2	0
Ryan	19-16	2.77	37	37	22*	4	0	299	198	110	92	12	9	204*	7	341*	21*	3
Scott	0-2	5.63	12	0	0	0	0	16	19	16	10	1	0	4	2	5	0	0
Simpson	6-12	5.83	27	23	0	0	0	122	154	90	79	14	7	62	3	55	8	0
Tanana	15-9	2.54	31	31	20	7	0	241.1	201	72	68	19	12	61	2	205	8	1
Verhoeven	0-2	3.86	3	1	0	0	0	4.2	4	3	2	0	1	4	1	3	0	0
Walker	0-0	9.00	1	0	0	0	0	2	3	2	2	2	0	0	1	0	0	0
TOTALS	74-88	3.76	162	162	53	13	26	1437.2	1383	695	600	136	47	572	52	965	56	8

WIN STREAK: 4, Apr. 28-May 1

LOSING STREAK: 6, Sept. 21-27

CLUB HISTORY





CLUB HISTORY

YEAR BY YEAR STATISTICAL REVIEW

1978 ANGELS BATTING

PLAYER	AVG	G	AB	R	H	TB	2B	3B	HR	RBI	SH	SF	HP	BB	IBB	SO	SB	CS
Anderson	.194	48	108	6	21	28	7	0	0	7	7	1	0	11	1	16	0	0
Baylor	.255	158	591	103	151	279	26	0	34	99	0	12	18	56	9	71	22	9
Bostock	.296	147	568	74	168	215	24	4	5	71	4	4	2	59	8	36	15	12
Chalk	.253	135	470	42	119	134	12	0	1	34	11	1	7	38	0	34	5	8
Downing	.255	133	412	42	105	141	15	0	7	46	4	2	6	52	2	47	3	2
Fairly	.217	91	235	23	51	86	5	0	10	40	2	5	1	25	2	31	0	1
Goodwin	.276	24	58	9	16	27	5	0	2	10	0	1	0	10	0	13	0	0
Grich	.251	144	487	68	122	160	16	2	6	42	19	3	7	75	1	83	4	3
Hampton	.214	19	14	2	3	8	0	1	1	4	0	0	0	2	0	7	1	0
Humphrey	.219	53	114	11	25	34	4	1	1	9	2	3	2	6	0	12	0	1
Jackson	.297	105	387	49	115	163	18	6	6	57	2	4	9	16	1	31	2	3
Landreaux	.223	93	260	37	58	90	7	5	5	23	1	0	2	20	4	20	7	3
Lansford	.294	121	453	63	133	184	23	2	8	52	5	7	4	31	2	67	20	9
Machemer	.273	10	22	6	6	10	1	0	1	2	1	0	0	2	0	1	0	1
Miller	.263	132	475	66	125	161	25	4	1	37	10	4	4	54	1	70	3	13
Mulliniks	.185	50	119	6	22	30	3	1	1	6	0	2	1	8	0	23	2	0
Rettenmund	.269	50	108	16	29	39	5	1	1	14	1	1	2	30	0	13	0	3
Rudi	.256	133	497	58	127	207	27	1	17	79	3	6	2	28	4	82	2	1
Solaíta	.223	60	94	10	21	27	3	0	1	14	0	0	0	16	3	25	0	0
TOTALS	.259	162	5472	691	1417	2023	226	28	108	646	72	56	67	539	38	682	86	69

1978 ANGELS DESIGNATED HITTERS

PLAYER	AVG	G	AB	R	H	TB	2B	3B	HR	RBI	SH	SF	HP	BB	IBB	SO	SB	CS
Baylor	.249	102	386	65	96	174	18	0	20	64	0	8	9	35	6	52	12	5
Bostock	.250	1	4	0	1	1	0	0	0	0	0	0	0	0	0	0	0	0
Chalk	.000	1	0	0	0	0	0	0	0	0	1	0	0	0	0	0	0	0
Downing	.167	2	6	1	1	4	0	0	1	1	0	0	0	2	0	2	0	0
Fairly	.231	5	13	2	3	9	0	0	2	5	0	0	0	1	0	2	0	0
Goodwin	.275	15	51	8	14	24	4	0	2	9	0	1	0	9	0	11	0	0
Hampton	.250	4	8	1	2	5	0	0	1	2	0	0	0	2	0	5	1	0
Jackson	.000	1	0	0	0	0	0	0	0	0	0	0	1	0	0	0	0	0
Landreaux	.000	1	0	0	0	0	0	0	0	0	0	0	0	0	0	0	0	0
Lansford	.400	1	5	1	2	5	0	0	1	1	0	0	0	0	0	0	0	0
Mulliniks	.000	2	0	2	0	0	0	0	0	0	0	0	0	0	0	0	0	0
Rettenmund	.255	18	47	8	12	15	1	1	0	4	1	0	1	12	0	5	0	1
Rudi	.095	11	42	0	4	4	0	0	0	0	0	0	0	3	0	14	0	0
Solaíta	.238	18	42	8	10	15	2	0	1	6	0	0	0	7	2	12	0	0
TOTALS	.240	162	604	96	145	256	25	1	28	92	2	9	11	71	8	103	13	6

1978 ANGELS PITCHING

PITCHER	W-L	ERA	G	GS	CG	SHO	SV	IP	H	R	ER	HR	HB	BB	IB	SO	WP	BK
Aase	11-8	4.03	29	29	6	1	0	178.2	185	88	80	14	2	80	4	93	3	0
Barlow	0-0	4.50	1	0	0	0	0	2	3	1	1	0	0	0	0	1	0	0
Brett	3-5	4.95	31	10	1	1	1	100	100	60	55	12	1	42	5	43	1	2
Caneira	0-0	7.04	2	2	0	0	0	7.2	8	6	6	2	0	3	0	0	0	0
Fitzmorris	1-0	1.71	9	2	0	0	0	31.2	26	9	6	2	0	14	3	8	0	0
Frost	5-4	2.58	11	10	2	1	0	80.1	71	24	23	6	2	24	3	30	3	0
Griffin	3-4	4.02	24	4	0	0	0	56	63	39	25	8	1	31	2	35	2	0
Hartzell	6-10	3.44	54	12	5	0	6	157	168	67	60	8	5	41	9	55	5	1
Knapp	14-8	4.21	30	29	6	0	0	188.1	178	94	88	25	2	67	6	126	3	0
LaRoche	10-9	2.82	59	0	0	0	25	95.2	73	35	30	7	2	48	11	70	0	0
Miller	6-2	2.66	41	0	0	0	1	84.2	85	29	25	3	5	41	3	34	1	1
Ryan	10-13	3.72	31	31	14	3	0	234.2	183	106	97	12	3	148★	7	260★	13★	2
Tanana	18-12	3.65	33	33	10	4	0	239	239	108	97	26	9	60	7	137	5	8
TOTALS	87-75	3.65	162	162	44	13	33	1455.2	1382	666	590	125	32	599	60	892	36	14

WIN STREAK: 4, seven times

LOSING STREAK: 7, May 27-June 3



CLUB HISTORY

YEAR BY YEAR STATISTICAL REVIEW



1979 ANGELS BATTING

PLAYER	AVG	G	AB	R	H	TB	2B	3B	HR	RBI	SH	SF	HP	BB	IBB	SO	SB	CS
Aikens	.280	116	379	59	106	187	18	0	21	81	0	6	1	61	8	79	1	3
Anderson	.248	96	234	33	58	82	13	1	3	23	9	3	1	17	0	31	3	2
Baylor	.296	162	628	120	186	333	33	3	36	139	0	12	11	71	6	51	22	12
Campaneris	.234	85	239	27	56	68	4	4	0	15	11	2	2	19	0	32	12	4
Carew	.318	110	409	78	130	160	15	3	3	44	8	3	0	73	7	46	18	8
Clark	.296	19	54	8	16	25	2	2	1	5	1	0	0	5	0	11	1	1
Davis	.250	43	56	9	14	18	2	1	0	2	1	0	0	4	0	7	1	0
Donohue	.224	38	107	13	24	38	3	1	3	14	1	0	2	3	0	29	2	0
Downing	.326	148	509	87	166	235	27	3	12	75	3	2	5	77	4	57	3	3
Ford	.290	142	569	100	165	264	26	5	21	101	3	13	3	40	0	86	8	5
Garr	.125	6	24	0	3	3	0	0	0	0	0	0	0	0	0	3	0	0
Grich	.294	153	534	78	157	287	30	5	30	101	12	2	2	59	10	84	1	0
Hampton	.400	4	5	0	2	2	0	0	0	0	0	0	0	0	0	1	0	0
Harlow	.233	62	159	22	37	49	8	2	0	14	1	0	2	25	0	34	1	3
Harper	.000	1	2	0	0	0	0	0	0	0	0	0	0	0	0	1	0	0
Harris	.000	1	2	0	0	0	0	0	0	0	0	0	0	0	0	0	0	0
Humphrey	.059	9	17	2	1	1	0	0	0	0	1	0	0	1	0	2	0	0
Lansford	.287	157	654	114	188	285	30	5	19	79	12	4	3	39	2	115	20	8
Miller, R.	.293	120	427	60	125	156	15	5	2	28	9	1	1	50	1	69	5	4
Mullinix	.147	22	68	7	10	13	0	0	1	8	0	5	1	4	0	14	0	0
Ramirez	.000	13	12	1	0	0	0	0	0	1	0	1	1	0	0	6	1	0
Rettenmund	.263	35	76	7	20	25	2	0	1	10	1	1	1	11	1	14	1	0
Rudi	.242	90	300	35	80	130	11	3	11	61	4	2	1	24	3	61	0	0
Thon	.339	35	56	6	19	22	3	0	0	8	1	0	0	5	0	10	0	0
TOTALS	.282	162	5550	866	1563	2383	242	43	164	808	79	56	37	589	42	843	100	53

1979 ANGELS DESIGNATED HITTERS

PLAYER	AVG	G	AB	R	H	TB	2B	3B	HR	RBI	SH	SF	HP	BB	IBB	SO	SB	CS
Aikens	.295	51	173	26	51	90	9	0	10	36	0	2	0	28	6	33	0	1
Baylor	.349	65	252	57	88	167	11	1	22	73	0	4	2	35	1	17	9	5
Campaneris	.000	1	0	0	0	0	0	0	0	0	0	0	0	0	0	0	1	0
Carew	.273	6	22	5	6	11	2	0	1	2	0	0	0	4	1	3	3	0
Davis	.400	6	20	6	8	10	2	0	0	1	1	0	0	0	0	4	0	0
Downing	.415	18	65	11	27	41	5	0	3	18	1	0	0	6	1	7	0	0
Garr	.125	6	24	0	3	3	0	0	0	0	0	0	0	0	0	3	0	0
Harper	.000	1	2	0	0	0	0	0	0	0	0	0	0	0	0	1	0	0
Miller, R.	.000	2	1	0	0	0	0	0	0	0	0	0	0	0	0	1	0	0
Rettenmund	.283	17	46	5	13	18	2	0	1	4	0	1	1	7	0	10	1	0
Rudi	.000	3	11	0	0	0	0	0	0	0	0	0	0	0	0	3	0	0
TOTALS	.318	162	616	110	196	340	31	1	37	134	2	7	3	80	9	82	14	6

1979 ANGELS PITCHING

PITCHER	W-L	ERA	G	GS	CG	SHO	SV	IP	H	R	ER	HR	HB	BB	IB	SO	WP	BK
Aase	9-10	4.81	37	28	7	1	2	185.1	200	104	99	19	1	77	7	96	5	0
Barlow	1-1	5.13	35	0	0	0	0	86	106	54	49	8	4	30	2	33	6	0
Barr	10-12	4.20	36	25	5	0	0	197	217	100	92	22	3	55	5	69	2	1
Botting	2-0	8.80	12	1	0	0	0	29.2	46	30	29	6	1	15	1	22	4	1
Clear	11-5	3.63	52	0	0	0	14	109	87	48	44	6	3	68	5	98	9	1
Eddy	1-1	4.73	7	4	0	0	0	32.1	36	19	17	1	2	20	0	7	0	0
Ferris	0-0	1.50	2	0	0	0	0	6	5	2	1	1	0	3	1	2	1	0
Frost	16-10	3.57	36	33	12	2	1	239.1	226	108	95	17	5	77	4	107	5	0
Knapp	5-5	5.51	20	18	3	0	0	98	109	73	60	8	2	35	1	36	2	0
LaRoche	7-11	5.57	53	1	0	0	10	85.2	107	54	53	13	2	32	4	59	0	1
Miller, D.	1-0	3.31	14	1	0	0	0	35.1	44	14	13	2	2	13	0	16	1	0
Montague	2-0	5.09	14	0	0	0	6	17.2	16	12	10	3	0	9	0	6	2	0
Ryan	16-14	3.60	34	34	17	5★	0	222.2	169	104	89	15	6	114	3	223★	9	0
Schuler	0-0	10.80	1	0	0	0	0	1.2	2	2	2	1	0	0	0	1	0	0
Tanana	7-5	3.89	18	17	2	1	0	90.1	93	44	39	9	2	25	0	46	6	1
TOTALS	88-74	4.34	162	162	46	9	33	1436	1463	768	692	131	33	573	33	820	53	5

WIN STREAK: 10, Apr. 11-21

LOSING STREAK: 7, June 21-28





CLUB HISTORY

YEAR BY YEAR STATISTICAL REVIEW

1980 ANGELS BATTING

PLAYER	AVG	G	AB	R	H	TB	2B	3B	HR	RBI	SH	SF	HP	BB	IBB	SO	SB	CS
Baylor	.250	90	340	39	85	116	12	2	5	51	4	0	11	24	4	4	6	6
Campaneris	.252	77	210	32	53	69	8	1	2	18	7	2	1	14	0	33	10	5
Carew	.331	144	540	74	179	236	34	7	3	59	9	3	1	59	7	38	23	15
Clark	.230	78	261	26	60	87	10	1	5	23	1	0	2	11	0	42	0	1
Cliburn	.179	54	56	7	10	18	2	0	2	6	0	1	0	3	0	9	0	0
Cowens	.227	34	119	11	27	35	5	0	1	17	0	0	1	12	1	21	1	2
Cruz	.275	18	40	5	11	17	3	0	1	5	0	0	0	5	1	8	0	0
Donohue	.188	84	218	18	41	53	4	1	2	14	3	1	1	7	0	63	5	1
Downing	.290	30	93	5	27	39	6	0	2	25	1	2	0	12	1	12	0	2
Ford	.279	65	226	22	63	95	11	0	7	26	1	1	2	19	1	45	0	1
Garr	.190	21	42	5	8	9	1	0	0	3	0	0	0	4	2	6	0	0
Grich	.271	150	498	60	135	203	22	2	14	62	5	5	4	84	2	108	3	7
Harlow	.276	109	301	47	83	116	13	4	4	27	4	1	1	48	1	61	3	2
Harris	.293	19	41	8	12	23	5	0	2	7	0	1	0	7	0	4	0	1
Kubski	.254	22	63	11	16	19	3	0	0	6	0	0	0	6	0	10	1	1
Lansford	.261	151	602	87	157	235	27	3	15	80	7	11★	0	50	2	93	14	5
Miller	.274	129	412	52	113	139	14	3	2	38	6	3	1	48	4	71	7	3
Patek	.264	86	273	41	72	107	10	5	5	34	8	2	1	15	1	26	7	6
Rettenmund	.250	2	4	0	1	1	0	0	0	0	0	0	0	1	0	1	0	0
Rudi	.237	104	372	42	88	155	17	1	16	53	2	3	5	17	2	84	1	0
Skaggs	.197	24	66	7	13	16	0	0	1	9	1	1	0	9	0	13	0	0
Thompson	.317	102	312	59	99	164	14	0	17	70	2	3	0	70	9	60	2	0
Thon	.255	80	267	32	68	84	12	2	0	15	5	2	1	10	0	28	7	5
Whitmer	.241	48	87	8	21	24	3	0	0	7	9	2	0	4	0	21	1	0
TOTALS	.265	160	5443	698	1442	2060	236	32	106	655	75	44	32	539	38	889	91	63

1980 ANGELS DESIGNATED HITTERS

PLAYER	AVG	G	AB	R	H	TB	2B	3B	HR	RBI	SH	SF	HP	BB	IBB	SO	SB	CS
Baylor	.223	36	130	14	29	37	5	0	1	18	0	3	4	13	3	14	1	4
Campaneris	1.000	1	1	1	1	1	0	0	0	0	0	0	0	0	0	0	0	1
Carew	.362	32	127	20	46	59	8	1	1	16	1	2	1	13	0	5	4	2
Cowens	1.000	1	1	1	1	4	0	0	1	3	0	0	0	0	0	0	0	0
Downing	.357	13	42	2	15	21	3	0	1	14	0	2	0	5	0	3	0	1
Ford	.276	15	58	5	16	19	3	0	0	5	0	1	1	7	0	11	0	1
Garr	.241	8	29	4	7	8	1	0	0	2	0	0	0	2	2	4	0	0
Harlow	1.000	1	1	1	1	2	1	0	0	1	0	0	0	0	0	0	0	0
Rettenmund	.333	1	3	0	1	1	0	0	0	0	0	0	0	1	0	1	0	0
Rudi	.182	3	11	0	2	3	1	0	0	1	0	0	1	1	0	3	0	0
Thompson	.351	45	148	34	52	89	4	0	11	36	0	2	0	31	4	28	2	0
Thon	.310	15	58	6	18	23	3	1	0	5	0	1	0	1	0	5	1	2
TOTALS	.310	160	609	88	189	267	29	2	15	101	1	11	7	74	9	74	8	11

1980 ANGELS PITCHING

PITCHER	W-L	ERA	G	GS	CG	SHO	SV	IP	H	R	ER	HR	HB	BB	IB	SO	WP	BK
Aase	8-13	4.06	40	21	5	1	2	175	193	83	79	13	1	66	3	74	2	1
Barr	1-4	5.56	24	7	0	0	1	68	90	43	42	12	3	23	2	22	2	0
Botting	0-3	5.81	6	6	0	0	0	26.1	40	20	17	1	0	13	0	12	2	0
Clear	11-11	3.30	58	0	0	0	9	106.1	82	51	39	2	5	65	9	105	4	0
Dorsey	1-2	9.19	4	4	0	0	0	15.2	25	16	16	2	1	8	0	8	0	0
Ferris	0-2	5.87	5	3	0	0	0	15.1	23	13	10	2	0	9	0	4	1	0
Frost	4-8	5.29	15	15	2	0	0	78.1	97	53	46	8	2	21	1	28	3	0
Halicki	3-1	4.84	10	6	0	0	0	35.1	39	22	19	5	0	11	0	16	1	0
Hassler	5-1	2.49	41	0	0	0	10	83	67	25	23	8	1	37	8	75	1	0
Kison	3-6	4.91	13	13	2	1	0	73.1	73	46	40	5	3	32	2	28	0	2
Knapp	2-11	6.14	32	20	1	0	1	117.1	133	83	80	18	8	51	1	46	4	1
LaRoche	3-5	4.08	52	9	1	0	4	128	122	62	58	14	3	39	3	89	0	1
Lemanczyk	2-4	4.32	21	2	0	0	0	66.2	81	40	32	8	2	27	2	19	2	2
Martinez	7-9	4.52	30	23	4	1	0	149.1	150	81	75	14	1	59	2	57	5	0
Montague	4-2	5.13	37	0	0	0	3	73.2	97	47	42	8	1	21	1	22	2	0
Schuler	0-1	3.55	8	0	0	0	0	12.2	13	5	5	3	0	2	1	7	0	0
Tanana	11-12	4.15	32	31	7	0	0	204	223	107	94	18	8	45	0	113	3	1
TOTALS	65-95	4.52	160	160	22	6	30	1428.1	1548	797	717	141	39	529	35	725	32	8

WIN STREAK: 6, Aug. 4-9

LOSING STREAK: 9, June 11-19

CLUB HISTORY

YEAR BY YEAR STATISTICAL REVIEW



1981 ANGELS BATTING

PLAYER	AVG	G	AB	R	H	TB	2B	3B	HR	RBI	SH	SF	HP	BB	IBB	SO	SB	CS
Baylor	.239	103	377	52	90	161	18	1	17	66	0	6	7	42	1	51	3	3
Beniquez	.181	58	166	18	30	44	5	0	3	13	4	1	1	15	0	16	2	1
Brunansky	.152	11	33	7	5	14	0	0	3	6	0	0	0	8	0	10	1	0
Burleson	.293	109★	430	53	126	160	17	1	5	33	11	4	3	42	2	38	4	6
Campaneris	.256	55	82	11	21	28	2	1	1	10	3	1	0	5	0	10	5	2
Carew	.305	93	364	57	111	136	17	1	2	21	10	2	0	45	7	45	16	9
Clark	.250	34	88	12	22	38	2	1	4	19	0	0	0	7	0	18	0	0
Davis	.000	1	2	0	0	0	0	0	0	0	0	0	0	0	0	0	0	0
Downing	.249	93	317	47	79	120	14	0	9	41	3	0	4	46	1	35	1	1
Ferguson	.233	12	30	5	7	11	1	0	1	5	1	1	0	9	0	8	0	0
Ford	.277	97	375	53	104	165	14	1	15	48	5	1	5	23	3	71	2	2
Grich	.304	100	352	56	107	191	14	2	22★	61	5	3	4	40	4	71	2	4
Harlow	.207	43	82	13	17	18	1	0	0	4	2	0	0	16	0	25	1	1
Harper	.273	4	11	1	3	3	0	0	0	1	0	1	0	0	0	1	0	0
Harris	.247	36	77	5	19	31	3	0	3	9	0	0	0	3	0	11	0	0
Hobson	.235	85	268	27	63	90	7	4	4	36	2	4	1	35	0	60	1	1
Lubratich	.143	7	21	2	3	4	1	0	0	1	0	0	0	0	2	1	0	0
Lynn	.219	76	256	28	56	81	8	1	5	31	1	4	3	38	4	42	1	2
Ott	.217	75	258	20	56	72	8	1	2	22	4	2	1	17	1	42	2	1
Patek	.234	27	47	3	11	14	1	1	0	5	0	0	0	1	0	6	1	0
Sconiers	.269	15	52	6	14	20	1	1	1	7	0	0	0	1	0	10	0	0
TOTALS	.256	110	3688	476	944	1401	134	16	97	439	51	30	29	393	23	571	44	33
OPP.	.261	110	3675	453	958	1394	157	18	81	426	36	34	21	323	—	—	73	—

1981 ANGELS DESIGNATED HITTERS

PLAYER	AVG	G	AB	R	H	TB	2B	3B	HR	RBI	SH	SF	HP	BB	IBB	SO	SB	CS
Baylor	.233	97	356	51	83	153	17	1	17	64	0	6	7	41	1	48	3	3
Beniquez	.000	1	3	0	0	0	0	0	0	0	0	0	0	0	0	0	0	0
Carew	.250	2	4	1	1	1	0	0	0	0	0	0	0	1	0	0	1	0
Downing	.222	5	18	1	4	4	0	0	0	2	0	0	0	3	0	0	0	0
Harper	.000	1	3	0	0	0	0	0	0	0	0	0	0	0	0	0	0	0
Harris	.000	1	3	0	0	0	0	0	0	0	0	0	0	0	0	0	0	0
Hobson	.143	2	7	0	1	1	0	0	0	1	0	0	0	2	0	1	0	0
Sconiers	.462	3	13	2	6	11	0	1	1	5	0	0	0	0	0	3	0	0
TOTALS	.233	110	407	55	95	170	17	2	18	72	0	6	7	47	1	52	4	3

1981 ANGELS PITCHING

PITCHER	W-L	ERA	G	GS	CG	SHO	SV	IP	H	R	ER	HR	HB	BB	IB	SO	WP	BK
Aase	4-4	2.34	39	0	0	0	11	65.1	56	17	17	4	0	24	2	38	2	0
D'Acquisto	0-0	10.71	6	0	0	0	0	19.1	26	24	23	2	1	12	0	8	1	0
Forsch	11-7	2.88	20	20	10	4★	0	153	143	54	49	7	4	27	2	55	0	0
Frost	1-8	5.51	12	9	0	0	0	47.1	44	30	29	3	1	19	0	16	1	0
Hassler	4-3	3.21	42	0	0	0	5	75.2	72	29	27	8	0	33	8	44	3	0
Jefferson	2-4	3.62	26	5	0	0	0	77	80	39	31	4	2	24	4	27	4	3
Kison	1-1	3.48	11	4	0	0	0	44	40	18	17	8	0	14	1	19	1	0
Mahler	0-0	0.00	6	0	0	0	0	6.1	1	0	0	0	0	2	0	5	0	0
Martinez	0-0	3.00	2	0	0	2	0	6	5	2	2	1	0	3	0	4	0	0
Moreno	1-3	2.87	8	4	1	0	0	31.1	27	10	10	2	0	14	0	12	1	0
Rau	1-2	8.71	3	3	0	0	0	10.1	14	10	10	2	0	4	0	3	0	0
Renko	8-4	3.44	22	15	0	0	1	102	93	40	39	7	1	42	1	50	0	0
Sanchez	0-2	2.94	17	0	0	0	2	33.2	39	16	11	4	1	11	0	13	1	0
Travers	0-1	8.38	4	4	0	0	0	9.2	14	11	9	2	0	4	0	5	0	0
Witt	8-9	3.21	22	21	7	1	0	129	123	60	47	9	11★	47	4	75	2	0
Zahn	10-11	4.41	25	25	9	0	0	161.1	181	93★	79★	18★	0	43	2	52	2	2
TOTALS	51-59	3.71	110	110	27	8	19	971.1	958	453	400	81	21	323	24	426	18	5
OPP.	59-51	3.83	110	110	33	4	22	976.2	944	476	416	97	29	393	—	571	31	6

WIN STREAK: 5, May 9-14

LOSING STREAK: 8, Sept. 5-12

CLUB HISTORY





CLUB HISTORY

YEAR BY YEAR STATISTICAL REVIEW

1982 ANGELS BATTING

PLAYER	AVG	G	AB	R	H	TB	2B	3B	HR	RBI	SH	SF	HP	BB	IBB	SO	SB	CS
Adams	.143	8	14	1	2	2	0	0	0	1	0	1	0	0	2	1	0	0
Bayler	.263	157	608	80	160	258	24	1	24	93	0	8	7	57	7	69	10	4
Beniquez	.265	112	196	25	52	76	11	2	3	24	16	0	1	15	1	21	3	0
Boone	.256	143	472	42	121	159	17	0	7	58	23	5	0	39	2	34	0	2
Burleson	.156	11	45	4	7	8	1	0	0	2	2	0	0	6	2	3	0	0
Carew	.319	138	523	88	167	211	25	5	3	44	16	4	2	67	5	49	10	17
Clark	.211	102	90	11	19	26	1	0	2	8	2	1	0	0	0	29	1	0
DeCinces	.301	153	575	94	173	315	42	5	30	97	4	9	1	66	7	80	7	5
Downing	.281	158	623	109	175	300	37	2	28	84	3	8	5	86	1	58	2	1
Ferguson	.226	36	84	10	19	30	2	0	3	8	1	0	0	12	0	19	0	0
Foli	.252	150	480	46	121	148	14	2	3	56	26★	6	2	14	1	22	2	4
Grich	.261	145	506	74	132	227	28	5	19	65	6	3	8	82	3	109	3	3
Jackson, Re.	.275	153	530	92	146	282	17	1	39★	101	0	4	2	85	12	156★	4	5
Jackson, Ro.	.331	53	142	15	47	59	6	0	2	19	4	1	2	10	0	12	0	1
Kelleher	.163	34	49	9	8	9	1	0	0	1	3	0	1	5	0	5	1	1
Lynn	.299	138	472	89	141	244	38	1	21	86	5	7	3	58	4	72	7	8
Moreno	.000	11	3	3	0	0	0	0	0	0	0	0	0	2	0	0	0	2
Pettis	.200	10	5	5	1	4	0	0	1	1	0	0	0	0	0	2	0	0
Sconiers	.154	12	13	0	2	2	0	0	0	2	0	0	0	2	0	1	0	0
Wilfong	.245	55	102	17	25	36	4	2	1	11	2	0	0	7	1	17	4	0
TOTALS	.274	162	5532	814	1518	2396	268	26	186	760	114	56	35	613	46	760	55	53
OPP.	.259	162	5555	670	1436	2148	250	45	124	640	47	32	42	482	—	—	66	—

1982 ANGELS DESIGNATED HITTERS

PLAYER	AVG	G	AB	R	H	TB	2B	3B	HR	RBI	SH	SF	HP	BB	IBB	SO	SB	CS
Bayler	.263	155	608	79	160	258	24	1	24	93	0	8	7	55	7	69	10	4
Grich	.000	1	4	0	0	0	0	0	0	0	0	0	0	0	0	1	0	0
Jackson, Re.	.238	5	21	5	5	15	1	0	3	10	0	0	0	3	0	5	0	0
Moreno	.000	1	0	0	0	0	0	0	0	0	0	0	0	1	0	0	0	0
Sconiers	.000	1	1	0	0	0	0	0	0	0	0	0	0	0	0	0	0	0
Wilfong	.333	1	3	1	1	1	0	0	0	0	0	0	0	2	0	0	0	0
TOTALS	.261	162	637	85	166	274	25	1	27	103	0	8	7	61	7	75	10	4

1982 ANGELS PITCHING

PITCHER	W-L	ERA	G	GS	CG	SHO	SV	IP	H	R	ER	HR	HB	BB	IB	SO	WP	BK
Aase	3-3	3.46	24	0	0	0	4	52	45	20	20	5	0	23	2	40	2	0
Bahnsen	0-1	4.66	7	0	0	0	0	9.2	13	6	5	0	0	8	1	5	0	0
Corbett	1-7	5.05	33	0	0	0	8	57	46	32	32	8	0	25	5	37	2	1
Curtis	0-1	6.00	8	0	0	0	1	12	16	8	8	0	0	3	2	10	2	0
Forsch	13-11	3.87	37	35	12	4	0	228	108	98	25	11	57	2	73	1	0	0
Goltz	8-5	4.08	28	7	1	0	3	86	82	43	39	4	1	32	1	49	2	0
Hassler	2-1	2.78	54	0	0	0	4	71.1	58	24	22	5	4	40	5	38	4	1
John	4-2	3.86	7	7	1	0	0	35	49	18	15	4	0	5	0	14	2	0
Kison	10-5	3.17	33	16	3	1	1	142	120	54	50	15	5	44	3	86	5	0
Mahler	2-0	1.13	6	0	0	0	0	8	9	1	1	0	0	6	1	5	0	0
Moreno	3-7	4.74	13	8	2	0	1	49.1	55	31	26	7	1	23	0	22	2	0
Renko	11-6	4.44	31	23	4	0	0	156	163	78	77	17	1	51	0	81	3	0
Sanchez	7-4	3.21	46	0	0	0	5	92.2	89	36	33	3	7	34	4	58	1	1
Steiner	1-0	3.76	10	1	0	0	0	26.1	25	14	11	2	1	11	0	14	0	0
Tiant	2-2	5.76	6	5	0	0	0	29.2	39	20	19	3	0	8	0	30	0	0
Witt	8-6	3.51	33	26	5	1	0	179.2	177	77	70	8	7	47	2	85	8	1
Zahn	18-8	3.73	34	34	12	4	0	229.1	225	100	95	18	4	65	5	81	2	0
TOTALS	93-69	3.82	162	162	40	10	27	1464	1436	670	621	124	42	482	33	728	36	4
OPP.	69-93	4.58	162	162	24	3	34	1452	1518	814	739	186	35	613	—	760	42	8

WIN STREAK: 7, Apr. 13-19

LOSING STREAK: 8, June 30-July 7



CLUB HISTORY

YEAR BY YEAR STATISTICAL REVIEW



1983 ANGELS BATTING

PLAYER	AVG	G	AB	R	H	TB	2B	3B	HR	RBI	SH	SF	HP	BB	IBB	SO	SB	CS
Adams	.250	58	112	22	28	36	2	0	2	6	3	0	3	5	0	12	1	1
Beniquez	.305	92	315	44	96	120	15	0	3	34	6	1	4	15	0	29	4	2
Boone	.256	142	468	46	120	165	18	0	9	52	10	7	0	24	1	42	4	3
Brown, M.	.231	31	104	12	24	40	5	1	3	9	0	0	0	7	0	20	1	0
Burleson	.286	33	119	22	34	41	7	0	0	11	2	1	0	12	0	12	0	2
Carew	.339	129	472	66	160	194	24	2	2	44	3	3	1	57	9	48	6	7
Clark	.231	76	212	17	49	75	9	1	5	21	3	1	0	9	0	45	0	0
DeCinces	.281	95	370	49	104	183	19	3	18	65	1	8	0	32	2	56	2	0
Downing	.246	113	403	68	99	173	15	1	19	53	1	2	5	62	4	59	1	2
Ferguson	.074	12	27	3	2	2	0	0	0	2	1	0	0	5	0	8	0	0
Foli	.252	88	330	29	83	99	10	0	2	29	11	2	1	5	1	18	2	3
Grich	.292	120	387	65	113	178	17	0	16	62	4	3	7	76	2	62	2	4
Jackson, Re.	.194	116	397	43	77	135	14	1	14	49	0	5	4	52	5	140	0	2
Jackson, Ro.	.230	102	348	41	80	122	16	1	8	39	1	0	3	27	2	33	2	2
Lubratich	.218	57	156	12	34	43	9	0	0	7	13	1	0	4	0	17	0	1
Lynn	.272	117	437	56	119	211	20	3	22	74	0	6	2	55	10	83	2	2
Narron	.136	10	22	1	3	6	0	0	1	4	0	0	0	1	0	3	0	0
O'Berry	.167	26	60	7	10	14	1	0	1	5	2	0	0	3	0	11	0	0
Pettis	.294	22	85	19	25	42	2	3	3	6	1	0	0	7	0	15	8	3
Schoffeld	.204	21	54	4	11	22	2	0	3	4	1	0	1	6	0	8	0	0
Sconiers	.274	106	314	49	86	135	19	3	8	46	2	1	0	17	2	41	4	2
Valentine	.240	86	271	30	65	118	10	2	13	43	1	4	0	18	0	48	2	1
Wilfong	.254	65	177	17	45	60	7	1	2	17	2	1	0	10	1	25	0	2
TOTALS	.260	162	5640	722	1467	2214	241	22	154	682	68	46	31	509	39	835	41	39
OPP.	.284	162	5760	779	1636	2393	297	35	130	725	57	50	30	496	71	668	83	61

1983 ANGELS DESIGNATED HITTERS

PLAYER	AVG	G	AB	R	H	TB	2B	3B	HR	RBI	SH	SF	HP	BB	IBB	SO	SB	CS
Beniquez	.300	6	20	6	6	6	0	0	0	2	2	0	0	0	0	3	0	0
Carew	.370	24	100	10	37	42	2	0	1	12	0	1	0	14	3	11	1	3
Clark	.333	2	6	1	2	5	0	0	1	2	0	0	0	1	0	1	0	0
DeCinces	.225	10	40	1	9	9	0	0	1	0	0	0	0	2	0	4	0	0
Downing	.255	26	98	18	25	42	2	0	5	10	0	1	1	14	2	11	0	1
Jackson, Re.	.176	62	227	23	40	64	9	0	5	23	0	3	2	34	3	85	0	1
Jackson, Ro.	.289	16	38	6	11	21	1	0	3	11	0	0	0	5	0	8	0	0
Lynn	.375	2	8	2	3	9	0	0	2	2	0	0	0	1	0	2	0	0
Narron	.250	1	4	0	1	1	0	0	0	2	0	0	0	0	0	0	0	0
Sconiers	.309	27	94	17	29	48	7	0	4	17	0	0	0	5	1	13	1	1
TOTALS	.257	162	635	84	163	247	21	0	21	82	2	5	3	76	9	138	2	6

1983 ANGELS PITCHING

PITCHER	W-L	ERA	G	GS	CG	SHO	SV	IP	H	R	ER	HR	HB	BB	IB	SO	WP	BK
Brown, C.	1-1	7.31	10	0	0	0	0	16	25	13	13	1	0	4	1	7	1	0
Brown, S.	2-3	3.52	12	4	2	1	0	46	45	19	18	4	0	16	1	23	0	0
Corbett	1-1	3.63	11	0	0	0	0	17.1	26	10	7	1	1	4	2	18	0	0
Curtis	1-2	3.80	37	3	0	0	5	90	89	44	38	5	2	40	11	36	8	0
Forsch	11-12	4.06	31	31	11	1	0	219.1	226	107	99	21	4	61	6	81	6	0
Goltz	0-6	6.22	15	6	0	0	0	63.2	81	48	44	10	1	37	2	27	1	1
Hassler	0-5	5.45	42	0	0	0	4	36.1	42	22	22	2	0	17	8	20	5	0
John	11-13	4.33	34	34	9	0	0	234.2	287	126	113	20	2	49	5	65	11	0
Kison	11-5	4.05	26	17	4	1	2	126.2	128	59	57	13	4	43	4	83	0	0
Lacey	1-2	5.19	8	0	0	0	0	8.2	12	5	5	1	0	0	0	7	0	0
McLaughlin	2-4	5.17	16	7	0	0	0	55.2	63	32	32	3	2	22	3	45	0	0
Sanchez	10-8	3.66	56	1	0	0	7	98.1	92	42	40	6	3	40	14	49	2	0
Steiner	3-2	4.82	19	5	0	0	0	61.2	77	40	33	3	3	18	4	25	1	0
Travers	0-3	5.91	10	7	0	0	0	42.2	58	32	28	4	2	19	1	24	4	0
Witt	7-14	4.91	43	19	2	0	5	154	173	90	84	14	6	75	7	77	8	0
Zahn	9-11	3.33	29	28	11	3	0	203	212	90	75	22	0	51	2	81	4	0
TOTALS	70-92	4.32	162	162	39	7	23	1474	1636	779	708	130	30	496	72	668	51	1
OPP.	92-70	3.93	162	162	35	11	37	1483.1	1467	722	648	154	31	509	—	835	35	5

WIN STREAK: 7, May 22-29

LOSING STREAK: 6, Sept. 8-14

CLUB HISTORY





CLUB HISTORY

YEAR BY YEAR STATISTICAL REVIEW

1984 ANGELS BATTING

PLAYER	AVG	G	AB	R	H	TB	2B	3B	HR	RBI	SH	SF	HP	BB	IBB	SO	SB	CS
Beniquez	.336	110	354	60	119	160	17	0	8	39	4	3	3	18	0	43	0	3
Boone	.202	139	450	33	91	118	16	1	3	32	6	5	0	25	1	45	3	3
Brown, M.	.284	62	148	19	42	77	8	3	7	22	2	0	0	13	1	23	0	2
Burleson	.000	7	4	2	0	0	0	0	0	1	0	0	0	0	0	2	0	0
Carew	.295	93	329	42	97	116	8	1	3	31	5	4	0	40	1	39	4	3
DeCinces	.269	146	547	77	147	236	23	3	20	82	0	12	0	53	4	79	4	1
Downing	.275	156	539	65	148	249	28	2	23	91	3	9	7	70	3	66	0	4
Grich	.256	116	363	60	93	164	15	1	18	58	6	4	2	57	3	70	2	5
Jackson, Re.	.223	143	525	67	117	213	17	2	25	81	1	0	3	55	7	141	8	4
Jackson, Ro.	.165	33	91	5	15	19	2	1	0	5	1	1	0	7	0	13	0	0
Lynn	.271	142	517	84	140	245	28	4	23	79	2	2	2	77	8	97	2	2
Miller	.171	17	41	5	7	7	0	0	0	1	0	0	0	4	0	9	0	0
Narron	.247	69	150	9	37	51	5	0	3	17	1	2	1	8	1	12	0	0
Pettis	.227	140	397	63	90	119	11	6	2	29	5	1	3	60	1	115	48	17
Picciolo	.202	87	119	18	24	33	6	0	1	9	8	1	0	0	0	21	0	1
Schofield	.193	140	400	39	77	105	10	3	4	21	13	0	6	33	0	79	5	2
Sconiers	.244	57	160	14	39	55	4	0	4	17	0	0	0	13	2	17	1	2
Thomas	.138	14	29	3	4	6	0	1	0	2	1	0	0	3	0	4	0	0
Wilfong	.248	108	307	31	76	111	13	2	6	33	6	2	2	20	0	53	3	2
TOTALS	.249	162	5470	696	1363	2084	211	30	150	649	65	46	29	556	32	928	80	51
OPP.	.271	162	5631	697	1526	2273	256	31	143	655	48	54	27	474	59	754	71	50

1984 ANGELS DESIGNATED HITTERS

PLAYER	AVG	G	AB	R	H	TB	2B	3B	HR	RBI	SH	SF	HP	BB	IBB	SO	SB	CS
Brown, M.	.222	3	9	1	2	3	1	0	0	0	0	0	0	1	0	2	0	0
Carew	.500	1	4	0	2	2	0	0	0	0	0	0	0	1	0	0	0	0
DeCinces	.353	5	17	1	6	7	1	0	0	1	0	0	0	5	0	5	0	0
Downing	.222	21	72	8	16	32	4	0	4	15	1	1	0	7	0	9	0	0
Jackson, Re.	.225	134	507	66	114	208	15	2	25	80	1	0	3	55	6	136	8	4
Sconiers	.250	1	4	0	1	1	0	0	0	0	0	0	0	0	0	0	0	0
Wilfong	.000	1	0	0	0	0	0	0	0	0	0	0	0	0	0	0	0	0
TOTALS	.230	162	613	76	141	253	21	2	29	96	2	1	3	69	6	152	8	4

1984 ANGELS PITCHING

PITCHER	W-L	ERA	G	GS	CG	SHO	SV	IP	H	R	ER	HR	HB	BB	IB	SO	WP	BK
Aase	4-1	1.62	23	0	0	0	8	39	30	7	7	1	0	19	5	28	0	0
Brown, S.	0-1	9.00	3	3	0	0	0	11	16	13	11	0	0	9	1	5	1	0
Cliburn	0-0	13.50	1	0	0	0	0	2	3	3	3	0	0	1	1	1	0	0
Corbett	5-1	2.12	45	1	0	0	4	85	76	22	20	2	2	30	12	48	2	0
Curtis	1-2	4.40	17	0	0	0	0	28	30	16	14	4	0	11	1	18	3	0
Forsch	1-1	2.20	2	2	1	0	0	16	14	4	4	2	0	3	0	10	0	0
John	7-13	4.52	32	29	4	1	0	181.1	223	97	91	15	4	56	3	47	11	0
Kaufman	2-3	4.57	29	1	0	0	1	69	68	37	35	13	0	20	4	41	1	1
Kison	4-5	5.37	20	7	0	0	2	65.1	72	42	39	10	6	28	3	66	4	0
LaCorte	1-2	7.06	13	1	0	0	0	29.1	33	26	23	9	0	13	4	13	2	0
Romanick	12-12	3.76	33	33	8	2	0	229.2	240	107	96	23	4	61	3	87	3	0
Sanchez	9-7	3.33	49	0	0	0	11	83.2	84	34	31	10	3	33	9	62	1	1
Slaton	7-10	4.97	32	22	5	1	0	163.2	192	95	90	22	2	56	5	67	6	0
Smith	0-0	18.00	1	0	0	0	0	1	4	2	2	1	0	0	0	0	0	0
Steirer	0-1	16.88	1	1	0	0	0	2.2	6	5	5	0	0	2	1	2	0	0
Swan	0-1	10.80	2	1	0	0	0	5	8	6	6	3	0	0	0	2	0	0
Witt	15-11	3.47	34	34	9	2	0	246.2	227	103	95	17	5	84	3	196	7	1
Zahn	13-10	3.12	28	28	9	5	0	199.1	200	78	69	11	1	48	4	61	3	0
TOTALS	81-81	3.96	162	162	36	12	26	1458	1526	697	641	143	27	474	59	754	44	3
OPP.	81-81	3.78	162	162	31	12	27	1457.1	1363	696	612	150	29	556	—	928	48	12

WIN STREAK: 5, Apr. 17-22

LOSING STREAK: 7, Aug. 15-21

CLUB HISTORY

CLUB HISTORY

YEAR BY YEAR STATISTICAL REVIEW



1985 ANGELS BATTING

PLAYER	AVG	G	AB	R	H	TB	2B	3B	HR	RBI	SH	SF	HP	BB	IBB	SO	SB	CS
Beniquez	.304	132	411	54	125	172	13	5	8	42	9	1	5	34	3	48	4	3
Boone	.248	150	460	37	114	146	17	0	5	55	16	4	3	37	2	35	1	2
Brown	.268	60	153	23	41	64	9	1	4	20	3	0	1	7	0	21	0	1
Carew	.280	127	443	69	124	153	17	3	2	39	9	1	1	64	9	47	5	5
DeCinces	.244	120	427	50	104	188	22	1	20	78	5	7	2	47	11	71	1	4
Downing	.263	150	520	80	137	222	23	1	20	85	5	4	13	78	3	61	5	3
Gerber	.264	65	91	8	24	29	1	2	0	6	3	1	0	2	0	3	0	3
Grich	.242	144	479	74	116	178	17	3	13	53	8	0	3	81	3	77	3	5
Hendrick	.122	16	41	5	5	12	1	0	2	6	0	1	0	4	1	8	0	0
Howell	.197	43	137	19	27	46	4	0	5	18	4	1	0	16	2	33	1	1
Jackson	.252	143	460	64	116	224	27	0	27	85	0	2	1	78	12	138	1	2
Jones	.231	125	389	66	90	174	17	2	21	67	8	2	0	57	2	82	7	4
Keedy	.500	3	4	1	2	6	1	0	1	1	0	0	0	0	0	0	1	1
Linares	.258	18	43	7	11	22	2	0	3	11	0	1	0	2	0	5	2	0
Miller	.375	51	48	8	18	28	2	1	2	7	0	0	1	1	0	10	0	1
Narron	.220	67	132	12	29	48	4	0	5	14	0	0	0	11	2	17	0	0
Pettis	.257	125	443	67	114	143	10	8	1	32	9	2	0	62	0	125	56	9
Polidor	1.000	2	1	1	1	1	0	0	0	0	0	0	0	0	0	0	0	0
Schofield	.219	147	438	50	96	145	19	3	8	41	12	3	8	35	0	70	11	4
Sconiers	.286	44	98	14	28	42	6	1	2	12	0	3	0	15	0	18	2	1
White	.143	21	7	7	1	1	0	0	0	0	0	0	1	1	0	3	3	1
Wilfong	.189	83	217	16	41	56	3	0	4	13	8	2	0	16	1	32	4	1
TOTALS	.251	162	5442	732	1364	2100	215	31	153	685	99	35	39	648	51	902	106	51
OPP.	.263	162	5531	703	1453	2290	252	36	171	674	48	44	27	514	30	767	79	56

1985 ANGELS DESIGNATED HITTERS

PLAYER	AVG	G	AB	R	H	TB	2B	3B	HR	RBI	SH	SF	HP	BB	IBB	SO	SB	CS
Beniquez	.281	14	32	4	9	16	1	0	2	6	0	0	1	2	0	7	0	0
Brown	.100	7	10	1	1	1	0	0	0	0	0	0	1	1	0	3	0	0
DeCinces	.071	3	14	1	1	1	0	0	0	0	0	0	0	0	0	2	0	0
Downing	.217	25	83	12	18	30	3	0	3	15	0	1	2	13	0	9	1	0
Gerber	.000	1	0	1	0	0	0	0	0	0	0	0	0	0	0	0	0	0
Grich	.238	6	21	0	5	7	2	0	0	1	1	0	0	1	0	3	1	0
Hendrick	.000	1	3	0	0	0	0	0	0	0	0	0	0	0	0	1	0	0
Jackson	.196	52	168	25	33	65	8	0	8	26	0	2	1	35	9	65	0	2
Jones	.262	43	130	27	34	64	8	2	6	30	1	1	0	19	0	30	1	1
Linares	.250	14	40	6	10	21	2	0	3	10	0	1	0	1	0	4	1	0
Miller	.400	4	10	0	4	4	0	0	0	0	0	0	0	0	0	2	0	1
Narron	.182	7	22	1	4	8	1	0	1	1	0	0	0	1	1	2	0	0
Sconiers	.250	20	68	10	17	27	2	1	2	8	0	2	0	11	0	15	2	1
Wilfong	.000	2	4	0	0	0	0	0	0	0	0	0	0	0	0	0	0	0
TOTALS	.225	162	605	88	136	244	27	3	25	97	2	7	5	84	10	143	6	5

1985 ANGELS PITCHING

PITCHER	W-L	ERA	G	GS	CG	SHO	SV	IP	H	R	ER	HR	HB	BB	IB	SO	WP	BK
Candelaria	7-3	3.80	13	13	1	1	0	71	70	33	30	7	3	24	1	53	2	0
Clements	5-0	3.34	41	0	0	0	1	62	47	23	23	4	2	25	2	19	1	0
Cliburn	9-3	2.09	44	0	0	0	6	99	87	25	23	5	1	26	6	48	2	0
Corbett	3-3	4.89	30	0	0	0	0	46	49	33	25	7	1	20	3	24	0	0
Fowlkes	0-0	9.00	2	0	0	0	0	7	8	7	7	4	0	4	0	5	1	0
Holland	0-1	1.48	15	0	0	0	0	24.1	17	4	4	4	0	10	1	14	1	0
John	2-4	4.70	12	6	0	0	0	38.1	51	22	20	3	1	15	1	17	5	0
Kipper	0-1	21.60	2	1	0	0	0	3.1	7	8	8	1	0	3	0	0	0	0
Lugo	3-4	3.69	20	10	1	0	0	83	86	36	34	10	4	29	1	42	2	0
Mack	0-1	15.43	1	1	0	0	0	2.1	8	4	4	0	0	0	0	0	0	0
McCaskill	12-12	4.70	30	29	6	1	0	189.2	189	105	99	23	4	64	1	102	5	0
Moore	8-8	1.92	65	0	0	0	31	103	91	28	22	9	0	21	3	72	2	0
Romanick	14-9	4.11	31	31	6	1	0	195	210	101	89	29	4	62	1	64	2	3
Sanchez	2-0	5.72	26	0	0	0	2	61.1	67	41	39	9	1	27	3	34	2	0
Slaton	6-10	4.37	29	24	1	0	1	148.1	162	82	72	22	2	63	1	60	8	0
Smith	0-0	7.20	4	0	0	0	0	5	5	4	4	1	0	1	0	3	0	0
Sutton	2-2	3.69	5	5	0	0	0	31.2	27	13	13	6	0	8	0	16	0	0
Witt	15-9	3.56	35	35	6	1	0	250	228	115	99	22	4	98	6	180	11	1
Zahn	2-2	4.38	7	7	1	1	0	37	44	19	18	5	0	14	0	14	1	0
TOTALS	90-72	3.91	162	162	22	8	41	1457.1	1453	703	633	171	27	514	30	767	45	4
OPP.	72-90	4.04	162	162	25	10	34	1455.1	1364	732	653	153	39	648	—	902	28	13

WIN STREAK: 6, Apr. 23-30

LOSING STREAK: 5, July 25-30

CLUB HISTORY





CLUB HISTORY

YEAR BY YEAR STATISTICAL REVIEW

1986 ANGELS BATTING

PLAYER	AVG	G	AB	R	H	TB	2B	3B	HR	RBI	SH	SF	HP	BB	IBB	SO	SB	CS
Boone	.222	144	442	48	98	135	12	2	7	49	12	6	0	43	1	30	1	0
Burleson	.284	93	271	35	77	106	14	0	5	29	6	1	1	33	1	32	1	3
DeCinces	.256	140	512	69	131	235	20	3	26	96	2	4	2	52	4	74	2	2
Downing	.267	152	513	90	137	232	27	4	20	95	3	8	17	90	2	84	4	4
Grich	.268	98	313	42	84	129	18	0	9	30	10	1	3	39	1	54	1	3
Hendrick	.272	102	283	45	77	134	13	1	14	47	4	3	1	26	5	41	1	1
Howell	.272	63	151	26	41	71	14	2	4	21	3	2	0	19	0	28	2	0
Jackson	.241	132	419	65	101	171	12	2	18	58	0	3	3	92	11	115	1	1
Jones	.229	126	393	73	90	168	21	3	17	49	7	3	3	64	5	87	10	3
Joyner	.290	154	593	82	172	271	27	3	22	100	10	12	2	57	8	58	5	2
McLemore	.000	5	4	0	0	0	0	0	0	0	1	0	0	1	0	2	0	1
Miller	.228	33	57	6	13	17	2	1	0	4	0	1	0	4	0	8	0	0
Narron	.221	57	95	5	21	29	3	1	1	8	1	1	1	9	0	14	0	0
Pettis	.258	154	539	93	139	185	23	4	5	58	15	5	0	69	2	132	50	13
Polidor	.263	6	19	1	5	6	1	0	0	1	0	0	0	1	0	0	0	0
Ryal	.375	13	32	6	12	18	0	0	2	5	0	0	0	2	1	4	1	0
Schofield	.249	139	458	67	114	182	17	6	13	57	9	9	5	48	2	55	23	5
White	.235	29	51	8	12	18	1	1	1	3	0	0	0	6	0	8	6	0
Wilfong	.219	92	288	25	63	89	11	3	3	33	8	2	2	16	2	34	1	4
TOTALS	.255	162	5433	786	1387	2196	236	36	167	743	91	61	40	671	45	860	109	42
OPP.	.248	162	5476	684	1356	2107	228	32	153	652	41	44	27	478	19	955	61	55

1986 ANGELS DESIGNATED HITTERS

PLAYER	AVG	G	AB	R	H	TB	2B	3B	HR	RBI	SH	SF	HP	BB	IBB	SO	SB	CS
Burleson	.275	38	131	18	36	49	4	0	3	12	1	0	0	10	0	18	0	2
DeCinces	.250	3	12	2	3	5	2	0	0	0	0	0	0	0	0	2	0	0
Downing	.243	10	37	6	9	20	3	1	2	5	0	1	1	6	0	8	0	0
Hendrick	.250	4	8	1	2	2	0	0	0	1	0	0	0	1	0	1	0	0
Howell	.000	2	3	1	0	0	0	0	0	0	0	0	0	1	0	0	0	0
Jackson	.236	121	403	63	95	164	11	2	18	54	0	3	3	89	11	113	1	1
Miller	.667	2	3	1	2	3	1	0	0	0	0	0	0	1	0	0	0	0
Narron	.667	2	3	0	2	2	0	0	0	2	0	1	0	1	0	0	0	0
Pettis	.000	1	0	1	0	0	0	0	0	0	0	0	0	0	0	0	0	0
Ryal	.500	2	2	1	1	4	0	0	1	2	0	0	0	0	0	0	0	0
TOTALS	.249	162	602	94	150	249	21	3	24	76	1	5	4	109	11	142	1	3

1986 ANGELS PITCHING

PITCHER	W-L	ERA	G	GS	CG	SHO	SV	IP	H	R	ER	HR	HB	BB	IB	SO	WP	BK
Bryden	2-1	6.55	16	0	0	0	0	34.1	38	25	25	4	2	21	0	25	2	0
Candelaria	10-2	2.55	16	16	1	1	0	91.2	68	30	26	4	3	26	2	81	2	1
Chadwick	0-5	7.24	7	7	0	0	0	27.1	39	26	22	5	1	15	0	9	1	0
Cook	0-2	9.00	5	1	0	0	0	9	13	12	9	3	0	7	1	6	0	0
Corbett	4-2	3.66	46	0	0	0	10	78.2	66	36	32	11	1	22	2	36	2	0
Finley	3-1	3.30	25	0	0	0	0	46.1	40	17	17	2	1	23	1	37	2	0
Fischer	0-0	4.24	9	0	0	0	0	17	18	8	8	4	0	8	2	7	0	1
Forsch	0-1	9.53	10	0	0	0	1	17	24	21	18	4	2	10	0	13	0	0
Forster	4-1	3.51	41	0	0	0	5	41	47	18	16	2	3	17	1	28	0	0
Fraser	0-0	8.31	1	1	0	0	0	4	6	4	4	0	0	1	0	2	0	0
Lucas	4-1	3.15	27	0	0	0	2	45.2	45	19	16	1	0	6	0	31	5	0
Lugo	1-1	3.80	6	3	0	0	0	21.1	21	9	9	4	0	6	0	9	0	0
McCaskill	17-10	3.36	34	33	10	2	0	246.1	207	98	92	19	5	92	1	202	10	2
Moore	4-5	2.97	49	0	0	0	21	72.2	60	28	24	10	0	22	4	53	4	1
Romanick	5-8	5.50	18	18	1	1	0	106.1	124	68	65	13	0	44	0	38	4	0
Ruhle	1-3	4.15	16	3	0	0	1	47.2	46	25	22	5	1	7	0	23	1	0
Slaton	4-6	5.65	14	12	0	0	0	73.1	84	52	46	9	2	29	4	31	1	0
Sutton	15-11	3.74	34	34	3	1	0	207	192	93	86	31	3	49	2	116	4	1
Witt	18-10	2.84	34	34	14	3	0	269	218	95	85	22	3	73	2	208	6	0
TOTALS	92-70	3.84	408	162	29	12	40	1456	1356	684	621	153	27	478	19	955	44	6
OPP.	70-92	4.38	162	162	27	10	30	1443	1387	786	702	167	40	671	—	860	48	11

WIN STREAK: 7, Aug. 24-31

LOSING STREAK: 5, May 21-25

CLUB HISTORY

CLUB HISTORY

YEAR BY YEAR STATISTICAL REVIEW



1987 ANGELS BATTING

PLAYER	AVG	G	AB	R	H	TB	2B	3B	HR	RBI	SH	SF	HP	BB	IBB	SO	SB	CS
Armas	.198	28	81	8	16	30	3	1	3	9	1	1	0	1	0	11	1	0
Boone	.242	128	389	42	94	121	18	0	3	33	14	3	1	35	0	36	0	2
Buckner	.306	57	183	16	56	79	12	1	3	12	1	1	0	9	1	7	1	0
DeCinces	.234	133	453	65	106	177	23	0	16	63	2	3	2	70	6	87	3	4
Downing	.272	155	567	110	154	276	29	3	29	77	2	3	17	106	6	85	5	5
Eppard	.333	8	9	2	3	3	0	0	0	0	0	0	0	2	0	0	0	0
Fimpe	.200	13	10	1	2	2	0	0	0	1	0	0	0	1	0	2	0	0
Hendrick	.241	65	162	14	39	64	10	0	5	25	0	0	0	14	1	18	0	0
Howell	.245	138	449	64	110	207	18	5	23	64	1	2	2	57	4	118	4	3
Jones	.245	85	192	25	47	83	8	2	8	28	1	0	0	20	2	38	2	1
Joyner	.285	149	564	100	161	298	33	1	34	117	2	10	5	72	12	64	8	2
McLemore	.236	138	433	61	102	130	13	3	3	41	15	3	0	48	0	72	25	8
Miller	.241	53	108	14	26	43	5	0	4	16	2	3	2	9	0	13	1	0
Pettis	.208	133	394	49	82	102	13	2	1	17	1	0	1	52	0	124	24	5
Polidor	.263	63	137	12	36	45	3	0	2	15	0	1	1	2	0	15	0	0
Ray	.346	30	127	16	44	55	11	0	0	15	1	1	0	3	0	10	0	0
Ryal	.200	58	100	7	20	41	6	0	5	18	1	0	0	3	1	15	0	0
Schofield	.251	134	479	52	120	170	17	3	9	46	10	3	2	37	0	63	19	3
White	.263	159	639	103	168	283	33	5	24	87	14	2	2	39	2	135	32	11
Wilson	.500	7	2	5	1	1	0	0	0	1	0	0	0	1	0	0	0	0
Wynegar	.207	31	92	4	19	21	2	0	0	5	1	0	0	9	0	13	0	0
TOTALS	.252	162	5570	770	1406	2231	257	26	172	709	70	36	35	590	35	926	125	44
OPP.	.264	162	5600	803	1481	2408	243	24	212	755	50	34	32	504	30	941	72	58

1987 ANGELS DESIGNATED HITTERS

PLAYER	AVG	G	AB	R	H	TB	2B	3B	HR	RBI	SH	SF	HP	BB	IBB	SO	SB	CS
Boone	1.000	1	1	0	1	1	0	0	0	0	0	0	0	0	0	0	0	0
Buckner	.275	39	149	14	41	60	10	0	3	23	1	1	0	9	1	5	1	0
DeCinces	.000	1	1	0	0	0	0	0	0	0	0	0	0	0	0	1	0	0
Downing	.273	118	444	85	121	221	22	3	24	63	2	2	12	84	4	63	2	4
Hendrick	.000	5	4	0	0	0	0	0	0	0	0	0	0	0	0	0	0	0
Jones	.667	3	3	0	2	2	0	0	0	0	0	0	0	2	0	0	0	0
McLemore	.000	3	1	1	0	0	0	0	0	0	0	0	0	0	0	1	0	1
Miller	—	1	—	1	0	0	0	0	0	0	0	0	0	0	0	0	0	0
Ray	.500	1	4	1	2	2	0	0	0	0	0	0	0	0	0	0	0	0
Ryal	.235	5	17	2	4	8	1	0	1	2	0	0	0	0	0	3	0	0
Schofield	.750	1	4	0	3	5	2	0	0	1	0	0	0	0	0	1	0	0
Wilson	1.000	2	1	2	1	1	0	0	0	0	0	0	0	0	0	0	0	0
Wynegar	.000	1	1	0	0	0	0	0	0	0	0	0	0	0	0	0	0	0
TOTALS	.278	162	630	106	175	300	35	3	28	89	3	3	12	95	5	74	3	5

1987 ANGELS PITCHING

PITCHER	W-L	ERA	G	GS	CG	SHO	SV	IP	H	R	ER	HR	HB	BB	IB	SO	WP	BK
Buice	6-7	3.39	57	0	0	0	17	114	87	45	43	12	2	40	3	109	3	0
Candelaria	8-6	4.71	20	20	0	0	0	116.2	127	70	61	17	1	20	0	74	0	0
Cook	1-2	5.50	16	1	0	0	0	34.1	34	21	21	7	0	18	0	27	3	1
Finley	2-7	4.67	35	3	0	0	0	90.2	102	54	47	7	3	43	3	63	4	3
Fraser	10-10	3.92	36	23	5	1	1	176.2	160	85	77	26	6	63	3	106	12	1
Garcia	0-0	16.20	1	0	0	0	0	1.2	3	4	3	0	0	3	0	0	1	0
Harvey	0-0	0.00	3	0	0	0	0	5	6	0	0	0	0	2	0	3	3	0
Lazorko	5-6	4.59	26	11	2	0	0	117.2	108	68	60	20	2	44	5	55	3	1
Lucas	1-5	3.63	48	0	0	0	3	74.1	66	41	30	7	2	35	5	44	3	1
Lugo	0-2	9.32	7	5	0	0	0	28	42	34	29	8	0	18	0	24	3	0
McCaskill	4-6	5.67	14	13	1	1	0	74.2	84	52	47	14	2	34	0	56	1	0
Minton	5-4	3.08	41	0	0	0	10	76	71	28	26	4	1	29	4	35	2	0
Moore	2-2	2.70	14	0	0	0	5	26.2	28	12	8	2	0	13	2	17	0	0
Reuss	4-5	5.25	17	16	1	1	0	82.1	112	60	48	16	2	17	1	37	3	0
Sutton	11-11	4.70	35	34	1	0	0	191.2	199	101	100	38	7	41	0	99	7	0
Witt	16-14	4.01	36	36	10	0	0	247	252	128	110	34	4	84	4	192	6	0
TOTALS	75-87	4.38	162	162	20	7	36	1457.1	1481	803	709	212	32	504	30	941	54	7
OPP.	87-75	4.19	162	162	25	11	36	1462	1406	770	681	172	35	590	35	926	58	15

WIN STREAK: 8, June 21-29

LOSING STREAK: 9, May 22-31

CLUB HISTORY





CLUB HISTORY

YEAR BY YEAR STATISTICAL REVIEW

1988 ANGELS BATTING

PLAYER	AVG	G	AB	R	H	TB	2B	3B	HR	RBI	SH	SF	HP	BB	IBB	SO	SB	CS
Armas	.272	120	368	42	100	163	20	2	13	49	1	2	0	22	0	87	1	3
Bichette	.261	21	46	1	12	14	2	0	0	8	0	4	0	0	0	7	0	0
Boone	.295	122	352	38	104	136	17	0	5	39	9	0	2	29	2	26	2	2
Bosley	.280	35	75	9	21	26	5	0	0	7	1	3	0	6	0	12	1	1
Brown	.220	18	50	4	11	13	2	0	0	3	1	0	0	1	0	12	0	0
Buckner	.209	19	43	1	9	9	0	0	0	9	0	1	0	4	0	0	2	0
Davis, C.	.268	158	600	81	161	259	29	3	21	93	1	10	0	56	14	118	9	10
Davis, D.	.000	6	12	1	0	0	0	0	0	0	0	0	1	0	0	3	0	0
Dorsett	.091	7	11	0	1	1	0	0	0	2	0	0	0	1	0	5	0	0
Downing	.242	135	484	80	117	214	18	2	25	64	5	6	14	81	5	63	3	4
Eppard	.283	56	113	7	32	37	3	1	0	14	2	0	0	11	0	15	0	0
Hendrick	.244	69	127	12	31	41	1	0	3	19	1	3	1	7	1	20	0	1
Howell	.254	154	500	59	127	211	32	2	16	63	4	2	6	46	8	130	2	6
Joyner	.295	158	597	81	176	250	31	2	13	85	0	6	5	55	14	51	8	2
McLemore	.240	77	233	38	56	77	11	2	2	16	5	2	0	25	0	28	13	7
Miller	.221	70	140	21	31	43	4	1	2	7	3	0	5	9	0	29	2	1
Noboa	.063	21	16	4	1	1	0	0	0	0	0	0	0	0	0	1	0	0
Polidor	.148	54	81	4	12	15	3	0	0	4	3	0	0	3	0	11	0	0
Ramos	.133	10	15	3	2	2	0	0	0	0	0	0	0	0	0	0	0	0
Ray	.306	153	602	75	184	258	42	7	6	83	9	8	4	36	2	38	4	1
Redfield	.000	1	2	0	0	0	0	0	0	0	0	0	0	0	0	0	0	0
Schofield	.239	155	527	61	126	167	11	6	6	34	11	2	9	40	0	57	20	5
Walker	.154	33	78	8	12	13	1	0	0	2	2	0	0	6	0	15	2	1
White	.259	122	455	76	118	177	22	2	11	51	5	1	2	23	1	84	17	8
Wynegar	.255	27	55	8	14	23	4	1	1	8	0	2	0	8	1	7	0	0
TOTALS	.261	162	5582	714	1458	2150	258	31	124	660	63	52	49	469	48	819	86	52
OPP.	.270	162	5568	771	1503	2235	253	37	135	711	52	67	42	568	67	817	98	64

1988 ANGELS DESIGNATED HITTERS

PLAYER	AVG	G	AB	R	H	TB	2B	3B	HR	RBI	SH	SF	HP	BB	IBB	SO	SB	CS
Armas	.091	5	11	1	1	4	0	0	1	1	0	0	0	2	0	2	0	0
Bosley	.250	2	4	1	1	1	0	0	0	0	0	0	0	1	0	1	0	0
Buckner	.184	11	38	1	7	7	0	0	0	3	0	0	0	2	0	0	2	0
Davis, C.	.154	3	13	2	2	5	0	0	1	2	0	0	0	0	0	4	0	0
Downing	.241	132	481	80	116	213	18	2	25	64	5	6	14	81	5	63	3	4
Eppard	.310	10	29	3	9	9	0	0	0	4	1	0	0	2	0	4	0	0
Hendrick	.143	3	7	1	1	1	0	0	0	1	0	0	0	1	1	2	0	0
McLemore	.000	1	1	1	0	0	0	0	0	0	0	0	0	0	0	0	0	0
Miller	.000	1	1	0	0	0	0	0	0	0	0	0	0	0	0	0	0	0
Polidor	.000	1	0	0	0	0	0	0	0	0	0	0	0	0	0	0	0	0
Ray	.304	6	23	1	7	9	2	0	0	5	0	0	0	2	0	2	0	0
TOTALS	.237	162	608	91	144	249	20	2	27	80	6	6	14	91	6	78	5	4

1988 ANGELS PITCHING

PITCHER	W-L	ERA	G	GS	CG	SHO	SV	IP	H	R	ER	HR	HB	BB	IB	SO	WP	BK
Buice	2-4	5.88	32	0	0	0	3	41.1	45	29	27	5	0	19	3	38	3	2
Clark	6-6	5.07	15	15	2	1	0	94	120	54	53	8	0	31	6	39	5	2
Cliburn	4-2	4.07	40	1	0	0	0	84	83	45	38	11	6	32	6	42	1	4
Cook	0-1	4.91	3	0	0	0	0	3.2	4	2	2	0	1	1	0	2	1	0
Corbett	2-1	4.14	34	0	0	0	1	45.2	47	23	21	2	0	23	3	28	2	0
DiMichele	0-0	9.64	4	0	0	0	0	4.2	5	5	5	2	0	2	0	1	0	1
Finley	9-15	4.17	31	31	2	0	0	194.1	191	95	90	15	6	82	7	111	5	8
Fraser	12-13	5.41	34	32	2	0	0	194.2	203	129	117	33	9	80	7	86	12	6
Harvey	7-5	2.13	50	0	0	0	17	76	59	22	18	4	1	20	6	67	4	1
Krawczyk	0-1	4.81	14	1	0	0	1	24.1	29	13	13	2	2	8	1	17	2	0
Lazorko	0-1	3.35	10	3	0	0	0	37.2	37	15	14	5	1	16	0	19	0	1
Lovelace	0-0	13.50	3	0	0	0	0	1.1	2	2	2	1	0	3	0	0	0	0
Lugo	0-0	9.00	1	0	0	0	0	2	2	2	2	1	0	1	0	1	0	0
McCaskill	8-6	4.31	23	23	4	2	0	146.1	155	78	70	9	1	61	3	98	13	2
Minton	4-5	2.85	44	0	0	0	7	79	67	37	25	1	3	34	10	46	4	1
Monteleone	0-0	0.00	3	0	0	0	0	4.1	4	0	0	0	1	1	1	3	0	1
Moore	5-2	4.91	27	0	0	0	4	33	48	20	18	4	0	8	2	22	2	4
Petry	3-9	4.38	22	22	4	1	0	139.2	139	70	68	18	6	59	5	64	5	2
Witt	13-16	4.15	34	34	12	2	0	249.2	263	130	115	14	5	87	7	133	9	2
TOTALS	75-87	4.32	162	162	26	9	33	1455.2	1503	771	698	135	42	568	67	817	68	37
OPP.	87-75	3.89	162	162	26	7	48	1460.2	1458	714	632	124	49	469	48	819	35	43

WIN STREAK: 7, July 6-15 & July 27-Aug. 2

LOSING STREAK: 12, Sept. 19-Oct. 2

CLUB HISTORY

YEAR BY YEAR STATISTICAL REVIEW



1989 ANGELS BATTING

PLAYER	AVG	G	AB	R	H	TB	2B	3B	HR	RBI	SH	SF	HP	BB	IBB	SO	SB	CS	
Anderson	.229	86	223	27	51	59	6	1	0	17	6	1	1	17	0	42	1	2	
Armas	.257	60	202	22	52	94	7	1	11	30	0	2	0	7	2	48	0	0	
Bichette	.210	48	138	13	29	45	7	0	3	15	0	2	0	6	0	24	3	0	
Brady	.500	2	2	0	1	2	1	0	0	1	0	0	0	0	0	1	0	0	
Davis	.271	154	560	81	152	244	24	1	22	90	3	6	0	61	12	109	3	0	
DiSarcina	.000	2	0	0	0	0	0	0	0	0	0	0	0	0	0	0	0	0	
Downing	.283	142	544	59	154	225	25	2	14	59	0	4	6	56	3	87	0	2	
Eppard	.250	12	12	0	3	3	0	0	0	2	0	0	0	1	0	4	0	0	
Hoffman	.212	48	104	9	22	28	3	0	1	3	4	0	1	3	0	13	0	2	
Howell	.228	144	474	56	108	195	19	4	20	52	3	1	3	52	9	125	0	3	
Joyner	.282	159	593	78	167	249	30	2	16	79	1	8	6	46	7	58	3	2	
McLemore	.243	32	103	12	25	30	3	1	0	14	3	1	1	7	0	19	6	1	
Orton	.179	16	39	4	7	8	1	0	0	4	1	0	0	2	0	17	0	0	
Parrish	.238	124	433	48	103	168	12	1	17	50	1	4	2	42	6	104	1	1	
Ray	.289	134	530	52	153	190	16	3	5	62	4	12	0	36	3	30	6	3	
Rose	.211	14	38	4	8	16	1	2	1	3	1	0	1	2	0	10	0	0	
Schofield	.228	91	302	42	69	96	11	2	4	26	11	2	4	3	28	0	47	9	3
Schroeder	.203	41	138	16	28	48	2	0	6	15	3	0	0	3	0	44	0	0	
Tingley	.333	4	3	0	1	1	0	0	0	0	0	0	0	1	0	0	0	0	
Venable	.358	20	53	7	19	23	4	0	0	4	3	0	0	1	0	16	0	0	
Washington	.273	110	418	53	114	179	18	4	13	42	3	1	2	27	3	84	13	5	
White	.245	156	636	86	156	236	18	13	12	56	7	2	2	31	3	129	44	16	
TOTALS	.256	162	5545	669	1422	2139	208	37	145	624	54	46	28	429	48	1011	89	40	
OPP.	.253	162	5470	578	1384	1968	201	22	113	551	54	50	29	465	19	897	111	42	

1989 ANGELS DESIGNATED HITTERS

PLAYER	AVG	G	AB	R	H	TB	2B	3B	HR	RBI	SH	SF	HP	BB	IBB	SO	SB	CS
Anderson	.333	1	3	0	1	1	0	0	0	1	1	0	0	0	0	0	0	0
Armas	.278	6	18	4	5	13	2	0	2	4	0	1	0	1	1	4	0	0
Davis	.227	6	22	1	5	8	3	0	0	2	0	0	0	2	0	7	0	0
Downing	.284	141	543	59	154	225	25	2	14	59	0	4	6	56	3	87	0	2
Hoffman	.000	1	4	0	0	0	0	0	0	0	0	0	0	0	0	0	0	0
Parrish	.250	2	8	0	2	4	2	0	0	2	0	0	0	0	0	1	0	0
Washington	.214	7	28	2	6	8	0	1	0	3	0	0	0	2	0	5	0	0
White	.000	1	0	1	0	0	0	0	0	0	0	0	0	0	0	0	0	0
TOTALS	.277	162	629	67	174	260	32	3	16	72	1	5	6	61	4	105	0	2

1989 ANGELS PITCHING

PITCHER	W-L	ERA	G	GS	CG	SHO	SV	IP	H	R	ER	HR	HB	BB	IB	SO	WP	BK
Abbott	12-12	3.92	29	29	4	2	0	181.1	190	95	79	13	4	74	3	115	8	2
Blyleven	17-5	2.73	33	33	8	5	0	241	225	76	73	14	8	44	2	131	2	0
Clark	0-2	4.91	4	2	0	0	0	11	13	8	6	0	0	3	0	7	2	1
Corbett	0-0	3.38	4	0	0	0	0	5.1	3	2	2	1	0	1	0	3	0	0
Fetters	0-0	8.10	1	0	0	0	0	3.1	5	4	3	1	0	1	0	4	2	0
Finley	16-9	2.57	29	29	9	1	0	199.2	171	64	57	13	2	82	0	156	4	2
Fraser	4-7	3.24	44	0	0	0	2	91.2	80	33	33	6	5	23	4	46	5	0
Harvey	3-3	3.44	51	0	0	0	25	55	36	21	21	6	0	41	1	78	5	0
McCaskill	15-10	2.93	32	32	6	4	0	212	202	73	69	16	3	59	1	107	7	2
McClure	6-1	1.55	48	0	0	0	3	52.1	39	14	9	2	1	15	1	36	2	2
Minton	4-3	2.20	62	0	0	0	8	90	76	22	22	4	2	37	4	42	3	0
Monteleone	2-2	3.18	24	0	0	0	0	39.2	39	15	14	3	1	13	1	27	2	0
Petry	3-2	5.47	19	4	0	0	0	51	53	32	31	8	1	23	0	21	2	0
Witt	9-15	4.54	33	33	5	0	0	220	252	119	111	26	2	48	1	123	7	0
TOTALS	91-71	3.28	162	162	32	20	38	1454.1	1384	578	530	113	29	465	19	897	51	9
OPP.	71-91	3.67	162	162	32	9	35	1447.2	1422	669	591	145	28	429	48	1011	47	11

WIN STREAK: 7, July 18-25

LOSING STREAK: 7, June 7-14



CLUB HISTORY

YEAR BY YEAR STATISTICAL REVIEW

1990 ANGELS BATTING

PLAYER	AVG	G	AB	R	H	TB	2B	3B	HR	RBI	SH	SF	HP	BB	IBB	SO	SB	CS
Anderson	.229	86	223	27	51	59	6	1	0	17	6	1	1	17	0	42	1	2
Bichette	.255	109	349	40	89	151	15	1	15	53	1	2	3	16	1	79	5	2
Coachman	.311	16	45	3	14	17	3	0	0	5	1	0	2	1	0	7	0	1
Davis	.265	113	412	58	109	164	17	1	12	58	0	3	0	61	4	89	1	2
DiSarcina	.140	18	57	8	8	11	1	1	0	0	1	0	0	3	0	10	1	0
Downing	.273	96	330	47	90	154	18	2	14	51	0	4	6	50	2	45	0	0
Hill	.264	103	352	36	93	124	18	2	3	32	6	4	1	29	1	27	1	2
Howell	.228	105	316	35	72	117	19	1	8	33	1	2	1	46	5	61	3	0
Joyner	.268	83	310	35	83	122	15	0	8	41	1	5	1	41	4	34	2	1
McClemore	.146	20	48	4	7	9	2	0	0	2	1	0	0	4	0	9	1	0
Orton	.190	31	84	8	16	24	5	0	1	6	2	0	1	5	0	31	0	1
Parrish	.268	133	470	54	126	212	14	0	24	70	0	2	5	46	4	107	2	2
Polonia	.336	109	381	50	128	159	7	9	2	32	3	3	1	25	1	42	20	14
Ray	.277	105	404	47	112	150	23	0	5	43	3	3	0	19	2	44	2	3
Rose	.385	7	13	5	5	8	0	0	1	2	1	0	0	2	0	1	0	0
Schofield	.255	99	310	41	79	92	8	1	1	18	13	2	2	52	3	61	3	4
Schroeder	.224	18	58	7	13	28	3	0	4	9	0	0	0	1	0	10	0	0
Schu	.268	61	157	19	42	68	8	0	6	14	0	1	0	11	0	25	0	0
Stevens	.214	67	248	28	53	84	10	0	7	32	2	3	0	22	3	75	1	1
Tingley	.000	5	3	0	0	0	0	0	0	0	0	0	0	1	0	0	0	0
Venable	.259	93	189	26	49	76	9	3	4	21	7	2	0	24	2	31	5	1
Washington	.176	12	34	3	6	10	1	0	1	3	0	0	0	2	0	8	1	0
White	.217	125	443	57	96	152	17	3	11	44	10	3	3	44	5	116	21	6
Winfield	.275	112	414	63	114	193	18	2	19	72	1	6	1	48	3	68	0	15
TOTALS	.260	162	5570	690	1448	2180	237	27	147	646	58	45	28	566	41	1000	69	43
OPP.	.267	162	5548	706	1482	2103	235	34	106	660	47	46	38	544	25	944	91	69

1990 ANGELS DESIGNATED HITTERS

PLAYER	AVG	G	AB	R	H	TB	2B	3B	HR	RBI	SH	SF	HP	BB	IBB	SO	SB	CS
Coachman	.000	2	5	0	0	0	0	0	0	0	0	0	0	0	0	1	0	0
Davis	.284	60	225	35	64	97	13	1	6	30	0	2	0	34	3	43	0	2
Downing	.280	87	322	47	90	154	18	2	14	51	0	4	6	49	2	44	0	0
Hill	.000	1	1	0	0	0	0	0	0	0	0	0	0	0	0	0	0	0
Parrish	.500	1	4	1	2	4	1	0	0	1	0	0	0	0	0	0	0	0
Polonia	.333	11	45	3	15	16	1	0	0	3	0	0	0	1	0	5	2	3
Ray	.250	1	4	0	1	1	0	0	0	0	0	0	0	0	0	0	0	0
Winfield	.364	3	11	3	4	8	1	0	1	2	0	0	0	4	0	3	0	0
TOTALS	.285	162	617	89	176	280	35	3	21	87	0	7	6	88	5	96	2	5

1990 ANGELS PITCHING

PITCHER	W-L	ERA	G	GS	CG	SHO	SV	IP	H	R	ER	HR	HB	BB	IB	SO	WP	BK
Abbott	10-14	4.51	33	33	4	1	0	211.2	246	116	106	16	5	72	6	105	4	3
Bailes	2-0	6.37	27	0	0	0	0	35.1	46	30	25	8	1	20	0	16	0	0
Blyleven	8-7	5.24	23	23	2	0	0	134	163	85	78	15	7	25	0	69	6	0
Clear	0-0	5.87	4	0	0	0	0	7.2	5	7	5	0	2	9	0	6	1	0
Corbett	0-0	9.00	4	0	0	0	0	5	8	5	5	0	0	3	0	2	0	0
Eichhorn	2-5	3.08	60	0	0	0	13	84.2	98	36	29	2	6	23	0	69	2	0
Fetters	1-1	4.12	26	2	0	0	1	67.2	77	33	31	9	2	20	0	35	3	0
Finley	18-9	2.40	32	32	7	2	0	236	210	77	63	17	2	81	3	177	9	0
Fraser	5-4	3.08	45	0	0	0	2	76	69	29	26	4	0	24	3	32	1	0
Grahe	3-4	4.98	8	8	0	0	0	43.1	51	30	24	3	3	23	1	25	1	0
Harvey	4-4	3.22	54	0	0	0	25	64.1	45	24	23	4	0	35	6	82	7	1
Hill	0-0	0.00	1	0	0	0	0	1	0	0	0	0	0	1	0	1	0	0
Langston	10-17	4.40	33	33	5	1	0	223	215	120	109	13	5	104	1	195	8	0
Lewis	1-1	2.20	2	2	1	0	0	16.1	10	4	4	2	0	2	0	9	0	0
McCaskill	12-11	3.25	29	29	2	1	0	174.1	161	77	63	9	2	72	1	78	6	1
McClure	2-0	6.43	11	0	0	0	0	7	7	6	5	0	0	3	0	6	0	1
Minton	1-1	2.35	11	0	0	0	0	15.1	11	4	4	1	1	7	1	4	0	0
Richardson	0-0	0.00	1	0	0	0	0	.1	1	0	0	0	0	0	0	0	0	0
Witt	0-3	1.77	10	0	0	0	1	20.1	19	9	4	1	1	13	2	14	1	0
Young	1-1	3.52	17	0	0	0	0	30.2	40	14	12	2	1	7	1	19	1	0
TOTALS	80-82	3.79	162	162	21	13	42	1454	1482	706	613	106	8	544	25	944	50	6
OPP.	82-80	3.72	162	162	12	6	55	1458.1	1448	690	602	147	28	566	41	1000	41	5

WIN STREAK: 7, May 21-27

LOSING STREAK: 5, May 3-7

CLUB HISTORY

CLUB HISTORY

YEAR BY YEAR STATISTICAL REVIEW



1991 ANGELS BATTING

PLAYER	AVG	G	AB	R	H	TB	2B	3B	HR	RBI	SH	SF	HP	BB	IBB	SO	SB	CS
Abner	.228	41	101	12	23	37	6	1	2	9	0	0	0	4	0	18	1	2
Amaro	.217	10	23	0	5	6	1	0	0	2	0	0	0	3	1	3	0	0
Cron	.133	6	15	0	2	2	0	0	0	0	0	0	0	2	0	5	0	0
Davis	.000	3	2	0	0	0	0	0	0	0	0	0	0	0	0	0	0	0
DiSarcina	.211	18	57	5	12	14	2	0	0	3	2	0	2	3	0	4	0	0
Felix	.283	66	230	32	65	85	10	2	2	26	0	2	3	11	0	55	7	5
Flora	.125	3	8	1	1	1	0	0	0	1	0	0	0	1	0	5	1	0
Gaetti	.246	152	586	58	144	222	22	1	18	66	2	5	8	33	3	104	5	5
Gallagher	.293	90	270	32	79	99	17	0	1	30	10	0	2	24	0	43	2	4
Hill	.239	77	209	36	50	63	8	1	1	20	3	0	0	30	1	21	1	0
Howell	.210	32	81	11	17	25	2	0	2	7	0	0	0	11	0	11	1	1
Joyner	.301	143	551	79	166	269	34	3	21	96	2	5	1	52	4	66	2	0
Lyons	.200	2	5	0	1	1	0	0	0	0	0	0	0	0	0	0	0	0
Marshall	.000	2	7	0	0	0	0	0	0	0	0	0	0	0	0	1	0	0
Orton	.203	29	69	7	14	18	4	0	0	3	4	0	0	1	10	0	17	0
Parker	.232	119	466	45	108	167	22	2	11	56	0	3	3	29	3	91	3	2
Parrish	.216	119	402	38	87	156	12	0	19	51	0	3	5	35	2	117	0	1
Polonia	.296	150	604	92	179	229	28	8	2	50	2	3	1	52	4	74	48	23
Rose	.277	22	65	5	18	28	5	1	1	8	0	1	0	3	0	13	0	0
Schofield	.225	134	427	44	96	111	9	3	0	31	7	0	3	50	2	69	8	4
Sojo	.258	113	364	38	94	119	14	1	3	20	19	0	5	14	0	26	5	2
Stevens	.293	18	58	8	17	24	7	0	0	9	1	1	0	6	2	12	1	2
Tingley	.200	45	115	11	23	33	7	0	1	13	4	0	1	8	0	34	1	1
Venable	.246	82	187	24	46	67	8	2	3	21	4	2	2	11	2	30	2	1
Winfield	.262	150	568	75	149	268	27	4	28	86	2	6	1	56	4	109	7	2
TOTALS	.255	162	5470	653	1396	2044	245	29	115	607	63	31	38	448	28	928	94	56
OPP.	.250	162	5399	649	1351	2066	250	21	141	609	43	35	38	543	29	990	89	72

1991 ANGELS DESIGNATED HITTERS

PLAYER	AVG	G	AB	R	H	TB	2B	3B	HR	RBI	SH	SF	HP	BB	IBB	SO	SB	CS
Abner	.000	3	0	1	0	0	0	0	0	0	0	0	0	0	0	0	0	0
Amaro	.000	1	0	0	0	0	0	0	0	0	0	0	0	0	0	0	0	0
Cron	.000	1	1	0	0	0	0	0	0	0	0	0	0	0	0	0	0	0
Gallagher	1.000	2	2	0	2	3	1	0	0	0	0	0	0	0	0	0	0	0
Howell	.000	1	1	0	0	0	0	0	0	0	0	0	0	0	0	0	0	0
Marshall	.000	1	3	0	0	0	0	0	0	0	0	0	0	0	0	0	0	0
Orton	.000	1	0	0	0	0	0	0	0	0	0	0	0	0	0	0	0	0
Parker	.232	119	466	45	108	167	22	2	11	56	0	3	3	29	3	91	3	2
Parrish	.143	5	2	2	3	6	0	0	1	1	0	0	0	3	0	5	0	0
Polonia	.313	4	16	3	5	5	0	0	0	0	0	0	0	0	0	3	2	1
Sojo	.000	1	0	1	0	0	0	0	0	0	0	0	0	0	0	0	0	0
Venable	.000	3	1	1	0	0	0	0	0	0	0	0	0	0	0	0	0	1
Winfield	.256	34	125	14	32	52	5	0	5	16	1	1	0	16	2	31	3	1
TOTALS	.236	162	636	67	150	223	28	2	17	73	1	4	3	48	5	130	8	5

1991 ANGELS PITCHING

PITCHER	W-L	ERA	G	GS	CG	SHO	SV	IP	H	R	ER	HR	HB	BB	IB	SO	WP	BK
Abbott, J.	18-11	2.89	34	34	5	1	0	243	222	85	78	14	5	73	6	158	1	4
Abbott, K.	1-2	4.58	5	3	0	0	0	19.2	22	11	10	2	1	13	0	12	1	1
Bailes	1-2	4.18	42	0	0	0	0	51.2	41	26	24	5	4	22	5	41	2	0
Bannister	0-0	3.96	16	0	0	0	0	25	25	12	11	5	0	10	1	16	1	0
Beasley	0-1	3.38	22	0	0	0	0	26.2	26	14	10	2	1	10	1	14	2	0
Eichhorn	3-3	1.98	70	0	0	0	1	81.2	63	21	18	2	2	13	1	49	0	0
Fetters	2-5	4.84	19	4	0	0	0	44.2	53	29	24	4	3	28	2	24	4	0
Finley	18-9	3.80	34	34	4	2	0	227.1	205	102	96	23	8	101	1	171	6	3
Grahe	3-7	4.81	18	10	1	0	0	73	84	43	39	2	3	33	0	40	2	0
Harvey	2-4	1.60	67	0	0	0	46★	78.2	51	20	14	6	1	17	3	101	2	2
Langston	19-8	3.00	34	34	7	0	0	246.1	190	89	82	30	2	96	3	183	6	0
Lewis	3-5	6.27	16	11	0	0	0	60.1	81	43	42	9	2	21	0	37	3	0
McCaskill	10-19★	4.26	30	30	1	0	0	177.2	193	93	84	19	3	66	1	71	6	0
McClure	0-0	9.31	13	0	0	0	0	9.2	13	11	10	3	1	5	0	5	2	1
Robinson	0-3	5.37	39	0	0	0	3	57	56	34	34	9	2	29	4	57	10	0
Valenzuela	0-2	12.15	2	2	0	0	0	6.2	14	10	9	3	0	3	0	5	1	0
Young	1-0	4.26	11	0	0	0	0	12.2	12	6	6	3	0	3	1	6	0	0
TOTALS	81-81	3.69	162	162	18	10	50	1441.2	1351	649	591	141	38	543	29	990	49	11
OPP.	81-81	3.58	162	162	20	15	42	1441.1	1396	653	573	115	38	448	28	928	61	6

WIN STREAK: 5, June 1-6

LOSING STREAK: 7, July 4-13 & July 31-Aug. 6

CLUB HISTORY





CLUB HISTORY

YEAR BY YEAR STATISTICAL REVIEW

1992 ANGELS BATTING

PLAYER	AVG	G	AB	R	H	TB	2B	3B	HR	RBI	SH	SF	HP	BB	IBB	SO	SB	CS
Brooks	.216	82	306	28	66	103	13	0	8	36	0	1	1	12	3	46	3	3
Curtis	.259	139	441	59	114	164	16	2	10	46	5	4	6	51	2	71	43	18
Davis	.250	40	104	5	26	34	8	0	0	16	0	1	0	13	2	9	0	0
DiSarcina	.247	157	518	48	128	156	19	0	3	42	5	3	7	20	0	50	9	7
Ducey	.237	31	59	4	14	17	3	0	0	2	0	1	0	5	0	12	2	3
Easley	.258	47	151	14	39	47	5	0	1	12	2	1	3	8	0	26	9	5
Felix	.246	139	509	63	125	184	22	5	9	72	5	9	2	33	5	128	8	8
Fitzgerald	.212	95	189	19	40	60	2	0	0	17	3	0	0	22	0	34	2	2
Gaetti	.226	130	456	41	103	156	13	2	12	48	0	3	6	21	4	79	3	1
Gonzales	.277	104	329	47	91	131	17	1	7	38	5	1	4	41	1	46	7	4
Gonzalez	.182	33	55	4	10	12	2	0	0	2	1	1	0	7	1	20	0	1
Hayes	.225	94	307	35	69	100	17	1	4	29	3	3	0	37	4	54	11	6
Langston	.000	33	2	1	0	0	0	0	0	0	0	0	0	0	2	0	0	0
Morris	.193	43	57	4	11	15	1	0	1	3	1	0	1	4	1	11	1	0
Myers	.235	8	17	0	4	5	1	0	0	1	0	0	0	0	0	6	0	0
Oberkfell	.264	41	91	6	24	25	1	0	0	10	0	2	0	8	2	5	0	1
Orton	.219	43	114	11	25	34	3	0	2	12	2	0	2	7	0	32	1	1
Parrish	.229	24	83	7	19	33	2	0	4	11	1	1	0	5	1	22	0	0
Polonia	.286	149	577	83	165	190	17	4	0	35	8	4	1	45	6	64	51	21★
Rose	.214	30	84	10	18	29	5	0	2	10	1	1	2	8	1	9	1	1
Salmon	.177	23	79	8	14	21	1	0	2	6	0	1	1	11	1	23	1	1
Schofield	.333	1	3	0	1	1	0	0	0	0	0	0	0	1	0	0	0	0
Sojo	.272	106	368	37	100	139	12	3	7	43	7	1	1	14	0	24	7	11
Stevens	.221	106	312	25	69	109	19	0	7	37	1	2	1	29	6	64	1	4
Tingley	.197	71	127	15	25	38	2	1	3	8	5	0	2	13	0	35	0	1
Williams	.231	14	26	5	6	9	1	1	0	2	0	0	0	1	0	10	0	2
TOTALS	.243	162	5364	579	1306	1812	202	20	88	537	56	40	40	416	40	882	160	101
OPP.	.264	162	5484	671	1449	2094	221	17	130	626	47	50	39	532	40	888	120	70

1992 ANGELS DESIGNATED HITTERS

PLAYER	AVG	G	AB	R	H	TB	2B	3B	HR	RBI	SH	SF	HP	BB	IBB	SO	SB	CS
Brooks	.218	70	275	28	60	97	13	0	8	34	0	1	1	10	2	43	3	3
Curtis	.000	1	0	1	0	0	0	0	0	0	0	0	0	0	0	0	0	0
Davis	.208	9	24	0	5	6	1	0	0	1	0	0	0	5	0	2	0	0
Ducey	.000	1	3	0	0	0	0	0	0	0	0	0	0	0	0	1	0	1
Felix	.267	8	30	4	8	11	1	1	0	6	0	1	0	2	1	8	0	0
Fitzgerald	.500	1	2	0	1	1	0	0	0	0	0	0	0	0	0	0	0	0
Gaetti	.230	17	61	6	14	24	1	0	3	4	0	0	1	3	0	15	0	1
Gonzalez	.000	1	0	0	0	0	0	0	0	0	0	0	0	0	0	0	0	0
Hayes	.412	5	17	5	7	10	3	0	0	1	0	0	0	0	0	3	0	0
Langston	.000	1	2	1	0	0	0	0	0	0	0	0	0	0	0	2	0	0
Morris	.000	6	11	0	0	0	0	0	0	1	0	1	1	1	1	2	0	0
Oberkfell	.200	5	20	1	4	4	0	0	0	2	0	0	0	0	0	2	0	0
Parrish	.125	2	8	0	1	1	0	0	0	1	0	0	0	0	0	3	0	0
Polonia	.314	47	188	30	59	71	8	2	0	12	3	1	1	12	2	20	15	9
Stevens	.167	2	6	1	1	1	0	0	0	1	0	0	0	1	0	1	0	0
Williams	.000	2	0	0	0	0	0	0	0	0	0	0	0	0	0	0	0	1
TOTALS	.247	162	647	77	160	226	27	3	11	62	4	3	4	34	6	102	18	15

1992 ANGELS PITCHING

PITCHER	W-L	ERA	G	GS	CG	SHO	SV	IP	H	R	ER	HR	HB	BB	IB	SO	WP	BK
Abbott	7-15	2.77	29	29	7	0	0	211	208	73	65	12	4	68	3	130	2	0
Bailes	3-1	7.45	32	0	0	0	0	38.2	59	34	32	7	1	28	4	25	2	1
Blyleven	8-12	4.74	25	24	1	0	0	133	150	76	70	17	5	29	2	70	3	1
Butcher	2-2	3.25	19	0	0	0	0	27.2	29	11	10	3	2	13	1	24	0	0
Crim	7-6	5.17	57	0	0	1	87	100	56	50	11	6	29	6	30	4	0	
Eichhorn	2-4	2.38	42	0	0	2	56.2	51	19	15	2	0	18	8	42	3	1	
Finley	7-12	3.96	31	31	4	1	0	204.1	212	99	90	24	3	98	2	124	6	0
Fortugno	1-1	5.18	14	5	1	1	1	41.2	37	24	24	5	0	19	0	31	2	1
Frey	4-2	3.57	51	0	0	0	4	45.1	39	18	18	6	2	22	3	24	1	0
Grahe	5-6	3.52	46	7	0	0	21	94.2	85	37	37	5	6	39	2	39	3	0
Harvey	0-4	2.83	25	0	0	13	28.2	22	12	9	4	0	11	1	34	4	0	
Hathaway	0-0	7.94	2	1	0	0	0	5.2	8	5	5	1	0	3	0	1	0	0
Langston	13-14	3.66	32	32	9	2	0	229	206	103	93	14	6	74	2	174	5	0
Lewis	4-0	3.99	21	2	0	0	0	38.1	36	18	17	3	2	14	1	18	1	1
Robinson	1-0	2.20	3	3	0	0	0	16.1	19	4	4	1	0	3	0	9	1	0
Valera	8-11	3.73	30	28	4	2	0	188	188	82	78	15	2	64	5	113	5	0
TOTALS	72-90	3.84	162	162	26	13	42	1446	1449	671	617	130	39	532	40	888	42	5
OPP.	90-72	3.14	162	162	27	15	45	1454	1306	579	507	88	40	416	40	882	33	12

WIN STREAK: 6, July 10-18

LOSING STREAK: 11, June 28-July 9

CLUB HISTORY

YEAR BY YEAR STATISTICAL REVIEW



1993 ANGELS BATTING

PLAYER	AVG	G	AB	R	H	TB	2B	3B	HR	RBI	SH	SF	HP	BB	IBB	SO	SB	CS
Correia	.266	64	128	12	34	39	5	0	0	9	5	0	4	6	0	20	2	4
Curtis	.285	152	583	94	166	215	25	3	6	59	7	7	4	70	2	89	48	24
Davis	.243	153	573	74	139	252	32	0	27	112	0	0	1	71	12	135	4	1
DiSarcina	.238	126	416	44	99	130	20	1	3	45	5	3	6	15	0	38	5	7
Easley	.313	73	230	33	72	95	13	2	2	22	1	2	3	28	2	35	6	6
Edmonds	.246	18	61	5	15	21	4	1	0	4	0	0	2	1	16	0	2	2
Gaetti	.180	20	50	3	9	11	2	0	0	4	0	1	0	5	0	12	1	0
Gonzales, L.	.500	2	2	0	1	1	0	0	0	1	0	0	0	1	0	0	0	0
Gonzales, R.	.251	118	335	34	84	107	17	0	2	31	2	2	1	49	2	45	5	5
Gruber	.277	18	65	10	18	30	3	0	3	9	2	0	1	2	0	11	0	0
Javier	.291	92	237	33	69	96	10	4	3	28	1	3	1	27	1	33	12	2
Lovullo	.251	116	367	42	92	130	20	0	6	30	3	2	1	36	1	49	7	6
Myers	.255	108	290	27	74	105	10	0	7	40	3	3	2	17	2	47	3	3
Orton	.189	37	95	5	18	26	5	0	1	4	2	0	1	7	0	24	1	2
Perez	.250	52	180	16	45	67	6	2	4	30	0	1	2	9	0	39	5	4
Polonia	.271	152	576	75	156	188	17	6	1	32	8	3	2	48	7	53	55	24★
Salmon	.283	142	515	93	146	276	35	1	31	95	0	8	5	82	5	135	5	6
Snow	.241	129	419	60	101	171	18	2	16	57	7	6	2	55	4	88	3	0
Stillwell	.262	22	61	2	16	22	2	2	0	3	1	2	0	4	0	11	2	0
Tingley	.200	58	90	7	18	25	7	0	0	12	3	1	1	9	0	22	1	2
Turner	.280	25	75	9	21	29	5	0	1	13	0	1	1	9	0	16	1	1
Van Burkleo	.152	12	33	2	5	11	3	0	1	1	0	0	0	6	0	9	1	0
Walewander	.125	12	8	2	1	1	0	0	0	3	0	1	0	5	0	1	1	1
TOTALS	.260	162	5391	684	1399	2048	259	24	114	644	50	46	38	564	39	930	169	100
OPP.	.270	162	5488	770	1482	2239	268	15	153	732	53	61	51	550	35	843	122	52

1993 ANGELS DESIGNATED HITTERS

PLAYER	AVG	G	AB	R	H	TB	2B	3B	HR	RBI	SH	SF	HP	BB	IBB	SO	SB	CS
Correia	.000	6	0	1	0	0	0	0	0	0	0	0	0	0	0	0	0	0
Davis	.243	150	572	74	139	252	32	0	27	112	0	0	1	70	12	135	4	1
Easley	1.000	1	1	0	1	2	1	0	0	0	0	0	0	0	0	0	0	0
Gaetti	.176	5	17	2	3	3	0	0	0	3	0	1	0	2	0	4	0	0
Gruber	.000	1	4	0	0	0	0	0	0	1	0	0	0	0	0	2	0	0
Javier	.500	1	2	0	1	1	0	0	0	0	0	0	0	0	0	1	0	0
Myers	.429	2	7	0	3	3	0	0	0	2	0	0	0	0	0	0	0	0
Perez	.000	3	1	1	0	0	0	0	0	0	0	0	0	0	0	0	0	0
Polonia	.188	4	16	2	3	3	0	0	0	0	0	0	0	1	0	3	1	3
Salmon	.750	1	4	2	3	5	2	0	0	1	0	0	0	1	0	1	0	0
Walewander	.000	3	0	0	0	0	0	0	0	0	0	0	0	0	0	0	0	1
Walton	.000	4	0	1	0	0	0	0	0	0	0	0	0	0	0	0	0	0
TOTALS	.245		624	83	153	269	35	0	27	119	0	1	1	74	12	146	5	5

1993 ANGELS PITCHING

PITCHER	W-L	ERA	G	GS	CG	SHO	SV	IP	H	R	ER	HR	HB	BB	IB	SO	WP	BK
Anderson	0-0	3.97	4	1	0	0	0	11.1	11	5	5	1	0	2	0	4	0	0
Butcher	1-0	2.86	23	0	0	0	8	28.1	21	12	9	2	2	15	1	24	0	0
Crim	2-2	5.87	11	0	0	0	0	15.1	17	11	10	2	2	5	1	10	0	0
Davis	0-0	0.00	1	0	0	0	0	2	0	0	0	0	1	0	0	0	0	0
Farrell	3-12	7.35	21	17	0	0	0	90.2	110	74	74	22	7	44	3	45	3	0
Finley	16-14	3.15	35	35	13★	2	0	251.1	243	108	88	22	6	82	1	187	8	1
Frey	2-3	2.98	55	0	0	0	13	48.1	41	20	16	1	3	26	1	22	3	0
Gonzales	0-0	0.00	1	0	0	0	0	1	0	0	0	0	0	0	0	0	0	0
Grahe	4-1	2.86	45	0	0	0	11	56.2	54	22	18	5	2	25	4	31	3	0
Hathaway	4-3	5.02	11	11	0	0	0	57.1	71	35	32	6	5	26	1	11	5	1
Holzemer	0-3	8.87	5	4	0	0	0	23.1	34	24	23	2	3	13	0	10	1	0
Langston	16-11	3.20	35	35	7	0	0	256.1	220	100	91	22	1	85	2	196	10	2
Leftwich	4-6	3.79	12	12	1	0	0	80.2	81	35	34	5	3	27	1	31	1	0
Lewis	1-2	4.22	15	4	0	0	0	32	37	16	15	3	2	12	1	10	1	0
Linton	2-0	7.71	19	0	0	0	0	25.2	35	22	22	8	0	14	1	19	2	0
Magrane	3-2	3.94	8	8	0	0	0	48	48	27	21	4	0	21	0	24	4	0
Nelson	0-5	3.08	46	0	0	0	4	52.2	50	25	18	3	2	23	4	31	1	0
Nielsen	0-0	8.03	10	0	0	0	0	12.1	18	13	11	1	1	4	0	8	0	1
Patterson	1-1	4.58	46	0	0	0	1	59	54	30	30	7	0	35	5	36	2	0
Patterson	7-1	4.46	21	21	4	1	0	135.1	153	77	67	15	5	27	5	66	1	2
Scott	1-2	5.85	16	0	0	0	0	20	19	13	13	1	1	11	1	13	2	0
Springer	1-6	7.20	14	9	1	0	0	60	73	48	48	11	3	32	1	31	6	0
Swingle	0-1	8.38	9	0	0	0	0	9.2	15	9	9	2	0	6	0	6	0	0
Valera	3-6	6.62	19	5	0	0	4	53	77	44	39	8	2	15	2	28	2	0
TOTALS	71-91	4.34	162	162	26	6	41	1430.1	1482	770	690	153	51	550	35	843	55	7
OPP.	91-71	3.92	162	162	17	8	47	1438.2	1399	684	627	114	38	564	39	930	47	6

WIN STREAK: 6, Apr. 20-25

LOSING STREAK: 10, July 17-26





CLUB HISTORY

YEAR BY YEAR STATISTICAL REVIEW

1994 ANGELS BATTING

PLAYER	AVG	G	AB	R	H	TB	2B	3B	HR	RBI	SH	SF	HP	BB	IBB	SO	SB	CS
Anderson, G.	.385	5	13	0	5	5	0	0	0	1	0	0	0	0	0	2	0	0
Correia	.235	6	17	4	4	5	1	0	0	0	0	0	2	0	0	0	0	0
Davis	.256	114	453	67	116	180	23	4	11	50	7	4	5	37	0	69	25	11
Dalesandro	.200	19	25	5	5	9	1	0	1	2	0	0	0	2	0	4	0	0
Davis	.311	108	392	72	122	220	18	1	26	84	0	6	1	69	11	84	3	2
DiSarcina	.260	112	389	53	101	128	14	2	3	33	10	2	2	18	0	28	3	7
Easley	.215	88	316	41	68	104	16	1	6	30	4	2	4	29	0	48	4	5
Edmonds	.273	94	289	35	79	109	13	1	5	37	1	1	1	30	3	72	4	2
Fabregas	.283	43	127	12	36	39	3	0	0	16	1	0	0	7	1	18	2	1
Hudler	.298	56	124	17	37	69	8	0	8	20	4	2	0	6	0	28	2	2
Jackson	.279	75	201	23	56	102	7	0	13	43	0	2	1	20	2	72	1	0
Myers	.246	45	126	10	31	43	6	0	2	8	5	1	0	10	3	27	0	2
Owen	.310	82	268	30	83	113	17	2	3	37	3	0	1	49	0	17	2	8
Perez	.209	38	129	10	27	49	7	0	5	16	1	1	0	12	1	29	3	0
Reynolds	.232	74	207	33	48	60	10	1	0	11	3	1	1	23	0	18	10	7
Salmon	.287	100	373	67	107	198	18	2	23	70	0	3	5	54	2	102	1	3
Smith	.262	45	122	19	32	54	5	1	5	18	0	1	0	7	0	20	2	3
Snow	.220	61	223	22	49	77	4	0	8	30	2	1	3	19	1	48	0	1
Turner	.242	58	149	23	36	48	7	1	1	12	1	2	1	10	0	29	3	0
TOTALS	.264	115	3943	543	1042	1612	178	16	120	518	42	29	27	402	24	715	65	54
OPP.	.287	115	4009	660	1149	1873	236	19	150	624	35	41	45	436	28	682	83	38

1994 ANGELS DESIGNATED HITTERS

PLAYER	AVG	G	AB	R	H	TB	2B	3B	HR	RBI	SH	SF	HP	BB	IBB	SO	SB	CS
Davis	.314	106	385	71	121	219	18	1	26	84	0	6	1	69	11	81	3	2
Hudler	.000	4	3	0	0	0	0	0	0	0	1	0	0	0	0	1	0	0
Jackson	.333	9	30	2	10	10	0	0	0	0	0	0	0	2	0	11	0	0
Myers	.000	1	1	0	0	0	0	0	0	0	0	0	0	0	0	1	0	0
Owen	.000	2	1	0	0	0	0	0	0	0	0	0	0	0	0	0	0	0
Reynolds	.000	3	0	1	0	0	0	0	0	0	0	0	0	0	0	0	0	0
Smith	.000	2	4	0	0	0	0	0	0	0	0	0	0	1	0	2	0	0
TOTALS	.309	115	424	74	131	229	18	1	26	84	1	6	0	72	0	96	3	2

1994 ANGELS PITCHING

PITCHER	W-L	ERA	G	GS	CG	SHO	SV	IP	H	R	ER	HR	HB	BB	IB	SO	WP	BK
Anderson, B.	7-5	5.22	18	18	0	0	0	101.2	120	63	59	13	5	27	0	47	5	5
Butcher	2-1	6.67	33	0	0	0	0	29.2	31	24	22	2	2	23	5	19	2	0
Dopson	1-4	6.14	21	5	0	0	0	58.2	67	41	40	6	3	26	3	33	4	1
Farrell	1-2	9.00	3	3	0	0	0	13	16	14	13	2	1	8	0	10	0	0
Finley	10-10	4.32	25	25	7	2	0	183.1★	178	95	88	21	3	71	0	148	10	0
Grähe	2-5	6.65	40	0	0	0	13	43.1	68	33	32	5	6	18	4	26	4	1
Langston	7-8	4.68	18	18	2	1	0	119.1	121	67	62	19	0	54	1	109	6	0
Lefferts	1-1	4.67	30	0	0	0	1	34.2	50	20	18	7	0	12	3	27	1	0
Leftwich	5-10	5.68	20	20	1	0	0	114	127	75	72	16	3	42	2	67	3	1
Leiter	4-7	4.72	40	7	0	0	2	95.1	99	56	50	13	9	35	6	71	2	0
Lewis	0-1	6.10	20	0	0	0	0	31	46	23	21	5	2	10	2	10	0	0
Lorraine	0-2	10.61	4	3	0	0	0	18.2	30	23	22	7	0	11	0	10	0	0
Magrane	2-6	7.30	20	11	1	0	0	74	89	63	60	18	6	51	0	33	7	0
Patterson, B.	2-3	4.07	47	0	0	0	1	42	35	21	19	6	2	15	2	30	1	0
Patterson, K.	0-0	0.00	1	0	0	0	0	.2	0	0	0	0	0	0	0	1	0	0
Sampen	1-1	6.46	10	0	0	0	0	15.1	14	11	11	1	3	13	0	9	0	0
Schwarz	0-0	4.05	4	0	0	0	0	6.2	5	3	3	0	0	6	0	4	1	0
Springer	2-2	5.52	18	5	0	0	2	45.2	53	28	28	9	0	14	0	28	2	0
TOTALS	47-68	5.42	115	115	11	4	21	1027	1149	660	618	150	45	436	28	682	48	8
OPP.	68-47	4.38	115	115	11	7	26	1032.2	1042	543	503	120	27	402	24	715	33	4

WIN STREAK: 4, May 18-21

LOSING STREAK: 8, July 21-29



CLUB HISTORY

YEAR BY YEAR STATISTICAL REVIEW



1995 ANGELS BATTING

PLAYER	AVG	G	AB	R	H	TB	2B	3B	HR	RBI	SH	SF	HP	BB	IBB	SO	SB	CS
Aldrete	.250	18	24	1	6	6	0	0	0	3	0	1	0	0	0	8	0	0
Allanson	.171	35	82	5	14	26	3	0	3	10	1	0	1	7	0	12	0	1
Anderson, G.	.321	106	374	50	120	189	19	1	16	69	2	4	1	19	4	65	6	2
Correia	.238	14	21	3	5	8	1	1	0	3	1	0	0	0	0	5	0	0
Dalesandro	.100	11	10	1	1	2	1	0	0	0	0	0	0	0	0	2	0	0
Davis	.318	119	424	81	135	218	23	0	20	86	0	9	0	89	12	79	3	3
DiSarcina	.307	99	362	61	111	166	28	6	5	41	7	3	2	20	0	25	7	4
Easley	.216	114	357	35	77	107	14	2	4	35	6	4	6	32	1	47	5	2
Edmonds	.290	141	558	120	162	299	30	4	33	107	1	5	5	51	4	130	1	4
Fabregas	.247	73	227	24	56	69	10	0	1	22	3	1	0	17	0	28	0	2
Flora	.000	2	1	1	0	0	0	0	0	0	0	0	0	0	0	1	0	0
Gallagher	.188	11	16	1	3	4	1	0	0	0	0	0	0	2	0	1	0	0
Gonzales	.333	30	18	1	6	10	1	0	1	3	0	0	0	0	0	4	0	0
Hudler	.265	84	223	30	59	93	16	0	6	27	2	1	5	10	1	48	13	0
Lind	.163	15	43	5	7	9	2	0	0	1	0	0	0	3	0	4	0	0
Martinez	.180	26	61	7	11	15	1	0	1	9	0	0	1	6	2	7	0	0
Myers	.260	85	273	35	71	114	12	2	9	38	1	2	1	17	3	49	0	1
Owen	.229	82	218	17	50	68	9	3	1	28	1	0	0	18	1	22	3	2
Palmeiro	.350	15	20	3	7	7	0	0	0	1	0	0	0	1	0	1	0	0
Perez	.169	29	71	9	12	21	4	1	1	7	0	1	2	12	0	9	0	2
Phillips	.261	139	525	119	137	241	21	1	27	61	1	1	3	113	6	135	13	10
Salmon	.330	143	537	111	177	319	34	3	34	105	0	4	6	91	2	111	5	5
Schofield	.250	12	20	1	5	5	0	0	0	2	2	0	0	4	0	2	0	0
Snow	.289	143	544	80	157	253	22	1	24	102	5	2	3	52	4	91	2	1
Turner	.100	5	10	0	1	1	0	0	0	1	0	0	0	0	0	3	0	0
TOTALS	.277	145	5019	801	1390	2250	252	25	186	761	33	38	36	564	40	889	57	39
OPP.	.265	145	4949	697	1310	2097	260	19	163	662	48	45	43	486	23	901	88	46

1995 ANGELS DESIGNATED HITTERS

PLAYER	AVG	G	AB	R	H	TB	2B	3B	HR	RBI	SH	SF	HP	BB	IBB	SO	SB	CS
Aldrete	.143	2	7	0	1	1	0	0	0	0	0	0	0	0	0	2	0	0
Anderson, G.	.000	1	4	0	0	0	0	0	0	0	0	0	0	0	0	1	0	0
Correia	.000	1	0	1	0	0	0	0	0	0	0	0	0	0	0	0	0	0
Dalesandro	.000	1	1	0	0	0	0	0	0	0	0	0	0	0	0	0	0	0
Davis	.318	119	424	81	135	218	23	0	20	86	0	9	0	89	12	79	3	3
Flora	.000	1	1	0	0	0	0	0	0	0	0	0	0	0	0	1	0	0
Gallagher	.000	1	0	0	0	0	0	0	0	0	0	0	0	1	0	0	0	0
Hudler	.250	3	12	3	3	6	0	0	1	1	0	0	1	2	0	1	2	0
Martinez	.167	2	6	0	1	1	0	0	0	0	0	0	0	0	0	2	0	0
Myers	.266	16	64	13	17	22	2	0	1	10	0	1	1	8	1	9	0	1
Perez	.000	1	1	0	0	0	0	0	0	0	0	0	0	0	0	0	0	0
Phillips	.429	2	7	2	3	4	1	0	0	2	0	0	0	2	0	2	0	0
Salmon	.000	1	3	1	0	0	0	0	0	0	0	0	0	1	0	0	0	0
TOTALS	.302	145	530	101	160	252	26	0	22	99	0	10	2	103	13	97	5	4

1995 ANGELS PITCHING

PITCHER	W-L	ERA	G	GS	CG	SHO	SV	IP	H	R	ER	HR	HB	BB	IB	SO	WP	BK
Abbott	5-4	4.15	13	13	1	1	0	84.2	93	43	39	4	1	29	0	41	1	0
Anderson, B.	6-8	5.87	18	17	1	0	0	99.2	110	66	65	24	3	30	2	45	1	3★
Bennett	0-0	0.00	1	0	0	0	0	0.1	0	0	0	0	0	0	0	0	0	0
Bielecki	4-6	5.97	22	11	0	0	0	75.1	80	56	50	15	3	31	1	45	3	0
Boskie	7-7	5.64	20	20	1	0	0	111.2	127	73	70	16	7	25	0	51	4	0
Butcher	6-1	4.73	40	0	0	0	0	51.1	49	28	27	7	1	31	2	29	3	0
Edenfield	0-0	4.26	7	0	0	0	0	12.2	15	7	6	1	0	5	0	6	3	0
Finley	15-12	4.21	32	32	2	1	0	203	192	106	95	20	7	93	1	195	13	1
Habyan	1-2	4.13	28	0	0	0	0	32.2	36	16	15	2	1	12	0	25	2	0
Harkey	4-3	4.55	12	8	1	0	0	61.1	80	32	31	12	1	16	2	28	0	0
Holzemer	0-1	5.40	12	0	0	0	0	8.1	11	6	5	1	1	7	1	5	0	0
James	3-0	3.88	46	0	0	0	1	55.2	49	27	24	6	3	26	2	36	1	0
Langston	15-7	4.63	31	31	2	1	0	200.1	212	109	103	21	3	64	1	142	5	1
Monteleone	1-0	2.00	9	0	0	0	0	9	8	2	2	1	0	3	0	5	0	0
Patterson	5-2	3.04	62	0	0	0	0	53.1	48	18	18	6	1	13	3	41	0	1
Percival	3-2	1.95	62	0	0	0	3	74	37	19	16	6	1	26	2	94	2	2
Sanderson	1-3	4.12	7	7	0	0	0	39.1	48	23	18	6	2	4	1	23	0	1
Smith	0-5	3.47	52	0	0	0	37	49.1	42	19	19	3	1	25	4	43	1	0
Springer	1-2	6.10	19	6	0	0	1	51.2	60	37	35	11	5	25	1	38	1	0
Williams	1-2	6.75	20	0	0	0	0	10.2	13	10	8	1	2	21	0	9	2	1
TOTALS	78-67	4.52	145	145	8	9	42	1284.1	1310	697	645	163	43	486	23	901	42	10
OPP.	67-78	5.18	145	145	15	7	33	1277.2	1390	801	736	186	36	564	40	889	47	7

WIN STREAK: 8, July 25-Aug. 2

LOSING STREAK: 9, Aug. 25-Sept. 3, Sept. 13-23

CLUB HISTORY





CLUB HISTORY

YEAR BY YEAR STATISTICAL REVIEW

1996 ANGELS BATTING

PLAYER	AVG	G	AB	R	H	TB	2B	3B	HR	RBI	SH	SF	HP	BB	IBB	SO	SB	CS
Aldrete	.213	63	108	16	23	47	6	0	6	20	0	1	0	14	0	19	0	1
Anderson	.285	150	607	79	173	246	33	2	12	72	5	3	0	27	5	84	7	9
Arias	.238	84	252	19	60	88	8	1	6	28	6	0	0	16	2	50	2	0
Borders	.228	19	57	6	13	22	3	0	2	8	1	0	0	3	0	11	0	1
Davis	.292	145	530	73	155	263	24	0	28	95	1	6	0	86	11	99	5	2
DiSarcina	.150	156	566	62	137	186	26	4	5	48	16	1	2	21	0	36	2	1
Easley	.156	28	45	4	7	14	1	0	2	7	0	0	0	6	0	12	0	0
Edmonds	.304	114	431	73	131	246	28	3	27	66	0	2	4	46	2	101	4	0
Eenhoorn	.267	6	15	1	4	4	0	0	0	0	0	0	0	0	0	2	0	0
Erstad	.284	57	208	34	59	78	5	1	4	20	1	3	0	17	1	29	3	3
Fabregas	.287	90	254	18	73	85	6	0	2	26	3	5	0	17	3	27	0	1
Greene	.190	29	79	9	15	22	1	0	2	9	0	0	1	4	0	11	2	0
Hancock	1.000	11	1	1	1	1	0	0	0	0	0	0	0	0	0	0	0	0
Howell	.270	66	126	20	34	64	4	1	8	21	0	0	0	10	0	30	0	1
Hudler	.311	92	302	60	94	168	20	3	16	40	2	1	3	9	0	54	14	5
Palmeiro	.287	50	87	6	25	33	6	1	0	6	1	0	2	8	1	13	0	1
Percival	.000	62	1	0	0	0	0	0	0	0	0	0	0	0	0	1	0	0
Pritchett	.154	5	13	1	2	2	0	0	0	1	0	0	0	0	0	3	0	0
Salmon	.286	156	581	90	166	291	27	4	30	98	0	3	4	93	7	125	4	2
Schofield	.250	13	16	3	4	6	0	0	0	0	0	0	0	1	0	3	1	0
Slaughter	.324	62	207	23	67	94	9	0	6	32	0	2	2	13	0	20	0	0
Snow	.257	155	575	69	148	221	20	1	17	67	2	3	5	56	6	96	1	6
Turner	.333	4	3	1	1	1	0	0	0	1	0	1	0	1	0	0	0	0
Velarde	.285	136	530	82	151	226	27	3	14	54	4	2	5	70	0	118	7	7
Wallach	.237	57	190	23	45	76	7	0	8	20	0	0	1	18	2	47	1	0
TOTALS	.276	161	5686	762	1571	2451	256	24	192	727	45	33	29	527	40	974	53	39
OPP.	.275	161	5617	943	1546	2521	282	18	219	886	41	56	84	662	47	1052	146	54

1996 ANGELS DESIGNATED HITTERS

PLAYER	AVG	G	AB	R	H	TB	2B	3B	HR	RBI	SH	SF	HP	BB	IBB	SO	SB	CS
Aldrete	.167	6	12	3	2	6	1	0	1	5	0	1	0	2	0	1	0	0
Anderson	.000	1	2	0	0	0	0	0	0	0	0	0	0	1	0	0	0	0
Arias	1.000	1	1	0	1	1	0	0	0	0	0	0	0	0	0	0	0	0
Boskie	.000	1	0	0	0	0	0	0	0	0	0	0	0	0	0	0	0	0
Davis	.294	143	528	73	155	263	24	0	28	95	1	6	0	86	11	98	5	2
Easley	.000	2	0	0	0	0	0	0	0	0	1	0	0	0	0	0	0	0
Edmonds	.000	1	4	0	0	0	0	0	0	0	0	0	0	1	0	1	0	0
Fabregas	.000	1	1	0	0	0	0	0	0	0	0	0	0	0	0	0	0	0
Greene	1.000	1	4	0	4	6	0	0	0	0	0	0	0	0	0	1	0	0
Howell	.375	4	8	0	3	3	0	0	0	2	0	0	0	0	0	2	0	0
Hudler	.095	8	21	2	2	3	1	0	0	0	0	0	0	1	0	5	0	0
Palmeiro	.000	4	4	0	0	0	0	0	0	0	0	0	0	1	1	0	0	0
Salmon	.500	3	8	0	4	6	0	1	0	2	0	0	0	1	0	1	0	0
Schofield	.000	1	0	1	0	0	0	0	0	0	0	0	0	0	0	0	0	0
Slaughter	.000	1	1	0	0	0	0	0	0	0	0	0	0	0	0	0	0	0
Wallach	.167	8	18	1	3	6	0	0	1	2	0	0	0	1	0	5	0	0
TOTALS	.278	161	612	80	170	288	26	1	30	106	2	7	0	94	12	115	5	2

1996 ANGELS PITCHING

PITCHER	W-L	ERA	G	GS	CG	SHO	SV	IP	H	R	ER	HR	HB	BB	IB	SO	WP	BK	
Abbott, J.	2-18★	7.48	27	23	1	0	0	142	171	128	118	23	4	78	3	58	13	1	
Abbott, K.	0-1	20.25	3	0	0	0	0	4	10	9	9	1	0	5	0	3	1	0	
Boskie	12-11	5.32	37	28	1	0	0	189.1	226	126	112	40★	13★	67	7	133	10	0	
Dickson	1-4	4.57	7	7	0	0	0	43.1	52	22	22	6	1	18	1	20	1	1	
Edenfield	0-0	10.38	2	0	0	0	0	4.1	10	5	5	2	1	2	0	4	0	0	
Eichhorn	1-2	5.04	24	0	0	0	0	30.1	36	17	17	3	2	11	3	24	0	1	
Ellis	0-0	0.00	3	0	0	0	0	5	0	0	0	0	0	4	0	5	1	0	
Finley	15-16	4.16	35	35	4	1	0	238	241	124	110	27	11	94	5	215	1★	2	
Frohwrth	0-0	11.12	4	0	0	0	0	5.2	10	11	7	1	1	4	0	1	0	0	
Gohr	1-1	7.50	15	0	0	0	1	24	34	20	20	7	0	10	0	15	0	0	
Grimsley	5-7	6.84	35	20	2	1	0	130.1	150	110	99	14	13★	74	5	82	11	0	
Hancock	4-1	7.48	11	4	0	0	0	27.2	34	23	23	2	2	17	1	19	2	0	
Harris	2-0	3.90	11	3	0	0	0	32.1	31	16	14	4	3	17	2	20	4	0	
Holtz	3-3	2.45	30	0	0	0	0	29.1	21	11	8	1	3	19	2	31	1	0	
Holzemer	1-0	8.76	25	0	0	0	0	24.2	35	28	24	7	3	8	1	20	0	0	
James	5-5	2.67	69	0	0	0	1	81	62	27	24	7	10	42	7	65	5	0	
Langston	6-5	4.82	18	18	2	0	0	123.1	116	68	66	18	2	45	0	83	4	0	
Leftwich	0-1	7.36	2	2	0	0	0	7.1	12	9	6	1	0	3	0	4	0	0	
May	0-0	10.13	5	0	0	0	0	2.2	3	3	3	0	1	0	0	1	0	0	
McElroy	5-1	2.95	40	0	0	0	0	36.2	32	12	12	2	2	13	2	32	1	0	
Monteleone	0-3	5.87	12	0	0	0	0	15.1	23	11	10	5	1	2	0	5	0	1	
Pennington	0-0	12.27	8	0	0	0	0	7.1	5	10	10	1	0	16	2	7	1	0	
Percival	0-2	2.31	62	0	0	0	0	36	74	38	20	19	8	2	31	4	100	2	0
Sanderson	0-2	7.50	5	4	0	0	0	18	39	21	15	5	2	4	0	7	0	2	
Schmidt	2-0	7.88	9	0	0	0	0	8	13	9	7	2	0	8	0	2	1	0	
Smith	0-0	2.45	11	0	0	0	0	11	8	4	3	0	0	3	0	6	1	0	
Springer	5-6	5.51	20	15	2	1	0	94.2	91	65	58	24	6	43	0	64	1	0	
Van Ryn	0-0	0.00	1	0	0	0	0	1	1	0	0	0	0	1	0	0	0	0	
Williams	0-2	8.89	13	2	0	0	0	28.1	42	34	28	7	2	21	4	26	2	0	
TOTALS	70-91	5.30	161	161	12	8	38	1439	1546	943	847	219	84	662	47	1052	80	8	
OPP.	91-70	4.37	161	161	17	6	31	1449.2	1571	762	704	192	29	527	40	974	40	7	

WIN STREAK: 7, Apr. 17-24; June 9-15

LOSING STREAK: 7, Sept. 9-17

CLUB HISTORY

YEAR BY YEAR STATISTICAL REVIEW



1997 ANGELS BATTING

PLAYER	AVG	G	AB	R	H	TB	2B	3B	HR	RBI	SH	SF	HP	BB	IBB	SO	SB	CS
Alicea	.253	128	388	59	98	143	16	7	5	37	4	2	8	69	3	65	22	8
Anderson	.303	154	624	76	189	255	36	3	8	92	1	5	2	30	6	70	10	4
Arias	.333	3	6	1	2	2	0	0	0	1	0	0	0	0	0	0	0	0
Dickson	.000	33	2	0	0	0	0	0	0	0	0	0	0	0	0	0	0	0
DiSarcina	.246	154	549	52	135	179	28	2	4	47	8	5	4	17	0	29	7	8
Edmonds	.291	133	502	82	146	251	27	0	26	80	0	5	4	60	5	80	5	7
Eenhoorn	.350	11	20	2	7	11	1	0	1	6	0	1	0	0	0	2	0	0
Encarnacion	.412	11	17	2	7	11	1	0	1	6	0	4	0	0	0	1	2	0
Erstad	.299	139	539	99	161	251	34	4	16	77	5	6	4	51	4	86	23	8
Fabregas	.079	21	38	2	3	4	1	0	0	3	2	0	0	3	0	3	0	0
Finley	.000	25	6	1	0	0	0	0	0	0	0	0	0	0	0	2	0	0
Grebeck	.270	63	126	12	34	46	9	0	1	6	5	1	0	18	1	11	0	1
Greene	.290	34	124	24	36	69	6	0	9	24	0	0	0	7	1	25	2	0
Gross	.000	12	1	0	0	0	0	0	0	0	0	0	0	0	0	1	0	0
Henderson	.183	32	115	21	21	30	3	0	2	7	1	0	2	26	0	23	16	4
Hill	.500	31	2	0	1	2	1	0	0	2	1	0	0	0	0	1	0	0
Hollins	.288	149	572	101	165	246	29	2	16	85	1	5	8	62	2	124	16	6
Holtz	.000	66	1	0	0	0	0	0	0	0	0	0	0	0	0	1	0	0
Howell	.259	77	174	25	45	94	7	0	14	34	1	3	0	13	2	36	1	0
Kreuter	.234	70	218	19	51	72	7	1	4	18	1	0	0	21	0	57	0	2
Leyritz	.276	84	294	47	81	121	7	0	11	50	3	5	3	37	2	56	1	1
May	.000	29	2	0	0	0	0	0	0	0	0	0	0	0	0	2	0	0
McElroy	.000	62	0	1	0	0	0	0	0	0	0	0	0	0	0	0	0	0
Murray	.219	46	160	13	35	51	7	0	3	15	0	3	0	13	0	24	1	0
Palmeiro	.216	74	134	19	29	35	2	2	0	8	3	1	1	17	1	11	2	2
Perisho	.000	11	1	0	0	0	0	0	0	0	0	0	0	0	0	1	0	0
Phillips	.264	105	405	73	107	157	28	2	6	48	3	4	2	73	5	89	9	9
Salmon	.296	157	582	95	172	301	28	1	33	129	0	11	7	95	5	142	9	12
Springer	.000	32	3	0	0	0	0	0	0	0	0	0	0	0	0	3	0	0
Turner	.261	13	23	4	6	12	1	1	1	2	1	0	0	5	0	8	0	0
Velarde	.000	1	0	0	0	0	0	0	0	0	0	0	0	0	0	0	0	0
PITCHERS	.056	8	18	1	1	2	1	0	0	2	1	0	0	0	0	11	0	0
TOTALS	.272	162	5628	829	1531	2343	279	25	161	775	40	57	45	617	37	953	126	72
OPP.	.269	162	5604	794	1506	2451	287	26	202	758	46	56	54	605	34	1050	101	64

1997 ANGELS DESIGNATED HITTERS

PLAYER	AVG	G	AB	R	H	TB	2B	3B	HR	RBI	SH	SF	HP	BB	IBB	SO	SB	CS
Alicea	.000	6	8	0	0	0	0	0	0	1	0	1	0	0	0	1	0	0
Anderson	.385	4	13	3	5	8	3	0	0	1	0	0	0	2	0	3	0	0
Arias	.000	1	1	0	0	0	0	0	0	0	0	0	0	0	0	0	0	0
Edmonds	.250	8	28	1	7	8	1	0	0	2	0	0	0	1	7	0	0	0
Erstad	.323	9	31	2	10	10	0	0	0	0	0	0	0	2	0	5	0	0
Grebeck	.000	2	0	0	0	0	0	0	0	0	0	0	0	0	0	0	0	0
Greene	.308	8	26	5	8	10	2	0	0	4	0	0	0	3	1	5	0	0
Henderson	.181	19	72	14	13	18	2	0	1	5	1	0	2	15	0	18	10	3
Howell	.264	22	72	12	19	45	2	0	8	15	1	1	0	6	1	11	0	0
Kreuter	1.000	2	1	1	1	2	1	0	0	0	0	0	0	1	0	0	0	0
Leyritz	.186	13	43	3	8	11	0	0	1	3	0	1	0	5	0	11	0	0
Murray	.220	45	159	13	35	51	7	0	3	15	0	3	0	13	0	24	1	0
Palmeiro	.313	11	16	4	5	7	0	1	0	1	0	1	0	1	1	1	0	0
Phillips	.245	26	110	17	27	36	6	0	1	14	1	2	0	13	1	19	1	3
Salmon	.214	4	14	3	3	7	1	0	1	1	0	0	0	4	0	2	0	0
Turner	.000	1	1	0	0	0	0	0	0	0	0	0	0	0	0	0	0	0
TOTALS	.237	154	595	78	141	213	25	1	15	62	3	9	3	72	4	107	13	6

1997 ANGELS PITCHING

PITCHER	W-L	ERA	G	GS	CG	SHO	SV	IP	H	R	ER	HR	HB	BB	IB	SO	WP	BK
Bovee	0-0	5.40	3	0	0	0	0	3.1	3	2	2	1	0	1	0	5	0	0
Cadaret	0-0	3.29	15	0	0	0	0	13.2	11	5	5	1	2	8	2	11	3	0
Chavez	0-0	0.93	7	0	0	0	0	9.2	7	1	1	1	0	5	1	10	0	0
DeLucia	6-4	3.61	33	0	0	3	42.1	29	18	17	5	1	27	2	42	1	0	0
Dickson	13-9	4.29	33	32	2	1	0	203.2	236	111	97	32	7	56	3	115	4	1
Finley	13-6	4.23	25	25	3	1	0	164	152	79	77	20	5	65	0	155	10	2
Gross	2-1	6.75	12	3	0	0	0	25.1	30	20	19	4	1	20	1	20	2	1
Gubicza	0-1	25.07	2	2	0	0	0	4.2	13	13	13	2	0	3	0	5	0	0
Harris	5-4	3.62	61	0	0	0	0	79.2	82	33	32	7	2	38	6	56	3	0
Hasegawa	3-7	3.93	50	7	0	0	0	116.2	118	60	51	14	3	46	6	83	2	1
Hill	4-4	3.65	12	12	1	0	0	79	65	34	32	8	1	39	3	38	2	0
Holtz	3-4	3.32	66	0	0	2	43.1	38	21	16	7	2	15	4	40	1	0	0
James	5-5	4.31	58	0	0	7	62.2	69	32	30	3	5	28	4	57	1	0	0
Langston	2-4	5.85	9	9	0	0	0	47.2	61	34	31	8	0	29	1	30	1	0
May	2-1	5.23	29	2	0	0	0	51.2	56	31	30	6	0	25	2	42	2	0
McElroy	0-0	3.45	13	0	0	0	0	15.2	17	7	6	2	0	3	1	18	0	0
Percival	5-5	3.46	55	0	0	27	52	40	20	20	6	4	22	2	72	5	0	0
Perisho	0-2	6.00	11	8	0	0	0	45	59	34	30	6	3	28	0	35	5	2
Springer	9-9	5.18	32	28	3	1	0	194.2	199	118	112	32	10	73	0	75	7	0
Watson	12-12	4.93	35	34	0	0	0	199	220	121	109	37	8	73	0	141	8	2
Williams	0-0	0.00	1	0	0	0	0	1	1	0	0	0	0	1	0	0	0	0
TOTALS	84-78	4.52	162	162	9	5	39	1454.2	1506	794	730	202	54	605	34	1050	57	9
OPP.	78-84	4.62	162	162	10	5	42	1451.2	1531	829	745	161	45	617	37	953	70	11

WIN STREAK: 10, July 5-17

LOSING STREAK: 5, May 6-11; June 13-18; Sept. 1-6





CLUB HISTORY

YEAR BY YEAR STATISTICAL REVIEW

1998 ANGELS BATTING

PLAYER	AVG	G	AB	R	H	TB	2B	3B	HR	RBI	SH	SF	HP	BB	IBB	SO	SB	CS
Anderson	.294	156	622	62	183	283	41	7	15	79	3	3	1	29	8	80	8	3
Baughman	.255	63	196	24	50	64	9	1	1	20	5	3	1	6	0	36	10	4
Bolick	.156	21	45	3	7	12	2	0	1	2	0	0	0	11	0	8	0	0
Dickson	.000	27	4	1	0	0	0	0	0	0	0	0	0	1	0	3	0	0
DiSarcina	.287	157	551	73	158	212	39	3	3	56	12	3	8	21	0	51	11	7
Edmonds	.307	154	599	115	184	303	42	1	25	91	1	1	1	57	7	114	7	5
Erstad	.296	133	537	84	159	261	39	3	19	82	1	3	6	43	7	77	20	6
Felder	.241	103	381	48	92	161	16	1	17	68	0	3	3	52	1	98	0	1
Finley	.000	34	4	0	0	0	0	0	0	0	0	0	0	0	0	3	0	0
Garcia	.143	19	35	4	5	6	1	0	0	0	0	0	1	3	0	11	2	0
Glaus	.218	48	165	19	36	48	9	0	1	23	0	2	0	15	0	51	1	0
Greene	.254	29	71	3	18	25	4	0	1	7	0	0	0	2	0	20	0	0
Hill	.000	19	1	0	0	0	0	0	0	0	0	0	0	0	0	0	0	0
Hollins	.242	101	363	60	88	141	16	2	11	39	2	2	7	44	2	69	11	3
Jefferies	.347	19	72	7	25	34	6	0	1	10	0	0	0	0	0	5	1	0
Johnson	.071	10	14	1	1	1	0	0	0	0	0	0	0	0	0	6	0	0
Kreuter	.143	3	7	1	1	2	1	0	0	0	0	0	0	1	0	4	0	0
Martin	.215	79	195	20	42	47	2	0	1	13	3	2	0	6	0	29	3	1
Mashore	.235	43	98	13	23	35	6	0	2	11	1	0	3	9	0	22	1	0
Molina	.000	2	1	0	0	0	0	0	0	0	0	0	0	0	0	0	0	0
Nevin	.228	75	237	27	54	88	8	1	8	27	0	2	5	17	0	67	0	0
O'Brien	.182	5	11	1	2	2	0	0	0	0	0	0	0	1	0	2	0	0
Oliveres	.000	40	2	1	0	0	0	0	0	0	0	0	0	1	0	1	0	0
Palmeiro	.321	75	165	28	53	64	7	2	0	21	7	0	0	20	1	11	5	4
Pritchett	.288	31	80	12	23	33	2	1	2	8	0	0	0	4	0	16	2	0
Salmon	.300	136	463	84	139	247	28	1	26	88	0	10	3	90	5	100	0	1
ShIPLEY	.259	77	147	18	38	53	7	1	2	17	4	1	5	5	0	22	0	4
Sparks	.000	22	1	0	0	0	0	0	0	0	1	0	0	1	0	0	0	0
Velarde	.261	51	188	29	49	76	13	1	4	26	0	1	1	34	0	42	7	2
Walbeck	.257	108	338	41	87	124	15	2	6	46	5	5	2	30	0	68	1	1
Washburn	.000	15	1	0	0	0	0	0	0	2	0	0	0	0	0	1	0	0
Williams	.361	29	36	7	13	17	1	0	1	5	1	0	1	7	0	11	3	3
PITCHERS	.000	8	12	2	0	0	0	0	0	3	0	0	3	0	7	0	0	0
TOTALS	.272	162	5630	787	1530	2339	314	27	147	739	49	41	48	510	31	1028	93	45
OPP.	.267	162	5548	783	1481	2346	327	23	164	734	44	57	47	630	23	1091	156	65

1998 ANGELS DESIGNATED HITTERS

PLAYER	AVG	G	AB	R	H	TB	2B	3B	HR	RBI	SH	SF	HP	BB	IBB	SO	SB	CS
Baughman	.000	1	0	0	0	0	0	0	0	0	1	0	0	0	0	0	0	1
Bolick	.167	9	18	2	3	5	2	0	0	1	0	0	0	5	0	3	0	0
Erstad	.556	2	9	2	5	11	0	0	2	2	0	0	0	0	0	1	0	0
Felder	.248	31	109	15	27	47	6	1	4	20	0	0	1	20	0	35	0	0
Garcia	.000	3	0	1	0	0	0	0	0	0	0	0	0	0	0	0	0	0
Greene	.000	4	9	0	0	0	0	0	0	0	0	0	0	2	0	4	0	0
Hollins	.333	2	6	1	2	2	0	0	0	0	0	0	0	0	0	0	1	0
Johnson	.000	2	4	0	0	0	0	0	0	0	0	0	0	0	0	1	0	0
Martin	.333	10	3	2	1	1	0	0	0	1	0	0	0	0	0	0	0	0
Mashore	.000	7	0	2	0	0	0	0	0	0	0	0	0	0	0	0	0	0
Nevin	.333	3	3	0	1	1	0	0	0	0	0	0	2	0	0	1	0	0
Palmeiro	.500	3	2	1	1	2	1	0	0	1	0	0	0	0	0	0	0	0
Salmon	.304	111	398	69	121	207	27	1	19	75	0	10	2	73	5	82	0	1
ShIPLEY	.000	1	0	0	0	0	0	0	0	0	0	0	0	0	0	0	0	0
Walbeck	.500	2	2	0	1	1	0	0	0	0	0	0	0	0	0	1	0	0
Williams	.500	2	2	0	1	1	0	0	0	0	0	0	0	1	0	0	1	0
TOTALS	.288	154	565	95	163	278	36	2	25	100	1	10	5	101	5	128	2	2

1998 ANGELS PITCHING

PITCHER	W-L	ERA	G	GS	CG	SHO	SV	IP	H	R	ER	HR	HB	BB	IB	SO	WP	BK
Cadaret	1-2	4.14	39	0	0	0	1	37	38	17	17	6	3	15	0	37	5	0
DeLucia	2-6	4.27	61	0	0	0	3	71.2	56	36	34	10	3	46	5	73	8	1
Dickson	10-10	6.05	27	18	0	0	0	122	147	89	82	17	6	41	1	61	6	0
Fetters	1-2	5.56	12	0	0	0	0	11.1	14	8	7	2	0	4	0	9	3	0
Finley	11-9	3.39	34	34	1	1	0	223.1	210	97	84	20	6	109	1	212	8	0
Harris	3-1	4.35	49	0	0	0	0	60	55	32	29	7	0	23	4	34	2	0
Hasegawa	8-3	3.14	61	0	0	0	5	97.1	86	37	34	14	2	32	2	73	5	2
Hill	9-6	4.98	19	19	0	0	0	103	123	60	57	6	3	47	0	57	3	0
Holtz	2-2	4.75	53	0	0	0	1	30.1	33	16	16	0	1	15	1	29	4	0
James	0-0	1.93	11	0	0	0	0	14	10	3	3	0	0	7	0	12	0	0
Juden	1-3	6.75	8	6	0	0	0	40	33	32	30	7	2	18	0	39	4	0
McDowell	5-3	5.09	14	14	0	0	0	76	96	45	43	11	1	19	1	45	2	0
Oliveres	9-9	4.03	37	26	1	0	0	183	189	92	82	19	5	91	1	112	5	0
Percival	2-7	3.65	67	0	0	0	42	66.2	45	31	27	5	3	37	4	87	3	0
Robertson	0-0	15.88	5	0	0	0	0	5.2	11	11	10	3	0	2	0	3	0	0
Sparks	9-4	4.34	22	20	0	0	0	128.2	130	66	62	14	5	58	0	90	6	0
Washburn	6-3	4.62	15	11	0	0	0	74	70	40	38	11	3	27	1	48	0	0
Watson	6-7	6.04	28	14	1	0	0	92.1	122	67	62	12	3	34	0	64	6	1
Wilson	0-0	3.52	15	0	0	0	0	7.2	4	4	3	0	1	5	2	6	0	0
TOTALS	85-77	4.49	162	162	3	5	52	1444	1481	783	720	164	47	630	23	91	70	4
OPP.	77-85	4.48	162	162	9	6	31	1437.2	1530	787	716	147	48	510	31	28	55	3

WIN STREAK: 9, May 31-June

LOSING STREAK: 6, July 1-9

CLUB HISTORY

CLUB HISTORY

YEAR BY YEAR STATISTICAL REVIEW



1999 ANGELS BATTING

PLAYER	AVG	G	AB	R	H	TB	2B	3B	HR	RBI	SH	SF	HP	BB	IBB	SO	SB	CS
Anderson, G.	.303	157	620	88	188	291	36	2	21	80	0	6	0	34	8	81	3	4
Belcher, T.	.200	24	5	0	1	2	1	0	0	0	0	0	0	0	0	2	0	0
Colangelo, M.	.500	1	2	0	1	1	0	0	0	0	0	0	0	1	0	0	0	0
DaVanon, J.	.200	7	20	4	4	9	0	1	1	4	0	0	0	2	0	7	0	1
Decker, S.	.238	28	67	5	15	21	6	0	0	5	1	1	1	13	0	9	0	0
DiSarcina, G.	.229	81	271	32	62	74	7	1	1	29	9	1	2	15	0	32	2	2
Durrington, T.	.180	43	122	14	22	24	2	0	0	2	5	0	0	9	0	28	4	3
Edmonds, J.	.250	55	204	34	51	87	17	2	5	23	0	1	0	28	0	45	5	4
Erstad, D.	.253	142	585	84	148	219	22	5	13	53	2	3	1	47	3	101	13	7
Finley, C.	.000	33	4	0	0	0	0	0	0	0	1	0	0	0	0	3	0	0
Glaus, T.	.240	154	551	85	132	248	29	0	29	79	0	3	6	71	1	143	5	1
Greene, T.	.243	97	321	36	78	140	20	0	14	42	0	2	3	12	0	63	1	4
Hemphill, B.	.143	12	21	3	3	3	0	0	0	2	1	1	0	4	0	4	0	0
Hill, K.	.000	26	3	0	0	0	0	0	0	0	0	0	0	0	0	0	0	0
Huson, J.	.262	97	225	21	59	68	7	1	0	18	1	3	0	16	0	27	10	1
Luke, M.	.300	18	30	4	9	18	0	0	3	6	0	0	0	2	0	10	0	0
Molina, B.	.257	31	101	8	26	34	5	0	1	10	0	0	2	6	0	6	0	1
O'Brien, C.	.097	27	62	3	6	9	0	0	1	4	1	1	2	1	0	12	0	0
Oliveras, O.	.333	20	6	0	2	3	1	0	0	1	0	0	0	0	1	0	0	0
Palmeiro, O.	.278	109	317	46	88	105	12	1	1	23	6	3	6	39	1	30	5	5
Pritchett, C.	.156	20	45	3	7	11	1	0	1	2	1	1	0	2	0	9	1	1
Salmon, T.	.266	98	353	60	94	173	24	2	17	69	0	6	0	63	2	82	4	1
Sheets, A.	.197	87	244	22	48	67	10	0	3	29	6	5	0	14	0	59	1	2
Silvestri, D.	.091	3	11	0	1	2	1	0	0	1	0	0	0	0	0	1	0	0
Sparks, S.	.333	29	3	0	1	2	1	0	0	2	0	0	0	0	0	1	0	0
Unroe, T.	.241	27	54	5	13	18	2	0	1	6	0	0	1	4	0	16	0	0
Vaughn, M.	.281	139	524	63	147	266	20	0	33	108	0	3	11	54	7	127	0	0
Velarde, R.	.306	95	376	57	115	165	15	4	9	48	2	0	4	43	1	56	13	4
Walbeck, M.	.240	107	288	26	69	88	8	1	3	22	3	1	3	26	1	46	2	3
Williams, R.	.222	30	63	8	14	22	1	2	1	6	1	1	1	5	0	21	2	1
PITCHERS	.190	9	21	0	4	7	3	0	0	2	2	0	0	0	0	7	0	0
TOTALS	.256	162	5494	711	1404	2170	248	22	158	673	41	42	43	511	24	1022	71	45
OPP.	.269	162	5477	826	1472	2338	285	25	177	787	36	65	56	624	17	877	103	62

1999 ANGELS DESIGNATED HITTERS

PLAYER	AVG	G	AB	R	H	TB	2B	3B	HR	RBI	SH	SF	HP	BB	IBB	SO	SB	CS
Anderson, G.	.500	4	16	1	8	10	2	0	0	1	0	0	0	2	0	1	0	0
DaVanon, J.	.000	2	3	1	0	0	0	0	0	0	0	0	0	0	0	3	0	0
Decker, S.	.143	3	7	0	1	1	0	0	0	0	0	0	0	1	0	2	0	0
Durrington, T.	.000	1	0	0	0	0	0	0	0	0	0	0	0	0	0	0	0	0
Edmonds, J.	.250	9	36	6	9	13	4	0	0	3	0	0	0	2	0	8	3	0
Erstad, D.	.000	2	8	0	0	0	0	0	0	0	0	0	0	1	0	2	1	0
Glaus, T.	.000	1	4	1	0	0	0	0	0	0	0	0	0	1	0	0	0	0
Greene, T.	.236	44	161	18	38	69	10	0	7	25	0	1	1	6	0	33	0	0
Huson, J.	.273	7	11	2	3	4	1	0	0	4	0	0	0	0	0	4	0	0
Palmeiro, O.	.303	10	33	1	10	11	1	0	0	2	1	0	1	5	0	1	1	1
Pritchett, C.	.167	5	12	0	2	2	0	0	0	0	0	0	0	1	0	1	0	0
Salmon, T.	.042	7	24	3	1	4	0	0	1	5	0	0	0	7	0	6	0	0
Unroe, T.	.222	8	9	1	2	2	0	0	0	1	0	0	1	0	0	2	0	0
Vaughn, M.	.292	67	260	31	76	150	11	0	21	64	0	1	4	24	4	53	0	0
Walbeck, M.	.500	1	2	1	1	1	0	0	0	0	0	0	0	1	0	0	0	0
Williams, R.	.250	3	4	0	1	1	0	0	0	1	0	0	0	0	0	2	0	0
TOTALS	.258	153	590	66	152	268	29	0	29	106	1	2	7	51	4	118	5	1

1999 ANGELS PITCHING

PITCHER	W-L	ERA	G	GS	CG	SHO	SV	IP	R	ER	HR	HB	BB	IB	SO	WP	BK	
Alvarez, J.	0-1	3.00	8	0	0	0	0	3	1	1	1	0	4	0	4	1	0	
Belcher, T.	6-8	6.73	24	24	0	0	0	132.1	168	104	99	27	5	46	0	52	7	
Cooper, B.	1-1	4.88	5	5	0	0	0	27.2	23	15	15	3	4	18	0	15	0	
Finley, C.	12-11	4.43	33	33	1	0	0	213.1	197	117	105	23	8	94	2	200	15	
Finley, M.	0-4	5.05	16	7	0	0	0	51.2	61	32	29	8	0	21	1	26	0	
Hasegawa, S.	4-6	4.91	64	1	0	0	2	77	80	45	42	14	2	34	2	44	4	
Hill, K.	4-11	4.77	26	22	0	0	0	128.1	129	72	68	14	4	76	1	76	5	
Holtz, M.	2-3	8.06	28	0	0	0	0	22.1	26	20	20	3	2	15	1	17	3	
Levine, A.	1-1	3.39	50	1	0	0	0	85	76	40	32	13	3	29	2	37	3	
Magnante, M.	5-2	3.38	53	0	0	0	0	69.1	68	30	26	2	3	29	4	44	3	
McDowell, J.	0-4	8.05	4	4	0	0	0	19	31	17	17	4	2	5	0	12	0	
Mintz, S.	0-0	3.60	3	0	0	0	0	5	8	2	2	1	0	2	0	2	0	
Oliveras, O.	8-9	4.05	20	20	3	0	0	131	135	62	59	11	6	49	0	49	4	
Ortiz, R.	2-3	6.52	9	9	0	0	0	48.1	50	35	35	7	2	25	0	44	2	
Percival, T.	4-6	3.79	60	0	0	0	0	31	57	38	24	9	3	22	0	58	3	
Petkovsek, M.	10-4	3.47	64	0	0	0	1	83	85	37	32	6	2	21	2	43	3	
Pote, L.	1-1	2.15	20	0	0	0	3	29.1	23	9	7	1	0	12	1	20	1	
Schoeneweis, S.	1-1	5.49	31	0	0	0	0	39.1	47	27	24	4	0	14	1	22	1	
Sparks, S.	5-11	5.42	28	26	0	0	0	147.2	165	101	89	21	9	82	0	73	8	
Washburn, J.	4-5	5.25	16	10	0	0	0	61.2	61	36	36	6	1	26	0	39	2	
TOTALS	70-92	4.79	162	162	4	7	37	1431.1	1472	826	762	177	56	624	17	877	65	5
OPP.	92-70	4.06	162	162	14	11	50	1441.1	1404	711	652	158	43	511	24	1022	41	5

WIN STREAK: 5, Sept. 12-15; Sept. 29-Oct. 3

LOSING STREAK: 11, July 16-26





CLUB HISTORY

YEAR BY YEAR STATISTICAL REVIEW

2000 ANGELS BATTING

PLAYER	AVG	G	AB	R	H	TB	2B	3B	HR	RBI	SH	SF	HP	BB	IBB	SO	SB	CS
Anderson, G.	.286	159	647	92	185	336	40	3	35	117	1	9	0	24	5	87	7	6
Baughman, J.	.227	16	22	4	5	7	2	0	0	0	0	0	0	1	0	2	3	0
Bottenfield, K.	.667	21	3	1	2	2	0	0	0	0	0	0	0	0	0	1	0	0
Clemente, E.	.218	46	78	4	17	19	2	0	0	5	1	0	1	0	0	27	0	1
Cooper, B.	.000	15	4	0	0	0	0	0	0	0	0	0	0	0	0	3	0	0
DiSarcina, G.	.395	12	38	6	15	20	2	0	1	11	2	0	1	1	0	3	0	1
Durrington, T.	.000	4	3	0	0	0	0	0	0	0	0	0	0	0	0	0	0	0
Erstad, D.	.355	157	676★	121	240★	366	39	6	25	100	2	4	1	64	9	82	28	8
Etherton, S.	.000	11	2	1	0	0	0	0	0	0	0	0	0	1	0	0	0	0
Gant, R.	.232	34	82	15	19	42	3	1	6	16	0	1	0	20	0	18	1	2
Gil, B.	.239	110	301	28	72	106	14	1	6	23	5	2	5	30	0	59	10	6
Glaus, T.	.284	159	563	120	160	340	37	1	47★	102	0	1	2	112	6	163	14	11
Hasegawa, S.	.000	66	1	0	0	0	0	0	0	0	0	0	0	0	0	0	0	0
Hill, K.	.333	16	3	0	1	1	0	0	0	0	1	0	0	0	0	0	0	0
Johnson, K.	.500	6	4	2	2	2	0	0	0	0	1	0	0	2	0	0	0	0
Kennedy, A.	.266	156	598	82	159	241	33	11	9	72	8	4	3	28	5	73	22	8
Luuloo, K.	.333	6	18	3	6	6	0	0	0	0	0	0	0	1	0	1	0	0
Molina, B.	.281	130	473	59	133	199	20	2	14	71	4	7	6	23	0	33	1	0
Palmeiro, O.	.300	108	243	38	73	97	20	2	0	25	10	3	2	38	0	20	4	1
Salmon, T.	.290	158	568	108	165	307	36	2	34	97	0	2	6	104	5	139	0	2
Schoeneweis, S.	.333	27	3	0	1	1	0	0	0	1	0	0	0	0	0	0	0	0
Spiezio, S.	.242	123	297	47	72	138	11	2	17	49	1	4	3	40	2	56	1	2
Stocker, K.	.197	70	229	21	45	64	13	3	0	16	8	1	2	32	0	54	0	3
Vaughn, M.	.272	161	614	93	167	306	31	0	36	117	0	5	14	79	11	181★	2	0
Walbeck, M.	.199	47	146	17	29	52	5	0	6	12	1	0	1	7	0	22	0	1
Washburn, J.	.333	14	3	0	1	1	0	0	2	2	0	0	1	0	0	0	0	0
Wooten, S.	.556	7	9	2	5	6	1	0	0	1	0	0	0	0	0	0	0	0
PITCHERS	.263	12	19	2	5	5	0	0	0	3	3	0	0	2	0	4	0	0
TOTALS	.280	162	5628	864	1574	2659	309	34	236	837	47	43	47	608	43	1024	93	52
OPP.	.273	162	5609	869	1534	2540	276	23	228	831	40	53	36	662	44	846	101	56

2000 ANGELS DESIGNATED HITTERS

PLAYER	AVG	G	AB	R	H	TB	2B	3B	HR	RBI	SH	SF	HP	BB	IBB	SO	SB	CS
Anderson, G.	.300	10	40	4	12	20	2	0	2	10	0	0	0	1	0	5	0	0
Baughman, J.	.000	4	2	1	0	0	0	0	0	0	0	0	0	0	0	0	1	0
Erstad, D.	.407	20	91	19	37	56	4	0	5	18	0	0	0	6	1	8	5	2
Palmeiro, O.	.180	19	50	4	9	9	0	0	0	4	1	0	1	5	0	3	0	0
Salmon, T.	.287	33	115	23	33	55	7	0	5	15	0	0	2	28	0	18	0	0
Spiezio, S.	.224	50	161	19	36	61	7	0	6	16	0	1	3	27	2	27	1	1
Vaughn, M.	.260	14	50	9	13	23	4	0	2	9	0	0	1	7	0	17	0	0
Walbeck, M.	.000	1	2	0	0	0	0	0	0	0	0	0	0	0	0	1	0	0
TOTALS	.275	153	578	93	159	264	27	0	26	81	1	1	7	86	3	96	8	5

2000 ANGELS PITCHING

PITCHER	W	L	ERA	G	GS	CG	SHO	GF	SV	IP	H	R	ER	HR	HB	BB	IBB	SO	WP	BK	AVG
Alvarez, J.	0	0	13.50	11	0	0	0	3	0	6.0	14	9	9	3	0	7	1	2	1	0	.467
Belcher, T.	4	5	6.86	9	9	1	0	0	0	40.2	45	31	31	8	2	22	1	22	1	1	.281
Bottenfield, K.	7	8	5.71	21	21	0	0	0	0	127.2	144	82	81	25	3	56	4	75	1	0	.285
Cooper, B.	4	8	5.90	15	1	1	0	0	0	87.0	105	66	57	18	2	35	1	36	1	0	.300
Dickson, J.	2	2	6.11	6	6	0	0	0	0	28.0	39	20	19	5	1	7	0	18	0	0	.336
Etherton, S.	5	1	5.52	11	0	0	0	0	0	60.1	68	38	37	16	1	22	0	32	2	0	.278
Fyhrie, M.	0	0	2.39	32	0	0	0	7	0	52.2	54	14	14	4	0	15	4	43	0	0	.269
Hasegawa, S.	10	6	3.57	66	0	0	0	26	9	95.2	100	43	38	11	2	38	6	59	2	1	.270
Hill, K.	5	7	6.52	16	0	0	0	0	0	78.2	102	59	57	16	2	53	1	50	6	0	.323
Hinchliffe, B.	0	0	5.40	2	0	0	0	0	0	1.2	1	1	1	0	0	1	0	0	0	0	.167
Holtz, M.	3	3	5.05	61	0	0	0	6	0	41.0	37	26	23	4	2	18	2	40	1	0	.248
Karl, S.	2	2	6.65	6	4	0	0	0	0	21.2	31	21	16	2	0	12	0	9	2	0	.337
Levine, A.	3	4	3.87	51	5	0	0	12	2	95.1	98	44	41	10	2	49	5	42	1	0	.266
Mercker, K.	1	3	6.52	21	7	0	0	2	0	48.1	57	35	35	12	2	29	3	30	2	0	.300
Ortiz, R.	8	6	5.09	18	2	0	0	0	0	111.1	96	69	63	18	2	55	0	73	7	4	.236
Percival, T.	5	5	4.50	54	0	0	0	45	32	50.0	42	27	25	7	2	30	4	49	1	0	.228
Petkovsek, M.	4	2	4.22	64	1	0	0	21	2	81.0	86	39	38	8	3	23	6	31	3	0	.277
Pote, L.	1	1	3.40	32	1	0	0	12	1	50.1	52	23	19	4	0	17	1	44	3	0	.267
Schoeneweis, S.	7	10	5.45	27	27	1	1	0	0	170.0	183	112	103	21	6	67	2	78	4	3	.274
Turnbow, D.	0	0	4.74	24	1	0	0	16	0	38.0	36	21	20	7	2	36	0	25	3	1	.254
Ward, B.	0	0	5.63	7	0	0	0	2	0	8.0	8	6	5	1	0	2	0	3	2	0	.235
Washburn, J.	7	2	3.74	14	14	0	0	0	0	84.1	64	38	35	16	1	37	0	49	1	0	.215
Weaver, E.	0	2	6.87	17	0	0	0	4	0	18.1	20	16	14	5	0	16	1	8	1	0	.214
Weber, B.	1	0	1.84	10	0	0	0	1	0	14.2	12	6	3	0	0	2	1	8	1	0	.214
Wise, M.	3	3	5.54	8	6	0	0	0	0	37.1	40	23	23	7	1	13	1	20	1	0	.272
TOTALS	82	80	5.00	162	162	5	3	157	46	1448.0	1534	869	805	228	36	662	44	846	47	10	.273
OPP.	80	82	5.11	162	162	10	5	152	33	1445.1	1574	864	820	236	47	608	43	1024	45	2	.280

WIN STREAK: 4, July 6-9; Sept. 12-16

LOSING STREAK: 6, Aug. 30-Sept. 5



CLUB HISTORY

YEAR BY YEAR STATISTICAL REVIEW



2001 ANGELS BATTING

PLAYER	AVG	G	AB	R	H	TB	2B	3B	HR	RBI	SH	SF	HP	BB	IBB	SO	SB	CS
Anderson, G.	.289	161	672	83	194	321	39	2	28	123	0	5	0	27	4	100	13	6
Barnes, L.	.100	14	40	2	4	7	0	0	1	2	0	0	0	1	0	9	0	0
Burke, J.	.200	5	5	1	1	1	0	0	0	0	0	0	0	0	0	2	0	0
DaVanon, J.	.193	34	88	7	17	36	2	1	5	9	0	1	0	11	0	29	1	3
Eckstein, D.	.285	148	582	82	166	208	26	2	4	41	16★	2	21★	43	0	60	29	4
Erstad, D.	.258	157	631	89	163	227	35	1	9	63	1	7	10	62	7	113	24	10
Fabregas, J.	.223	47	148	9	33	47	4	2	2	16	4	2	0	3	0	15	0	0
Fernandez, J.	.080	11	25	1	2	3	1	0	0	0	0	0	0	2	0	10	0	1
Gil, B.	.296	92	260	33	77	124	15	4	8	39	2	2	0	14	0	57	3	4
Glaus, T.	.250	161	588	100	147	312	38	2	41	108	0	7	6	107	7	158	10	3
Hill, G.	.136	16	66	4	9	12	0	0	1	2	0	0	0	0	0	20	0	0
Holtz, M.	.000	1	0	0	0	0	0	0	0	0	0	0	0	0	0	0	0	0
Joyner, W.	.243	51	148	14	36	52	5	1	3	14	0	0	0	13	0	18	1	1
Kennedy, A.	.270	136	478	48	129	178	25	3	6	40	7	9	11	27	3	71	12	7
Molina, B.	.262	96	325	31	85	114	11	0	6	40	2	4	8	16	3	51	0	1
Molina, J.	.270	13	37	8	10	19	3	0	2	4	2	0	0	3	0	8	0	0
Nieves, J.	.245	23	53	5	13	24	3	1	2	3	2	0	2	2	0	20	0	1
Ortiz, R.	.000	2	7	0	0	0	0	0	0	0	0	0	0	0	0	2	0	0
Palmeiro, O.	.243	95	230	29	56	74	10	1	2	23	7	5	3	25	2	24	6	6
Rapp, P.	.000	2	5	0	0	0	0	0	0	0	0	0	0	0	0	2	0	0
Salmon, T.	.227	137	475	63	108	182	21	1	17	49	0	2	8	96	4	121	9	3
Schoeneweis, S.	.000	1	0	0	0	0	0	0	0	0	0	0	0	2	0	0	0	0
Spiezo, S.	.271	137	457	57	124	200	29	4	13	54	3	4	5	34	4	65	5	2
Valdez, I.	.200	2	5	0	1	1	0	0	0	0	0	0	0	0	0	2	1	0
Washburn, J.	.600	2	5	1	3	3	0	0	0	0	0	0	0	1	0	2	0	0
Weber, B.	.000	1	0	0	0	0	0	0	0	0	0	0	0	0	0	0	0	0
Wooten, S.	.312	73	221	24	69	103	8	1	8	32	0	3	3	5	0	42	2	0
PITCHERS	.182	11	22	1	4	4	0	0	0	0	0	0	0	3	0	8	1	0
TOTALS	.261	162	5551	691	1447	2248	275	26	158	662	46	53	77	494	34	1001	116	52
OPP.	.263	162	5529	730	1452	2279	285	19	168	697	37	39	64	525	47	947	109	59

2001 ANGELS DESIGNATED HITTERS

PLAYER	AVG	G	AB	R	H	TB	2B	3B	HR	RBI	SH	SF	HP	BB	IBB	SO	SB	CS
Anderson, G.	.308	12	52	3	16	25	3	0	2	10	0	0	0	0	0	13	0	0
Burke, J.	1.000	1	1	1	1	1	0	0	0	0	0	0	0	0	0	0	0	0
Eckstein, D.	.232	14	56	2	13	14	1	0	0	5	2	0	3	6	0	8	4	0
Erstad, D.	.000	4	15	0	0	0	0	0	0	0	0	0	0	3	0	6	1	1
DaVanon, J.	.182	6	11	1	2	5	0	0	1	2	0	0	0	1	0	5	0	1
Fernandez, J.	.095	7	21	1	2	3	1	0	0	0	0	0	0	2	0	7	0	1
Gil, B.	.172	14	29	0	5	5	0	0	0	2	0	1	0	3	0	9	0	1
Glaus, T.	.143	2	7	1	1	1	0	0	0	1	0	0	0	2	0	1	1	0
Hill, G.	.136	16	66	4	9	12	0	0	1	2	0	0	0	0	0	20	0	0
Joyner, W.	.346	9	26	3	9	13	1	9	1	3	0	0	0	5	0	5	0	1
Kennedy, A.	.267	5	15	0	4	5	1	0	0	1	1	0	0	1	0	5	0	0
Molina, B.	.333	1	3	0	1	1	0	0	0	0	0	0	0	0	0	1	0	0
Nieves, J.	.500	4	2	0	1	1	0	0	0	0	0	0	0	0	0	0	0	0
Palmeiro, O.	.208	30	77	8	16	18	2	0	0	11	2	3	0	12	1	8	1	2
Salmon, T.	.222	12	45	6	10	21	2	0	3	7	0	0	0	7	3	13	0	0
Spiezo, S.	.164	20	55	5	9	11	2	0	0	5	0	1	1	5	1	8	0	0
Wooten, S.	.242	27	91	5	22	27	5	0	0	7	0	1	2	1	0	23	1	0
TOTALS	.212	153	572	40	121	163	18	0	8	56	5	6	6	48	5	132	8	7

2001 ANGELS PITCHING

PITCHER	W	L	ERA	G	GS	CG	SHO	GF	SV	IP	H	R	ER	HR	HB	BB	IB	SO	WP	BK	OPP	AVG
Borland, T.	0	1	10.80	2	0	0	0	1	0	3.1	8	5	4	1	0	1	0	0	0	0	0	.471
Cooper, B.	0	1	2.63	7	1	0	0	5	0	13.2	10	5	4	2	0	4	0	7	0	0	0	.200
Green, S.	0	0	3.00	1	1	0	0	0	0	6.0	4	2	2	0	0	6	0	4	2	0	0	.190
Hasegawa, S.	5	6	4.04	46	0	0	0	10	0	55.2	52	28	25	5	2	20	5	41	2	0	0	.248
Holtz, M.	1	2	4.86	63	0	0	0	11	0	37.0	40	24	20	5	2	15	4	38	5	0	0	.274
Levine, A.	8	10	2.38	64	1	0	0	21	2	75.2	71	25	20	7	2	28	4	40	6	0	0	.257
Lukasiewicz, M.	0	2	6.04	24	0	0	0	11	0	22.1	21	17	15	6	2	9	2	25	2	0	0	.247
Madich, B.	0	0	4.50	11	0	0	0	4	0	10.0	6	5	5	2	0	8	0	11	1	0	0	.182
Ortiz, R.	13	11	4.36	32	32	2	0	0	0	208.2	223	114	101	25	12	76	6	135	7	0	0	.274
Percival, T.	4	2	2.65	57	0	0	0	50	39	57.2	39	19	17	3	2	18	1	71	2	0	0	.187
Pote, L.	2	0	4.15	44	1	0	0	15	2	86.2	88	41	40	11	3	32	5	66	3	0	0	.258
Rapp, P.	5	12	4.76	31	28	1	0	1	0	170.0	169	96	90	20	2	71	2	82	4	0	0	.261
Schoeneweis, S.	10	11	5.08	32	32	1	0	0	0	205.1	227	122	116	21	14	77	2	104	4	1	0	.281
Shields, S.	0	0	0.00	8	0	0	0	6	0	11.0	8	1	0	0	1	7	0	7	2	0	0	.200
Valdez, I.	9	13	4.45	27	27	1	0	0	0	163.2	177	82	81	20	8	50	3	100	3	0	0	.277
Washburn, J.	11	10	3.77	30	30	1	0	0	0	193.1	196	89	81	25	7	54	4	126	3	0	0	.263
Weber, B.	6	2	3.42	56	0	0	0	19	0	68.1	66	28	26	4	5	31	8	40	0	1	0	.251
Wise, M.	1	4	4.38	11	9	0	0	2	0	49.1	47	27	24	11	2	18	1	50	0	0	0	.250
TOTALS	75	87	4.20	162	162	6	1	156	43	1437.2	1452	730	671	168	64	525	47	947	46	2	0	.263
OPP.	87	75	3.96	162	162	9	12	153	46	1444	1447	691	636	158	77	494	34	1001	58	4	0	.261

WIN STREAK: 6, July 16-22

LOSING STREAK: 7, June 28-July 4; Sept. 21-28; Sept. 30-Oct. 7

CLUB HISTORY





CLUB HISTORY

YEAR BY YEAR STATISTICAL REVIEW

2002 ANGELS BATTING

PLAYER	AVG	G	AB	R	H	TB	2B	3B	HR	RBI	SH	SF	HP	BB	IBB	SO	SB	CS
Amezaga, A.	.538	12	13	3	7	9	2	0	0	2	0	0	0	0	0	1	1	0
Anderson, G.	.306	158	638	93	195	344	56★	3	29	123	0	10	0	30	11	80	6	4
Appier, K.	.000	32	2	0	0	0	0	0	0	0	2	0	0	0	0	2	0	0
Bellinger, C.	.000	2	1	0	0	0	0	0	0	0	0	0	0	0	0	1	0	0
DaVanon, J.	.167	16	30	3	5	11	3	0	1	4	1	0	0	2	0	6	1	0
Eckstein, D.	.293	152	608	107	178	236	22	6	8	63	14★	8	27★	45	0	44	21	13
Erstad, D.	.283	150	625	99	177	243	28	4	10	73	5	4	2	27	4	67	23	3
Fabregas, J.	.193	35	88	8	17	18	1	0	0	8	2	0	0	6	1	6	0	0
Fasano, S.	.000	2	1	0	0	0	0	0	0	0	0	0	0	0	0	1	0	0
Figgins, C.	.167	15	12	6	2	3	1	0	0	1	0	0	0	0	0	5	2	1
Fullmer, B.	.289	130	429	75	124	228	35	6	19	59	0	3	15	32	6	44	10	3
Gil, B.	.285	61	130	11	37	56	8	1	3	20	2	0	0	5	0	33	2	1
Glaus, T.	.250	156	569	99	142	258	24	1	30	111	0	8	6	88	4	144	10	3
Kennedy, A.	.312	144	474	65	148	213	32	6	7	52	5	4	7	19	1	80	17	4
Molina, B.	.245	122	428	34	105	138	18	0	5	47	6	6	4	15	3	34	0	0
Molina, J.	.271	29	70	5	19	22	3	0	0	5	4	2	0	5	0	15	0	2
Nieves, J.	.289	45	97	17	28	30	2	0	0	6	1	0	0	2	0	14	1	1
Ochoa, A.	.277	37	65	8	18	31	7	0	2	10	0	0	0	10	0	5	2	2
Ortiz, R.	.000	32	7	0	0	0	0	0	0	0	0	0	0	0	0	3	0	0
Palmeiro, O.	.300	110	263	35	79	93	12	1	0	31	4	3	0	30	1	22	7	2
Ramirez, J.	.281	29	32	6	9	14	0	1	1	7	0	0	1	2	0	14	0	2
Salmon, T.	.286	138	483	84	138	243	37	1	22	88	0	7	7	71	3	102	6	3
Schoeneweis, S.	.000	54	2	0	0	0	0	0	0	0	0	0	0	0	0	2	0	0
Sele, A.	.500	26	2	0	1	1	0	0	0	0	0	0	0	0	0	1	0	0
Spiezio, S.	.285	153	491	80	140	214	34	2	12	82	3	6	4	67	7	52	6	7
Washburn, J.	.200	32	5	0	1	1	0	0	0	0	0	0	0	0	0	3	0	0
Wooten, S.	.292	49	113	13	33	50	8	0	3	19	0	1	1	6	1	24	2	0
PITCHERS	.111	10	18	0	2	2	0	0	0	0	2	0	0	0	0	11	0	0
TOTALS	.282	162	5678	851	1603	2456	333	32	152	811	49	64	74	462	42	805	117	51
OPP.	.247	162	5453	644	1345	2138	248	19	169	609	27	59	49	509	24	999	78	51

2002 ANGELS DESIGNATED HITTERS

PLAYER	AVG	G	AB	R	H	TB	2B	3B	HR	RBI	SH	SF	HP	BB	IBB	SO	SB	CS
Anderson, G.	.317	10	41	2	13	19	3	0	1	6	0	0	0	2	0	1	0	0
DaVanon, J.	.250	4	4	1	1	2	1	0	0	1	0	0	0	0	0	0	1	0
Eckstein, D.	.308	3	13	3	4	5	1	0	0	2	0	0	0	1	0	1	1	0
Erstad, D.	.188	4	16	0	3	4	1	0	0	1	1	0	0	1	0	2	1	0
Fullmer, B.	.277	93	328	54	91	166	27	6	12	48	0	3	11	22	2	34	7	2
Gil, B.	.438	10	16	3	7	16	1	1	2	6	0	0	0	1	0	4	0	0
Kennedy, A.	.200	1	5	1	1	1	0	0	0	0	0	0	0	0	0	0	0	0
Palmeiro, O.	.625	6	8	1	5	5	0	0	0	2	0	0	0	1	0	1	0	0
Salmon, T.	.256	25	82	18	21	43	7	0	5	11	0	0	2	14	0	20	1	1
Wooten, S.	.236	26	72	8	17	28	2	0	3	9	0	1	1	4	1	15	1	0
TOTALS	.279	153	585	91	163	289	43	7	23	85	2	4	14	66	3	78	12	3

2002 ANGELS PITCHING

PITCHER	W	L	ERA	G	GS	CG	GF	SV	SHO	IP	H	R	ER	HR	HB	BB	IB	SO	WP	BK	AVG	OPP
Appier, K.	14	12	3.92	32	32	0	0	0	0	188.1	191	89	82	23	7	64	2	132	7	0	.267	
Callaway, M.	2	1	4.19	6	6	0	0	0	0	34.1	31	20	16	4	3	11	0	23	2	0	.235	
Cook, D.	1	1	3.38	37	0	0	5	0	0	24.0	21	9	9	2	1	10	0	13	0	0	.241	
Donnelly, B.	1	1	2.17	46	0	0	11	1	0	49.2	32	13	12	2	2	19	3	54	1	0	.184	
Lackey, J.	9	4	3.66	18	1	0	0	0	0	108.1	113	52	44	10	4	33	0	69	7	2	.267	
Levine, A.	4	4	4.24	52	0	0	21	5	0	63.2	61	35	30	8	2	34	3	40	2	0	.253	
Lukasiewicz, M.	2	0	3.86	17	0	0	4	0	0	14.0	17	6	6	0	0	9	0	15	0	0	.298	
Ortiz, R.	15	9	3.77	32	32	4	0	0	1	217.1	188	97	91	40	5	68	0	162	7	3	.230	
Percival, T.	4	1	1.92	58	0	0	50	40	0	56.1	38	12	12	5	0	25	1	68	5	0	.188	
Pote, L.	0	2	3.22	31	0	0	13	0	0	50.1	33	20	18	7	3	26	2	32	3	0	.194	
Rodriguez, F.	0	0	0.00	5	0	0	4	0	0	5.2	3	0	0	0	1	2	1	13	0	0	.167	
Schoeneweis, S.	9	8	4.88	54	15	0	4	1	0	118.0	119	68	64	17	5	49	4	65	1	1	.264	
Sele, A.	8	9	4.89	26	26	1	0	0	1	160.0	190	92	87	21	7	49	2	82	5	0	.299	
Shields, S.	5	3	2.20	29	1	0	13	0	0	49.0	31	13	12	4	1	21	1	30	3	0	.188	
Wall, D.	0	0	6.43	17	0	0	8	0	0	21.0	17	15	15	3	1	7	1	13	2	0	.221	
Washburn, J.	18	6	3.15	32	32	1	0	0	0	206.0	183	75	72	19	3	59	1	139	5	1	.235	
Weber, B.	7	2	2.54	63	0	0	16	7	0	78.0	70	25	22	4	3	22	3	43	2	0	.249	
Wise, M.	0	0	3.24	7	0	0	0	0	0	8.1	7	3	3	0	1	1	0	6	0	0	.233	
TOTALS	99	63	3.69	162	162	7	155	54	14	1452.1	1345	644	595	169	49	509	24	999	52	7	.247	
OPP.	63	99	4.77	162	162	8	154	36	8	1437	1603	851	762	152	74	462	42	805	55	11	.282	

WIN STREAK: 10, Aug. 29-Sept. 8

LOSING STREAK: 6, Apr. 8-13

CLUB HISTORY

YEAR BY YEAR STATISTICAL REVIEW



2003 ANGELS BATTING

PLAYER	AVG	G	AB	R	H	TB	2B	3B	HR	RBI	SH	SF	HP	BB	IBB	SO	SB	CS
Amezaga, A.	.210	37	105	15	22	35	3	2	2	7	5	0	1	9	0	23	2	2
Anderson, G.	.315	159	638	80	201	345	49	4	29	116	0	4	0	31	10	83	6	3
DaVanon, J.	.282	123	330	56	93	147	16	1	12	43	4	5	1	42	0	59	17	5
Delgado, W.	.320	19	50	4	16	16	0	0	0	4	0	0	0	8	0	8	0	0
Durrington, T.	.143	12	14	5	2	2	0	0	0	1	0	0	0	3	0	0	1	1
Eckstein, D.	.252	120	452	59	114	147	22	1	3	31	10	4	15	36	0	45	16	5
Erstad, D.	.252	67	258	35	65	86	7	1	4	17	2	2	4	18	1	40	9	1
Figgins, C.	.296	71	240	34	71	88	9	4	0	27	6	4	0	20	0	38	13	7
Fullmer, B.	.306	63	206	32	63	103	9	2	9	35	0	1	2	26	4	31	5	4
Gil, B.	.192	62	125	12	24	34	5	1	1	9	4	2	0	4	1	33	5	1
Glaus, T.	.248	91	319	53	79	148	17	2	16	50	0	1	1	46	4	73	7	2
Gregorio, T.	.158	12	19	1	3	3	0	0	0	2	0	0	1	1	0	8	0	0
Johnson, G.	.375	5	8	1	3	4	1	0	0	0	0	0	0	1	0	1	0	1
Kennedy, A.	.269	143	449	71	121	179	17	1	13	49	2	5	9	45	4	73	22	9
Molina, B.	.281	119	409	37	115	181	24	0	14	71	2	4	2	13	2	31	1	1
Molina, J.	.184	53	114	12	21	25	4	0	0	6	4	1	3	1	0	26	0	0
Owens, E.	.270	111	241	29	65	74	6	0	1	20	4	1	1	10	0	24	11	8
Quinlan, R.	.287	38	94	13	27	35	4	2	0	4	1	0	0	6	0	16	1	2
Ramirez, J.	.000	6	2	1	0	0	0	0	0	0	1	0	0	0	0	0	0	0
Riggs, A.	.246	24	61	11	15	30	4	1	3	5	2	0	0	9	0	9	3	1
Salmon, T.	.275	148	528	78	145	245	35	4	19	72	0	6	10	77	3	93	3	1
Spiezo, S.	.265	158	521	69	138	236	36	7	16	83	2	7	5	46	8	66	6	3
Wooten, S.	.243	98	272	25	66	95	8	0	7	32	0	3	1	24	5	45	0	4
PITCHERS	.095	162	21	1	2	2	0	0	0	0	1	0	0	0	0	9	0	0
TOTALS	.268	162	5487	736	1473	2265	276	33	150	687	50	50	56	476	42	838	129	61
OPP.	.261	162	5532	743	1444	2328	260	27	190	716	25	42	76	486	38	980	80	48

2003 ANGELS DESIGNATED HITTERS

PLAYER	AVG	G	AB	R	H	TB	2B	3B	HR	RBI	SH	SF	HP	BB	IBB	SO	SB	CS
Amezaga, A.	.000	1	0	0	0	0	0	0	0	0	0	0	0	0	0	0	0	0
Anderson, G.	.361	15	61	7	22	37	3	0	4	17	0	0	0	4	1	7	2	0
DaVanon, J.	.000	1	0	0	0	0	0	0	0	0	0	0	0	1	0	0	0	0
Durrington, T.	.000	2	0	0	0	0	0	0	0	0	0	0	0	0	0	0	0	1
Eckstein, D.	.182	3	11	0	2	2	0	0	0	0	0	0	0	1	0	1	2	0
Figgins, D.	.000	3	4	0	0	0	0	0	0	0	0	0	0	0	1	0	1	1
Fullmer, B.	.277	41	141	19	39	63	6	0	6	26	0	1	1	16	1	24	2	3
Gil, B.	.000	2	1	1	0	0	0	0	0	0	0	0	0	0	0	0	0	0
Glaus, T.	.286	4	14	3	4	8	1	0	1	4	0	0	0	2	0	3	0	0
Kennedy, A.	.000	1	0	0	0	0	0	0	0	0	0	0	0	1	0	0	0	0
Owens, E.	.500	3	2	1	1	1	0	0	0	0	0	0	0	0	0	1	0	0
Quinlan, R.	.333	3	12	1	4	5	1	0	0	1	0	0	0	0	0	3	0	0
Ramirez, J.	.000	1	0	1	0	0	0	0	0	0	1	0	0	0	0	0	0	0
Riggs, A.	.000	3	4	0	0	0	0	0	0	0	0	0	0	2	0	0	0	0
Salmon, T.	.250	68	248	26	62	102	17	1	7	30	0	3	3	37	2	48	0	0
Wesson, B.	.000	1	0	1	0	0	0	0	0	0	0	0	0	0	0	0	0	0
Wooten, S.	.171	28	76	5	13	21	2	0	2	8	0	0	0	2	1	11	0	1
PITCHERS	.095	9	21	1	2	2	0	0	0	0	1	0	0	0	0	9	0	0
TOTALS	.256	153	574	65	147	239	30	1	20	86	1	4	4	66	5	99	6	6

2003 ANGELS PITCHING

PITCHER	W	L	ERA	G	GS	CG	GF	SHO	SV	IP	H	R	ER	HR	HB	BB	IB	SO	WP	BK	OPP	AVG
Appier, K.	7	7	5.63	19	19	0	0	0	0	92.2	105	60	58	17	8	36	4	50	4	1	.279	
Boothcheck, C.	0	1	9.58	4	1	0	2	0	0	10.1	16	13	11	5	0	6	0	7	0	0	.340	
Callaway, M.	1	4	6.81	17	4	0	8	0	0	38.1	57	32	29	7	1	16	1	22	0	0	.345	
Donnelly, B.	2	2	1.58	63	0	0	15	0	3	74.0	55	14	13	2	4	24	1	79	1	0	.300	
Glover, G.	1	0	5.00	18	0	0	7	0	0	27.0	34	15	15	3	1	8	1	14	1	0	.215	
Gregg, K.	2	0	3.28	5	3	0	0	0	0	24.2	18	9	9	3	1	8	0	14	0	0	.205	
Jones, G.	0	0	4.88	18	0	0	7	0	0	27.2	29	15	15	3	2	14	0	28	5	0	.261	
Lackey, J.	10	16	4.63	33	33	2	0	2	0	204.0	223	117	105	31	10	66	4	151	11	1	.278	
Miadlich, B.	0	0	18.00	1	0	0	0	0	0	2.0	5	4	4	0	1	1	0	3	1	0	.500	
Ortiz, R.	16	13	5.20	32	32	1	0	0	0	180.0	209	121	104	28	12	63	0	94	4	0	.287	
Percival, T.	0	5	3.47	52	0	0	49	0	33	49.1	33	22	19	7	3	23	1	48	1	0	.184	
Rodriguez, F.	8	3	3.03	59	0	0	23	0	2	86.0	50	30	29	12	2	35	5	95	7	0	.172	
Rodriguez, R.	0	0	2.45	3	0	0	2	0	0	3.2	4	1	1	0	0	1	0	3	0	0	.308	
Schoeneweis, S.	1	1	3.96	39	0	0	12	0	0	38.2	37	19	17	2	3	10	3	29	1	0	.250	
Sele, A.	7	11	5.77	25	25	0	0	0	0	121.2	135	82	78	17	12	58	1	53	5	0	.284	
Shields, S.	5	6	2.85	44	13	0	5	0	1	148.1	138	56	47	12	5	38	6	111	4	0	.247	
Turnbow, D.	2	0	0.59	11	0	0	7	0	0	15.1	7	1	1	0	0	3	0	15	0	0	.140	
Washburn, J.	10	15	4.43	32	32	2	0	0	0	207.1	205	106	102	34	11	54	4	118	4	1	.256	
Weber, B.	5	1	2.69	62	0	0	20	0	0	80.1	84	26	24	7	0	22	7	46	4	0	.275	
TOTALS	77	85	4.28	162	162	5	157	9	39	1431.1	1444	743	680	190	76	486	38	980	53	3	.261	
OPP.	85	77	4.28	162	162	12	150	12	46	1432.1	1473	736	681	150	56	476	42	838	47	7	.268	

WIN STREAK: 5; three times; last, Aug. 13-17

LOSING STREAK: 5; three times; last, Sept. 9-13

CLUB HISTORY





CLUB HISTORY

YEAR BY YEAR STATISTICAL REVIEW

2004 ANGELS BATTING

PLAYER	AVG	G	AB	R	H	TB	2B	3B	HR	RBI	SH	SF	HP	BB	IBB	SO	SB	CS
Amezaga, A.	.161	73	93	12	15	23	2	0	2	11	6	0	3	3	0	24	3	2
Anderson, G.	.301	112	442	57	133	197	20	1	14	75	0	3	1	29	6	75	2	1
Colon, B.	.000	34	3	0	0	0	0	0	0	0	0	0	0	0	0	1	0	0
DaVanon, J.	.277	108	285	41	79	119	11	4	7	34	1	5	0	46	2	54	18	3
Eckstein, D.	.276	142	566	92	156	188	24	1	2	35	14	2	13	42	1	49	16	5
Erstad, D.	.295	125	495	79	146	198	29	1	7	69	3	4	4	37	1	74	16	1
Escobar, K.	.000	33	2	0	0	0	0	0	0	0	0	0	0	0	0	0	0	0
Figgins, C.	.296	148	577	83	171	242	22	17	5	60	10	2	0	49	0	94	34	13
Galarrraga, A.	.300	7	10	1	3	6	0	0	1	2	0	0	1	0	0	3	0	0
Glaus, T.	.251	58	207	47	52	119	11	1	18	42	0	1	3	31	3	52	2	3
Guerrero, V.	.337	156	612	124★	206	366★	39	2	39	126	0	8	8	52	14	74	15	3
Guillen, J.	.294	148	565	88	166	281	28	3	27	104	0	3	15	37	5	92	5	4
Halter, S.	.202	46	114	10	23	40	5	0	4	13	0	0	0	7	0	30	1	1
Hensley, M.	.000	16	1	0	0	0	0	0	0	0	0	0	0	0	0	1	0	0
Kennedy, A.	.278	144	468	70	130	190	20	5	10	48	9	2	13	41	7	92	15	5
Kotchman, C.	.224	38	116	7	26	32	6	0	0	15	0	1	4	7	3	11	3	0
Lackey, J.	.000	33	2	0	0	0	0	0	0	0	0	0	0	0	0	1	0	0
McPherson, D.	.225	16	40	5	9	19	1	0	3	6	0	0	0	3	0	17	1	0
Molina, B.	.276	97	337	36	93	136	13	0	10	54	2	4	2	18	1	35	0	1
Molina, J.	.261	73	203	26	53	76	10	2	3	25	5	0	0	10	0	52	4	1
Ortiz, R.	.000	34	3	0	0	0	0	0	0	0	0	0	0	0	0	0	0	0
Paul, J.	.243	46	70	11	17	26	3	0	2	10	3	1	0	7	0	17	2	1
Pride, C.	.250	35	40	5	10	13	3	0	0	3	1	0	1	0	0	11	1	0
Quinlan, R.	.344	56	160	23	55	84	14	0	5	23	0	1	2	14	0	26	3	1
Riggs, A.	.194	16	36	2	7	10	3	0	0	3	0	0	0	1	0	10	1	0
Salmon, T.	.253	60	186	15	47	60	7	0	2	23	0	4	2	14	0	41	1	0
Sele, A.	.000	28	1	0	0	0	0	0	0	0	0	0	0	0	0	1	0	0
Shields, S.	.000	60	1	0	0	0	0	0	0	0	0	0	0	0	0	1	0	0
Washburn, J.	.400	25	5	0	2	2	0	0	0	1	2	0	0	0	0	0	0	0
2004	.105	15	19	0	2	2	0	0	0	1	2	0	0	0	0	5	0	0
TOTALS	.282	162	5675	836	1603	2435	272	37	162	783	56	41	73	450	43	942	143	46
OPP.	.263	162	5617	734	1476	2330	298	23	170	706	35	47	44	502	27	1164	87	44

2004 ANGELS DESIGNATED HITTERS

PLAYER	AVG	G	AB	R	H	TB	2B	3B	HR	RBI	SH	SF	HP	BB	IBB	SO	SB	CS
Anderson, G.	.275	18	69	5	19	27	5	0	1	7	0	0	0	5	3	14	0	0
DaVanon, J.	.273	19	66	9	18	32	4	2	2	11	0	0	0	8	1	11	2	1
Eckstein, D.	.200	1	5	0	1	1	0	0	0	0	0	0	0	0	0	0	0	0
Figgins, D.	.000	1	0	1	0	0	0	0	0	0	0	0	0	0	0	2	0	0
Galarrraga, A.	.167	4	6	1	1	4	0	0	1	1	0	0	1	0	0	1	0	0
Glaus, T.	.241	39	133	31	32	70	5	0	11	22	0	1	2	24	3	34	1	2
Guerrero, V.	.265	13	49	9	13	22	3	0	2	6	0	0	1	4	1	3	1	0
Guillen, J.	.270	10	37	7	10	17	1	0	2	7	0	0	2	5	1	5	0	0
Halter, S.	.182	3	11	0	2	3	1	0	0	0	0	0	0	0	0	2	0	0
Kotchman, C.	1.000	2	1	0	1	1	0	0	0	1	0	0	0	1	0	0	1	0
Molina, B.	.167	5	12	1	2	6	1	0	1	1	0	0	0	1	0	7	0	0
Mondesí, R.	.000	1	2	0	0	0	0	0	0	0	0	0	0	1	0	0	0	0
Paul, J.	.250	2	4	2	1	4	0	0	1	2	0	0	0	2	0	1	0	0
Pride, C.	.333	2	3	0	1	2	1	0	0	0	0	0	0	0	0	0	0	0
Quinlan, R.	.154	4	13	2	2	2	0	0	0	0	0	1	1	0	4	1	0	0
Riggs, A.	.133	4	15	1	2	3	1	0	0	1	0	0	0	1	0	6	0	0
Salmon, T.	.221	39	149	11	33	39	3	0	1	15	0	4	1	12	0	33	1	0
TOTALS	.240	153	575	80	138	233	25	2	22	74	0	5	8	65	9	121	9	3

2004 ANGELS PITCHING

PITCHER	W	L	ERA	G	GS	CG	GF	SHO	SV	IP	H	R	ER	HR	HB	BB	IBB	SO	WP	BK	OPP	AVG
Bergman, D.	0	0	13.50	1	0	0	1	0	0	2.0	4	3	3	0	0	1	0	1	1	0	0	.444
Colon, B.	18	12	5.01	34	34	0	0	0	0	208.1	215	122	116	38	3	71	1	158	1	1	0	.265
Donnelly, B.	5	2	3.00	40	0	0	10	0	0	42.0	34	14	14	5	1	15	0	56	0	0	0	.224
Dunn, S.	0	0	9.00	3	0	0	1	0	0	3.0	7	3	3	0	0	1	0	2	1	0	0	.438
Escobar, K.	11	12	3.93	33	33	0	0	0	0	208.1	192	91	91	21	7	76	2	191	9	0	0	.244
Gregg, K.	5	2	4.21	55	0	0	23	0	1	87.2	86	43	41	6	3	28	3	84	13	1	0	.255
Hensley, M.	0	2	4.88	16	0	0	13	0	0	27.2	32	15	15	5	2	7	1	30	0	0	0	.294
Lackey, J.	14	13	4.67	33	32	1	0	1	0	198.1	215	108	103	22	8	60	4	144	11	1	0	.278
Ortiz, R.	5	7	4.43	34	14	0	13	0	0	128.0	139	64	63	18	4	38	4	82	5	3	0	.280
Percival, T.	2	3	2.90	52	0	0	48	0	33	49.2	43	19	16	7	3	19	3	33	2	0	0	.230
Rodriguez, F.	4	1	1.82	69	0	0	29	0	12	84.0	51	21	17	2	1	33	1	123	5	0	0	.172
Sele, A.	9	4	5.05	28	24	0	1	0	0	132.0	163	84	74	16	5	51	2	51	4	2	0	.310
Shields, S.	8	2	3.33	60	0	0	12	0	4	105.1	97	42	39	6	3	40	5	109	4	0	0	.238
Turnbow, D.	0	0	0.00	4	0	0	4	0	0	6.1	2	0	0	0	0	0	0	3	0	0	0	.105
Washburn, J.	11	8	4.64	25	25	1	0	1	0	149.1	159	81	77	20	4	40	1	86	5	0	0	.269
Weber, B.	0	2	8.06	18	0	0	5	0	0	22.1	37	24	20	4	0	15	0	11	0	0	0	.363
TOTALS	92	70	4.28	162	162	2	160	11	50	1454.1	1476	734	692	170	44	502	27	1164	61	7	0	.263
OPP.	70	92	4.75	162	162	6	156	10	33	1442.1	1603	836	762	162	73	450	43	942	35	8	0	.282

WIN STREAK: 9; Aug. 18-27 & May 1-9

LOSING STREAK: 5; June 4-9

CLUB HISTORY

YEAR BY YEAR STATISTICAL REVIEW



2005 ANGELS BATTING

PLAYER	AVG	G	AB	R	H	TB	2B	3B	HR	RBI	SH	SF	HP	BB	IBB	SO	SB	CS
Anderson, G.	.283	142	575	68	163	250	34	1	17	96	0	5	0	23	8	84	1	1
Byrd, P.	.250	31	4	0	1	1	0	0	0	0	0	0	0	0	0	0	0	0
Cabrera, O.	.257	141	540	70	139	197	28	3	8	57	4	2	3	38	4	50	21	2
Colon, B.	.333	33	3	0	1	1	0	0	0	1	0	0	0	0	0	2	0	0
DaVanon, J.	.231	108	225	42	52	70	10	1	2	15	3	2	2	39	1	44	11	6
Donnelly, B.	.000	66	1	0	0	0	0	0	0	0	0	0	0	0	0	0	0	0
Erstad, D.	.273	153	609	86	166	226	33	3	7	66	4	2	1	47	3	109	10	3
Escobar, K.	.000	16	1	0	0	0	0	0	0	0	1	0	0	0	0	0	0	0
Figgins, C.	.290	158	642	113	186	255	25	10	8	57	9	5	0	64	1	101	62	17
Finley, S.	.222	112	406	41	90	152	20	3	12	54	1	4	3	26	3	71	8	4
Guerrero, V.	.317	141	520	95	165	294	29	2	32	108	0	5	8	61	26	48	13	1
Izturis, M.	.246	77	191	18	47	66	8	4	1	15	1	1	0	17	2	21	9	3
Kennedy, A.	.300	129	416	49	125	154	23	0	2	37	5	3	7	29	1	64	19	4
Kotchman, C.	.278	47	126	16	35	61	5	0	7	22	1	1	0	15	0	18	1	1
Lackey, J.	.000	33	6	0	0	0	0	0	0	0	0	0	0	0	0	1	0	0
Mathis, J.	.333	5	3	1	1	1	0	0	0	0	0	0	0	0	0	1	0	0
McPherson, D.	.244	61	205	29	50	92	14	2	8	26	0	1	14	0	64	3	3	
Merloni, L.	.000	5	5	1	0	0	0	0	0	1	0	1	0	1	0	2	0	0
Molina, B.	.295	119	410	45	121	183	17	0	15	69	5	6	1	27	2	41	0	2
Molina, J.	.228	75	184	14	42	64	4	0	6	25	4	0	2	13	0	41	2	0
Paul, J.	.189	34	37	4	7	14	1	0	2	4	1	0	0	2	0	9	0	0
Pride, C.	.091	11	11	2	1	2	1	0	0	0	0	0	0	0	0	4	0	0
Quinlan, R.	.231	54	134	17	31	54	8	0	5	14	0	1	1	7	0	26	0	1
Rivera, J.	.271	106	350	46	95	159	17	1	15	59	2	1	0	23	0	44	1	9
Salmon, T.	.000	0	0	0	0	0	0	0	0	0	0	0	0	0	0	0	0	0
Shields, R.	.000	78	1	0	0	0	0	0	0	0	0	0	0	0	0	1	0	0
Sorensen, Z.	.167	12	12	3	2	3	1	0	0	0	1	0	0	0	0	2	0	0
Washburn, J.	.000	29	4	1	0	0	0	0	0	0	0	0	0	1	0	0	0	0
PITCHERS	.100	13	20	1	2	2	0	0	0	1	1	0	0	1	0	4	0	0
TOTALS	.270	162	5624	761	1520	2299	278	30	147	726	43	39	29	447	51	848	161	57
OPP.	.254	162	5593	643	1419	2240	285	31	158	607	39	35	48	443	24	1126	68	42

2005 ANGELS DESIGNATED HITTERS

PLAYER	AVG	G	AB	R	H	TB	2B	3B	HR	RBI	SH	SF	HP	BB	IBB	SO	SB	CS
Anderson, G.	.199	36	151	13	30	41	8	0	1	15	0	1	0	6	2	27	0	0
DaVanon, J.	.267	30	86	21	23	26	3	0	0	7	2	1	0	13	0	18	7	2
Erstad, D.	.300	5	20	3	6	11	2	0	1	3	0	0	0	1	0	6	0	1
Figgins, C.	.308	7	26	5	8	11	1	1	0	2	0	0	0	4	0	6	4	1
Finley, S.	.222	5	18	2	4	6	0	1	0	4	0	0	0	1	0	6	0	0
Guerrero, V.	.282	19	71	11	20	36	1	0	5	13	0	2	1	8	2	10	2	1
Kotchman, C.	.239	20	67	7	16	28	3	0	3	6	1	0	0	7	0	12	1	0
Mathis, J.	.500	2	2	1	1	1	0	0	0	0	0	0	0	0	0	1	0	0
Molina, B.	.433	11	30	3	13	19	3	0	1	7	0	3	0	5	1	2	0	0
Molina, J.	.375	5	8	0	3	3	0	0	0	2	0	0	0	1	0	0	0	0
Paul, J.	.000	1	0	0	0	0	0	0	0	0	0	0	0	0	0	0	0	0
Pride, C.	.167	3	6	2	1	2	1	0	0	0	0	0	0	0	0	2	0	0
Rivera, J.	.242	28	99	10	24	47	4	0	3	10	1	0	0	8	0	12	1	0
Sorensen, Z.	.000	1	0	0	0	0	0	0	0	0	0	0	0	0	0	0	0	0
TOTALS	.255	153	584	78	149	221	26	2	14	69	4	7	1	54	5	102	15	5

2005 ANGELS PITCHING

PITCHER	W	L	ERA	G	GS	CG	GF	SHO	SV	IP	H	R	ER	HR	HB	BB	IBB	SO	WP	BK	OPP	AVG
Bootcheck, C.	0	1	3.38	5	2	0	1	0	1	18.2	19	7	7	1	0	4	1	8	1	0	257	.257
Byrd, P.	12	11	3.74	31	31	2	0	1	0	204.1	216	95	85	22	7	28	1	102	1	0	272	.272
Christiansen, J.	0	0	2.45	12	0	0	1	0	0	3.2	7	1	1	0	0	2	0	4	0	0	389	.389
Colon, B.	21	8	3.48	33	33	2	0	0	0	222.2	215	93	86	26	3	43	0	157	2	1	254	.254
Donnelly, B.	9	3	3.72	65	0	0	14	0	0	65.1	60	30	27	9	2	19	3	53	3	0	244	.244
Escobar, K.	3	2	3.02	16	7	0	2	0	1	59.2	45	21	20	4	2	21	1	63	4	0	207	.207
Gregg, K.	1	2	5.04	33	2	0	9	0	0	64.1	70	37	36	8	3	29	2	52	5	0	273	.273
Jones, G.	0	0	6.75	6	0	0	6	0	0	5.1	7	4	4	2	0	0	6	0	0	0	318	.318
Lackey, J.	14	5	3.44	33	33	1	0	0	0	209.0	208	85	80	13	11	71	3	199	18	0	258	.258
Peralta, J.	1	0	3.89	28	0	0	10	0	0	34.2	28	15	15	6	0	14	2	30	2	0	219	.219
Prinz, B.	0	1	3.00	3	0	0	2	0	0	3.0	4	1	1	1	0	1	0	1	0	0	308	.308
Rodriguez, F.	2	5	2.67	66	0	0	58	0	45	67.1	45	20	20	7	0	32	3	91	8	0	184	.184
Santana, E.	12	8	4.65	23	23	1	0	1	0	133.2	139	73	69	17	8	47	2	99	4	0	266	.266
Saunders, J.	0	0	7.71	2	2	0	0	0	0	9.1	10	8	8	3	0	4	0	4	0	0	12	.12
Shields, S.	10	11	2.75	78	0	0	21	0	7	91.2	66	33	28	5	2	37	2	98	12	0	201	.201
Washburn, J.	8	8	3.20	29	29	1	0	1	0	177.1	184	66	63	19	8	51	0	94	2	0	274	.274
Woods, J.	1	1	4.55	28	0	0	10	0	0	27.2	30	18	14	7	2	8	0	20	2	0	270	.270
Yan, E.	1	1	4.59	49	0	0	21	0	0	66.2	66	36	34	8	0	30	4	45	5	0	258	.258
TOTALS	95	67	3.68	162	162	7	155	11	54	1464.1	1419	643	598	158	48	443	24	1126	70	1	254	.254
OPP.	67	95	4.35	162	162	7	155	6	33	1446.1	1520	761	699	147	29	447	51	848	34	7	270	.270

WIN STREAK: 8; June 20-28 & Sept. 16-24

LOSING STREAK: 5; Aug. 25-30

CLUB HISTORY





CLUB HISTORY

YEAR BY YEAR STATISTICAL REVIEW

2006 ANGELS BATTING

PLAYER	AVG	G	AB	R	H	TB	2B	3B	HR	RBI	SH	SF	HP	BB	IBB	SO	SB	CS
Alfonzo, E.	.100	18	50	1	5	6	1	0	0	1	0	0	0	2	0	3	0	0
Anderson, G.	.280	141	543	63	152	235	28	2	17	85	0	7	0	38	11	95	1	0
Aybar, E.	.250	34	40	5	10	13	1	1	0	2	0	0	0	0	0	8	1	0
Cabrera, O.	.282	153	607	95	171	245	45	1	9	72	3	11	3	51	0	58	27	3
Erstad, D.	.221	40	95	8	21	31	8	1	0	5	1	1	2	6	0	18	1	1
Figgins, C.	.267	155	604	93	161	227	23	8	9	62	5	7	2	65	1	100	52	16
Guerrero, V.	.329	156	607	92	200	335	34	1	33	116	0	4	4	50	25★	68	15	5
Izturis, M.	.293	104	352	64	103	145	21	3	5	44	5	1	3	38	1	35	14	6
Kendrick, H.	.285	72	267	25	76	111	21	1	4	30	0	3	4	9	2	44	6	0
Kennedy, A.	.273	139	451	50	123	173	26	6	4	55	3	5	5	39	5	72	16	10
Kotchman, C.	.152	29	79	6	12	17	2	0	1	6	2	0	0	7	0	13	0	1
Mathis, J.	.145	23	55	9	8	16	2	0	2	6	0	1	0	7	1	14	0	0
McPherson, D.	.261	40	115	16	30	55	4	0	7	13	0	0	0	6	0	40	1	0
Molina, J.	.240	78	225	18	54	83	17	0	4	22	7	2	2	9	0	49	1	0
Morales, K.	.234	57	197	21	46	73	10	1	5	22	0	1	0	17	1	28	1	1
Murphy, T.	.229	48	70	12	16	25	4	1	1	6	1	1	0	5	0	21	4	1
Napoli, M.	.228	99	268	47	61	122	13	0	16	42	0	1	5	51	0	90	2	3
Pride, C.	.222	22	27	6	6	11	2	0	1	2	0	0	0	6	0	8	0	0
Quinlan, R.	.321	86	234	28	75	115	11	1	9	32	0	1	2	7	1	28	2	1
Rivera, J.	.310	124	448	65	139	235	27	0	23	85	0	6	7	33	0	59	0	4
Salmon, T.	.265	76	211	30	56	95	8	2	9	27	0	1	3	29	1	44	0	2
Santana, E.	.250	33	4	0	1	1	0	0	0	0	0	0	0	0	0	3	0	0
Willits, R.	.267	28	45	12	12	13	1	0	0	2	2	0	0	11	0	10	4	3
PITCHERS	.105	11	19	0	2	2	0	0	0	2	2	0	0	0	0	9	0	0
TOTALS	.274	162	5609	766	1539	2383	309	29	159	737	31	53	42	486	49	914	148	57
OPP.	.254	162	5541	732	1410	2230	300	23	158	682	40	43	50	471	27	1164	77	40

2006 ANGELS DESIGNATED HITTERS

PLAYER	AVG	G	AB	R	H	TB	2B	3B	HR	RBI	SH	SF	HP	BB	IBB	SO	SB	CS
Alfonzo, E.	.000	1	4	0	0	0	0	0	0	0	0	0	0	0	0	0	0	0
Anderson, G.	.301	45	176	24	53	85	8	0	8	28	0	2	0	12	2	29	0	0
Aybar, E.	.000	5	2	1	0	0	0	0	0	0	0	0	0	0	0	2	0	0
Figgins, C.	.235	6	17	3	4	4	0	0	0	1	0	0	0	1	0	2	2	0
Guerrero, V.	.363	30	113	18	41	67	6	1	6	24	0	1	0	8	2	14	5	1
Izturis, M.	.250	2	4	0	1	1	0	0	0	0	0	0	0	0	0	1	0	0
Kendrick, H.	.167	2	6	1	1	1	0	0	0	1	0	0	10	0	0	1	1	0
Kennedy, A.	.000	2	3	0	0	0	0	0	0	0	0	0	1	1	2	0	0	0
Mathis, J.	.000	2	1	0	0	0	0	0	0	0	0	0	0	1	0	0	0	0
McPherson, D.	1.000	2	2	2	2	6	1	0	1	1	0	0	0	0	0	0	0	0
Pride, C.	.500	4	6	2	3	7	1	0	1	2	0	0	0	0	0	2	0	0
Quinlan, R.	.000	2	1	0	0	0	0	0	0	0	0	0	0	0	0	0	0	0
Rivera, J.	.279	18	68	12	19	43	3	0	7	16	0	0	1	4	0	10	0	0
Willits, R.	.000	2	1	2	0	0	0	0	0	0	0	0	0	0	0	1	0	0
TOTALS	.294	153	586	92	172	290	27	2	29	97	0	4	5	53	5	98	9	3

2006 ANGELS PITCHING

PITCHER	W	L	ERA	G	GS	CG	GF	SHO	SV	IP	H	R	ER	HR	HB	BB	IBB	SO	WP	BK	OPP	AVG
Bootcheck, C.	0	1	10.45	7	0	0	5	0	0	10.1	16	12	12	3	0	9	0	7	1	0	.364	
Bulger, J.	0	0	16.20	2	0	0	1	0	0	1.2	1	3	3	0	0	3	0	1	1	0	.167	
Carrasco, H.	7	3	3.41	56	3	0	24	0	1	100.1	93	42	38	10	5	27	1	72	6	0	.244	
Colon, B.	1	5	5.11	10	1	0	1	0	0	56.1	71	39	32	11	3	11	0	31	1	0	.306	
Donnelly, B.	6	0	3.94	62	0	0	17	0	0	64.0	58	32	28	8	4	28	3	53	6	0	.240	
Escobar, K.	11	14	3.61	30	30	1	0	0	0	189.1	192	93	76	17	4	50	2	147	7	0	.264	
Gregg, K.	3	4	4.14	32	3	0	12	0	0	78.1	88	41	36	10	2	21	0	71	6	0	.280	
Jones, G.	0	0	6.00	5	0	0	2	0	0	6.0	8	5	4	1	0	2	0	1	0	0	.348	
Lackey, J.	13	11	3.56	33	33	3	0	2	0	217.2	203	98	86	14	9	72	4	190	16	0	.246	
Moseley, D.	1	0	9.00	3	2	0	1	0	0	11.0	22	11	11	3	0	2	0	3	0	0	.440	
Rodriguez, F.	2	3	1.73	69	0	0	58	0	47★	73.0	52	16	14	6	1	28	5	98	10	0	.197	
Romero, J.	1	2	6.70	65	0	0	16	0	0	48.1	57	40	36	3	1	28	2	31	1	0	.298	
Santana, E.	16	8	4.28	33	33	0	0	0	0	204.0	181	106	97	21	11	70	2	141	10	2	.241	
Saunders, J.	7	3	4.71	13	13	0	0	0	0	70.2	71	42	37	6	1	29	1	51	2	1	.264	
Shields, S.	7	7	2.87	74	0	0	13	0	2	87.2	70	30	28	8	1	24	4	84	8	0	.217	
Weaver, Jef.	3	10	6.29	16	16	0	0	0	0	88.2	114	68	62	18	4	21	0	62	4	0	.309	
Weaver, Jer.	11	2	2.56	19	19	0	0	0	0	123.0	94	36	35	15	3	33	1	105	2	0	.209	
Yan, E.	0	0	6.85	13	0	0	8	0	0	22.1	19	18	17	4	1	13	2	16	4	0	.232	
TOTALS	89	73	4.04	162	162	5	157	12	50	1452.2	1410	732	652	158	50	471	27	1164	85	3	.254	
OPP.	73	89	4.46	162	162	7	155	8	33	1444.2	1539	766	716	159	42	486	49	914	53	4	.274	

WIN STREAK: 8; July 8-18

LOSING STREAK: 6; May 17-22 & Apr. 28-May 3



CLUB HISTORY

YEAR BY YEAR STATISTICAL REVIEW



2007 ANGELS BATTING

PLAYER	AVG	G	AB	R	H	TB	2B	3B	HR	RBI	SH	SF	HP	BB	IBB	SO	SB	CS
Anderson, G.	.297	108	417	67	124	205	31	1	16	80	0	6	0	27	9	54	1	0
Aybar, E.	.237	79	194	18	46	56	5	1	1	19	3	2	2	10	0	32	4	4
Brown, M.	.000	4	5	0	0	0	0	0	0	0	0	0	0	2	0	1	1	0
Budde, R.	.167	12	18	0	3	4	1	0	0	1	0	0	0	0	0	6	0	0
Cabrera, O.	.301	155	638	101	192	253	35	1	8	86	3	11	5	44	0	64	20	4
Evans, T.	.091	8	11	3	1	4	0	0	1	2	0	0	0	2	0	4	0	0
Figgins, C.	.330	115	442	81	146	191	24	6	3	58	2	8	0	51	0	81	41	12
Gorneault, N.	.000	2	4	1	0	0	0	0	0	0	0	0	0	1	0	1	0	0
Guerrero, V.	.324	150	574	89	186	314	45	1	27	125	0	6	9	71	28★	62	2	3
Haynes, N.	.267	40	45	10	12	14	0	1	0	1	0	0	0	3	0	11	1	2
Hillenbrand, S.	.254	53	197	19	50	64	5	0	3	22	0	1	1	5	0	18	0	2
Izturis, M.	.289	102	336	47	97	136	17	2	6	51	1	4	0	33	2	39	7	1
Kendrick, H.	.322	88	338	55	109	152	24	2	5	39	1	1	4	9	2	61	5	4
Kotchman, C.	.296	137	443	64	131	207	37	3	11	68	3	5	4	53	1	43	2	4
Mathis, J.	.211	59	171	24	36	60	12	0	4	23	3	4	2	15	0	49	0	1
Matthews, G.	.252	140	516	79	130	216	26	3	18	72	0	6	2	55	6	102	18	4
Morales, K.	.294	43	119	12	35	57	10	0	4	15	0	0	1	6	2	21	0	1
Murphy, T.	.184	20	38	2	7	8	1	0	0	2	0	0	1	0	0	9	0	0
Napoli, M.	.247	75	219	40	54	97	11	1	10	34	1	5	5	33	2	63	5	2
Quinlan, R.	.247	79	178	21	44	62	9	0	3	21	0	1	1	14	1	27	3	2
Rivera, J.	.279	14	43	3	12	19	1	0	2	8	0	0	0	1	0	4	0	0
Santana, E.	.200	2	5	1	1	2	1	0	0	2	0	0	0	0	0	3	0	0
Weaver, J.	.250	2	4	0	1	1	0	0	0	0	0	0	0	0	0	1	0	0
Willits, R.	.293	136	430	74	126	148	20	1	0	34	11	5	3	69	2	83	27	8
Wood, B.	.152	13	33	2	5	9	1	0	1	3	0	0	0	0	0	12	0	0
Willits, R.	.200	10	20	1	4	5	1	0	0	2	1	0	0	0	0	6	0	0
TOTALS	.284	162	5554	822	1578	2317	324	23	123	776	32	65	40	507	55	883	139	55
OPP.	.266	162	5563	731	1480	2290	289	34	151	684	28	40	51	477	22	1156	107	31

2007 ANGELS DESIGNATED HITTERS

PLAYER	AVG	G	AB	R	H	TB	2B	3B	HR	RBI	SH	SF	HP	BB	IBB	SO	SB	CS
Anderson, G.	.208	20	72	9	15	22	4	0	1	4	0	1	0	7	4	14	0	0
Aybar, E.	.000	2	3	0	0	0	0	0	0	0	0	0	0	0	0	2	0	0
Budde, R.	.000	2	2	0	0	0	0	0	0	0	0	0	0	0	0	1	0	0
Cabrera, O.	.250	2	8	0	2	2	0	0	0	1	0	1	0	0	0	1	1	0
Figgins, C.	1.000	1	1	0	1	1	0	0	0	0	0	0	0	0	0	0	0	0
Guerrero, V.	.270	41	159	25	43	81	6	1	10	36	0	1	3	15	8	19	1	0
Haynes, N.	.500	3	2	1	1	0	0	0	0	0	0	0	0	0	0	0	0	0
Hillendbrand, S.	.238	45	172	14	41	55	5	0	3	20	0	1	1	4	0	13	0	2
Izturis, M.	.400	3	10	4	4	4	0	0	0	0	0	0	0	3	0	1	0	1
Kotchman, C.	.500	1	2	2	1	4	0	0	1	2	0	0	0	2	0	0	0	1
Mathis, J.	.000	2	2	0	0	0	0	0	0	0	0	0	0	0	0	1	0	0
Evans, T.	.000	1	1	0	0	0	0	0	0	0	0	0	0	0	0	0	0	0
Matthews, G.	.143	4	14	3	2	2	0	0	0	0	0	0	0	1	0	5	0	0
Morales, K.	.305	15	59	9	18	32	5	0	3	9	0	0	0	3	1	6	0	0
Quinlan, R.	.222	7	18	3	4	5	1	0	0	0	0	0	0	2	0	3	2	0
Rivera, J.	.250	4	12	0	3	3	0	0	0	1	0	0	0	0	0	0	0	0
Willits, R.	.300	15	50	11	15	17	2	0	0	6	1	0	1	9	0	12	2	2
TOTALS	.257	153	591	85	152	231	23	1	18	79	1	4	5	47	13	78	6	7

2007 ANGELS PITCHING

PITCHER	W	L	ERA	G	GS	CG	GF	SHO	SV	IP	H	R	ER	HR	HB	BB	IBB	SO	WP	BK	OPP	AVG
Buttcheck, C.	3	3	4.77	51	0	0	17	0	0	77.1	81	43	41	7	5	24	3	56	6	1	.274	
Bulger, J.	0	0	2.84	6	0	0	4	0	0	6.1	5	2	2	0	0	3	0	8	1	0	.227	
Carrasco, H.	2	1	6.57	29	1	0	9	0	0	38.1	44	34	28	8	1	23	1	33	3	0	.272	
Colon, B.	6	8	6.34	19	18	0	0	0	0	99.1	132	74	70	15	5	29	1	76	1	0	.320	
Escobar, K.	18	7	3.40	30	30	3	0	1	0	195.2	182	79	74	11	3	66	2	160	9	0	.248	
Gwyn, M.	0	0	11.81	3	0	0	2	0	1	5.1	9	9	7	3	0	5	0	3	1	0	.360	
Jones, G.	0	0	6.23	9	0	0	8	0	0	8.2	10	6	6	2	1	5	0	5	1	0	.278	
Lackey, J.	19	9	3.01	33	33	2	0	2	0	224.0	219	87	75	18	12	52	2	179	9	1	.254	
Moseley, D.	4	3	4.40	46	8	0	13	0	0	92.0	97	45	45	7	3	27	3	50	6	1	.277	
Oliver, D.	3	1	3.78	61	0	0	20	0	0	64.1	58	31	27	5	1	23	2	51	1	1	.239	
Resop, C.	0	0	4.15	4	0	0	3	0	0	4.1	4	2	2	1	0	1	0	2	0	0	.308	
Rodriguez, F.	5	2	2.81	64	0	0	56	0	40	67.1	50	22	21	3	1	34	0	90	7	1	.204	
Santana, E.	7	14	5.76	28	26	0	1	0	0	150.0	174	103	96	26	8	58	3	126	7	0	.288	
Saunders, J.	8	5	4.44	18	18	0	0	0	0	107.1	129	56	53	11	1	34	1	69	3	0	.298	
Shields, R.	4	5	3.86	71	0	0	13	0	2	77.0	62	36	33	7	4	33	0	77	6	0	.220	
Speier, J.	2	3	2.88	51	0	0	9	0	0	50.0	36	17	16	6	4	12	1	47	2	0	.202	
Thompson, R.	0	0	10.80	7	0	0	2	0	0	6.2	10	8	8	4	0	3	0	9	2	0	.345	
Weaver, J.	13	7	3.91	28	28	0	0	0	0	161.0	178	77	70	17	2	45	3	115	4	0	.280	
TOTALS	94	68	4.23	162	162	5	157	9	43	1435.0	1480	731	674	151	51	477	22	1156	69	5	.266	
OPP.	68	94	4.74	162	162	5	157	8	34	1425.1	1578	822	751	123	40	507	55	883	51	2	.284	

WIN STREAK: 6; May 16-22

LOSING STREAK: 6; Apr. 12-18





CLUB HISTORY

YEAR BY YEAR STATISTICAL REVIEW

2008 ANGELS BATTING

PLAYER	AVG	G	AB	R	H	TB	2B	3B	HR	RBI	SH	SF	HP	BB	IBB	SO	SB	CS
Anderson, G.	.293	145	557	66	163	241	27	3	15	84	0	6	1	29	6	77	7	4
Aybar, E.	.277	98	346	53	96	133	18	5	3	39	9	1	5	14	0	45	7	2
Brown, M.	.053	11	19	0	1	2	1	0	0	3	0	0	0	1	0	10	0	0
Budde, R.	.000	8	2	0	0	0	0	0	0	0	1	0	0	0	0	0	0	0
Figgins, C.	.276	116	453	72	125	144	14	1	1	22	2	0	3	62	3	80	34	13
Guerrero, V.	.303	143	541	85	164	282	31	3	27	91	0	4	4	51	16	77	5	3
Hunter, T.	.278	146	551	85	153	257	37	2	21	78	0	1	6	50	6	108	19	5
Izturis, M.	.269	79	290	44	78	105	14	2	3	37	2	2	1	26	0	27	11	2
Kendrick, H.	.306	92	340	43	104	143	26	2	3	37	1	4	4	12	3	58	11	4
Kotchman, C.	.287	100	373	47	107	167	24	0	12	54	0	2	5	18	3	23	2	1
Mathis, J.	.194	94	283	35	55	90	8	0	9	42	8	4	3	30	4	90	2	2
Matthews, G.	.242	127	426	53	103	152	19	3	8	46	0	2	4	45	2	95	8	3
Morales, K.	.213	27	61	7	13	24	2	0	3	8	0	0	1	4	0	7	0	1
Napoli, M.	.273	78	227	39	62	133	9	1	20	49	1	6	5	35	5	70	7	3
Quinlan, R.	.262	68	164	15	43	51	1	2	1	11	0	1	2	14	0	28	4	2
Rivera, J.	.246	89	256	31	63	112	13	0	12	45	0	8	0	16	0	33	1	1
Rodriguez, S.	.204	59	167	18	34	53	8	1	3	10	2	1	3	14	0	55	3	1
Sandoval, F.	.167	6	6	0	1	1	0	0	0	0	0	0	0	1	0	0	0	0
Teixeira, M.	.358	54	193	39	69	122	14	0	13	43	0	5	4	32	4	23	2	0
Willits, R.	.194	82	108	21	21	25	4	0	0	7	5	2	0	21	0	26	2	1
Wilson, B.	.167	7	6	0	1	1	0	0	0	1	0	0	0	1	0	3	0	0
Wood, B.	.200	55	150	12	30	49	4	0	5	13	1	1	1	4	0	43	4	0
PITCHERS	.000	9	21	0	0	0	0	0	0	0	1	0	0	1	0	9	0	0
TOTALS	.268	162	5540	765	1486	2287	274	25	159	721	32	50	52	481	52	987	129	48
OPP.	.261	162	5571	697	1455	2263	272	28	160	664	36	33	63	457	32	1106	109	31

2008 ANGELS DESIGNATED HITTERS

PLAYER	AVG	G	AB	R	H	TB	2B	3B	HR	RBI	SH	SF	HP	BB	IBB	SO	SB	CS
Anderson, G.	.279	60	240	32	67	104	6	2	9	36	0	1	0	16	3	33	3	2
Figgins, C.	.250	2	8	1	2	2	0	0	0	1	0	0	0	1	0	0	1	0
Guerrero, V.	.317	44	164	29	52	96	9	1	11	35	0	2	2	17	5	22	2	0
Hunter, T.	.125	9	32	3	4	5	1	0	0	2	0	0	1	5	1	8	1	0
Matthews, G.	.220	13	50	5	11	16	2	0	1	3	0	1	0	6	0	14	0	0
Morales, K.	.000	3	8	0	0	0	0	0	0	0	0	0	0	0	0	1	0	0
Quinlan, R.	.273	4	11	0	3	3	0	0	0	0	0	0	0	0	0	2	0	0
Rivera, J.	.250	17	60	10	15	24	3	0	2	6	0	1	0	4	0	7	0	0
Rodriguez, S.	.000	2	2	0	0	0	0	0	0	0	0	0	0	0	0	1	0	0
Sandoval, F.	.000	4	3	0	0	0	0	0	0	0	0	0	0	0	0	0	0	0
Teixeira, M.	.500	3	12	2	6	9	0	0	1	5	0	0	0	2	1	1	0	0
Willits, R.	.286	5	7	1	2	2	0	0	0	1	2	0	0	1	0	1	0	0
TOTALS	.271	153	597	83	162	261	21	3	24	89	2	5	3	52	10	90	7	2

2008 ANGELS PITCHING

PITCHER	W	L	ERA	G	GS	CG	GF	SHO	SV	IP	H	R	ER	HR	HB	BB	IBB	SO	WP	BK	OPP AVG
Adenhardt, N.	1	0	9.00	3	3	0	0	0	0	12.0	18	12	12	0	0	13	0	4	2	0	.360
Arredondo, J.	10	2	1.62	52	0	0	10	0	0	61.0	42	15	11	3	1	22	0	55	1	0	.190
Boothcheck, C.	0	0	10.13	10	0	0	4	0	0	16.0	30	18	18	2	0	12	0	14	2	0	.385
Bulger, J.	0	0	7.31	14	0	0	7	0	0	16.0	15	13	13	3	2	9	0	20	0	0	.242
Garland, J.	14	8	4.90	32	32	1	0	0	0	196.2	237	116	107	23	8	59	4	90	4	0	.303
Jepsen, K.	0	1	4.32	9	0	0	0	0	0	8.1	8	5	4	0	0	4	0	7	1	0	.250
Lackey, J.	12	5	3.75	24	24	3	0	0	0	163.1	161	71	68	26	10	40	1	130	5	0	.260
Loux, S.	0	0	2.81	7	0	0	5	0	0	16.0	16	6	5	1	2	2	0	4	0	0	.262
Moseley, D.	2	4	6.79	12	10	0	1	0	0	50.1	70	38	38	6	2	20	0	37	3	1	.332
O'Day, D.	0	1	4.57	30	0	0	17	0	0	43.1	49	24	22	2	4	14	6	29	1	0	.283
Oliver, D.	7	1	2.88	54	0	0	9	0	0	72.0	67	24	23	5	4	16	2	48	3	0	.254
Rodriguez, F.	2	3	2.24	76*	0	0	69*	0	62*	68.1	54	21	17	4	2	34	4	77	6	0	.216
Santana, E.	16	7	3.49	32	32	2	0	1	0	219.0	198	89	85	23	8	47	2	214	5	1	.237
Saunders, J.	17	7	3.41	31	31	1	0	0	0	198.0	187	82	75	21	6	53	2	103	3	0	.253
Serrano, A.	0	0	0.00	1	0	0	1	0	0	1.0	1	0	0	0	0	0	1	0	0	0	.250
Shields, S.	6	4	2.70	64	0	0	12	0	4	63.1	56	29	19	6	2	29	2	64	2	0	.236
Speier, J.	2	8	5.03	62	0	0	19	0	0	68.0	69	41	38	15	6	27	5	56	8	0	.261
Thompson, R.	0	0	22.50	2	0	0	1	0	0	2.0	4	5	5	0	0	2	0	1	1	0	.400
Weaver, J.	11	10	4.33	30	30	0	0	0	0	176.2	173	88	85	20	6	54	4	152	3	0	.254
TOTALS	100	62	3.99	162	162	7	155	10	66	1451.1	1455	697	644	160	63	457	32	1106	50	2	.261
OPP.	62	100	4.38	162	162	10	152	6	28	1434.1	1486	765	698	159	52	481	52	987	54	5	.268

WIN STREAK: 7; May 31-June 7

LOSING STREAK: 4; May 7-11

CLUB HISTORY

YEAR BY YEAR STATISTICAL REVIEW



2009 ANGELS BATTING

PLAYER	AVG	G	AB	R	H	TB	2B	3B	HR	RBI	SH	SF	HP	BB	IBB	SO	SB	CS
Abreu, B.	.293	152	563	96	165	245	29	3	15	103	0	9	1	94	7	113	30	8
Aybar, E.	.312	137	504	70	157	213	23	9	5	58	12	5	5	30	1	54	14	7
Budde, R.	.000	3	3	0	0	0	0	0	0	0	0	0	0	0	0	2	0	0
Evans, T.	.286	11	7	2	2	2	0	0	0	0	1	0	0	0	0	2	0	0
Figgins, C.	.298	158	615	114	183	242	30	7	5	54	8	4	1	101*	0	114	42	17
Gutierrez, V.	.295	100	383	59	113	176	16	1	15	50	0	4	1	19	3	56	2	1
Hunter, T.	.299	119	451	74	135	229	26	1	22	90	0	5	3	47	4	92	18	4
Izturis, M.	.300	114	387	74	135	168	22	3	8	65	3	7	5	35	2	41	13	5
Kendrick, H.	.291	105	374	61	109	166	21	3	10	61	2	0	4	20	1	71	11	4
Mathis, J.	.211	84	237	26	50	73	8	0	5	28	8	1	4	22	0	73	2	3
Matthews Jr., G.	.250	103	316	44	79	114	19	2	4	50	0	2	2	40	2	74	4	1
Morales, K.	.306	152	566	86	173	322	43	2	34	108	0	8	2	46	10	117	3	7
Napoli, M.	.272	114	382	60	104	188	22	1	20	56	0	3	7	40	1	103	3	3
Pettit, C.	.286	10	7	2	2	2	0	0	0	0	0	0	0	0	0	1	0	0
Quinlan, R.	.243	54	115	13	28	39	5	0	2	14	0	0	0	5	0	30	1	1
Rivera, J.	.287	138	529	72	152	253	24	1	25	88	0	5	2	36	1	57	0	1
Rodriguez, S.	.200	12	25	4	5	11	0	0	2	4	0	1	0	3	0	7	0	0
Sandoval, F.	.182	5	11	2	3	1	0	0	0	0	0	0	0	0	0	3	0	0
Willits, R.	.213	49	80	16	17	19	2	0	0	6	6	1	0	5	0	17	5	1
Wilson, B.	.200	12	5	0	1	2	1	0	0	0	1	0	0	0	0	1	1	0
Wood, B.	.195	18	41	5	8	12	1	0	1	3	1	0	1	3	0	19	0	0
PITCHERS	.143	10	21	4	3	3	0	0	0	2	2	0	0	1	0	7	0	0
TOTALS	.285	162	5622	883	1604	2482	293	33	173	841	43	52	41	547	32	1054	148	63
OPP.	.272	162	5562	761	1513	2401	298	25	180	720	52	54	58	523	35	1062	128	39

2009 ANGELS DESIGNATED HITTERS

PLAYER	AVG	G	AB	R	H	TB	2B	3B	HR	RBI	SH	SF	HP	BB	IBB	SO	SB	CS
Abreu, B.	.314	14	51	12	16	22	6	0	0	13	0	0	0	12	0	8	1	0
Budde, R.	.000	1	1	0	0	0	0	0	0	0	0	0	0	0	0	1	0	0
Figgins, C.	.000	2	7	2	0	0	0	0	0	0	1	0	0	2	0	2	2	0
Guerrero, V.	.291	93	371	55	108	168	16	1	14	48	0	1	4	18	2	55	2	1
Hunter, T.	.429	4	14	4	6	15	0	0	3	4	0	0	0	2	0	1	0	0
Izturis, M.	.148	7	27	3	4	5	1	0	0	3	0	0	0	0	0	6	1	0
Kendrick, H.	.318	6	22	4	7	11	1	0	1	3	0	0	0	2	0	3	0	0
Mathis, J.	.200	4	5	0	1	1	0	0	0	1	0	0	0	0	0	2	0	0
Matthews Jr.	.167	4	6	2	1	1	0	0	0	1	0	0	0	0	0	2	0	0
Napoli, M.	.359	18	64	10	23	38	6	0	3	11	0	0	0	8	0	13	1	1
Pettit, C.	.000	3	1	1	0	0	0	0	0	0	0	0	0	0	0	0	0	0
Quinlan, R.	.100	5	10	1	1	0	0	0	0	0	0	0	0	0	0	4	0	0
Rivera, J.	.395	10	43	9	17	30	1	0	4	9	0	0	0	2	0	2	0	0
TOTALS	.298	153	617	104	184	292	31	1	25	93	3	1	4	46	2	95	7	2

2009 ANGELS PITCHING

PITCHER	W	L	ERA	G	GS	CG	GF	SHO	SV	IP	H	R	ER	HR	HB	BB	IBB	SO	WP	BK	AVG	OPP
Adenhart, N.	0	0	0.00	1	1	0	0	0	0	6.0	7	0	0	0	0	3	0	5	1	0	.292	
Arredondo, J.	2	3	6.00	43	0	0	15	0	0	45.0	47	30	30	6	0	23	2	47	5	1	.269	
Bell, T.	1	2	9.74	8	4	0	1	0	0	20.1	40	25	22	3	0	11	2	14	1	0	.412	
Bulger, J.	6	1	3.56	65	0	0	20	0	1	65.2	46	26	26	7	1	30	1	68	5	0	.207	
Davidson, D.	0	0	5.40	4	0	0	1	0	0	1.2	3	1	1	0	0	3	1	0	0	0	.375	
Escobar, K.	1	0	3.60	1	1	0	0	0	0	5.0	4	2	2	0	1	4	0	5	0	0	.235	
Fuentes, B.	1	5	3.93	65	0	0	57	0	48*	55.0	53	24	24	6	5	24	2	46	1	0	.254	
Jepsen, K.	6	4	4.94	54	0	0	13	0	1	54.2	63	33	30	2	0	19	2	48	6	0	.292	
Kazmir, S.	2	2	1.73	6	6	0	0	0	0	36.1	28	8	7	1	1	10	0	26	3	0	.212	
Lackey, J.	11	8	3.83	27	27	1	0	1	0	176.1	177	84	75	17	9	47	1	139	6	0	.263	
Loux, S.	2	3	5.86	18	6	0	7	0	0	58.1	84	42	38	4	4	19	0	19	3	0	.343	
Mosebach, B.	0	0	7.71	3	0	0	1	0	0	2.1	4	3	2	0	1	1	8	0	0	0	.364	
Moseley, D.	1	0	4.30	3	3	0	0	0	0	14.2	20	8	7	3	0	3	1	8	0	0	.323	
O'Sullivan, S.	4	2	5.92	12	10	0	1	0	0	51.2	60	34	34	12	1	16	1	29	1	0	.296	
Oliver, D.	5	1	2.71	63	1	0	9	0	0	73.0	61	22	22	5	5	22	8	65	7	0	.237	
Ortega, A.	0	2	9.24	3	3	0	0	0	0	12.2	19	15	13	4	0	6	0	7	0	0	.345	
Palmer, M.	11	2	3.93	40	13	1	10	0	0	121.1	105	55	53	12	4	55	2	69	5	0	.240	
Rodriguez, F.	0	0	27.00	1	0	0	0	0	0	0.2	1	3	2	1	0	2	0	1	1	0	.250	
Rodriguez, R.	0	1	5.58	18	0	0	6	0	0	30.2	47	22	19	4	1	9	1	10	1	0	.356	
Santana, E.	8	8	5.03	24	23	2	0	2	0	139.2	159	83	78	24	10	47	4	107	4	0	.288	
Saunders, J.	16	7	4.60	31	31	1	0	1	0	186.0	202	102	95	29	6	64	2	101	5	1	.279	
Shields, S.	6	4	2.70	64	0	0	12	0	4	63.1	56	29	19	6	2	29	2	64	2	0	.236	
Speier, J.	1	3	6.62	20	0	0	2	0	1	17.2	16	14	13	1	0	15	0	12	1	0	.239	
Thompson, R.	0	0	5.12	13	0	0	2	0	0	19.1	27	11	11	6	1	7	0	21	5	0	.329	
Weaver, J.	16	8	3.75	33	33	4	0	2	0	211.0	196	91	88	26	4	66	3	174	3	0	.246	
TOTALS	97	64	4.45	162	162	9	153	13	51	1445.0	1513	761	715	180	58	523	35	1062	67	2	.272	
OPP.	65	97	5.01	162	162	6	156	6	32	1429.1	1604	883	796	173	41	547	32	1054	70	8	.285	

WIN STREAK: 8; July 18-25

LOSING STREAK: 4; Sept. 22-26





CLUB HISTORY

YEAR BY YEAR STATISTICAL REVIEW

2010 ANGELS BATTING

PLAYER	AVG	G	AB	R	H	TB	2B	3B	HR	RBI	SH	SF	HP	BB	IBB	SO	SB	CS
Abreu, B.	.255	154	573	88	146	249	41	1	20	78	0	5	2	87	3	132	24	10
Aldridge, C.	.077	5	13	0	1	3	0	1	0	1	0	0	0	0	0	5	0	0
Aybar, E.	.253	138	534	69	135	176	18	4	5	29	11	2	7	35	1	81	22	8
Bourjos, P.	.204	51	181	19	37	69	6	4	6	15	3	1	2	6	0	40	10	3
Budde, R.	.400	6	10	2	4	8	1	0	1	3	0	0	0	1	0	5	0	0
Callaspo, A.	.249	58	213	21	53	67	8	0	2	13	1	1	1	12	1	13	2	2
Conger, H.	.172	13	29	2	5	8	1	1	0	5	0	0	0	5	0	9	0	0
Evans, T.	.000	1	1	0	0	0	0	0	0	0	0	0	0	0	0	1	0	0
Frandsen, K.	.250	54	160	24	40	51	11	0	0	14	3	0	1	9	0	10	2	0
Hunter, T.	.281	152	573	76	161	266	36	0	23	90	0	5	7	61	6	106	9	12
Izturis, M.	.250	61	212	27	53	77	13	1	3	27	1	2	2	21	0	27	7	3
Kendrick, H.	.279	158	616	67	172	251	41	4	10	75	4	5	5	28	2	94	14	4
Mathis, J.	.195	68	205	19	40	57	6	1	3	18	3	1	6	0	59	3	0	0
Matsui, H.	.274	145	482	55	132	221	24	1	21	84	0	4	1	67	6	98	0	1
McAnulty, P.	.136	9	22	2	3	6	0	0	1	2	0	0	0	2	0	11	0	0
Morales, K.	.290	51	193	29	56	94	5	0	11	39	0	1	5	12	3	31	0	1
Napoli, M.	.238	140	453	60	108	212	24	1	26	68	0	4	11	42	2	137	4	2
Quinlan, R.	.121	23	33	4	4	6	2	0	0	2	1	0	0	2	0	6	2	0
Rivera, J.	.252	124	416	53	105	170	20	0	15	52	0	2	4	33	4	58	2	2
Romine, A.	.091	5	11	0	1	1	0	0	0	1	0	0	0	0	0	4	0	0
Ryan, M.	.205	22	39	3	8	12	4	0	0	2	0	1	0	1	0	5	0	0
Trumbo, M.	.067	8	15	2	1	1	0	0	0	2	0	0	0	1	0	8	0	0
Willits, R.	.258	97	159	23	41	48	7	0	0	8	3	0	1	19	0	26	2	4
Wilson, B.	.229	40	96	12	22	40	6	0	4	15	2	0	0	8	0	23	0	0
Wood, B.	.146	81	226	20	33	47	2	0	4	14	8	1	2	6	0	71	1	0
PITCHERS	.087	9	23	4	2	2	0	0	0	1	0	0	2	0	10	0	0	0
TOTALS	.248	162	5488	681	1363	2142	276	19	155	656	42	37	52	466	28	1070	104	52
OPP.	.256	162	5556	702	1422	2241	313	31	148	670	41	42	46	565	33	1130	133	41

2010 ANGELS DESIGNATED HITTERS

PLAYER	AVG	G	AB	R	H	TB	2B	3B	HR	RBI	SH	SF	HP	BB	IBB	SO	SB	CS
Abreu, B.	.143	17	70	5	10	14	4	0	0	5	0	0	0	6	0	17	0	1
Aybar, E.	1.000	1	1	1	1	1	0	0	0	0	0	0	0	0	0	0	1	0
Conger, H.	.000	1	1	0	0	0	0	0	0	0	0	0	0	0	0	1	0	0
Hunter, T.	.135	9	37	1	5	6	1	0	0	3	0	0	0	3	0	5	0	0
Izturis, M.	.000	3	8	0	0	0	0	0	0	1	1	1	0	1	0	2	0	0
Mathis, J.	.000	1	1	0	0	0	0	0	0	0	0	0	0	0	0	1	0	0
Ryan, M.	.000	1	1	0	0	0	0	0	0	0	0	0	0	0	0	0	0	0
Matsui, H.	.263	120	418	46	110	181	21	1	16	61	0	4	1	60	4	88	0	1
McAnulty	.250	1	4	1	1	4	0	0	1	2	0	0	0	0	0	3	0	0
Napoli, M.	.000	2	3	1	0	0	0	0	0	0	0	0	0	0	0	3	0	0
Quinlan, R.	.000	3	3	0	0	0	0	0	0	0	0	0	0	0	0	1	0	0
Rivera, J.	.125	3	8	0	1	2	1	0	0	0	0	0	0	1	0	3	0	0
Trumbo, M.	.000	1	1	0	0	0	0	0	0	0	0	0	0	0	0	0	0	0
Willits, R.	.000	10	2	3	0	0	0	0	0	1	0	0	0	0	0	0	0	0
Wilson, B.	1.000	1	1	0	1	1	0	0	0	0	0	0	0	0	0	0	0	0
TOTALS	.231	153	559	59	129	209	27	1	17	72	2	5	1	71	4	122	1	2

2010 ANGELS PITCHING

PITCHER	W	L	ERA	G	GS	CG	GF	SHO	SV	IP	H	R	ER	HR	HB	BB	IBB	SO	WP	BK	AVG	OPP
Bell, T.	2	5	4.72	25	7	0	8	0	0	61.0	77	35	32	2	1	21	2	45	5	0	.312	
Bulger, J.	0	0	4.88	25	0	0	5	0	0	24.0	25	14	13	3	2	15	0	25	1	0	.269	
Casseevah, B.	1	2	3.15	16	0	0	9	0	0	20.0	23	11	7	0	1	8	2	8	1	0	.277	
Fuentes, B.	4	1	3.52	39	0	0	33	0	23	38.1	28	17	15	5	1	18	1	39	2	1	.201	
Haren, D.	5	4	2.87	14	1	0	0	0	0	94.0	84	31	30	8	2	25	2	75	4	1	.237	
Jepsen, K.	2	4	3.97	68	0	0	4	0	0	59.0	54	26	26	2	2	29	5	61	8	0	.250	
Kazmir, S.	9	15	5.94	28	28	0	0	0	0	150.0	158	103	99	25	12	79	2	93	6	0	.271	
Kohn, M.	2	0	2.11	24	0	0	8	0	1	21.1	17	5	5	0	0	16	1	20	0	0	.221	
O'Sullivan, S.	1	0	2.08	5	1	0	2	0	0	13.0	7	3	3	1	0	4	2	6	0	0	.156	
Palmer, M.	1	2	4.54	14	1	0	3	0	0	33.2	38	20	17	1	1	20	1	17	2	0	.281	
Pineiro, J.	10	7	3.84	23	23	3	0	1	0	152.1	155	66	65	15	1	34	6	92	4	0	.261	
Rodney, F.	4	3	4.24	72	0	0	30	0	14	68.0	70	33	32	4	5	35	1	53	4	0	.263	
Rodriguez, F.	1	3	4.37	43	0	0	14	0	0	47.1	46	23	23	5	1	26	3	36	8	1	.254	
Rodriguez, R.	0	0	4.50	1	0	0	1	0	0	2.0	1	1	1	0	1	2	0	1	0	0	.143	
Santana, E.	17	10	3.92	33	33	4	0	1	0	222.2	221	104	97	27	12	73	2	169	11	1	.259	
Saunders, J.	6	10	4.62	20	2	0	1	0	1	120.2	135	70	62	14	1	45	1	64	3	0	.290	
Shields, R.	0	3	5.28	43	1	0	17	0	0	46.0	45	31	27	6	2	34	1	39	7	0	.254	
Stokes, B.	0	0	8.10	16	0	0	6	0	0	16.2	26	18	15	4	1	16	1	16	2	0	.361	
Thompson, R.	2	0	1.37	13	0	0	7	0	0	19.2	12	4	3	2	0	4	0	15	4	0	.171	
Walden, J.	0	1	2.35	16	0	0	5	0	1	15.1	13	4	4	1	0	7	0	23	1	1	.224	
Weaver, J.	13	12	3.01	34	34	0	0	0	0	224.1	187	83	75	23	0	54	0	233*	7	1	.222	
TOTALS	80	82	4.04	162	162	10	152	9	39	1449.1	1422	702	651	148	46	565	33	1130	80	6	.256	
OPP.	82	80	3.91	162	162	5	157	9	42	1453.0	1363	681	632	155	52	466	28	1070	44	9	.248	

WIN STREAK: 6; June 2-7

LOSING STREAK: 7; Apr. 30-May 6

CLUB HISTORY



CLUB HISTORY

YEAR BY YEAR STATISTICAL REVIEW



2011 ANGELS BATTING

PLAYER	AVG	G	AB	R	H	TB	2B	3B	HR	RBI	SH	SF	HP	BB	IBB	SO	SB	CS
Abreu, B.	.253	142	502	54	127	183	30	1	8	60	1	3	1	78	5	113	21	5
Amarista, A.	.154	23	52	2	8	13	3	1	0	5	1	1	0	2	0	8	0	0
Aybar, E.	.279	143	556	71	155	234	33	8	10	59	3	6	31	1	68	30	6	
Bourjos, P.	.271	147	502	72	136	220	26	11	12	43	7	1	10	32	0	124	22	9
Brayan, R.	.185	37	65	7	12	26	2	0	4	12	0	1	0	11	0	21	2	0
Callaspo, A.	.288	141	475	54	137	178	23	0	6	46	0	2	1	58	8	48	8	1
Chatwood, T.	.667	27	3	1	2	2	0	0	0	0	2	0	0	0	0	0	0	0
Conger, H.	.209	59	177	14	37	63	8	0	6	19	2	0	1	17	2	37	0	0
Haren, D.	.333	35	3	0	1	1	0	0	0	1	1	0	0	0	0	1	0	0
Hunter, T.	.262	156	580	80	152	249	24	2	23	82	0	3	4	62	2	125	5	7
Izturis, M.	.276	122	449	51	124	174	35	0	5	38	0	4	8	33	3	65	9	6
Kendrick, H.	.285	140	537	86	153	249	30	6	18	63	3	0	10	33	3	119	14	6
Mathis, J.	.174	93	247	18	43	64	12	0	3	22	14	3	2	15	2	75	1	2
Moore, J.	.125	8	8	3	1	1	0	0	0	0	0	0	0	0	0	2	0	0
Navarro, E.	.200	8	10	1	2	3	1	0	0	1	0	0	1	0	1	1	0	0
Pettit, C.	.000	1	0	0	0	0	0	0	0	0	0	0	0	0	0	0	0	0
Pineiro, J.	.000	27	5	0	0	0	0	0	0	0	1	0	0	0	0	4	0	0
Romine, A.	.125	10	16	2	2	2	0	0	0	1	0	0	0	1	0	6	1	0
Santana, E.	.500	33	2	0	1	1	0	0	0	0	0	0	0	0	0	1	0	0
Trout, M.	.220	40	123	20	27	48	6	0	5	16	0	1	2	9	0	30	4	0
Trumbo, B.	.254	149	539	65	137	257	31	1	29	87	0	4	5	25	6	120	9	4
Velazquez, G.	.500	4	6	0	3	3	0	0	0	1	0	1	0	0	0	0	0	0
Weaver, J.	.000	33	4	0	0	0	0	0	0	0	0	0	0	0	0	1	0	0
Wells, V.	.218	131	505	60	110	208	15	4	25	66	0	3	1	20	0	86	9	4
Willits, R.	.045	22	22	0	1	2	1	0	0	1	2	0	0	4	0	7	0	0
Wilson, B.	.189	57	111	5	21	32	8	0	1	8	4	2	0	10	1	16	0	2
Wood, B.	.143	6	14	1	2	3	1	0	0	1	0	0	0	0	0	8	0	0
PITCHERS	.235	9	17	1	4	4	0	0	0	1	4	0	0	0	0	7	0	0
TOTALS	.253	162	5513	667	1394	2216	289	34	155	629	50	32	51	442	33	1086	135	52
OPP.	.251	162	5525	633	1388	2141	287	20	142	604	46	41	36	476	34	1058	126	40

2011 ANGELS DESIGNATED HITTERS

PLAYER	AVG	G	AB	R	H	TB	2B	3B	HR	RBI	SH	SF	HP	BB	IBB	SO	SB	CS
Abreu, B.	.247	108	397	40	98	137	19	1	6	47	1	3	0	61	3	83	16	5
Bulger, J.	.156	13	32	3	5	8	0	0	1	3	0	0	0	7	0	11	2	0
Conger, H.	.000	1	2	0	0	0	0	0	0	0	0	0	0	0	0	1	0	0
Hunter, T.	.246	19	65	17	16	36	3	1	5	13	0	1	1	15	0	18	0	1
Izturis, M.	.244	12	45	4	11	13	2	0	0	2	0	0	0	2	0	9	1	1
Mathis, J.	.000	2	2	0	0	0	0	0	0	0	0	0	0	0	0	0	0	0
Trout, M.	.000	1	1	0	0	0	0	0	0	0	0	0	0	0	0	1	0	0
Wells, V.	.231	7	26	4	6	15	1	1	2	5	0	0	0	5	0	3	0	0
Wilson, B.	.000	2	3	0	0	0	0	0	0	0	0	0	0	1	0	0	0	0
TOTALS	.237	153	573	68	136	209	25	3	14	70	1	4	1	87	3	126	19	7

2011 ANGELS PITCHING

PITCHER	W	L	ERA	G	GS	CG	GF	SHO	SV	IP	H	R	ER	HR	HB	BB	IBB	SO	WP	BK	AVG	OPP
Bell, T.	1	1	3.41	19	0	0	14	0	0	34.1	39	14	13	2	1	10	1	17	2	0	.291	
Bulger, J.	0	1	0.96	5	0	0	4	0	0	9.1	6	4	1	2	0	10	1	7	0	0	.182	
Casseevah, B.	1	1	2.72	30	0	0	6	0	0	39.2	28	12	12	1	1	19	2	24	3	0	.207	
Chatwood, T.	6	11	4.75	27	25	0	0	0	0	142.0	166	81	75	14	6	71	4	74	3	1	.303	
Downs, S.	6	3	1.34	60	0	0	10	0	1	53.2	39	11	8	3	0	15	3	35	2	0	.199	
Haren, D.	16	10	3.17	35	34	4	1	3	0	238.1	211	91	84	20	5	33	1	192	6	0	.235	
Jepps, K.	1	2	7.62	16	0	0	5	0	0	13.0	21	11	11	2	1	9	4	6	5	0	.375	
Kazmir, S.	0	0	27.00	1	1	0	0	0	0	1.2	5	5	5	1	2	2	0	0	0	1	.500	
Kohn, M.	0	1	7.30	14	0	0	7	0	1	12.1	14	10	10	6	1	9	0	9	1	0	.280	
Palmer, M.	1	1	5.74	3	3	0	0	0	0	15.2	19	11	10	0	1	4	0	7	0	0	.306	
Pineiro, J.	7	7	5.13	27	24	0	2	0	0	145.2	182	90	83	16	2	38	3	62	2	0	.311	
Ramirez, H.	1	0	6.00	12	0	0	3	0	0	9.0	16	7	6	1	0	2	0	4	1	0	.432	
Richards, G.	0	2	5.79	7	3	0	2	0	0	14.0	16	11	9	4	0	7	0	9	2	0	.291	
Rodney, F.	3	5	4.50	39	0	0	15	0	3	32.0	26	18	16	1	3	28	0	26	2	0	.224	
Rodriguez, F.	0	0	4.61	10	0	0	4	0	0	13.2	13	7	7	2	0	5	0	7	0	0	.241	
Santana, E.	11	12	3.38	33	33	4	0	1	0	228.2	207	95	86	26	8	72	4	178	10	1	.241	
Takahashi, H.	4	3	3.44	61	0	0	18	0	2	68.0	58	30	26	7	0	25	8	52	1	0	.232	
Thompson, R.	1	3	3.00	44	0	0	16	0	0	54.0	46	18	18	5	0	20	0	56	1	1	.224	
Walden, J.	5	5	2.98	62	0	0	42	0	32	60.1	49	22	20	3	1	26	3	67	6	0	.223	
Weaver, J.	18	8	2.41	33	33	4	0	2	0	235.2	182	65	63	20	3	56	0	198	8	0	.212	
Williams, J.	4	0	3.68	10	6	0	1	0	0	44.0	45	20	18	6	1	15	0	28	0	0	.269	
TOTALS	86	76	3.57	162	162	12	150	11	39	1465.0	1388	633	581	142	36	476	34	1058	55	4	.251	
OPP.	76	86	3.73	162	162	7	155	11	31	1456.2	1394	667	603	155	51	442	33	1086	48	5	.253	

WIN STREAK: 6; Aug. 18-24

LOSING STREAK: 6; June 4-10





CLUB HISTORY

YEAR BY YEAR STATISTICAL REVIEW

2012 ANGELS BATTING

PLAYER	AVG	G	AB	R	H	TB	2B	3B	HR	RBI	SH	SF	HP	BB	IBB	SO	SB	CS
Abreu, B.	.208	8	24	1	5	8	3	0	0	5	0	1	0	2	0	5	0	0
Amarista, A.	.000	1	0	1	0	0	0	0	0	0	0	0	0	0	0	0	0	0
Aybar, E.	.290	141	517	67	150	215	31	5	8	45	7	2	5	22	1	61	20	4
Bourjos, P.	.220	101	168	27	37	53	7	0	3	19	6	3	3	15	0	44	3	1
Calhoun, K.	.174	21	23	2	4	5	1	0	0	1	0	0	0	2	1	6	1	0
Callaspo, A.	.252	138	457	55	115	165	20	0	10	53	3	4	0	56	1	59	4	3
Conger, H.	.167	7	18	0	3	3	0	0	0	1	1	1	1	1	0	0	0	0
Haren, D.	.000	31	4	0	0	0	0	0	0	0	3	0	0	0	0	2	0	0
Hester, J.	.212	39	85	14	18	28	1	0	3	4	1	0	1	8	0	25	0	0
Hunter, T.	.313	140	534	81	167	241	24	1	16	92	1	3	8	38	1	133	9	1
Iannetta, C.	.240	79	221	27	53	88	6	1	9	26	0	1	2	29	0	60	1	3
Izturis, M.	.256	100	289	35	74	91	11	0	2	20	3	0	2	25	0	38	17	2
Kendrick, H.	.287	147	550	57	158	220	32	3	8	67	6	5	4	29	1	115	14	6
Langerhans, R.	.000	2	1	0	0	0	0	0	0	0	1	0	0	0	0	1	0	0
Morales, K.	.273	134	484	61	132	226	26	1	22	73	0	3	4	31	1	116	0	1
Pujols, A.	.285	154	607	85	173	313	50	0	30	105	0	6	5	52	16	76	8	1
Richards, G.	.000	30	2	0	0	0	0	0	0	0	0	0	0	0	0	1	0	0
Romine, A.	.412	12	17	2	7	7	0	0	0	1	1	0	0	3	0	3	1	0
Santana, E.	.000	30	4	0	0	0	0	0	0	0	1	0	0	0	0	4	0	0
Segura, J.	.000	1	3	0	0	0	0	0	0	0	0	0	0	0	0	2	0	0
Trout, M.	.326	139	559	129	182	315	27	8	30	83	0	7	6	67	4	139	49	5
Trumbo, M.	.268	144	544	66	146	267	19	3	32	95	0	2	4	36	3	153	4	5
Weaver, J.	.500	30	2	1	1	1	0	0	0	0	0	0	0	1	0	1	0	0
Wells, V.	.230	77	243	36	56	98	9	0	11	29	0	2	1	16	0	35	3	1
Williams, J.	.250	32	4	1	1	2	1	0	0	0	0	0	0	0	0	0	0	0
Wilson, B.	.211	75	171	19	36	50	5	0	3	13	13	1	1	15	0	33	0	0
Wilson, C.	.000	34	5	0	0	0	0	0	0	0	0	0	0	1	0	1	0	0
PITCHERS	.100	10	20	2	2	3	1	0	0	0	4	0	0	2	0	8	0	0
TOTALS	.274	162	5536	767	1518	2396	273	22	187	732	47	41	47	449	29	1113	134	33
OPP.	.246	162	5434	699	1339	2191	250	22	186	661	31	45	40	483	20	1157	127	41

2012 ANGELS DESIGNATED HITTERS

PLAYER	AVG	G	AB	R	H	TB	2B	3B	HR	RBI	SH	SF	HP	BB	IBB	SO	SB	CS
Bourjos, P.	.000	1	1	0	0	0	0	0	0	0	0	0	0	0	0	0	0	0
Calhoun, K.	.000	1	1	0	0	0	0	0	0	0	0	0	0	0	0	0	0	0
Hunter, T.	.381	6	21	4	8	11	0	0	1	3	0	0	0	1	0	3	1	0
Morales, K.	.271	92	365	54	99	167	17	0	17	53	0	2	3	20	0	91	0	0
Pujols, A.	.246	34	134	16	33	58	13	0	4	19	0	0	0	10	2	21	0	0
Trumbo, M.	.310	22	84	10	26	48	3	2	5	16	0	0	3	6	0	24	2	0
Wilson, B.	.000	1	1	0	0	0	0	0	0	0	0	0	0	0	0	0	0	0
TOTALS	.273	153	607	84	166	284	33	2	27	91	0	2	6	37	2	139	3	0

2012 ANGELS PITCHING

PITCHER	W	L	ERA	G	GS	CG	GF	SHO	SV	IP	H	R	ER	HR	HB	BB	IBB	SO	WP	BK	OPP	AVG
Carpenter, D.	1	2	4.76	28	0	0	12	0	0	39.2	42	21	21	6	0	17	0	28	2	0	0	.276
Casseevah, B.	1	0	7.20	4	0	0	0	0	0	5.0	5	4	4	2	1	6	1	2	0	0	0	.263
Downs, S.	1	1	3.15	57	0	0	11	0	9	45.2	43	17	16	3	0	17	2	32	1	0	0	.246
Enright, B.	0	0	14.73	3	0	0	2	0	0	3.2	7	6	6	1	0	1	0	0	0	0	0	.368
Frieri, E.	4	2	2.32	56	0	0	46	0	23	54.1	26	15	14	7	5	26	0	80	1	0	0	.140
Geltz, S.	0	0	4.50	2	0	0	2	0	0	2.0	2	1	1	0	0	3	0	1	0	0	0	.286
Greinke, Z.	6	2	3.53	13	13	0	0	0	0	89.1	80	35	35	11	2	26	0	78	4	0	0	.242
Haren, D.	12	13	4.33	30	30	1	0	1	0	176.2	190	95	85	28	3	38	3	142	5	1	0	.275
Hawkins, L.	2	3	3.64	48	0	0	7	0	1	42.0	45	20	17	5	0	13	1	23	0	0	0	.280
Isringhausen, J.	3	2	4.14	50	0	0	17	0	0	45.2	44	22	21	7	0	19	3	31	3	0	0	.251
Jeppen, K.	3	2	3.02	49	0	0	11	0	2	44.2	39	17	15	3	2	12	1	38	1	0	0	.244
Maronde, N.	0	0	1.50	12	0	0	1	0	0	6.0	6	1	1	0	0	3	0	7	0	0	0	.261
Mills, B.	1	0	0.00	1	1	0	0	0	0	5.0	3	0	0	0	0	0	0	6	0	0	0	.167
Pauley, D.	1	0	4.35	5	0	0	3	0	0	10.1	16	6	5	1	0	3	1	4	0	0	0	.356
Richards, G.	4	3	4.69	30	9	0	4	0	1	71.0	77	46	37	7	3	34	1	47	2	0	0	.280
Santana, E.	9	13	5.16	30	30	1	0	1	0	178.0	165	109	102	39	9	61	2	133	4	0	0	.239
Takahashi, H.	0	3	4.93	42	0	0	9	0	0	42.0	39	24	23	6	0	10	1	41	0	0	0	.242
Taylor, A.	0	0	11.57	3	0	0	2	0	0	2.1	3	3	3	0	0	4	0	1	0	0	0	.300
Thompson, R.	0	1	15.43	2	0	0	2	0	0	2.1	5	4	4	1	0	1	0	3	0	0	0	.417
Walden, J.	3	2	3.46	45	0	0	20	0	1	39.0	35	15	15	3	0	18	1	48	7	0	0	.229
Weaver, J.	20	5	2.81	30	30	3	0	2	0	188.2	147	63	59	20	4	45	0	142	2	0	0	.214
Williams, J.	6	8	4.58	32	15	1	7	1	1	137.2	139	73	70	17	5	35	1	98	1	0	0	.263
Wilson, C.	13	10	3.83	34	34	0	0	0	0	202.1	181	102	86	19	6	91	2	173	4	1	0	.239
TOTALS	89	73	4.02	162	162	6	156	16	38	1433.1	1339	699	640	186	40	483	20	1157	38	2	0	.246
OPP.	73	89	4.50	162	162	5	157	13	35	1425.0	1518	767	713	187	47	449	29	1113	62	5	0	.274

WIN STREAK: 8; May 22-29

LOSING STREAK: 5; Apr. 22-27



CLUB HISTORY

YEAR BY YEAR STATISTICAL REVIEW



2013 ANGELS BATTING

PLAYER	AVG	G	AB	R	H	TB	2B	3B	HR	RBI	SH	SF	HP	BB	IBB	SO	SB	CS
Aybar, E.	.271	138	550	68	149	210	33	5	6	54	8	5	3	23	1	59	12	7
Bourjos, P.	.274	55	175	26	48	66	3	3	12	4	1	6	10	0	43	6	0	
Calhoun, K.	.282	58	195	29	55	90	7	2	8	32	0	5	1	21	0	41	2	2
Callaspo, A.	.252	86	294	32	74	102	13	0	5	36	3	5	0	34	2	22	0	2
Conger, H.	.249	92	233	23	58	94	13	1	7	21	0	1	4	17	2	61	0	1
Cousins, S.	.000	7	4	1	0	0	0	0	0	0	0	0	0	1	0	3	0	0
Cowgill, C.	.231	50	91	11	21	34	3	2	2	8	3	0	0	5	0	27	1	0
Field, T.	.154	15	26	4	4	0	0	0	0	0	0	0	0	1	0	7	0	0
Green, G.	.280	40	125	16	35	48	8	1	1	16	0	1	1	10	0	38	0	0
Hamilton, J.	.250	151	576	73	144	249	32	5	21	79	0	9	4	47	4	158	4	0
Harris, B.	.206	44	107	14	22	38	4	0	4	9	2	1	1	6	0	29	0	1
Hawpe, B.	.185	17	27	2	5	5	0	0	0	2	0	0	0	5	0	14	0	0
Hester, J.	.000	1	0	1	0	0	0	0	0	0	0	0	0	1	0	0	0	0
Iannetta, C.	.225	115	325	40	73	121	15	0	11	39	0	4	2	68	2	100	0	1
Jimenez, L.	.260	34	104	15	27	33	6	0	0	5	0	1	3	2	0	28	0	2
Kendrick, H.	.297	122	478	55	142	210	21	4	13	54	3	3	6	23	5	89	6	3
Navarro Jr. E.	.250	4	4	0	1	1	0	0	0	1	0	0	0	2	0	1	1	0
Nelson, C.	.220	33	109	10	24	38	1	2	3	18	0	1	1	8	0	36	2	1
Pujols, A.	.258	99	391	49	101	171	19	0	17	64	0	7	5	40	8	55	1	1
Romine, A.	.259	47	108	9	28	31	3	0	0	10	6	1	1	7	0	24	1	0
Shuck, J.	.293	129	437	60	128	160	20	3	2	39	6	7	1	27	0	54	8	4
Trout, M.	.323	157	589	109★	190	328	39	9	27	97	0	8	9	110★	10	136	33	7
Trumbo, M.	.234	159	620	85	145	281	30	2	34	100	0	4	0	54	6	184	5	2
PITCHERS	.100	13	20	1	2	2	0	0	0	2	0	0	0	1	0	12	0	0
TOTALS	.264	162	5588	733	1476	2316	270	39	164	696	37	64	48	523	40	1221	82	34
OPP.	.261	162	5646	737	1475	2304	286	21	167	689	37	35	45	533	36	1200	131	35

2013 ANGELS DESIGNATED HITTERS

PLAYER	AVG	G	AB	R	H	TB	2B	3B	HR	RBI	SH	SF	HP	BB	IBB	SO	SB	CS
Callaspo, A.	.000	1	3	0	0	0	0	0	0	0	0	0	0	0	0	0	0	0
Conger, H.	.333	3	9	1	3	3	0	0	0	1	0	0	0	1	0	1	0	0
Hamilton, J.	.315	37	146	22	46	78	7	3	7	23	0	1	0	17	2	46	1	0
Jimenez, L.	.000	1	3	0	0	0	0	0	0	0	0	0	0	0	0	0	0	0
Kendrick, H.	.176	4	17	2	3	5	2	0	0	0	0	0	0	0	0	3	0	0
Nelson, C.	.500	1	4	0	2	0	0	0	0	1	0	0	0	0	0	2	0	0
Pujols, A.	.271	65	266	30	72	111	15	0	8	35	0	1	3	27	7	39	1	0
Shuck, J.	.286	16	56	6	16	21	2	0	1	5	0	2	0	5	0	12	1	0
Trout, M.	.103	9	29	3	3	4	1	0	0	2	0	0	0	11	1	13	1	0
Trumbo, M.	.203	17	69	8	14	25	2	0	3	23	0	0	0	7	1	22	0	0
TOTALS	.264	152	602	73	159	249	29	2	19	81	0	4	3	69	11	138	4	0

2013 ANGELS PITCHING

PITCHER	W	L	ERA	G	GS	CG	GF	SHO	SV	IP	H	R	ER	HR	HB	BB	IBB	SO	WP	BK	AVG	OPP
Blanton, J.	2	14	.604	28	20	0	7	0	0	132.2	180	96	89	29	4	34	4	108	9	0	.317	
Boshers, B.	0	0	4.70	25	0	0	1	0	0	15.1	13	8	8	0	1	8	1	13	0	0	.241	
Brasier, R.	0	0	2.00	7	0	0	7	0	0	9.0	7	2	2	1	0	4	0	7	0	0	.233	
Buckner, B.	1	0	4.67	7	2	0	4	0	0	17.1	17	9	9	5	1	7	0	7	2	0	.270	
Burnett, S.	0	0	0.93	13	0	0	1	0	0	9.2	9	1	1	1	0	4	0	7	1	0	.265	
Carpenter, D.	0	0	108.00	1	0	0	0	0	0	0.1	2	4	4	1	0	2	0	1	1	0	.667	
Coello, R.	2	2	3.71	16	0	0	8	0	1	17.0	14	7	7	1	0	8	0	23	0	0	.219	
De La Rosa, D.	6	1	2.86	75	0	0	20	0	2	72.1	56	25	23	3	1	28	2	65	6	0	.219	
Downs, S.	2	3	1.84	43	0	0	3	0	0	29.1	26	7	6	1	2	11	2	22	1	0	.243	
Enright, B.	0	2	12.96	4	2	0	1	0	0	8.1	12	12	12	2	0	7	0	6	1	0	.333	
Frieri, E.	2	4	3.80	67	0	0	51	0	37	68.2	55	29	29	11	3	30	1	98	1	0	.216	
Gutierrez, J.	1	4	5.19	28	0	0	4	0	0	26.0	16	15	3	0	12	1	2	28	2	0	.255	
Hanson, T.	4	3	5.42	15	13	0	1	0	0	73.0	83	47	44	10	3	30	3	56	6	0	.286	
Jeppen, K.	1	3	4.50	45	0	0	7	0	0	36.0	41	21	18	3	1	14	4	36	2	0	.283	
Kohn, M.	1	4	3.74	63	0	0	13	0	0	53.0	42	22	22	7	3	28	3	52	4	0	.212	
Lowe, M.	1	0	9.26	11	0	0	2	0	0	11.2	11	12	12	1	0	11	1	7	2	0	.256	
Maronde, N.	0	0	6.75	10	0	0	2	0	0	5.1	4	6	4	1	0	8	1	5	1	0	.200	
Rasmus, C.	1	1	4.20	16	0	0	4	0	0	15.0	16	9	7	2	0	10	2	14	0	1	.262	
Richards, G.	7	8	4.16	47	17	1	6	0	1	145.0	151	73	67	12	1	44	4	101	11	0	.269	
Roth, M.	1	1	7.20	15	1	0	5	0	0	20.0	24	16	16	0	1	6	0	17	2	0	.300	
Shoemaker, M.	0	0	0.00	1	1	0	0	0	0	5.0	2	0	0	0	0	2	0	5	1	0	.118	
Stange, D.	0	1	16.20	3	0	0	3	0	0	1.2	2	3	3	1	0	2	0	1	0	0	.286	
Vargas, J.	9	8	4.02	24	24	3	0	2	0	150.0	162	68	67	17	5	46	2	109	0	1	.276	
Weaver, J.	11	8	3.27	24	24	0	0	0	0	154.1	139	58	56	17	7	37	0	117	2	0	.237	
Williams, J.	9	10	4.57	37	25	0	8	0	0	169.1	181	93	86	23	4	55	2	107	5	0	.272	
Wilson, C.	17	7	3.39	33	33	0	0	0	0	212.1	200	93	80	15	8	85	3	188	14	2	.246	
TOTALS	78	84	4.23	162	162	4	158	12	41	1457.2	1475	737	685	167	45	533	36	1200	74	4	.261	
OPP.	84	78	4.05	162	162	4	158	8	43	1461.0	1476	733	658	164	48	523	40	1221	51	4	.264	

WIN STREAK: 8; May 18-26

LOSING STREAK: 6; July 26-31





CLUB HISTORY

YEAR BY YEAR STATISTICAL REVIEW

2014 ANGELS BATTING

PLAYER	AVG	G	AB	R	H	TB	2B	3B	HR	RBI	SH	SF	HP	BB	SO	SB	CS	OPS
Aybar, E.	.278	156	589	77	164	223	30	4	7	68	3	8	5	36	62	16	9	.700
Beckham, G.	.268	26	56	10	15	24	3	0	2	8	0	0	2	3	11	0	0	.756
Boesch, B.	.187	27	75	6	14	22	2	0	2	7	0	2	0	2	19	3	0	.496
Buck, J.	.200	5	5	0	1	1	0	0	0	0	0	0	0	0	2	0	0	.570
Calhoun, K.	.272	127	493	90	134	222	31	3	17	58	2	2	2	38	104	5	3	.776
Campana, T.	.333	18	15	6	5	5	0	0	0	2	0	0	0	0	6	0	1	.667
Conger, H.	.221	80	231	24	51	75	12	0	4	25	2	0	2	22	57	0	2	.618
Cowgill, C.	.250	106	260	37	65	92	10	1	5	21	2	0	5	26	74	4	0	.684
Cron, C.	.256	79	242	28	62	109	12	1	11	37	0	0	1	10	61	0	0	.739
Freese, D.	.260	134	462	53	120	177	25	1	10	55	0	5	6	38	124	1	3	.704
Green, G.	.273	43	99	7	27	35	5	0	1	11	0	2	0	2	20	1	4	.635
Hamilton, J.	.263	89	338	43	89	140	21	0	10	44	0	6	5	32	108	3	3	.745
Iannetta, C.	.252	108	306	41	77	120	22	0	7	43	0	5	8	54	91	3	0	.765
Ibanez, R.	.157	57	166	16	26	44	5	2	3	21	0	1	0	23	43	3	2	.523
Jimenez, L.	.162	18	37	3	6	8	2	0	0	2	2	0	0	0	13	0	0	.421
Kendrick, H.	.293	157	617	85	181	245	33	5	7	75	3	2	4	48	110	14	5	.744
McDonald, J.	.171	95	76	4	13	15	2	0	0	5	5	1	2	7	18	1	1	.453
Navarro, E.	.245	64	159	17	39	54	10	1	1	14	2	0	0	13	27	1	3	.642
O'Malley, S.	.188	11	16	3	3	3	0	0	0	1	0	0	0	0	8	2	0	.375
Pujols, A.	.272	159	633	89	172	295	37	1	28	105	0	9	5	48	71	5	1	.790
Shuck, J.	.167	22	84	10	14	21	1	0	2	9	1	0	0	3	11	2	0	.445
Stewart, I.	.176	24	68	8	12	26	2	3	2	7	0	0	1	3	31	1	0	.605
Trout, M.	.287	157	602	115★	173	338★	39	9	36	111★	0	10	10	83	184★	16	2	.939
PITCHERS	.043	13	23	0	1	1	0	0	0	0	0	2	0	0	11	0	0	.086
TOTALS	.259	162	5652	773	1464	2295	304	31	155	729	26	54	60	492	1266	81	39	.728
OPP.	.236	162	5533	630	1307	1941	228	14	126	592	29	49	63	504	1342	106	39	.656

2014 ANGELS DESIGNATED HITTERS

PLAYER	AVG	G	AB	R	H	TB	2B	3B	HR	RBI	SH	SF	HP	BB	SO	SB	CS	OPS
Boesch, B.	.167	14	48	5	8	15	1	0	2	7	0	2	0	1	15	1	0	.489
Cowgill, C.	.333	3	3	1	1	2	1	0	0	1	0	0	0	1	1	0	0	1.167
Cron, C.	.248	38	125	14	31	55	6	0	6	21	0	0	0	1	6	39	0	.728
Freese, D.	.200	10	35	4	7	10	0	0	1	2	0	0	0	1	13	0	0	.508
Green, G.	.000	2	3	0	0	0	0	0	0	0	0	0	0	0	0	0	0	.000
Hamilton, J.	.321	14	53	6	17	29	3	0	3	8	0	0	0	1	8	9	0	.967
Ibanez, R.	.140	27	93	8	12	23	2	1	2	9	0	1	0	14	28	2	2	.497
Jimenez, L.	.000	2	3	0	0	0	0	0	0	0	0	0	0	0	1	0	0	.000
Kendrick, H.	.308	3	13	3	4	10	0	0	2	5	0	0	0	1	4	0	0	1.126
McDonald, J.	1.000	2	1	0	1	1	0	0	0	1	0	0	0	0	0	0	0	2.000
Navarro, E.	.077	4	13	1	1	1	0	0	0	0	0	0	0	1	3	0	0	.220
O'Malley, S.	1.000	1	2	0	2	2	0	0	0	1	0	0	0	0	0	0	0	2.000
Pujols, A.	.325	43	163	23	53	93	10	0	10	33	0	3	3	11	22	2	1	.943
Trout, M.	.316	8	38	5	12	21	4	1	1	10	0	1	0	2	13	1	0	.894
TOTALS	.253	152	592	72	150	262	27	2	27	97	1	7	6	47	147	6	8	.754

2014 ANGELS PITCHING

PITCHER	W	L	ERA	G	GS	CG	GF	SHO	SV	IP	H	R	ER	HR	HB	BB	IBB	SO	WP	BK	OPP AVG
Alvarez, J.	0	0	0.00	2	0	0	1	0	0	0.2	1	0	0	0	0	0	0	1	0	0	.333
Bedrosian, C.	0	1	6.52	17	0	0	0	0	0	19.1	23	17	14	2	0	12	1	20	1	1	.288
Burnett, S.	0	0	13.50	3	0	0	0	0	0	0.2	1	1	1	0	0	0	0	0	0	0	.333
Carpenter, D.	0	0	0.00	1	0	0	0	0	0	3.0	1	0	0	0	0	0	0	0	0	0	.100
De La Rosa, D.	0	0	11.57	3	0	0	2	0	0	2.1	3	3	3	0	0	3	1	0	1	0	.375
Diaz, J.	0	0	3.18	5	0	0	2	0	0	5.2	4	2	2	0	0	3	0	8	0	0	.200
Frieri, E.	0	3	6.39	34	0	0	22	0	11	31	33	22	22	8	1	9	1	38	0	0	.268
Grilli, J.	1	3	3.48	40	0	0	6	0	1	33.2	29	15	13	0	3	10	1	36	1	0	.238
Grube, J.	0	0	13.50	1	0	0	1	0	0	0.2	1	1	1	0	0	0	0	0	0	0	.333
Herrera, Y.	1	1	2.70	20	0	0	8	0	0	16.2	22	5	5	0	0	9	3	13	0	0	.204
Hill, R.	0	0	0	2	0	0	0	0	0	0.0	1	1	1	0	0	0	0	1	0	0	1.000
Jepsen, K.	0	2	2.63	74	0	0	10	0	2	65.0	45	19	19	4	2	23	2	75	5	0	.192
Kohn, M.	2	1	3.04	25	0	0	4	0	0	23.2	11	9	8	1	2	20	1	26	3	0	.141
LeBlanc, W.	1	1	3.45	10	3	0	2	0	0	28.2	25	11	11	2	1	6	1	21	1	0	.245
Maronde, N.	0	0	12.79	11	0	0	3	0	0	6.1	12	9	9	0	1	7	0	7	1	0	.429
Morin, M.	4	4	2.90	60	0	0	10	0	0	59.0	51	22	19	3	3	19	6	54	3	0	.234
Pestano, V.	0	0	0.93	12	0	0	3	0	0	9.2	5	1	1	1	0	4	0	13	1	0	.152
Rasmus, C.	3	2	2.57	30	6	0	7	0	0	56.0	42	17	16	5	0	17	1	57	0	0	.204
Richards, G.	13	4	2.61	26	26	1	0	1	0	168.2	124	51	49	5	7	51	1	164	22★	1	.201
Roth, M.	1	0	8.76	7	0	0	2	0	0	12.1	16	12	12	2	3	9	2	9	0	0	.340
Rucinski, D.	0	0	4.91	3	0	0	2	0	0	7.1	9	4	4	0	1	2	0	8	0	0	.290
Salas, F.	5	0	3.38	58	0	0	11	0	0	58.2	50	22	22	5	1	14	4	61	1	1	.228
Santiago, H.	6	9	3.75	30	24	0	2	0	0	127.1	120	63	53	15	3	53	3	108	5	1	.248
Shoemaker, M.	16	4	3.04	27	20	0	5	0	0	136.0	122	49	46	14	4	24	0	124	5	0	.241
Skaggs, T.	5	5	4.30	18	18	0	0	0	0	113.0	107	59	54	9	4	30	1	86	7	0	.253
Smith, J.	7	2	1.81	76	0	0	26	0	15	74.2	45	16	15	4	6	15	3	68	4	0	.172
Street, H.	1	2	1.71	28	0	0	23	0	17	26.1	24	5	5	1	0	7	3	23	0	0	.240
Thatcher, J.	1	1	8.53	16	0	0	2	0	0	6.1	13	6	6	0	2	1	0	2	0	0	.433
Wall, J.	0	0	54.00	2	0	0	1	0	0	1.0	5	6	6	0	0	3	0	0	0	0	.714
Weaver, J.	18	9	3.59	34	34	1	0	0	0	213.1	193	87	85	27	6	65	1	169	3	0	.239
Wilson, C.	13	10	4.51	31	31	1	0	1	0	175.2	169	95	88	17	11	85	5	151	9	0	.258
TOTALS	98	64	3.58	162	162	3	159	13	46	1482.2	1307	630	590	126	63	504	41	1342	74	4	.236
OPP.	64	98	4.20	162	162	1	161	3	31	1466.1	1464	773	685	155	60	492	42	1266	66	4	.259

WIN STREAK: 10; Sept. 4-13

LOSING STREAK: 4; May 30-June 3 & Aug. 5-8

CLUB HISTORY

CLUB HISTORY

YEAR BY YEAR STATISTICAL REVIEW



2015 ANGELS BATTING

PLAYER	AVG	G	AB	R	H	TB	2B	3B	HR	RBI	SH	SF	HP	BB	SO	SB	CS	OPS
Aybar, E.	.270	156	597	74	161	202	30	1	3	44	7	5	4	25	73	15	6	.639
Bandy, J.	.500	2	2	1	1	4	0	0	1	1	0	0	0	0	0	0	0	2.500
Butera, D.	.190	10	21	3	4	4	0	0	0	0	0	0	0	0	2	0	1	.380
Calhoun, K.	.256	159	630	78	161	266	23	2	26	83	2	4	5	45	164	4	1	.730
Cowart, K.	.174	34	46	8	8	13	2	0	1	4	1	0	0	5	19	1	1	.538
Cowgill, C.	.188	55	69	10	13	20	2	1	1	2	1	0	0	4	19	2	1	.523
Cron, C.	.262	113	378	37	99	166	17	1	16	51	0	3	5	17	82	3	1	.739
DeJesus, D.	.125	30	56	3	7	8	1	0	0	4	0	0	2	2	13	0	0	.326
Featherston, T.	.162	101	154	23	25	38	5	1	2	9	4	1	3	7	46	4	2	.459
Freese, D.	.257	121	424	53	109	178	27	0	14	56	0	3	12	31	107	1	1	.743
Giavotella, J.	.272	129	453	51	123	170	25	5	4	49	9	6	2	32	59	2	1	.693
Gillaspie, C.	.203	17	64	4	13	22	4	1	1	9	0	0	0	4	13	0	0	.594
Green, G.	.190	21	42	6	8	11	0	0	1	3	0	0	0	2	14	0	1	.489
Iannetta, C.	.188	92	272	28	51	91	10	0	10	34	0	3	1	41	83	0	1	.628
Jackson, R.	.000	22	9	0	0	0	0	0	0	0	4	0	0	1	5	0	0	.100
Joyce, M.	.174	93	247	17	43	72	12	1	5	21	1	2	4	30	67	0	3	.563
Krauss, M.	.143	11	35	2	5	10	2	0	1	5	0	0	0	3	11	0	0	.429
Kubitzka, K.	.194	19	36	6	7	7	0	0	0	1	0	0	0	3	15	0	0	.450
Marte, A.	.333	5	6	0	2	2	0	0	0	0	0	0	1	1	1	0	0	.833
Murphy, D.	.265	48	155	16	41	62	6	0	5	23	0	1	0	4	20	0	1	.681
Navarro, E.	.253	54	83	9	21	25	4	0	0	5	0	0	0	5	16	0	2	.596
Nieuwenhuis, K.	.136	10	22	4	3	5	2	0	0	1	0	0	0	2	9	0	1	.435
Perez, C.	.250	86	260	20	65	90	13	0	4	21	2	2	0	19	49	2	0	.645
Pujols, A.	.244	157	602	85	147	289	22	0	40	95	0	3	6	50	72	5	3	.787
Robertson, D.	.280	37	75	10	21	23	2	0	0	7	3	0	0	2	7	0	0	.606
Trout, M.	.299	159	575	104	172	339	32	6	41	90	0	5	10	92	158	11	7	.992
Victorino, S.	.214	38	84	9	18	24	2	2	0	3	2	2	3	7	18	2	0	.578
PITCHERS	.150	13	20	0	3	3	0	0	0	0	1	0	0	1	8	0	0	.340
TOTALS	.246	162	5417	661	1331	2144	243	21	176	621	37	40	58	435	1150	116	93	.703
OPP.	.248	162	5467	675	1355	2164	273	19	166	643	42	50	71	466	1221	93	43	.709

2015 ANGELS DESIGNATED HITTERS

PLAYER	AVG	G	AB	R	H	TB	2B	3B	HR	RBI	SH	SF	HP	BB	SO	SB	CS	OPS
Aybar, E.	.000	1	1	0	0	0	0	0	0	0	0	0	0	0	0	0	0	.000
Calhoun, K.	1.000	1	1	0	1	1	0	0	0	1	0	0	0	0	0	0	0	2.000
Cowgill, C.	1.000	1	1	1	1	1	0	0	0	0	0	0	0	0	0	0	0	2.000
Cron, C.	.262	50	172	17	45	74	9	1	6	23	0	2	4	6	36	2	0	.729
Featherston, T.	.000	1	1	2	0	0	0	0	0	0	0	0	1	1	1	0	0	.500
Freese, D.	.227	6	22	1	5	9	2	0	1	4	0	1	1	5	1	0	0	.689
Green, G.	.000	1	1	0	0	0	0	0	0	0	0	0	0	0	0	0	0	.000
Iannetta, C.	.250	1	4	1	1	1	0	0	0	0	0	0	0	0	0	0	0	.250
Joyce, M.	.143	18	56	4	8	11	3	0	0	4	1	1	0	8	19	0	0	.443
Krauss, M.	.136	7	22	1	3	4	1	0	0	2	0	0	0	3	6	0	0	.422
Marte, A.	.000	1	1	0	0	0	0	0	0	0	0	0	1	1	1	0	0	.667
Murphy, D.	.273	8	33	3	9	14	2	0	1	3	0	0	0	0	5	0	1	.697
Navarro, E.	.000	1	2	1	0	0	0	0	0	0	0	0	0	1	1	0	0	.333
Perez, C.	.000	1	1	0	0	0	0	0	0	0	0	0	0	0	0	0	0	.000
Pujols, A.	.243	62	239	32	58	109	9	0	14	39	0	2	3	21	24	3	2	.766
Trout, M.	.231	4	13	4	3	7	1	0	1	1	0	0	0	2	5	0	0	.872
TOTALS	.235	152	570	67	134	231	26	1	23	77	1	6	9	44	103	6	3	.702

2015 ANGELS PITCHING

PITCHER	W	L	ERA	G	GS	CG	GF	SHO	SV	IP	H	R	ER	HR	HB	BB	IBB	SO	WP	BK	OPP	AVG
Alvarez, J.	4	3	3.49	64	0	0	18	0	0	67.0	58	29	26	5	5	23	4	59	1	0	.228	
Bredosian, C.	1	0	5.40	34	0	0	10	0	0	33.1	40	21	20	3	2	19	2	34	2	0	.303	
Gott, T.	4	2	3.02	48	0	0	7	0	0	47.2	43	18	16	2	3	16	3	27	1	0	.242	
Heaney, A.	6	4	3.49	18	18	0	0	0	0	105.2	99	41	41	9	6	28	1	78	4	0	.248	
Ibarra, E.	0	0	2.25	2	0	0	1	0	0	4.0	4	1	1	0	0	3	0	3	1	0	.250	
Latos, M.	0	0	4.91	2	0	0	1	0	0	3.2	4	2	2	2	0	1	0	3	0	0	.267	
Mattheus, R.	0	0	0.00	1	0	0	1	0	0	1.0	0	0	0	0	0	1	0	2	0	0	.000	
Morin, M.	4	2	6.37	47	0	0	10	0	1	35.1	36	28	25	3	2	9	2	41	0	0	.265	
Pestano, V.	1	0	5.40	19	0	0	3	0	0	11.2	15	9	7	3	1	8	2	13	1	0	.306	
Ramos, C.	2	1	2.75	65	0	0	21	0	0	52.1	55	17	16	2	3	15	0	43	5	0	.279	
Rasmus, C.	0	0	5.23	16	1	0	5	0	0	20.2	15	12	12	3	1	11	2	27	0	0	.200	
Reyes, J.	1	0	0.00	1	0	0	0	0	0	0.1	0	0	0	0	0	0	0	0	0	0	.000	
Richards, G.	15	12	3.65	32	32	1	0	1	0	207.1	181	94	84	20	5	76	2	176	17	0	.236	
Rucinski, D.	0	2	7.71	4	1	0	2	0	0	7.0	10	6	6	1	1	6	0	4	2	0	.357	
Salas, F.	5	2	4.24	72	0	0	13	0	0	63.2	61	34	30	8	3	12	5	74	3	0	.249	
Santiago, H.	9	9	3.59	33	32	0	0	0	0	180.2	156	80	72	29	10	71	5	162	1	3	.227	
Shoemaker, M.	7	10	4.46	25	24	0	1	0	0	135.1	135	70	67	24	4	35	2	116	3	0	.259	
Smith, J.	5	5	3.58	70	0	0	13	0	5	65.1	64	26	26	4	2	19	4	57	1	0	.259	
Street, H.	3	3	3.18	62	0	0	51	0	40	62.1	52	22	22	7	0	20	5	57	6	0	.226	
Tropeano, N.	3	2	3.82	8	7	0	0	0	0	37.2	40	18	16	2	0	10	0	38	0	0	.270	
Weaver, J.	7	12	4.64	26	26	1	0	1	0	159.0	163	84	82	24	12	33	3	90	2	0	.264	
Wilk, A.	0	0	4.50	1	0	0	1	0	0	2.0	2	1	1	1	1	0	2	0	0	0	.250	
Wilson, C.	8	8	3.89	21	21	0	0	0	0	132.0	118	59	57	13	10	46	2	110	11	1	.240	
Wright, W.	0	0	3.18	9	0	0	2	0	0	5.2	4	3	2	1	0	3	1	5	0	0	.200	
TOTALS	85	77	3.94	162	162	2	160	12	46	1440.2	1355	675	630	166	71	466	45	1221	61	4	.248	
OPP.	77	85	3.87	162	162	5	157	11	38	1438.2	1331	661	618	176	58	435	34	1150	73	3	.246	

WIN STREAK: 7; July 12-22 & Sept. 22-29

LOSING STREAK: 6; July 28-Aug. 2





CLUB HISTORY

YEAR BY YEAR STATISTICAL REVIEW

2016 ANGELS BATTING

PLAYER	AVG	G	AB	R	H	TB	2B	3B	HR	RBI	SH	SF	HP	BB	SO	SB	CS	OPS
Bandy, J.	.234	70	209	23	49	82	9	0	8	25	3	4	4	11	38	1	0	.673
Buss, N.	.198	36	81	7	16	28	7	1	1	8	1	2	0	6	24	2	1	.620
Calhoun, K.	.271	157	594	91	161	260	35	5	18	75	0	5	6	67	118	2	3	.786
Choi, J.	.170	54	112	9	19	38	4	0	5	12	0	1	0	16	27	2	4	.610
Cowart, K.	.176	31	85	8	15	22	4	0	1	8	0	1	1	0	23	0	0	.443
Cron, C.	.278	116	407	51	113	190	25	2	16	69	0	5	7	24	75	2	3	.792
Escobar, Y.	.304	132	517	68	157	202	28	1	5	39	3	4	3	40	67	0	3	.746
Graterol, J.	.286	9	14	2	4	6	2	0	0	3	1	0	0	0	3	0	0	.715
Marte, J.	.252	88	258	38	65	124	14	0	15	44	0	3	5	18	59	2	2	.791
Ortega, R.	.232	66	185	24	43	54	8	0	1	16	3	0	0	13	23	8	3	.575
Pennington, C.	.209	74	172	18	36	53	4	2	3	10	3	0	0	13	55	1	0	.573
Perez, C.	.209	87	268	25	56	87	16	0	5	31	8	2	1	12	49	1	0	.569
Petit, G.	.245	89	204	21	50	71	13	1	2	17	2	1	1	15	51	1	1	.647
Pujols, A.	.268	152	593	71	159	271	19	0	31	119	0	6	2	49	75	4	0	.780
Robinson, S.	.173	65	98	16	17	23	3	0	1	10	2	0	1	10	17	3	2	.492
Simmons, A.	.281	124	448	48	126	164	22	2	4	44	1	4	2	28	38	10	1	.690
Soto, G.	.269	26	78	11	21	38	5	0	4	9	2	0	0	6	21	0	0	.808
Trout, M.	.315	159	549	123★	173	302	32	5	29	100	0	5	11	116★	137	30	7	.991
PITCHERS	.100	12	20	1	2	2	0	0	0	0	0	0	0	1	7	0	0	.340
TOTALS	.260	162	5431	717	1410	2197	279	20	156	686	36	49	51	471	991	73	34	.727
OPP.	.269	162	5495	727	1480	2419	275	20	208	688	22	48	56	498	1136	93	47	.774

2016 ANGELS DESIGNATED HITTERS

PLAYER	AVG	G	AB	R	H	TB	2B	3B	HR	RBI	SH	SF	HP	BB	SO	SB	CS	OPS
Bandy, J.	.000	1	1	0	0	0	0	0	0	0	0	0	0	0	0	0	0	.000
Calhoun, K.	.000	2	8	0	0	0	0	0	0	0	0	0	0	0	0	0	0	.000
Choi, J.	.000	2	5	1	0	0	0	0	0	0	0	0	0	1	3	0	0	.167
Cron, C.	.316	11	38	3	12	24	1	1	3	12	0	1	0	2	4	0	1	.973
Marte, J.	.167	4	12	1	2	3	1	0	0	1	0	0	0	1	3	0	0	.481
Nava, D.	.200	1	5	1	1	1	0	0	0	0	0	0	1	0	0	0	0	.533
Pennington, C.	.000	1	1	0	0	0	0	0	0	0	0	0	0	0	0	0	0	.000
Pujols, A.	.269	123	490	58	132	224	17	0	25	99	0	5	1	36	64	3	0	.775
Trout, M.	.176	11	34	4	6	10	1	0	1	3	0	0	2	10	12	5	1	.685
TOTALS	.258	152	594	72	153	261	20	1	29	115	0	6	4	50	86	9	2	.758

2016 ANGELS PITCHING

PITCHER	W	L	ERA	G	GS	CG	GF	SHO	SV	IP	H	R	ER	HR	HB	BB	IBB	SO	WP	BK	OPP	AVG
Achter, A.	1	0	3.11	27	0	0	17	0	0	37.2	43	13	13	7	1	12	1	14	0	0	0	.295
Albuquerque, A.	0	0	4.50	2	0	0	1	0	0	2.0	2	3	1	1	0	2	0	1	0	0	0	.200
Alvarez, J.	1	3	3.45	64	0	0	12	0	0	57.1	71	29	22	4	1	15	4	51	2	0	0	.298
Bailey, A.	0	0	2.38	12	0	0	10	0	6	11.1	9	3	3	1	1	2	0	8	1	0	0	.214
Bedrosian, C.	2	0	1.12	45	0	0	9	0	1	40.1	30	7	5	1	2	14	1	51	3	0	0	.207
Chacin, J.	5	6	4.68	29	17	1	5	0	0	117.1	124	64	61	10	5	47	4	92	8	1	2	.272
Ege, C.	1	0	1.04	13	0	0	3	0	0	8.2	8	1	1	1	1	0	3	0	9	0	0	.250
Guerra, D.	3	0	3.21	44	0	0	11	0	0	53.1	52	23	19	6	2	7	0	36	2	1	2	.249
Guerra, J.	0	0	5.68	7	0	0	1	0	0	6.1	5	4	4	1	1	7	1	0	1	0	0	.227
Heaney, A.	0	1	6.00	1	1	0	0	0	0	6.0	7	4	4	2	0	0	0	7	0	0	0	.280
Huff, D.	0	2	11.81	2	2	0	0	0	0	5.1	13	10	7	4	0	2	0	3	0	0	0	.464
Lincescum, T.	2	6	9.16	9	9	0	0	0	0	38.1	68	41	39	11	2	23	0	32	3	0	0	.395
Mahle, G.	1	0	5.40	24	0	0	1	0	0	18.1	23	13	11	4	2	10	2	14	1	0	0	.315
Meyer, A.	1	3	5.68	7	6	0	0	0	0	25.1	25	16	16	3	0	17	0	29	3	0	0	.255
Morin, M.	2	2	4.37	60	0	0	8	0	0	55.2	52	31	27	6	1	15	1	49	1	1	2	.250
Nolasco, R.	4	6	3.21	11	11	1	0	1	0	73.0	63	27	26	8	2	15	0	51	3	9	2	.232
Oberholtzer, B.	1	1	8.55	11	2	0	4	0	0	20.0	27	19	19	7	1	9	1	16	0	0	0	.318
Ramirez, J.	2	1	2.91	43	0	0	9	0	1	46.1	42	17	15	5	4	13	0	31	4	0	0	.241
Rasmus, C.	0	2	5.84	19	1	0	4	0	0	24.2	25	16	16	4	1	16	1	17	2	2	0	.260
Richards, G.	1	3	2.34	6	6	0	0	0	0	34.2	31	16	9	2	1	15	1	34	3	0	0	.238
Salas, F.	3	6	4.47	58	0	0	22	0	6	56.1	52	28	28	9	0	19	1	45	0	0	0	.248
Santiago, H.	10	4	4.25	22	22	0	0	0	0	120.2	104	61	57	20	4	57	0	107	2	1	0	.233
Shoemaker, M.	9	13	3.88	27	27	1	0	1	0	160.0	166	71	69	18	7	30	1	143	2	0	0	.266
Skaggs, T.	3	4	4.17	10	10	0	0	0	0	49.2	51	23	23	5	2	23	0	50	0	0	0	.267
Smith, J.	1	4	3.82	38	0	0	16	0	6	37.2	36	16	16	4	5	13	3	25	0	1	2	.257
Street, H.	3	2	6.45	26	0	0	21	0	9	22.1	31	16	16	5	0	12	2	14	0	0	0	.337
Tropeano, N.	3	2	3.56	13	13	0	0	0	0	68.1	70	27	27	14	2	31	1	68	4	0	0	.270
Valdez, J.	2	3	4.24	25	0	0	4	0	0	23.1	17	11	11	4	0	16	0	22	2	1	0	.202
Weaver, J.	12	12	5.06	31	31	1	0	1	0	178.0	209	106	100	37	4	51	2	103	1	2	2	.297
Wright, D.	1	3	5.40	5	5	0	0	0	0	26.2	32	16	16	5	5	6	0	15	1	0	0	.314
TOTALS	74	88	4.28	162	162	4	158	12	29	1421.1	1480	727	676	208	56	498	27	1136	47	10	0	.269
OPP.	88	74	4.14	162	162	4	158	7	52	1429.0	1410	717	657	156	51	471	21	991	58	6	0	.260

WIN STREAK: 6; July 15-20 LOSING STREAK: 11; August 4-15

CLUB HISTORY



CLUB HISTORY

YEAR BY YEAR STATISTICAL REVIEW



2017 ANGELS BATTING

PLAYER	AVG	G	AB	R	H	TB	2B	3B	HR	RBI	SH	SF	HP	BB	SO	SB	CS	OPS
Calhoun, K.	.244	155	569	77	139	223	23	2	19	71	0	6	8	71	134	5	1	.725
Cowart, K.	.225	50	102	18	23	39	5	1	3	11	2	0	3	10	28	4	2	.695
Cron, C.	.248	100	339	39	84	148	14	1	16	56	0	3	7	22	96	3	2	.741
Escobar, Y.	.274	89	350	43	96	139	20	1	7	31	0	0	2	29	51	1	4	.730
Espinosa, D.	.162	77	228	27	37	63	8	0	6	29	1	2	4	19	91	3	5	.513
Flores, R.	.125	3	8	0	1	1	0	0	0	1	0	1	0	0	1	0	0	.236
Fontana, N.	.050	12	20	1	1	4	0	0	1	1	0	0	0	3	8	1	1	.374
Franklin, N.	.125	13	24	2	3	4	1	0	0	2	0	0	1	5	3	0	0	.467
Graterol, J.	.202	48	84	5	17	21	4	0	0	10	0	2	0	1	13	0	0	.457
Maldonado, M.	.221	138	429	43	95	158	19	1	14	38	8	1	18	15	119	0	2	.645
Marte, J.	.173	45	127	10	22	39	5	0	4	14	0	1	4	13	34	1	0	.576
Maybin, C.	.235	93	336	57	79	118	19	1	6	22	1	2	48	78	29	5	.685	
Pennington, C.	.253	87	194	23	49	64	6	0	3	21	1	5	1	16	58	3	1	.635
Perez, C.	.100	11	20	1	2	5	0	0	1	3	0	0	0	1	6	0	0	.393
Phillips, B.	.255	24	102	13	26	39	7	0	2	8	1	0	0	2	16	1	0	.652
Puello, C.	.250	1	4	0	1	1	0	0	0	1	0	0	0	1	2	0	0	.500
Pujols, A.	.241	149	593	53	143	229	17	0	23	101	0	4	2	37	93	3	0	.672
Revere, B.	.275	109	291	37	80	100	13	2	1	20	0	2	0	15	25	21	6	.652
Robinson, S.	.194	20	31	7	6	6	0	0	0	1	0	1	0	3	5	2	0	.451
Simmons, A.	.278	158	589	77	164	248	38	2	14	69	0	8	3	47	67	19	6	.752
Trout, M.	.306	114	402	92	123	253	25	3	33	72	0	4	7	94	90	22	4	1.071
Upton, J.	.245	27	98	19	24	52	7	0	7	15	0	0	0	17	33	4	0	.887
Valbuena, L.	.199	117	347	42	69	150	15	0	22	65	0	5	1	48	106	0	2	.727
Young Jr., E.	.264	47	110	24	29	46	5	0	4	16	3	0	7	5	31	12	3	.754
PITCHERS	.056	162	18	0	1	1	0	0	0	1	0	0	2	11	0	0	0	.206
TOTALS	.243	162	5415	710	1314	2151	251	14	186	678	17	46	70	523	1198	136	44	.712
OPP.	.251	162	5460	709	1373	2344	265	17	224	673	24	30	44	470	1312	71	43	.743

2017 ANGELS DESIGNATED HITTERS

PLAYER	AVG	G	AB	R	H	TB	2B	3B	HR	RBI	SH	SF	HP	BB	SO	SB	CS	OPS
Escobar, Y.	.000	1	4	0	0	0	0	0	0	0	0	0	0	0	0	0	0	.000
Fontana, N.	.000	1	1	0	0	0	0	0	0	0	0	0	0	0	0	0	0	.000
Marte, J.	.000	2	5	0	0	0	0	0	0	0	0	0	0	0	3	0	0	.000
Perez, C.	.000	1	1	0	0	0	0	0	0	0	0	0	0	1	0	0	0	.000
Pujols, A.	.242	143	570	52	138	223	16	0	23	100	0	4	2	35	91	3	0	.678
Revere, B.	.000	1	1	0	0	0	0	0	0	0	0	0	0	0	0	0	0	.000
Trout, M.	.313	6	16	1	5	9	1	0	1	2	0	1	1	6	1	3	1	1.063
Valbuena, L.	.250	3	8	2	2	3	1	0	0	0	0	0	1	2	0	0	0	.708
Young, E.	.000	2	1	2	0	0	0	0	0	0	0	0	1	0	0	1	0	.500
TOTALS	.239	152	607	58	145	235	18	0	24	102	0	5	4	42	98	7	1	.677

2017 ANGELS PITCHING

PITCHER	W	L	ERA	G	GS	CG	GF	SHO	SV	IP	H	R	ER	HR	HB	BB	IBB	SO	WP	BK	AVG	OPP	
Alvarez, J.	0	3	3.88	64	0	0	12	0	1	48.2	50	23	21	7	0	12	5	45	1	0	.263	.773	
Bailey, A.	2	0	0.00	4	0	0	2	0	0	4.0	1	0	0	0	0	0	0	2	0	0	0	.077	.067
Bredosian, C.	6	5	4.43	48	0	0	13	0	6	44.2	41	26	22	5	0	17	1	53	7	0	.240	.240	
Bridwell, P.	10	3	3.64	21	20	0	0	0	0	121.0	115	52	49	19	4	30	0	73	4	0	.252	.252	
Chavez, J.	7	11	5.35	38	21	0	6	0	0	138.0	148	83	82	28	2	45	2	119	1	0	.276	.276	
Guerra, D.	2	2	4.68	19	0	0	5	0	0	25.0	20	13	13	4	0	12	0	22	2	0	.217	.217	
Gurka, J.	0	0	0.00	3	0	0	0	0	0	0.2	2	0	0	0	0	1	0	0	0	0	.500	.500	
Heaney, A.	1	2	7.06	5	5	0	0	0	0	21.2	27	17	17	12	0	9	0	27	2	0	.300	.300	
Hernandez, D.	1	0	2.23	38	0	0	10	0	1	36.1	29	10	9	0	1	8	0	37	3	0	.223	.223	
Magnifico, D.	0	0	0.00	1	0	0	0	0	0	0.1	0	0	0	0	0	2	0	1	0	0	.000	.000	
Meyer, A.	4	5	3.74	13	13	0	0	0	0	67.1	48	30	28	6	4	42	0	75	5	1	.197	.197	
Middleton, K.	6	1	3.86	64	0	0	17	0	3	58.1	60	25	25	11	0	18	2	63	2	0	.265	.265	
Morin, M.	0	0	6.91	10	0	0	3	0	0	14.1	21	11	11	3	1	2	1	10	0	0	.350	.350	
Nolasco, R.	6	15	4.92	33	33	1	0	1	0	181.0	205	102	99	35	3	58	3	143	4	0	.286	.286	
Norris, B.	2	6	4.21	60	3	0	35	0	19	62.0	56	29	29	8	3	27	3	74	6	0	.236	.236	
Paredes, E.	0	1	4.43	18	0	0	6	0	1	22.1	21	11	11	2	3	6	1	17	0	0	.259	.259	
Parker, B.	3	3	2.54	71	0	0	17	0	8	67.1	40	20	19	7	1	16	0	86	4	0	.172	.172	
Petit, Y.	5	2	2.76	60	1	0	10	0	4	91.1	69	32	28	9	1	18	4	101	0	0	.207	.207	
Pounders, B.	1	0	10.45	11	0	0	10	0	0	10.1	17	12	12	4	1	5	1	12	0	1	.362	.362	
Ramirez, J.	11	10	4.15	27	24	0	1	0	0	147.1	149	72	68	21	6	49	1	105	5	1	.267	.267	
Ramirez, N.	0	0	2.16	10	0	0	0	0	0	8.1	3	3	2	0	0	4	0	10	0	0	.111	.111	
Richards, G.	0	2	2.28	6	6	0	0	0	0	27.2	18	8	7	1	0	7	0	27	2	0	.180	.180	
Salas, F.	1	0	2.63	13	0	0	4	0	0	13.2	7	4	4	0	0	2	0	9	0	0	.167	.167	
Scribner, T.	2	1	4.18	10	4	0	3	0	0	23.2	17	14	11	7	2	10	0	18	0	0	.195	.195	
Schoemaker, M.	6	3	4.52	14	14	0	0	0	0	77.2	73	41	39	15	4	28	0	69	2	1	.251	.251	
Skaggs, T.	2	6	4.55	16	16	0	0	0	0	85.0	90	46	43	13	6	28	0	76	5	2	.274	.274	
Street, H.	0	0	0.00	4	0	0	2	0	0	4.0	2	0	0	0	0	1	0	3	0	0	.143	.143	
Valdez, J.	0	0	18.00	1	0	0	0	0	0	1.0	1	2	2	1	0	1	0	1	0	0	.250	.250	
Wood, B.	2	0	4.76	17	0	0	2	0	0	17.0	20	9	9	3	0	4	1	22	1	0	.290	.290	
Wright, D.	0	1	4.58	5	2	0	3	0	0	19.2	21	12	10	1	2	8	0	11	1	0	.284	.284	
Yates, K.	0	0	18.00	1	0	0	0	0	0	1.0	2	2	2	2	0	0	0	1	0	0	.400	.400	
TOTALS	80	82	4.20	162	162	1	161	10	43	1440.2	1373	709	672	224	44	470	25	1312	57	6	.251	.251	
OPP.	82	80	4.03	162	162	3	159	12	46	1443.1	1314	710	646	186	70	523	30	1198	47	7	.243	.243	

WIN STREAK: 6; August 8-13

LOSING STREAK: 6; Apr. 12-17 & Sept. 17-23

CLUB HISTORY





CLUB HISTORY

YEAR BY YEAR STATISTICAL REVIEW

2018 ANGELS BATTING

PLAYER	AVG	G	AB	R	H	TB	2B	3B	HR	RBI	SH	SF	HP	BB	SO	SB	CS	OPS
Arcia, F.	.204	40	103	10	21	44	5	0	6	23	0	0	2	1	27	1	0	.654
Blash, J.	.103	24	39	4	4	5	1	0	0	1	0	1	0	5	24	2	1	.328
Briceno, J.	.239	46	117	12	28	45	2	0	5	10	1	0	2	8	35	0	1	.684
Calhoun, K.	.208	137	491	71	102	181	18	2	19	57	0	6	1	53	133	6	2	.652
Cowart, K.	.134	47	112	7	15	27	7	1	1	10	0	1	1	10	44	1	0	.451
Cozart, Z.	.219	58	224	29	49	81	13	2	5	18	0	3	7	19	42	0	0	.658
Fernandez, J.	.267	36	116	9	31	45	8	0	2	11	0	0	1	6	15	1	0	.697
Fletcher, D.	.275	80	284	35	78	103	18	2	1	25	3	2	3	15	34	3	0	.678
Fontana, N.	.091	8	11	1	1	4	0	0	1	1	0	0	0	1	6	0	0	.530
Graterol, J.	1.000	1	1	0	1	1	0	0	0	0	0	0	0	0	0	0	0	2.000
Hermosillo, M.	.211	31	57	7	12	19	4	0	1	1	0	0	2	3	17	0	1	.608
Hudson, J.	.167	8	12	0	2	3	1	0	0	1	0	0	0	0	0	0	0	.417
Johnson, S.	.000	10	10	0	0	0	0	0	0	0	0	0	1	0	4	0	0	.091
Kinsler, I.	.239	91	355	49	85	144	20	0	13	32	0	2	4	30	40	9	4	.710
Maldonado, M.	.223	78	265	24	59	88	14	0	5	32	1	1	10	13	73	0	1	.616
Marte, J.	.216	90	194	28	42	72	7	1	7	22	0	0	2	13	41	1	1	.644
Ohtani, S.	.285	104	326	59	93	184	21	2	22	61	0	1	2	37	102	10	4	.925
Pujols, A.	.245	117	465	50	114	191	20	0	19	64	0	3	2	28	65	1	0	.700
Rivera, R.	.244	30	82	8	20	36	4	0	4	11	0	0	1	4	32	0	0	.726
Schimpf, R.	.200	5	5	2	1	4	0	0	1	2	0	0	0	2	3	0	0	1.229
Simmons, A.	.292	146	554	68	162	231	26	5	11	75	1	5	5	35	44	10	2	.754
Trout, M.	.312	140	471	101	147	296	24	4	39	79	0	4	10	122*	124	24	2	*1.088
Upton, J.	.257	145	533	80	137	247	18	1	30	85	0	6	10	64	176	8	2	.808
Valbuena, L.	.199	96	266	23	53	89	9	0	9	33	0	2	1	19	100	3	0	.588
Ward, T.	.178	40	135	14	24	45	3	0	6	15	0	0	3	9	45	2	0	.578
Young, C.	.168	56	113	17	19	41	2	1	6	13	1	1	2	11	37	2	0	.615
Young Jr., E.	.202	41	109	12	22	33	4	2	1	8	0	1	1	6	28	5	1	.551
TITCHERS	.045	162	22	1	1	0	0	0	0	0	0	0	0	0	9	0	0	.091
TOTALS	.242	162	5472	721	1323	2260	249	23	214	690	7	39	73	514	1300	89	22	.726
OPP.	.248	162	5445	722	1353	2262	256	19	205	683	14	35	65	546	1386	46	33	.738

2018 ANGELS DESIGNATED HITTERS

PLAYER	AVG	G	AB	R	H	TB	2B	3B	HR	RBI	SH	SF	HP	BB	SO	SB	CS	OPS
Arcia, F.	.000	1	1	0	0	0	0	0	0	0	0	0	0	0	0	0	0	.000
Blash, J.	---	1	0	0	0	0	0	0	0	0	0	0	0	0	0	0	0	.000
Fernandez, J.	.444	2	9	1	4	4	0	0	0	0	0	0	0	0	1	0	0	.888
Marte, J.	.000	1	1	0	0	0	0	0	0	0	0	0	0	0	0	0	0	.000
Ohtani, S.	.283	82	307	55	87	171	20	2	20	57	1	2	34	93	9	4	1	.915
Pujols, A.	.263	47	186	21	49	89	7	0	11	15	4	2	1	13	30	0	0	.790
Rivera, R.	.000	1	0	0	0	0	0	0	0	0	0	0	0	0	0	0	0	.000
Simmons, A.	.250	1	4	0	1	1	0	0	0	0	0	0	0	0	0	0	0	.500
Trout, M.	.196	15	46	6	9	12	0	0	1	4	0	0	1	16	18	3	1	.674
Upton, J.	.222	4	18	1	4	8	1	0	1	2	0	0	0	9	0	0	0	.666
Valbuena, L.	.000	1	1	0	0	0	0	0	0	0	0	0	0	1	0	0	0	.000
Young, C.	.000	1	3	0	0	0	0	0	0	0	0	0	0	0	2	1	0	.000
TOTALS	.0	152	577	84	154	285	28	2	33	97	0	3	4	63	155	12	5	.836

2018 ANGELS PITCHING

PITCHER	W	L	ERA	G	GS	CG	GF	SHO	SV	IP	H	R	ER	HR	HB	BB	IBB	SO	WP	BK	AVG	OPP
Almonte, M.	0	0	10.29	8	0	0	4	0	0	7.0	9	8	8	1	1	3	0	7	1	0	.300	.300
Alvarez, J.	6	4	2.71	76	0	0	5	0	1	63.0	51	20	19	3	2	22	2	59	1	0	.217	.217
Anderson, J.	3	3	4.07	57	0	0	10	0	4	55.1	42	25	25	3	4	40	3	67	9	1	.214	.214
Arcia, F.	0	0	9.00	2	0	0	2	0	0	3.0	5	3	3	2	0	0	0	0	0	0	.385	.385
Bard, L.	0	0	5.40	8	0	0	3	0	0	11.2	10	7	7	4	3	5	1	13	1	0	.222	.222
Barria, J.	10	9	3.41	26	26	0	0	0	0	129.1	117	50	49	17	6	47	0	98	3	1	.242	.242
Bedrosian, C.	5	4	3.80	71	0	0	7	0	1	6.4	63	30	27	7	2	26	0	57	1	0	.263	.263
Bridwell, P.	0	1	17.55	5	1	0	2	0	0	6.2	14	13	13	5	0	2	0	3	0	0	.438	.438
Buttrey, T.	0	1	3.31	16	0	0	4	0	4	16.1	15	7	6	0	0	0	0	10	0	0	.238	.238
Cole, T.	4	2	2.75	18	2	0	4	0	0	36.0	20	11	11	3	3	12	0	39	1	0	.169	.169
Despaigne, O.	0	3	8.20	8	4	0	0	0	0	18.2	30	18	17	3	1	11	0	17	0	0	.361	.361
Drake, O.	0	1	5.19	8	0	0	6	0	0	8.2	15	5	5	2	0	1	0	8	0	0	.385	.385
Heaney, A.	9	10	4.15	30	30	1	0	1	0	180.0	171	91	83	27	8	45	0	180	9	0	.248	.248
Jerez, W.	0	0	6.00	17	0	0	1	0	0	15.0	17	14	10	3	0	8	0	15	2	0	.270	.270
Jewell, J.	0	1	9.00	3	0	0	1	0	0	2.0	2	2	2	2	1	0	1	1	0	0	.250	.250
Johnson, J.	5	3	3.84	62	1	0	14	0	2	63.1	64	38	27	9	1	22	1	45	5	0	.268	.268
Krol, J.	0	0	0.00	1	0	0	0	0	0	2.0	1	0	0	0	0	1	0	2	0	0	.143	.143
Lamp, J.	0	1	7.20	3	3	0	0	0	0	10.0	15	10	8	4	0	4	1	11	0	0	.326	.326
McGuire, D.	0	2	6.07	17	4	0	6	0	0	29.2	29	22	20	7	5	21	0	26	2	0	.266	.266
Middleton, K.	0	0	2.04	16	0	0	9	0	6	17.2	14	4	4	1	1	9	1	16	1	0	.233	.233
Morales, O.	0	0	0.00	1	0	0	1	0	0	0.1	1	0	0	0	0	0	0	1	0	0	.500	.500
Morris, A.	0	0	5.79	9	0	0	7	0	0	14.0	18	9	9	3	0	8	0	7	1	0	.316	.316
Ohtani, S.	4	2	3.31	10	10	0	0	0	0	51.2	38	19	19	6	1	22	0	63	5	0	.203	.203
Paredes, E.	0	0	6.87	14	0	0	7	0	0	18.1	25	14	14	5	1	7	0	15	0	0	.325	.325
Parker, B.	2	1	3.26	67	0	0	41	0	14	66.1	63	24	24	12	3	19	1	70	8	0	.249	.249
Pena, F.	3	5	4.18	19	17	0	1	0	0	92.2	87	45	43	12	4	28	0	85	7	0	.247	.247
Ramirez, J.	0	2	9.45	2	2	0	0	0	0	6.2	7	8	7	3	0	7	0	4	0	0	.237	.237
Ramirez, R.	7	5	4.54	69	1	0	12	0	1	83.1	75	43	42	15	6	30	3	95	4	0	.269	.269
Richards, G.	5	4	3.66	16	16	0	0	0	0	76.1	64	43	31	11	1	34	0	87	15	0	.222	.222
Robles, H.	0	1	2.97	37	0	0	11	0	2	36.1	32	15	12	2	1	15	0	36	1	0	.237	.237
Snoemaker, M.	2	2	4.94	7	7	0	0	0	0	31.0	29	17	17	3	1	10	0	33	3	0	.244	.244
Skaggs, T.	8	10	4.02	24	24	0	0	0	0	125.1	127	60	56	14	5	40	0	129	2	0	.262	.262
Tazawa, J.	0	0	2.25	9	0	0	2	0	0	8.0	7	3	2	1	0	3	0	4	1	0	.226	.226
Tropeano, N.	5	6	4.74	14	14	0	0	0	0	76.0	68	41	40	16	2	31	2	64	2	0	.242	.242
Wood, B.	1																					

CLUB HISTORY

YEAR BY YEAR STATISTICAL REVIEW



2019 ANGELS BATTING

PLAYER	AVG	G	AB	R	H	TB	2B	3B	HR	RBI	SH	SF	HP	BB	SO	SB	CS	OPS
Calhoun, K.	.244	155	569	77	139	223	23	2	19	71	0	6	8	71	134	5	1	.725
Bemboom, A.	.102	22	49	2	5	8	0	0	1	3	1	0	0	1	19	0	0	.283
Bour, J.	.172	52	151	18	26	55	5	0	8	26	0	1	1	17	52	0	0	.623
Bourjos, P.	.091	26	44	4	4	5	1	0	0	2	0	1	0	1	15	2	0	.222
Calhoun, K.	.232	152	532	92	128	258	29	1	33	74	0	2	7	70	162	4	1	.792
Cowart, K.	.160	9	25	1	4	7	3	0	0	1	0	0	0	1	7	1	0	.472
Cozart, Z.	.124	38	97	4	12	14	2	0	0	7	0	3	2	5	16	0	0	.322
Fletcher, D.	.290	154	596	83	173	229	30	4	6	49	1	1	0	55	64	8	3	.734
Garneau, D.	.232	28	69	11	16	25	3	0	2	7	0	0	4	8	18	0	0	.708
Goodwin, B.	.262	136	413	65	108	194	29	3	17	47	1	3	3	38	129	7	3	.796
Hermosillo, M.	.139	18	36	7	5	8	1	1	0	3	0	1	4	5	19	2	0	.304
La Stella, T.	.295	80	292	49	86	142	8	0	16	44	0	0	3	20	28	0	0	.832
Lucroy, J.	.242	74	240	28	58	89	8	1	7	30	0	3	4	21	39	0	0	.680
Ohtani, S.	.286	106	384	51	110	194	20	5	18	62	0	4	2	33	110	12	3	.848
Parker, J.	.000	5	12	1	0	0	0	0	0	0	0	0	0	3	8	0	0	.200
Puello, C.	.390	12	41	6	16	28	3	0	3	12	0	0	0	3	8	0	0	1.183
Pujols, A.	.244	131	491	55	120	211	22	0	23	93	0	8	3	43	68	3	0	.734
Rengifo, L.	.238	108	357	44	85	130	18	3	7	33	1	3	5	40	93	0	0	.685
Simmons, A.	.264	103	398	47	105	145	19	0	7	40	0	0	2	24	37	10	2	.673
Smith, K.	.251	67	191	21	48	75	12	0	5	20	0	1	3	16	37	2	0	.710
Stassi, M.	.071	20	42	3	3	3	0	0	0	2	0	2	0	5	15	0	0	.235
Thaiss, M.	.211	53	147	17	31	62	7	0	8	23	0	0	0	17	52	0	0	.714
Tovar, W.	.193	31	83	5	16	21	5	0	0	5	0	0	0	5	15	0	0	.492
Trout, M.	.291	134	470	110	137	303	27	2	45	104	0	4	16	110	120	11	2	1.083
Upton, J.	.215	63	219	34	47	91	8	0	12	40	0	5	0	32	78	1	1	.724
Walsh, J.	.203	31	79	6	16	26	5	1	1	5	0	0	2	6	35	0	0	.605
Ward, T.	.190	20	42	4	8	14	3	0	1	2	0	0	0	6	23	0	0	.625
Wong, K.	.000	1	4	1	0	0	0	0	0	0	0	0	0	0	1	0	0	.000
PITCHERS	.059	14	17	0	1	1	0	0	0	0	0	0	0	1	7	0	0	.170
TOTALS	.247	162	5542	769	1368	2338	268	21	220	734	4	42	67	586	1276	65	20	.746
OPP.	.254	162	5575	868	1417	2558	284	28	267	832	12	43	82	576	1404	99	35	.790

2019 ANGELS DESIGNATED HITTERS

PLAYER	AVG	G	AB	R	H	TB	2B	3B	HR	RBI	SH	SF	HP	BB	SO	SB	CS	OPS
Bour, J.	.000	3	6	0	0	0	0	0	0	0	0	0	0	1	4	0	0	.143
La Stella, T.	.250	3	12	2	3	10	1	0	2	2	0	0	0	1	0	0	0	1.141
Lucroy, J.	.077	3	13	0	1	1	0	0	0	0	0	0	0	1	0	0	0	.154
Ohtani, S.	.284	92	373	50	106	190	20	5	18	61	0	4	2	30	106	12	3	.847
Pujols, A.	.179	29	106	9	19	28	6	0	1	12	0	3	2	7	12	1	0	.501
Simmons, A.	.500	1	4	0	2	2	0	0	0	1	0	0	0	0	0	0	0	1.000
Smith, K.	.353	5	17	4	6	8	2	0	0	1	0	0	0	2	3	0	0	.892
Trout, M.	.220	12	41	13	9	14	2	0	1	3	0	0	2	13	7	1	0	.770
Upton, J.	.190	5	21	2	4	8	0	0	1	4	0	0	0	1	9	0	0	.608
Ward, T.	.250	2	8	0	2	3	1	0	0	0	0	0	0	1	3	0	0	.708
TOTALS	.253	152	601	81	152	264	33	5	23	84	0	7	7	55	146	14	4	.759

2019 ANGELS PITCHING

PITCHER	W	L	ERA	G	GS	CG	GF	SHO	SV	IP	H	R	ER	HR	HB	BB	IBB	SO	WP	BK	AVG	OPP
Allen, C.	0	2	6.26	25	0	0	13	0	4	23	24	16	16	9	0	20	29	3	0	0	.255	
Anderson, J.	3	0	5.55	54	0	0	7	0	1	47	42	32	29	6	1	32	0	60	4	0	.232	
Bard, L.	3	3	4.78	32	3	0	5	0	0	49	41	27	26	8	5	13	1	40	5	1	.228	
Barria, J.	4	10	6.42	19	13	0	1	0	0	82.2	92	61	59	24	2	27	0	75	1	0	.275	
Bedrosian, C.	3	3	3.23	59	7	0	5	0	1	61.1	48	30	22	7	3	22	0	64	9	0	.207	
Brittney, T.	6	7	3.98	72	0	0	6	0	2	72.1	69	34	32	8	5	23	0	84	6	0	.247	
Cahill, T.	4	9	5.98	37	11	0	12	0	0	102.1	111	71	68	25	6	39	0	81	14	0	.273	
Canning, G.	5	6	4.58	18	17	0	1	0	0	90.1	80	46	46	14	8	30	0	96	9	1	.235	
Cole, T.	3	4	5.92	38	6	0	9	0	0	51.2	58	35	34	2	2	24	4	50	3	0	.286	
Curtiss, J.	0	0	3.86	1	0	0	1	0	0	2.1	2	1	1	0	0	3	0	1	0	0	.222	
Del Pozo, M.	1	1	10.61	17	0	0	1	0	0	9.1	10	11	11	3	0	8	0	11	0	0	.286	
Freeman, S.	0	0	4.50	1	0	0	0	0	0	2	3	1	1	1	0	2	0	0	0	0	.333	
Garcia, L.	2	1	4.35	64	2	0	18	0	1	62	61	35	30	13	5	33	1	57	7	0	.257	
Harvey, M.	3	5	7.09	12	12	0	0	0	0	59.2	63	48	47	13	3	29	0	39	3	0	.275	
Heaney, A.	4	6	4.91	18	18	0	0	0	0	95.1	93	53	52	20	7	30	1	118	4	0	.251	
Jewell, J.	0	0	6.84	18	0	0	7	0	0	26.1	28	20	20	8	3	8	0	23	0	0	.275	
Mejia, A.	0	0	3.46	20	0	0	2	0	0	13	9	6	5	1	0	8	0	13	0	0	.184	
Middleton, K.	0	0	1.17	11	0	0	0	0	0	7.2	4	1	1	0	0	7	0	6	1	0	.154	
Peters, D.	4	4	5.38	17	12	0	1	0	0	72	85	50	43	18	5	26	1	55	1	2	.290	
Peña, F.	8	3	4.58	22	7	0	1	0	0	96.1	80	56	49	16	6	34	0	101	8	0	.219	
Ramirez, JC	0	0	4.50	5	0	0	3	0	0	8	8	4	4	1	1	1	0	4	1	0	.250	
Ramirez, N.	5	4	3.99	51	7	0	10	0	0	67.2	59	30	30	9	5	20	1	79	2	0	.232	
Ramsey, M.	0	0	0.00	1	0	0	1	0	0	1	0	0	0	0	0	0	0	1	0	0	.000	
Robles, H.	5	1	2.48	71	1	0	51	0	23	72.2	58	20	6	0	16	1	75	4	1	0	.221	
Rodriguez, J.	0	1	2.75	9	1	0	2	0	0	19.2	17	6	6	5	0	11	0	13	1	0	.233	
Sandoval, P.	0	4	5.03	10	9	0	0	0	0	39.1	35	22	22	6	1	19	0	42	4	1	.240	
Skaggs, T.	7	7	4.29	15	15	0	0	0	0	79.2	73	41	38	9	2	28	0	78	2	2	.242	
Stratton, C.	0	2	8.59	7	5	0	0	0	0	29.1	43	28	28	6	0	18	0	22	1	0	.344	
Suarez, J.	2	6	7.11	19	15	0	0	0	0	81	100	67	64	23	10	33	1	72	5	1	.304	
Tropeano, N.	0	1	9.88	3	1	0	0	0	0	13.2	18	15	15	6	2	6	0	10	0	0	.316	
Walsh, J.	0	0	1.80	5	0	0	5	0	0	5	3	1	1	0	0	6	0	5	0	0	.176	
TOTALS	72	90	5.12	162	162	0	162	0	32	1442.2	1417	868	820	267	82	576	11	1404	98	9	.254	
OPP.	90	72	4.41	162	162	0	158	4	36	1452.1	1368	769	711	220	67	586	29	1276	75	3	.247	

WIN STREAK: 6; April 5-10 LOSING STREAK: 8; July 31-Aug. 9





CLUB HISTORY

CAREER BATTING LEADERS

AVERAGE ★

1. Vladimir Guerrero	.319
2. Rod Carew	.314
3. MIKE TROUT	.304
4. Garret Anderson	.296
Johnny Ray	.296
6. Luis Polonia	.294
7. Juan Beniquez	.293
8. Howie Kendrick	.292
9. Chone Figgins	.291
10. Jim Edmonds	.290

EXTRA-BASE HITS

1. Garret Anderson	796
2. Tim Salmon	662
3. MIKE TROUT	610
4. Brian Downing	526
5. ALBERT PUJOLS	418
6. Darin Erstad	423
7. Jim Fregosi	404
8. Vladimir Guerrero	377
9. Bobby Grich	357
Howie Kendrick	357

STRIKEOUTS

1. Tim Salmon	1,360
2. MIKE TROUT	1,174
3. Garret Anderson	1,117
4. Kole Calhoun	862
5. Jim Fregosi	835
6. Darin Erstad	796
7. Troy Glaus	784
8. Howie Kendrick	761
9. Brian Downing	759
10. Bobby Grich	758

GAMES

1. Garret Anderson	2,013
2. Tim Salmon	1,672
3. Brian Downing	1,661
4. Jim Fregosi	1,429
5. Darin Erstad	1,320
6. MIKE TROUT	1,252
7. Bobby Grich	1,222
8. Erick Aybar	1,220
9. ALBERT PUJOLS	1,157
10. Gary DiSarcina	1,086
Dick Schofield	1,086

DOUBLES

1. Garret Anderson	489
2. Tim Salmon	339
3. Brian Downing	282
4. Darin Erstad	279
5. MIKE TROUT	260
6. Howie Kendrick	249
7. Erick Aybar	222
8. Jim Fregosi	219
9. ALBERT PUJOLS	214
10. Vladimir Guerrero	194

STOLEN BASES

1. Chone Figgins	280
2. MIKE TROUT	201
3. Gary Pettis	186
4. Luis Polonia	174
5. Darin Erstad	170
6. Erick Aybar	141
7. Sandy Alomar	139
8. Mickey Rivers	126
9. Adam Kennedy	123
Devon White	123

AT-BATS

1. Garret Anderson	7,989
2. Tim Salmon	5,934
3. Brian Downing	5,854
4. Darin Erstad	5,258
5. Jim Fregosi	5,244
6. MIKE TROUT	4,539
7. ALBERT PUJOLS	4,527
8. Erick Aybar	4,427
9. Howie Kendrick	4,117
10. Bobby Grich	4,100

TRIPLES

1. Jim Fregosi	70
2. Chone Figgins	53
3. MIKE TROUT	48
4. Erick Aybar	43
5. Garret Anderson	35
6. Adam Kennedy	32
Mickey Rivers	32
8. Darin Erstad	30
Howie Kendrick	30
10. Luis Polonia	27
Dick Schofield	27

ON-BASE PCT. ★

1. MIKE TROUT	.418
2. Rod Carew	.393
3. Tim Salmon	.385
4. Vladimir Guerrero	.381
5. Albie Pearson	.379
6. Brian Downing	.372
7. Bobby Grich	.370
8. Chili Davis	.365
9. Bobby Abreu	.364
10. Chone Figgins	.363

RUNS

1. Garret Anderson	1,024
2. Tim Salmon	986
3. MIKE TROUT	944
4. Brian Downing	889
5. Darin Erstad	818
6. Jim Fregosi	691
7. Bobby Grich	601
8. Chone Figgins	596
9. Erick Aybar	572
10. Albert Pujols	552

HOME RUNS

1. MIKE TROUT	302
2. Tim Salmon	299
3. Garret Anderson	272
4. Brian Downing	222
5. ALBERT PUJOLS	217
6. Troy Glaus	212
7. Vladimir Guerrero	173
8. Chili Davis	156
9. Bobby Grich	154
10. Don Baylor	141

SLUGGING PCT. ★

1. MIKE TROUT	.582
2. Vladimir Guerrero	.546
3. Jim Edmonds	.498
Tim Salmon	.498
5. Troy Glaus	.497
6. Kendrys Morales	.491
7. Leon Wagner	.490
8. Mike Napoli	.485
9. Garret Anderson	.469
Mark Trumbo	.469

HITS

1. Garret Anderson	2,368
2. Tim Salmon	1,674
3. Brian Downing	1,588
4. Darin Erstad	1,505
5. Jim Fregosi	1,408
6. MIKE TROUT	1,380
7. Erick Aybar	1,223
8. Howie Kendrick	1,204
9. ALBERT PUJOLS	1,163
10. Bobby Grich	1,103

RUNS BATTED IN

1. Garret Anderson	1,292
2. Tim Salmon	1,016
3. Brian Downing	846
4. MIKE TROUT	798
5. ALBERT PUJOLS	771
6. Darin Erstad	625
7. Chili Davis	618
8. Vladimir Guerrero	616
9. Bobby Grich	557
10. Jim Fregosi	546

OPS ★

(on-base + slugging)

1. MIKE TROUT	1.000
2. Vladimir Guerrero	.927
3. Tim Salmon	.884
4. Jim Edmonds	.856
5. Troy Glaus	.854
6. Leon Wagner	.834
7. Mike Napoli	.831
8. Chili Davis	.829
9. Kendrys Morales	.823
10. Fred Lynn	.822

TOTAL BASES

1. Garret Anderson	3,743
2. Tim Salmon	2,958
3. MIKE TROUT	2,642
4. Brian Downing	2,580
5. Darin Erstad	2,186
6. Jim Fregosi	2,112
7. ALBERT PUJOLS	2,030
8. Bobby Grich	1,788
9. Vladimir Guerrero	1,767
10. Howie Kendrick	1,747

BASES ON BALLS

1. Tim Salmon	970
2. Brian Downing	866
3. MIKE TROUT	838
3. Bobby Grich	630
5. Jim Fregosi	558
6. Chili Davis	493
7. Troy Glaus	470
8. Darin Erstad	419
9. Chone Figgins	412
10. Rod Carew	405

All Caps/**BOLD** — Current Angel

★ Based on 1,500-or-more plate appearances



CLUB HISTORY

SINGLE SEASON BATTING



HIGHEST AVERAGE

(Based on 502 plate appearances)

1. Darin Erstad	.355	2000
2. Rod Carew	.339	1983
3. Vladimir Guerrero	.337	2004
4. Rod Carew	.331	1980
5. Chone Figgins	.330	2007
Tim Salmon	.330	1995
7. Vladimir Guerrero	.329	2006
Alex Johnson	.329	1970★
9. MIKE TROUT	.326	2012
Brian Downing	.326	1979

GAMES

1. Don Baylor	162	1979★
Sandy Alomar	162	1971★
Sandy Alomar	162	1970★
Jim Fregosi	162	1966
Bobby Knoop	162	1964
6. Garret Anderson	161	2001
Troy Glaus	161	2001
Mo Vaughn	161	2000
Jim Fregosi	161	1969
Bobby Knoop	161	1966
Jim Fregosi	161	1965

AT-BATS

1. Sandy Alomar	689	1971★
2. Darin Erstad	676	2000★
3. Garret Anderson	672	2001
Sandy Alomar	672	1970
5. Billy Moran	659	1962
6. Carney Lansford	654	1979
7. Garret Anderson	647	2000
8. Chone Figgins	642	2005
9. Devon White	639	1987
10. Orlando Cabrera	638	2007
Garret Anderson	638	2003
Garret Anderson	638	2002

RUNS

1. MIKE TROUT	129	2012★
2. Vladimir Guerrero	124	2004★
3. MIKE TROUT	123	2016★
4. Darin Erstad	121	2000
5. Troy Glaus	120	2000
Jim Edmonds	120	1995
Don Baylor	120	1979★
8. Tony Phillips	119	1995
9. MIKE TROUT	115	2014★
Jim Edmonds	115	1998
Albie Pearson	115	1962★

HITS

1. Darin Erstad	240	2000★
2. Vladimir Guerrero	206	2004
3. Alex Johnson	202	1970
4. Garret Anderson	201	2003
5. Vladimir Guerrero	200	2006
6. Garret Anderson	195	2002
7. Garret Anderson	194	2001
8. Orlando Cabrera	192	2007
9. MIKE TROUT	190	2013
10. Garret Anderson	189	1997

TOTAL BASES

1. Vladimir Guerrero	366	2004★
Darin Erstad	366	2000
3. Garret Anderson	345	2003
4. Garret Anderson	344	2002
5. Troy Glaus	340	2000
6. MIKE TROUT	339	2015
7. MIKE TROUT	338	2014★
8. Garret Anderson	336	2000
9. Vladimir Guerrero	335	2006
10. Don Baylor	333	1979

EXTRA-BASE HITS

1. Garret Anderson	88	2002
2. Troy Glaus	85	2000
3. MIKE TROUT	84	2014
4. Garret Anderson	82	2003
5. Troy Glaus	81	2001
6. ALBERT PUJOLS	80	2012
Vladimir Guerrero	80	2004
8. MIKE TROUT	79	2015
Kendrys Morales	79	2009
10. Garret Anderson	78	2000

DOUBLES

1. Garret Anderson	56	2002★
2. ALBERT PUJOLS	50	2012
3. Garret Anderson	49	2003★
4. Vladimir Guerrero	45	2007
Orlando Cabrera	45	2006
6. Kendrys Morales	43	2009
7. Jim Edmonds	42	1998
Johnny Ray	42	1988
Doug DeCinces	42	1982
10. Garret Anderson	41	1998
Howie Kendrick	41	2010
Bobby Abreu	41	2010

TRIPLES

1. Chone Figgins	17	2004
2. Devon White	13	1989
Mickey Rivers	13	1975★
Jim Fregosi	13	1968★
5. Jim Fregosi	12	1963
6. Peter Bourjos	11	2011
Adam Kennedy	11	2000
Mickey Rivers	11	1974★
Bobby Knoop	11	1966★
10. Chone Figgins	10	2005
Jerry Remy	10	1977

HOME RUNS

1. Troy Glaus	47	2000★
2. MIKE TROUT	45	2019
3. MIKE TROUT	41	2015
Troy Glaus	41	2001
5. ALBERT PUJOLS	40	2015
6. MIKE TROUT	39	2018
Vladimir Guerrero	39	2004
Reggie Jackson	39	1982★
9. Bobby Bonds	37	1977
Leon Wagner	37	1962

★ = led or tied for league lead





CLUB HISTORY

SINGLE SEASON BATTING

RUNS BATTED IN

1. Don Baylor	139	1979★
2. Tim Salmon	129	1997
3. Vladimir Guerrero	126	2004
4. Vladimir Guerrero	125	2007
5. Garret Anderson	123	2002
Garret Anderson	123	2001
7. ALBERT PUJOLS	119	2016
8. Garret Anderson	117	2000
Mo Vaughn	117	2000
Wally Joyner	117	1987

BASES ON BALLS

1. MIKE TROUT	122	2018★
2. MIKE TROUT	116	2016★
3. Tony Phillips	113	1995
4. Troy Glaus	112	2000
5. MIKE TROUT	110	2013★
MIKE TROUT	110	2019
7. Troy Glaus	107	2001
8. Brian Downing	106	1987★
9. Tim Salmon	104	2000
10. Chone Figgins	101	2009★

STRIKEOUTS

1. MIKE TROUT	184	2014★
Mark Trumbo	184	2013
3. Mo Vaughn	181	2000★
4. JUSTIN UPTON	176	2018
5. Kole Calhoun	164	2015
6. Troy Glaus	163	2000
7. Kole Calhoun	162	2019
8. MIKE TROUT	158	2015
Josh Hamilton	158	2013
Troy Glaus	158	2001

STOLEN BASES

1. Mickey Rivers	70	1975★
2. Chone Figgins	62	2005★
3. Gary Pettis	56	1985
4. Luis Polonia	55	1993
5. Chone Figgins	52	2006
6. Luis Polonia	51	1992
7. Gary Pettis	50	1986
8. MIKE TROUT	49	2012★
9. Chad Curtis	48	1993
Luis Polonia	48	1991
Gary Pettis	48	1984

SACRIFICE HITS

1. Tim Foli	26	1982★
2. Bob Boone	23	1982
3. Luis Sojo	19	1991★
Bobby Grich	19	1978
Jerry Remy	19	1977
6. David Eckstein	16	2001★
Gary DiSarcina	16	1996
Bob Boone	16	1985
Juan Beniquez	16	1982
Rod Carew	16	1982

SACRIFICE FLIES

1. Dan Ford	13	1979★
2. Johnny Ray	12	1989
Wally Joyner	12	1986★
Doug DeCinces	12	1984
Don Baylor	12	1979★
Don Baylor	12	1978★
7. Orlando Cabrera	11	2007★
Orlando Cabrera	11	2006★
Tim Salmon	11	1997
Carney Lansford	11	1980

HIT BY PITCH

1. David Eckstein	27	2002★
2. David Eckstein	21	2001★
3. Martin Maldonado	18	2017
Don Baylor	18	1978★
Rick Reichardt	18	1968
6. Brian Downing	17	1987
Brian Downing	17	1986
8. MIKE TROUT	16	2019
9. Jose Guillen	15	2004
David Eckstein	15	2003
Brad Fullmer	15	2002

ON-BASE PCT.

(Based on 502 plate appearances)

1. MIKE TROUT	.460	2018★
2. MIKE TROUT	.442	2017★
3. MIKE TROUT	.441	2016★
4. MIKE TROUT	.438	2019★
5. MIKE TROUT	.432	2013
6. Tim Salmon	.429	1995
Chili Davis	.429	1995
8. Albie Pearson	.420	1961
9. Brian Downing	.418	1979
10. Chili Davis	.410	1994
Tim Salmon	.410	1998

SLUGGING PCT. ★★

1. MIKE TROUT	.645	2019★
2. MIKE TROUT	.629	2017★
3. MIKE TROUT	.628	2018★
4. Troy Glaus	.604	2000
5. Vladimir Guerrero	.598	2004
6. Tim Salmon	.594	1995
7. MIKE TROUT	.590	2015★
8. Kendrys Morales	.569	2009
9. Vladimir Guerrero	.565	2005
10. MIKE TROUT	.564	2012

OPS ★★

(on-base + slugging)

1. MIKE TROUT	1.088	2018★
2. MIKE TROUT	1.083	2019★
3. MIKE TROUT	1.071	2017★
4. Tim Salmon	1.024	1995
5. Troy Glaus	1.008	2000
6. MIKE TROUT	.991	2016
MIKE TROUT	.991	2015★
8. Vladimir Guerrero	.989	2004
9. MIKE TROUT	.988	2013
10. Chili Davis	.971	1994

★ = led or tied for league lead

All CAPS/**BOLD** — Current Angel

★★ Based on 3.1 plate appearances multiplied by games played by Angels



CLUB HISTORY

ROOKIE SINGLE SEASON BATTING



HIGHEST AVERAGE

(Based on 502 plate appearances)

1. MIKE TROUT	.326	2012
2. Reggie Willits	.293	2007
3. Wally Joyner	.290	1986
4. David Eckstein	.287	2001
5. Lee Thomas	.284	1961
Tim Salmon	.283	1993

GAMES

1. Bobby Knoop	162	1964
2. Devon White	159	1987
3. Gary DiSarcina	157	1992
4. Adam Kennedy	156	2000
5. Paul Schaal	155	1965
Bob Rodgers	155	1962

AT-BATS

1. Devon White	639	1987
2. Adam Kennedy	598	2000
3. Wally Joyner	593	1986
4. David Eckstein	579	2001
5. Jerry Remy	569	1975

RUNS

1. MIKE TROUT	129	2012
2. Devon White	103	1987
3. Tim Salmon	93	1993
4. David Eckstein	82	2001
Adam Kennedy	82	2000
Wally Joyner	82	1986
Jerry Remy	82	1975

HITS

1. MIKE TROUT	182	2012
2. Wally Joyner	172	1986
3. Devon White	168	1987
4. David Eckstein	166	2001
5. Adam Kennedy	159	2000

TOTAL BASES

1. MIKE TROUT	315	2012
2. Devon White	283	1987
3. Tim Salmon	276	1993
4. Wally Joyner	271	1986
5. Mark Trumbo	257	2011

EXTRA-BASE HITS

1. Tim Salmon	67	1993
2. MIKE TROUT	65	2012
3. Devon White	62	1987
4. Mark Trumbo	61	2011
5. Ken Hunt	57	1961

DOUBLES

1. Tim Salmon	35	1993
2. Bob Rodgers	34	1962
3. Adam Kennedy	33	2000
Devon White	33	1987
5. Mark Trumbo	31	2011

TRIPLES

1. Adam Kennedy	11	2000
2. MIKE TROUT	8	2012
3. Gary Pettis	6	1984
Bob Rodgers	6	1962
5. 4 PLAYERS TIED	5	

HOME RUNS

1. Tim Salmon	31	1993
2. MIKE TROUT	30	2012
3. Mark Trumbo	29	2011
4. Ken Hunt	25	1961
5. Devon White	24	1987
Lee Thomas	24	1961

RUNS BATTED IN

1. Wally Joyner	100	1986
2. Tim Salmon	95	1993
3. Mark Trumbo	87	2011
Devon White	87	1987
5. Ken Hunt	84	1961

ON-BASE PCT

(Based on 502 plate appearances)

1. MIKE TROUT	.399	2012
2. Reggie Willits	.391	2007
3. Tim Salmon	.382	1993
4. David Eckstein	.355	2001
5. Lee Thomas	.353	1961

SLUGGING PCT

(Based on 502 plate appearances)

1. MIKE TROUT	.564	2012
2. Tim Salmon	.536	1993
3. Lee Thomas	.491	1961
4. Ken Hunt	.454	1961
5. Mark Trumbo	.477	2011

OPS

(Based on 502 plate appearances)

1. MIKE TROUT	.963	2012
2. Tim Salmon	.918	1993
3. Lee Thomas	.844	1961
4. Ken Hunt	.810	1961
5. Wally Joyner	.805	1986

BASES ON BALLS

1. Tim Salmon	82	1993
2. Reggie Willits	69	2007
3. MIKE TROUT	67	2012
4. Willie Aikens	61	1979
Paul Schaal	61	1965

STRIKEOUTS

1. MIKE TROUT	139	2012
2. Tim Salmon	135	1993
Devon White	135	1987
4. Mark Trumbo	120	2011
Ken Hunt	120	1961

STOLEN BASES

1. MIKE TROUT	49	2012
2. Gary Pettis	48	1984
3. Chad Curtis	43	1992
4. Jose Cardenal	37	1965
5. Jerry Remy	34	1975

SACRIFICE HITS

1. David Eckstein	16	2001
2. Mark McLemore	15	1987
3. Devon White	14	1987
4. Steve Lubratic	13	1983
Dick Schofield	13	1984

SACRIFICE FLIES

1. Wally Joyner	12	1986
2. Tim Salmon	8	1993
Bob Rodgers	8	1962
4. J.B. Shuck	7	2013
MIKE TROUT	7	2012
Bengie Molina	7	2000
Carney Lansford	7	1978

HIT BY PITCH

1. David Eckstein	21	2001
2. Rick Reichardt	13	1966
3. Charlie Dees	8	1963
4. Gary DiSarcina	7	1992
Ron Jackson	7	1976
Dave Chalk	7	1974

GAMES BY POSITION

1B Wally Joyner	152	1986
2B Bobby Knoop	161	1964
SS Gary DiSarcina	157	1992
3B Paul Schaal	153	1965
OF Devon White	159	1987
OF Tim Salmon	140	1993
OF MIKE TROUT	139	2012
C Bob Rodgers	150	1962
DH SHOHEI OHTANI	82	2018

ROOKIE ALL-STARS

OF MIKE TROUT	2012
1B Wally Joyner	1986★
SS Dave Chalk	1974

All CAPS/BOLD — Current Angel

★ Indicates starter



President Ronald Reagan

CLUB HISTORY



CLUB HISTORY

YEARLY LEADERS BATTING

★ Based on 502 plate appearances ★★ Based on 3.1 plate appearances multiplied by games played by Angels
 # Led or tied for league **Bold face indicates club record**

Year	Average★	Games	At Bats	Runs	Hits	Total Bases
1961	Pearson (.288)	Hunt (149)	Hunt (479)	Pearson (92)	L. Thomas (129)	Wagner (232)
1962	L. Thomas (.290)	4 w/ith (160)	Moran (659)	Pearson# (115)	Moran (186)	Wagner (306)
1963	Pearson (.304)	Fregosi, Pearson (154)	Moran (597)	Pearson (92)	Pearson (176)	Wagner (251)
1964	Fregosi (.277)	Knoop (162)	Rodgers (514)	Fregosi (86)	Fregosi (140)	Fregosi (234)
1965	Fregosi (.277)	Fregosi (161)	Fregosi (602)	Fregosi (66)	Fregosi (167)	Fregosi (245)
1966	Cardenal (.276)	Fregosi (162)	Fregosi (611)	Fregosi (78)	Cardenal (155)	Fregosi (239)
1967	Fregosi (.290)	Knoop (159)	Fregosi (590)	Mincher (81)	Fregosi (171)	Mincher (237)
1968	Reichardt (.255)	Fregosi (159)	Fregosi (614)	Fregosi (77)	Fregosi (150)	Reichardt (225)
1969	Johnstone (.270)	Fregosi (161)	Fregosi (580)	Fregosi (78)	Alomar (153)	Fregosi (221)
1970	Johnson# (.329)	Alomar# (162)	Alomar (672)	Fregosi (95)	Johnson (202)	Johnson (282)
1971	Alomar (.260)	Alomar# (162)	Alomar# (689)	Alomar (77)	Alomar (179)	McMullen (234)
1972	Pinson (.275)	Alomar (155)	Alomar (610)	Alomar (65)	Oliver (154)	Oliver (222)
1973	Robinson (.266)	Oliver (151)	Oliver (544)	Robinson (85)	Oliver (144)	Robinson (261)
1974	Rivers (.285)	Doyle (147)	Doyle (511)	Robinson (75)	Rivers, Doyle (133)	Robinson (197)
1975	Rivers (.284)	Rivers (155)	Rivers (616)	Remy (82)	Rivers (175)	Rivers (221)
1976	Remy (.263)	Bochte (146)	Remy (502)	Remy (64)	Remy (132)	Remy (152)
1977	Chalk (.277)	Bonds (158)	Bonds (592)	Bonds (103)	Bonds (156)	Bonds (308)
1978	Bostock (.296)	Baylor (158)	Baylor (591)	Baylor (103)	Bostock (168)	Baylor (279)
1979	Downing (.326)	Baylor# (162)	Lansford (654)	Baylor# (120)	Lansford (188)	Baylor (333)
1980	Carew (.331)	Lansford (151)	Lansford (602)	Lansford (87)	Carew (79)	Carew (236)
1981	Carew★★ (.305)	Burleson# (109)	Burleson (430)	Carew (57)	Burleson (126)	Grich (191)
1982	Carew (.319)	Downing (158)	Downing (623)	Downing (109)	Downing (175)	DeCinces (315)
1983	Carew (.339)	Boone (142)	Carew (472)	Downing (68)	Carew (160)	Lynn (211)
1984	Downing (.275)	Downing (156)	DeCinces (547)	Lynn (84)	Downing (148)	Downing (249)
1985	Carew (.280)	Boone, Downing (150)	Downing (520)	Downing (80)	Downing (137)	Jackson (224)
1986	Joyner (.290)	Joyner, Pettis (154)	Joyner (593)	Pettis (93)	Joyner (172)	Joyner (271)
1987	Joyner (.285)	White (159)	White (639)	Downing (110)	White (168)	Joyner (298)
1988	Ray (.306)	C. Davis, Joyner (158)	Ray (602)	C. Davis, Joyner (81)	Ray (184)	C. Davis (259)
1989	Ray (.289)	Joyner (159)	White (636)	White (86)	Joyner (167)	Joyner (249)
1990	Parrish (.268)	Parrish (133)	Parrish (470)	Winfield (70)	Polonia (135)	Winfield (215)
1991	Joyner (.301)	Gaetti (152)	Polonia (604)	Polonia (92)	Polonia (179)	Joyner (269)
1992	Polonia (.286)	DiSarcina (157)	Polonia (577)	Polonia (83)	Polonia (165)	Polonia (190)
1993	Curtis (.285)	Davis (153)	Curtis (583)	Curtis (94)	Curtis (166)	Salmon (276)
1994	Davis★ (.311)	Curtis (114)	Curtis (453)	Davis (72)	Davis (122)	Davis (220)
1995	Salmon (.330)	Salmon, Snow (143)	Edmonds (558)	Edmonds (120)	Salmon (177)	Salmon (319)
1996	Davis (.292)	Salmon (156)	Anderson (607)	Salmon (90)	Anderson (173)	Salmon (291)
1997	Anderson (.303)	Salmon (157)	Anderson (624)	Hollins (101)	Anderson (189)	Salmon (301)
1998	Edmonds (.307)	DiSarcina (157)	Anderson (622)	Edmonds (115)	Edmonds (184)	Edmonds (303)



CLUB HISTORY

YEARLY LEADERS BATTING



Year	Average★	Games	At Bats	Runs	Hits	Total Bases
1999	Anderson (.303)	Anderson (157)	Anderson (620)	Anderson (89)	Anderson (189)	Anderson (291)
2000	Erstad# (355)	Vaughn (161)	Erstad# (676)	Erstad (121)	Erstad# (240)	Erstad (366)
2001	Anderson (.289)	Anderson, Glaus (161)	Anderson (672)	Glaus (100)	Anderson (194)	Anderson (321)
2002	Kennedy (.312)	Anderson (158)	Anderson (638)	Eckstein (107)	Anderson (195)	Anderson (344)
2003	Anderson (.315)	Anderson (159)	Anderson (638)	Anderson (80)	Anderson (201)	Anderson (345)
2004	Guerrero (.337)	Guerrero (156)	Guerrero (612)	Guerrero# (124)	Guerrero (206)	Guerrero# (366)
2005	Guerrero (.317)	Figgins (158)	Figgins (642)	Figgins (113)	Figgins (186)	Guerrero (294)
2006	Guerrero (.329)	Guerrero (156)	Figgins, Cabrera (607)	Cabrera (95)	Guerrero (200)	Guerrero (335)
2007	Figgins (.330)	Cabrera (155)	Cabrera (638)	Cabrera (101)	Cabrera (192)	Guerrero (314)
2008	Guerrero (.303)	Hunter (146)	Anderson (557)	Hunter, Guerrero (85)	Guerrero (164)	Guerrero (282)
2009	Aybar (.312)	Figgins (158)	Figgins (615)	Figgins (114)	Figgins (183)	Morales (322)
2010	Hunter (.281)	Kendrick (158)	Kendrick (616)	Abreu (89)	Kendrick (172)	Hunter (266)
2011	Galasso (.288)	Hunter (156)	Hunter (580)	Kendrick (86)	Aybar (155)	Trumbo (257)
2012	Trout (.326)	Pujols (154)	Pujols (607)	Trout# (129)	Trout (182)	Trout (315)
2013	Trout (.323)	Trumbo (159)	Trumbo (620)	Trout# (109)	Trout (190)	Trout (328)
2014	Kendrick (.293)	Pujols (159)	Pujols (633)	Trout# (115)	Kendrick (181)	Trout (338)
2015	Tout (.299)	Calhoun, Trout (159)	Calhoun (630)	Trout (104)	Trout (172)	Trout (339)
2016	Trout (.315)	Trout (159)	Calhoun (594)	Trout# (123)	Trout (173)	Trout (302)
2017	Trout (.306)	Simmons (158)	Pujols (593)	Trout (92)	Simmons (164)	Trout (253)
2018	Trout (.312)	Simmons (146)	Simmons (554)	Trout (101)	Simmons (162)	Trout (296)
2019	Trout (.291)	Fletcher (154)	Fletcher (596)	Trout (110)	Fletcher (173)	Trout (303)
2020	Fletcher★★ (.319)	Trout (53)	Fletcher (207)	Trout (41)	Fletcher (66)	Trout (120)
Year	Doubles	Triples	Home Runs	RBI	SB	SF
1961	Hunt (29)	L. Thomas (5)	Wagner (28)	Hunt (84)	Pearson (11)	Wagner (7)
1962	Rodgers (34)	Pearson, Rodgers (6)	Wagner (37)	Wagner (107)	Pearson (15)	Rodgers (8)
1963	Torres (32)	Fregosi (12)	Wagner (26)	Wagner (90)	Pearson (17)	Moran, Wagner (7)
1964	Fregosi, Clinton (22)	Fregosi (9)	Adcock (21)	Fregosi (72)	Fregosi (8)	Rodgers (7)
1965	Knoop (24)	W. Smith (9)	Fregosi (15)	Fregosi (64)	Cardenal (37)	Fregosi, Rodgers (8)
1966	Fregosi (32)	Knoop# (11)	Adcock (18)	Knoop (72)	Cardenal (24)	Knoop# (7)
1967	Fregosi, Mincher (23)	Fregosi (6)	Mincher (25)	Mincher (76)	Cardenal (10)	Rodgers, Schaal (4)
1968	Fregosi (21)	Fregosi# (13)	Reichardt (21)	Reichardt (73)	Davalillo (17)	Repoz# (8)
1969	Fregosi (22)	Fregosi (6)	Reichardt (13)	Reichardt (68)	Alomar (18)	Reichardt, Rodriguez (7)
1970	Fregosi (33)	Johnson, Repoz (6)	Fregosi (22)	Johnson (86)	Alomar (35)	Voss (5)
1971	Alomar (24)	Alomar (3)	McMullen (21)	McMullen (68)	Alomar (39)	Spencer (5)
1972	Pinson (24)	Oliver (5)	Oliver (20)	Oliver (76)	Alomar (20)	Oliver (5)
1973	Robinson (29)	Pinson (6)	Robinson (30)	Robinson (97)	Alomar (25)	Pinson (7)
1974	Robinson (26)	Rivers# (11)	Robinson (20)	Robinson (63)	Rivers (30)	Valentine, Llenas (7)
1975	Chalk (24)	Rivers# (13)	Stanton (14)	Stanton (82)	Rivers# (70)	Chalk (9)
1976	Jackson (18)	5 with (3)	Bonds (10)	Bonds (54)	Remy (35)	3 tied (5)
1977	Bonds, Chalk (27)	Remy (10)	Bonds (37)	Bonds (115)	Bonds, Remy (41)	Bonds (10)
1978	Rudi (17)	Jackson (6)	Baylor (34)	Baylor (99)	Baylor (22)	Baylor# (12)
1979	Baylor (33)	4 tied (5)	Baylor (36)	Baylor# (139)	Baylor (22)	Ford# (13)





CLUB HISTORY

YEARLY LEADERS BATTING

Year	Doubles	Triples	Home Runs	RBI	SB	SF
1980	Carew (34)	Carew (7)	Thompson (17)	Lansford (80)	Carew (23)	Lansford# (11)
1981	Baylor (18)	Hobson (4)	Grich# (22)	Baylor (66)	Carew (16)	Baylor (6)
1982	DeCinces (42)	3 tied (5)	Jackson# (39)	Jackson (101)	Baylor, Carew (10)	DeCinces (9)
1983	Carew (24)	4 tied (3)	Lynn (22)	Lynn (74)	Pettis (8)	DeCinces (8)
1984	Downing, Lynn (28)	Pettis (6)	Jackson (25)	Downing (91)	Pettis (48)	DeCinces (12)
1985	Jackson (27)	Pettis (8)	Jackson (27)	Downing, Jackson (85)	Pettis (56)	DeCinces (7)
1986	Downing, Joyner (27)	Schofield (6)	DeCinces (26)	Joyner (100)	Pettis (50)	Joyner (12)
1987	Joyner, White (33)	Howell, White (5)	Joyner (34)	Joyner (117)	White (32)	Joyner (10)
1988	Ray (42)	Ray (7)	Downing (25)	C. Davis (93)	Schofield (20)	C. Davis (10)
1989	Joyner (30)	White (13)	Davis (22)	Davis (90)	White (44)	Ray (12)
1990	Ray (23)	Polonia (9)	Parrish (24)	Winfield (78)	White (21)	Winfield (7)
1991	Joyner (34)	Polonia (8)	Winfield (28)	Joyner (96)	Polonia (48)	Winfield (6)
1992	Felix (22)	Felix (5)	Gaetti (12)	Felix (72)	Polonia (51)	Felix (9)
1993	Salmon (35)	Polonia (6)	Salmon (31)	Davis (112)	Polonia (55)	Salmon (8)
1994	Curtis (23)	Curtis (4)	Davis (26)	Davis (84)	Curtis (25)	Davis (6)
1995	Salmon (34)	DiSarcina (6)	Salmon (34)	Edmonds (107)	Phillips, Hudler (13)	Davis (9)
1996	Anderson (33)	DiSarcina, Salmon (4)	Salmon (30)	Salmon (98)	Hudler (14)	Davis (6)
1997	Anderson (36)	Alicea (7)	Salmon (33)	Salmon (129)	Erstad (23)	Salmon (11)
1998	Edmonds (42)	Anderson (7)	Salmon (26)	Edmonds (91)	Erstad (20)	Salmon (10)
1999	Anderson (36)	Erstad (5)	Vaughn (33)	Vaughn (108)	Erstad, Velarde (13)	Anderson, Salmon (6)
2000	Anderson (40)	Kennedy (11)	Glaus# (47)	Anderson, Vaughn (117)	Erstad (28)	Anderson (9)
2001	Anderson (39)	Gil, Spiezo (4)	Glaus (41)	Anderson (123)	Eckstein (29)	Kennedy (9)
2002	Anderson# (56)	3 tied (6)	Glaus (30)	Anderson (123)	Erstad (23)	Anderson (10)
2003	Anderson# (49)	Spiezo (7)	Anderson (29)	Anderson (116)	Kennedy (22)	Spiezo (7)
2004	Guerrero (39)	Figgins (17)	Guerrero (39)	Guerrero (126)	Figgins (34)	Guerrero (8)
2005	Anderson (34)	Figgins (10)	Guerrero (32)	Guerrero (108)	Figgins# (62)	B. Molina (6)
2006	Cabrera (45)	Figgins (8)	Guerrero (33)	Guerrero (116)	Figgins (52)	Cabrera# (11)
2007	Guerrero (45)	Figgins (6)	Guerrero (27)	Guerrero (125)	Figgins (41)	Cabrera (11)
2008	Hunter (37)	Aybar (5)	Guerrero (27)	Guerrero (91)	Figgins (34)	Rivera (8)
2009	Morales (43)	Aybar (9)	Morales (34)	Morales (108)	Figgins (42)	Abreu (9)
2010	Abreu, Kendrick (41)	3 tied (4)	Napoli (26)	Hunter (90)	Abreu (24)	Abreu, Kendrick (5)
2011	Izturis (35)	Bourjos (11)	Trumbo (29)	Trumbo (87)	Aybar (30)	Trumbo, Izturis (4)
2012	Pujols (50)	Trout (8)	Trumbo (32)	Pujols (105)	Trout# (49)	Trout (7)
2013	Trout (39)	Trout (34)	Trumbo (100)	Trumbo (33)	Trout (9)	Hamilton
2014	Trout (39)	Trout (9)	Trout (36)	Trout# (111)	Trout, Aybar (16)	Trout
2015	Trout (32)	Trout (41)	Trout (95)	Pujols (15)	Aybar (6)	Giavotella
2016	Calhoun (35)	Calhoun, Trout (5)	Pujols (31)	Pujols (119)	Trout (30)	Pujols (6)
2017	Simmons (38)	Trout (3)	Trout (33)	Pujols (101)	Maybin (29)	Simmons (8)
2018	Simmons (26)	Simmons (5)	Trout (39)	Upton (85)	Trout (24)	Calhoun, Upton (8)
2019	Fletcher (30)	Ohtani (5)	Trout (45)	Trout (104)	Ohtani (12)	Pujols (8)
2020	Fletcher (13)	3 tied (2)	Trout (17)	Trout (46)	Ohtani (7)	Trout (4)

CLUB HISTORY

CLUB BATTING STATS BY YEAR



	AVG	AB	R	H	2B	3B	HR	RBI	SH	SF	SB	CS
1961	.245	5424	744	1331	218	22	189	700	80	37	37	28
1962	.250	5499	718	1377	232	35	137	667	82	43	46	27
1963	.250	5506	597	1378	208	38	95	551	84	46	43	30
1964	.243	5332	544	1297	186	27	102	508	78	37	49	39
1965	.239	5354	527	1279	200	36	97	486	93	44	107	57
1966	.232	5360	604	1244	179	54	122	562	69	46	80	54
1967	.238	5307	567	1265	170	37	114	524	88	23	40	36
1968	.227	5331	498	1209	170	33	83	453	75	37	62	50
1969	.225	5416	528	1221	151	29	88	480	75	41	54	39
1970	.251	5532	631	1391	197	40	114	597	69	37	69	27
1971	.231	5495	511	1271	213	18	96	477	83	31	72	34
1972	.242	5165	454	1249	171	26	78	420	66	25	57	37
1973	.253	5505	629	1395	183	29	93	595	60	45	59	47
1974	.254	5401	618	1372	203	31	95	550	82	48	119	79
1975	.246	5377	628	1324	195	41	55	572	97	47	220★	108
1976	.235	5385	550	1265	210	23	63	511	92	48	126	80
1977	.255	5410	675	1380	233	40	131	636	74	51	159	89
1978	.259	5472	691	1417	226	28	108	646	72	56	86	69
1979	.282	5550	866★	1563	242	43	164	808★	79	56	100	52
1980	.265	5443	698	1442	236	32	106	655	75	44	91	63
1981	.256	3688	476	944	134	16	97	439	51	30	44	33
1982	.274	5532	814	1518	268	26	186	760	114★	56★	55	53
1983	.260	5640	722	1467	241	22	154	682	68	46	41	39
1984	.249	5470	696	1363	211	30	150	649	65	46	80	51
1985	.251	5442	732	1364	215	31	153	685	99	35	106	51
1986	.255	5433	786	1387	236	36	167	743	91★	61★	109	42
1987	.252	5570	770	1406	257	26	172	709	70	36	125	44
1988	.261	5582	714	1458	258	31	124	660	63	52	86	52
1989	.256	5543	669	1421	207	37	145★	623	54	46	89	40
1990	.260	5570	690	1448	237	27	147	646	58	45	68	43★
1991	.255	5470	653	1396	245	29	115	607	63	31	94	56
1992	.243	5364	579	1306	202	20	88	537	56	40	160	101
1993	.260	5391	684	1399	259	24	114	644	50	46	169	100★
1994	.264	3943	543	1042	178	16	120	518	42	29	65	54
1995	.277	5019	801	1390	252	25	186	761	33	38	57	39
1996	.276	5686	762	1571	256	24	192	727	45	33	53	39
1997	.272	5628	829	1531	279	25	161	775	40	57	126	72
1998	.272	5630	787	1530	314	27	147	739	49	41	93	45
1999	.256	5494	711	1404	248	22	158	673	41	42	71	45
2000	.280	5628	864	1574	309	34	236	837	47	43	93	52
2001	.261	5551	691	1447	275	26	158	662	46	53	116	52
2002	.282★	5678★	851	1603★	333	32	152	811	49★	64	117	51
2003	.268	5487	736	1473	276	33	150	687	50	50	129	61
2004	.282★	5675	836	1603	272	37	162	783	56	41	143★	46
2005	.270	5624	761	1520	278	30	147	726	43	39	161★	57
2006	.274	5609	766	1539	309	29	159	737	31	53	148★	57
2007	.284	5554	822	1578	324	23	123	776	32	65	139	55
2008	.268	5540	765	1486	274	25	159	721	32	50	129	48
2009	.285★	5622	883	1604★	293	33	173	841	43	52	148	63
2010	.248	5488	681	1363	276	19	155	656	42	37	104	52
2011	.253	5513	667	1394	289	34	155	629	50	32	135	52
2012	.274★	5536	767	1518	273	22	187	732	47★	41	134	33
2013	.264	5588	733	1476	270	39★	164	696	37	64★	82	34
2014	.259	5652★	773★	1464	304	31	155	729	26	54	81	39
2015	.246	5417	661	1331	243	21	176	621	37	40	52	34
2016	.260	5431	717	1410	279	20	156	686	36	49	73	34
2017	.243	5415	710	1314	251	14	186	678	17	46	136	44
2018	.242	5472	721	1323	249	23	214	690	7	39	89	22
2019	.247	5542	769	1368	268	21	220	734	4	42	65	20
2020	.248	2020	294	501	97	8	85	285	6	18	21	8

★Led or tied for League lead

CLUB HISTORY



CLUB HISTORY

CLUB DESIGNATED HITTERS

	AVG	AB	R	H	TB	2B	3B	HR	RBI	SH	SF	BB	SO	SB	CS
1973	.255	604	88	154	276	27	1	31	100	2	3	90	105	1	2
1974	.240	572	85	137	242	32	2	23	78	1	8	101	110	8	2
1975	.225	579	75	130	195	22	2	13	80	6	13	90	102	24	9
1976	.251	618	66	155	226	29	3	12	77	6	6	58	93	11	7
1977	.242	592	83	143	245	30	3	22	73	3	4	73	104	20	12
1978	.240	604	96	145	256	25	1	28	92	2	9	71	103	13	6
1979	.318	616	110	196	340	31	1	37	134	2	7	80	82	14	6
1980	.310	609	88	189	267	29	2	15	101	1	11	74	74	8	11
1981	.233	407	55	95	170	17	2	18	72	0	6	47	52	4	3
1982	.261	637	85	166	274	25	1	27	103	0	8	61	75	10	4
1983	.257	635	84	163	247	21	0	21	82	2	5	76	138	2	6
1984	.230	613	76	141	253	21	2	29	96	2	1	69	152	8	4
1985	.225	605	88	136	244	27	3	25	97	2	7	84	143	6	5
1986	.249	602	94	150	249	21	3	24	76	1	5	109	142	1	3
1987	.278	630	106	175	300	35	3	28	89	3	3	95	74	3	5
1988	.237	608	91	144	249	20	2	27	80	6	6	91	78	5	4
1989	.277	629	67	174	260	32	3	16	72	1	5	61	105	0	2
1990	.285	617	89	176	280	35	3	21	87	0	7	88	96	2	5
1991	.236	636	67	150	233	28	2	17	73	1	4	48	130	8	5
1992	.247	647	77	160	226	27	3	11	62	4	3	34	102	18	15
1993	.245	624	83	153	269	35	0	27	119	0	1	74	146	5	5
1994	.309	424	74	131	229	18	1	26	84	1	6	72	96	3	2
1995	.302	530	101	160	252	26	0	22	99	0	10	103	97	5	4
1996	.278	612	80	170	288	26	1	30	106	2	7	94	115	5	2
1997	.237	595	78	141	213	25	1	15	62	3	9	72	107	13	6
1998	.288	565	95	163	278	36	2	25	100	1	10	101	128	2	2
1999	.258	590	66	152	268	29	0	29	106	1	2	51	118	5	1
2000	.275	578	93	159	264	27	0	26	81	1	1	86	96	8	5
2001	.212	572	40	121	163	18	0	8	56	5	6	48	132	8	7
2002	.280	589	93	165	294	43	7	24	86	2	4	46	78	12	3
2003	.256	574	65	147	239	30	1	20	86	1	4	66	99	6	6
2004	.240	575	80	138	233	25	2	22	74	0	5	65	121	9	3
2005	.255	584	78	149	221	26	2	14	69	4	7	54	102	15	5
2006	.294	586	92	172	290	27	2	29	97	0	4	52	98	9	3
2007	.257	591	85	152	231	23	1	18	79	1	4	47	78	6	7
2008	.271	597	83	162	289	21	3	24	89	2	5	98	115	3	0
2009	.296	622	104	184	292	31	1	25	93	3	1	46	99	7	2
2010	.231	559	59	129	209	27	1	17	72	2	5	71	122	1	2
2011	.237	573	68	136	209	25	3	14	70	1	4	87	126	19	7
2012	.273	607	84	166	284	33	2	27	91	0	2	37	139	3	0
2013	.264	602	73	159	249	29	2	19	81	0	4	69	138	4	0
2014	.253	593	72	150	262	27	2	27	97	1	7	47	148	6	8
2015	.235	570	67	134	231	26	1	23	77	1	6	44	103	6	3
2016	.258	594	72	153	262	20	1	29	115	0	6	50	86	10	2
2017	.239	607	58	145	235	18	0	24	102	0	5	42	98	9	1
2018	.267	577	84	154	285	28	2	33	97	0	3	63	155	12	5
2019	.253	601	81	152	264	33	5	23	84	0	7	55	146	15	4
2020	.178	225	35	40	84	8	0	12	34	0	0	33	65	7	1

HUNDRED HOME RUN HALOS

There have been 19 players to connect for 100 home runs or more in an Angels uniform...

1. Mike Trout (2011-) 302
2. Tim Salmon (1992-2006) 299
3. Garret Anderson (1994-2008) 272
4. Brian Downing (1978-1990) 222
5. Albert Pujols (2012-) 217
6. Troy Glaus (1998-2004) 182
7. Vladimir Guerrero (2004-2009) 173
8. Chili Davis (1988-1996) 156
9. Bobby Grich (1977-1986) 154
10. Don Baylor (1977-1982) 141
11. Kole Calhoun (2012-2019) 140
12. Doug DeCinces (1982-1987) 130
13. Reggie Jackson (1982-1986) 123
14. Jim Edmonds (1993-1999) 121
15. Wally Joyner (1986-1991, 2001) 117
16. Jim Fregosi (1961-1971) 115
17. Darin Erstad (1996-2006) 114
18. Torii Hunter (2008-2012) 105
19. Jack Howell (1985-90, 1996-97) 100

CLUB HISTORY

CLUB PINCH HITTER



	AVG	AB	R	H	2B	3B	HR	RBI	SF	BB	SO	SB
1961	.239	247	21	59	8	0	7	30	2	34	50	0
1962	.166	187	18	31	4	1	5	33	4	32	59	0
1963	.207	193	13	40	4	0	2	21	3	22	49	1
1964	.267	191	19	51	7	1	2	25	2	23	39	0
1965	.202	208	14	42	3	1	1	17	1	25	41	3
1966	.217	203	21	44	5	0	4	23	3	32	52	0
1967	.204	216	23	44	4	0	3	25	1	29	49	0
1968	.215	242	11	52	1	0	2	32	6	30	55	0
1969	.214	201	12	43	5	0	1	25	3	32	41	0
1970	.203	236	13	48	4	0	2	28	7	11	60	0
1971	.231	216	16	50	6	0	4	31	4	27	40	0
1972	.250	172	25	43	5	0	3	38	3	25	38	0
1973	.247	174	23	43	5	0	3	38	4	25	40	1
1974	.214	154	11	33	8	0	1	33	7	25	25	2
1975	.224	107	8	24	7	1	0	27	2	16	30	1
1976	.223	148	13	33	3	1	1	22	1	21	43	0
1977	.248	137	10	34	6	0	3	22	1	18	30	0
1978	.202	99	5	20	1	0	2	22	0	13	23	2
1979	.262	65	6	17	3	1	0	13	1	11	12	1
1980	.282	117	10	33	7	0	2	27	0	14	25	0
1981	.148	54	0	8	1	0	0	5	1	2	10	1
1982	.338	65	9	22	8	0	1	17	1	13	17	1
1983	.277	101	12	28	5	0	4	22	0	7	23	0
1984	.271	129	12	35	6	0	3	17	2	12	26	0
1985	.188	149	13	28	4	1	2	22	0	30	36	1
1986	.256	125	22	32	5	0	4	22	2	27	26	1
1987	.327	147	22	48	7	2	9	35	0	13	32	0
1988	.286	140	20	40	4	2	3	31	4	19	27	0
1989	.206	63	2	13	2	3	1	9	0	3	26	0
1990	.184	98	4	18	0	1	2	10	1	10	21	1
1991	.230	74	7	17	3	0	2	10	0	3	9	1
1992	.233	133	11	31	4	0	3	22	3	17	31	1
1993	.272	103	11	28	2	2	3	15	1	15	24	0
1994	.262	84	11	22	2	0	2	11	0	14	25	0
1995	.252	127	6	32	6	0	1	22	1	7	22	1
1996	.252	127	10	32	4	0	7	20	0	12	21	0
1997	.211	71	9	15	5	0	0	8	1	9	19	0
1998	.200	100	5	20	7	0	0	9	0	12	23	0
1999	.234	111	15	26	6	0	2	11	2	20	35	0
2000	.231	82	12	19	3	0	2	11	2	22	19	1
2001	.245	102	16	25	3	1	4	15	2	7	28	1
2002	.288	118	12	34	6	1	2	20	0	7	27	5
2003	.313	99	14	31	9	0	1	18	0	12	25	2
2004	.260	77	13	20	4	0	2	11	1	7	26	4
2005	.234	77	10	18	6	0	1	12	1	10	16	1
2006	.171	82	13	14	2	3	4	8	1	16	28	2
2007	.250	84	12	34	7	0	2	10	2	13	23	2
2008	.182	66	2	12	2	1	0	13	1	3	12	1
2009	.308	65	11	20	1	0	2	12	0	9	15	1
2010	.171	76	9	13	0	0	0	5	1	12	24	2
2011	.145	76	6	11	2	0	2	9	2	9	21	2
2012	.194	67	7	13	2	0	2	17	1	3	18	2
2013	.225	71	11	16	2	0	3	6	0	12	23	0
2014	.238	105	10	25	6	1	1	17	2	1	28	0
2015	.238	101	8	22	3	0	1	14	1	2	23	0
2016	.171	82	9	14	4	0	1	11	0	13	29	0
2017	.253	99	9	25	5	0	1	19	1	8	27	5
2018	.162	99	13	16	3	0	5	14	0	11	38	3
2019	.205	83	6	17	1	0	2	14	1	13	35	0
2020	.211	19	1	4	1	0	0	1	0	1	8	0





CLUB HISTORY

CAREER LEADERS PITCHING

COMBINED ERA ★

1. Dean Chance	2.83
2. Nolan Ryan	3.07
3. Frank Tanana	3.08
4. George Brunet	3.13
5. Clyde Wright	3.28
6. Jered Weaver	3.55
7. Rudy May	3.67
8. Chuck Finley	3.72
9. Mike Witt	3.76
10. John Lackey	3.81

WINS

1. Chuck Finley	165
2. Jered Weaver	150
3. Nolan Ryan	138
4. Mike Witt	109
5. Frank Tanana	102
6. John Lackey	102
7. Ervin Santana	96
8. Mark Langston	88
9. Clyde Wright	87
10. Kirk McCaskill	78

LOSSES

1. Chuck Finley	140
2. Nolan Ryan	121
3. Mike Witt	107
4. Jered Weaver	93
5. Clyde Wright	85
6. Ervin Santana	80
7. Frank Tanana	78
8. Rudy May	76
9. Mark Langston	74
Kirk McCaskill	74
Jim Abbott	74

GAMES

1. Troy Percival	579
2. Scot Shields	491
3. Chuck Finley	436
4. Francisco Rodriguez	408
5. Jered Weaver	322
6. Kevin Jepsen	315
7. Mike Witt	314
8. Dave LaRoche	304
9. Mike Holtz	301
10. Nolan Ryan	291

STARTS

1. Chuck Finley	379
2. Jered Weaver	322
3. Nolan Ryan	288
4. Mike Witt	272
5. John Lackey	233
Ervin Santana	233
7. Frank Tanana	218
8. Mark Langston	210
9. Kirk McCaskill	189
Clyde Wright	189

COMPLETE GAMES

1. Nolan Ryan	156
2. Frank Tanana	92
3. Mike Witt	70
4. Chuck Finley	57
5. Clyde Wright	51
6. Dean Chance	48
7. Andy Messersmith	42
Geoff Zahn	42
9. Rudy May	35
Bill Singer	35

SHUTOUTS

1. Nolan Ryan	40
2. Frank Tanana	24
3. Dean Chance	21
4. George Brunet	14
Chuck Finley	14
6. Geoff Zahn	13
7. Rudy May	12
8. Kirk McCaskill	11
Andy Messersmith	11
10. Mike Witt	10

SAVES-(BLOWN SAVES)-RATE

1. Troy Percival	316 (50)	86.3%
2. Francisco Rodriguez	208 (33)	86.3%
3. Bryan Harvey	126 (28)	81.8%
4. Ernesto Frieri	71 (10)	87.7%
Brian Fuentes	71 (11)	86.6%
6. Huston Street	66 (10)	86.8%
7. Dave LaRoche	65 (22)	74.7%
8. Donnie Moore	61 (21)	74.4%
9. Bob Lee	58 (19)	75.3%
10. Joe Grahe	45 (11)	80.4%

STARTERS ERA

1. Dean Chance	2.86
2. Andy Messersmith	2.94
3. Nolan Ryan	3.05
4. Frank Tanana	3.08
5. George Brunet	3.12
6. Clyde Wright	3.27
7. Jim McGlothlin	3.29
8. Fred Newman	3.44
9. Garrett Richards	3.45
10. Jered Weaver	3.55

INNINGS PITCHED

1. Chuck Finley	2,675
2. Nolan Ryan	2,181.1
3. Jered Weaver	2,025
4. Mike Witt	1,965.1
5. Frank Tanana	1,615.1
6. John Lackey	1,501
7. Ervin Santana	1,475.2
8. Mark Langston	1,445.1
9. Clyde Wright	1,403.1
10. Dean Chance	1,236.2

HITS

1. Chuck Finley	2,544
2. Mike Witt	1,932
3. Jered Weaver	1,861
4. Nolan Ryan	1,520
5. John Lackey	1,519
6. Frank Tanana	1,461
7. Ervin Santana	1,444
8. Mark Langston	1,341
9. Clyde Wright	1,310
10. Kirk McCaskill	1,191

HOME RUNS

1. Chuck Finley	254
2. Jered Weaver	246
3. Ervin Santana	203
4. Mike Witt	167
5. John Lackey	151
6. Jarrod Washburn	150
7. Frank Tanana	146
8. Mark Langston	145
9. Ramon Ortiz	136
10. Nolan Ryan	115

BASES ON BALLS

1. Nolan Ryan	1,302
2. Chuck Finley	1,118
3. Mike Witt	656
4. Mark Langston	551
5. Jered Weaver	539
6. Rudy May	484
7. Ervin Santana	475
8. Dean Chance	462
9. Clyde Wright	449
10. Kirk McCaskill	448

STRIKEOUTS

1. Nolan Ryan	2,416
2. Chuck Finley	2,151
3. Jered Weaver	1,598
4. Mike Witt	1,283
5. Frank Tanana	1,233
6. John Lackey	1,201
7. Ervin Santana	1,167
8. Mark Langston	1,112
9. Dean Chance	857
10. Rudy May	844

MOST SO/9 IP *

1. Ernesto Frieri	12.62
2. Francisco Rodriguez	11.70
3. Justin Anderson	11.17
4. Jordan Walden	10.83
5. Bryan Harvey	10.68
6. Blake Parker	10.50
7. Troy Percival	10.43
8. Nolan Ryan	9.97
9. Noé Ramirez	9.88
10. TY BUTTREY	9.55

FEWEST HITS/9 IP *

1. Troy Percival	6.03
2. Francisco Rodriguez	6.08
3. Ken Tatum	6.12
4. Nolan Ryan	6.27
5. Bryan Harvey	6.41
6. Andy Messersmith	6.53
7. Bob Lee	6.62
8. Ernesto Frieri	6.66
9. Michael Kohn	6.85
10. Blake Parker	6.94

LOWEST WHIP*

1. Blake Parker	1.03
2. Ken Tatum	1.05
3. Joe Smith	1.08
4. Bob Lee	1.09
5. Troy Percival	1.10
6. Art Fowler	1.11
7. Hansel Robles	1.11
8. Francisco Rodriguez	1.11
9. Bryan Harvey	1.12
10. Fernando Salas	1.13

RELIEF ERA *

1. Bob Lee	1.97
2. Scott Downs	2.10
3. Ken Tatum	2.16
4. Francisco Rodriguez	2.35
5. Bryan Harvey	2.49
6. Greg Minton	2.66
7. Donnie Moore	2.75
8. Dan Aase	2.76
9. Mark Eichhorn	2.81
10. Lloyd Allen	2.82

FEWEST BB/9 IP*

1. Matt Shoemaker	2.13
2. Paul Hartzell	2.14
3. Fernando Salas	2.20
4. Ken Forsch	2.24
5. Tom Morgan	2.27
6. Fred Newman	2.27
7. Mark Eichhorn	2.31
8. Minnie Rojas	2.34
9. Frank Tanana	2.35
10. Blake Parker	2.36

FEWEST HR/9 IP*

1. Mark Eichhorn	0.32
2. Mark Clear	0.32
3. Greg Minton	0.35
4. Dean Chance	0.44
5. Fernando Rodney	0.45
6. Nolan Ryan	0.47
7. Lloyd Allen	0.49
8. Scott Downs	0.49
9. Paul Hartzell	0.49
10. Kevin Jepsen	0.51

RELIEF WINS

1. Scot Shields	42
2. Dave LaRoche	34
3. Shigetoshi Hasegawa	30
4. Troy Percival	29
5. Luis Sanchez	28
6. Francisco Rodriguez	23
Brendan Donnelly	23
8. Mark Clear	22
9. Minnie Rojas	21
10. Four players tied	19

ALL CAPS/BOLD — Current Angel

★ Minimum of 1000 IP

Minimum of 90 starts

* Minimum of 100 games

CLUB HISTORY

SINGLE SEASON PITCHING



ERA			
(based on min. of 162 IP)			
1.	Dean Chance	1.65	1964★
2.	Nolan Ryan	2.28	1972
3.	Chuck Finley	2.40	1990
4.	Jered Weaver	2.41	2011
5.	Frank Tanana	2.43	1976
6.	Andy Messersmith	2.52	1969
7.	Frank Tanana	2.54	1977★
8.	George Brunet	2.56	1965
9.	Chuck Finley	2.57	1989
10.	Rickey Clark	2.59	1967

WINS			
1.	Nolan Ryan	22	1974
	Clyde Wright	22	1970
3.	Bartolo Colon	21	2005★
	Nolan Ryan	21	1973
5.	Jered Weaver	20	2012H
	Bill Singer	20	1973
	Andy Messersmith	20	1971
	Dean Chance	20	1964★
9.	John Lackey	19	2007
	Mark Langston	19	1991
	Nolan Ryan	19	1977
	Frank Tanana	19	1976
	Nolan Ryan	19	1972

LOSSES			
1.	Kirk McCaskill	19	1991★
	Frank Tanana	19	1974
	Clyde Wright	19	1973
	George Brunet	19	1967★
5.	Jim Abbott	18	1996★
	Nolan Ryan	18	1976
	Dean Chance	18	1963

GAMES			
1.	Scot Shields	78	2005
2.	José Álvarez	76	2018
	Joe Smith	76	2014
	Francisco Rodriguez	76	2008★
5.	Dane De La Rosa	75	2013
6.	Kevin Jepsen	74	2014
	Scot Shields	74	2006
8.	TY BUTTREY	72	2019
	Fernando Salas	72	2015
	Fernando Rodney	72	2010
	Minnie Rojas	72	1967

STARTS			
1.	Nolan Ryan	41	1974
2.	Bill Singer	40	1973
3.	Nolan Ryan	39	1976
	Nolan Ryan	39	1973
	Nolan Ryan	39	1972
	Clyde Wright	39	1970
7.	Andy Messersmith	38	1971
	Tom Murphy	38	1970
9.	Nolan Ryan	37	1977
	Clyde Wright	37	1971
	George Brunet	37	1967
	Dean Chance	37	1966

COMPLETE GAMES			
1.	Nolan Ryan	26	1974
	Nolan Ryan	26	1973
3.	Frank Tanana	23	1976
4.	Nolan Ryan	22	1977★
5.	Nolan Ryan	21	1976
6.	Frank Tanana	20	1977
	Nolan Ryan	20	1972
8.	Bill Singer	19	1973
9.	Nolan Ryan	17	1979
10.	Ed Figueroa	16	1975
	Frank Tanana	16	1975

SHUTOUTS			
1.	Dean Chance	11	1964★
2.	Nolan Ryan	9	1972★
3.	Frank Tanana	7	1977★
	Nolan Ryan	7	1976★
5.	Jim McGlothlin	6	1967

SAVES			
1.	Francisco Rodriguez	62	2008★
2.	Brian Fuentes	48	2009★
3.	Francisco Rodriguez	47	2006★
4.	Bryan Harvey	46	1991★
5.	Francisco Rodriguez	45	2005★
6.	Troy Percival	42	1998
7.	Huston Street	40	2015
	Francisco Rodriguez	40	2007
	Troy Percival	40	2002
10.	Troy Percival	39	2001

INNINGS PITCHED			
1.	Nolan Ryan	332.2	1974★
2.	Nolan Ryan	326	1973
3.	Bill Singer	315.2	1973
4.	Nolan Ryan	299	1977
5.	Frank Tanana	288.1	1976
6.	Nolan Ryan	284.1	1976
7.	Nolan Ryan	284	1972
8.	Dean Chance	278.1	1964★
9.	Andy Messersmith	276.2	1971
	Clyde Wright	276.2	1971

HOME RUNS			
1.	Ramon Ortiz	40	2002★
	Shawn Boskie	40	1996★
3.	Ervin Santana	39	2012★
4.	Bartolo Colon	38	2004
	Don Sutton	38	1987
6.	Jered Weaver	37	2016
	Allen Watson	37	1997★
8.	Ricky Nolasco	35	2017
9.	Jarrod Washburn	34	2003★
	Mike Witt	34	1987

BASES ON BALLS			
1.	Nolan Ryan	204	1977★
2.	Nolan Ryan	202	1974★
3.	Nolan Ryan	183	1976★
4.	Nolan Ryan	162	1973★
5.	Nolan Ryan	157	1972★
6.	Nolan Ryan	148	1978★
7.	Nolan Ryan	132	1975
8.	Bill Singer	130	1973
9.	Bo Belinsky	122	1962★
10.	Andy Messersmith	121	1971

STRIKEOUTS			
1.	Nolan Ryan	383	1973★
2.	Nolan Ryan	367	1974★
3.	Nolan Ryan	341	1972★
4.	Nolan Ryan	329	1977★
5.	Nolan Ryan	327	1976★
6.	Frank Tanana	269	1975★
7.	Frank Tanana	261	1976
8.	Nolan Ryan	260	1978★
9.	Bill Singer	241	1973
10.	Jered Weaver	233	2010★

MDSO'S/IP			
(min. of 162 IP)			
1.	Nolan Ryan	10.57	1973★
2.	Nolan Ryan	10.43	1972★
3.	Nolan Ryan	10.35	1976★
4.	Nolan Ryan	10.26	1977★
5.	Nolan Ryan	9.97	1978★
6.	Nolan Ryan	9.93	1974★
7.	Frank Tanana	9.41	1975★
8.	Jered Weaver	9.35	2010
9.	Nolan Ryan	9.01	1979★
10.	ANDREW HEANEY	9.00	2018

FEWEST HITS/9 IP			
(min. of 162 IP)			
1.	Nolan Ryan	5.26	1972★
2.	Nolan Ryan	5.96	1977★
3.	Nolan Ryan	5.98	1974★
4.	Andy Messersmith	6.08	1969★
5.	Nolan Ryan	6.11	1976★
6.	Dean Chance	6.27	1964
7.	Nolan Ryan	6.57	1973
8.	Garrett Richards	6.62	2014
9.	Frank Tanana	6.62	1976
10.	Andy Messersmith	6.63	1972

FEWEST BB'S/IP			
1.	Paul Byrd	1.23	2005
2.	Dan Haren	1.25	2011★
3.	Ken Forsch	1.59	1981
4.	Bert Blyleven	1.64	1989
5.	Bartolo Colon	1.74	2005
6.	Paul Hartzell	1.81	1977
7.	Fred Newman	1.85	1964
8.	Tommy John	1.88	1983
9.	Don Sutton	1.93	1987
10.	Ervin Santana	1.93	2008

LOWEST WHIP			
(min. of 162 IP)			
1.	Frank Tanana	0.99	1976
2.	Dean Chance	1.01	1964
3.	Jered Weaver	1.01	2011
4.	Jered Weaver	1.02	2012
5.	Dan Haren	1.02	2011
6.	Garrett Richards	1.04	2014
7.	George Brunet	1.06	1968
8.	Jered Weaver	1.07	2010
9.	Andy Messersmith	1.08	1969
10.	Mike Witt	1.08	1986

FEWEST HR/9 IP			
(min. of 162 IP)			
1.	Dean Chance	0.23	1964★
2.	Andy Messersmith	0.27	1972
3.	Garrett Richards	0.27	2014★
4.	Paul Hartzell	0.33	1976
5.	Nolan Ryan	0.36	1977★
6.	Dean Chance	0.36	1963
7.	Mike Witt	0.40	1982★
8.	George Brunet	0.41	1965
9.	Nolan Ryan	0.41	1976
10.	Ken Forsch	0.41	1981

RELIEF WINS			
1.	Minnie Rojas	12	1967
	Jack Sanford	12	1966
3.	Mark Clear	11	1980
	Mark Clear	11	1979
5.	Jose Arredondo	10	2008
	Scot Shields	10	2005
	Shigetoshi Hasegawa	10	2000
	Dave LaRoche	10	1978
	Mark Petkovsek	10	1999
	Luis Sanchez	10	1983

RELIEF APPEARANCES			
1.	Scot Shields	78	2005
2.	José Álvarez	76	2018
	Joe Smith	76	2014
	Francisco Rodriguez	76	2008★
5.	Dane De La Rosa	75	2013
6.	Kevin Jepsen	74	2014
	Scot Shields	74	2006
8.	TY BUTTREY	72	2019
	Fernando Salas	72	2015
	Fernando Rodney	72	2010
	Minnie Rojas	72	1967

SAVES—BLOWN SAVES PCT.			
(min. 30 saves)			
1.	Troy Percival	39-3	92.9 2001
2.	Troy Percival	36-3	92.3 1996★
3.	Francisco Rodriguez	47-4	92.2 2006
4.	Troy Percival	40-4	90.9 2002
5.	Ernesto Frieri	37-4	90.2 2013
	Lee Smith	37-4	90.2 1995
7.	Francisco Rodriguez	45-5	90.0 2005
8.	Francisco Rodriguez	62-7	89.9 2008
9.	Troy Percival	33-4	89.2 2003
10.	Huston Street	40-5	88.9 2015

ALL CAPS/BOLD — Current Angels
★Led or tied for league lead

CLUB HISTORY



CLUB HISTORY

ROOKIE SEASON PITCHING

WINS

1. Matt Shoemaker	16	2014
2. Frank Tanana	14	1974
Marcelino Lopez	14	1965
Dean Chance	14	1962
5. Jason Dickson	13	1997

GAMES

1. Dane De La Rosa	75	2013
2. TY BUTTREY	72	2019
3. Noé Ramirez	69	2018
Bill Kelso	69	1967
4. Keynan Middleton	64	2017
José Álvarez	64	2015
Jason Bulger	64	2009
Bob Lee	64	1964

STARTS

1. Ken McBride	36	1961
2. Frank Tanana	35	1974
3. Ron Romanick	33	1984
4. Jason Dickson	32	1997
Marcelino Lopez	32	1965

RELIEF APPEARANCES

1. Dane De La Rosa	75	2013
2. TY BUTTREY	72	2019
3. Noé Ramirez	68	2018
Bill Kelso	68	1967
4. Keynan Middleton	64	2017
José Álvarez	64	2015
Jason Bulger	64	2009

COMPLETE GAMES

1. Frank Tanana	12	1974
2. Ken McBride	11	1961
3. Ron Romanick	8	1984
Marcelino Lopez	8	1965
5. Mike Witt	7	1981
Paul Hartzell	7	1976

SHUTOUTS

1. Frank Tanana	4	1974
2. Bo Belinsky	3	1962
3. Julio Valera	2	1992
Jim Abbott	2	1989
Ron Romanick	2	1984
Paul Hartzell	2	1976
Dean Chance	2	1962

SAVES

1. Jordan Walden	32	2011
2. Ken Tatum	22	1969
3. Bob Lee	19	1964
4. Bryan Harvey	17	1988
DeWayne Buice	17	1987

INNINGS PITCHED

1. Frank Tanana	268.2	1974
2. Ken McBride	241.2	1961
3. Ron Romanick	229.2	1984
4. Marcelino Lopez	215.1	1965
5. Dean Chance	206.2	1962

BASES ON BALLS

1. Bo Belinsky	122	1962★
2. Ken McBride	102	1961
3. Ron Moeller	83	1961
4. Marcelino Lopez	82	1965
5. Rudy May	78	1965

STRIKEOUTS

1. Frank Tanana	180	1974
Ken McBride	180	1961
3. Bo Belinsky	145	1962
4. Dean Chance	127	1962
5. Matt Shomaker	124	2014

STRIKEOUTS/9 IP


(min. 50 innings pitched)

1. Troy Percival	11.4	1995
2. SHOHEI OHTANI	10.97	2018
3. Justin Anderson	10.90	2018
4. TY BUTTREY	10.45	2019
5. Noé Ramirez	10.26	2018

ROOKIE ALL-STAR SELECTIONS

RHP Jordan Walden	2011
RHP Jason Dickson	1997
RHP Mark Clear	1979
RHP Ken McBride	1961

ALL CAPS/BOLD — Current Angels
★Led or tied for league lead



Dean Chance

CLUB HISTORY

YEARLY LEADERS PITCHING



Year	Wins	Losses	ERA* (Starter)	ERA** (Reliever)	Shutouts	Saves
1961	McBride (12)	McBride (15)	McBride (3.63)	Morgan (2.35)	Four with 1	Fowler, Morgan (8)
1962	Chance (14)	Belinsky, D. Lee (11)	Chance (3.10)	Fowler (2.81)	McBride (4)	Duren (9)
1963	Chance, McBride (13)	Chance (18)	McBride (3.26)	Fowler (2.42)	Four with 2	Fowler, Navarro (8)
1964	Chance# (20)	McBride (13)	Chance# (1.57)	B. Lee (1.31)	Chance# (11)	B. Lee (17)
1965	Chance (15)	Newman (16)	Brunet (2.56)	B. Lee (1.92)	Chance (4)	B. Lee (21)
1966	Brunet, Sanford (13)	Chance (17)	Chance (3.04)	B. Lee (2.74)	Brunet, Chance, Lopez (2)	B. Lee (12)
1967	Clark, McGlothlin, Rojas (12)	Brunet# (19)	Clark (2.68)	Rojas (2.52)	McGlothlin (6)	Rojas (22)
1968	Brunet (13)	Brunet# (17)	Brunet (2.82)	Pattin (2.60)	Brunet (5)	Rojas (5)
1969	Messersmith (16)	McGlothlin, Murphy (16)	Messersmith (2.62)	Tatum (1.36)	Brunet, Messersmith (2)	Tatum (22)
1970	Wright (22)	May, Murphy (13)	Wright (2.83)	Tatum (2.94)	May, Murphy (2)	Tatum (17)
1971	Messersmith (20)	Murphy, Wright (17)	May (2.91)	Queen (1.78)	Messersmith (4)	Allen (15)
1972	Ryan (19)	Ryan (16)	Ryan (2.28)	Allen (2.72)	Ryan# (9)	Allen (5)
1973	Ryan (21)	Wright (19)	Ryan (2.84)	Sells (3.71)	May, Ryan (4)	Sells (10)
1974	Ryan (22)	Tanana (19)	Hassler (2.62)	Lockwood (3.74)	Tanana (4)	Pena (3)
1975	Tanana, Figueroa (16)	Singer (15)	Tanana (2.62)	Kirkwood (2.50)	Ryan, Tanana (5)	Kirkwood (7)
1976	Tanana (19)	Ryan# (18)	Tanana (2.43)	Hartzell (3.00)	Ryan# (7)	Drago (6)
1977	Ryan (19)	Ryan (16)	Tanana (2.54)	Miller (3.02)	Tanana# (7)	LaRoche (13)
1978	Tanana (18)	Ryan (13)	Tanana (3.65)	Miller (2.66)	Tanana (4)	LaRoche (25)
1979	Frost, Ryan (16)	Ryan (14)	Frost (3.37)	Clear (3.63)	Ryan (5)	Clear (14)
1980	Tanana, Clear (11)	Aase (13)	Tanana (4.10)	Aase (2.08)	Aase, Kison, Martinez (1)	Hassler (10)
1981	Forsch (11)	Zahn (11)	Forsch (2.88)	Aase (2.34)	Forsch (4)	Aase (11)
1982	Zahn (18)	Forsch (11)	Zahn (3.73)	Hassler (2.78)	Forsch, Zahn (4)	Corbett (8)
1983	Forsch, John, Kison (11)	Witt (14)	Zahn (3.34)	Sanchez (3.66)	Zahn (3)	Sanchez (7)
1984	Witt (15)	John (13)	Zahn (3.12)	Corbett (2.03)	Zahn# (5)	Sanchez (11)
1985	Witt (15)	McCaskill (12)	Witt (3.56)	Moore (1.92)	Four with 2	Moore (31)
1986	Witt (18)	Sutton (11)	Witt (2.84)	Moore (2.97)	Witt (3)	Moore (21)
1987	Witt (16)	Witt (14)	Witt (4.01)	Minton (3.08)	Fraser, McCaskill, Reuss (1)	Buice (17)
1988	Witt (13)	Witt (16)	Witt (4.15)	Harvey (2.13)	McCaskill, Witt (2)	Harvey (17)
1989	Blyleven (17)	Witt (15)	Finley (2.57)	McClure (1.55)	Blyleven# (5)	Harvey (25)
1990	Finley (18)	Langston (17)	Finley (2.40)	Fraser (3.08)	Finley (2)	Harvey (25)
1991	Langston (19)	McCaskill# (19)	J. Abbott (2.89)	Harvey (1.60)	Finley (2)	Harvey# (46)
1992	Langston (13)	Abbott (15)	Abbott (2.77)	Grahe (1.80)	Langston, Valera (2)	Grahe (21)

Bold face indicates club record

Led or tied for league lead

* Min. 150 IP as a starting pitcher that season to qualify (ERA as a starter only)

** Min. 50 IP as a reliever that season to qualify (ERA as a reliever only)





CLUB HISTORY

YEARLY LEADERS PITCHING

Year	Wins	Losses	ERA * (Starter)	ERA ** (Reliever)	Shutouts	Saves
1993	Finley, Langston (16)	Finley (14)	Finley (3.15)	Grahe (2.86)	Finley (2)	Frey (13)
1994	Finley (10)	Finley, Leftwich (10)	Finley (4.32)	Leiter (4.35)	Finley (2)	Grahe (13)
1995	Finley, Langston (15)	Finley (12)	Finley (4.21)	Percival (1.95)	Abbott, Finley, Langston (1)	Smith (37)
1996	Finley (15)	Abbott# (18)	Finley (4.16)	Percival (2.31)	Finley, Grimsley, Springer (1)	Percival (36)
1997	Dickson, Finley (13)	Watson (12)	Finley (4.23)	Hasegawa (2.83)	Dickson, Finley, Springer (1)	Percival (27)
1998	Finley (11)	Dickson (10)	Finley (3.39)	Hasegawa (3.14)	Finley (1)	Percival (42)
1999	Finley (12)	Finley, Hill, Sparks (11)	Finley (4.43)	Magnante (3.38)	None	Percival (31)
2000	Hasegawa (10)	Schoeneweis (10)	Schoeneweis (5.45)	Fyhrie (2.39)	Cooper, Schoeneweis (1)	Percival (32)
2001	Ortiz (13)	Valdes (13)	Washburn (3.77)	Levine (2.11)	None	Percival (39)
2002	Washburn (18)	Appier (12)	Washburn (3.15)	Percival (1.92)	Ortiz, Sele (1)	Percival (40)
2003	Ortiz (16)	Lackey (16)	Washburn (4.43)	Donnelly (1.58)	Lackey (2)	Percival (33)
2004	Colon (18)	Lackey (13)	Escobar (3.93)	Rodriguez (1.82)	Lackey, Washburn (1)	Percival (33)
2005	Colon# (21)	Byrd, Shields (11)	Washburn (3.20)	Rodriguez (2.67)	Byrd, Santana, Washburn (1)	Rodriguez# (45)
2006	Santana (16)	Escobar (14)	Lackey (3.56)	Rodriguez (1.73)	Lackey# (2)	Rodriguez# (47)
2007	Lackey (19)	Santana (14)	Lackey# (3.01)	Rodriguez (2.81)	Lackey# (2)	Rodriguez (40)
2008	Saunders (17)	Weaver (10)	Saunders (3.41)	Arredondo (1.62)	Santana (1)	Rodriguez# (62)
2009	Saunders, Weaver, Lackey, Weaver, Santana (17)	Weaver, Santana (8)	Weaver (3.75)	Oliver (2.74)	Santana, Weaver (2)	Fuentes# (48)
2010	Santana (17)	Kazmir (15)	Weaver (3.01)	Jepsen (3.97)	Piniero, Santana, Saunders (1)	Fuentes (23)
2011	Weaver (18)	Santana (12)	Weaver (2.41)	Downs (1.34)	Haren (3)	Walden (32)
2012	Weaver# (20)	Santana, Haren (13)	Weaver (2.81)	Frieri (2.32)	Weaver (2)	Frieri (23)
2013	Wilson (17)	Blanton (14)	Weaver (3.27)	De La Rosa (2.86)	Vargas (2)	Frieri (37)
2014	Weaver (18)	Wilson (10)	Richards (2.61)	Smith (1.81)	Richards, Wilson (1)	Street (17)
2015	Richards (15)	Richards, Weaver (12)	Santiago (3.59)	Ramos (2.75)	Richards, Weaver (1)	Street (40)
2016	Weaver (12)	Shoemaker (13)	Shoemaker (3.88)	Guerra (3.21)	Nolasco, Shoemaker, Weaver (1)	Street (9)
2017	Ramirez, JC (11)	Nolasco (15)	Bridwell (3.64)	Parker (2.54)	Nolasco (1)	Norris (19)
2018	Barria (10)	Heaney, Skaggs (10)	Heaney (4.15)	Álvarez (2.71)	Heaney (1)	Parker (14)
2019	Pena (8)	Barria (10)	No qualifiers	Robles (2.51)	None	Robles (23)
2020	Bundy (6)	Sandoval (10)	Bundy^ (3.29)	Mayers^^ (2.10)	None	Buttrey (5)

Bold face indicates club record

Led or tied for league lead

* Min. 150 IP as a starting pitcher that season to qualify (ERA as a starter only)

** Min. 50 IP as a reliever that season to qualify (ERA as a reliever only)

^ Min 50 IP as a starter due to 60-game season (ERA as a starter only)

^^ Min 20 IP as a reliever due to 60-game season (ERA as a starter only)

CLUB HISTORY



Year	Games	Starts	Complete Games	Innings	Strikeouts	Walks
1961	Morgan (59)	McBride (36)	McBride (11)	McBride (242)	McBride (180)	Grba (115)
1962	Spring (57)	Belinsky, D. Lee (31)	Chance, McBride (6)	Chance (207)	Belinsky (145)	Belinsky# (122)
1963	Fowler, Navarro (57)	McBride (36)	McBride (11)	McBride (251)	Chance (168)	Chance (90)
1964	B. Lee (64)	Chance (35)	Chance# (15)	Chance# (278.1)	Chance (207)	Chance (86)
1965	B. Lee (69)	Newman (36)	Chance, Newman (10)	Newman (260.2)	Chance (164)	Chance (101)
1966	B. Lee (61)	Chance (37)	Chance (11)	Chance (259.2)	Chance (180)	Chance# (114)
1967	Rojas (72)	Brunet (37)	McGlothlin (9)	Brunet (250)	Brunet (165)	Brunet (90)
1968	Burgmeier (56)	Brunet (36)	Brunet, McGlothlin (8)	Brunet (245.1)	McGlothlin (135)	Brunet (68)
1969	Fisher (52)	McGlothlin, Murphy (35)	Messersmith (10)	Messersmith (250)	Messersmith (211)	Messersmith (100)
1970	Fisher (67)	Wright (39)	Wright (7)	Wright (260.2)	May (164)	Wright (88)
1971	Fisher (43)	Messersmith (38)	Messersmith (14)	Messersmith, Wright (276.2)	Messersmith (179)	Messersmith (121)
1972	Fisher (43)	Ryan (39)	Ryan (20)	Ryan (284)	Ryan# (329)	Ryan# (157)
1973	Sells (51)	Singer (40)	Ryan (26)	Ryan (326)	Ryan# (383)	Ryan# (162)
1974	Ryan (42)	Ryan (41)	Ryan (26)	Ryan# (332.2)	Ryan# (367)	Ryan# (202)
1975	Scott (50)	Tanana (33)	Tanana, Figueroa (16)	Tanana (257.1)	Tanana# (269)	Ryan (132)
1976	Drago (43)	Ryan (39)	Tanana (23)	Tanana (288.1)	Ryan# (327)	Ryan# (183)
1977	LaRoche (46)	Ryan (37)	Ryan# (22)	Ryan (299)	Ryan# (341)	Ryan# (204)
1978	LaRoche (59)	Tanana (33)	Ryan (14)	Tanana (239.1)	Ryan# (260)	Ryan# (148)
1979	LaRoche (53)	Ryan (34)	Ryan (17)	Ryan (239)	Ryan# (223)	Ryan (114)
1980	Clear (58)	Tanana (31)	Tanana (7)	Tanana (204)	Tanana (113)	Aase (66)
1981	Hassler (42)	Zahn (25)	Forsch (10)	Zahn (161.1)	Witt (75)	Witt (47)
1982	Hassler (54)	Forsch (35)	Forsch, Zahn (12)	Zahn (229.1)	Kison (86)	Zahn (65)
1983	Sanchez (56)	John (34)	Forsch, Zahn (11)	John (234.2)	Kison (83)	Witt (75)
1984	Sanchez (49)	Witt (34)	Witt, Zahn (9)	Witt (246.2)	Witt (196)	Witt (84)
1985	Moore (65)	Witt (35)	McCaskill, Romanick, Witt (6)	Witt (250)	Witt (180)	Witt (98)
1986	Moore (49)	Witt, Sutton (34)	Witt (14)	Witt (269)	Witt (208)	McCaskill (92)
1987	Buice (57)	Witt (36)	Witt (10)	Witt (247)	Witt (192)	Witt (84)
1988	Harvey (50)	Witt (34)	Witt (12)	Witt (249.2)	Witt (133)	Witt (87)
1989	Minton (62)	Blyleven, Witt (33)	Finley (9)	Blyleven (241)	Finley (156)	Finley (82)
1990	Eichhorn (60)	Abbott, Langston (33)	Finley (7)	Finley (236)	Langston (195)	Langston (104)
1991	Eichhorn (70)	J. Abbott, Finley, Langston (34)	Langston (7)	Langston (246.1)	Langston (183)	Finley (101)
1992	Crim (57)	Langston (32)	Langston (9)	Langston (229)	Langston (174)	Finley (98)
1993	Frey (55)	Finley, Langston (35)	Finley# (13)	Langston (256.1)	Langston (196)	Langston (85)
1994	B. Patterson (47)	Finley (25)	Finley (7)	Finley# (183.1)	Finley (148)	Finley (71)





CLUB HISTORY

Year	Games	Starts	Complete Games	Innings	Strikeouts	Walks
1995	Patterson, Percival (62)	Finley (32)	Finley, Langston (2)	Finley (203)	Finley (195)	Finley (93)
1996	James (69)	Finley (35)	Finley (4)	Finley (238)	Finley (215)	Finley (94)
1997	Holtz (66)	Watson (34)	Finley, Springer (3)	Dickson (203.2)	Finley (155)	Springer, Watson (73)
1998	Percival (67)	Finley (34)	Finley, Watson, Olivares (1)	Finley (223.1)	Finley (212)	Finley (109)
1999	Hasegawa, Petkovsek (64)	Finley (33)	Olivares (3)	Finley (213.1)	Finley (200)	Finley (94)
2000	Hasegawa (66)	Schoeneweis (27)	Ortiz (2)	Schoeneweis (170)	Schoeneweis (78)	Schoeneweis (67)
2001	Levine (64)	Ortiz, Schoeneweis (32)	Ortiz (2)	Ortiz (208.2)	Ortiz (135)	Schoeneweis (77)
2002	Weber (63)	Appier, Ortiz, Washburn (32)	Ortiz (4)	Ortiz (217.1)	Ortiz (162)	Ortiz (68)
2003	Donnelly (63)	Lackey (33)	Lackey, Washburn (2)	Washburn (207.1)	Lackey (151)	Lackey (66)
2004	Rodriguez (69)	Colon (34)	Lackey, Washburn (1)	Colon, Escobar (208.1)	Escobar (191)	Escobar (76)
2005	Shields (78)	Colon, Lackey (33)	Byrd, Colon (2)	Colon (222.2)	Lackey (199)	Lackey (71)
2006	Shields (74)	Lackey, Santana (33)	Lackey (3)	Lackey (217.2)	Lackey (190)	Lackey (72)
2007	Shields (71)	Lackey (33)	Escobar (3)	Lackey (224)	Lackey (179)	Lackey (66)
2008	Rodriguez (76)	Garland, Santana (32)	Lackey (3)	Santana (219)	Santana (214)	Garland (59)
2009	Fuentes (65)	Weaver (33)	Weaver (4)	Weaver (211)	Weaver (174)	Weaver (66)
2010	Rodney (72)	Weaver (34)	Santana (4)	Weaver (224.1)	Weaver# (233)	Kazmir (79)
2011	Walden (62)	Haren (34)	Haren, Weaver, Santana (4)	Haren (238.1)	Weaver (198)	Santana (72)
2012	Downs (57)	Wilson# (34)	Weaver (3)	Wilson (202.1)	Wilson (173)	Wilson (91)
2013	De La Rosa (75)	Wilson (33)	Vargas (3)	Wilson (212.1)	Wilson (188)	Wilson (85)
2014	Smith (76)	Weaver (34)	Weaver, Wilson, Richards (1)	Weaver (213.1)	Weaver (169)	Wilson (85)
2015	Salas (72)	Richards, Santiago (32)	Weaver, Richards (1)	Richards (207.1)	Richards (176)	Richards (76)
2016	Álvarez (64)	Weaver (31)	Four with 1	Weaver (178)	Shoemaker (143)	Santiago (57)
2017	Parker (71)	Nolasco (33)	Nolasco (1)	Nolasco (181)	Nolasco (143)	Nolasco (58)
2018	Álvarez (76)	Heaney (30)	Heaney (1)	Heaney (180)	Heaney (180)	Barria (47)
2019	Buttrey (72)	Heaney (18)	None	Cahill (102.1)	Heaney (118)	Cahill (39)
2020	Mayers (29)	Heaney (12)	Bundy (1)	Heaney (66.2)	Bundy (72)	Canning (23)

Led or tied for League lead
Bold face indicates club record

ANGELS BY THE DECADES

YEARS	RECORD/PCT.	.500 -or-BETTER SEASONS
1961-1969	685-770 (.471)	3
1970-1979	781-831 (.484)	3
1980-1989	783-783 (.500)	5
1990-1999	738-817 (.475)	4
2000-2009	900-720 (.556)	7
2010-2019	822-798 (.507)	4
2020-	26-34 (.433)	0



CLUB HISTORY

CLUB PITCHING YEAR BY YEAR



	ERA	CG	SHO	SV	IP	H	R	ER	HR	HB	BB	SO	WP
1961	4.31	25	5	28	1438	1391	784	689	180	34	713	973	53
1962	3.70	23	15	46	1466	1412	706	602	118	49	616	858	39
1963	3.52	30	13	21	1455.1	1317	660	570	120	52	578	889	48
1964	2.91	30	28	41	1450.2	1273	551	469	100	50	530	965	42
1965	3.17	39	14	33	1441.2	1259	569	508	91	27	563	847	52
1966	3.56	31	12	40	1457.1	1364	643	577	136	38	511	836	49
1967	3.19	19	14	44	1430.1	1246	587	507	118	40	525	892	61
1968	3.43	29	11	31	1437	1234	615	548	131	33	519	869	68
1969	3.54	25	9	39	1438.1	1294	652	566	126	51	517	885	64
1970	3.48	21	10	49	1462.1	1280	630	566	154	43	559	922	52
1971	3.10	39	11	32	1481	1246	576	510	101	36	607	904	60
1972	3.06	57	18	16	1377.2	1109	533	469	90	28	620	1000	49
1973	3.57	72★	13	19	1456.1	1351	657	577	104	41	614	1010★	56
1974	3.52	64	13	12	1439	1339	657	563	101	47	649	986★	50
1975	3.89	59	19	16	1453.1	1366	723	628	123	39	643	975★	62
1976	3.36	64	15	17	1477.1	1323	631	551	95	38	553	992★	27
1977	3.76	53	13	26	1437.2	1383	695	600	136	47	572	965★	56
1978	3.65	44	13	33	1455.2	1382	666	590	125	32	599	892★	36
1979	4.34	46	9	33	1436	1463	768	692	131	33	573	820★	53
1980	4.52	22	6	30	1428.1	1548	797	717	141	39	529	725	32
1981	3.71	27	8	19	971.1	958	453	400	81	21	323	426	18
1982	3.82	40	10	27	1464	1436	670	621	124	42	482	728	36
1983	4.32	39	7	23	1474★	1636	779	708	130	30	496	668	51
1984	3.96	36	12	26	1458	1526	697	641	143	27	474	754	44
1985	3.91	22	8	41	1457.1	1453	703	633	171	27	514	767	45
1986	3.85	29	12	40	1455.2	1356	684	622	153	27	478	955	44
1987	4.38	20	7	36	1457.1	1481	803	709	212	32	504	941	54
1988	4.32	26	9	33	1455.2	1530	771	698	135	42	568	817	68
1989	3.28	32★	20	38	1454.1	1384	578	530	113	29	465	896	51
1990	3.79	21	13	42	1454	1482	706	613	106	38	544	944	50
1991	3.69	18	10	50	1441.2	1351	749	591	141	38	543	990	49
1992	3.84	26★	13	42	1446	1449	671	617	130	39	532	888	42
1993	4.34	26★	6	41	1430.1	1482	770	690	153	51	550	843	55
1994	5.42	11	4	21	1027	1149	660	618	150	45★	436	682	48
1995	4.52	8	9	42	1284.1	1310	697	645	163	43	486	901	42
1996	5.30	12	8	38	1439	1546	943	847	219	84★	662	1052	80
1997	4.52	9	5	39	1454.2	1506	794	730	202★	54	605	1050	57
1998	4.49	3	5	52	1444	1481	783	720	164	47	630	1091	70
1999	4.79	4	7	37	1431.1	1472	826	762	177	56	624	877	65★
2000	5.00	5	3	46★	1448	1534	869	805	228	36	662	846	47
2001	4.20	6	1	43	1437.2	1452	730	671	168	64	525	947	46
2002	3.69	7	14	54★	1452.1★	1345	644	595	169	49	509	999	52
2003	4.28	5	9	39	1431.1	1444	743	680	190	76	486	980	53
2004	4.28	2	11	50	1454.1	1476	734	692	170	44	502	1164★	61
2005	3.68	7	11	54★	1464.1	1419	643	598	158	48	443	1126★	70
2006	4.04	5	12	50	1452.2★	1410★	732	652	158	50	471	1164★	85★
2007	4.23	5	9	43	1435	1480	731	674	151	51	477	1156	69
2008	3.99	7	10	66★	1451.1	1455	697	644	159	63	457	1106	50
2009	4.45	9	13★	51★	1445	1513	761	715	180	58	523	1062	67
2010	4.04	10	9	39	1449.1	1422	702	651	148	46	565	1130	80
2011	3.57	12	11	39	1465	1388	633	581	142	36	476	1058	55
2012	4.02	6	16★	38	1433.1	1339	699	640	186	40	583	1157	38
2013	4.23	4	12	41	1457.2	1475	737	685	167	45	533	1200	74
2014	3.58	3	13	46	1482.2★	1307	630	590	126	63	504	1342	74
2015	3.45	2	12	46	1440.2	1355	675	630	166	71	466	1221	61
2016	4.28	4	12	29	1421.1	1480	727	676	208	56	498	1136	47
2017	4.20	1	10	43	1440.2	1373	709	672	224	44	470	1312	57
2018	4.15	1	9	35	1437.1	1353	722	662	205	65	546	1386	87
2019	5.12	0	2	32	1442.2	1417	868	820	267	82	576	1404	98
2020	4.49	1	0	12	525.1	492	321	297	82	21	199	523	25

★ Led or tied for league lead





CLUB HISTORY

CLUB FIELDING YEAR BY YEAR

YEAR	PCT.	PO	A	E	TC	DP	TP	PB
1961	.969	4314	1756	192	6262	154	0	24
1962	.972	4393	1791	175	6364	153	0	16
1963	.974	4366	1837	163	6366	155	0	18
1964	.978	4352	1851	138	6341	168	0	8
1965	.981	4325	1874	123	6322	149	0	20
1966	.979	4372	1861	136	6369	186	0	16
1967	.975★	4291	1713	111	6113	165	0	13
1968	.977	4311	1712	140	6163	156	0	18
1969	.978	4315	1760	136	6211	164	0	30
1970	.980	4387	1775	127	6289	169	1	27
1971	.980	4443	1891	131	6465	159	0	25
1972	.981	4133	1607	114	5854	135	1	21
1973	.975	4369	1689	156	6214	153	0	16
1974	.976	4317	1721	147	6185	150	0	23
1975	.971	4360	1705	140	6249	164	0	16
1976	.977	4432	1840	150	6422	139	0	15
1977	.978	4313	1693	147	6153	137	2★	5
1978	.978	4367	1624	136	6127	136	0	5
1979	.978	4308	1602	135	6045	172	0	12
1980	.978	4285	1576	134	5995	144	0	10
1981	.977	2914	1286	101	4301	121	0	6
1982	.983	4392	1984★	108	6484★	170	0	4
1983	.977	4425★	2077★	154	6553★	190★	0	6
1984	.980	4374	1803	128	6305	170	0	4
1985	.982★	4372	1841	112	6325	202★	0	8
1986	.983	4368	1718	107	6193	156	0	12
1987	.981	4372	1640	117	6129	162	0	11
1988	.979	4367	1825	135	6327	175	0	9
1989	.985	4363	1887★	96	6346	173	0	14
1990	.978	4362	1871★	142	6375★	186★	0	15
1991	.984	4375	1875★	102	6385	156	0	23
1992	.982	4398	1810	130	6282	172	0	5
1993	.980	4291	1694	120	6105	161	0	10
1994	.983	3081	1196	76	4353	110	0	11
1995	.982	3853	1416	95	5364	120	0	13
1996	.979	4317	1702	128	6147	156	1★	12
1997	.980	4364	1592	123	6079	140	1★	19
1998	.983	4332	1646	106	6084	146	0	28
1999	.983	4294	1723	106	6123	156	0	20
2000	.978	4344	1746	134	6224	182	0	6
2001	.983	4313	1690	103	6106	142	0	16
2002	.986	4357★	1575	87	6019	151	0	7
2003	.982	4294	1517	105	5916	138	0	11
2004	.985	4363	1511	90	5964	126	0	11
2005	.986★	4393	1670	94	6191	154	0	6
2006	.979	4358★	1545	124	6027	154	0	8
2007	.983	4305	1550	101	5956	154	0	8
2008	.985	4354	1646	91	6091	159	0	10
2009	.986	4335	1623	85	6043	174	0	10
2010	.981	4348	1653	113	6023	116	0	16
2011	.985	4395	1723	93	6211	157	0	7
2012	.984	4300	1578	98	5976	141	0	11
2013	.981	4373	1500	112	5985	135	0	7
2014	.986★	4448★	1482	83	6013	127	0	5
2015	.984	4322	1491	93	5906	108	0	13
2016	.983	4264	1483	97	5844	148	0	7
2017	.986	4322	1462	80	5864	135	0	10
2018	.987	4312	1502	76	5890	173★	0	18
2019	.984	4328	1469	92	5889	118	0	11
2020	.983	1576	485	36	2097	36	0	3

★ Led League

GAMES PLAYED BY POSITION

CATCHER	FIRST BASE	SECOND BASE	THIRD BASE
1. Bob Boone 961	1. Wally Joyner 879	1. Bobby Grich 1,097	1. Troy Glaus 778
2. Buck Rodgers 895	2. Rod Carew 718	2. Adam Kennedy 969	2. Doug DeCinces 748
3. Bengie Molina 635	3. ALBERT PUJOLS 593	3. Howie Kendrick 967	3. Jack Howell 600
4. Jeff Mathis 411	4. Darin Erstad 578	4. Bobby Knoop 801	4. Chone Figgins 540
5. Mike Napoli 406	5. J.T. Snow 487	5. Sandy Alomar 703	5. Paul Schaaf 489
6. Lance Parrish 386	6. Jim Spencer 473	6. Jerry Remy 431	6. Carney Lansford 424
7. Chris Iannetta 380	7. Scott Spiezio 391	7. Billy Moran 364	7. Ken McMullen 417
8. Jose Molina 348	8. Kendrys Morales 312	8. Johnny Ray 363	8. Dave Chalk 399
9. Brian Downing 310	9. Casey Kotchman 310	9. Rob Wilfong 324	9. Alberto Callaspo 398
10. Jorge Fabregas 309	10. Mark Trumbo 299	10. Randy Velarde 260	10. Felix Torres 317
SHORTSTOP	DESIGNATED HITTER	OUTFIELD	
1. Jim Fregosi 1,366	1. Brian Downing 598	1. Garret Anderson 1,755	All CAPS/BOLD — Current Angels
2. Erick Aybar 1,134	2. Chili Davis 587	2. Tim Salmon 1,266	
3. Dick Schofield 1,073	3. ALBERT PUJOLS 558	3. MIKE TROUT 1,182	
4. Gary DiSarcina 1,069	4. Don Baylor 516	4. Kole Calhoun 944	
5. Andrelton Simmons 559	5. Reggie Jackson 374	5. Brian Downing 722	
6. David Eckstein 527	6. Tim Salmon 358	6. Darin Erstad 708	
7. Orlando Cabrera 445	7. Frank Robinson 250	7. Torii Hunter 666	
8. Dave Chalk 324	8. Vladimir Guerrero 240	8. Jim Edmonds 654	
9. Joe Koppe 250	9. Garret Anderson 236	9. Vladimir Guerrero 598	
10. Tim Lincecum 213	10. SHOHEI OHTANI 214	10. Devon White 595	
LEFT FIELD	CENTER FIELD	RIGHT FIELD	
1. Garret Anderson 1,236	1. MIKE TROUT 1,094	1. Tim Salmon 1,263	
2. Brian Downing 722	2. Gary Pettis 567	2. Kole Calhoun 942	
3. Rick Reichardt 516	3. Jim Edmonds 566	3. Vladimir Guerrero 598	
4. Luis Polonia 456	4. Devon White 464	4. Leroy Stanton 468	
5. Leon Wagner 342	5. Darin Erstad 454	5. Torii Hunter 316	
6. Juan Rivera 339	6. Garret Anderson 404	6. Reggie Jackson 274	
7. Joe Rudi 331	7. Albie Pearson 385	7. Dan Ford 265	
8. JUSTIN UPTON 262	8. Fred Lynn 377	8. Bobby Bonds 238	
9. Darin Erstad 260	9. Mickey Rivers 369	9. Bobby Abreu 230	
10. Orlando Palmeiro 219	10. Peter Bourjos 352	10. Dave Winfield 223	



CLUB HISTORY

HIGHEST FIELDING PCT. BY POSITION



[100-OR-MORE GAMES]

POSITION	PLAYER	PCT	YEAR	G	PO	A	E	TC
Catcher	Bengie Molina	.999	2002	121	707	60	1	768
First Base	Scott Spiezio	.999	2001	105	819	74	1	894
Second Base	Bobby Grich	.997	1985	116	224	380	2	606
Shortstop	David Eckstein	.988	2004	138	198	309	6	513
	Orlando Cabrera	.988	2005	141	229	347	7	583
Third Base	Carney Lansford	.983	1979	157	135	263	7	405
Outfield	Ken Berry	1.000	1972	116	272	13	0	285
	Bobby Clark	1.000	1982	102	88	2	0	90
	Brian Downing	1.000	1984	131	272	5	0	277
		1.000	1982	158	321	9	0	330
	Torii Hunter	1.000	2008	137	350	4	0	354
	Mike Trout	1.000	2018	125	271	7	0	278
		1.000	2015	156	428	7	0	435
Pitcher#	Tommy John	1.000	1983	34	16	39	0	55
	Bert Blyleven	1.000	1989	33	14	38	0	52


50-or-more total chances

ANGELS TRIPLE PLAYS

- June 26, 1970 at Kansas City...“around the horn” on a ground ball hit by Amos Otis; Chico Ruiz (3b) to Sandy Alomar (2b) to Billy Cowan (1b).
- June 27, 1972 at Minnesota...fly ball hit by Jim Nettles and ensuing rundown of runners originally at second (Steve Braun) and third (Harmon Killebrew), Jim Spencer (lf) to Ken McMullen (3b) to Sandy Alomar (2b) to Leo Cardenas (ss).
- July 14, 1977 vs. Seattle...“around the horn” on a ground ball hit by Lee Stanton; Ron Jackson (3b) to Jerry Remy (2b) to Tony Solaita (1b).
- July 23, 1977 at Minnesota...line drive hit by Lyman Bostock with runners being doubled off second (Jerry Terrell) and first (Mike Cabbage) bases; Rance Mulliniks (ss) to Jerry Remy (2b) to Tony Solaita (1b).
- Sept. 8, 1996 at Minnesota...“around the horn” on a ground ball hit by Ron Coomer; Jack Howell (3b) to Rex Hudler (2b) to J.T. Snow (1b).
- July 5, 1997 vs. Seattle...deep fly hit by Rich Amaral with runners being doubled of second (Russ Davis) and first (Dan Wilson) bases; Garret Anderson (cf) to Gary DiSarcina (ss) to Darin Erstad (1b).

OPPONENTS TRIPLE PLAYS

- Sept. 28, 1963 at Boston...Felix Torres hit comebacker to Bob Heffner who started unique triple play; Heffner (p) to Frank Malzone (3b) to Ed Bressoud (ss) to Felix Mantilla (2b), who was covering first base.
- Aug. 18, 1966 at Minnesota...“around the horn” on ground ball hit by Frank Malzone; Rich Rollins (3b) to Cesar Tovar (2b) to Harmon Killebrew (1b).
- May 10, 1979 at Boston...line drive hit by Joe Rudi with runners being doubled off second (Rod Carew) and first (Don Baylor) bases; Jerry Remy (2b) to Rick Burleson (ss) to George Scott (1b).
- May 16, 1979 vs. Milwaukee...“around the horn” on a ground ball hit by Bobby Grich; Sal Bando (3b) to Paul Molitor (2b) to Cecil Cooper (1b).
- July 23, 1979 at Boston...line drive hit by Willie Aikens with runners being doubled off second (Dan Ford) and first (Don Baylor) bases; Rick Burleson (ss) to Carl Yastrzemski (1b).
- Apr. 27, 1981 at Oakland...line drive hit by Don Baylor with runners being doubled off second (John Harris) and first (Ed Ott) bases; Rob Picciolo (ss) to Dave Revering (1b).
- Aug. 8, 1983 vs. Minnesota...line drive hit by Ron Jackson with runners doubled off second (Bobby Grich) and first (Reggie Jackson) bases; Gary Gaetti (3b) to John Castino (2b) to Kent Hrbek (1b).
- Aug. 25, 1992 at Baltimore...line drive hit by Gary Gaetti with runners being doubled off third (Tim Salmon) and first (Chad Curtis) bases; Leo Gomez (3b) to Randy Milligan (1b).
- July 7, 2004 at Chicago (A.L.)...“around the horn” on ground ball hit by Bengie Molina; Joe Crede (3b) to Juan Uribe (2b) to Paul Konerko (1b).
- June 1, 2017 vs. Minnesota...“around the horn” on ground ball hit by Jeffery Marte; Miguel Sano (3b) to Brian Dozier (2B) to Joe Mauer (1b).
- Aug. 16, 2018 at Texas...ground ball hit to third by David Fletcher; Jurickson Profar (3b) tagged runner (Taylor Ward) at third base, stepped on third base for force out of runner from second (Eric Young Jr.) and throws to Rougned Odor (2b) for force out of runner from first (Kole Calhoun).





CLUB HISTORY

DAY BY DAY BEST/WORST RECORDS

GAME NO.	BEST RECORD	(# - Last Time)	WORST RECORD	(# - Last Time)	GAME NO.	BEST RECORD	(# - Last Time)	WORST RECORD	(# - Last Time)
1.	1-0	(30-'13)	0-1	(30-'20)	82.	51-31	(07)	30-52	(69)
2.	2-0	(10-'07)	0-2	(8-'16)	83.	51-32	(05, '07)	31-52	(69, '80)
3.	3-0	(4-'07)	0-3	(76, '92, '14)	84.	52-32	(05)	31-53	(69)
4.	4-0	(70)	0-4	(76, '92)	85.	52-33	(4-'07)	31-54	(69)
5.	5-0	(70)	1-4	(8-'16)	86.	53-33	(89, '95)	32-54	(69)
6.	5-1	(70, '07)	1-5	(61, '19)	87.	54-33	(95)	32-55	(69)
7.	5-2	(8-'18)	1-6	(61, '19)	88.	55-33	(95)	33-55	(69, '80)
8.	6-2	(70, '17, '18)	1-7	(61)	89.	56-33	(95)	33-56	(80)
9.	6-2-1	(74)	1-8	(61)	90.	56-34	(95)	33-57	(80)
10.	7-2-1	(74)	2-8	(61, '13)	91.	56-35	(95)	34-57	(80)
11.	8-3	(4-'18)	3-8	(61, '02, '13)	92.	57-35	(95)	34-58	(80)
12.	9-3	(79, '82, '18)	4-8	(7-'13)	93.	57-36	(95)	34-59	(80)
13.	10-3	(79, '82, '18)	4-9	(61, '12, '13)	94.	58-36	(95)	34-60	(80)
14.	11-3	(79, '18)	4-10	(61, '13)	95.	59-36	(95)	34-61	(80)
15.	12-3	(79, '18)	5-10	(5-'13)	96.	60-36	(95)	35-61	(80)
16.	13-3	(18)	5-11	(61, '76)	97.	60-37	(95)	36-61	(80)
17.	13-4	(18)	5-12	(61, '76)	98.	61-37	(95)	37-61	(80)
18.	13-5	(82, '93, '18)	6-12	(4-'12)	99.	61-38	(95)	37-62	(80)
19.	14-5	(82)	6-13	(76, '02, '12)	100.	62-38	(95)	37-63	(80)
20.	14-6	(78, '82)	6-14	(02, '12)	101.	63-38	(95)	38-63	(80)
21.	15-6	(82)	7-14	(4-'20)	102.	64-38	(95)	38-64	(80)
22.	15-7	(82)	7-15	(76, '12, '20)	103.	64-39	(95, '08)	39-64	(80)
23.	16-7	(82)	7-16	(76)	104.	64-40	(95, '08)	40-64	(80)
24.	16-8	(82, '18)	8-16	(76, '20)	105.	65-40	(08)	40-64-1	(74)
25.	17-8	(82)	8-17	(20)	106.	66-40	(08)	41-65	(79)
26.	17-9	(4-'95)	8-18	(20)	107.	67-40	(08)	41-65-1	(74)
27.	18-9	(70, '78, '95)	8-19	(20)	108.	68-40	(08)	42-66	(69)
28.	18-10	(4-'04)	9-19	(61, '20)	109.	69-40	(08)	43-66	(69)
29.	19-10	(70, '04)	9-20	(20)	110.	69-41	(08)	43-66-1	(74)
30.	20-10	(70, '04)	9-21	(20)	111.	69-42	(08)	43-67-1	(74)
31.	21-10	(70, '04)	9-22	(20)	112.	70-42	(08)	43-68-1	(74)
32.	22-10	(70, '04)	10-22	(20)	113.	70-43	(08)	43-69-1	(74)
33.	22-11	(70, '04)	11-22	(4-'20)	114.	71-43	(08)	44-69-1	(74)
34.	23-11	(70, '04)	11-23	(69)	115.	72-43	(08)	45-69-1	(74)
35.	23-12	(70, '04)	11-24	(69)	116.	73-43	(08)	45-70-1	(74)
36.	24-12	(70, '04)	11-25	(69)	117.	74-43	(08)	45-71-1	(74)
37.	25-12	(70, '04)	11-26	(69)	118.	75-43	(08)	46-71-1	(74)
38.	25-13	(4-'04)	11-27	(69)	119.	75-44	(08)	46-72-1	(74)
39.	26-13	(4-'04)	11-28	(69)	120.	75-45	(08)	47-72-1	(74)
40.	26-14	(4-'04)	12-28	(69)	121.	76-45	(08)	48-72-1	(74)
41.	27-14	(70, '82, '89)	13-28	(69)	122.	76-46	(08)	48-73-1	(74)
42.	28-14	(70)	13-29	(69)	123.	76-47	(08)	48-74-1	(74)
43.	28-15	(4-'04)	14-29	(69)	124.	76-48	(08)	49-75	(80)
44.	29-15	(82, '89, '04)	14-30	(69)	125.	77-48	(08)	49-76	(80)
45.	29-16	(82, '89, '04)	15-30	(69)	126.	77-49	(08)	50-76	(80)
46.	30-16	(82, '89)	16-30	(61, '64, '69)	127.	77-50	(08)	50-76-1	(74)
47.	31-16	(82, '89)	16-31	(69)	128.	78-50	(08)	50-77-1	(74)
48.	32-16	(89)	16-32	(69)	129.	79-50	(08)	50-78-1	(74)
49.	33-16	(89)	16-33	(69)	130.	79-51	(08)	50-79-1	(74)
50.	33-17	(89)	16-34	(69)	131.	80-51	(08)	51-80	(99)
51.	33-18	(89)	17-34	(69)	132.	80-52	(08)	51-81	(99)
52.	34-18	(89)	17-35	(69)	133.	81-52	(08)	51-82	(99)
53.	35-18	(89)	18-35	(69)	134.	82-52	(08)	52-82	(80, '99)
54.	35-19	(89)	18-36	(69)	135.	83-52	(08)	52-83	(80, '99)
55.	36-19	(89)	19-36	(69)	136.	83-53	(08, '14)	52-84	(99)
56.	36-20	(89)	19-37	(69)	137.	84-53	(08)	52-84-1	(74)
57.	36-21	(89)	20-37	(69)	138.	84-54	(02, '08)	53-84-1	(74)
58.	36-22	(89, '07)	20-38	(69)	139.	85-54	(02, '08)	53-85-1	(74)
59.	37-22	(07)	20-39	(69)	140.	86-54	(02)	54-85-1	(74)
60.	38-22	(07)	21-39	(61, '69, '80)	141.	87-54	(02)	55-85-1	(74)
61.	38-23	(07)	21-40	(61, '69, '80)	142.	88-54	(02)	55-86-1	(74)
62.	39-23	(07)	21-41	(61)	143.	88-55	(02, '14)	56-86-1	(74)
63.	40-23	(07)	22-41	(61)	144.	89-55	(02, '14)	56-87-1	(74)
64.	40-24	(07)	23-41	(61, '69, '80)	145.	90-55	(02, '14)	57-87-1	(74)
65.	40-25	(07)	23-42	(61, '69, '80)	146.	91-55	(02, '14)	58-87-1	(74)
66.	41-25	(07)	23-43	(69, '80)	147.	92-55	(02, '14)	58-88-1	(74)
67.	42-25	(07)	23-44	(69, '80)	148.	93-55	(02, '14)	58-89-1	(74)
68.	42-26	(07)	24-44	(61, '69, '80)	149.	94-55	(02)	59-89-1	(74)
69.	43-26	(07)	24-45	(61, '69, '80)	150.	94-56	(02, '14)	60-89-1	(74)
70.	44-26	(07)	24-46	(69, '80)	151.	95-56	(02)	61-89-1	(74)
71.	45-26	(07)	25-46	(61, '69, '80)	152.	95-57	(02, '14)	61-90-1	(74)
72.	45-27	(07)	25-47	(61, '69)	153.	95-58	(02, '14)	61-91-1	(74)
73.	46-27	(07)	26-47	(61, '69, '80)	154.	96-58	(02)	61-92-1	(74)
74.	47-27	(07)	26-48	(69)	155.	96-59	(02, '08, '14)	61-93-1	(74)
75.	48-27	(07)	27-48	(69)	156.	97-59	(08)	62-93-1	(74)
76.	49-27	(07)	28-48	(61, '69, '80)	157.	97-60	(08)	63-93-1	(74)
77.	49-28	(07)	28-49	(69)	158.	98-60	(08)	63-94-1	(74)
78.	49-29	(07)	28-50	(69)	159.	99-60	(08)	64-94-1	(74)
79.	49-30	(07)	29-50	(69)	160.	99-61	(08)	65-95	(80)
80.	50-30	(07)	30-50	(69, '80)	161.	99-62	(08)	66-94-1	(74)
81.	50-31	(05, '07)	30-51	(69, '80)	162.	100-62	(08)	67-95	(68)
					163.	--		68-94-1	(74)

CLUB HISTORY

CLUB HISTORY

DAY OF THE WEEK TOTALS



YEAR	MON.	TUE.	WED.	THU.	FRI.	SAT.	SUN.	RECORD
1961	6-9	12-14	8-13	4-16	14-14	17-6	9-19	70-91
1962	7-2	9-16	19-6	10-7	12-14	12-14	17-17	86-76
1963	7-7	9-9	15-19	5-11	8-16	14-11	12-18	70-91
1964	5-9	14-11	18-9	7-5	10-17	12-13	16-16	82-80
1965	8-8	14-8	13-18	4-8	14-12	14-11	8-22	75-87
1966	8-9	11-9	12-12	7-10	14-10	15-11	13-21	80-82
1967	11-8	11-19	13-7	2-5	18-8	11-16	18-14	84-77
1968	9-12	9-13	7-18	5-9	13-13	10-14	14-16	67-95
1969	10-5	9-16	13-13	5-8	11-19	10-14	13-16	71-91
1970	9-4	13-14	14-12	9-8	13-13	9-16	19-9	86-76
1971	6-9	11-11	11-13	8-15	14-11	12-12	14-15	76-86
1972	5-10	11-12	13-10	8-6	10-16	14-12	14-14	75-80
1973	9-4	11-13	17-8	7-13	11-14	14-12	10-19	79-83
1974	7-10	8-15	14-12	4-8	14-14	12-15	9-20	68-94
1975	7-9	9-15	11-13	9-5	8-18	14-15	14-14	72-89
1976	10-7	12-11	11-12	9-9	8-16	14-14	12-17	76-86
1977	9-10	11-11	10-12	7-9	12-14	10-16	15-16	74-88
1978	5-12	9-14	11-11	15-2	16-12	15-14	16-10	87-75
1979	11-5	10-14	11-15	8-9	13-12	20-6	15-13	88-74
1980	8-10	12-10	12-12	5-13	14-13	8-17	6-20	65-95
1981	9-6	9-8	7-9	6-4	6-10	6-12	8-10	51-59
1982	11-4	12-13	10-13	11-10	9-19	16-10	16-10	93-69
1983	8-15	11-11	12-12	6-9	11-15	12-15	10-15	70-92
1984	8-13	15-10	11-14	7-8	13-12	15-10	12-14	81-81
1985	11-9	10-12	12-12	10-8	14-12	15-11	18-8	90-72
1986	12-8	17-8	15-8	8-10	11-15	17-8	12-13	92-70
1987	9-12	13-11	15-8	6-10	9-17	11-15	12-14	75-87
1988	8-11	7-16	11-13	9-8	16-11	10-16	14-12	75-87
1989	8-10	13-10	14-11	9-10	16-10	13-13	18-7	91-71
1990	11-9	15-9	11-15	8-9	12-13	11-14	12-13	80-82
1991	10-9	15-10	11-12	10-7	7-19	15-11	13-13	81-81
1992	7-10	8-18	9-16	8-9	14-12	16-10	10-15	72-90
1993	4-12	9-15	13-12	7-11	12-15	13-13	13-13	71-91
1994	2-10	8-9	9-9	5-8	8-11	8-10	7-11	47-68
1995	9-8	12-9	8-14	11-6	11-11	11-11	16-8	78-67
1996	7-13	9-15	11-12	7-11	14-11	9-17	13-12	70-91
1997	10-8	13-11	10-14	9-10	14-11	14-12	14-12	84-78
1998	12-5	11-11	15-11	10-9	11-14	11-15	15-12	85-77
1999	6-11	11-15	12-13	9-8	12-13	9-18	11-14	70-92
2000	9-9	13-12	11-14	8-8	18-8	13-13	10-16	82-80
2001	5-4	8-16	11-14	16-10	12-13	10-16	13-14	75-87
2002	6-8	13-12	16-9	11-8	19-8	15-11	19-7	99-63
2003	4-8	11-14	14-10	9-12	12-14	15-12	12-15	77-85
2004	7-4	13-11	11-14	11-13	17-9	19-7	14-12	92-70
2005	12-4	12-13	12-13	11-7	18-7	16-11	14-12	95-67
2006	12-10	16-9	11-14	6-6	14-12	16-10	14-12	89-73
2007	10-7	13-12	12-13	10-7	18-9	16-10	15-10	94-68
2008	12-8	17-8	14-11	10-4	14-12	16-10	17-9	100-62
2009	11-6	14-12	13-12	12-5	15-11	14-12	18-7	97-65
2010	10-8	8-17	14-11	5-11	14-12	16-10	13-13	80-82
2011	8-12	15-10	13-12	8-5	14-12	14-13	14-12	86-76
2012	12-7	15-9	13-12	6-10	16-10	14-11	13-14	89-73
2013	4-14	9-15	11-13	12-6	14-11	19-8	9-17	78-84
2014	10-9	15-11	15-9	10-5	17-9	17-9	14-12	98-64
2015	10-10	16-9	14-11	8-7	16-9	12-15	9-16	85-77
2016	11-10	11-14	12-12	8-6	7-19	11-15	14-12	74-88
2017	6-9	18-7	13-12	5-14	9-17	15-11	14-12	80-82
2018	9-7	13-12	13-10	8-10	16-11	10-17	11-15	80-82
2019	5-11	14-12	10-11	8-12	8-18	15-12	12-14	72-90
2020	3-3	5-4	1-7	4-2	3-7	8-3	2-8	26-34
Totals	484-500	691-701	711-705	470-503	809-736	779-721	765-799	4,735-4,753

NOTE: Bold denotes best record.

CLUB HISTORY





CLUB HISTORY

ANGELS MONTH BY MONTH TOTALS

YEAR	MARCH	APRIL	MAY	JUNE	JULY	AUG.	SEPT.	OCT.
1961	--	4-9	12-17	12-22	17-10	13-19	12-14	0-1
1962	--	7-9	17-11	17-13	16-13	18-14	15-16	--
1963	--	11-10	11-12	19-12	12-19	8-18	9-15	--
1964	--	6-7	10-22	19-12	19-12	14-15	12-11	2-1
1965	--	9-7	18-17	9-17	14-17	14-17	11-14	1-1
1966	--	7-6	16-14	16-15	15-14	13-17	12-15	1-1
1967	--	8-9	10-18	20-11	17-11	11-16	17-11	--
1968	--	8-10	14-15	15-13	11-18	13-21	6-18	0-2
1969	--	6-10	8-19	11-18	15-14	15-12	16-16	1-0
1970	--	13-7	17-10	13-14	15-14	16-13	11-18	1-0
1971	--	12-11	11-16	12-18	17-11	11-16	13-14	1-1
1972	--	5-8	13-15	13-14	13-16	14-13	17-11	1-2
1973	--	9-8	15-12	15-15	10-19	12-14	18-15	--
1974	--	11-11	12-15	9-20	9-18	11-17	14-13	2-0
1975	--	10-11	10-16	13-17	12-16	9-10	15-14	1-2
1976	--	5-12	14-18	12-15	14-14	13-15	16-11	1-1
1977	--	9-13	15-10	12-12	11-18	14-15	12-19	1-1
1978	--	14-7	11-14	15-15	16-14	14-13	18-12	1-0
1979	--	15-8	15-12	14-15	17-11	11-17	16-11	--
1980	--	8-10	11-15	6-21	12-16	14-15	14-14	0-4
1981	--	10-11	10-16	8-2	12-16	9-10	10-18	1-2
1982	--	15-7	16-11	14-12	13-14	17-12	15-13	3-0
1983	--	13-8	14-12	13-14	9-20	12-18	7-20	2-0
1984	--	15-11	11-14	15-12	12-14	13-16	15-14	--
1985	--	14-7	12-13	15-12	16-11	16-13	14-13	3-3
1986	--	13-8	10-17	17-10	15-11	19-10	17-10	1-4
1987	--	12-11	9-17	17-11	15-11	13-16	7-19	2-2
1988	--	10-13	9-19	15-11	19-8	15-14	7-20	0-1
1989	--	15-10	18-7	12-14	18-10	15-14	12-16	1-0
1990	--	8-11	15-14	15-13	12-16	16-12	12-15	2-1
1991	--	10-10	15-12	15-12	11-15	11-18	13-13	1-1
1992	--	11-10	10-17	11-17	14-13	13-16	10-18	3-1
1993	--	13-6	14-15	10-17	11-17	11-17	10-18	2-1
1994	--	9-16	10-17	10-17	11-16	9-6	10-18	--
1995	--	2-2	18-11	14-13	20-7	13-17	10-16	1-1
1996	--	13-12	13-14	15-14	10-16	11-18	8-17	--
1997	--	12-12	12-12	14-12	15-12	14-15	10-14	--
1998	--	15-11	12-15	22-6	9-18	18-12	9-15	--
1999	--	11-12	13-15	11-15	8-17	8-21	16-12	3-0
2000	--	11-13	13-13	14-12	14-12	11-15	10-14	1-1
2001	--	10-15	14-13	14-13	16-11	15-14	6-15	0-6
2002	0-1	11-13	19-7	17-12	16-10	18-11	18-9	--
2003	0-1	13-13	13-13	14-13	12-15	14-15	11-15	0-0
2004	--	13-10	17-10	11-16	15-12	19-8	17-13	2-1
2005	--	13-11	17-11	17-9	13-14	14-13	19-9	2-0
2006	--	12-13	11-17	12-14	19-7	16-13	19-8	0-1
2007	--	15-11	18-11	17-9	12-12	18-11	17-14	--
2008	0-1	18-10	15-13	16-10	19-6	15-13	17-9	--
2009	--	9-12	16-12	17-9	19-7	17-12	16-12	3-1
2010	--	12-12	14-15	18-9	9-17	11-16	12-12	5-2
2011	1-0	14-12	14-16	13-12	17-10	14-13	13-13	1-1
2012	--	8-15	16-13	17-9	14-12	13-15	18-9	2-2
2013	--	14-17	16-13	14-13	9-15	14-15	18-12	1-2
2014	0-1	14-12	16-12	15-10	19-8	19-10	15-11	--
2015	--	11-11	16-13	14-13	14-10	10-19	18-9	2-2
2016	--	11-13	13-15	8-19	15-11	12-16	14-13	1-1
2017	--	14-13	14-15	14-14	18-10	18-10	14-17	1-0
2018	2-1	14-11	14-15	13-14	11-13	12-15	14-13	1-1
2019	--	12-14	14-13	15-13	14-11	9-18	7-18	2-0
2020	--	8-8	10-16	8-2	2-6	10-18	10-10	--
TOTALS	4-8	643-619	816-825	824-789	814-767	809-876	761-829	54-50

NOTE: Bold denotes best record

ANGELS VS. AMERICAN LEAGUE DIVISIONS

YEAR	VS. EAST			VS. CENTRAL			VS. WEST		
	HOME	ROAD	TOTAL	HOME	ROAD	TOTAL	HOME	ROAD	TOTAL
1969	20-16	11-7	31-11	--	--	--	23-22	20-19	43-50
1970	18-18	18-18	36-36	--	--	--	25-20	52-20	50-40
1971	20-16	15-21	35-37	--	--	--	15-30	26-19	41-49
1972	19-17	15-21	34-38	--	--	--	25-19	41-23	41-42
1973	18-18	16-20	34-38	--	--	--	25-20	20-25	45-45
1974	13-23	14-22	27-45	--	--	--	23-22	18-27	41-49
1975	17-19	18-17	35-36	--	--	--	18-27	37-53	36-36
1976	17-19	14-22	31-41	--	--	--	21-24	24-21	45-45
1977	17-19	17-19	34-38	--	--	--	22-23	18-27	40-50
1978	20-16	15-21	35-37	--	--	--	30-15	52-23	52-38
1979	25-17	16-26	41-43	--	--	--	24-15	23-16	47-31
1980	9-33	16-24	25-57	--	--	--	21-18	19-20	40-38
1981	19-13	13-14	32-27	--	--	--	7-15	12-17	19-32
1982	21-19	21-21	44-40	--	--	--	21-16	24-17	45-29
1983	20-22	18-24	38-46	--	--	--	15-24	17-22	32-46
1984	19-23	23-19	42-42	--	--	--	18-21	21-18	39-39
1985	28-14	17-25	45-39	--	--	--	21-16	24-17	45-33
1986	23-20	21-20	44-40	--	--	--	27-12	21-18	48-30
1987	20-22	16-26	36-48	--	--	--	18-21	21-18	39-39
1988	20-23	20-22	39-45	--	--	--	16-23	17-12	33-35
1989	30-12	20-22	50-34	--	--	--	22-17	19-20	41-37
1990	23-19	19-23	42-42	--	--	--	19-20	19-20	38-40
1991	23-19	21-21	44-40	--	--	--	17-22	20-19	37-41
1992	24-18	14-28	38-46	--	--	--	17-22	17-22	34-44
1993	24-18	12-30	36-48	--	--	--	20-19	15-24	35-43
1994	18-18	11-13	19-31	9-13	8-7	17-20	6-9	5-8	11-17
1995	15-15	15-14	30-29	13-11	18-7	31-18	15-17	18-11	19-20
1996	19-12	11-19	30-31	16-15	9-21	25-36	8-11	7-13	15-24
1997	16-12	9-18	25-30	17-11	13-14	30-25	12-5	13-5	25-11
1998	14-15	14-12	27-15	16-14	16-12	32-26	10-8	19-9	19-17
1999	11-15	9-21	20-36	13-15	11-13	24-28	11-7	9-9	20-16
2000	17-13	11-14	28-27	13-10	12-16	25-26	9-10	8-11	17-21
2001	14-9	14-8	28-13	15-9	9-12	24-21	15-18	17-12	32-30
2002	15-7	13-6	28-13	15-6	15-9	30-15	18-11	12-17	30-28
2003	7-14	8-16	15-30	17-6	9-9	26-15	15-14	10-19	25-33
2004	14-8	11-10	25-18	13-8	15-7	28-15	15-14	17-12	34-26
2005	20-15	7-8	27-14	19-22	16-14	35-17	25-18	19-9	44-21
2006	16-8	10-11	26-19	10-9	14-9	24-18	15-14	17-11	32-25
2007	14-5	12-13	26-18	14-10	8-11	22-21	18-11	14-14	32-25
2008	16-6	12-10	28-16	11-8	13-9	24-17	17-12	19-9	36-21
2009	15-6	11-11	26-17	14-8	13-9	27-17	14-15	16-12	30-27
2010	7-14	8-13	15-27	10-13	9-13	19-26	21-7	14-15	35-22
2011	13-11	13-12	26-23	11-9	11-9	25-18	11-16	17-12	27-30
2012	13-11	9-9	22-20	15-5	10-15	25-20	12-16	18-11	30-27
2013	10-8	8-8	18-16	7-9	11-5	18-14	17-20	15-24	32-44
2014	11-8	11-6	19-14	14-2	10-7	24-9	24-15	24-15	43-32
2015	7-7	9-9	16-16	11-6	6-11	17-17	24-14	20-18	44-32
2016	6-11	7-10	13-21	11-4	6-11	17-15	18-21	17-20	35-41
2017	9-7	10-6	19-13	7-11	4-12	11-23	20-17	19-20	39-37
2018	5-11	5-10	11-21	12-5	10-7	22-12	19-18	17-21	37-39
2019	7-10	10-8	17-18	6-10	7-8	13-15	17-21	13-25	30-46
2020	--	--	--	--	--	--	13-8	6-13	19-21
TOTALS	809-742	686-853	1495-1595	325-237	282-270	607-507	915-847	878-913	1776-1771

CLUB HISTORY

CLUB HISTORY

ANGELS AWARD WINNERS



A.L. Rookie of the Year

1993—Tim Salmon
 2012—Mike Trout
 2018—Shohei Ohtani



2012 A.L. Rookie of the Year Mike Trout & 2018 A.L. Rookie of the Year Shohei Ohtani

A.L. Most Valuable Player

1979—Don Baylor 2016—Mike Trout
 2004—Vladimir Guerrero 2019—Mike Trout
 2014—Mike Trout



Angels MVP winners:
 Vladimir Guerrero (2004), Don Baylor (1979)
 & Mike Trout (2014, 2016 and 2019)

A.L. Cy Young


1964—Dean Chance
 2005—Bartolo Colon



2005 A.L. Cy Young - Bartolo Colon

A.L. Batting Champion

1970—Alex Johnson



1970 AL Batting Champ - Alex Johnson

A.L. Comeback Player of the Year

1970—Clyde Wright (Sporting News)
 1986—John Candelaria (Sporting News)
 1986—Rick Burleson (UPI)
 1989—Bert Blyleven (Sporting News & UPI)
 1990—Dave Winfield (Sporting News)
 2002—Tim Salmon (Sporting News)



2002 A.L. Comeback Player of the Year - Tim Salmon

A.L. Relief Pitcher of the Year

1967—Minnie Rojas (Fireman of the Year)
 1991—Bryan Harvey
 2006—Francisco Rodriguez
 2008—Francisco Rodriguez



2008 A.L. Relief Pitcher of the Year - Francisco Rodriguez

CLUB HISTORY



CLUB HISTORY

ANGELS AWARD WINNERS

Executive of the Year

1962—Fred Haney (UPI)



1962 Executive of the Year - Fred Haney

Manager of the Year

1962—Bill Rigney (AP & UPI)
 2002—Mike Scioscia (BBWAA & Sporting News)
 2009—Mike Scioscia (BBWAA & Sporting News)
 2014—Mike Scioscia (Sporting News)



2009 A.L. Manager of the Year - Mike Scioscia

Rawlings Gold Glove Winners

1964—Vic Power, 1b
 1966—Bobby Knoop, 2b
 1967—Bobby Knoop, 2b
 Jim Fregosi, ss
 1968—Bobby Knoop, 2b
 1970—Jim Spencer, 1b
 1972—Ken Berry, of
 1978—Rick Miller, of
 1982—Bob Boone, c
 1985—Gary Pettis, of
 1986—Gary Pettis, of &
 Bob Boone, c

1987—Bob Boone, c
 1988—Bob Boone, c &
 Devon White, of
 1989—Devon White, of
 1991—Mark Langston, p
 1992—Mark Langston, p
 1993—Mark Langston, p
 1994—Mark Langston, p
 1995—Mark Langston, p
 J.T. Snow, 1b
 1996—J.T. Snow, 1b
 1997—Jim Edmonds, of

1998—Jim Edmonds, of
 2000—Darin Erstad, of
 2002—Darin Erstad, of &
 Bengie Molina, c
 2003—Bengie Molina, c
 2004—Darin Erstad, 1b
 2007—Orlando Cabrera, ss
 2008—Torii Hunter, of
 2009—Torii Hunter, of
 2011—Erick Aybar, ss
 2015—Kole Calhoun, of

2017—Martin Maldonado, c
 Andrelton Simmons, ss
 2018—Andrelton Simmons, ss
 #Ian Kinsler, inf
 2020—Griffin Canning, p

- Traded by Angels to Boston
 in July



2020 Gold Glove Winner -
 Griffin Canning



2020 Silver Slugger Winner - Mike Trout

Louisville Silver Slugger Award

1981—Rick Bureson, ss &
 Bobby Grich, 2b
 1982—Doug DeCinces, 3b &
 Reggie Jackson, of
 1990—Lance Parrish, c
 1995—Tim Salmon, of

2000—Darin Erstad, of &
 Troy Glaus, inf
 2001—Troy Glaus, inf
 2002—Garret Anderson, of
 2003—Garret Anderson, of
 2004—Vladimir Guerrero, of
 2005—Vladimir Guerrero, of

2006—Vladimir Guerrero, of
 2007—Vladimir Guerrero, of
 2009—Torii Hunter, of
 2012—Mike Trout, of
 2013—Mike Trout, of
 2014—Mike Trout, of
 2015—Mike Trout, of

2016—Mike Trout, of
 2017—#Justin Upton, of
 2018—Mike Trout, of
 2019—Mike Trout, of
 2020—Mike Trout, of

- Acquired by Angels from Detroit
 in August

CLUB HISTORY

ANGELS AWARD WINNERS



ALL-MLB TEAM SELECTIONS


YEAR	PLAYER	POSITION
2019	Mike Trout	Outfield (First team)
2020	Mike Trout	Outfield (First team)

TOPPS ROOKIE ALL-STAR SELECTIONS

YEAR	PLAYER	POSITION	YEAR	PLAYER	POSITION	YEAR	PLAYER	POSITION
1961	Lee Thomas	Outfield	1979	Mark Clear	Pitcher	1995	Garret Anderson	Outfield
1962	Bob Rodgers	Catcher	1986	Wally Joyner	First Base	1997	Jason Dickson	Pitcher
1962	Dean Chance	Pitcher	1987	Devon White	Outfield	2000	Adam Kennedy	Second Base
1965	Paul Schaal	Third Base	1988	Bryan Harvey	Pitcher	2000	Bengie Molina	Catcher
1965	Jose Cardenal	Outfield	1989	Jim Abbott	Pitcher	2001	Shawn Wooten	Catcher
1965	Marcelino Lopez	Pitcher	1993	Tim Salmon	Outfield	2011	Mark Trumbo	First Base
1974	Frank Tanana	Pitcher	1993	J.T. Snow	First Base	2012	Mike Trout	Outfield
1975	Jerry Remy	Second Base	1994	Brian Anderson	Pitcher	2018	Shohei Ohtani	RHP/DH

BBWAA AWARD WINNERS - LOCAL CHAPTER [PRESENTED 1961-2018]

YEAR	MVP	ROOKIE	YEAR	MVP	ROOKIE
1961	Ken McBride	Lee Thomas	1989	Bert Blyleven	Jim Abbott
1962	Leon Wagner	Bob Rodgers	1990	Lance Parrish	Lee Stevens
1963	Albie Pearson	Charlie Dees	1991	Bryan Harvey	Ron Tingley
1964	Dean Chance	Bobby Knoop	1992	Luis Polonia	Gary DiSarcina
1965	Jim Fregosi	Marcelino Lopez	1993	Chili Davis	Tim Salmon
1966	Bobby Knoop	Jay Johnstone	1994	Chili Davis	Brian Anderson
1967	Jim Fregosi	Rick Clark	1995	Tim Salmon	Garret Anderson
1968	Tom Satriano	Andy Messersmith	1996	Chili Davis	Darin Erstad
1969	Jim Fregosi	Ken Tatum	1997	Tim Salmon	Jason Dickson
1970	Jim Fregosi & Alex Johnson	Dave LaRoche	1998	Gary DiSarcina	Jarrod Washburn
1971	Sandy Alomar	Lloyd Allen	1999	Garret Anderson	Lou Pote
1972	Bob Oliver	Lee Stanton	2000	Darin Erstad	Bengie Molina
1973	Frank Robinson	Rudy Meoli	2001	Garret Anderson	David Eckstein
1974	Nolan Ryan	Frank Tanana	2002	Garret Anderson	John Lackey
1975	Lee Stanton & Frank Tanana	Jerry Remy	2003	Garret Anderson	Francisco Rodriguez
1976	Frank Tanana	Paul Hartzell	2004	Vladimir Guerrero	Robb Quinlan
1977	Bobby Bonds	Rance Mulliniks	2005	Bartolo Colon	Ervin Santana
1978	Don Baylor	Carney Lansford	2006	Vladimir Guerrero	Jered Weaver
1979	Don Baylor	Mark Clear	2007	Vladimir Guerrero	Reggie Willits
1980	Jason Thompson	Fred Martinez	2008	Francisco Rodriguez	Jose Arredondo
1981	Bobby Grich	Mike Witt	2009	Kendry Morales	Matt Palmer
1982	Doug DeCinces	Rick Steier	2010	Jered Weaver	Peter Bourjos
1983	Bob Boone	Daryl Sconiers	2011	Jered Weaver	Mark Trumbo
1984	Brian Downing	Ron Romanick	2012	Mike Trout	Mike Trout
1985	Donnie Moore	Stewart Cliburn	2013	Mike Trout	J.B. Shuck
1986	Mike Witt	Wally Joyner	2014	Mike Trout	Matt Shoemaker
1987	Wally Joyner	Devon White	2015	Mike Trout	Andrew Heaney
1988	Chili Davis	Bryan Harvey	2016	Mike Trout	Jett Bandy
			2017	Mike Trout	Parker Bridwell
			2018	Mike Trout	Shohei Ohtani



1975 & 1976 BBWAA Team MVP - Frank Tanana



1993 BBWAA Team Rookie of the Year - Tim Salmon



CLUB HISTORY

ANGELS AWARD WINNERS

ANGELS MOST VALUABLE PLAYER AWARD

Awarded by vote of the players to the Angel(s) who most truly exemplifies the qualities of inspirational leadership, sportsmanship and professional ability.

1962 — Billy Moran	1984 — Juan Beniquez & Brian Downing	2003 — Garret Anderson
1963 — Jim Fregosi	1985 — Donnie Moore	2004 — Vladimir Guerrero
1964 — Bobby Knoop	1986 — Mike Witt	2005 — Bartolo Colon & Chone Figgins
1965 — Bobby Knoop	1987 — Wally Joyner	2006 — Vladimir Guerrero
1966 — Bobby Knoop	1988 — Bob Boone & Johnny Ray	2007 — Vladimir Guerrero
1967 — Don Mincher	1989 — Bert Blyleven & Chili Davis	2008 — Francisco Rodríguez
1968 — Bobby Knoop	1990 — Chuck Finley	2009 — Kendrys Morales
1969 — Jim Fregosi	1991 — Jim Abbott & Bryan Harvey	2010 — Torii Hunter
1970 — Jim Fregosi	1992 — Luis Polonia	2011 — Mark Trumbo
1971 — Ken McMullen	1993 — Mark Langston & Tim Salmon	2012 — Mike Trout
1972 — Bob Oliver & Vada Pinson	1994 — Chili Davis	2013 — Mike Trout
1973 — Nolan Ryan	1995 — Tim Salmon	2014 — Mike Trout
1974 — Nolan Ryan	1996 — Troy Percival	2015 — Mike Trout
1975 — Mickey Rivers	1997 — Tim Salmon	2016 — Mike Trout
1976 — Jerry Remy	1998 — Gary DiSarcina	2017 — Andrelton Simmons & Mike Trout
1977 — Bobby Bonds	1999 — Garret Anderson	2018 — Mike Trout
1978 — Don Baylor	2000 — Darin Erstad	2019 — Mike Trout
1979 — Don Baylor	2001 — Garret Anderson	2020 — Mike Trout
1980 — Bobby Grich & Jason Thompson	2002 — Garret Anderson	
1981 — Rick Burleson		
1982 — Doug DeCinces		
1983 — Bob Boone		



Angels owners Arte and Carole Moreno present Mike Trout with the Team MVP Award

NICK ADENHART PITCHER OF THE YEAR AWARD

This annual award was established in 2009 in memory of Angels pitcher Nick Adenhardt. On Apr. 8, 2009, Adenhardt, 22, along with Courtney Stewart, Henry Pearson and Jon Wilhite were in a terrible traffic accident. Adenhardt, Stewart and Pearson were killed and Wilhite was seriously injured. The accident happened shortly after Adenhardt, a native of Silver Springs, MD, pitched a masterful six innings against Oakland (6 IP, 7 H, 0 R, 3 BB, 5 SO), leaving with a 4-0 lead before a late-inning rally resulted in a 6-4 Angels defeat.

The award is given to the Angels' pitcher whose Major League performance is selected by his teammates as the most outstanding throughout the course of the regular season.

2009 — Jered Weaver	2015 — Huston Street
2010 — Jered Weaver	2016 — Matt Shoemaker
2011 — Jered Weaver	2017 — Yusmeiro Petit
2012 — Jered Weaver	2018 — Andrew Heaney
2013 — C.J. Wilson	2019 — Hansel Robles
2014 — Garrett Richards	2020 — Dylan Bundy



CLUB HISTORY

A.L. WEEKLY & MONTHLY AWARDS



PLAYER OF THE WEEK

- 2019 — MIKE TROUT (April 1-7); MIKE TROUT (June 17-23)
- 2018 — SHOHEI OHTANI (April 2-8); SHOHEI OHTANI (Sept. 3-9)
- 2016 — MATT SHOEMAKER (July 11-17)
- 2015 — MIKE TROUT (July 6-12)
- 2014 — MIKE TROUT (July 7-13); JOSH HAMILTON (Mar. 31-Apr. 6)
- 2013 — CHRIS IANNETTA (Sept. 15-29)
- 2012 — JERED WEAVER (Apr. 30-May 6);
TORII HUNTER/MIKE TROUT (June 4-10);
ALBERT PUJOLS (July 30-Aug. 5)
- 2011 — DAN HAREN (Apr. 11-17); ERVIN SANTANA (July 25-31);
ERICK AYBAR (Sept. 12-18)
- 2010 — KENDRYS MORALES (Apr. 19-25); BOBBY ABREU (Aug. 9-16)
- 2009 — KENDRYS MORALES (July 27-Aug. 2)
- 2008 — FRANCISCO RODRIGUEZ (Aug. 18-24)
- 2007 — VLADIMIR GUERRERO (Apr. 2-8)
- 2005 — VLADIMIR GUERRERO (Aug. 9-15)
- 2004 — JOSE GUILLEN (May 3-9); ADAM KENNEDY (Aug. 23-29);
VLADIMIR GUERRERO (Sept. 27-Oct. 3)
- 2003 — SCOTT SPIEZIO (May 12-18); TROY GLAUS (May 19-25);
GARRET ANDERSON (July 7-12)
- 2001 — TROY GLAUS (Sept. 21-30)
- 2000 — MO VAUGHN (May 8-14); DARIN ERSTAD (May 22-28);
DARIN ERSTAD (July 3-9); TIM SALMON (July 31-Aug. 6);
TIM SALMON (Aug. 21-27)
- 1999 — TIM SALMON (Apr. 12-18); MO VAUGHN (May 10-16);
TROY GLAUS (May 31-June 6)
- 1998 — DARIN ERSTAD (June 8-14); TIM SALMON (Aug. 3-9)
- 1997 — JIM EDMONDS (May 12-18); CHUCK FINLEY (July 28-Aug. 3)
- 1996 — CHUCK FINLEY (July 22-28)
- 1995 — JIM EDMONDS (June 12-18); JIM EDMONDS (July 17-23)
- 1994 — TIM SALMON (May 15-21)
- 1993 — J.T. SNOW (Apr. 19-25); J.T. SNOW (Sept. 27-Oct. 3)
- 1992 — JUNIOR FELIX (Apr. 27-May 3)
- 1991 — DAVE WINFIELD (Apr. 8-14); WALLY JOYNER (May 13-19);
DAVE WINFIELD (May 27-June 2)
- 1990 — BRIAN DOWNING (Aug. 6-12)
- 1989 — BERT BLYLEVEN (Apr. 10-16); CHILI DAVIS (July 31-Aug. 6)
- 1988 — JOHNNY RAY (Apr. 18-24); MIKE WITT (June 13-19);
CHILI DAVIS (July 4-10); WALLY JOYNER (July 25-31)
- 1987 — WALLY JOYNER (Apr. 20-26); MIKE WITT (June 1-7)
- 1986 — DON SUTTON (June 16-22); DOUG DeCINCES (Aug. 4-10)
- 1985 — ROD CAREW (July 29-Aug. 4)
- 1984 — BOBBY GRICH (Sept. 10-16); MIKE WITT (Sept. 23-30)
- 1983 — ROD CAREW (May 2-8)
- 1982 — DOUG DeCINCES (Aug. 2-8)
- 1980 — MARK CLEAR (June 30-July 6);
JASON THOMPSON (July 21-27)
- 1979 — NOLAN RYAN (Apr. 16-22); DON BAYLOR (July 2-8);
DAN FORD (Aug. 6-12)
- 1977 — JOE RUDI (Apr. 7-11)
- 1975 — NOLAN RYAN (Apr. 7-13); NOLAN RYAN (May 12-18);
NOLAN RYAN (May 27-June 1); LEE STANTON (June 8-15);
FRANK TANANA (July 14-20)
- 1974 — ELLIE RODRIGUEZ (May 29-June 4);
NOLAN RYAN (Aug. 14-20); NOLAN RYAN (Sept. 25-Oct. 1)

PLAYER/PITCHER OF THE MONTH

- 2018 — MIKE TROUT (Sept.)
- 2017 — MIKE TROUT (Apr.)
- 2015 — MIKE TROUT (July); ALBERT PUJOLS (June)
- 2014 — MATT SHOEMAKER (Aug.); MIKE TROUT (June)
- 2013 — JASON VARGAS (May)
- 2012 — MIKE TROUT (July)
- 2011 — JERED WEAVER (Apr.)
- 2009 — BOBBY ABREU (July); KENDRYS MORALES (Aug.)
- 2008 — JOHN LACKEY (June)
- 2006 — JOHN LACKEY (July)
- 2005 — BARTOLO COLON (Aug.)
- 2004 — VLADIMIR GUERRERO (Sept.)
- 1998 — CHUCK FINLEY (Apr.)
- 1997 — TIM SALMON (July); CHUCK FINLEY (July)
- 1995 — GARRET ANDERSON (July)
- 1990 — CHUCK FINLEY (July)
- 1989 — CHUCK FINLEY (May)
- 1988 — CHILI DAVIS (July)
- 1987 — BRIAN DOWNING (Apr.)
- 1986 — MIKE WITT (Aug.); DOUG DeCINCES (Aug.)
- 1983 — ROD CAREW (May)
- 1982 — GEOFF ZAHN (Apr.); DOUG DeCINCES (Aug.)
- 1980 — ROD CAREW (June)
- 1979 — DON BAYLOR (May); DON BAYLOR (July)
- 1978 — FRANK TANANA (Apr.)
- 1977 — FRANK TANANA (May)
- 1976 — NOLAN RYAN (Sept.); FRANK TANANA (Sept.)
- 1974 — NOLAN RYAN (Aug.)

ROOKIE OF THE MONTH

- 2020 — JARED WALSH (Sept.)
- 2018 — SHOHEI OHTANI (Apr.); SHOHEI OHTANI (Sept.)
- 2015 — ANDREW HEANEY (July)
- 2014 — MATT SHOEMAKER (Aug.)
- 2012 — MIKE TROUT (May); MIKE TROUT (June);
MIKE TROUT (July); MIKE TROUT (Aug.)
- 2004 — ROBB QUINLAN (July)

RELIEVER OF THE MONTH

- 2020 — MIKE MAYERS (Sept.)
- 2008 — FRANCISCO RODRIGUEZ (June)
- 2006 — FRANCISCO RODRIGUEZ (Aug.)





CLUB HISTORY

ANGELS IN THE ALL-STAR GAME

ANGELS ALL-STAR SELECTIONS

- 1961 — Ryne Duren, first game; Ken McBride, both games
 1962 — Leon Wagner★, Billy Moran★, Lee Thomas, both games; Bill Rigney (coach), Ken McBride, second game.
 1963 — Ken McBride★, Leon Wagner★, Albie Pearson★
 1964 — Dean Chance★, Jim Fregosi★
 1965 — Bob Lee
 1966 — Bobby Knoop★, Jim Fregosi
 1967 — Jim McGlothlin, Don Mincher, Jim Fregosi, Bill Rigney (coach)
 1968 — Jim Fregosi★
 1969 — Jim Fregosi
 1970 — Sandy Alomar, Jim Fregosi, Alex Johnson, Clyde Wright, Lefty Phillips (coach)
 1971 — Andy Messersmith
 1972 — Nolan Ryan
 1973 — Nolan Ryan, Bill Singer
 1974 — Dave Chalk, Frank Robinson, Dick Williams (manager), Whitey Herzog (coach), Freddie Frederico (trainer)
 1975 — Dave Chalk, Nolan Ryan
 1976 — Frank Tanana
 1977 — Frank Tanana, Dave LaRoche, Nolan Ryan
 1978 — Frank Tanana
 1979 — Rod Carew, Bobby Grich, Brian Downing, Don Baylor★, Nolan Ryan★, Mark Clear
 1980 — Rod Carew★, Bobby Grich, Bob Clear (coach)
 1981 — Rod Carew★, Fred Lynn, Rick Burleson, Ken Forsch, Jimmie Reese (coach)
 1982 — Rod Carew★★★, Reggie Jackson★, Fred Lynn★, Bobby Grich★
 1983 — Rod Carew★, Reggie Jackson★, Fred Lynn★, Doug DeCinces, Bob Boone
 1984 — Rod Carew★, Reggie Jackson★, Rick Smith (trainer)
 1985 — Donnie Moore
 1986 — Wally Joyner★, Mike Witt
 1987 — Mike Witt
 1988 — Johnny Ray
 1989 — Chuck Finley, Devon White, Doug Rader (coach), Marcel Lachemann (coach), Rick Smith (trainer)
 1990 — Chuck Finley, Lance Parrish
 1991 — Bryan Harvey, Mark Langston
 1992 — Mark Langston, Jimmie Reese (honorary captain), Rick Turner (bullpen catcher), Ned Bergert (trainer)
 1993 — Mark Langston★
 1994 — Chili Davis
 1995 — Gary DiSarcina, Jim Edmonds, Chuck Finley, Lee Smith
 1996 — Chuck Finley, Troy Percival
 1997 — Jason Dickson, Rick Smith (trainer)
 1998 — Darin Erstad, Troy Percival
 1999 — Troy Percival
 2000 — Darin Erstad, Troy Glaus
 2001 — Troy Glaus, Troy Percival
 2002 — Garret Anderson, Mike Scioscia (coach), Ned Bergert (trainer)
 2003 — Garret Anderson★, Troy Glaus★, Brendan Donnelly, Mike Scioscia (manager), Joe Maddon (coach), Buddy Black (coach), Mickey Hatcher (coach), Ron Roenicke (coach), Alfredo Griffin (coach), Orlando Mercado (coach)
 2004 — Vladimir Guerrero★, Francisco Rodriguez, Ned Bergert (trainer)
 2005 — Garret Anderson, Bartolo Colon, Vladimir Guerrero★
 2006 — Vladimir Guerrero★
 2007 — Vladimir Guerrero★, Francisco Rodriguez, John Lackey.
 2008 — Joe Saunders, Ervin Santana, Francisco Rodriguez.
 2009 — Brian Fuentes, Torii Hunter, Chone Figgins
 2010 — Torii Hunter, Jered Weaver, Mike Scioscia (coach), Ned Bergert (trainer)
 2011 — Howie Kendrick, Jordan Walden, Jered Weaver
 2012 — Mike Trout, Mark Trumbo, C.J. Wilson, Jered Weaver
 2013 — Mike Trout★
 2014 — Mike Trout★, Erick Aybar
 2015 — Mike Trout★, Albert Pujols★★, Hector Santiago, Adam Nevala (trainer)
 2016 — Mike Trout★, Yoichi Terada (trainer)
 2017 — Mike Trout★★★
 2018 — Mike Trout★
 2019 — Mike Trout★, Tommy La Stella
 2020 — All-Star Game Cancelled

- ★ Elected as starter
 ★★ Elected as reserve but replaced injured starter
 ★★★ Elected as starter but replaced due to injury

TED WILLIAMS ALL-STAR GAME MVP

- 1962 (2) — Leon Wagner (Wrigley Field, Chicago)
 1983 — Fred Lynn (Comiskey Park, Chicago)
 2003 — Garret Anderson (U.S. Cellular Field, Chicago)
 2014 — Mike Trout (Target Field, Minnesota)
 2015 — Mike Trout (Great American Ball Park, Cincinnati)

HOME RUN DERBY PARTICIPANTS

- 1986 — Wally Joyner (The Astrodome, Houston)
 2001 — Troy Glaus (SAFECO Field, Seattle)
 2003 — Garret Anderson (U.S. Cellular Field, Chicago)★
 2007 — Vladimir Guerrero (AT&T Park, San Francisco)★
 2012 — Mark Trumbo (Kauffman Stadium, Kansas City)
 2015 — Albert Pujols (Great American Ball Park, Cincinnati)

★ Won contest

ANGELS ALL-STAR GAME BESTS

Single Game Bests		Career Bests (with Angels only)	
HITS	3 - Garret Anderson, 2006 Leon Wagner, 1962	GAMES	7 - Mike Trout (2012-18) - did not play in 2017 due to injury
RUNS	2 - 3 times; last, Mike Trout, 2015	STARTS	6 - Mike Trout (2013-18) - named starter in 2017 but missed game due to injury
RBI	4 - Fred Lynn, 1983	HITS	7 - Mike Trout
HR	1 - 6 times; last, Mike Trout, 2018	RBI	5 - Fred Lynn
SB	1 - Mike Trout, 2015 Rod Carew, 1980	HR	1 - M. Trout (2015 & '18), V. Guerrero (2006), G. Anderson (2003), F. Lynn (1983), L. Wagner (1962)
IP	3 - Dean Chance, 1964 Ken McBride, 1963	IP	4 - Nolan Ryan
SO	4 - Chuck Finley, 1996	SO	5 - Chuck Finley




CLUB HISTORY

LOW HIT GAMES BY ANGELS



NO-HITTERS (9)

1. Bo Belinsky, vs. Baltimore, May 5, 1962 (2-0)
2. Clyde Wright, vs. Oakland, July 3, 1970 (4-0)
3. Nolan Ryan, at Kansas City, May 15, 1973 (3-0)
4. Nolan Ryan, at Detroit, July 15, 1973 (6-0)
5. Nolan Ryan, vs. Minnesota, Sept. 28, 1974 (4-0)
6. Nolan Ryan, vs. Baltimore, June 1, 1975 (1-0)
7. Mike Witt, at Texas, Sept. 30, 1984 (1-0, perfect game)
8. Ervin Santana, at Cleveland, July 27, 2011 (3-1)
9. Jered Weaver, vs. Minnesota, May 2, 2012 (9-0)



Ellie Rodriguez and Nolan Ryan

COMBINED NO-HITTERS (3)

1. Mark Langston-Mike Witt, vs. Seattle, Apr. 11, 1990 (1-0)
2. Jered Weaver-Jose Arredondo, at LAD, June 28, 2008 (0-1) *
- * 8-inning unofficial no-hitter.
3. Taylor Cole-Felix Pena, vs. Seattle, July 12, 2019 (13-0)

ONE-HITTERS (19)

1. Dean Chance, at Minnesota, Sept. 10, 1962 (5-0)
2. Bob Turley, at Chicago, June 12, 1963 (5-0)
3. Nolan Ryan, vs. Boston, July 9, 1972 (3-0)
4. Nolan Ryan, vs. New York, Aug. 29, 1973 (5-0)
5. Nolan Ryan, vs. Texas, June 27, 1974 (5-0)
6. Andy Hassler, vs. Chicago, Sept. 8, 1974 (0-1)
7. Nolan Ryan, vs. Seattle, Apr. 15, 1977 (7-0)
8. Nolan Ryan, vs. Cleveland, May 5, 1978 (5-0)
9. Chris Knapp, at Toronto, Sept. 3, 1978 (3-1)
10. Nolan Ryan, vs. New York, July 13, 1979 (6-1)
11. Bruce Kison, at Minnesota, Apr. 23, 1980 (17-0)
12. Kirk McCaskill, at Texas, June 25, 1986 (7-0)
13. Willie Fraser, vs. Seattle, Aug. 10, 1988 (2-1)
14. Kirk McCaskill, vs. Toronto, Apr. 28, 1989 (9-0)
15. Chuck Finley, at Boston, May 26, 1989 (5-0)
16. John Lackey, at Oakland, July 7, 2006 (3-0)
17. Dan Haren, vs. Cleveland, Apr. 12, 2011 (2-0)
18. Ervin Santana, vs. Arizona, June 16, 2012 (2-0)
19. John Heaney, vs. Kansas City, June 5, 2018 (1-0)

COMBINED ONE-HITTERS (14)

1. Ken McBride-Julio Navarro, at Washington, Apr. 13, 1964 (4-0, Opening Day)
2. Rick Clark-Clyde Wright, vs. Baltimore, Aug. 20, 1968 (7-2)
3. Bill Harelson-Andy Messersmith, at New York, Aug. 27, 1968 (2-0)
4. Frank Tanana-Don Kirkwood, vs. Oakland, Apr. 26, 1975 (1-0)
5. Bartolo Colon-Francisco Rodriguez-Troy Percival, vs. Texas, July 27, 2004 (2-0)
6. Matt Palmer-Darren Oliver-Jose Arredondo-Kevin Jepsen-Rafael Rodriguez, vs. Texas, Sept. 30, 2009 (5-0)
7. Jerome Williams-Jordan Walden, vs. Cleveland, Sept. 7, 2011 (2-1)
8. C.J. Wilson-Ernesto Frieri, at Oakland, May 22, 2012 (5-0)
9. Garrett Richards-Joe Smith-Ernesto Frieri, at Seattle, Apr. 9, 2014 (2-0)
10. Matt Shoemaker-Mike Morin-Jason Grilli, at Boston, Aug. 21, 2014 (2-0)
11. C.J. Wilson-Joe Smith-Huston Street, vs. Seattle, Sept. 17, 2014 (5-0)
12. Garrett Richards-Fernando Salas-Joe Smith-Huston Street vs. Houston, May 10, 2015 (3-1)
13. Alex Meyer-David Hernandez-Jose Álvarez vs. Washington, July 19, 2017 (7-0)
14. Garrett Richards-Jim Johnson-Blake Parker-Blake Wood vs. Cleveland, Aug. 4, 2018 (13-2)

LOW HIT GAMES VS. ANGELS

NO-HITTERS (6)

1. Earl Wilson, at Boston, June 26, 1962 (2-0)
2. Dennis Eckersley, at Cleveland, May 30, 1977 (1-0)
3. Bert Blyleven, Texas, at Anaheim, Sept. 22, 1977 (6-0)
4. Joe Cowley, Chicago, at Anaheim, Sept. 19, 1986 (7-1)
5. Kenny Rogers, at Texas, July 28, 1994 (4-0, perfect game)
6. Eric Milton, at Minnesota, Sept. 11, 1999 (7-0)

COMBINED NO-HITTERS (1)

1. Vida Blue-Glenn Abbott-Paul Lindblad-Rollie Fingers, at Oakland, Sept. 28, 1975 (5-0)

COMBINED ONE-HITTERS (12)

1. Whitey Ford-Jim Coates-Buddy Daley-Bob Turley, at New York, May 22, 1962 (2-1, 12 inn.)
2. Mike Paul-Gary Kroll-Jack Hamilton-Stan Williams, at Cleveland, June 8, 1969 (3-2)
3. Marty Pattin-Steve Mingori, at Kansas City, June 26, 1976 (3-0)
4. Gary Beare-Sam Hinds-Bill Castro, at Milwaukee, June 18, 1977 (4-2)
5. Ross Baumgarten-Randy Scarbery, at Chicago, May 25, 1979 (6-1)
6. Joe Niekro-Al Holland, New York, at Anaheim, June 4, 1986 (11-0)
7. John Burkett-Jeff Zimmerman-John Wetteland, vs. Texas, June 29, 1999 (5-0)
8. Freddy Garcia-Neal Cotts, vs. Chicago (A.L.), Sept. 13, 2006 (9-0)
9. Anthony Swarzak-Matt Capps-Alex Burnett, at Minnesota, May 28, 2011 (1-0)
10. Justin Verlander-Jose Valverde, at Detroit, July 31, 2011 (3-2)
11. Jesse Chavez-Dan Otero-Tyler Clippard, vs. Oakland, Apr. 23, 2015 (0-2)
12. Mike Clevinger-Dan Otero-Bryan Shaw-Andrew Miller-Cody Allen, at Cleveland, Aug. 13, 2016 (5-1)

ONE-HITTERS (23)

1. Steve Barber, Balt., at Anaheim (GM 2), Apr. 16, 1967 (3-0)
2. Gary Peters, at Chicago (GM 2), May 14, 1967 (3-1)
3. Wally Bunker, Kansas City, at Anaheim, Sept. 11, 1969 (3-0)
4. Sonny Siebert, Boston, at Anaheim, July 31, 1970 (2-0)
5. Rich Hand, at Cleveland, Aug. 28, 1970 (5-1)
6. Bill Gogolewski, Texas, at Anaheim, Sept. 12, 1972 (3-0)
7. Jim Kaat, Minnesota, at Anaheim, July 1, 1973 (2-1)
8. Mike Cuellar, Baltimore, at Anaheim, May 31, 1975 (1-0)
9. Rick Langford, Oakland, at Anaheim, July 5, 1979 (3-0)
10. Ross Baumgarten, at Chicago, July 2, 1980 (1-0)
11. Britt Burns, at Chicago, Sept. 9, 1983 (11-0)
12. Dennis Martinez, at Baltimore, June 5, 1985 (4-0)
13. Charlie Hough, Texas, at Anaheim, June 16, 1986 (1-2)
14. Walt Terrell, at Detroit, Aug. 20, 1986 (3-0)
15. Scott Sanderson, New York, at Anaheim, July 11, 1991 (2-0)
16. Dennis Rasmussen, Kansas City, at Anaheim, Sept. 29, 1992 (2-0)
17. Jimmy Key, New York, at Anaheim, Apr. 27, 1993 (5-0)
18. David Cone, Kansas City, at Anaheim, May 22, 1994 (4-0)
19. Steve Trachsel, New York (N.L.), at Anaheim, June 15, 2003 (8-0)
20. James Shields, at Tampa Bay, May 9, 2008 (2-0)
21. Chris Sale, at Chicago (A.L.), May 12, 2013 (3-0)
22. Justin Verlander, at Detroit, Aug. 26, 2015 (5-0)
23. Mike Leake, at Seattle, July 19, 2019 (10-0)

CLUB HISTORY





CLUB HISTORY

ANGELS HISTORY

ANGELS HOME RAINOUTS

Dodger Stadium:

- 1 — Apr. 14, 1963, vs. Chicago (Easter Sunday)
- 2 — Sept. 17, 1963, vs. Baltimore (Tuesday Night)
- 3 — Apr. 12, 1965, vs. Cleveland (Monday—Opening Night)
- 4 — Sept. 18, 1965, vs. Baltimore (Saturday—Day)
- 5 — Sept. 19, 1965, vs. Baltimore (Sunday)

Angel Stadium:

- 6 — Apr. 4, 1967, vs. Chicago Cubs (Preseason—Tuesday Night)
- 7 — Apr. 8, 1975, vs. Kansas City (Tuesday Night)
- 8 — Sept. 5, 1978, vs. Texas (Tuesday Night)
- 9 — Apr. 19, 1981, vs. Minnesota (Easter Sunday)
- 10 — Apr. 19, 1983, vs. Oakland (Tuesday Night)
- 11 — Apr. 20, 1983, vs. Oakland (Wednesday Night)
- 12 — Apr. 28, 1983, vs. Detroit (Thursday Night)
- 13 — Sept. 24, 1986, vs. Cleveland (Wednesday Night)
- 14 — Apr. 14, 1988, vs. Chicago (Thursday Day)
- 15 — June 16, 1995, vs. Chicago (Friday Night)
- 16 — July 19, 2015 vs. Boston (Sunday Day)
- 17 — May 22, 2019 vs. Minnesota (Wednesday Night)

The Angels have had electrical delays/failures on three occasions at Angel Stadium:

- Apr. 21, 1977 — Game cancelled due to blackout. Rescheduled as part of doubleheader on Sept. 8, 1977.
- June 13, 1986 — Game delayed 38 minutes due to electrical outage delay.
- June 24, 2010 — Game delayed 18 minutes due to electrical delay.

STRAIGHT STEALS OF HOME

- 1963 — Albie Pearson vs. Detroit (July 20, at Dodger Stadium)
- 1964 — Ed Kirkpatrick at Kansas City (May 5)
- 1965 — Jose Cardenal vs. Kansas City (May 9, at Dodger Stadium)
- Jose Cardenal at Boston (June 1)
- Jose Cardenal at Boston (July 25)
- 1966 — Jim Fregosi vs. Washington (Sept. 3)
- Paul Schaal vs. Washington (Sept. 3)
- 1967 — Jose Cardenal vs. Minnesota (July 23)
- 1972 — Mickey Rivers at Oakland (May 22)
- 1974 — Dave Chalk vs. Kansas City (May 12)
- Lee Stanton vs. Minnesota (July 28, 2nd game)
- Bruce Bochte at Chicago (Sept. 15)
- John Doherty at Minnesota (Sept. 20)
- Morris Nettles at Kansas City (Sept. 25)
- Denny Doyle vs. Oakland (Oct. 1)
- 1976 — Dave Collins vs. Detroit (Aug. 30)
- 1977 — Bobby Bonds at Toronto (Aug. 15)
- 1979 — Bob Clark at Toronto (Aug. 24)
- 1981 — Rod Carew at Seattle (Apr. 12)
- 1985 — Gary Pettis at Seattle (Apr. 28)
- Gary Pettis vs. Texas (June 11)
- 1989 — Devon White vs. Boston (Sept. 9)★
- 1992 — Luis Polonia at Seattle (June 26)
- Luis Polonia at New York (Aug. 21)
- 1994 — Chris Turner at Boston (July 5)
- 1995 — Rex Hudler vs. Detroit (July 21)
- 1997 — Tony Phillips at Seattle (June 28)
- 2006 — Orlando Cabrera vs. Dodgers (July 2)
- 2009 — Gary Matthews Jr. at Arizona (June 28)
- 2011 — Erick Aybar at Toronto (Sept. 20)
- 2013 — Collin Cowgill vs. Seattle (Sept. 21)

★ Stole for cycle

ANGELS AT THE ALL-STAR BREAK

YEAR	W-L	POS	GB
1961	35-51	T8th	-20 1/2
1962	45-37	3rd	- 2 1/2
1963	41-46	7th	-12
1964	37-44	7th	-13 1/2
1965	41-44	6th	-13 1/2
1966	46-39	4th	-11
1967	45-40	4th	- 4 1/2
1968	39-43	6th	-15 1/2
1969	36-58	6th	- 22
1970	51-35	2nd	- 5
1971	42-50	4th	-16 1/2
1972★	40-52	5th	-16 1/2
1973	48-48	T4th	- 7
1974	39-59	6th	-17
1975	40-51	6th	-17
1976	35-52	6th	-18 1/2
1977	42-46	5th	-11
1978	46-40	1st	+ 1
1979	55-38	1st	+ 2
1980	29-48	7th	-16 1/2
1981★	31-29	4th	- 6
1982	49-37	1st	+ 1
1983	42-36	2nd	- 2
1984	44-42	3rd	- 1
1985	52-35	1st	+ 6
1987	46-43	4th	- 3
1988	41-46	T4th	-12 1/2
1989	52-33	1st	+ 1 1/2
1990	41-43	4th	-11
1991	44-37	3rd	- 2

YEAR	W-L	POS	GB
1992	35-52	7th	-18
1993	43-43	T4th	-2
1994★	38-51	3rd	-5
1995★	39-30	T1st	—
1996	43-45	T3rd	-8 1/2
1997	44-42	2nd	-4 1/2
1998	49-37	1st	+1 1/2
1999	41-45	4th	-6 1/2
2000	47-41	3rd	-5
2001	42-45	3rd	-21
2002	51-35	2nd	-3
2003	49-43	3rd	-8 1/2
2004	47-40	3rd	-2 1/2
2005	52-36	1st	+5
2006	43-45	3rd	-2
2007	53-35	1st	+2 1/2
2008	57-38	1st	+6
2009	49-37	1st	+1.5
2010	47-44	2nd	-4 1/2
2011	50-42	2nd	-1
2012	48-38	2nd	-4
2013	44-49	3rd	-11
2014	57-37	2nd	-1 1/2
2015	48-40	1st	-0.5
2016	37-52	5th	-16.5
2017	45-47	T2nd	-16.5
2018	49-48	4th	-14
2019	45-46	4th	-12.5
2020	All-Star Game canceled		

★ Player Strikes from April 5-14, 1972, June 12-July 31, 1981, Aug. 12, 1994-end of season and April 2 - 24, 1995.

CLUB HISTORY

ANGEL GRAND SLAMS (176)



- 1961** - Lee Thomas at Baltimore, June 6 (Milt Pappas)
Joe Koppe at Cleveland, Aug. 13 (Frank Snuk)
Lee Thomas at Kansas City, Sept. 5 (Ed Rakow)
George Thomas vs. Chicago, Sept. 9 (Frank Baumtman)
Leon Wagner vs. Washington, Sept. 28 (Johnny Klippstein)
Bob Rodgers vs. Cleveland, Sept. 29 (Barry Latman)
- 1962** - NONE
- 1963** - George Thomas vs. New York, May 1 (Ralph Terry)
Felix Torres at Cleveland, July 29 (Jerry Walker)
- 1964** - Bobby Knoop at New York, May 23 (Bill Stafford)
Willie Smith at Baltimore, July 2 (Stu Miller)
- 1965** - Costen Shockley vs. Boston, May 4 (Dave Morehead)
- 1966** - Jim Fregosi at Baltimore, Sept. 12 (Wally Bunker)
- 1967** - Rick Reichardt at Kansas City, June 25 (John Odum)
Rick Reichardt at Cleveland, Aug. 23 (Ed Connolly)
- 1968** - NONE
- 1969** - Jay Johnstone at Chicago, July 4 (Gary Bell)
- 1970** - Bill Voss vs. Kansas City, Apr. 18 (Wally Bunker)
Jay Johnstone at Detroit, Aug. 25 (Lerrin LaGrow)
- 1971** - Roger Repoz vs. Baltimore, Apr. 24 (Dick Hall)
- 1972** - NONE
- 1973** - NONE
- 1974** - NONE
- 1975** - Lee Stanton at Detroit, June 11 (Bob Reynolds)
Lee Stanton at Milwaukee, June 15 (Ed Rodriguez)
- 1976** - Bobby Bonds vs. Minnesota, May 15, 2nd game (Pete Redfern)
Ron Jackson at Minnesota, July 4, 2nd game (Bill Campbell)
Lee Stanton vs. Texas, July 25 (Steve Foucault)
- 1977** - Joe Rudi at Seattle, Apr. 10 (Glenn Abbott)
Don Baylor at Oakland, July 27 (Paul Mitchell)
- 1978** - Rick Miller vs. Minnesota, Apr. 12 (Gary Serum)
Merv Rettenmund vs. Cleveland, May 6 (Dennis Kinney)
Don Baylor at Chicago, May 18 (Ron Schuler)
Joe Rudi vs. Kansas City, June 27 (Steve Mingori)
Joe Rudi at Kansas City, July 6 (Marty Patten)
Joe Rudi at Milwaukee, July 26 (Bill Travers)
Don Baylor vs. Kansas City, Sept. 10 (Paul Splittorff)
- 1979** - Don Baylor vs. Oakland, Apr. 21 (Bob Lacey)
Joe Rudi at Detroit, May 8 (Chuck Rainey)
Dan Ford vs. Detroit, July 9 (John Schler)
Willie Aikens at Toronto, June 13 (Dyar Miller)
Willie Aikens at Toronto, June 14 (Phil Huffman)
Joe Rudi vs. Baltimore, July 7 (Don Stanhouse)
Joe Rudi at Boston, July 23 (Dick Drago)
Don Baylor at Toronto, Aug. 25 (Balor Moore)
- 1980** - Bobby Grich at Detroit, July 29 (Roger Weaver)
- 1981** - Brian Downing at Seattle, Apr. 9 (Glenn Abbott)
- 1982** - Fred Lynn at Cleveland, July 15 (Rick Waits)
Reggie Jackson at Seattle, Aug. 6 (Ed Vande Berg)
Don Baylor at Minnesota, Aug. 11 (Ron Davis)
Brian Downing at Detroit, Aug. 31 (Larry Foonick)
Brian Downing vs. Chicago, Sept. 6 (Jerry Koosman)
- 1983** - Rod Carew at Oakland, Apr. 9 (Matt Keough)
Fred Lynn vs. Detroit, Apr. 27 (Milt Wilcox)
Daryl Sconiers vs. Detroit, Apr. 27 (Bob James)
Daryl Sconiers at Cleveland, May 28 (Len Barker)
Ellis Valentine at New York, June 2 (Dale Murray)
Ron Jackson at Milwaukee, June 6 (Bob McClure)
Bobby Grich vs. Detroit, July 22 (Doug Bair)
Juan Beniquez at Oakland, Aug. 17 (Mike Warren)
- 1984** - Brian Downing at Oakland, Apr. 15 (Chris Codiroli)
Gary Pettit vs. Seattle, Apr. 28 (Dave Bader)
Reggie Jackson vs. New York, May 28 (Dennis Rasmussen)
- 1985** - Dick Schofield at Oakland, Apr. 12 (Keith Atherton)
Jerry Narron at Toronto, May 15 (Bill Caulfield)
Ruppert Jones vs. Cleveland, June 25 (Neal Heaton)
Reggie Jackson vs. Cleveland, June 26 (Bryan Clark)
Jack Howell vs. Baltimore, Aug. 27 (Scott McGrew)
Bobby Grich vs. Cleveland, Sept. 22 (Jamie Easterday)
- 1986** - Brian Downing at Oakland, Apr. 11 (Tim Birtsas)
Wally Joyner vs. Toronto, May 8 (Jim Ackert)
Dick Schofield vs. Detroit, May 29 (Dave LaPoint)
George Hendrick at Milwaukee, July 8 (Juan Nieves)
Brian Downing at Oakland, July 31 (Eric Plunk)
Bob Boone at Oakland, July 31 (Eric Plunk)
Dick Schofield vs. Detroit, Aug. 29 (Willie Hernandez)
- 1987** - Doug DeCinces vs. Boston, May 3 (Wes Gardner)
Dick Schofield at Kansas City, June 14 (Bob Shirley)
Devon White vs. Oakland, July 17 (Dave Leiper)
Mark Ryal vs. Texas, Sept. 10 (Dale Mohr)
- 1988** - Devon White vs. Chicago, Apr. 12 (Jack McDowell)
- 1989** - Bill Schroeder vs. Milwaukee, May 21 (Bill Wegman)
- 1990** - Wally Joyner vs. Milwaukee, May 27 (Tony Fossas)
Lance Parrish at Detroit, June 17 (Lance McCullers)
Luis Polonia vs. New York, Aug. 14 (Tim Leary)
- 1991** - Wally Joyner at Cleveland, May 10 (Eric King)
Dave Winfield at Toronto, June 1 (Willie Fraser)
Max Venable vs. Kansas City, July 2 (Mark Cubicza)
- 1992** - Lee Stevens vs. Baltimore, Sept. 4 (Rick Sutcliffe)
- 1993** - Chili Davis at Minnesota, June 26 (Willie Banks)
Tim Salmon vs. Seattle, Sept. 15 (Tim Lary)
- 1994** - Chili Davis vs. New York, May 3 (Terry Mulholland)
J.T. Snow vs. Boston, July 18 (Tim Vanegmond)
Chili Davis at Texas, July 30 (Brian Bohanon)
- 1995** - J.T. Snow vs. New York, May 25 (Melido Perez)
Tim Salmon vs. Baltimore, May 29 (Mike Mussina)
Chili Davis vs. Cleveland, July 26 (Dennis Martinez)
- 1996** - Jim Edmonds vs. Milwaukee, Aug. 2 (Ricky Bones)
Mike Aldrete at Seattle, Apr. 15 (Edwin Hurtado)
J.T. Snow vs. Milwaukee, July 27 (Ben McDonald)
Randy Velarde at Baltimore, Aug. 25 (Scott Erickson)
Garret Anderson vs. New York, Aug. 29 (Wally Whitehurst)
- 1997** - Tim Salmon vs. Cleveland, Apr. 4 (Paul Shuey)
Dave Hollins vs. Seattle, July 6 (Josias Manzanillo)
Garret Anderson at Cleveland, July 28 (Orel Hershisger)
- 1998** - Darin Erstad vs. Chicago, May 1 (Tony Castillo)
Garret Anderson vs. Kansas City, May 25 (Tim Belcher)
Cecil Fielder at Arizona, June 9 (Willie Blair)
- 1999** - Tim Salmon at Oakland, Apr. 15 (Kevin Jarvis)
Todd Greene vs. Seattle, Apr. 16 (Jamie Moyer)
Andy Sheets vs. Toronto, Apr. 29 (Roy Halladay)
Mo Vaughn vs. Tampa Bay, May 14 (Bobby Witt)
Matt Walbeck at Los Angeles, June 5 (Chan Ho Park)
- 2000** - Adam Kennedy at Toronto, Apr. 18 (Frank Castillo)
Garret Anderson vs. Kansas City, May 21 (Jeff Fussell)
Tim Salmon vs. Kansas City, June 20 (Jeff Suppan)
Bengie Molina vs. Colorado, July 7 (Scott Karl)
Troy Glaus vs. New York (A.L.), Aug. 12 (Denny Neagle)
Mo Vaughn at Chicago, Sept. 1 (Lorenzo Barcelo)
Mo Vaughn at Texas, Sept. 24 (Mike Venafro)
- 2001** - Garret Anderson at Colorado, July 8 (Shawn Chacon)
- 2002** - David Eckstein vs. Toronto, Apr. 27 (Scott Cassidy)
David Eckstein vs. Toronto, Apr. 28 (Pedro Borbon)
David Eckstein vs. Cincinnati, June 9 (Joe Hamilton)
Tim Salmon at Chicago (A.L.), Aug. 6 (Matt Ginter)
Troy Glaus vs. Seattle, Sept. 29 (Ismael Valdes)
- 2003** - Garret Anderson vs. Cleveland, May 8 (Jason Davis)
Scott Spiezio at New York (A.L.), May 13 (Juan Acevedo)
Brad Fullmer vs. New York (N.L.), June 14 (Jason Roach)
Scott Spiezio at Minnesota, Sept. 1 (Kenry Rogers)
- 2004** - Shane Halter vs. Tampa Bay, May 8 (Trever Miller)
Chone Figgins at Baltimore, May 14 (Kurt Ainsworth)
B. Molina at Toronto, July 10 (Kerry Ligtenberg)
Josh Paul at Tampa Bay, Aug. 19 (Travis Harper)
J. Molina vs. Kansas City, Aug. 25 (Scott Sullivan)
Alfredo Amezaga at Boston, Aug. 21 (Mike Myers)
Alfredo Amezaga at Oakland, Oct. 1 (Joe Blanton)
- 2005** - Juan Rivera at Los Angeles, May 20 (Yhency Brazoban)
Garret Anderson at Texas, June 28 (Brian Shouse)
Vladimir Guerrero vs. New York (A.L.), July 21 (Tom Gordon)
Casey Kotchman vs. Tampa Bay, Aug. 7 (Seth McClung)
Vladimir Guerrero at Oakland, Aug. 9 (Rich Harden)
- 2006** - Juan Rivera vs. Seattle, May 12 (Bobby Livingston)
Vladimir Guerrero vs. Tampa Bay, July 15 (Chad Harville)
- 2007** - Vladimir Guerrero at Kansas City, May 1 (Zack Greinke)
Casey Kotchman at Texas, May 14 (Kevin Millwood)
Gary Matthews vs. Minnesota, June 4 (Jason Miller)
Maicer Izturis vs. Minnesota, Aug. 10 (Scott Baker)
Garret Anderson vs. New York (A.L.), Aug. 21 (Sean Henn)
- 2008** - Torii Hunter vs. Cleveland, Apr. 7 (walk-off, Joe Borowski)
Mike Napoli vs. Cleveland, Apr. 9 (Paul Byrd)
Jeff Mathis vs. Cleveland, July 23 (Tom Mastny)
Mark Teixeira at New York (A.L.), Aug. 3 (Edwar Ramirez)
- 2009** - NONE
- 2010** - Bobby Abreu at New York (A.L.), Apr. 13 (David Robertson)
Kendry Morales vs. Seattle, May 29 (Brandon League)
Hideki Matsui vs. Colorado, June 26 (Aaron Cook)
Brandon Wood vs. Colorado, June 27 (Manuel Corpas)
Mike Napoli vs. Tampa Bay, Aug. 25 (Jeff Niemann)
- 2011** - Vernon Wells at Baltimore, July 22 (Kevin Gregg)
Mark Trumbo vs. Minnesota, Sept. 3 (Brian Dunning)
- 2012** - Alberto Callaspo at Seattle, May 26 (Felix Hernandez)
Kendrys Morales at Texas, July 30 (Robbie Ross)
- 2013** - Mike Trout vs. Detroit, Apr. 20 (Rick Porcello)
Chris Nelson at New York (A.L.), Aug. 15 (Boone Logan)
Mike Trout vs. Chicago (A.L.), June 7 (Chris Sale)
- 2014** - Mike Trout vs. Chicago (A.L.), June 7 (Chris Sale)
- 2015** - Chris Iannetta vs. Detroit, May 28 (Tom Gorzelanny)
Albert Pujols at Oakland, June 19 (Edward Mujica)
Mike Trout vs. Texas, July 26 (Spencer Patton)
Mike Trout at Minnesota, Sept. 17 (A.J. Achter)
- 2016** - Gregorio Petit at Houston, June 20 (Tony Sipp)
C.J. Cron at Boston, July 1, 2016 (Steven Wright)
Jeffrey Marte vs. Oakland, Sept. 27, 2016 (Daniel Mengden)
- 2017** - Andrelton Simmons vs. Toronto, Apr. 22 (Casey Lawrence)
C.J. Cron at New York (N.L.), May 21 (Tommy Milone)
Albert Pujols at Minnesota, June 3 (Ervin Santana) - 600th HR
Cliff Pennington vs. Oakland, Aug. 30 (Chris Hatcher)
- 2018** - Kaleb Cowart at Oakland, Sept. 18 (Lou Trivino)
- 2019** - Mike Trout vs. Texas, Apr. 6 (Drew Smyly)
Justin Bour vs. New York (A.L.), Apr. 23 (Chad Green)
Tommy La Stella vs. Minnesota, May 23 (Austin Adams)
Mike Trout at Toronto, June 19 (Aaron Sanchez)
- 2020** - Albert Pujols vs. Houston, Aug. 2 (Josh Espinoza)
Jared Walsh vs. Texas, Sept. 21 (Wye Gibson)

First grand slam at Anaheim Stadium by Curt Blefary, Baltimore, June 6, 1967.

BOLD - Pinch-hit Grand Slam





CLUB HISTORY

THREE HOME RUNS - INNINGS

9/23/20 - at San Diego (2nd inning)
HR: Ohtani, Upton, Bemboom
8/11/20 - vs Oakland (4th inning)
HR: Rendon, Castro, Goodwin
6/8/19 - at Seattle (4th inning)
HR: La Stella, Trout, Ohtani
6/17/19 - at Toronto (2nd inning)
HR: Upton, Calhoun, Ohtani
9/26/17 - at Chicago (2nd inning)
HR: Phillips, Valbuena, Trout
8/2/17 - vs. Philadelphia (3rd inning)
HR: Trout, Cron, Cowart
9/3/16 - at Seattle (1st inning - **consecutive**)
HR: Calhoun, Trout, Pujols
5/14/16 - at Seattle (7th inning)
HR: Giavotella, Calhoun, Trout
5/30/15 - vs. Detroit (2nd inning)
HR: Joyce, Perez, Pujols
7/5/14 - vs. Houston (7th inning)
HR: Freese, Pujols, Cron
4/13/14 - vs. New York - NL (1st inning)
HR: Trout, Pujols, Ibanez
7/10/13 - at Chicago - NL (5th inning)
HR: Pujols, Hamilton, Harris
8/30/10 - at Seattle (6th inning)
HR: Bourjos, Abreu, Matsui
5/7/10 - at Seattle (4th inning)
HR: Rivera, Kendrick, Budde
8/1/09 - at Minnesota (6th inning)
HR: Izturis, Rivera, Morales
7/27/09 - vs. Cleveland (2nd inning - **consecutive**)
HR: Rivera, Morales, Napoli
9/18/08 - at Oakland (7th inning)
HR: Morales, Napoli, Wood
7/7/08* - at Texas (2nd inning)
HR: Mathis, Izturis, Guerrero, Hunter
7/30/06 - at Boston (3rd inning)
HR: Cabrera, Guerrero, Rivera
9/11/05 - at Chicago (1st inning)
HR: Figgins, Anderson, Erstad
5/24/04 - at Toronto (3rd inning - **consecutive**)
HR: Guerrero, Guillen, DaVanon
6/03/03 - vs. Montreal in Puerto Rico (1st inning)
HR: DaVanon, Salmon, Glaus
7/26/01 - vs. Tampa Bay (1st inning - **consecutive**)
HR: Glaus, Erstad, Anderson
6/30/00 - at Oakland (6th inning)
HR: Anderson, Molina, Gil
6/24/00 - at Minnesota (2nd inning - **consecutive**)
HR: Anderson, Glaus, Spiezio
5/28/00 - at Kansas City (5th inning - **consecutive**)
HR: Erstad; Vaughn, Salmon, Anderson

4/21/00 - at Tampa Bay (4th inning)
HR: Vaughn, Salmon, Glaus
4/21/00 - at Tampa Bay (9th inning)
HR: Vaughn, Salmon, Glaus
7/11/97 - at Oakland (5th inning)
HR: Edmonds, Salmon, Phillips
8/11/96 - vs. Kansas City (6th inning)
HR: Arias, Velarde, Davis
7/14/90 - vs. Toronto (7th inning)
HR: Winfield, Downing, Bichette
10/3/87 - vs. Cleveland (1st inning)
HR: Downing, Joyner, Howell
8/16/87 - vs. Oakland (2nd inning)
HR: D. Miller, McLemore, Howell
6/29/87 - at Cleveland (7th inning)
HR: Schofield, DeCinces, Joyner
9/26/86 - vs. Texas (6th inning)
HR: Pettis, Downing, Hendrick
4/26/86 - at Minnesota (9th inning)
HR: Hendrick, R. Jones, Joyner
4/24/84 - at Boston (4th inning - **consecutive**)
HR: Re. Jackson, Downing, Grich
6/7/83 - vs. Chicago (3rd inning)
HR: Sconiers, Re. Jackson, Lynn
6/20/80 - at Boston (3rd inning)
HR: Patek, R. Miller, Thompson
8/31/79 - at Cleveland (8th inning)
HR: Aikens, Grich, J. Anderson
5/11/77 - vs. Baltimore (2nd inning - **consecutive**)
HR: Bonds, Baylor, Ro. Jackson
6/19/76 - vs. Boston (5th inning)
HR: Ro. Jackson, B. Jones, Guerrero
4/30/66 - at Boston (8th inning)
HR: Reichardt 2, Knoop
7/25/64 - at Kansas City (6th inning)
HR: W. Smith, Rodgers, Perry
8/28/62 - at Kansas City (4th inning - **consecutive**)
HR: L. Thomas, Wagner, Rodgers
6/20/61 - vs. Boston (5th inning)
HR: Wagner, Averill, Bilko



FIVE & SIX-HIT GAMES IN CLUB ANNALS (61)

Lee Thomas Sept. 5, 1961 at K.C.
Lee Thomas May 6, 1962 vs. Bal.
Leon Wagner Apr. 26, 1963 at Bal.
Willie Smith July 25, 1964 at K.C.
Jose Cardenal May 31, 1966 vs. Cle.
Vic Davalillo Aug. 4, 1968 at Bos.
Tom Satriano Aug. 11, 1968 at Bal.
Vada Pinson Aug. 4, 1972 at K.C.
Richie Scheinblum July 28, 1973 at K.C.
Denny Doyle Apr. 30, 1974 at Bos.
Dave Collins June 20, 1975 vs. Tex.
Bruce Bochte Sept. 15, 1975 at Min.
Jerry Remy May 31, 1977 at Cle.
Mario Guerrero June 14, 1977 at Min.
Brian Downing Apr. 15, 1979 at Oak.
Dan Ford Aug. 10, 1979 vs. Sea.
Dickie Thon May 28, 1980 vs. Tex.
Bobby Grich July 13, 1980 at Det.
Rick Burleson June 3, 1981 at Tor.
Ron Carew Aug. 21, 1981 vs. Cle.
Dod Baylor Apr. 13, 1982 vs. Sea.
Ron Carew Apr. 22, 1983 vs. Bal.
Juan Beniquez May 29, 1984 at N.Y.
Boo Bonoe June 17, 1988 at K.C.
Dave Winfield Apr. 13, 1991 at Min.
Luis Polonia May 13, 1991 at Cle.
Dave Galagher May 19, 1991 at Bal.
Luis Polonia June 1, 1991 at Tor.
Dave Winfield June 24, 1991 at K.C.
Tim Salmon May 13, 1994 at Sea.
Chris Turner July 5, 1994 at Bos.

Chili Davis May 10, 1995 vs. Tex.
Tony Phillips June 14, 1995 vs. Min.
Rex Hudler May 26, 1996 vs. Bos.
Garret Anderson **Sept. 27, 1996 at Tex. (6)**
Darin Erstad June 9, 1998 at Ari.
Gary DiSaricina June 13, 1998 at Tex.
Gary DiSaricina Sept. 24, 1998 at Oak.
Randy Velarde June 24, 1999 at Sea.
Mo Vaughn June 24, 1999 at Sea.
Mo Vaughn May 24, 2000 at Min.
Tim Salmon July 19, 2002 vs. Bos.
Darin Erstad Aug. 27, 2002 vs. T.B.
Eric Owens Aug. 23, 2003 at Det.
Chone Figgins May 14, 2004 at Bal.
David Eckstein June 2, 2004 vs. Bos.
Jose Guillen July 31, 2004 vs. Sea.
Chone Figgins **June 18, 2007 vs. Hou. (6)**
Casey Kotchman July 23, 2008 vs. Clew.
Kendry Morales Aug. 28, 2009 vs. Oak.
Howie Kendrick Aug. 25, 2010 vs. T.B.
Bobby Abreu Apr. 3, 2011 at K.C.
Mark Trumbo Sept. 10, 2013 at Tor.
Erick Aybar July 3, 2015 at Tex.
C.J. Cron **July 2, 2016 at Bos. (6)**
Carlos Perez July 2, 2016 at Bos.
Yunel Escobar July 26, 2016 at K.C.
Yunel Escobar Aug. 17, 2016 vs. Sea
Cameron Maybin May 16, 2017 vs. CWS
Mike Trout May 26, 2018 at NY (A.L.)
Mike Trout Sept. 8, 2018 vs. CWS

Bold indicates club-record, six-hit game

CLUB HISTORY

OPPONENTS' GRAND SLAM



- 1961** - Al Smith at Chicago, June 13 (Ron Kline)
Carroll Hardy (BOS) at Wrigley Field, Aug. 25 (Johnny James)
Wayne Causey (KCA) at Wrigley Field, Aug. 21 (Jim Donohue)
Al Smith at Chicago, Sept. 17 (Johnny James)
Walt Bond (CLE) at Wrigley Field, Oct. 1 (Ryne Duren)
- 1962** - Brooks Robinson (BAL) at Chavez Ravine, May 6 (Ken McBride)
Ed Charles at Kansas City, May 26 (Dean Chance)
Roger Maris (NY) at Chavez Ravine, Aug. 21 (Jack Spring)
- 1963** - Joe Peitone (NYY) at Chavez Ravine, May 2 (Dean Chance)
Dick Stuart at Boston, May 15 (Art Fowler)
Don Zimmer at Washington, July 7 (Paul Foytack)
Lou Clinton (BOS) at Chavez Ravine, July 14 (Paul Foytack)
Fred Whitfield at Cleveland, July 31 (Don Lee)
- 1964** - Tony Oliva at Minnesota, May 7 (Jack Spring)
Tony Conigliaro (BOS) at Chavez Ravine, June 3 (Dan Osinski)
Lee Thomas at Boston, July 4 (Ken Holt)
Rich Rollins at Minnesota, July 19 (Don Lee)
- 1965** - NONE
- 1966** - Mickey Mantle at New York, July 23 (Marcelino Lopez)
Tom Tresh at New York, July 24 (Lew Burdette)
Fred Valentine at Washington, July 27 (Clyde Wright)
- 1967** - Curt Blefary (BAL) at Anaheim Stadium, June 6 (Lew Burdette)
Paul Casanova at Washington, July 30 (Jim Coates)
- 1968** - Tom McCraw (CHI) at Anaheim Stadium, May 7 (Sammy Ellis)
Davey Johnson at Baltimore, June 5 (Clyde Wright)
Ken Harrison at Boston, June 13 (Andy Messersmith)
- 1969** - Sal Bando at Oakland, Aug. 26 (George Brunet)
Rick Monday (OAK) at Anaheim Stadium, Apr. 30 (George Brunet)
Mike Stanley at Detroit, May 23 (Andy Messersmith)
Fred Talbot at Seattle, July 9 (Eddie Fisher)
- 1970** - Brent Aveya (MIN) at Anaheim Stadium, Apr. 15 (Andy Messersmith)
Leo Cardenas at Minnesota, Sept. 15 (Frank Bradley)
- 1971** - Carlos May at Chicago, Sept. 18 (Tom Murphy)
- 1972** - Eric Soderholm at Minnesota, June 26 (Eddie Fisher)
John Briggs at Milwaukee, July 14 (Nolan Ryan)
Johnny Waber (KC) at Anaheim Stadium, Sept. 20 (Rudy May)
- 1973** - **Danny Walton at Minnesota, Apr. 27 (Steve Barber)**
Bobby Darwin (SEA) at Anaheim Stadium, Sept. 25 (Nolan Ryan)
Jeff Burroughs at Texas, July 26 (Bill Singer)
Dick Green (OAK) at Anaheim Stadium, Aug. 5 (Steve Barber)
Joe Lahoud (MIL) at Anaheim Stadium, Aug. 22 (Aurelio Monteagudo)
- 1974** - Jeff Burroughs (TEX) at Anaheim Stadium, Aug. 9 (Skip Lockwood)
George Hendrick at Cleveland, Jan. 28 (Dick Selma)
Bill Sudakis at New York, June 11 (Dick Lange)
Sal Bando at Oakland, June 24 (Barry Zazano)
Hal McRae at Kansas City, Sept. 26 (Chuck Dobson)
- 1975** - Sal Bando at Oakland, May 7 (Chuck Dobson)
Mike Cubbage (KC) at Anaheim Stadium, June 20 (Bill Singer)
Frank White (KC) at Anaheim Stadium, June 25 (Luis Quintana)
- 1976** - Rod Carew at Minnesota, July 4 (Sid Monge)
Charlie Spikes at Cleveland, July 22 (Frank Tanana)
- 1977** - Bucky Dent at New York, May 3 (Mike Cuellar)
Mike Jorgensen (OAK) at Anaheim Stadium, July 2 (Dave LaRoche)
John Singleton (BAL) at Anaheim Stadium, Aug. 6 (Ken Brett)
Pat Kelly at Baltimore, Aug. 11 (Randy Ryan)
- 1978** - Leon Roberts at Seattle, Aug. 12 (Chris Knapf)
- 1979** - Lee May at Baltimore, May 5 (Don Aase)
Andre Thornton at Cleveland, Sept. 1 (Jim Barr)
- 1980** - NONE
- 1981** - Roy Smalley (MIN) at Anaheim Stadium, Apr. 18 (Bill Travers)
Doug DeCinces at Baltimore, Aug. 27 (Don Aase)
- 1982** - Steve Genge (CHI) at Anaheim Stadium, June 19 (Luis Sanchez)
- 1983** - Tony Bernazard (SEA) at Anaheim Stadium, Aug. 13 (Ken Forsch)
- 1984** - Kent Hrbek at Minnesota, Apr. 16 (John Curtis)
Lloyd Moseby at Toronto, Apr. 20 (Mike Witt)
Wayne Gross (BAL) at Anaheim Stadium, May 27 (Mike Witt)
 Dwight Evans at Boston, July 15 (Bruce Kison)
Bill Buckner (BOS) at Anaheim Stadium, July 21 (Curt Kaufman)
Randy Bush at Minnesota, July 28 (Jim Slaton)
Chet Lemon (DET) at Anaheim Stadium, Aug. 26 (Curt Kaufman)
Darryl Motley at Kansas City, Sept. 24 (Frank LaRoche)
- 1985** - Dave Collins (OAK) at Anaheim Stadium, Aug. 17 (Mike Witt)
Eddie Murray (BAL) at Anaheim Stadium, Aug. 26 (Alan Fowlkes)
- 1986** - Jim Presley at Seattle, Apr. 8 (Ken Forsch)
Danny Tartabull (SEA) at Anaheim Stadium, Apr. 15 (Don Sutton)
Rich Gedman (BOS) at Anaheim Stadium, July 25 (Vern Ruhle)
Pete Incaviglia (TEX) at Anaheim Stadium, Sept. 28 (Mike Witt)
- 1987** - Tony Phillips (OAK) at Anaheim Stadium, Apr. 20 (Gary Lucas)
Matt Nokes (DET) at Anaheim Stadium, Apr. 30 (Mike Cook)
Tony Bernazard (CLE) at Anaheim Stadium, June 10 (John Candelaria)
Mike Kingery (SEA) at Anaheim Stadium, Aug. 2 (Kirk McCaskill)
Mike Pagliaro at New York, Sept. 4 (Kirk McCaskill)
- 1988** - Mark McGwire at Oakland, Aug. 11 (DeWayne Buice)
Pete O'Brien (TEX) at Anaheim Stadium, Sept. 18 (Bryan Harvey)
- 1989** - Jeffrey Leonard at Seattle, Apr. 14 (Mike Witt)
Bo Jackson (KC) at Anaheim Stadium, Sept. 27 (Willie Fraser)
- 1990** - Darryl Hamilton at Milwaukee, July 8 (Mark Eichhorn)
- 1991** - Randy Milligan at Baltimore, July 23 (Bryan Harvey)
Craig Grebeck (CHI) at Anaheim Stadium, Sept. 15 (Kyle Abbott)
Tim Spehr at Kansas City, Sept. 29 (Jim Abbott)
- 1992** - Tim Lincecum (SEA) at Anaheim Stadium, Apr. 25 (Joe Grahe)
Albert Belle at Cleveland, July 10 (Joe Grahe)
Kirk Gibson (DET) at Anaheim Stadium, Apr. 9 (Scott Sanderson)
Joe Carter at Toronto, June 8 (Darryl Scott)
Juan Gonzalez (TEX) at Anaheim Stadium, July 17 (Ken Patterson)
George Bell (CHI) at Anaheim Stadium, June 20 (Russ Springer)
Julio Franco at Texas, Aug. 10 (Phil Leftwich)
Dave Henderson at Oakland, Oct. 1 (Mark Holzemeyer)
- 1994** - Matt Nokes at New York, Apr. 25 (Mark Leiter)
Dick Schofield at Toronto, May 28 (Mark Langston)
Kirk Gibson (DET) at Anaheim Stadium, July 9 (Mike Butcher)
Hubie Brooks at Kansas City, June 13 (Bob Patterson)
Cal Ripken Jr. at Baltimore, July 3 (Brian Anderson)
- 1995** - Reggie Jefferson (BOS) at Anaheim Stadium, May 26 (Mike Butcher)
Mark McGwire at Oakland, June 30 (Mike Smith)
Matt Mieske (MIL) at Anaheim Stadium, July 9 (Chuck Finley)
Albert Belle at Cleveland, July 18 (Lee Smith)
Mike Blowers (SEA) at Anaheim Stadium, Aug. 3 (Mike Butcher)
- 1996** - Dan Wilson at Seattle, Apr. 16 (Jim Abbott)
Mark McGwire at Oakland, May 1 (Phil Leftwich)
Chuck Knoblauch at Minnesota, June 5 (Mark Eichhorn)
Geronimo Berroa (OAK) at Anaheim Stadium, June 27 (Shad Williams)
Matt Stairs at Oakland, July 5 (Ryan Hancock)
Tony Clark at Detroit, Aug. 1 (Greg Goff)
Johnny Damon (KC) at Anaheim Stadium, Aug. 10 (Jim Abbott)
Cal Ripken at Baltimore, May 6 (Pep Harris)
Rich Aurilia (SF) at Anaheim Stadium, June 14 (Allen Watson)
Marquis Grissom (CLE) at Anaheim Stadium, Aug. 27 (Allen Watson)
Bobby Higginson at Detroit, Sept. 6 (Allen Watson)
Lee Stevens (TEX) at Anaheim Stadium, Sept. 26 (Mike Holtz)
- 1998** - Yamil Bertie at Arizona, June 9 (Chuck Finley)
- 1999** - Brady Anderson (BAL) at Angel Stadium, May 27 (Mike Magnante)
Devon White at Los Angeles, June 5 (Tim Belcher)
Rafael Palmeiro at Texas, July 22 (Steve Sparks)
- 2000** - Brad Fullmer at Toronto, Apr. 18 (Lou Pote)
Darrin Fletcher at Toronto, Apr. 20 (Kent Mercker)
Royce Clayton (TEX) at Angel Stadium, May 12 (Scott Schoeneweis)
Ben Grieve at Oakland, July 22 (Brian Cooper)
Roberto Alomar (CLE) at Angel Stadium, Aug. 27 (Mark Petkovsek)
- 2001** - John Olerud at Seattle, Apr. 21 (Jarrod Washburn)
Doug Mirabelli (BOS) at Angel Stadium, Aug. 21 (Scott Schoeneweis)
Corey Koskie (MIN) at Angel Stadium, Sept. 8 (Pat Rapp)
- 2002** - Mark McLemore at Seattle, Apr. 22 (Scott Schoeneweis)
Raul Ibanez at Kansas City, July 14 (Allen Watson)
Troy Glaus at Toronto, Aug. 1 (Troy)
- 2003** - Vernon Wells at Toronto, May 3 (Ben Weber)
Brian Roberts (BAL) at Angel Stadium, May 22 (Triz Perival)
Brian Roberts at Baltimore, May 28 (Ramon Ortiz)
Jose Reyes (NYM) at Angel Stadium, July 15 (Jarrod Washburn)
Bret Boone at Seattle, June 17 (Kevin Appier)
Tony Batista at Baltimore, July 18 (Jarrod Washburn)
David Segui at Baltimore, July 20 (Francisco Rodriguez)
Randy Winn at Seattle, Sept. 13 (Francisco Rodriguez)
Miguel Tejada (OAK) at Angel Stadium, Sept. 15 (Ramon Ortiz)
 Hank Blalock at Texas, Sept. 20 (Aaron Sele)
- 2004** - Brandon Inge at Detroit, Apr. 27 (Scott Shields)
- 2005** - Alex Rodriguez at New York (A.L.), Apr. 26 (Bartolo Colon)
Randy Winn (SEA) at Angel Stadium, July 15 (Jose Peraza)
Miguel Tejada at Baltimore, Aug. 23 (Francisco Rodriguez)
- 2006** - Nick Swisher at Oakland, Apr. 22 (Jeff Weaver)
Travis Hafner at Cleveland, June 3 (Brendan Donnelly)
Richie Sexson (SEA) at Angel Stadium, June 10 (John Lackey)
Mark DeRosa (TEX) at Angel Stadium, Aug. 4 (John Lacey)
 Nelson Cruz at Texas, Aug. 16 (Kevin Gregg)
- 2007** - **Ben Broussard (SEA) at Angel Stadium, Apr. 21 (Scott Shields)**
David Ortiz at Boston, Aug. 18 (Jered Weaver)
 Hank Blalock (TEX) at Angel Stadium, Sept. 2 (Scott Shields)
- 2008** - Ben Broussard (TEX) at Angel Stadium, Apr. 4 (Dustin Moseley)
Carlos Quentin (CWS) at Angel Stadium, May 14 (Scott Shields)
Mark Ellis at Oakland, June 8, 2008 (walk-off, Chris Bootcheck)
- 2009** - Ichiro Suzuki at Seattle, Apr. 15 (Jason Bulger)
Jason Kubel at Minnesota, Apr. 17 (Jason Bulger)
Clete Thomas at Detroit, June 7 (Jason Bulger)
- 2010** - Brennan Boesch at Detroit, Apr. 30 (Joel Pineiro)
Brad Penny at St. Louis, May 21 (Joel Pineiro)
 Ryan Braun (MIL) at Angel Stadium, June 14 (Joe Saunders)
 Vladimir Guerrero (TEX) at Angel Stadium, June 30 (Scott Kazmir)
Rajai Davis at Oakland, July 10 (Scott Kazmir)
 Marco Scutaro (BOS) at Angel Stadium, July 28 (Fernando Rodney)
Ryan Kalish at Boston, Aug. 17 (Jered Weaver)
 Lou Lison (CLE) at Angel Stadium, Sept. 7 (Francisco Rodriguez)
- 2011** - Conor Jackson at Oakland, July 17 (Joel Pineiro)
Michael Cuddyer (MIN) at Angel Stadium, Aug. 3 (Hisanori Takahashi)
Robinson Cano at New York (A.L.), Aug. 11 (Scott Downs)
Adam Lind at Toronto, Aug. 13 (Jered Weaver)
David Murphy at Texas, Aug. 26 (Dan Haren)
- 2012** - Nelson Cruz at Texas, May 13 (Jered Weaver)
- 2013** - Chris Hermann (MIN) at Angel Stadium, July 23 (Ernesto Frieri)
Alfonso Soriano at New York (A.L.), Aug. 14 (Jered Weaver)
Anthony Gose at Toronto, Sept. 9 (Jerome Williams)
Matt Dominguez (SEA) at Houston, Sept. 12 (Jered Weaver)
- 2014** - Brandon Moss at Oakland, May 30 (Garrett Richards)
Nick Swisher at Cleveland, June 19 (Ernesto Frieri)
Omar Infante at Kansas City, June 27 (Matt Shoemaker)
Chris Carter (HOU) at Angel Stadium, July 5 (Hector Santiago)
Yan Gomes at Cleveland, May 29 (Joe Smith)
Abraham Almonte at Cleveland, May 30 (Jered Weaver)
- 2016** - Ian Kinsler (DET) at Angel Stadium, May 31 (Cam Bedrosian)
Coco Crisp (OAK) at Angel Stadium, June 26 (Hector Santiago)
 Seth Smith (SEA) at Angel Stadium, Sept. 13 (Mike Morin)
Bradley Zimmer at Cleveland, July 25 (Jesus Chavez)
Edwin Encarnacion at Cleveland, July 25 (Bud Norris)
Steve Pearce at Toronto, July 30 (Bud Norris)
Manny Machado (BAL) at Angel Stadium, Aug. 7 (J.C. Ramirez)
Manny Machado at Baltimore, Aug. 11 (J.C. Ramirez)
Rafael Devers (BOS) at Angel Stadium, April 18 (Tyler Skaggs)
Daniel Robertson (TB) at Angel Stadium, May 19 (Andrew Heaney)
James McCann at Detroit, May 28 (Tyler Skaggs)
George Springer (HOU) at Angel Stadium, July 21 (Noe Ramirez)
Marwin Gonzalez (DET) at Angel Stadium, Aug. 24 (Andrew Heaney)
Di LeMahe (COL) at Angel Stadium, July 29 (Jim Johnson)
Yuli Gurriel at Houston, Sept. 21 (Andrew Heaney)
- 2019** - Alex Bregman (HOU) at Estadio de Beisbol Monterrey, May 5 (Cam Bedrosian)
Yuli Gurriel at Houston, July 7 (Cam Bedrosian)
James McCann (CWS) at Angel Stadium, Aug. 16 (Ty Buttrey)
Matt Olson (OAK) at Oakland, July 24 (Hoby Milner)
Charlie Blackmon (COL) at Colorado, September 11 (Jose Quijada)
- 2020** -

BOLD - Pinch-hit Grand Slam



CLUB HISTORY

ANGELS MISC. HOME RUNS

PINCH-HIT HOME RUNS [138]

- 1961 — (7).....Steve Bilko, Ken Hunt, Ted Kluszewski, Albie Pearson, Del Rice, Lee Thomas and Leon Wagner
- 1962 — (5).....Earl Averill, Tom Burgess, Ed Sadowski, Tom Satriano and Leon Wagner
- 1963 — (2).....Hank Foiles and Frank Kostrco
- 1964 — (2).....Jim Fregosi and Tom Satriano
- 1965 — (1).....Julio Gotay
- 1966 — (4).....Joe Adcock (3) and Jose Cardenal
- 1967 — (3).....Jimmie Hall, Jay Johnstone and John Werhas
- 1968 — (2).....Ed Kirkpatrick and Roger Repoz
- 1969 — (1).....Billy Cowan
- 1970 — (2).....Billy Cowan and Jay Johnstone
- 1971 — (4).....Jim Fregosi, Syd O'Brien, Roger Repoz and Tom Reynolds
- 1972 — (3).....Jack Hiatt, Syd O'Brien and John Stephenson
- 1973 — (3).....Mike Epstein, Winston Llenas and Frank Robinson
- 1974 — (2).....Charlie Sands and Winston Llenas
- 1975 — (1).....Adrian Garrett
- 1976 — (1).....Ron Jackson
- 1977 — (3).....Ike Hampton and Tony Solaita (2)
- 1978 — (2).....Merv Rettenmund and Joe Rudi
- 1980 — (2).....Al Cowens and Jason Thompson
- 1981 — NONE
- 1982 — (1).....Rod Carew
- 1983 — (4).....Daryl Sconiers (2), Rob Wilfong and Reggie Jackson
- 1984 — (3).....Jerry Narron (2) and Daryl Sconiers
- 1985 — (2).....Juan Beniquez and Jerry Narron
- 1986 — (4).....Ruppert Jones (2), Bobby Grich and Mark Ryal
- 1987 — (9).....George Hendrick (3), Jack Howell (2), Ruppert Jones (2) and Mark Ryal (2)
- 1988 — (3).....Tony Armas, George Hendrick and Johnny Ray
- 1989 — (1).....Claudell Washington
- 1990 — (2).....Jack Howell and Dave Winfield
- 1991 — (2).....Bobby Rose and Max Venable

- 1992 — (3).....Bobby Rose, Gary Gaetti and Damion Easley
- 1993 — (3).....Tony Lovullo and Greg Myers (2)
- 1994 — (2).....Dwight Smith and Bo Jackson
- 1995 — (1).....Eduardo Perez
- 1996 — (7).....Jack Howell (4), Mike Aldrete (2) and Jim Edmonds
- 1997 — NONE
- 1998 — NONE
- 1999 — (2).....Todd Greene and Matt Luke
- 2000 — (2).....Scott Spiezio (2)
- 2001 — (4).....Shawn Wooden (2), Orlando Palmeiro and Bengie Molina
- 2002 — (2).....Jeff DaVanon and Julio Ramirez
- 2003 — (1).....Adam Kennedy
- 2004 — (2).....Shane Halter and Andres Galarraga
- 2005 — (1).....Dallas McPherson
- 2006 — (4).....Tim Salmon (2), Robb Quinlan and Dallas McPherson
- 2007 — (2).....Robb Quinlan and Brandon Wood
- 2008 — NONE
- 2009 — (2).....Gary Matthews Jr. and Kendrys Morales
- 2010 — NONE
- 2011 — (2).....Russell Branyan (2)
- 2012 — (2).....Alberto Callaspo and Kendrys Morales
- 2013 — (3).....Hank Conger, Grant Green and Chris Iannetta
- 2014 — (1).....David Freese
- 2015 — (2).....C.J. Cron and Jett Bandy
- 2016 — (1).....Jeffrey Marte
- 2017 — (1).....C.J. Cron
- 2018 — (5).....Jose Briceño (2), Jeffry Marte, Shohei Ohtani (2)
- 2019 — (2).....Brian Goodwin, Jared Walsh
- 2020 — NONE

BOLD - Grand Slam

INSIDE-THE-PARK HOME RUNS [27]

- 1962 — Jim Fregosi, Sept. 19 vs. Baltimore (Steve Barber)
- 1963 — Jim Fregosi, Sept. 6 vs. Kansas City (Dave Wickersham)
- 1964 — Buck Rodgers, Sept. 7 vs. Boston (Dick Radatz)
- 1966 — Paul Schaal, Aug. 2 vs. New York (Hal Reniff)
Jose Cardenal, Aug. 30 vs. Boston (Roland Sheldon)
- 1967 — Rick Reichardt, June 25 at Kansas City (John Odum)
Jose Cardenal, Aug. 13 at Boston (Jim Lonborg)
- 1969 — Sandy Alomar, June 23 vs. Minnesota (Dick Woodson)
Rick Reichardt, Sept. 24 vs. Seattle (Gene Brabender)
- 1971 — Ken McMullen, Sept. 5 at Milwaukee (Skip Lockwood)
- 1972 — Leo Cardenas, July 15 at Milwaukee (Gary Ryerson)
- 1973 — Rudy Meoli, July 28 at Kansas City (Gene Garber)
- 1976 — Dave Collins, Sept. 23 vs. Texas (Tommy Boggs)
- 1977 — Bobby Bonds, Aug. 3 vs. New York (Ron Guidry)
- 1983 — Gary Pettis, Sept. 27 vs. Toronto (Luis Leal)
- 1984 — Rob Picciolo, July 4 at Toronto (Dave Stieb)
- 1987 — Gary Pettis, Apr. 22 vs. Oakland (Curt Young)
- 1990 — Luis Polonia, Aug. 14 vs. New York (Tim Leary)
- 1991 — Luis Polonia, Aug. 9 vs. Oakland (Dave Stewart)
- 1996 — Darin Erstad, Sept. 6 at Minnesota (Brad Radke)
- 1997 — Darin Erstad, May 24 at Toronto (Woody Williams)
- 2006 — Vladimir Guerrero, May 26 vs. Baltimore (Todd Williams)
Dallas McPherson, June 17 vs. San Diego (Jake Peavy)
Chone Figgins, Sept. 29 vs. Oakland (Kiko Calero)
- 2007 — Gary Matthews Jr., June 17 at Los Angeles-NL (Brett Tomko)
- 2012 — Peter Bourjos, Apr. 11 at Minnesota (Carl Pavano)
- 2019 — Tommy La Stella, June 25 vs. Cincinnati (Tyler Mahle)

HOME RUN IN FIRST AT-BAT AS ANGEL [10]

- Ted Kluszewski, Apr. 11, 1961
- Bob Cerv, Apr. 11, 1961
- Don Rose, May 24, 1972 (1st Major League at-bat)
- Frank Robinson, Apr. 6, 1973
- Dave Machemer, June 21, 1978 (1st Major League at-bat)
- Mark Ryal, Sept. 2, 1986
- Claudell Washington, Apr. 4, 1989
- Dave Parker, Apr. 9, 1991
- Von Hayes, Apr. 7, 1992
- Mike Napoli, May 4, 2006 (1st Major League at-bat)

HOME RUN IN FIRST GAME AS ANGEL [33]

- Ted Kluszewski, April 11, 1961
- Bob Cerv, April 11, 1961
- Lou Clinton, June 5, 1964
- Vic Power, June 14, 1964
- Don Mincher, April 11, 1967
- Woodie Held, June 16, 1967
- Ken McMullen, April 28, 1970
- Billy Parker, Sept. 9, 1971
- Bob Oliver, May 7, 1972
- Frank Robinson, April 6, 1973
- Richie Scheinblum, June 16, 1973
- Orlando Alvarez, May 13, 1976
- Joe Rudi, April 6, 1977
- Dave Machemer, June 21, 1978
- Dave Skaggs, May 14, 1980
- Mark Ryal, Sept. 2, 1986
- Claudell Washington, April 4, 1989
- Dave Parker, April 9, 1991
- Von Hayes, April 7, 1992
- Rene Gonzales, April 12, 1992
- J.T. Snow, April 6, 1993
- Eduardo Perez, July 27, 1993
- Andy Allanson, April 26, 1995
- Mike Napoli, May 4, 2006
- Kendrys Morales, May 23, 2006
- Hideki Matsui, April 5, 2010
- Paul McNulty, July 4, 2010
- Carlos Perez, May 5, 2015
- Zack Cozart, Mar. 29, 2018
- Jose Briceño, May 26, 2018
- Francisco Arcia, July 26, 2018
- Jason Castro, July 24, 2020
- Anthony Rendon, July 28, 2020



Hideki Matsui homers Opening Day, April 5, 2010 vs. Twins

CLUB HISTORY

ANGELS IN INTERLEAGUE PLAY



N.L. WEST			
ARIZONA DIAMONDBACKS			
YEAR	HOME	ROAD	TOTALS
1998	0-0	2-1	2-1
1999	1-2	0-0	1-2
2000	0-0	1-2	1-2
2001	1-2	0-0	1-2
2006	0-0	2-1	2-1
2009	3-0	3-0	3-0
2012	2-1	0-0	2-1
2015	1-1	1-1	2-2
2018	1-1	0-2	1-3
2020	1-2	0-0	1-2
TOTALS	7-9	9-7	16-16

COLORADO ROCKIES			
YEAR	HOME	ROAD	TOTALS
1997	0-2	1-1	1-3
1998	3-0	0-0	3-0
1999	0-0	2-1	2-1
2000	3-0	0-0	3-0
2001	0-0	3-0	3-0
2006	1-2	0-0	1-2
2009	2-1	0-0	2-1
2010	2-1	0-0	2-1
2012	0-0	3-0	3-0
2015	2-0	2-0	4-0
2018	1-1	1-1	2-2
2020	0-0	2-1	2-1
TOTALS	14-7	14-4	28-11

LOS ANGELES DODGERS			
YEAR	HOME	ROAD	TOTALS
1997	0-2	0-2	0-4
1998	2-0	1-1	3-1
1999	1-2	1-2	2-4
2000	2-1	2-1	4-2
2001	2-1	2-1	4-2
2002	2-1	1-2	3-3
2003	3-0	1-2	4-2
2004	1-2	2-1	3-3
2005	3-0	2-1	5-1
2006	2-1	0-3	2-4
2007	3-0	2-1	5-1
2008	1-2	1-1	2-3
2009	1-2	1-1	2-3
2010	2-1	3-0	5-1
2011	2-1	2-1	4-2
2012	2-1	2-1	4-2
2013	2-0	0-2	2-2
2014	0-2	1-1	1-3
2015	1-2	0-3	1-5
2016	2-0	1-1	3-1
2017	1-1	1-1	2-2
2018	2-1	1-2	3-3
2019	2-0	2-0	4-0
2020	0-3	0-3	0-6
TOTALS	40-25	30-35	70-60

SAN DIEGO PADRES			
YEAR	HOME	ROAD	TOTALS
1997	1-1	1-1	2-2
1998	0-0	1-2	1-2
1999	0-3	0-0	0-3
2000	0-0	2-1	2-1
2001	2-1	0-0	2-1
2006	1-2	1-2	2-4
2009	3-0	0-0	3-0
2012	0-0	1-2	1-2
2015	1-2	0-0	1-2
2018	0-0	3-0	3-0
2020	1-1	2-0	3-1
TOTALS	9-10	10-6	19-16

SAN FRANCISCO GIANTS			
YEAR	HOME	ROAD	TOTALS
1997	0-2	1-1	1-3
1998	1-2	0-0	1-2
1999	0-0	1-2	1-2
2000	2-1	0-0	2-1
2001	0-0	0-3	0-3
2006	0-0	1-2	1-2
2009	0-0	3-0	3-0
2012	2-1	0-0	2-1
2015	0-0	0-3	0-3
2018	1-2	0-0	1-2
2020	1-1	0-2	1-3
TOTALS	7-9	6-13	13-22

N.L. CENTRAL			
CHICAGO CUBS			
YEAR	HOME	ROAD	TOTALS
2004	1-2	0-0	1-2
2010	0-0	2-1	2-1
2013	1-1	1-1	2-2
2016	0-2	0-2	0-4
2019	0-0	1-2	1-2
TOTALS	2-5	4-6	6-11

CINCINNATI REDS			
YEAR	HOME	ROAD	TOTALS
2002	2-1	0-0	2-1
2007	0-0	2-1	2-1
2013	0-0	1-2	1-2
2016	3-0	0-0	3-0
2019	2-0	0-2	2-2
TOTALS	7-1	3-5	10-6

HOUSTON ASTROS			
YEAR	HOME	ROAD	TOTALS
2004	0-0	1-2	1-2
2007	2-1	0-0	2-1
TOTALS	2-1	1-2	3-3

MILWAUKEE BREWERS			
YEAR	HOME	ROAD	TOTALS
2002	0-0	3-0	3-0
2004	1-2	0-0	1-2
2010	1-2	0-0	1-2
2013	0-0	3-0	3-0
2016	0-0	1-2	1-2
2019	3-0	0-0	3-0
TOTALS	5-4	7-2	12-6

PITTSBURGH PIRATES			
YEAR	HOME	ROAD	TOTALS
2002	2-1	0-0	2-1
2004	0-0	1-2	1-2
2007	3-0	0-0	3-0
2013	0-3	0-0	0-3
2016	0-0	2-1	2-1
2019	1-2	0-0	1-2
TOTALS	6-6	3-3	9-9

ST. LOUIS CARDINALS			
YEAR	HOME	ROAD	TOTALS
2002	0-0	1-2	1-2
2007	0-0	2-1	2-1
2010	0-0	1-2	1-2
2013	2-1	0-0	2-1
2016	0-3	0-0	0-3
2019	0-0	1-2	1-2
TOTALS	2-4	5-7	7-11

N.L. EAST			
ATLANTA BRAVES			
YEAR	HOME	ROAD	TOTALS
2005	0-0	2-1	2-1
2008	1-2	0-0	1-2
2011	2-1	0-0	2-1
2014	0-0	1-2	1-2
2017	2-1	0-0	2-1
TOTALS	5-4	3-3	8-7

MIAMI MARLINS			
YEAR	HOME	ROAD	TOTALS
2003	0-0	2-1	2-1
2005	2-1	0-0	2-1
2011	0-0	2-1	2-1
2014	2-1	0-0	2-1
2017	0-0	1-2	1-2
TOTALS	4-2	5-4	9-6

NEW YORK METS			
YEAR	HOME	ROAD	TOTALS
2003	1-2	0-0	1-2
2005	0-0	2-1	2-1
2008	1-2	0-0	1-2
2011	0-0	2-1	2-1
2014	2-1	0-0	2-1
2017	0-0	1-2	1-2
TOTALS	4-5	5-4	9-9

PHILADELPHIA PHILLIES			
YEAR	HOME	ROAD	TOTALS
2003	2-1	0-0	2-1
2008	0-0	3-0	3-0
2014	2-0	2-0	4-0
2017	3-0	3-0	6-0
TOTALS	7-1	5-0	12-1

WASHINGTON NATIONALS			
YEAR	HOME	ROAD	TOTALS
2003*	0-0	2-1	2-1
2005	1-2	0-0	1-2
2008	0-0	2-1	2-1
2011	3-0	0-0	3-0
2014	0-0	2-1	2-1
2017	1-1	1-1	2-2
TOTALS	5-3	7-4	12-7

* vs. Montreal Expos (in San Juan, PR)

BY DIVISION			
DIVISION	HOME	ROAD	TOTAL
N.L. West	77-60	69-65	146-125
N.L. Central	24-21	23-25	47-46
N.L. East	25-15	25-15	50-30
TOTALS	126-96	117-105	243-201

BY YEAR			
YEAR	HOME	ROAD	TOTAL
1997	1-7	3-5	4-12
1998	6-2	4-4	10-6
1999	2-7	4-5	6-12
2000	7-2	5-4	12-6
2001	5-4	5-4	10-8
2002	6-3	5-4	11-7
2003	6-3	5-4	11-7
2004	3-6	4-5	7-11
2005	6-3	6-3	12-6
2006	4-5	3-6	7-11
2007	8-1	6-3	14-4
2008	4-5	6-3	10-8
2009	6-3	8-1	14-4
2010	5-4	6-3	11-7
2011	7-2	6-3	13-5
2012	6-3	6-3	12-6
2013	5-5	5-5	10-10
2014	6-4	6-4	12-8
2015	5-5	3-7	8-12
2016	5-5	4-6	9-11
2017	7-3	4-6	11-9
2018	5-5	5-5	10-10
2019	8-2	5-6	13-8
2020	3-7	4-6	7-13
TOTALS	126-96	117-105	243-201

CLUB HISTORY



CLUB HISTORY

SERIES SWEEPS

3-GAME					4-GAME				
BALTIMORE	TOT.	W/L	H/R	LAST TIME	TOT.	W/L	H/R	LAST TIME	
	10	W	H	May 1-3, 2018	0	W	H	—	
	11	L	H	Aug. 27-29, 2010	0	L	H	—	
	2	W	R	Aug. 19-21, 2011	0	W	R	—	
	10	L	R	Aug. 3-5, 2010	2	L	R	July 17-20, 2003	
BOSTON	TOT.	W/L	H/R	LAST TIME	TOT.	W/L	H/R	LAST TIME	
	13	W	H	Aug. 28-30, 2012	1	W	H	July 17-20, 2015	
	12	L	H	Apr. 17-19, 2018	1	L	H	June 12-15, 1980	
	4	W	R	Aug. 21-23, 2012	2	W	R	Aug. 18-21, 2014	
	16	L	R	June 26-28, 2018	3	L	R	Apr. 21-24, 2011	
CHICAGO (AL)	TOT.	W/L	H/R	LAST TIME	TOT.	W/L	H/R	LAST TIME	
	11	W	H	May 15-17, 2017	1	W	H	Sept. 28-Oct 1, 1970	
	9	L	H	Sept. 24-26, 2010	1	L	H	Sept. 22-25, 1983	
	7	W	R	Sept. 7-9, 2018	1	W	R	July 28-31, 1988	
	11	L	R	Aug. 10-12, 2015	4	L	R	July 5-8, 2010	
CLEVELAND	TOT.	W/L	H/R	LAST TIME	TOT.	W/L	H/R	LAST TIME	
	12	W	H	Apr. 28-30, 2014	2	W	H	May 13-16, 1982	
	13	L	H	Sept. 9-11, 2019	0	L	H	—	
	4	W	R	Sept. 9-5, 2004	2	W	R	July 28-30, 1997	
	5	L	R	Aug. 2-4, 2019	6	L	R	Aug. 30-Sept. 2, 1999	
COLORADO	TOT.	W/L	H/R	LAST TIME	TOT.	W/L	H/R	LAST TIME	
	2	W	H	July 7-9, 2000	0	W	H	—	
	0	L	H	—	0	L	H	—	
	2	W	R	June 8-10, 2012	0	W	R	—	
	0	L	R	—	0	L	R	—	
DETROIT	TOT.	W/L	H/R	LAST TIME	TOT.	W/L	H/R	LAST TIME	
	12	W	H	Aug. 6-8, 2018	4	W	H	May 28-31, 2015	
	8	L	H	Aug. 16-18, 1993	0	L	H	—	
	4	W	R	June 25-27, 2013	1	W	R	July 13-16, 1995	
	12	L	R	Apr. 30-May 2, 2010	1	L	R	July 1-4, 1968	
HOUSTON	TOT.	W/L	H/R	LAST TIME	TOT.	W/L	H/R	LAST TIME	
	0	L	H	Aug. 24-26, 2018	2	L	H	Sept. 4-6, 2020	
	1	W	R	June 28-30, 2013	0	W	R	—	
	5	L	R	Aug. 23-25, 2019	0	L	R	—	
KANSAS CITY	TOT.	W/L	H/R	LAST TIME	TOT.	W/L	H/R	LAST TIME	
	12	W	H	June 4-6, 2015	0	W	H	—	
	8	L	H	June 25-27, 2007	3	L	H	May 6-9, 1996	
	9	W	R	April 12-14, 2018	2	W	R	May 23-26, 2013	
	8	L	R	Apr. 14-16, 2017	0	L	R	—	
LOS ANGELES	TOT.	W/L	H/R	LAST TIME	TOT.	W/L	H/R	LAST TIME	
	3	W	H	May 18-20, 2007	0	W	H	—	
	1	L	H	Aug. 14-16, 2020	0	L	H	—	
	1	W	R	June 11-13, 2010	0	W	R	—	
	4	L	R	Sept. 25-27, 2020	0	L	R	—	
MILWAUKEE	TOT.	W/L	H/R	LAST TIME	TOT.	W/L	H/R	LAST TIME	
	10	W	H	Apr. 8-10, 2019	0	W	H	—	
	4	L	H	Sept. 19-21, 1988	0	L	H	—	
	4	W	R	Aug. 30-Sept. 1, 2013	1	W	R	July 27-30, 1995	
	5	L	R	May 9-11, 1997	0	L	R	—	
MINNESOTA	TOT.	W/L	H/R	LAST TIME	TOT.	W/L	H/R	LAST TIME	
	14	W	H	June 24-26, 2014	0	W	H	—	
	7	L	H	May 20-21, 23, 2019	1	L	H	Sept. 22-25, 1988	
	10	W	R	July 31-Aug. 2, 2009	2	W	R	Sept. 4-7, 2014	
	8	L	R	Apr. 17-19, 2009	2	L	R	Sept. 27-30, 1993	
NEW YORK (AL)	TOT.	W/L	H/R	LAST TIME	TOT.	W/L	H/R	LAST TIME	
	9	W	H	July 10-12, 2009	0	W	H	—	
	8	L	H	Apr. 27-29, 2018	2	L	H	—	
	6	W	R	May 25-27, 2007	0	W	R	July 21-24, 1994	
	7	L	R	June 5-7, 2015	5	L	R	July 22-25, 1993	
OAKLAND	TOT.	W/L	H/R	LAST TIME	TOT.	W/L	H/R	LAST TIME	
	12	W	H	Aug. 28-30, 2017	5	W	H	Aug. 28-31, 2014	
	7	L	H	Apr. 9-11, 2013	3	L	H	Oct. 4-7, 2001	
	7	W	R	Sept. 3-5, 2012	1	W	R	July 10-13, 1997	
	13	L	R	Sept. 3-5, 2019	2	L	R	Apr. 18-20, 1980	
PHILADELPHIA	TOT.	W/L	H/R	LAST TIME	TOT.	W/L	H/R	LAST TIME	
	1	W	H	Aug. 5-5, 2017	0	W	H	—	
	1	L	H	June 20-23, 2008	0	L	H	—	
	0	W	R	—	0	W	R	—	
	0	L	R	—	0	L	R	—	
PITTSBURGH	TOT.	W/L	H/R	LAST TIME	TOT.	W/L	H/R	LAST TIME	
	1	W	H	June 22-24, 2007	0	W	H	—	
	1	L	H	June 21-23, 2013	0	L	H	—	
	0	W	R	—	0	W	R	—	
	0	L	R	June 12-14, 2001	0	L	R	—	
SAN DIEGO	TOT.	W/L	H/R	LAST TIME	TOT.	W/L	H/R	LAST TIME	
	1	W	H	June 12-14, 2009	0	W	H	—	
	1	L	H	July 18-20, 1999	0	L	H	—	
	1	W	R	Aug. 13-15, 2018	0	W	R	—	
	0	L	R	—	0	L	R	—	
SAN FRANCISCO	TOT.	W/L	H/R	LAST TIME	TOT.	W/L	H/R	LAST TIME	
	0	W	H	—	0	W	H	—	
	0	L	H	—	0	L	H	—	
	1	W	R	June 15-17, 2009	0	W	R	—	
	2	L	R	May 1-3, 2015	0	L	R	—	
SEATTLE	TOT.	W/L	H/R	LAST TIME	TOT.	W/L	H/R	LAST TIME	
	8	W	H	July 12-14, 2019	4	W	H	July 7-10, 2011	
	8	L	H	July 11-13, 2018	2	L	H	July 7-10, 2005	
	11	W	R	June 4-6, 2010	3	W	R	Aug. 10-13, 2017	
	6	L	R	Sept. 26-28, 2014	1	L	R	Apr. 19-22, 2001	
TAMPA BAY	TOT.	W/L	H/R	LAST TIME	TOT.	W/L	H/R	LAST TIME	
	4	W	H	Aug. 10-12, 2009	1	W	H	May 6-9, 2004	
	2	L	H	July 21-Aug. 2, 2018	1	L	H	Aug. 16-19, 2012	
	3	W	R	July 14-16, 2006	0	W	R	—	
	3	L	R	Apr. 24-26, 2012	0	L	R	—	
TEXAS	TOT.	W/L	H/R	LAST TIME	TOT.	W/L	H/R	LAST TIME	
	17	W	H	Sept. 24-26, 2018	0	W	H	—	
	5	L	H	Aug. 5-7, 2013	0	L	H	—	
	11	W	R	April 9-11, 2018	1	W	R	July 10-13, 2014	
	11	L	R	Aug. 7-9, 2020	4	L	R	Sept. 26-29, 2013	
TORONTO	TOT.	W/L	H/R	LAST TIME	TOT.	W/L	H/R	LAST TIME	
	6	W	H	Apr. 30-May 2, 2019	0	W	H	—	
	3	L	H	Aug. 21-23, 2015	0	L	H	—	
	7	W	R	Sept. 10-12, 2013	0	W	R	—	
	10	L	R	July 26-28, 2005	2	L	R	July 3-6, 1992	
WASHINGTON	TOT.	W/L	H/R	LAST TIME	TOT.	W/L	H/R	LAST TIME	
	1	W	H	June 27-29, 2011	0	W	H	—	

CLUB HISTORY

CLUB HISTORY

MARATHONS IN ANGELS HISTORY



[14 INNINGS-OR-MORE]

DATE	OPPONENT	H/A	INNINGS	SCORE	WINNER	LOSER
4/13/82 **	Seattle	H	20	4-3	Sanchez	Nelson
7/9/71	Oakland	A	20	0-1	Knowles	Queen
8/9/14	Boston	H	19	5-4	Shoemaker	Workman
4/29/13	Oakland	A	19	8-10	Blevins	Enright
7/28/05	Toronto	A	18	1-2	Walker	Shields
6/8/04	Milwaukee	H	17	0-1	Kinney	Ortiz
9/21/89	Cleveland	A	17	4-5	Bailes	Monteleone
9/10/88	Texas	A	17	2-3	Vande Berg	Cook
5/31/66	Cleveland	H	17	5-7	Hargan	Chance
7/25/19	Baltimore	H	16	8-10	Scott	Canning
7/18/14	Seattle	H	16	3-2	Santiago	Leone
9/8/10 **	Cleveland	H	16	4-3	Palmer	Ambriz
7/6/90	Milwaukee	A	16	9-8	Minton	Edens
7/22/89	Detroit	H	16	5-4	Petry	Hudson
7/7/86	Milwaukee	A	16	3-1	Forster	Plesac
4/8/82	Oakland	A	16	8-6	Sanchez	Jones
7/24/78	Cleveland	A	16	5-4	Griffin	Kern
9/22/75	Chicago	H	16	3-0	Kirkwood	Gossage
7/8/72	Boston	H	16	4-3	Barber	Lee
8/1/71	Detroit	A	16	3-4	Niekro	Allen
5/11/70	Boston	H	16	2-1	LaRoche	Brett
4/24/64	Cleveland	H	16	2-5	McMahon	Fowler
8/3/63	Chicago	H	16	6-5	Foytack	Fisher
8/30/19	Boston	H	15	6-7	Cashner	Cahill
9/6/08	Chicago (A.L.)	R	15	6-7	Wasserman	Speier
6/13/04	Chicago (N.L.)	H	15	5-6	Leicester	Hensley
9/7/97	Detroit	A	15	5-4	Hasegawa	Dishman
9/27/96	Texas	A	15	4-3	Harris	Whiteside
9/2/92	Cleveland	H	15	3-2	Lewis	Lilliquist
9/13/86	Chicago	A	15	3-2	Lucas	Dawley
6/4/85	Baltimore	A	15	6-5	Cliburn	Dixon
4/30/85	Boston	H	15	3-2	Cliburn	Ojeda
6/12/83	Toronto	H	15	5-6	Clarke	C. Brown
8/7/80	Minnesota	H	15	4-2	Hassler	Williams
8/27/76	New York	H	15	0-5	Jackson	Monge
7/28/76	Kansas City	H	15	2-3	Gura	Kirkwood
8/19/75	Milwaukee	H	15	5-4	Scott	Austin
6/14/74	Boston	H	15	4-3	Raziano	Tiant
6/14/71	Boston	H	15	3-4	Lyle	Fisher
8/21/68	Baltimore	H	15	3-4	Brabender	Pattin
6/6/64	New York	H	15	0-2	Stafford	Smith
4/24/63	Detroit	A	15	3-4	Anderson	Grba
4/13/63	Chicago	H	15	1-0	Navarro	Peters
4/22/19	New York (A.L.)	H	14	3-4	Holder	Bard
6/10/14	Oakland	H	14	2-1	Rasmus	Francis
8/20/13	Cleveland	H	14	1-4	Carrasco	Blanton
4/9/11	Toronto	H	14	6-5	Haren	Rauch
9/10/10 **	Seattle	H	14	4-3	Thompson	Sweeney
6/5/03	Montreal	R	14	7-8	Eischen	Callaway
4/27/03	Boston	H	14	4-6	Mendoza	Callaway
4/28/02	Toronto	H	14	8-5	Lukasiewicz	Borbon
6/13/97	San Diego	A	14	7-8	Bochtler	Hasegawa
5/8/96	Kansas City	H	14	1-3	Pichardo	Eichhorn
7/11/93	New York	H	14	3-2	Linton	Monteleone
5/24/93	Seattle	A	14	3-4	Henry	Crim
8/9/92	Chicago	H	14	8-12	Pall	Bailes
9/10/89	Boston	H	14	2-1	McClure	Lamp
6/21/89	Toronto	H	14	1-6	Minton	Henke
9/10/86	Cleveland	A	14	7-6	Finley	Yett
6/28/85	Kansas City	A	14	4-5	Quisenberry	Corbett
6/26/84	Texas	A	14	3-2	Kison	Jones
9/14/83	Kansas City	H	14	0-1	Armstrong	Steirer
8/24/83	Milwaukee	A	14	0-1	Slaton	Hassler
7/12/83	Detroit	A	14	4-5	Bailey	Witt
7/13/80	Oakland	H	14	5-4	Montague	Hamilton
8/10/79	Seattle	H	14	6-8	Stein	LaRoche
8/20/78	Baltimore	H	14	1-0	Griffin	Stanhouse
10/2/76	Oakland	A	14	8-9	Fingers	Verhoeven
9/13/76	Texas	A	14	6-2	Drago	Bacsik
5/30/76	Kansas City	H	14	2-3	Mingori	Drago
8/6/70	Minnesota	A	14	1-2	Williams	Doyle
6/11/69	Baltimore	A	14	7-5	Borbon	Richert
6/24/66	Baltimore	H	14	5-4	Sanford	Fisher
6/11/66	Kansas City	H	14	4-3	Sanford	Krause
4/12/66	Chicago	A	14	2-3	Pizarro	Brunet
9/15/65	Chicago	H	14	2-1	Sukla	Fisher
9/6/63	Kansas City	H	14	4-3	Osinski	Bowsfield
9/9/62	Baltimore	A	14	3-4	Wilhelm	Navarro
7/23/62	Baltimore	H	14	6-5	Chance	Hall
6/25/61	Baltimore	H	14	8-9	Hall	Klin

** Played a club-record 30 innings in consecutive games (two occurrences)

CLUB HISTORY





CLUB HISTORY

ANGELS IN EXTRA INNINGS

YEAR	HOME	ROAD	TOTAL
1961	2-5	3-4	5-9
1962	6-5	4-4	10-9
1963	5-3	6-4	11-7
1964	2-4	8-1	10-5
1965	5-3	2-4	7-7
1966	6-6	3-2	9-8
1967	3-2	2-5	5-7
1968	5-4	4-0	9-4
1969	4-5	3-1	7-6
1970	6-4	3-3	9-7
1971	2-4	7-6	9-10
1972	8-2	1-1	9-3
1973	4-7	7-4	11-11
1974	2-3	1-3	3-6
1975	4-7	3-3	7-10
1976	6-7	7-5	13-12
1977	3-3	5-3	8-6
1978	5-3	5-2	10-5
1979	2-3	2-1	4-4
1980	4-6	2-4	6-10
1981	3-0	1-4	4-4
1982	6-2	2-3	8-5
1983	3-9	5-5	8-14
1984	4-5	6-5	10-10
1985	7-1	4-2	11-3
1986	4-1	3-4	7-5
1987	7-5	2-8	9-13
1988	3-6	7-2	10-8
1989	4-3	4-2	8-5
1990	6-2	4-3	10-5

YEAR	HOME	ROAD	TOTAL
1991	2-7	0-2	2-9
1992	4-3	4-5	8-8
1993	4-3	0-5	4-8
1994	2-6	2-1	4-7
1995	2-4	4-1	6-5
1996	4-2	4-5	8-7
1997	4-3	1-5	5-8
1998	2-3	4-3	6-6
1999	3-4	1-4	4-8
2000	2-2	7-5	9-7
2001	4-5	3-3	7-8
2002	7-3	3-2	10-5
2003	1-2	1-2	2-4
2004	2-4	2-2	4-6
2005	6-4	3-6	9-10
2006	4-4	4-3	8-7
2007	6-2	1-1	7-3
2008	2-3	1-2	3-5
2009	3-2	4-2	7-4
2010	6-4	3-3	9-7
2011	6-5	2-8	8-13
2012	0-1	3-3	3-4
2013	5-6	3-2	8-8
2014	7-4	3-3	10-7
2015	4-4	1-3	5-7
2016	0-3	0-1	0-4
2017	4-4	4-3	8-7
2018	3-4	2-3	5-7
2019	1-3	2-4	3-7
2020	3-2	1-2	4-4

ANGELS LONGEST WINNING STREAKS

#G	YEAR	OPPONENTS	DATES		
11	1964	(Wash. 5, Cle. 3, K.C. 3)	June 16	—	June 26
10	2014	(Min. 3, Cle. 1, Tex. 3, Hou. 2)	Sept. 4	—	Sept.
13	1979	(Min. 5, Oak. 5)	Apr. 11	—	Apr. 21
10	1997	(Sea. 2, Oak. 4, Tex. 2, Det. 2)	July 5	—	July 17
10	2002	(T.B. 1, Bal. 3, T.B. 3, Bal. 3)	Aug. 29	—	Sept. 8
9	1998	(Min. 1, K.C. 2, Sea. 2, Col. 3, Ari. 1)	May 31	—	June 9
9	2004	(Min. 2, Det. 3, T.B. 4)	May 1	—	May 9
9	2004	(T.B. 2, N.Y. 3, K.C. 3, Min. 1)	Aug. 18	—	Aug. 27
8	1987	(K.C. 1, Tex. 3, Chi. 3, Cle. 1)	June 21	—	June 29
8	1995	(Cle. 2, Mil. 4, Sea. 2)	July 25	—	Aug. 2
8	2002	(Sea. 1, Tor. 3, Cle. 3, Tor. 1)	Apr. 24	—	May 3
8	2002	(Det. 2, Chi. 3, Det. 2, Chi. 1)	May 8	—	May 17
8	2005	(Tex. 3, L.A. 3, Tex. 2)	June 20	—	June 28
8	2005	(Det. 3, Tex. 3, T.B. 2)	Sept. 16	—	Sept. 24
8	2006	(Oak. 3, TB. 3, Cle. 2)	July 7	—	July 18
8	2009	(Oak. 2, KC 3, Min. 3)	July 18	—	July 25
8	2012	(Oak. 2, Sea. 4, NYY 2)	May 22	—	May 29
8	2013	(Chi. 2, Sea. 2, K.C. 4)	May 18	—	May 26
7	1961	(Chi. 1, K.C. 3, Min. 2, Det. 1)	July 2	—	July 7
7	1966	(Chi. 2, Min. 3, K.C. 2)	June 13	—	June 18
7	1967	(Chi. 2, Min. 4, Bos. 1)	July 17	—	July 25
7	1971	(Chi. 2, K.C. 2, Min. 3)	Apr. 12	—	Apr. 18
7	1982	(Sea. 4, Min. 3)	Apr. 13	—	Apr. 19
7	1983	(Cle. 4, N.Y. 3)	May 22	—	May 29
7	1986	(Bal. 1, N.Y. 2, Det. 4)	Aug. 24	—	Aug. 31
7	1988	(Tor. 1, Cle. 4, Det. 2)	July 6	—	July 15
7	1988	(Oak. 1, Chi. 4, Sea. 2)	July 27	—	Aug. 2
7	1989	(Tor. 1, Det. 4, Oak. 2)	July 18	—	July 25
7	1990	(Cle. 2, Tor. 2, Mil. 3)	May 21	—	May 27
7	1995	(Min. 1, Chi. 3, N.Y. 3)	May 18	—	May 25
7	1996	(Tor. 2, Det. 4, Mil. 2)	Apr. 17	—	Apr. 24
7	1996	(Cle. 1, K.C. 3, Tor. 3)	June 9	—	June 15
7	1997	(Chi. 2, Bal. 2, Mil. 3)	June 12	—	June 18
7	2008	(Tor. 2, Sea. 3, Oak. 2)	May 31	—	June 7
7	2009	(S.D. 3, S.F. 3, L.A. 1)	June 12	—	June 19
7	2013	(Det. 3, Hou. 3, Stl. 1)	June 25	—	July 7
7	2015	(Sea. 1, Bos. 4, Min. 2)	July 12	—	July 22
7	2015	(Hou. 2, Sea. 3, Oak. 2)	Sept. 22	—	Sept. 29
7	2018	(Oak. 1, Tex. 3, KC 3)	Apr. 8	—	Apr. 14

ANGELS LONGEST LOSING STREAKS

#G	YEAR	OPPONENTS	DATES		
13	1988-89	(Mil. 5, Min. 7, Tex. 1)	Sept. 19	—	Apr. 4
11	1974	(Tex. 1, Oak. 4, Cle. 3, Bal. 3)	June 30	—	July 10
11	1992	(Sea. 1, Min. 3, Tor. 4, Cle. 2, Det. 1)	June 28	—	July 9
11	1999	(L.A. 2, S.D. 3, Tex. 2, Bal. 3, T.B. 1)	July 16	—	July 26
11	2016	(Oak. 1, Sea. 4, Chi. 2, Cle. 4)	Aug. 4	---	Aug. 20
10	1963	(Det. 1, Bal. 3, Wash. 4, N.Y. 2)	June 30	—	July 12
10	1969	(N.Y. 4, Bos. 3, Det. 3)	May 16	—	May 25
10	1993	(Cle. 2, Bos. 3, N.Y. 4, Oak. 1)	July 17	—	July 26
9	1961	(N.Y. 3, Chi. 5, K.C. 1)	June 11	—	June 16
9	1970	(Min. 3, K.C. 2, Chi. 2, Mil. 2)	Sept. 4	—	Sept. 12
9	1980	(N.Y. 3, Bos. 4, Bal. 2)	June 11	—	June 19
9	1987	(N.Y. 4, Bal. 2, Tor. 3)	May 22	—	May 31
9	1995	(Bal. 3, N.Y. 3, Bos. 3)	Aug. 25	—	Sept. 3
9	1995	(Chi. 1, K.C. 3, Oak. 3, Tex. 2)	Sept. 13	—	Sept. 23



CLUB HISTORY

1-0 WINS AND LOSSES



GAMES: 230

RECORD: 127-103

HOME/ROAD: 131/99

HOME RECORD: 90-41

ROAD RECORD: 37-62

MOST WINS: Chance (11); Finley (10); Ryan (7); Tanana, Newman (5); May, Washburn (4)

MOST LOSSES: Brunet (6); Wright, Tanana (5); Newman, May, McGlothlin, Ryan, Finley (4)

MOST DECISIONS: Finley (14, 10-4); Chance (13, 11-2); Ryan (11, 7-4); Tanana (10, 5-5); Newman (9, 5-4); Brunet (9, 3-6)

EXTRA-INNING GAMES: 32

RECORD: 20-12

ROAD RECORD: 6-6

HOME RECORD: 14-6

LONGEST GAME: 20 inn. (7/9/71) at Oak. (1-0 loss)

DATE	OPP	H/R	W/L	WINNER	LOSER	DATE	OPP	H/R	W/L	WINNER	LOSER
7/9/61	DET (1)	R	L	Lary	Grba	5/18/69	NY (2)	R	L	Hamilton	Wilhelm
4/12/62	CHI	R	W	McBRIDE	HORLEN	6/22/69	CHI	H	L	WYNNE	McGlothlin
5/20/62	BOS	R	W	Belinsky	Schwall	7/2/69	KC	R	L	BUTLER	MURPHY
6/6/62	CHI	H	W	McBRIDE	HERBERT	9/4/69	CHI	H	W	May	John
7/17/62	DET	H	W	McBRIDE	Aguirre	4/30/70	NY	R	L	BAHNSEN	May
8/10/62	MIN	H (11)	W	CHANCE	KAAT	9/3/70	KC	H	W	BRADLEY	ROOKER
4/13/63	CHI	H (15)	W	Navarro	Peters	5/20/71	MIN	H	W	WRIGHT	Corbin
6/4/63	CHI	H	W	OSINSKI	Peters	7/2/71	OAK	H	W	CLARK	ODOM
6/21/63	WAS	H	W	Chance	Rudolph	7/9/71	OAK	R (20)	L	Knowles	Queen
7/17/63	CLE (2)	H	W	Foytack	Kralick	8/5/71	CHI	H	L	WOOD	WRIGHT
7/31/63	CLE (1)	R	L	LATMAN	Newman	8/27/71	BOS	H	W	Messersmith	SIEBERT
8/9/63	NY	H	L	BOUTON	D. Lee	9/8/71	OAK	R	L	HUNTER	MAY
6/2/64	BOS	H	W	CHANCE	Lamabe	9/13/71	MIN	H	L	KAAT	MURPHY
6/26/64	KC (1)	H	W	Belinsky	Drabowsky	9/29/71	MIN	R	L	BLYLEVEN	WRIGHT
7/11/64	CHI	H	W	CHANCE	Talbot	4/15/72	TEX	H	W	MESSERSMITH	Bosman
7/15/64	DET (2)	H	W	CHANCE	Regan	6/15/72	CLE	H	L	COLBERT	Wright
7/17/64	MIN	R	W	Newman	Stigman	7/5/72	MIL	H	W	RYAN	STEPHENSON
7/24/64	KC	R	L	O'DONOGHUE	D. Lee	7/16/72	MIL (1)	R	W	MAY	COLBORN
8/5/64	BAL	H	W	Chance	Bunker	7/22/72	NY (1)	R	W	Barber	Lyle
8/18/64	DET (1)	R	W	CHANCE	Aguirre	7/31/72	KC	H	L	NELSON	Ryan
8/18/64	DET (2)	R	L	LOLICH	Newman	8/9/72	CHI	H	L	WOOD	Ryan
8/22/64	CLE (1)	R	L	SIEBERT	Chance	8/27/72	CLE	H (12)	W	RYAN	Hennigan
9/5/64	BAL	H	W	Brunet	Barber	9/3/72	BAL	H (10)	W	MESSERSMITH	WATT
9/22/64	CHI	H	W	NEWMAN	Howard	9/15/72	CHI	H (11)	W	MAY	BRADLEY
9/25/64	MIN	H	W	CHANCE	KAAT	9/22/72	MIN	R	L	BLYLEVEN	MESSERSMITH
4/25/65	NY (2)	R	L	STOTTLEMYRE	May	4/25/73	BAL	H	W	SINGER	McNALLY
5/3/65	BOS	H	W	CHANCE	Stephenson	5/4/73	BAL	R	W	MAY	McNALLY
5/21/65	CHI	H	W	Newman	JOHN	6/9/73	MIL	H	L	Colborn	MAY
6/19/65	CLE	R	L	TERRY	Newman	6/21/73	MIN	R	L	BLYLEVEN	WRIGHT
7/4/65	CHI	H	L	John	Brunet	8/26/73	BOS	H	W	SINGER	TIANT
7/10/65	CLE	H	W	Newman	McDOWELL	7/6/74	CLE	H	L	Bosman	FIGUEROA
8/31/65	NY	H	W	CHANCE	Stafford	8/19/74	DET	H	W	TANANA	Holdsword
9/3/65	KC (2)	H	L	Krausse	Newman	8/20/74	DET	H (11)	L	LOLICH	RYAN
5/5/66	KC	H	W	Newman	Sheldon	9/5/74	CHI	H	L	Johnson	FIGUEROA
6/3/66	DET	H	L	Aguirre	M. LOPEZ	9/8/74	CHI	H	L	Kaat	HASSLER
6/8/66	CHI	H	W	BRUNET	Lamabe	4/26/75	OAK	H	W	Tanana	HOLTZMAN
6/19/66	KC (1)	R	L	KRAUSSE	WRIGHT	5/4/75	TEX	R	L	Hands	HASSLER
6/25/66	BAL	H	L	Bunker	BRUNET	5/16/75	BAL	R	L	PALMER	TANANA
7/6/66	DET	R (10)	W	Brunet	Sherry	5/31/75	BAL	H	L	CJELLAR	SINGER
7/20/66	BOS (2)	R (10)	W	Rojas	Wyatt	6/1/75	BAL	H	W	RYAN	Grimsley
8/12/66	CHI	R	L	JOHN	CHANCE	6/22/75	TEX	H	W	FIGUEROA	JENKINS
8/23/66	NY	R	W	CHANCE	Peterson	6/23/75	TEX	H (13)	L	Umbarger	Kirkwood
5/12/67	CHI	R	L	Horlen	Sanford	7/23/75	NY	R	W	TANANA	PALMER
5/13/67	CHI	R (10)	L	O'TOOLE	Rojas	8/10/75	BAL	H	W	Scott	MAY
6/1/67	WAS	R	L	PASCUAL	Clark	9/19/75	MIN	H	W	Pactwa	BLYLEVEN
7/13/67	CHI	R	L	Peters	Brunet	4/26/76	MIL	R	L	Colborn	TANANA
8/8/67	NY	H	L	Monbuquette	Brunet	5/12/76	TEX	H	L	SINGER	Kirkwood
8/11/67	BOS	H	W	McGLOTHLIN	Stange	5/26/76	CHI	H (11)	L	Brett	KIRKWOOD
9/2/67	CLE	H (12)	W	Rojas	Allen	6/15/76	MIL	H	W	RYAN	COLBORN
4/10/68	NY	R	L	STOTTLEMYRE	Brunet	8/5/76	TEX	R	L	BLYLEVEN	ROSS
6/28/68	WAS (2)	R (11)	W	Pattin	Knowles	9/20/76	TEX	H	W	RYAN	BLYLEVEN
7/27/68	CHI	H	L	Priddy	Brunet	10/3/76	OAK	R	W	RYAN	TORREZ
8/6/68	WAS (2)	R	L	COLEMAN	McGlothlin	5/30/77	CLE	R	L	ECKERSLEY	TANANA
8/10/68	BAL	R	L	BRABENDER	MURPHY	6/10/77	CLE	H	W	TANANA	GARLAND
8/19/68	BAL	H	L	HARDIN	McGLOTHLIN	6/24/77	TEX	H (10)	L	Devine	TANANA
9/28/68	CHI	H	W	Pattin	Fisher	7/31/77	BOS	H	L	AASE	LaRoche
4/29/69	SEA	R	L	PATTIN	McGLOTHLIN	4/7/78	OAK	H	W	TANANA	Langford
5/14/69	WAS	H	W	McGlothlin	Hannan	4/13/78	MIN	H (11)	W	LaRoche	T. Johnson
						6/7/78	OAK (2)	R	L	Keough	Griffin
						8/1/78	OAK	H	L	LANGFORD	RYAN
						8/7/78	OAK	R	L	RENKO	AASE
						8/20/78	BAL	H (14)	W	Griffin	Stanhouse

CLUB HISTORY



CLUB HISTORY

1-0 WINS AND LOSSES

DATE	OPP	H/R	W/L	WINNER	LOSER	DATE	OPP	H/R	W/L	WINNER	LOSER
9/11/78	TEX	R	L	JENKINS	HARTZELL	4/23/00	TB	R	L	Eiland	Dickson
5/2/79	NY	H	W	RYAN	GUIDRY	5/6/00	SEA	R	L	Sasaki	Holtz
5/23/79	MIL	R	L	TRAVERS	AASE	9/6/00	DET	R	W	Schoeneweis	Sparks
7/2/80	CHI	R	L	BAUMGARTEN	TANANA	9/17/00	MIN	R	L	RADKE	BELCHER
9/22/81	CHI	H	W	Moreno	BAUMGARTEN	6/8/01	LAD	R	W	Valdez	Carrara
10/3/81	TEX	R	L	BUTCHER	MORENO	6/13/01	SF	R	L	Ortiz	Schoeneweis
5/19/83	SEA	R	L	YOUNG	FORSCH	7/2/01	OAK	R (12)	L	Tam	Hasegawa
8/24/83	MIL	R (14)	L	Slaton	Hassler	7/29/01	BAL	H	L	Mercedes	Valdez
9/14/83	KC	H (14)	L	Armstrong	Steirer	4/23/02	SEA	R	L	Franklin	ORTIZ
6/29/84	MIL	R	L	Haas	ROMANICK	7/3/02	BAL	H	W	Washburn	ERICKSON
7/25/84	SEA	H (10)	W	Sanchez	BEATTIE	7/11/02	KC	R	W	Washburn	MAY
8/18/84	BAL	R	L	BODDICKER	Witt	7/28/02	SEA	R	W	Appier	Sasaki
9/30/84	TEX	R	W	WITT	HOUGH	8/11/02	TOR	R	W	Washburn	Halladay
6/9/85	KC	H	W	Romanick	JACKSON	9/17/02	OAK	R (10)	W	Weber	Koch
9/27/86	TEX	H	L	HOUGH	Sutton	7/4/03	OAK	R	W	Sele	MULDER
4/18/87	MIN	H	W	Candelaria	VIOLA	5/1/04	MIN	R	W	Rodriguez	Rincon
6/12/87	KC	R	L	SABERHAGEN	WITT	5/7/04	TB	H	W	LACKEY	Hendrickson
9/29/87	CHI	R	L	Bannister	WITT	5/18/04	NYI	H (11)	W	Shields	Quantrill
5/4/88	DET	H	L	MORRIS	PETRY	6/8/04	MIL	H (17)	L	Kinney	Ortiz
6/4/88	MIL	R	L	HIGUERA	PETRY	9/8/04	TOR	H	L	Miller	Escobar
6/7/88	TEX	R	W	Finley	HOUGH	9/15/04	SEA	R	L	FRANKLIN	Lackey
6/10/88	KC	H	W	PETRY	Leibrandt	9/19/04	TEX	H	L	Young	Washburn
4/26/89	DET	H	W	Finley	MORRIS	4/16/05	OAK	R (10)	L	Calero	Shields
4/30/89	TOR	H (11)	W	McClure	Henke	4/24/05	OAK	H	W	Shields	BLANTON
6/7/89	CLE	H	L	SWINDELL	FINLEY	6/15/05	WAS	H	L	Drese	COLON
7/18/89	TOR	R	W	BLYLEVEN	KEY	5/1/06	OAK	H	L	Zito	Carrasco
8/20/89	CLE	H	W	McCASKILL	BLACK	9/4/06	BAL	H	W	Weaver	Lopez
4/11/90	SEA	H	W	Langston	Hanson	6/27/07	KC	H	L	de la Rosa	Weaver
6/4/90	TEX	R	L	Brown	McCaskill	4/2/08	MIN	R	W	Saunders	Blackburn
6/22/90	DET	H	W	Bailes	Gibson	5/26/08	DET	H (12)	W	Arredondo	Dolsi
8/17/90	BOS	R	W	FINLEY	BODDICKER	6/28/08	LAD	R	L	Billingsley	Weaver
9/2/90	CHI	H	W	Finley	FERNANDEZ	6/29/08	LAD	R	W	Lackey	Lowe
8/24/91	BOS	H	W	McCaskill	Morton	8/1/08	NYI	R	W	Santana	Rivera
8/28/91	DET	H	W	J. Abbott	GULLICKSON	5/9/09	KC	H	W	SAUNDERS	GREINKE
9/7/91	MIL	H	W	Finley	NAVARRO	7/8/10	CWS	R	L	DANKS	SANTANA
9/8/91	MIL	H	W	J. Abbott	Plesac	7/23/10	TEX	R	L	Wilson	Saunders
9/13/91	CHI	H	L	McDOWELL	J. ABBOTT	8/29/10	BAL	R	L	Guthrie	Weaver
4/29/92	TOR	R	L	STOTTEMYRE	J. ABBOTT	5/28/11	MIN	R	L	Burnett	Takahashi
8/11/92	MIL	H	W	Grahe	Navarro	6/29/11	WAS	H	W	Haren	ZIMMERMAN
9/26/92	CHI	R	W	Finley	Fernandez	7/5/11	DET	H	W	HAREN	Verlander
8/24/93	BAL	R	L	Moyer	FINLEY	7/21/11	TEX	H	W	Weaver	Wilson
9/22/93	CHI	H	L	Alvarez	FINLEY	8/5/11	SEA	H	W	Walden	Cortes
6/14/94	KC	R	W	FINLEY	Gubicza	6/19/13	SEA	H	W	Wilson	Saunders
6/29/94	OAK	R	L	Eckersley	FINLEY	7/24/13	MIN	H	W	Weaver	Pelfrey
7/2/94	BAL	R	W	LANGSTON	McDONALD	7/31/14	BAL	R (13)	W	Santiago	Webb
7/8/95	MIL	H	W	LANGSTON	BONES	6/13/15	OAK	H	W	Wilson	GRAVEMAN
5/28/96	NY	H	W	GRIMSLEY	ROGERS	7/17/15	BOS	H	W	Smith	Uehara
6/30/96	OAK	H	W	Hancock	WASDIN	8/19/15	CWS	H	W	Weaver	Samardzija
7/22/96	DET	H	W	Finley	OLIVARES	7/16/16	CWS	H	W	SHOEMAKER	Shields
6/23/97	TEX	R	W	Watson	Oliver	4/16/17	KC	R	L	Kennedy	Skaggs
5/12/99	NYI	R	W	Finley	Cone	9/12/17	HOU	H	L	Verlander	Richards
7/23/99	BAL	R	L	Guzman	McDowell	6/5/18	KC	H	W	HEANEY	Keller
9/15/99	KC	R	W	Finley	Carter	9/9/18	CWS	R	W	Heaney	Hamilton
10/3/99	TEX	H	W	Washburn	Morgan	9/11/18	TEX	H	W	N. Ramirez	Sampson

CAPS indicate Complete Games

MLB SECURITY POLICIES

Bag Inspections: Fans may not bring coolers, backpacks and large bags (exceeding 16x16x8) into any ballpark. All bags will be inspected before they are permitted into the ballpark.

Vehicles: Only authorized vehicles may be parked within 100 feet of any ballpark exterior. Authorized vehicles may include law enforcement/emergency vehicles, broadcast equipment trucks, and vehicles of Club staff, players and their families and umpires. Unattended cars left overnight will be investigated and removed as soon as possible.

Clubhouse and Field Access: Clubhouse security will be provided for at least four hours prior to each game. With the exception of permitted players' family members, absolutely no one without proper credentials will be given access to the clubhouse, field or press box. Except for uniformed players and staff, all persons entering the clubhouse or field area (including credentialled personnel and permitted players' family members) must present photo identification and be logged in prior to gaining access.

Club security personnel will make random credential checks of photographers and others present on the field. All equipment and bags used by members of the press must be thoroughly inspected before being allowed into a ballpark. All broadcast equipment trunks must be removed from the ballpark immediately following pre-game set-up.

CLUB HISTORY

ANGELS NOTABLE TRADES



DATE	CLUB	ACQUIRED	TRADED
4/1/61	Chicago (N.L.)	Lou Johnson, of	Jim McAnany, of
4/4/61	New York (A.L.)	Fritz Brickell, inf	Duke Maas, p
5/8/61	New York (A.L.)	Lee Thomas, of	Tex Cleverger, p
		Rhyme Duren, p	Bob Cerv, of
		Johnny James, p	
6/7/61	Detroit	Jim Donohue, p	Jerry Casale, p
5/15/62	Kansas City	Gordy Windhorn, of	Marian Coughtry, inf
5/20/62	Minnesota	Don Lee, p	Jim Donohue, p
7/21/62	Kansas City	Dan Osinski, p	★Ted Bowsfield, p
12/11/62	Philadelphia	Jacke Davis, of	Earl Averill, c/of
6/15/63	Detroit	Frank Kostro, inf	George Thomas, of
		Paul Foytack, p	
12/2/63	Cleveland	Barry Latman, p	Leon Wagner, of
			★Joe Adcock, inf
4/28/64	Detroit	Willie Smith, p/of	Julio Navarro, p
6/4/64	Boston	Lou Clinton, of	Lee Thomas, of
6/11/64	Cleveland		Billy Moran, inf
	Minnesota	Vic Power, inf	Frank Kostro, inf
		Lennie Green, of	
10/14/64	Milwaukee	Phil Roof, c	★Dan Osinski, p
		Ron Piche, p	
11/21/64	San Francisco	Jose Cardenal, of	Jack Hiatt, c
12/3/64	Philadelphia	Costen Shockley, inf	Bo Belinsky, p
		Rudy May, p	
6/1/65	Houston	Al Spangler, of	Don Lee, p
6/15/65	Cleveland	★Bubba Morton, of	Phil Roof, c
12/2/65	Baltimore	Norm Siebern, inf	Dick Simpson, of
12/15/65	Houston	Aurelio Pacheco, c	Barry Latman, p
5/27/66	Los Angeles	Howie Reed, p	Dick Egan, p
			HJohn Butler, inf
12/2/66	Minnesota	Jimmie Hall, of	Dean Chance, p
		Don Mincher, inf	★Jackie Hernandez, inf
		Pete Cimino, p	
12/14/66	San Francisco	Len Gabrielson, of	Norm Siebern, inf
12/15/66	Los Angeles	Nick Willhite, p	Bob Lee, p
5/6/67	Chicago (A.L.)	Bill Skowron, inf	Charles Nash, inf
5/10/67	Los Angeles	John Werhas, inf	Len Gabrielson, of
6/10/67	New York (N.L.)	Jack Hamilton, p	Nick Willhite, p
6/15/67	Baltimore	Woody Held, inf/of	Marcelino Lopez, p
			Tom Arruda, p
6/15/67	Kansas City	Roger Repoz, inf/of	Jack Sanford, p
		Jack Warner, of	
11/29/67	Cleveland	Chuck Hinton, of	Jose Cardenal, of
11/30/67	Cincinnati	Sammy Ellis, p	Bill Kelsop, p
			Jorge Rubio, p
6/15/68	Cleveland	Vic Davalillo, of	Jimmie Hall, of
7/20/68	Chicago (A.L.)	Wayne Causey, inf	Woody Held, inf/of
10/8/68	Cleveland	Eddie Fisher, p	Jack Hamilton, p
12/12/68	Kansas City	Hoyt Wilhelm, p	Ed Kirkpatrick, c/of
			Dennis Paepke, c
1/20/69	Chicago (A.L.)	Bill Voss, of	Sammy Ellis, p
		Andy Rubillotta, p	
4/4/69	Cleveland	Lou Johnson, of	Chuck Hinton, inf/of
5/14/69	Chicago (A.L.)	Sandy Alomar, inf	Bobby Knopp, inf
		Bob Priddy, p	
5/30/69	St. Louis	Jim Hicks, of	Vic Davalillo, of
6/15/69	Boston	Joe Azcue, c	Tom Satriano, c
10/24/69	Cincinnati	Mel Queen, p	★Jim McGlothlin, p
		★Alex Johnson, of	★Vern Geisbert, p
		★Chico Ruiz, inf	
		★Pedro Borbon, of	
1/14/70	Cincinnati	Jack Fisher, p	Bill Harrelson, p
			Dan Loomer, inf
4/27/70	Washington	Ken McMullen, inf	Aurelio Rodriguez, inf
			Rick Reichardt, of
7/9/70	Chicago (N.L.)	Archie Reynolds, p	Juan Pizarro, p
10/11/70	Boston	Tony Conigliaro, of	Ken Tatum, p
		Ray Jarvis, p	Jarvis Tatum, of
		Gerry Moses, c	Doug Griffin, inf
10/21/70	Atlanta	John Burns, c	Marty Perez, inf
11/30/70	Chicago (A.L.)	Ken Berry, of	Jay Johnstone, of
		Syd O'Brien, inf	Tom Egan, c
		Billy Wynne, p	Tom Bradley, p
12/15/70	Cincinnati	Jim Maloney, p	Tom Garret, p
1/28/71	Milwaukee	Gene Brabender, p	Bill Voss, of

DATE	CLUB	ACQUIRED	TRADED
10/5/71	Cleveland	Vada Pinson, of	Alex Johnson, of
		Frank Baker, of	Gerry Moses, c
		Alan Foster, p	
11/30/71	Minnesota	Leo Cardenas, inf	Dave LaRoche, p
12/10/71	New York (N.L.)	Nolan Ryan, p	Jim Fregosi, inf
		Don Rose, p	
		Leroy Stanton, of	
		Francisco Estrada, c	
1/26/72	Milwaukee	Andy Kosco, of/inf	Tommy Reynolds, of
5/5/72	Kansas City	Bob Oliver, of/inf	Tom Murphy, p
6/10/72	Baltimore	Jerry DaVanon, inf	Roger Repoz, of
7/28/72	Milwaukee	Paul Reiffert, c	Syd O'Brien, inf
		Ron Clark, inf	Joe Azcue, c
7/29/72	Houston	Jack Hiatt, c	CASH
8/15/72	Boston	Chris Coletta, of	Andy Kosco, of
8/17/72	Chicago (A.L.)	Bruce Miller, inf	Eddie Fisher, p
		Bruce Kimm, c	
11/28/72	Los Angeles	Frank Robinson, of	Andy Messersmith, p
		Bill Singer, p	Ken McMullen, inf
		Mike Strahler, p	
		Bill Grabarkewitz, inf	
		Bobby Valentine, inf	
		Tom McCraw, inf/of	
4/2/73	Cleveland	Bob Marcano, inf	Leo Cardenas, inf
4/14/73	San Francisco	Al Gallagher, inf	Bruce Miller, inf
5/20/73	Texas	Mike Epstein, inf	Jim Spencer, of
		Rich Hand, p	Lloyd Allen, p
		Rick Stelmasek, c	
6/15/73	Cincinnati	Richie Scheinblum, of	★Thor Skogan, p
			★Terry Wilshusen, p
			Billy Grabarkewitz, inf
8/14/73	Philadelphia	★Denny Doyle, inf	★Aurelio Montegudo, p
			★Chris Coletta, of
10/22/73	Milwaukee	Ellie Rodriguez, c	Clyde Wright, p
		Skip Lockwood, p	Steve Barber, p
		Gary Ryerson, p	Ken Berry, of
		Ollie Brown, of	Art Kuszner, c
		Joe Lahoud, of	
12/6/73	St. Louis	John Andrews, p	Jeff Torborg, c
2/23/74	Kansas City	Barry Raziano, p	Vada Pinson, of
4/30/74	Kansas City	Paul Schaal, inf	Richie Scheinblum, of
7/28/74	Chicago (N.L.)	Horatio Pina, p	Rick Stelmasek, c
7/31/74	St. Louis	Bob Heise, inf	★Doug Howard, of
12/2/74	Boston	Tommy Harper, of	Bob Heise, inf
12/3/74	New York (A.L.)	Bill Sudakis, inf	Skip Lockwood, p
3/22/75	New York (N.L.)	Ike Hampton, c	Ken Sanders, p
6/14/75	Boston	★Chuck Ross, p	Denny Doyle, inf
9/17/75	San Diego	Gary Ross, p	Bobby Valentine, of
			★Rudy Meoli, inf
12/10/75	Texas	Jim Spencer, inf	Bill Singer, p
12/11/75	New York (A.L.)	Bobby Bonds, of	Mickey Rivers, of
			Ed Figueroa, p
12/11/75	Chicago (A.L.)	Bill Melton, inf	Jim Spencer, p
		Steve Dunning, p	Morris Nettles, of
1/12/76	St. Louis	Dick Sharon, of	Bill Rothan, p
3/3/76	Boston	Dick Drago, p	John Balaz, of
			Dick Sharon, of
			Dave Machemer, inf
3/21/76	Los Angeles	Orlando Alvarez, of	Ellie Rodriguez, c
5/29/76	St. Louis	Mario Guerrero, inf	Ed Jordan, c
6/6/76	Houston	Terry Humphrey, c	Ed Herrmann, c
		Mike Barlow, p	
		Mike Eastler, of	
9/3/76	St. Louis		Ron Farkas, inf
12/3/76	Cleveland	★Stan Perzanowski, p	Bill Melton, inf
4/4/77	Pittsburgh	Randy Sealy, p	Mike Eastler, of
5/11/77	Cleveland	Dave LaRoche, p	Bruce Bochte, inf
		Dave Schuler, p	Sid Monge, p
6/13/77	Baltimore	Dyar Miller, of	Dick Drago, p
6/15/77	Chicago (A.L.)	Ken Brett, p	Don Kirkwood, p
			John Verhoeven, p
			John Flannery, inf
			Craig Hendrickson, inf
6/15/77	Cincinnati	Gary Nolan, p	
12/5/77	Chicago (A.L.)	Brian Downing, c	Bobby Bonds, of
		Chris Knapp, p	Thad Bosley, of
		Dave Frost, p	Dick Dotson, p
12/8/77	Boston	Don Aase, p	Jerry Remy, inf
12/8/77	Toronto	Ron Fairly, inf	Dale Kelly, c
		Butch Alberts, inf	
2/4/78	Minnesota	Dan Ford, of	Ron Jackson, inf
			Danny Goodwin, c

CLUB HISTORY





CLUB HISTORY

ANGELS NOTABLE TRADES

DATE	CLUB	ACQUIRED	TRADED
12/5/78	Montreal	CASH	Tony Solaita, inf
2/3/79	Minnesota	Rod Carew, inf	Ken Landreaux, of Dave Engle, inf Paul Hartzell, p Brad Havens, p Dave Chalk, inf Floyd Rayford, inf Hjim Anderson, inf
5/4/79	Texas	Bert Campaneris, inf	
6/5/79	Baltimore	Larry Harlow, of	
8/29/79	Seattle	John Montague, p	
12/6/79	Kansas City	Al Cowens, of Todd Cruz, inf	Willie Aikens, inf Rance Mulliniks, inf
5/27/80	Detroit	HCraig Eaton, p	
6/12/80	Chicago (A.L.)	Jason Thompson, inf Randy Scarbery, p	Al Cowens, of Todd Cruz, inf
12/10/80	Boston	Rick Bursleson, inf Butch Hobson, inf	Rick Miller, of Mark Clear, p Carney Lansford, inf Joe Rudi, of Frank Tanana, p
1/23/81	Boston	Fred Lynn, of Steve Renko, p Jim Dorsey, p	
4/1/81	Houston	Ken Forsch, p	Dickie Thon, inf
4/1/81	Pittsburgh	Ed Ott, c Mickey Mahler, p	Jason Thompson, inf
12/11/81	Pittsburgh	Tim Foli, inf	Brian Harper, c
1/28/82	Baltimore	Doug DeGinces, inf Jeff Schneider, p	Dan Ford, of
5/11/82	Minnesota	Doug Corbett, p Rob Wilfong, inf	
8/31/82	New York (A.L.)	Tommy John, p	Tom Brunansky, of Mike Walters, p HDennis Rasmussen, p
12/8/83	New York (A.L.)	Curt Kaufman, p	Tim Foli, inf
12/20/83	Milwaukee	Jim Slaton, p	Bobby Clark, of
8/2/85	Pittsburgh	John Candelaria, p Al Holland, p George Hendrick, of Don Sutton, p Robert Sharpnack, p	Mike Brown, of Pat Clements, of Bob Kipper, p Jerome Nelson, of
9/10/85	Oakland		
12/27/85	Montreal	Gary Lucas, p	Luis Sanchez, p Tim Arnold, c
12/19/86	New York (A.L.)	Butch Wynegar, c HAlan Mills, p	Ron Romanick, p
8/29/87	Pittsburgh	Johnny Ray, inf HMiguel Garcia, p	Bill Merrifield, inf
9/16/87	New York (N.L.)	Shane Young, p	John Candelaria, p Jeff Richardson, p
12/5/87	Detroit	Dan Petry, p	Gary Pettis, of
6/7/88	Cleveland	Kevin Dorsett, c	HColby Ward, c
10/3/88	Philadelphia	Lance Parrish, c	David Holdridge, p
11/3/88	Minnesota	Bert Blyleven, p Kevin Trudeau, p Paul Sorrento, inf Eric Schmidt, c	Mike Cook, p Rob Wassenaar, p
11/17/88	New York (A.L.)	Bill Schroeder, c	Brian Dorsett, c
12/7/88	Milwaukee	Rob Tingley, c	Gus Polidor, inf
9/6/89	Cleveland		HMarc McLemore
1/9/90	Cleveland	Scott Bailes, p	Colin Charland, p Jeff Manto, inf
4/29/90	New York (A.L.)	Luis Polonia, of	Claudell Washington, of Rich Montealeone, p Mike Witt, p
5/11/90	New York (A.L.)	Dave Winfield, of	
12/2/90	Toronto	Junior Felix, of Luis Sojo, inf	Devon White, of Willie Fraser, p
12/4/90	Baltimore	Dave Gallagher, of Mike Hook, p	David Martinez, c
3/14/91	Milwaukee	Dave Parker, 1b/DH	Dante Bichette, of HBrandi Vann, p
7/30/91	San Diego	Shawn Abner, of	Jack Howell, inf
12/8/91	Philadelphia	Von Hayes, of	Kyle Abbott, lhp Ruben Amaro, Jr., of Mike Fetters, p
12/10/91	Milwaukee	Chuck Crim, p HKen Rivers, c	HMarcus Moore, p Dave Gallagher, of
12/10/91	New York (N.L.)	Hutbie Brooks, of	Dick Schofield, inf
4/12/92	New York (N.L.)	Julio Valera, p HJulian Vasquez, p	
7/30/92	Toronto	Rob Ducey, of Greg Myers, c	Mark Eichhorn, p

DATE	CLUB	ACQUIRED	TRADED
12/6/92	New York (A.L.)	J.T. Snow, inf Russ Springer, p Jerry Nielsen, p	Jim Abbott, p
12/8/92	Toronto	Kelly Gruber, inf CASH	Luis Sojo, inf
1/15/93	Montreal	Jeff Tuss, p #Keith Morrison, p	Lee Stevens, inf
12/9/93	New York (A.L.)	Spike Owen, inf	Jose Musset, p
3/25/94	San Francisco	Steve Hoesy, of	Bob Gamez, p
3/29/94	San Diego	Harold Reynolds, 2b	Hilly Hathaway, p
6/24/94	Baltimore	HBo Ortiz, of	Dwight Smith, of
7/23/94	Chicago (A.L.)	Jeff Schwarz, p	Bob Melvin, c
4/13/95	Detroit	Tony Phillips, of	Chad Curtis, of
7/ 8/95	St. Louis	John Habyan, p	Mark Sweeney, of
7/27/95	Chicago (A.L.)	Jim Abbott, of Tim Fortugno, p	Andrew Lorraine, p Bill Simas, p John Snyder, c McKay Christensen, of
8/9/95	Philadelphia	Dave Gallagher, of	Kevin Flora, of HRuss Springer, p
8/24/95	Oakland	Mike Aldrete, of	Demond Smith, of
1/18/96	New York (N.L.)	Aaron Ledesma, inf	Kevin Flora, of
2/15/96	Cleveland	Jason Grimsley, p Pep Harris, p Don Slaught, c	Brian Anderson, p CASH
2/29/96	Cincinnati	Chuck McLeroy, p	Lee Smith, p
5/27/96	New York (A.L.)	Rich Montealeone, p	Mike Aldrete, of
6/12/96	New York (A.L.)	Pat Borders, c	Ben VanRyn, p
6/15/96	St. Louis	Robert Ellis, p	Pat Borders, c
7/27/96	Chicago (A.L.)	Greg Gohr, p	Damion Easterly, inf
7/31/96	Detroit	HScott Vollmer, c	Don Slaught, c
8/31/96	Chicago (A.L.)		
10/28/96	Kansas City	Mark Gubicza, p Mike Bovee, p	Chili Davis, dh
11/27/96	San Francisco	Allen Watson, p Fausto Macey, p	J.T. Snow, 1b
12/5/96	New York (A.L.)	Jim Leyritz c/inf	HJeremy Blevins, p Ryan Kane, inf HTravis Thurmond, p
4/14/97	San Francisco	Rich DeLucia, p	Jorge Fabregas, c
5/18/97	Chicago (A.L.)	Tony Phillips, of Chad Kreuter, c Ken Hill, p	Chuck McLeroy, p Jim Leyritz, c HRobert Sasser, inf
7/29/97	Texas		Ryan Hancock, p
8/13/97	San Diego	Rickey Henderson, of Stevenson Agosto, p	HGeorge Arias, inf
8/23/97	San Diego	Angelo Encarnacion, c	Aaron Guilel, inf/of
10/31/97	Texas	Mike Bell, inf	Matt Perisho, p
11/20/97	Cleveland	Phil Nevin, inf/of Matt Walbeck, c	Nick Suse, p
3/30/98	St. Louis	Craig Shipley, inf	Chip Hale, inf
7/30/98	Chicago (A.L.)	Charlie O'Brien, c	Jason Stockstill, p Brian Tokare, p
8/7/98	Milwaukee	Jeff Juden, p	CASH
8/20/98	Oakland	Mike Fetters, c	CASH
8/28/98	Philadelphia	Gregg Jefferies, inf	HDoug Nickle, p
9/18/98	Chicago (A.L.)	Chad Kreuter, c	CASH
12/14/98	St. Louis	Mark Petkovsek, p	HMatt Garrick, c
3/29/99	San Diego	Andy Sheets, inf Gus Kennedy, of Tomas Perez, inf	Phil Nevin, inf Keith Volkman, p Dave Hollins, inf
3/30/99	Toronto	Nathan Haynes, of	Omar Olivares, p
7/29/99	Oakland	Jeff DaVanon, of Elvin Nina, p	Randy Velarde, inf
3/23/00	St. Louis	Kent Bottenfield, p Adam Kennedy, inf	HJim Edmonds, of
7/30/00	Philadelphia	Ron Gant, of	Kent Bottenfield, p
8/22/00	Colorado	Scott Karl, p	CASH
12/10/00	Cincinnati	Wilmy Caceres, inf	Seth Etherton, p
3/25/01	Chicago (N.L.)	Jose Nieves, inf	Mike Fyhrle, p
3/28/01	New York (A.L.)	Glennallen Hill, of	Darren Blakely, of
12/17/01	Tampa Bay	Mickey Callaway, rhp	Wilmy Caceres, inf
12/27/01	New York (N.L.)	Kevin Appier, rhp	Mo Vaughn, inf
1/17/02	Toronto	Brad Fuller, 1b/DH	Brian Cooper, rhp
7/31/02	Milwaukee	Alex Ochoa, of Sal Fasano, c	Jorge Fabregas, c Hohnny Raburn, inf HPedro Liriano, rhp

CLUB HISTORY

ANGELS NOTABLE TRADES



DATE	CLUB	ACQUIRED	TRADED
7/29/03	Chicago (A.L.)	Gary Glover, rhp Tim Bittner, lhp Scott Dunn, rhp	Scott Schoeneweis, lhp Doug Nickle, rhp
11/19/04	Washington	Maicer Izturis, inf Juan Rivera, of Dustin Moseley, rhp	Jose Guillen, of Ramon Ortiz, rhp Wil Nieves, c Dusty Bergman, lhp Ronnie Ray, rhp
12/14/04	Cincinnati	Bret Prinz, rhp	
3/29/05	New York (A.L.)	Jason Christiansen, lhp	
8/30/05	San Francisco		
12/21/05	San Francisco	Edgardo Alfonzo, inf	Steve Finley, of
2/28/06	Arizona	Jason Bulger, rhp	Alberto Callaspo, inf
5/30/06	Cincinnati	Kyle Edens, rhp	Esteban Yan, rhp
7/5/06	St. Louis	Terry Evans, of	Jeff Weaver, rhp
11/20/06	Florida	Chris Resop, rhp	Kevin Gregg, rhp
12/15/06	Boston	Phil Selbel, lhp	Brendan Donnelly, rhp
7/21/07	New York (A.L.)	Jeff Kennard, rhp	Jose Molina, c
11/19/07	Chicago (A.L.)	Jon Garland, rhp	Orlando Cabrera, inf
7/29/08	Atlanta	Mark Teixeira, inf	Casey Kotchman, inf Steve Marek, rhp
8/28/09	Tampa Bay	Scott Kazmir, LHP	★Sean Rodriguez, inf Alex Torres, lhp Matt Sweeney, inf
7/22/10	Kansas City	Alberto Callaspo, inf	Sean O'Sullivan, rhp Will Smith, lhp Joe Saunders, rhp
7/25/10	Arizona	Dan Haren, rhp	Rafael Rodriguez, rhp Patrick Corbin, lhp ★Tyler Skaggs, lhp HLoek Van Mil, rhp
8/27/10	Minnesota	Brian Fuentes, lhp	
10/21/11	Toronto	Vernon Wells, of	Mike Napoli, c Juan Rivera, of Tyler Chatwood, rhp Jeff Mathis, c
11/30/11	Colorado	Chris Iannetta, c	Alexi Amarista, inf
12/3/11	Toronto	Brad Mills, lhp	Donn Roach, rhp
5/3/12	San Diego	Ernesto Frieri, rhp	Jean Segura, inf Johnny Hellweg, rhp Ariel Pena, rhp
7/27/12	Milwaukee	Zack Greinke, rhp	
12/19/12	Seattle	Jason Vargas, lhp	Kendrys Morales, inf
3/26/13	New York (A.L.)	Ecicardo Cayones, of Kramer Sneed, lhp	Vernon Wells, of
3/27/13	Tampa Bay	Dane De La Rosa, rhp	Steven Geltz, rhp
7/29/13	Atlanta	Cory Rasmus, rhp	Scott Downs, lhp
7/30/13	Oakland	Grant Green, inf	Alberto Callaspo, inf
11/22/13	St. Louis	David Freese, inf	Peter Bourjos, of Randal Grichuk, of Mark Trumbo, inf/of
12/10/13	Arizona	Fernando Salas, rhp Tyler Skaggs, lhp Hector Santiago, lhp	★A.J. Schugel, rhp Andrew Romine, inf Ernesto Frieri, rhp Zach Borenstein, of Joey Krehbiel, rhp
3/21/14	Detroit	Jose Alvarez, lhp	Taylor Lindsey, inf
6/27/14	Pittsburgh	Jason Grilli, rhp	Infint Morris, rhp
7/5/14	Arizona	Tony Campana, of Joe Thatcher, lhp	Jose Rondon, inf R.I. Alvarez, rhp
7/19/14	San Diego	Huston Street, rhp Trevor Gott, rhp	Michael Clevinger, rhp CASH
8/7/14	Cleveland	Vinnie Pestano, rhp	
8/21/14	Chicago (A.L.)	Gordon Beckham, inf	
11/5/14	Houston	Nick Tropeano, rhp Carlos Perez, c	Hank Conger, c
11/5/14	Tampa Bay	Cesar Ramos, lhp	Mark Sappington, rhp
12/9/14	Los Angeles	Drew Butera, c	Matt Long, of
12/11/14	Colorado	Josh Rutledge, inf	Jairo Diaz, rhp
12/11/14	Los Angeles	Andrew Heaney, lhp	Howie Kendrick, inf
12/16/14	Tampa Bay	Matt Joyce, of	Kevin Jepsen, rhp
12/19/14	Kansas City	Johnny Giavotella, inf	Brian Broderick, rhp
7/27/15	Boston	Shane Victorino, of	Josh Rutledge, inf
7/28/15	Tampa Bay	David DeJesus, of	Eduar Lopez, rhp
7/28/15	Cleveland	David Murphy, of	Eric Stamets, inf
11/12/15	Atlanta	Andrelton Simmons, inf	Erick Aybar, inf Sean Newcomb, rhp Chris Ellis, rhp
12/10/15	Washington	Yunel Escobar, inf	Trevor Gott, rhp

DATE	CLUB	ACQUIRED	TRADED
11/3/16	Detroit	Cameron Maybin, of	Victor Alcantara, rhp
12/10/16	Washington	Danny Espinosa, inf	Austin Adams, rhp Kyle McGowin, rhp Grayson Long, rhp Tony Sanchez, c
8/31/17	Detroit	Justin Upton, of	
8/31/17	Atlanta	Brandon Phillips, inf	
11/30/17	Atlanta	Jim Johnson, rhp International Pool Space Ian Kinsler, inf	Justin Kelly, lhp Wilkel Hernandez, rhp Troy Montgomery, of C.J. Cron, inf Martin Maldonado, c Ian Kinsler, inf
12/13/17	Detroit		
2/17/18	Tampa Bay	★Luis Rengifo, inf	
7/26/18	Houston	Brandon Sandoval, lhp	
7/30/18	Boston	Ty Buttrey, rhp Williams Jerez, lhp	
11/29/18	Chicago (N.L.)	Tommy La Stella, inf	★Conor Lillis-White, lhp
12/4/19	Baltimore	Dylan Bundy, rhp	Kyle Bradish, rhp Kyle Brnovich, rhp Isaac Mattson, rhp Zach Peek, rhp Zack Cozart, inf Will Wilson, inf Jeremy Beasley, rhp Tommy La Stella, inf Jason Castro, c Brian Goodwin, of
12/10/19	San Francisco	★Garrett Williams, lhp	
1/14/20	Arizona	Matt Andriese, rhp	
8/28/20	Oakland	Franklin Barreto, inf	
8/30/20	San Diego	Gerardo Reyes, rhp	
8/31/20	Cincinnati	Packy Nughton, lhp ★Jose Salvador, lhp	
12/02/20	Baltimore	José Iglesias, inf	Garrett Stalling, rhp Jean Pinto, rhp Noé Ramirez, rhp ★Leo Rivas, inf Jahmal Jones, inf
12/07/20	Cincinnati	Raisel Iglesias, rhp CASH	
2/2/21	Baltimore	Alex Cobb, rhp CASH	
2/4/21	St. Louis	Dexter Fowler, of CASH	CASH
2/8/21	Tampa Bay	Aaron Slegers, rhp	CASH

#Compensation for player who retired
★Designates player to be named later





CLUB HISTORY

NOTABLE FREE AGENT SIGNINGS

DATE	PLAYER/POSITION	PREVIOUS CLUB	DATE	PLAYER/POSITION	PREVIOUS CLUB
11/16/76	Don Baylor, dh/of	Oakland	12/2/05	Hector Carrasco, rhp	Washington
11/17/76	Joe Rudi, inf	Oakland	2/23/06	Jeff Weaver, rhp	Los Angeles (N.L.)
11/24/76	Bobby Grich, inf	Baltimore	11/19/06	Justin Speier, rhp	Toronto
11/21/77	Lyman Bostock, of	Minnesota	11/22/06	Gary Matthews Jr., of	Texas
12/3/78	Jim Barr, rhp	San Francisco	12/11/06	Darren Oliver, lhp	New York (N.L.)
11/16/79	Bruce Kison, rhp	Pittsburgh	1/8/07	Shea Hillenbrand, inf	San Francisco
12/5/79	Freddie Patek, inf	Kansas City	11/22/07	Torii Hunter, of	Minnesota
12/2/80	Geoff Zahn, LHP	Minnesota	12/31/08	Brian Fuentes, lhp	Colorado
12/29/80	Juan Beniquez, OF	Seattle	2/12/09	Bobby Abreu, of	New York (A.L.)
1/16/81	Bill Travers, LHP	Milwaukee	12/14/09	Hideki Matsui, of	New York (A.L.)
1/22/82	Reggie Jackson, OF	New York (A.L.)	12/23/09	Fernando Rodney, rhp	Detroit
1/21/83	Ellis Valentine, of	New York (N.L.)	1/20/10	Joel Pineiro, rhp	St. Louis
1/10/85	Rob Wilfong, inf	Minnesota	12/2/10	Hisanori Takahashi, lhp	New York (N.L.)
1/30/85	Ruppert Jones, of	Detroit	12/10/10	Scott Downs, lhp	Toronto
12/1/87	Chili Davis, of	San Francisco	12/7/11	LaTroy Hawkins, rhp	Milwaukee
1/17/89	Claudell Washington, of	New York (A.L.)	12/10/11	Albert Pujols, inf	St. Louis
12/1/89	Mark Langston, lhp	Montreal	12/10/11	C.J. Wilson, lhp	Texas
2/21/90	Greg Minton, rhp	San Francisco	11/28/12	Ryan Madson, rhp	Cincinnati
1/23/91	Gary Gaetti, inf	Minnesota	12/12/12	Joe Blanton, rhp	Los Angeles (N.L.)
5/20/91	Fernando Valenzuela, lhp	Los Angeles (N.L.)	12/12/12	Sean Burnett, lhp	Washington
2/14/92	Alvin Davis, inf	Seattle	12/15/12	Josh Hamilton, of	Texas
12/11/92	Chili Davis, of	Minnesota	11/29/13	Joe Smith, rhp	Cleveland
2/11/93	Scott Sanderson, rhp	New York (A.L.)	12/27/13	Raul Ibanez, of	Seattle
1/31/94	Bo Jackson, of	Chicago (A.L.)	1/16/14	John McDonald, inf	Boston
2/1/94	Dwight Smith, OF	Chicago (N.L.)	11/9/16	Andrew Bailey	Los Angeles (A.L.)
12/14/94	Lee Smith, rhp	Baltimore	11/11/16	Jesse Chavez, rhp	Los Angeles (N.L.)
11/21/95	Randy Velarde, inf	New York (A.L.)	12/23/16	Ben Revere, of	Washington
11/20/96	Dave Hollins, inf	Seattle	12/9/17	Shohei Ohtani, rhp/dh	Nippon-Ham (Japan)
12/18/96	Eddie Murray, inf	Baltimore	12/15/17	Zack Cozart, inf	Cincinnati
12/11/97	Omar Olivares, rhp	Seattle	12/20/18	Trevor Cahill, rhp	Oakland
12/19/97	Cecil Fielder, inf	New York (A.L.)	12/21/18	Matt Harvey, rhp	Cincinnati
2/27/98	Jack McDowell, rhp	Cleveland	1/20/19	Cody Allen, rhp	Cleveland
12/11/98	Mo Vaughn, inf	Boston	12/13/19	Anthony Rendon, inf	Washington
12/23/98	Tim Belcher, rhp	Kansas City	12/21/19	Julio Teheran, rhp	Atlanta
1/11/00	Scott Spiezo, inf	Oakland	1/7/20	Jason Castro, c	Minnesota
1/26/00	Kent Mercker, lhp	Boston	12/15/20	Alex Claudio, lhp	Milwaukee
1/11/00	Pat Rapp, rhp	Baltimore	1/15/21	Kurt Suzuki, c	Washington
1/4/01	Ismael Valdez, rhp	Los Angeles (N.L.)	1/22/21	José Quintana, lhp	Chicago (N.L.)
1/25/01	Wally Joyner, inf	Atlanta			
12/19/01	Dennis Cook, lhp	Philadelphia			
1/4/02	Aaron Sele, rhp	Seattle			
12/30/02	Eric Owens, of	Florida			
11/24/03	Kelvim Escobar, rhp	Toronto			
12/10/03	Bartolo Colon, rhp	Chicago (A.L.)			
12/20/03	Jose Guillen, of	Oakland			
1/14/04	Vladimir Guerrero, of	Montreal			
12/11/04	Steve Finley, of	Los Angeles (N.L.)			
12/14/04	Paul Byrd, rhp	Atlanta			
1/12/05	Orlando Cabrera, inf	Boston			

STADIUM POLICIES

Inside Angel Stadium:

- Guests are prohibited from bringing any alcoholic beverages into the ballpark.
- Guests are prohibited from carrying cans, bottles, thermoses, ice chests, glass containers, or any other container or object that is deemed to be unsafe, hazardous, or posing a threat of injury to guests, participants, officials, or individuals employed at the ballpark.
- Guests are prohibited from bringing bulk quantities of food into the ballpark, as determined by Angel staff in its sole discretion.
- Guests are prohibited from preparing food or beverages of any kind where such preparation necessitates the use of an object or practice deemed to be unsafe, hazardous, or posing a threat of injury to guests, participants, officials, or individuals employed at the ballpark.

Outside Angel Stadium:

- Guests are prohibited from selling food or beverages of any kind.
- Guests are prohibited from preparing food or beverages of any kind where such preparation necessitates the use of an object or practice deemed to be unsafe, hazardous, or posing a threat of injury to guests, participants, officials, or individuals employed at the ballpark.
- On-site catering is prohibited.
- Consumption of alcohol is strictly prohibited.

CLUB HISTORY

ANGELS FIRST ROUND DRAFT SELECTIONS



YEAR	PLAYER	POSITION	MONTH	SIGNED
1965	★ Jim Spencer	First Base	June	Yes
1966	Ronald Cherry	Catcher	January	No
1966	James Vopicka	Shortstop	January (SP)	Yes
1966	James Deneff	Shortstop	June	Yes
1966	★ Andy Messersmith	Pitcher	June (SP)	Yes
1967	David McCormick	Pitcher	January	Yes
1967	★ Tom Murphy	Pitcher	January (SP)	Yes
1967	William Nunn	Catcher	June	Yes
1967	★ Greg Washburn	Pitcher	June (SP)	Yes
1968	Robert Johnson	Pitcher	January	No
1968	Dayle Campbell	First Base	January (SP)	Yes
1968	Lloyd Allen	Pitcher	June	Yes
1968	Larry Hanson	Shortstop	June (SP)	Yes
1969	Randall Bayer	First Base	January	No
1969	Sherwood Hahn	Pitcher	January (SP)	No
1969	★ Alan Bannister	Shortstop	June	No
1969	Robert Beach	Pitcher	June (SP)	No
1970	Paul Sands	Pitcher	January	No
1970	★ John Doherty	Outfielder	January	Yes
1970	★ Paul Dade	3B/OF	June	Yes
1970	Richard Soriano	Outfielder	June (SP)	No
1971	Earl Austin	Third Base	January	Yes
1971	★ Robert Allietta	Catcher	January (SP)	Yes
1971	★ Frank Tanana	Pitcher	June	Yes
1971	John Donovan	Pitcher	June (SPD)	Yes
1971	James Officer	Pitcher	June (SPA)	Yes
1972	★ Thomas Donohue	Catcher	January	Yes
1972	★ Craig Caskey	Pitcher	January (SP)	No
1972	★ Dave Chalk	Third Base	June	Yes
1972	★ Dave Collins	1B/OF	June (SP)	Yes
1973	Randy Smith	Pitcher	January	Yes
1973	Jeff Feramisco	INF/OF	January (SP)	No
1973	Billy Taylor	Outfielder	June	Yes
1973	David Bedrosian	Second Base	June (SP)	No
1974	Lawrence Howser	Shortstop	January	No
1974	David Bedrosian	Second Base	January (SP)	No
1974	★ Mike Miley	Shortstop	June	Yes
1974	★ John Caneira	Pitcher	June (SP)	Yes
1975	★ Willie Aikens	First Base	January	Yes
1975	★ Gil Kubski	Third Base	January (SP)	Yes
1975	★ Danny Goodwin	Catcher	June	Yes
1975	★ Garry Hancock	Outfielder	June (SP)	No
1976	Stephen Tebbetts	Outfielder	January	Yes
1976	Greg Johnson	Pitcher	January (SP)	Yes
1976	★ Ken Landreaux	Outfielder	June	Yes
1976	John Racanelli	Pitcher	June (SP)	Yes
1977	★ Alan Wiggins	Infielder	January	Yes
1977	Robert Healy	Pitcher	January (SP)	Yes
1977	★ Richard Dotson	Pitcher	June	Yes
1977	★ Mike Walters	Pitcher	June (SP)	Yes
1978	Rick Evans	Pitcher	January	No
1978	James Glenn	Outfielder	January (SP)	No
1978	★ Tom Brunansky	Outfielder	June	Yes
1978	Paul Homrig	First Base	June (SP)	No
1979	Dennis Ivy	OF/1B	January	No
1979	★ Otis Nixon	Third Base	January (SP)	No
1979	Mark Pedersen	Pitcher	June (SP)	Yes
1980	Christopher Ray	Pitcher	January	Yes
1980	Thomas McLaughlin	Pitcher	January (SP)	No
1980	★ Dennis Rasmussen	Pitcher	June	Yes
1980	★ Bill Mooneyham	Pitcher	June (SP)	Yes
1981	Kevin Price	Pitcher	January	Yes
1981	★ Ron Romanick	Pitcher	January (SP)	Yes
1981	★ Dick Schofield	Shortstop	June	Yes
1981	Reggie Montgomery	Outfielder	June (SP)	Yes
1982	Jay Lewis	Pitcher	January	Yes
1982	Kendall Walling	Shortstop	January (SP)	No
1982	★ Bob Kipper	Pitcher	June	Yes
1982	Mark Bauer	Pitcher	June (SP)	No
1983	Steve Lee	Outfielder	January	Yes
1983	★ Brad Arnsberg	Pitcher	January (SP)	No
1983	Mark Doran	Outfielder	June	Yes
1983	Byron Kemmerling	Pitcher	June (SP)	Yes
1984	David Martinez	Pitcher	January	Yes
1984	Robert Auth	Pitcher	January (SP)	No
1984	★ Erik Pappas	Catcher	June	Yes
1984	Erik Tutt	Outfielder	June (SP)	No





CLUB HISTORY

ANGELS FIRST ROUND DRAFT SELECTIONS

YEAR	PLAYER	POSITION	MONTH	SIGNED
1985	John Wilder	Pitcher	Jan.	No
1985	★ Chuck Finley	Pitcher	Jan. (SP)	Yes
1985	★ Willie Fraser	Pitcher	June	Yes
1985#	★ Mike Cook	Pitcher	June	Yes
1985	Gary Nalls	Shortstop	June (SP)	Yes
1986	Brandy Vann	Pitcher	Jan.	Yes
1986	Jeffrey Marr	Pitcher	Jan. (SP)	No
1986	★ Roberto Hernandez	Pitcher	June	Yes
1986	★ Mike Fetters	Pitcher	June	Yes
1986	★ Lee Stevens	First Base	June	Yes
1986	Daryl Green	Pitcher	June	Yes
1987	★ John Orton	Catcher	June	Yes
1987#	★ David Holdridge	Pitcher	June	Yes
1988	★ Jim Abbott	Pitcher	June	Yes
1989	★ Kyle Abbott	Pitcher	June	Yes
1990	★ Phillip Leftwich	Pitcher	June	Yes
1991	★ Eduardo Perez	Outfielder	June	Yes
1991#	★ Jorge Fabregas	Catcher	June	Yes
1992	Pete Janicki	Pitcher	June	Yes
1992#	★ Jeff Schmidt	Pitcher	June	Yes
1993	★ Brian Anderson	Pitcher	June	Yes
1994	★ McKay Christensen	Outfielder	June	Yes
1995	★ Darin Erstad	Outfielder	June	Yes
1996	★ Chuck Abbott	Infielder	June	Yes
1997	★ Troy Glaus	Infielder	June	Yes
1998	★ Seth Etherton	Pitcher	June	Yes
1999	★ John Lackey	Pitcher	June	Yes
2000	Joe Torres	Pitcher	June	Yes
2000#	★ Chris Bootcheck	Pitcher	June	Yes
2001	★ Casey Kotchman	Infielder	June	Yes
2002	★ Joe Saunders	Pitcher	June	Yes
2003	★ Brandon Wood	Infielder	June	Yes
2004	★ Jered Weaver	Pitcher	June	Yes
2005	★ Trevor Bell	Pitcher	June	Yes
2006	★ Hank Conger	Catcher	June	Yes
2007	Jonathan Bachanov	Pitcher	June	Yes
2008	★ Tyler Chatwood	Pitcher	June	Yes
2009	★ Randal Grichuk	Outfielder	June	Yes
2009	★ Michael Trout	Outfielder	June	Yes
2009#	★ Tyler Skaggs	Pitcher	June	Yes
2009#	★ Garrett Richards	Pitcher	June	Yes
2009#	Tyler Kehrer	Pitcher	June	Yes
2010#	★ Kaleb Cowart	Infielder	June	Yes
2010#	★ Cam Bedrosian	Pitcher	June	Yes
2010	Chevy Clarke	Outfielder	June	Yes
2010#	Taylor Lindsey	Infielder	June	Yes
2010#	Ryan Bolden	Outfielder	June	Yes
2011	★ C.J. Cron	Infielder	June	Yes
2012	★ R.J. (Roy) Alvarez	Pitcher	June	Yes
2013	Hunter Green	Pitcher	June	Yes
2014	★ Sean Newcomb	Pitcher	June	Yes
2015	★ Taylor Ward	Catcher	June	Yes
2016	★ Matt Thaiss	Infielder	June	Yes
2017	★ Jo Adell	Outfielder	June	Yes
2018	Jordyn Adams	Outfielder	June	Yes
2019	Will Wilson	Infielder	June	Yes
2020	Reid Detmers	Pitcher	June	Yes

SP - Secondary Phase # - Compensation Selection
 SPA - Secondary Phase Active ★ - Played in Major Leagues
 SPD - Secondary Phase Delayed

CLUB HISTORY



Angels 2017 first round draft selection Jo Adell made his Major League debut in 2020

CLUB HISTORY

THE LAST TIME ...



PITCHING/FIELDING

NO-HITTER by ANGELS – Taylor Cole (2.0 IP), Felix Pena (7.0 IP); July 12, 2019 vs. Seattle (13-0 score, 11th no-hitter in Angels' history)

NO-HITTER vs. ANGELS – Eric Milton, Sept. 11, 1999 at Minnesota (7-0 score)

ONE-HITTER by ANGELS – Andrew Heaney (9.0 IP); June 5, 2018 vs. Kansas City (1-0 W)

ONE-HITTER vs. ANGELS – Mike Leake (9.0 IP); July 19, 2019 at Seattle (0-10 L)

10-OR-MORE STRIKEOUT GAME by ANGELS STARTER – Griffin Canning (10), Sept. 22, 2020 at San Diego (fifth 10+ strikeout game by an Angels starter in 2020; three by Dylan Bundy and one by Andrew Heaney)

10-OR-MORE STRIKEOUT GAME by OPPONENT STARTER – Framber Valdez (11); Aug. 24, 2020 vs. Astros (first 10+ strikeout game by an opponent starter in 2020)

CONSECUTIVE 10-OR-MORE STRIKEOUT GAMES – Dylan Bundy, Aug. 6, 2020 at Seattle (10 K's) & Aug. 11, 2020 vs. Oakland (10 K's)

SHUTOUT by ANGELS – Andrew Heaney (7.0 IP), Mike Mayers (1.0 IP), Felix Pena (1.0 IP); Sept. 3, 2020 vs. San Diego (2nd Angels shutout in 2020)

SHUTOUT vs. ANGELS – Victor Gonzalez (1.0 IP), Dustin May (4.0 IP), Pedro Baez (1.0 IP), Blake Treinen (1.0 IP), Brusdar Graterol (1.0 IP), Kenley Jansen (1.0 IP); Sept. 27, 2020 at Los Angeles (N.L.) (3rd time being shutout in 2020)

COMPLETE GAME by ANGELS – Dylan Bundy (9 IP – W); Aug. 6, 2020 at Seattle (1st complete game by an Angels starter in 2020)

COMPLETE GAME vs. ANGELS – Marco Gonzales (9 IP – W); Aug. 31, 2020 vs. Seattle (first complete game by an opposing starter in 2020)

CONSECUTIVE SHUTOUTS by ANGELS – Hector Santiago (7 IP), JC Ramirez (1 IP) & Fernando Salas (1 IP); July 15, 2016 vs. Chicago (A.L.) & Matt Shoemaker (9 IP); July 16, 2016 vs. Chicago (A.L.)

CONSECUTIVE SHUTOUTS vs. ANGELS – Ian Kennedy (8 IP), Kelvin Herrera (1 IP); Apr. 16, 2017 at KC & Charlie Morton (5 IP), Chris Devenski (2 IP), Luke Gregerson (1 IP), Ken Giles (1 IP); Apr. 17, 2017 at Houston)

CONSECUTIVE SHUTOUTS, INDIVIDUAL, by ANGELS – John Lackey, July 7, 2006 at Oakland (3-0 score) & July 14, 2006 vs. Tampa Bay (3-0 score)

CONSECUTIVE COMPLETE GAMES by ANGELS – Jerome Williams (9 IP), 4-0 score, May 1, 2012 vs. Minnesota; Jered Weaver (9 IP), 9-0 score, May 2, 2012 vs. Minnesota

CONSECUTIVE COMPLETE GAMES vs. ANGELS – Brandon Morrow (9 IP), 5-0 score, May 3, 2012 vs. Toronto; Henderson Alvarez (9 IP), 4-0 score, May 4, 2012 vs. Toronto

CONSECUTIVE COMPLETE GAME VICTORIES by ANGELS – Jerome Williams (9 IP), 4-0 score, May 1, 2012 vs. Minnesota; Jered Weaver (9 IP), 9-0 score, May 2, 2012 vs. Minnesota

CONSECUTIVE COMPLETE GAME DEFEATS vs. ANGELS – Brandon Morrow (9 IP), 5-0 loss, May 3, 2012 vs. Toronto; Henderson Alvarez (9 IP), 4-0 loss, May 4, 2012 vs. Toronto

1-0 GAME, VICTORY – Andrew Heaney (7.0 IP), Ty Buttrey (1.0 IP), Blake Parker (0.2 IP) & José Álvarez (0.1 IP); Sept. 9, 2018 at Chicago (A.L.)

1-0 GAME, DEFEAT – Justin Verlander (8 IP) & Ken Giles (1 IP); Sept. 12, 2017 vs. Houston

LAST ANGELS POSITION PLAYER TO PITCH – Anthony Bemboom, Aug. 24, 2020 at Houston (1.0 IP, 1 BB)

TRIPLE PLAY by ANGELS – July 5, 1997 vs. Seattle

TRIPLE PLAY vs. ANGELS – Aug. 16, 2018 at Texas

BATTING

INSIDE-THE-PARK HOME RUN by ANGELS – Tommy La Stella; June 25, 2019 vs. Cincinnati (1st inning off Tyler Mahle)

INSIDE-THE-PARK HOME RUN vs. ANGELS – Edwin Encarnación; Apr. 2, 2018 vs. Cleveland (2nd inning off JC Ramirez)

PINCH-HIT HOME RUN by ANGELS – Brian Goodwin, Aug. 5, 2019 at Cincinnati (9th inning off David Hernandez) (first Angels pinch-hit HR of 2018)

PINCH-HIT HOME RUN vs. ANGELS – David Freese, June 11, 2019 vs. Los Angeles (N.L.) (8th Inning off Ty Buttrey)

GRAND SLAM by ANGELS – Jared Walsh, Sept. 21, 2020 vs. Texas (4th Inning off Kyle Gibson)

GRAND SLAM vs. ANGELS – Charlie Blackmon – Sept. 11, 2020 at Colorado (8th inning off Jose Quijada)

WALK-OFF HR by ANGELS – Tommy La Stella, August 17, 2020 vs. Baltimore (9th inning, two-run HR off Trevor Gott)

WALK-OFF HR vs. ANGELS – Charlie Blackmon – Sept. 11, 2020 at Colorado (8th inning off Jose Quijada)

PINCH-HIT GRAND SLAM by ANGELS – Alberto Callaspo, May 26, 2012 at Seattle (6th inning off Felix Hernandez)

PINCH-HIT GRAND SLAM vs. ANGELS – Ben Broussard, Apr. 21, 2007 vs. Seattle (8th inning off Scot Shields)

TWO-HOME RUN GAME by ANGELS – Max Stassi, Sept. 22, 2020 at San Diego (5th Angels two-HR game of 2020)

TWO-HOME RUN GAME vs. ANGELS – AJ Pollack, Sept. 27, 2020 at Los Angeles (N.L.) (5th two-HR game vs. Angels in 2020)

MULTIPLE ANGELS W/TWO-HR-OR-MORE IN ONE GAME – Mike Trout (2) & Luis Valbuena (2), Aug. 19, 2017 at Baltimore

THREE-HOME RUN GAME by ANGELS – Torii Hunter, June 13, 2009 vs. San Diego (previous: Garret Anderson, June 4, 2003 at Montreal in Puerto Rico)

THREE-HOME RUN GAME vs. ANGELS – George Springer, Sept. 22, 2019 at Houston (previous: Mookie Betts, Apr. 17, 2018 vs. Boston)

BACK-TO-BACK HOME RUNS by ANGELS – Shohei Ohtani & Justin Upton, September 23, 2020 at San Diego (2nd inning)

BACK-TO-BACK HOME RUNS vs. ANGELS – Daulton Varsho & Carson Kelly, Sept. 15, 2020 vs. Arizona (2nd inning)

BACK-TO-BACK-TO-BACK HOME RUNS by ANGELS – Tommy La Stella, Mike Trout & Shohei Ohtani, June 8, 2019 vs. Seattle (4th inning)

BACK-TO-BACK-TO-BACK HOME RUNS vs. ANGELS – Adrián Beltré, Mike Napoli & Nelson Cruz, Sept. 27, 2011 vs. Texas (5th inning)

THREE HOME RUNS, ONE INNING, by ANGELS – Shohei Ohtani & Justin Upton & Anthony Bemboom, Sept. 23, 2020 at San Diego (2nd inning)

THREE HOME RUNS, ONE INNING, vs. ANGELS – Miguel Sano, Max Kepler & Jonathan Schoop, May 23, 2019 (7th inning)

FIVE-HIT GAME by ANGELS – Mike Trout (5-for-5), Sept. 8, 2018 at Chicago (A.L.)

FIVE-HIT GAME vs. ANGELS – Josh Reddick, Sept. 26, 2019 vs. Angels (5-for-6)

FIVE-RBI GAME or more by ANGELS – Mike Trout (6 RBI), August 29, 2020 vs. Seattle

FIVE-RBI GAME or more vs. ANGELS – Kole Calhoun (5 RBI), Sept. 15, 2020 vs. Arizona (3rd occasion in 2020)

THREE STEALS, INDIVIDUAL, by ANGELS – Cameron Maybin (4 SB), June 9, 2017 at Houston

THREE STEALS, INDIVIDUAL, vs. ANGELS – Elvis Andrus (3 SBs), July 2, 2019 at Texas

BATTING FOR THE CYCLE by ANGELS – Shohei Ohtani, June 13, 2019 at Tampa Bay (7th Angel player/8th time in club history)

BATTING FOR THE CYCLE vs. ANGELS – Carlos Gomez, Apr. 29, 2017 at Texas

STRAIGHT STEAL OF HOME by ANGELS – Collin Cowgill, Sept. 21, 2013 vs. Seattle

STRAIGHT STEAL OF HOME vs. ANGELS – B.J. Upton, Sept. 17, 2007 vs. Tampa Bay

TWO HITS SAME INNING, INDIVIDUAL, by ANGELS – David Fletcher & Mike Trout, July 12, 2019 vs. Seattle (1st inning)

TWO HITS SAME INNING, INDIVIDUAL, vs. ANGELS – Eric Hosmer, Sept. 2, 2020 vs. San Diego (8th inning)


WALK-OFF WIN, by ANGELS – Jo Adell single two RBI; Sept. 5, 2020 vs. Houston (7th inning, Game 1 of double-header)





CLUB HISTORY

ANGEL STADIUM



The 2021 season marks the Halos' 56th season playing home games at Angel Stadium. After spending their first five years of existence playing at Wrigley Field (1961) and Chavez Ravine (1962-65), the Angels landed in their new home in Orange County in 1966. Since opening the doors for its first exhibition game Apr. 9, 1966, Angel Stadium has played host to some of the Club's memorable events including seven Western Division clinching games (1979, 1982, 1986, 2007, 2008, 2009 and 2014), three All-Star Games (1967, 1989 and 2010) and the 2002 World Series, including the Angels' Game 7 victory over the San Francisco Giants to clinch the franchise's first championship. Angel Stadium has also seen several individual Halos leave their indelible marks on the game of baseball. Whether it be the six Angels no-hitters, Rod Carew's 3,000th hit, Reggie Jackson's 500th home run, Don Sutton's 300th win or Albert Pujols' 600th home run, Angel Stadium has housed some of Major League Baseball's most prestigious accomplishments.

Presently, Angel Stadium sits as baseball's fourth-oldest ballpark, trailing only Boston's Fenway Park, Chicago's Wrigley Field and Los Angeles' Dodger Stadium. Affectionately known as "The Big A", Angel Stadium has seen over 119 million fans pass through its gates since 1966, including a stretch of 17 consecutive full seasons drawing over three million fans, a streak only the Angels and Yankees have achieved since 2003.

STADIUM QUICK FACTS

Location Site: 2000 Gene Autry Way, Anaheim, CA
(off State College Blvd., between Orangewood Blvd. & Katella Ave., west of 57 freeway)

Design: Three-level structure

Seating Capacity: 45,517

Parking Capacity: Approximately 15,000 automobiles

Stadium Area: 140 acres

Foul Lines: 330 feet

Left Field: 347 feet

Left Field Power Alley: 389 feet

Center Field: 396 feet

Right Field Power Alley: 365 feet*

Right Field: 348 feet*

Outfield Fence Height: 8 feet

*Right Field and Right Field Power Alley fence raised from 8' to 18' in 1998 and lowered back to 8' in 2018

Construction: Started Aug. 31, 1964. Completed Apr. 8, 1966

Renovations: Started Oct. 1, 1996. Completed Mar. 27, 1998

First Game: California Angels vs. San Francisco Giants, April 9, 1966

First Regular Season Game: California Angels vs. Chicago White Sox, Apr. 19, 1966

Total Regular Season Games Played (entering 2019): 4,241

Total Postseason Season Games Played (entering 2019): 34

First Regular Season NFL Game: Los Angeles Rams vs. Detroit Lions, Sept. 7, 1980

Last Regular Season NFL Game: Los Angeles Rams vs. Washington Redskins, Dec. 24, 1994

CLUB HISTORY

ANGEL STADIUM



After an Aug. 31, 1964 groundbreaking ceremony, Anaheim Stadium, as it was originally known, was completed in 1966 at a cost of \$24 million. The facility's centerpiece was a giant A-frame scoreboard standing 230 feet high and was the source of the stadium's nickname.

With a seating capacity of 43,250, Anaheim Stadium was built with "Convenience, Comfort and Courtesy" in mind. Narrow foul territory areas and quickly rising decks gave fans an up-close view of the action. Gradually-inclined ramps, escalators, wide aisles and helpful ushers as well as three surrounding freeways, 26 entrance lanes and 28 exit lanes added to the Big A's accessibility.

Anaheim Stadium underwent construction to enclose the stadium in 1979 for additional seating to accommodate the Rams' football games. Seating capacity was increased to 64,593 for baseball and more than 70,000 for football. A total of 108 executive style boxes were added to surround the rear of the Club Level. In addition to the Stadium Club, there were two other private dining areas designed for groups — the Stadium Pavilion and the Football Press Box.


- Apr. 10, 1964** — Anaheim City Council accepts letter of intent in special joint session of Council of Orange County Board of Supervisors, but Supervisors decline to join Anaheim in financing and constructing stadium. City Council unanimously votes to "Go it Alone." Contractor Del Webb pledges to complete stadium before April 1966 and proceeds with plans, at his own risk, pending final decision of Council. Council authorizes City Manager and City Attorney to draw up lease agreement with Angels and contract for construction of stadium.
- Aug. 8, 1964** — Anaheim and Angels sign 35-year lease for stadium.
- Aug. 25, 1964** — Purchase of 150 acres completed. By resolution, City Council officially names stadium "Anaheim Stadium."
- Aug. 26, 1964** — Anaheim and Del Webb Construction sign contract for construction of stadium to seat about 50,000 at maximum cost of \$16 million.
- Aug. 31, 1964** — Groundbreaking for construction of stadium. Angels owner Gene Autry, Del Webb and Anaheim Mayor Odra Chandler shoveled soil in a clearing surrounded by orange groves and corn fields.
- Aug. 26, 1965** — Structural steel construction of stadium completed.
- Sept. 2, 1965** — Decision made to open with 43,204 seating capacity.
- Oct. 1, 1965** — Stadium grass planted.
- Oct. 15, 1965** — Last concrete poured.
- Nov. 15, 1965** — Installation of seats begins.
- Nov. 23, 1965** — Compaction and grading of parking lot begins.
- Dec. 8, 1965** — Model of scoreboard is unveiled; Standard Oil Company to finance \$1 million, 230-foot, A-frame scoreboard structure in left field.
- Dec. 29, 1965** — Placement of light towers; work on scoreboard begins.
- Apr. 9, 1966** — Anaheim Stadium opens in Angels exhibition vs. San Francisco Giants.





CLUB HISTORY

ANGEL STADIUM



At that time, the Big A board was preserved and moved to the edge of the parking lot adjacent to the Orange Freeway behind the right field area.

When the Rams left for St. Louis, Anaheim Stadium's primary tenant remained the Angels, who originally signed a 35-year contract (through 2001). Renovations began Oct. 1, 1996, to revert the 30-year old structure back to a baseball only facility and the ballpark was renamed Edison International Field. The total cost for the stadium renovation was estimated at \$100 million and the project was completed in time for the Angels' Opening Day, Apr. 1, 1998. New enhancements were added all around the ballpark but perhaps the most noticeable is the center field waterfalls and rock formation that come together to form an "A". Settled inside the waterfall's rapids are water geysers that originally shot water into the air whenever an Angels player hit a home run.

Other features of the renovations included terraced bullpens in the outfield, widened concourses, new restroom and concession areas, family-oriented seating sections, state-of-the-art club-level and dugout-level suites, a youth-oriented interactive game area and landscaped courtyards (with statues in remembrance of Gene Autry and Michelle Carew).

In addition, Angel Stadium includes two full-service restaurants: The St. Archer Brewing Co. Club (a sports bar located at the club level down the right field line) and The Lexus Diamond Club (an upscale restaurant with outdoor seating on the field level behind home plate). In 2014, the newest luxury seating area was added to the ballpark with the opening of HALO, now known as the Don Julio Club.

During the 2016 and 2017 offseasons, Angel Stadium underwent several major upgrades. The first round of improvements began immediately following the 2016 season when a new state of the art LED stadium light system was installed. The following offseason, Angel Stadium received one of its largest technological enhancements to date. In Oct., 2017, the Angels partnered with Daktronics to bring 14 LED displays, including two new video boards in both left and right field to Angel Stadium. At the time it was installed, the right field display was the third largest in Major League Baseball at 9,500 square feet and features 7.7 million LEDs. Eight ribbon displays totaling 1,168 feet in length were also installed along the seating fascia to provide additional statistics and graphics. The largest of these included the entire fascia length along the first and third baselines. Finally, a new out-of-town scoreboard replaced the existing board on the right field wall. All total, the Club added more than 23,000 square feet of new LED displays to their home venue.

Also installed prior to the 2018 season was a new state-of-the art sound system. The main seating bowl now has 300 speakers plus more than 50 subwoofers and is powered by 200,000 watts.

With the enhancements made throughout the course of the past several years, Angel Stadium proudly maintains the title of the fourth-oldest ballpark in the Majors while offering its guests access to some of the latest technological amenities. As a result, Angel Stadium continues to be one of Southern California's most unique sports venues.

In October 2020, an agreement was finalized between the Anaheim City Council and SRB Management, LLC, to keep the Angels in Anaheim through 2050. As part of the agreement, SRB Management, LLC, of which Angels owner Arte Moreno is a partner, will purchase the 153-acre land that includes Angel Stadium and the surrounding stadium land from the City.



CLUB HISTORY

THE BIG A



Nestled in the corner of the Angel Stadium parking lot is one of the ballpark's most recognizable features, "The Big A" message board. With the completion of Anaheim Stadium in 1966, the facility's centerpiece was a giant A-frame scoreboard standing 230 feet high. At the time, it was the largest scoreboard ever constructed and became the source of the stadium's nickname. The Big A's original home was just beyond the left field wall where it served as the facility's main scoreboard for over a decade. When the stadium underwent construction to accommodate the Los Angeles Rams in 1979, The Big A was preserved and moved to its current location in the southeastern corner of the parking lot, adjacent to the 57 freeway. Contractors used a 125-ton crane and two large dollies to move the structure over 1,200 feet across the stadium lots.

The Angels have long utilized The Big A to celebrate each of the club's victories. After every Angel win, both home and road, the 70-foot wide halo atop the Big A is illuminated for fans both inside the ballpark and out to see. It is customary for the halo to remain lit until dawn of the day following a victory. The Angels are one of the few sports franchises whose post-victory tradition signals a win to all within sight of their facility.

Since its construction in 1966, The Big A has undergone several modifications and facelifts. The scoreboard's original color palette was all white with a gold halo before becoming green, gold and beige when the stadium was renamed Edison Field. In February, 2002, with the club switching their uniform scheme back to red as the primary color, the Big A was painted red and beige. The landmark then underwent additional changes after the 2009 season when the structure was painted all red. A new full-color display was added to the front facade, replacing the former dot-matrix board and a new halo was placed at the top. A third extensive renovation took place prior to the 2018 season as part of Angel Stadium's overall enhancements. The Big A received a new LED marquee, illuminated Angel Stadium sign and a new modernized LED Halo adorned the top of the famed structure.

As it currently sits, the Club has the ability to display full pictures, texts and graphics as well as turn the halo nearly any color it desires. The most commonly displayed colors on the structure's crown are red, white, blue, green and orange.



BIG A QUICK FACTS

Height.....	230 feet
Width at base (overall).....	103 feet, 6 inches
Base of each leg.....	25 feet x 3 feet
Halo diameter.....	70 feet
Halo height.....	3 feet, 2 inches
Halo elevation.....	202 feet
Number of pixels on current Halo.....	53,600
Message board face.....	40.7 feet x 34.1 feet
Original message board elevation from the top.....	82 feet, 9 inches
Number of lights on the original A-frame.....	128 lamps per leg
Number of lights on the original Halo.....	140 lamps





CLUB HISTORY

ANGEL STADIUM FIRSTS

Regular Season Game:	Apr. 19, 1966 (Chicago White Sox 1, Angels 3)
Pitcher:	Marcelino Lopez, Angels vs. White Sox, Apr. 19, 1966
Batter:	Tommie Agee, White Sox at Angels, Apr. 19, 1966 (ground out to SS)
Angels Batter:	Jose Cardenal, Apr. 19, 1966 (pop out to 2B)
Winning Pitcher:	Tommy John (7 IP, 3 H, 1 R, 1 ER, 3 BB, 4 SO), White Sox, Apr. 19, 1966
Losing Pitcher:	Marcelino Lopez (7.2 IP, 5 H, 3 R, 2 ER, 1 BB, 8 SO), Angels, Apr. 19, 1966
Time of Game:	2 hours, 38 minutes
Attendance:	31,660
Angels Win:	Apr. 20, 1966 (Chicago White Sox 3, Angels 4)
Hit:	Jim Fregosi, Apr. 19, 1966 (double in the 1st inning)
Angels Run:	Rick Reichardt, Angels, Apr. 19, 1966 vs. White Sox
Double:	Jim Fregosi, Angels, Apr. 19, 1966 vs. White Sox (1st inning)
Triple:	Paul Schaal, Angels, Apr. 20, 1966 vs. White Sox (2nd inning)
Home Run:	Rick Reichardt, Angels, Apr. 19, 1966 vs. White Sox (solo home run)
Grand Slam:	Curt Blefary, Baltimore, June 6, 1967 (9th inning)
Angels Grand Slam:	Bill Voss, Apr. 18, 1970 vs. Kansas City (5th inning)
RBI:	Rick Reichardt, Angels, Apr. 19, 1966 vs. White Sox (solo home run)
Angels Winning Pitcher:	Ed Sukla (1.2 IP, 0 H, 0 R, 2 BB, SO), Apr. 20, 1966 vs. White Sox
Save:	Eddie Fisher (2 IP, 1 H, 0 R, 1 BB, 0 SO), White Sox, Apr. 19, 1966
Save by an Angels Pitcher:	Bob Lee (2 IP, 3 H, 1 R, 1 ER, 0 BB, 0 SO), Apr. 22, 1966 vs. Twins
Strikeout:	Marcelino Lopez, Angels vs. White Sox, Apr. 19, 1966 (struck out Pete Ward)
Complete Game:	Dean Chance (9 IP, 6 H, 2 R, 1 ER, 2 BB, 5 SO), May 4, 1966 vs. Oakland
Shutout:	George Brunet (9 IP, 2 H, 0 R, 6 BB, 8 SO), Angels, June 8, 1966 vs. White Sox
No-Hitter:	Clyde Wright (9 IP, 0 H, 0 R, 3 BB, 1 SO), Angels, July 3, 1970 vs. Oakland
Perfect Game:	None
Exhibition Game:	Apr. 9, 1966 (San Francisco 9, Angels 2)
Postseason Game:	Oct. 5, 1979 (Baltimore 3, Angels 4)
Interleague Game:	June 12, 1997 (San Diego 4, Angels 8)
Rainout:	Apr. 8, 1975 vs. Kansas City

* All info is for regular season games only unless otherwise noted

OPENING DAY LINEUPS 1966

<u>Chicago White Sox</u>	<u>California Angels</u>
Tommie Agee, CF	Jose Cardenal, CF
Don Buford, 3B	Bobby Knoop, 2B
Floyd Robinson, RF	Jim Fregosi, SS
John Romano, C	Joe Adcock, 1B
Pete Ward, LF	Jackie Warner, RF
Bill Skowron, 1B	Rick Reichardt, LF
Ron Hansen, SS	Paul Schaal, 3B
Al Weis, 2B	Buck Rodgers, C
Tommy John, P	Marcelino Lopez, P



CLUB HISTORY

ATTENDANCE



The 2020 season was played without fans in attendance due to health and safety protocols related to the COVID-19 pandemic. The Angels maintain an active streak of 17 consecutive full seasons (2003-19) drawing over three million fans to Angel Stadium.

On May 19, 2016 a record-setting 45,007 fans came through the gates to watch the club square off against the Dodgers, setting the mark for the largest crowd at Angel Stadium of Anaheim during a regular season game.

The Angels established their single-game home attendance figure when 64,406 witnessed Game 1 of the 1982 ALCS against Milwaukee, Oct. 5 at Anaheim Stadium. During the ensuing 1983 campaign, the top two regular season crowds in club history were set when 63,132 watched the Angels host Kansas City, July 4, and 63,073 viewed the Apr. 23 game against Baltimore.

YEAR	HOME	AWAY	TOTAL	YEAR	HOME	AWAY	TOTAL
(Wrigley Field; 1961)							
1961	603,510	712,510	1,316,020	1992	2,065,444	2,117,538	4,182,982
(Chavez Ravine; 1962-65)							
1962	1,144,063	861,699	2,005,762	1993	2,057,460	2,286,553	4,344,013
1963	821,015	657,245	1,478,260	1994	1,512,622	1,577,606	3,090,228
1964	760,439	719,631	1,480,070	1995	1,748,680	1,871,338	3,620,018
1965	566,727	756,000	1,322,727	1996	1,820,333	2,105,769	3,926,102
(Anaheim Stadium; 1966-97)							
1966	1,400,321	884,181	2,284,502	1997	1,767,324	1,820,521	3,587,845
1967	1,317,713	971,836	2,289,549	(Edison International Field; 1998-2003)			
1968	1,025,956	912,803	1,938,759	1998	1,998	2,519,063	2,234,389
1969	758,388	805,415	1,563,803	1999	2,000,917	2,499,385	4,500,304
1970	1,077,741	976,786	2,054,527	2000	2,305,557	2,143,937	4,449,494
1971	926,373	851,525	1,777,898	2001	3,061,094	2,177,087	5,238,181
1972	744,190	814,630	1,558,820	(Angel Stadium of Anaheim; 2004 - current)			
1973	1,058,206	964,831	2,023,037	2004	##3,375,677	2,391,458	5,767,135
1974	917,269	860,552	1,777,821	2005	3,404,686	2,462,630	5,867,078
1975	1,058,163	975,645	2,033,808	2006	3,406,790	2,242,532	5,649,322
1976	1,006,774	1,094,333	2,101,107	2007	3,365,632	2,527,958	5,893,590
1977	1,432,633	1,345,027	2,777,660	2008	3,336,747	2,399,332	5,736,079
1978	1,755,366	1,366,915	3,122,281	2009	3,240,374	2,124,179	5,364,553
1979	2,523,575	1,728,537	4,252,112	2010	3,250,814	2,450,870	5,701,684
1980	2,297,327	1,399,754	3,697,081	2011	3,166,321	2,116,193	5,282,514
1981	1,441,545	831,550	2,273,095	2012	3,061,770	2,497,339	5,559,109
1982	2,807,360	1,897,660	4,705,020	2013	3,019,505	2,234,632	5,254,137
1983	2,555,016	1,882,234	4,437,250	2014	3,095,935	2,253,991	5,349,926
1984	2,402,997	1,723,251	4,126,248	2015	3,012,765	2,345,619	5,358,384
1985	2,567,427	1,793,715	4,361,142	2016	3,016,142	2,322,769	5,338,911
1986	2,655,892	1,685,439	4,341,331	2017	3,019,585	2,240,721	5,260,306
1987	2,696,299	1,877,624	4,573,923	2018	3,020,216	2,270,826	5,291,042
1988	2,340,925	1,894,314	4,235,239	2019	3,019,012	2,174,808	5,193,820
1989	2,647,291	1,970,796	4,618,087	2020	—	—	—
1990	2,555,688	2,042,315	4,598,003	Bold - club season records			
1991	2,416,236	2,336,106	4,752,342	##Club record 45 home sellouts in 2004			

TOP 10 REGULAR SEASON SELLOUT CROWDS AT ANGEL STADIUM (SINCE RENOVATION)

DATE	ATTENDANCE	OPP. / SCORE	4/8/2018	44,742	A's/6-1 win
6/10/2019★	45,477	Dodgers/5-3 win	4/28/2018	44,649	Yankees/1-11 loss
6/11/2019	45,404	Dodgers/5-3 win	6/2/2018	44,603	Rangers/2-3 loss
5/19/2016	45,007	Dodgers/7-4 win	4/29/2018	44,593	Yankees/1-2 loss
4/17/2018	44,822	Red Sox/10-1 loss	8/7/2014	44,561	Dodgers/0-7 loss
6/29/2017	44,807	Dodgers/2-6 loss			

★ Largest crowd at Angel Stadium of Anaheim during regular season

ANGEL STADIUM GROUND RULES

DUGOUT AND PHOTOGRAPHERS' AREAS

- Ball striking any forward facing green padded dugout or photographer well railing and rebounding onto playing field: In Play.
- Ball striking or resting on padded flat area at the home plate end of the Angels' dugout is considered in the dugout: Out of Play. (Fielder is permitted to lean on or over this area in an attempt to field the ball.)

OUTFIELD AREA

- Ball hitting yellow square at top of outfield wall on right side of bullpen gate: In Play (However, ball hitting fence support above yellow square is considered to have gone over fence (i.e. home run, ground-rule double, etc.)).
- Ball striking right field wall above yellow line: Home Run.





CLUB HISTORY

ATTENDANCE

OPPONENT RECORDS, GAME AT ANGEL STADIUM

CLUB	ATTENDANCE	DATE	CLUB	ATTENDANCE	DATE
Arizona	42,483	June 16, 2012	Minnesota	44,064	Aug. 11, 2007
Atlanta	43,919	June 13, 2008	New York (A.L.)	44,649	April 28, 2018
Baltimore	44,027	Aug. 5, 2008	New York (N.L.)	43,721	June 15, 2003
Boston	44,822	April 17, 2018	Oakland	44,742	April 8, 2018
Chicago (A.L.)	44,135	Apr. 30, 2006	Philadelphia	38,802	Aug. 13, 2014
Chicago (N.L.)	44,020	Apr. 4, 2016	Pittsburgh	44,010	June 23, 2007
Cincinnati	37,260	June 25, 2019	San Diego	44,159	June 8, 2006
Cleveland	44,020	July 18, 2006	San Francisco	44,544	April 22, 2018
Colorado	43,781	June 26, 2006	Seattle	44,644	July 1, 2017
Detroit	44,311	May 12, 2017	St. Louis	42,707	July 4, 2013
Houston	44,264	July 21, 2018	Tampa Bay	44,125	July 15, 2016
Kansas City	44,489	Apr. 10, 2015	Texas	44,603	June 2, 2008
Los Angeles (N.L.)	45,477	June 10, 2019	Toronto	44,021	July 4, 2008
Miami	43,883	June 18, 2005	Washington	43,874	June 14, 2005
Milwaukee	41,423	Aug. 13, 2004			

ALL-TIME REGULAR SEASON ATTENDANCE RECORDS

Season:	Total	5,893,590 (2007)
	Anaheim Stadium	2,807,360 (1982)
	Angel Stadium	3,406,790 (2006)
	Road	2,527,958 (2007)
Single Game:	Wrigley Field	19,930 (Aug. 22, 1961, New York-N)
	Dodger Stadium	53,591 (July 13, 1962, New York-N)
	Anaheim Stadium	63,132 (July 4, 1983, Kansas City-D)
	Angel Stadium	45,477 (June 10, 2019, Los Angeles-N)
	Road	60,108 (June 3, 1973, New York-D)
Night Game:	Wrigley Field	19,930 (Aug. 22, 1961, New York)
	Dodger Stadium	53,591 (July 13, 1962, New York)
	Anaheim Stadium	63,073 (Apr. 23, 1983, Baltimore)
	Angel Stadium	45,477 (June 10, 2019, Los Angeles)
	Road	57,762 (Apr. 6, 1977, Seattle)
Day Game:	Wrigley Field	19,722 (May 7, 1961, New York)
	Dodger Stadium	44,912 (June 3, 1962, New York)
	Anaheim Stadium	63,132 (July 4, 1983, Kansas City)
	Angel Stadium	44,742 (April 8, 2018, Oakland)
	Road	60,108 (June 3, 1973, New York)
Doubleheader:	Wrigley Field	16,297 (Apr. 30, 1961, Kansas City)
	Dodger Stadium	18,902 (May 19, 1965, Minnesota)
	Anaheim Stadium	43,461 (Aug. 5, 1988, Chicago)
	Angel Stadium	43,044 (Sept. 6, 2003, Kansas City)
	Road	58,556 (June 9, 1968, New York)
Season Opener:	Wrigley Field	11,931 (Apr. 27, 1961, Minnesota-D)
	Dodger Stadium	21,864 (Apr. 9, 1963, Boston-N)
	Anaheim Stadium	51,145 (Apr. 26, 1995, Detroit-N)
	Angel Stadium	44,489 (Apr. 10, 2015, Kansas City)
	Road	57,762 (Apr. 6, 1977, Seattle-N)
Three-Game Series:	Wrigley Field	59,522 (Aug. 22-24, 1961, New York)
	Dodger Stadium	146,623 (June 1-3, 1962, New York)
	Anaheim Stadium	175,058 (Aug. 11-13, 1989, Oakland)
	Angel Stadium	133,035 (June 22-24, 2012, Los Angeles)
	Road	168,000 (June 15-17, 2007, Los Angeles)
Four-Game Series:	Wrigley Field	15,247 (Aug. 28-30, 1961, Baltimore)
	Dodger Stadium	36,792 (Aug. 30-Sept. 2, 1965, New York)
	Anaheim Stadium	173,347 (July 1-4, 1983, Kansas City)
	Angel Stadium	176,219 (July 21-24, 2005, New York-AL)
	Road	215,776 (July 31-Aug. 3, 2008, New York-AL)

POSTSEASON ATTENDANCE AT ANGEL STADIUM

2002 ALDS	45,072	(Oct. 19, 2002-N)	2005 ALCS	44,725	(Oct. 14, 2005-N)
	45,067	(Oct. 5, 2002-D)		44,857	(Oct. 15, 2005-N)
2002 ALCS	44,234	(Oct. 11, 2002-N)		44,712	(Oct. 16, 2005-N)
	44,830	(Oct. 12, 2002-N)	2007 ALDS	45,262	(Oct. 7, 2007-N)
	44,835	(Oct. 13, 2002-D)	2008 ALDS	44,997	(Oct. 1, 2008-N)
2002 World Series	44,603	(Oct. 19, 2002-N)		45,354	(Oct. 3, 2008-N)
	44,584	(Oct. 20, 2002-N)	2009 ALDS	45,070	(Oct. 8, 2009-N)
	44,506	(Oct. 26, 2002-N)		45,223	(Oct. 9, 2009-N)
	44,598	(Oct. 27, 2002-N)	2009 ALCS	44,911	(Oct. 19, 2009-D)
2004 ALDS	44,608	(Oct. 5, 2004-D)		45,160	(Oct. 20, 2009-N)
	45,118	(Oct. 6, 2004-N)		45,113	(Oct. 22, 2009-N)
2005 ALDS	45,142	(Oct. 4, 2005-N)	2014 ALDS	45,321	(Oct. 2, 2014-N)
	45,150	(Oct. 5, 2005-N)		45,361	(Oct. 3, 2014-N)
	45,133	(Oct. 10, 2005-N)			



CLUB HISTORY

ALL-STAR GAME



38TH ANNUAL ALL-STAR GAME

JULY 11, 1967 ★ ANAHEIM STADIUM

NATIONAL LEAGUE 2, AMERICAN LEAGUE 1 (15 INNINGS)



Major League Baseball's Midsummer Classic made its first appearance at what was then known as Anaheim Stadium on July 11, 1967, with 20 eventual Hall of Famers participating in a game for the ages.

Cincinnati's Tony Perez clubbed a solo home run in the top of the 15th inning to give the National League a 2-1 win, capping what remains one of the longest All-Star Games in history (the 2008 All-Star Game at Yankee Stadium also lasted 15 innings). Perez's home run earned him MVP honors in what was the 38th Annual All-Star Game.

Dean Chance of Minnesota and Juan Marichal of San Francisco started a contest that was dominated by pitching. National and American League hurlers combined to set an All-Star Game record for combined strikeouts (30) that would not be broken until 2008.

For the first time in All-Star Game history, the long ball accounted for all the scoring, with Philadelphia's Dick Allen giving the National League an early 1-0 by sending an offering from Chance over the left field boards in the second inning. The American League answered when Baltimore's Brooks Robinson took the Cubs' Ferguson Jenkins deep to even up the score at 1-1 in the bottom of the sixth inning.

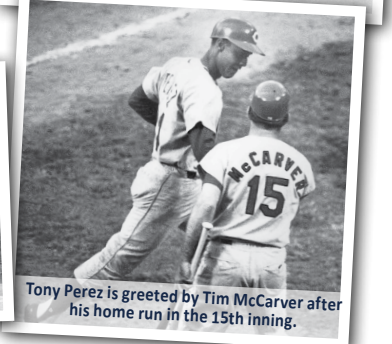
A crowd of 46,309 watched as all 12 pitchers that entered the game recorded at least one strikeout. The game remained deadlocked at 1-1 until the 15th inning, when Perez deposited a pitch from Oakland's Jim "Catfish" Hunter over the left field wall to give the N.L. a 2-1 lead. Rookie Tom Seaver of the Mets came in and closed the door on the American League in the bottom of the 15th inning. The Dodgers' Don Drysdale earned the win, while Hunter was saddled with the loss.

The Angels were represented by shortstop Jim Fregosi, who went 1-for-4, and first baseman Don Mincher, who was 1-for-1.

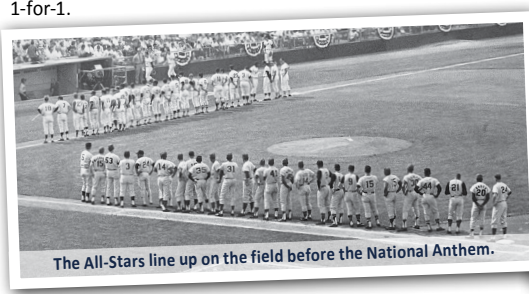
ALL-STAR ROSTERS	
NATIONAL LEAGUE	AMERICAN LEAGUE
Mike Cuellar	Dean Chance
Don Drysdale	Al Downing
Bob Gibson	Steve Hargan
Ferguson Jenkins	Joe Horlen
Denny Lemaster	Catfish Hunter
Juan Marichal	Jim Lonborg
Claude Osteen	Jim McGlothlin
Tom Seaver	Gary Peters
Chris Short	Paul Casanova
Tom Haller	Andy Etchebarrren
Tim McCarver	Bill Freehan
Joe Torre	Harmon Killebrew
Ernie Banks	Mickey Mantle
Orlando Cepeda	Don Mincher
Tommy Helms	Rod Carew
Bill Mazerowski	Max Alvis
Dick Allen	Brooks Robinson
Tony Pérez	Jim Fregosi
Gene Alley	Dick McAuliffe
Hank Aaron	Rico Petrocelli
Lou Brock	Tommie Agee
Roberto Clemente	Ken Berry
Willie Mays	Tony Conigliaro
Pete Rose	Al Kaline
Rusty Staub	Tony Oliva
Jimmy Wynn	Frank Robinson
	Carl Yastrzemski



The American League All-Stars pose for a pregame photo.



Tony Perez is greeted by Tim McCarver after his home run in the 15th inning.



The All-Stars line up on the field before the National Anthem.

CLUB HISTORY



CLUB HISTORY

ALL-STAR GAME

60TH ANNUAL ALL-STAR GAME
JULY 11, 1989 ★ ANAHEIM STADIUM

AMERICAN LEAGUE 5, NATIONAL LEAGUE 3



The Midsummer Classic returned to Anaheim Stadium on July 1, 1989, and Bo Jackson stole the show. The Royals outfielder led the American League to a 5-3 win and earned MVP honors in the game's 60th renewal.

A sellout crowd of 64,036 had barely settled into their seats when Jackson led off the bottom of the first inning with a tape measure home run off 40-year-old National League starter Rick Reuschel. When the ball finally came down, it landed on the batter's eye in centerfield, an estimated 448 feet from home plate. The next batter, Boston's Wade Boggs, stepped to the plate and promptly homered off Reuschel, giving the American League an early 2-0 lead.

42-year-old Nolan Ryan of Texas returned to Anaheim Stadium, where he spent eight years with the Angels, to start for the American League and went on to earn the win. Bobby Bonilla and Kevin Mitchell of the National League and the American League's Ruben Sierra all had two hits.

But the evening belonged to Jackson. He had two hits, stole a base, scored the winning run and made a running catch of Pedro Guerrero's bloop with two men in scoring position in the first inning to snuff out a National League threat. Jackson became the second man — following Willie Mays — to hit a home run and steal a base in the same game.

Chuck Finley represented the Angels in the contest but did not play. Current Angel manager Mike Scioscia appeared as a catcher for the National League, going hitless in one at-bat.

Legendary Angel coach Jimmie Reese threw out the ceremonial first pitch.

ALL-STAR ROSTERS

NATIONAL LEAGUE


Bobby Bonilla
 Tim Burke
 Will Clark
 Vince Coleman
 Eric Davis
 Glenn Davis
 Mark Davis
 Andre Dawson
 John Franco
 Pedro Guerrero
 Tony Gwynn
 Von Hayes
 Orel Hershiser
 Jay Howell
 Howard Johnson
 Barry Larkin
 Kevin Mitchell
 Tony Pena
 Willie Randolph
 Ryne Sandberg
 Benito Santiago
 Mike Schmidt
 Mike Scioscia
 Mike Scott
 Ozzie Smith
 John Smoltz
 Darryl Strawberry
 Rick Sutcliffe
 Tim Wallach
 Mitch Williams

AMERICAN LEAGUE

Harold Baines
 Wade Boggs
 Jose Canseco
 Tony Fernandez
 Chuck Finley
 Julio Franco
 Gary Gaetti
 Mike Greenwell
 Kelly Gruber
 Mark Gubicza
 Mike Henneman
 Bo Jackson
 Doug Jones
 Jeffrey Leonard
 Don Mattingly
 Mark McGwire
 Mike Moore
 Dan Plesac
 Kirby Puckett
 Cal Ripken
 Jeff Russell
 Nolan Ryan
 Steve Sax
 Ruben Sierra
 Terry Steinbach
 Dave Stewart
 Greg Swindell
 Mickey Tettleton
 Devon White



Bo Jackson accepts his MVP trophy at the 60th All-Star Game.



The A.L. All-Stars congratulate each other after a 5-3 triumph.



Hall of Famer Nolan Ryan delivers a pitch during the 2nd inning. Ryan worked two scoreless frames with three strikeouts.

CLUB HISTORY

CLUB HISTORY

ALL-STAR GAME



81ST ANNUAL ALL-STAR GAME

JULY 13, 2010 ★ ANGEL STADIUM

NATIONAL LEAGUE 3, AMERICAN LEAGUE 1



The Angels were hosts to the 81st edition of the Midsummer Classic on July 13, 2010. It marked the third time the All-Star Game was played at Angel Stadium and the 11th time the contest was featured in California.

The 2010 game featured the National League ending its 13-game winless streak with a 3-1 triumph in front of 45,408 fans. The N.L. won its first All-Star Game since 1996 at Philadelphia.

Atlanta catcher Brian McCann was selected as the Ted Williams All-Star Game MVP as his three-run double in the 7th inning propelled the N.L. to victory. McCann became the fifth catcher (sixth time) to win the award, joining Gary Carter (1981, 1984), Terry Steinbach (1988), Mike Piazza (1996) and Sandy Alomar, Jr. (1997).

There were a total of 58 players used in the contest, 30 by the A.L. and 28 by the N.L. There was a total of 33 first time All-Stars on the rosters. The Halos were represented by Mike Scioscia, Torii Hunter and Jered Weaver.

Boston's David Ortiz outlasted Florida's Hanley Ramirez to win the State Farm Home Run Derby while Angel prospect Hank Conger took home MVP honors in the XM Futures Game.



The All-Stars lineup during the National Anthem and fly-over for the 81st Mid Summer Classic.



Angel All-Stars Torii Hunter and Jered Weaver pose during the State Farm Home Run Derby.



Braves' catcher Brian McCann shows off his Ted Williams All-Star Game MVP Award.

ALL-STAR ROSTERS

NATIONAL LEAGUE

Heath Bell
 Michael Bourn
 Ryan Braun
 Jonathan Broxton
 Marlon Byrd
 Matt Capps
 Chris Carpenter
 Andre Ethier
 Rafael Furcal
 Yovani Gallardo
 Adrian Gonzalez
 Roy Halladay
 Corey Hart
 Jason Heyward
 Matt Holliday
 Ryan Howard
 Tim Hudson
 Omar Infante
 Ubaldo Jimenez
 Josh Johnson
 Hong-Chih Kuo
 Tim Lincecum
 Brian McCann
 Evan Meek
 Yadier Molina
 Brandon Phillips
 Martin Prado
 Albert Pujols
 Hanley Ramirez
 Jose Reyes
 Arthur Rhodes
 Scott Rolen
 Troy Tulowitzki
 Chase Utley
 Joey Votto
 Billy Wagner
 Adam Wainwright
 Brian Wilson
 David Wright
 Chris Young

AMERICAN LEAGUE

Elvis Andrus
 Andrew Bailey
 Jose Bautista
 Adrian Beltré
 Clay Buchholz
 John Buck
 Miguel Cabrera
 Trevor Cahill
 Robinson Cano
 Fausto Carmona
 Carl Crawford
 Neftali Feliz
 Vladimir Guerrero
 Josh Hamilton
 Phil Hughes
 Torii Hunter
 Derek Jeter
 Ian Kinsler
 Paul Konerko
 Cliff Lee
 Jon Lester
 Evan Longoria
 Victor Martinez
 Joe Mauer
 Justin Morneau
 David Ortiz
 Dustin Pedroia
 Andy Pettitte
 David Price
 Mariano Rivera
 Alex Rodriguez
 CC Sabathia
 Joakim Soria
 Rafael Soriano
 Ichiro Suzuki
 Nick Swisher
 Matt Thornton
 Jose Valverde
 Justin Verlander
 Jered Weaver
 David Wells
 Ty Wigginton

ANGELS HALL OF FAME



ANGELS





CLUB HISTORY

ANGELS HALL OF FAME

Gene Autry, Bobby Grich, Jim Fregosi, Don Baylor, Rod Carew, Nolan Ryan, Jimmie Reese, Brian Downing, Chuck Finley, Bobby Knoop, Dean Chance, Mike Witt, Tim Salmon, Garret Anderson, Vladimir Guerrero and the 2002 World Champions are the 16 members in the Angels Hall of Fame.

Gene Autry, the man responsible for bringing an expansion franchise to the American League and Southern California region in December 1960, was inducted into the Angels Hall of Fame on July 19, 2011. His wife Jackie accepted the honor on his behalf, accompanied by Angels Owner Arte Moreno, and Angels Hall of Fame members Rod Carew, Chuck Finley, Bobby Grich and Brian Downing during pregame ceremonies.

The "Singing Cowboy," who passed away Oct. 2, 1998 at the age of 91, was one of the most popular owners in Major League history. His love for baseball and the respect and admiration he had for those who played, coached and managed the game has been well documented.

The native of Tioga, TX was raised in Texas and Oklahoma. Originally discovered by Will Rogers in 1929, Autry gained popularity following a recording contract with Columbia records that same year. He first appeared on screen in 1934 and eventually starred in 93 films throughout his career. In 1940, theater exhibitors of America voted him the fourth biggest box office attraction, behind Mickey Rooney, Clark Gable and Spencer Tracy.

During his music career, Autry totaled 640 recordings, including more than 300 songs written or co-written by him. His records sold more than 100 million copies and he received more than a dozen gold and platinum records, including the first record ever certified gold. His Christmas and children's records "Here Comes Santa Claus (Right Down Santa Claus Lane)" and "Peter Cottontail" are among his platinum recordings. "Rudolph the Red-Nosed Reindeer," the second all-time best selling Christmas single, boasts in excess of 30 million in sales.

From 1940 to 1956 the public listened to him on *Gene Autry's Melody Ranch* radio show that was heard weekly over the CBS Radio Network. In addition, Autry's popularity was apparent during his personal appearance tours. The first performer to sell out Madison Square Garden, his concert and rodeo appearances throughout the United States and Europe are legendary and served as a model for other performers. Autry did two shows a day, seven days a week, for 65 to 85 days at a stretch.


Entertainer Gene Autry joined the Army Air Corps in 1942 and became Sgt. Gene Autry. During the war, he ferried fuel, ammunition and arms in the China-India-Burma theater of war and flew over the Himalayas, the hazardous air route known as "The Hump." When the war ended Autry was reassigned to Special Services, where he toured with a USO troupe in the South Pacific before resuming his movie career in 1946.

Autry's long-cherished dream came true with the opening of the Gene Autry Western Heritage Museum in November 1988, since acclaimed as one of the finest museums in the West. In January 2004 the museum merged with the Southwest Museum and the Autry National Center was created, consisting of three entities: the Southwest Museum of the American Indian, the Museum of the American West, and the Institute for the Study of the American West. Today thousands of visitors, children and adults alike, learn the fascinating history of America's West through world-class collections of art and artifacts.

Autry is the only entertainer to have all five stars on the Hollywood Walk of Fame, one each for Radio, Recording, Motion Pictures, Television, and Live Theatre/performance. He was a 33rd Degree Mason and Honorary Inspector General and was given the prestigious award of the Grand Cross of the Court of Honor. Among the many hundreds of honors and awards Autry received were induction into the Country Music Hall of Fame; the American Academy of Achievement Award; the Los Angeles Area Governor's Emmy from The Academy of Television Arts & Sciences; and the Board of Directors Lifetime Achievement Award from the International Achievement in Arts Foundation. Gene Autry was also inducted into the Nashville Songwriters Hall of Fame, The National Cowboy Hall of Fame, the National Association of Broadcasters Hall of Fame, and he received The Songwriters Guild Life Achievement Award. He was also honored by his songwriting peers with a lifetime achievement award from ASCAP.

Perhaps his greatest honor was the retirement of uniform No. 26, symbolic of the 26th player on the Angels roster, a gesture initiated by members of the 1982 team.

Bobby Grich, who retired following the American League Championship Series against Boston in 1986, was inducted Feb. 3, 1988. He is one of only two Angels



CLUB HISTORY

ANGELS HALL OF FAME



(Brian Downing) to participate in each of the Club's first three Western Division titles.


Grich officially became an Angel Nov. 24, 1976. The native of Muskegon, MI concluded his Angels career with a .269 average in 1,222 games including 154 home runs and 557 RBI. During his career, Grich compiled the following overall numbers: .266 average, 2,008 games, 6,890 at-bats, 1,033 runs, 1,833 hits, 224 home runs and 864 RBI.

One of California's most popular players, Grich became only the second player in Club history to play 1,000 games-or-more (1,098) at one position, joining Fregosi who totaled 1,367 appearances at shortstop. Grich's .997 fielding percentage in 1985 established a Major League record for second basemen.

On the date of his induction, Grich ranked among the top three on several Angels all-time lists, including games (3rd), at-bats (3rd, 4,100), runs (3rd, 601), home runs (2nd), runs batted in (2nd), extra-base hits (3rd, 357), hits (3rd, 1,103), doubles (3rd, 183) and total bases (3rd, 1,788).

In 1981, Grich recorded a career-high .304 average and tied Dwight Evans, Tony Armas and Eddie Murray in the A.L. home run race (22 each). He became the first second baseman to lead the league in home runs since Nap Lajoie of Philadelphia totaled 14 in 1901. He also became the first A.L. second baseman to lead in slugging since George Stirnweis with the Yankees in 1945 (.476).

In 1980, Grich was co-winner of the Owner's Trophy, symbolic of the club's Most Valuable Player as selected by the players.



Jim Fregosi, a six-time Angels All-Star, was inducted May 17, 1989. He appeared with the Halos from 1961-71 as a player and then managed the Club from June 1, 1978 through May 28, 1981. Fregosi guided the Angels to an 87-75 finish in 1978 and a second place tie prior to the memorable 1979 season when the Club captured their first-ever Western Division title. For his efforts, Fregosi was runner-up in balloting by the Associated Press for A.L. Manager of the Year. He finished with a 237-248 record managing the Angels.

As a player, Fregosi's career spanned 18 seasons during which he registered a .265 lifetime average. He was originally acquired by the Angels Dec. 14, 1960 in the expansion draft from the Boston Red Sox.

Fregosi was voted the winner of the Angels Owner's Trophy three times and was a Gold Glove® recipient in 1967.


At the time of his induction, Fregosi led on the Angels all-time lists in the following categories: games (1,429), at-bats (5,244), hits (1,408) and triples (70). In addition, he ranked second in runs (691), doubles (219), extra-base hits (404) and total bases (2,112).

Don Baylor, the first Angel to win the American League Most Valuable Player Award in 1979, was inducted on May 26, 1990. He appeared with the Angels from 1977-82. He was a member of the Angels first two Western Division Championships in 1979 and 1982. During his MVP season, Baylor compiled a .296 average with 36 home runs and a league-leading 139 RBI. He also led the league in games played (162) and runs scored (120). His marks in games played, runs scored, RBI and total bases set Club single-season records. In the 1982 American League Championship Series, he hit .294 with a grand slam and series-high 10 RBI.

Baylor's career spanned 19 Major League seasons during which he registered a .260 average and 338 home runs. He was originally acquired by the Angels Nov. 16, 1976 as a free agent. With the Halos, he averaged 23 home runs and 87 RBI, while batting .262 in six seasons.

Baylor was voted the winner of the Owner's Trophy twice (1978 & 1979) and earned All-Star recognition as an outfielder in 1979.


Upon his induction, Baylor ranked on Angels all-time list in the following categories: third in home runs (141), fourth in at-bats (3,105), runs (481), RBI (523) and total bases (1,390). In addition, he also ranked fifth in extra base hits (288), hits (813), doubles (140, tied with Carew) and stolen bases (89).





CLUB HISTORY


ANGELS HALL OF FAME



baseball's all-time lists in average (.328), tied for 35th in games (2,469), 31st in at-bats (9,315), 13th in hits (3,053) and sixth in singles (2,404) at the time of his induction. On the Angels' All-Time lists, he still ranks second in career average (.314).

Nolan Ryan, who became the 20th pitcher in Major League history to win 300 games (July 31, 1990 at Milwaukee) and owns a Major League record seven no-hitters and 5,714 strikeouts, was inducted and had his uniform No. 30 retired, June 16, 1992.

Ryan appeared with the Angels from 1972-79, compiling a 138-121 record and 3.06 ERA in 291 games. Ryan tossed four of his no-hitters with the Halos and holds or shares several Club records, including complete games (156), shutouts (40) and strikeouts (2,416). In 1977, he was selected "A.L. Pitcher of the Year" by *The Sporting News* and named to its All-Star team. In 1973, Ryan established a Major League record for strikeouts in a single season with 383. He was originally acquired by the Angels from the



New York Mets, Dec. 10, 1971, along with pitcher Don Rose, outfielder Leroy Stanton and catcher Francisco Estrada in exchange for Jim Fregosi.

Ryan's career spanned 27 seasons, the most in Major League history. He began his career with the New York Mets, posting a 29-38 record and 3.58 ERA in 105 games (74 starts) from 1966-71. Following eight seasons with the Halos, he appeared with the Houston Astros from 1980-88, compiling a 106-94 mark and 3.13 ERA in 282 starts. He joined the Texas Rangers in 1989 and finished 51-39 with a 3.43 ERA in five seasons.

Ryan was named to eight All-Star teams (five with Angels) and appeared in five games, including as starting pitcher for the American League in 1979 in Seattle. He pitched two scoreless relief innings to win the 1989 game in Anaheim, becoming the oldest pitcher to win an All-Star Game. Ryan was inducted into the Baseball Hall of Fame, July 25, 1999.

Jimmie Reese, whose 23 years in an Angels uniform is second longest in Club history (Bobby Knoop - 24), was inducted on Aug. 2, 1995.

A former roommate of Babe Ruth, Reese began his career as a batboy for the Los Angeles Angels of the Pacific Coast League in 1917. He broke into baseball seven years later as a second baseman for the minor league Oakland Oaks.


Rod Carew was the 16th player in Major League history to collect 3,000 hits (Aug. 4, 1985 vs. Minnesota). He was inducted into the Angels Hall of Fame, Aug. 6, 1991 and the Baseball Hall of Fame in Cooperstown, NY, July 21, 1991.

Carew appeared with the Angels from 1979-85 and was a key member of the Club's first two Western Division titles in 1979 and 1982. His finest came in 1983, when he established a then club record for batting average at .339.

Carew's career spanned 19 Major League seasons, the first 12 with Minnesota. He won seven batting titles (1969, 1972-75, 1977-78) and the American League Most Valuable Player Award in 1977 when he hit .388 with 239 hits and 128 runs scored.

Carew was named "Rookie of the Year" by the BBWAA in 1967 and selected to the A.L. All-Star team 18 times (1967-84). He became the first Angel to start in five Midsummer Classics.

Originally acquired by the Angels from Minnesota, Feb. 3, 1979, Carew ranked 38th on



Did You Know? Nolan Ryan appeared in 291 career games with the Angels. Of those 291 games, 156 (54%) were complete game efforts.

CLUB HISTORY

ANGELS HALL OF FAME



Reese played one more year in the majors (1932 with St. Louis) before returning to the Pacific Coast League in 1933. In three Major League seasons, he hit .278, including a .345 mark in a reserve role for the Yankees in 1930.

Reese played 12 seasons in the PCL (Oakland, 1924-29; Los Angeles, 1933-36 and San Diego, 1937-38) and was honored as all-time second baseman of the league. He set a career fielding record for total chances with 9,890 and led the PCL in fielding three times (1927, 1929 & 1934).

On Mar. 30, 1972, Reese joined the Angels coaching staff. During his 23 years, he built a reputation for being the most prolific fungo hitter in baseball. In 1989, Reese was selected by the late Commissioner Bart Giamatti to throw out the ceremonial first pitch for the 60th All-Star Game at Anaheim Stadium. In 1992, he was named honorary captain of the American League All-Stars at the contest in San Diego. Jimmie Reese passed away on July 13, 1994 at the age of 92.


Brian Downing, who served 13 years in an Angel uniform, left the club as the all-time leader in almost every major offensive category. He is one of only two Angels (Bobby Grich being the other) to participate in each of the club's first three Western Division titles. He was inducted into the Angels Hall of Fame on Aug. 27, 2009.

Downing was originally acquired by California, Dec. 5, 1977, along with Dave Frost and Chris Knapp from the White Sox in exchange for Bobby Bonds, Thad Bosley and Richard Dotson. The Anaheim, CA native helped lead the Angels to their first Western Division title in 1979 batting a career-high .326 with 12 home runs and 75 RBI. His stellar performance earned him an All-Star selection.

During his 20-year career, Downing registered a .267 average in 2,344 games with 2,099 hits, 1,188 runs, 275 home runs and 1,073 RBI.

After 13 seasons, Downing topped many Angels' all-time lists with 1,661 games, 5,854 at-bats, 889 runs, 1,588 hits, 2,580 total bases, 282 doubles, 222 home runs, 846 runs batted in and 866 walks.

In 1984, Downing was co-winner of the Owner's Trophy, symbolic of the Club's Most Valuable Player as voted by the players.



Chuck Finley, the Angels' all-time leader in wins with 165, was inducted into the Club's Hall of Fame on Aug. 27, 2009.

The four-time All-Star was originally drafted by the Halos in the first round (fourth overall pick) in the 1985 draft. He saw his first big league action the following season, joining the club for their memorable 1986 Western Division title run.

The West Monroe, LA native's career spanned 17 seasons in which he compiled a 200-173 record and a 3.85 ERA in 524 games.

On the date of his induction, he topped the Angels all-time list with 165 wins, 379 starts and 2,675 innings pitched while finishing second behind Nolan Ryan with 2,151 strikeouts and fourth with 57 complete games.

In a dominating three-year period from 1989-91, Finley posted a 52-27 record with a 2.93 ERA in 95 starts. In 1990, he enjoyed a career-year in which he took home the Owner's Trophy, going 18-9 with a 2.40 ERA, the third-lowest single season ERA in club history.

When he retired in 2002, Finley was one of only 25 pitchers in Major League history to record over 2,500 strikeouts.




Bobby Knoop, one of the original Angel stars during the team's first decade of existence, was inducted on Sept. 5, 2013. The infielder was a four-time recipient of the Owner's Trophy (1964-66 & 1968), presented annually to the Club's MVP. He is one of just three Halos to win the award at least four times (Garret Anderson & Mike Trout).

The second baseman played six seasons with the Halos (1964-69) and combined with Jim Fregosi to form one of the most formidable double-play tandems in all of MLB. The duo claimed Rawlings Gold Gloves® in 1967, the second of three such honors for Knoop.

Knoop's best offensive season came in 1966 when he posted career-highs in home runs (17), RBI (72) runs (54) and triples (11). His 11 triples led the A.L. and he was named as an All-Star Game starter that season.

Originally signed by the Milwaukee Braves as an amateur free agent before the 1956 season, he was a Rule 5 Draft pick by the Angels from the Braves on Dec. 2, 1963. In his first season with the Angels in 1964, he played in all 162 games.





CLUB HISTORY

ANGELS HALL OF FAME



Dean Chance, one of the initial aces in team history, was inducted into the Angels Hall of Fame in 2015. Sadly, Chance passed away on Oct. 11, 2015 - just a few months after his induction.

In 1964, he became the Halos' first 20-game winner and Cy Young Award® recipient. At the time, he was the youngest recipient of the hardware.

During the 1964 campaign, Chance led the A.L. in wins (20), ERA (1.65) & innings pitched (278.1) while tossing 11 shutouts, including six by a 1-0 score. He also notched 207 punchouts, and allowed just a 1.01 WHIP. His 1.65 ERA stands as the Halos' single-season record by a starting pitcher.

Additionally in 1964, Chance threw four complete games (3 SHO) against the New York Yankees. Not only did Chance post a 4-0 mark vs. Yankees, he allowed just one run in 50 IP (0.18 ERA), a home run to Mickey Mantle. The feat easily ranks among the top dominant season pitching performances over one team in baseball history.

Over the course of six years with the Club, Chance posted a 74-66 record, 2.86 ERA (1131 IP – 360 ER) and 857 strikeouts. His career ERA remains the best all-time in Club history.



Mike Witt, a decade-long (1981-90) Angels mainstay and local product (Servite HS) stands tall as one of the most dominant pitchers in Club history.

At time of his Angels Hall of Fame induction (2015), the two-time All-Star ranked fourth on the Club's all-time list in wins (109), starts (272) & strikeouts (1,283) and third in complete games (70) & innings pitched (1,965.1).

During his tenure, Witt was a member of two Western Division Champion teams (1982 & 1986). In 1986, he shouldered the Angels to the American League Championship Series with the best season of his career, posting a record of 18-10 with a 2.84 ERA.

Witt's most impressive accomplishment came on the last game of the 1984 season (Sept. 30 at Texas) when he became one of only 13 pitchers in history to throw a perfect game, striking out 10 en route to a 1-0 victory.

Tim Salmon, affectionately tabbed as "Mr. Angel" and "The Kingfish," spent his entire 15-year career in a Halo uniform. In 2002, he helped guide the Angels to their first World Championship. Salmon finished with a .282 career average and was inducted into

the Club's Hall of Fame in 2015 as the career leader in home runs (299) & walks (970). He ranked second in team history in games (1,672), at-bats (5,934), runs (986), hits (1,674), extra base hits (662) and RBI (1,016).

Salmon, originally selected in the third round of the 1989 MLB draft, made his Major League debut in 1992. That season, he was named by *Baseball America* as the Minor League Player of the Year. The following campaign, the slugger earned the nod as the A.L. Rookie of the Year batting .283 with an Angels' rookie-record 31 home runs and 95 RBI. Salmon's best season came in 1995 when he posted a slash line of .330/.429/.524 and captured a Silver Slugger Award®. From 1993 to 2000, he had just two OPS lines below .900 and never finished under .860 in that span.

The Kingfish was an integral part of the Halos' World Series crown in 2002, guiding the Club to the playoffs for the first time since 1986. Salmon hit two key home runs in Game 2 of the Fall Classic against San Francisco and batted .346 with a 1.067 OPS in the Series overall. That season, he was also tabbed as *The Sporting News* Comeback Player of the Year as he posted a .286 clip with 48 extra-base hits and 88 RBI.

Salmon played his final game on Oct. 1, 2006, against the Oakland Athletics and exited to a standing ovation from the Halo faithful.



CLUB HISTORY



CLUB HISTORY

ANGELS HALL OF FAME



The 2002 World Champion Angels were inducted into the Angels Hall of Fame on Aug. 18, 2012.

En route to capturing the franchise's first World Series title, the 2002 Angels finished with a 99-63 record during the regular season to claim the American League Wild Card and advance to the postseason for the first time since 1986. The Angels sat at 6-14 after 20 games (worst start in club history) but finished the season going 93-49 (.650) over their last 142 games. 43 of the 99 wins came in comeback fashion. The Club finished first in the A.L. with a franchise record .282 average and second with a 3.69 ERA. The Halos also ranked first in the junior circuit with a 2.98 relief ERA.

The offense was paced by team MVP Garret Anderson (.306, 56 2B, 29 HR, 123 RBI), A.L. Comeback Player of the Year Tim Salmon (.286, 22 HR, 88 RBI), Troy Glaus (30 HR, 111 RBI), Darin Erstad (.283, 99 runs, 23 SB) and leadoff man David Eckstein (.293, 107 runs, 21 SB).



On the mound, the starting staff featured Jarrod Washburn (18 wins), Kevin Appier (14 wins), Ramon Ortiz (15 wins) and rookie John Lackey (9 wins). The bullpen was guided by the likes of Troy Percival (40 saves), Brendan Donnelly (2.17 ERA), Ben Weber (2.54 ERA) and late season call-up Francisco Rodriguez. The pitching staff was guided by Gold Glove® catcher Bengie Molina.

In their first post season appearance in 16 years, the Angels defeated the New York Yankees in the Division Series (three games to one) to claim the first playoff series victory in club history. In the League Championship Series, the Halos defeated the Minnesota Twins (four games to one) to claim their first ever A.L. Pennant and earn a spot in the Fall Classic. Second baseman Adam Kennedy was named Most Valuable Player of the series, the second Angel to be named ALCS MVP (also Fred Lynn in 1982 ALCS). Kennedy became the third player in MLB history to hit three home runs in an LCS contest in Game 5.

The All-California World Series matched the Angels with the San Francisco Giants in the 99th edition of the Fall Classic. After the Giants took a 3-2 series lead, the stage was set for one of the more remarkable comebacks in playoff history. In Game 6, the Halos trailed 5-0 with seven outs left in their season until Spiezio's three-run home run brought the Club back into the game. An inning later, the Halos rallied for three more runs, keyed by Glaus' two-run double. The Angels' 6-5 comeback win was the biggest ever by a team facing series elimination.

42 years of waiting for a World Series crown came to a climactic close for Angels' fans on Sunday, Oct. 27, 2002. The Game 7 win was highlighted by Anderson's clutch bases clearing, three-run double in the third inning. Lackey received the win, becoming just the second rookie pitcher to win Game 7 of the World Series. Glaus was named MVP of the 2002 Fall Classic after hitting .385 (10/26) with seven runs, three doubles, three home runs and eight RBI.

The 2002 Angels' season was not ultimately defined by specific numbers or stats, but rather a group of individuals that comprised the true definition of a team.



CLUB HISTORY



2002 ANGELS ROSTER

Anderson, Garret (of)	Fasano, Sal (c)	Molina, Jose (c)	Schoeneweis, Scott (lhp)	Manager - Mike Scioscia
Appier, Kevin (rhp)	Figgins, Chone (inf)	Nieves, Jose (inf)	Sele, Aaron (rhp)	Coaches - Joe Maddon
Bellinger, Clay (inf)	Fullmer, Brad (inf)	Ochoa, Alex (of)	Shields, Scot (rhp)	(Bench), Bud Black
Callaway, Mickey (rhp)	Gil, Benji (inf)	Ortiz, Ramon (rhp)	Spiezio, Scott (inf)	(Pitching), Mickey
Cook, Dennis (lhp)	Glaus, Troy (inf)	Palmeiro, Orlando (of)	Wall, Donne (rhp)	Hatcher (Hitting), Ron
DaVanon, Jeff (of)	Kennedy, Adam (inf)	Percival, Troy (rhp)	Washburn, Jarrod (lhp)	Roenicke (Third Base),
Donnelly, Brendan (rhp)	Lackey, John (rhp)	Pote, Lou (rhp)	Weber, Ben (rhp)	Alfredo Griffin (First
Eckstein, David (inf)	Levine, Al (rhp)	Ramirez, Julio (of)	Wise, Matt (rhp)	Base), Bobby Ramos
Erstad, Darin (of)	Lukasiewicz, Mark (rhp)	Rodriguez, Francisco (rhp)	Wooten, Shawn (inf)	(Bullpen) and Orlando
Fabregas, Jorge (c)	Molina, Bengie (c)	Salmon, Tim (of)		Mercado (Bullpen)

* Players that appeared in at least one game with the club



CLUB HISTORY

ANGELS HALL OF FAME

Garret Anderson, one of the most productive offensive players in franchise history, spent 15 of his 17 professional seasons playing for the Angels. He was inducted into the Club's Hall of Fame on Aug. 20, 2016.

A two-time Silver Slugger recipient, three-time All-Star and four-time Angels Team MVP, Anderson remains atop the franchise all-time list in several key offensive categories including games (2,013), at-bats (7,989), runs (1,024), hits (2,368), total bases (3,743), extra-base hits (796), doubles (489) and RBI (1,292). He also ranks second in home runs with 272, trailing only fellow Angels Hall of Famer, Tim Salmon (299).

Following his selection in the fourth round of the 1990 June draft out of Kennedy High School in Granada Hills, CA, Anderson made his Major League debut July 27, 1994 vs. Oakland at the age of 22. He would go on to hit .321 with 19 doubles, 16 home runs and 69 RBI that season and finish second in the American League Rookie of the Year voting.

A key piece in the Club's 2002 title run, Angels' fans will long remember his bases-clearing, three-run double in Game Seven of the 2002 World Series. Anderson completed the 2002 postseason batting a combined .300 with four doubles, two home runs and 13 RBI.

After finishing fourth in A.L. MVP voting in 2002, he returned a year later with another solid All-Star season. During the All-Star game in Chicago, he became the first player since Cal Ripken, Jr. in 1991 to become both the Home Run Derby Champion and MVP of the All-Star Game.



Vladimir Guerrero became the 15th individual inducted into the Angels Hall of Fame on Aug. 26, 2017. No player in Club history had more of an immediate impact than 'Vladdy' in his initial campaign with the Angels in 2004. In that season, Guerrero captured American League MVP honors as he lifted the Halos to their first A.L. West crown since 1986. Vlad became just the second player in Angels' history to garner MVP honors, joining Don Baylor in 1979.

During the 2014 season, Guerrero tied a Club record and led the A.L. with 366 total bases while also pacing the junior circuit with 124 runs. His .337 average remains the highest single-season mark by a right-hander in team annals.

Most impressive during the 2014 campaign were Guerrero's numbers down the stretch. He was named A.L. Player of the Month for September batting .371 with 24 runs, 17 extra-base hits (10 HR) and 23 RBI.

Guerrero remains among the Angels' all-time leaders in several key offensive categories including average (1st, .319), runs (10th, 544), hits (10th, 1,034), total bases (7th, 1,767), extra-base hits (7th, 377), doubles (8th, 194), home runs (6th, 173), RBI (6th, 616), on-base percentage (4th, .381) and slugging percentage (2nd, .526). Guerrero was inducted into the Baseball Hall of Fame, July 29, 2018.

MAJOR LEAGUE BASEBALL





NATIONAL BASEBALL HALL OF FAME AND MUSEUM

25 Main Street, Cooperstown, New York 13326

Phone: (607) 547-7200

Public Relations: (607) 547-0215

E-mail address: info@baseballhall.org

Website: baseballhall.org

Summer Hours: Memorial Day Weekend - Labor Day Weekend: 9 a.m. to 9 p.m.

Regular Hours: 9 a.m. to 5 p.m.

Holiday Closings: Thanksgiving Day, Christmas Day, and New Year's Day.

DIRECTORY: Jane Forbes Clark (Chairman), Tim Mead (President), Jeff Jones (Senior Vice President of Finance and Administration), Sean Gahagan (Vice President, Retail Merchandising & Licensing), Erik Strohl (Vice President, Exhibitions and Collections), Ken Meifert (Vice President, Sponsorship & Development)

PR CONTACTS: Jon Shestakofsky (Vice President, Communications & Education) and Craig Muder (Comm. Director)

HALL OF FAME INDUCTION 2021: Sunday, July 25

Class of 2020: Derek Jeter, Marvin Miller, Ted Simmons and Larry Walker

ANGELS IN THE HALL OF FAME

Fourteen members of the National Baseball Hall of Fame have worn an Angels uniform, including 2019 electee Lee Smith. The other 13 are Bert Blyleven, Rod Carew, Vladimir Guerrero, Rickey Henderson, Whitey Herzog, Reggie Jackson, Eddie Murray, Frank Robinson, Nolan Ryan, Don Sutton, Hoyt Wilhelm, Dick Williams and Dave Winfield. For more information on Los Angeles/California/Anaheim/Los Angeles Angels of Anaheim in the Hall of Fame, visit the "Hall of Famers" team pages at www.baseballhall.org.

NOTABLE ANGELS ARTIFACTS IN COOPERSTOWN

- The caps worn by Taylor Cole and Felix Peña during their combined no-hitter on July 12, 2019.
- Cap worn by 2018 American League Rookie of the Year Shohei Ohtani in his big league pitching debut on April 1, 2018.
- Jersey worn by Albert Pujols on June 3, 2017, when he hit his 600th home run.
- Bat used by Mike Trout in the 2015 All-Star Game, in which he hit a HR and became the first player in history to win the game's MVP Award in back-to-back years.
- Bat used by Carlos Perez on May 5, 2015 when he became just the fourth player to hit a walk-off home run in his first major league game.
- Cap worn by Mike Trout when he won the 2014 All-Star Game MVP Award.
- Spikes worn by Albert Pujols when he hit his 500th home run on April 22, 2014.
- Spikes worn by Mike Trout when he became the youngest AL player to hit for the cycle on May 21, 2013.
- Cap and spikes worn by Mike Trout during his 2012 American League Rookie of the Year season.
- Jersey worn by Ervin Santana during his no-hitter on July 27, 2011 ball from the game and jersey worn by his catcher that day, Bobby Wilson.
- Balls from Francisco Rodriguez's 50th, 57th and record 58th save along with a jersey which set the new single season saves mark, on Sept. 13, 2008.
- Batting helmet worn by 2003 All-Star Game MVP Garret Anderson.
- Cap worn by John Lackey to win Game 7 of the 2002 Series.
- Bat used by Adam Kennedy to hit three home runs in the clinching Game 5 of the 2002 ALCS.
- Entire uniform worn by Rod Carew on Aug. 4, 1985, when he achieved his 3,000th career hit.



Cap worn by 2018 Rookie of the Year Shohei Ohtani on April 1, 2018.

A LOOK AHEAD TO 2022

Ballots for the 2022 Hall of Fame/BBWAA election will be distributed following the 2021 season with results from the voting scheduled to be announced in January 2022. A partial list of first-year candidates for election includes Prince Fielder, David Ortiz, Álex Rodríguez and Mark Teixeira. Historical information on past BBWAA elections and the election process can be accessed at www.baseballhall.org or by contacting the Hall of Fame Communications department.

CONNECT TO COOPERSTOWN

- For up-to-the-minute news from Cooperstown, visit at www.baseballhall.org. Stay up-to-date on all the activity at the Hall of Fame's official site, on Twitter @baseballhall and through social networking on Facebook, Instagram and YouTube.
- If you would like to receive interesting stories and timely news items direct from the Hall of Fame and get the inside track on the latest happenings in Cooperstown, sign up for **Inside Pitch**. There's no cost to receive our weekly electronic newsletter in your e-mail box at home or work and it's easy to enroll: Just log on to www.baseballhall.org/media/museum-facts.
- If you have an interest in receiving **Around The Horn**, the Hall's monthly media newsletter, please send an e-mail to info@baseballhall.org. Be sure to include your name, name of organization and e-mail address. Or visit www.baseballhall.org/media-info.

RESEARCH ASSISTANCE

The Hall of Fame is pleased to provide assistance in baseball research and members of the media are encouraged to utilize this valuable baseball resource whenever necessary by calling the Public Relations department at (607) 547-0215, or the Library Reference desk at (607) 547-0330.



BALTIMORE ORIOLES
 Oriole Park at Camden Yards
 333 West Camden Street
 Baltimore, MD 21201
 (410) 685-9800
 Seating Capacity: 45,474
 2020 Record:
 25-35 - 4th in A.L. East

Field Manager Brandon Hyde
 Named: . . . Dec. 14, 2018 replacing Buck Showalter
 Home Clubhouse Manager Chris Guth
 Visiting Clubhouse Manager Fred Tyler



CLUB DIRECTORY

Chairman & CEO John Angelos
 Executive Vice President & General Manager Mike Elias
 Vice President & Assistant General Manager Sig Mejdal
 SVP, Community Development & Communications . . . Jennifer Grondahl
 Director, Public Relations Katie Krause
 Manager, Team Travel Jeff Gillis

ALL-TIME SERIES RESULTS

(Angels Listed First)

Year	Home	Road	Totals	Year	Home	Road	Totals	Year	Home	Road	Totals	Year	Home	Road	Totals
1961	4-6	6-2	10-8	1977	5-0	1-5	6-5	1993	3-3	2-4	5-7	2009	3-1	5-1	8-2
1962	7-2	3-6	10-8	1978	3-2	3-2	6-4	1994	1-5	3-3	4-8	2010	0-3	0-3	0-6
1963	6-3	3-6	9-9	1979	2-4	1-5	3-9	1995	2-5	2-4	4-9	2011	3-0	3-3	6-3
1964	4-5	3-6	7-11	1980	0-6	2-4	2-10	1996	3-3	3-3	6-6	2012	5-2	2-0	7-2
1965	3-5	2-8	5-13	1981	3-3	3-3	6-6	1997	3-2	1-5	4-7	2013	1-3	1-2	2-5
1966	3-6	3-6	6-12	1982	2-4	3-3	5-7	1998	3-3	2-3	5-6	2014	1-2	1-2	2-4
1967	7-4	4-2	11-6	1983	3-3	2-4	5-7	1999	1-5	2-4	3-9	2015	2-1	2-1	4-2
1968	4-5	4-5	8-10	1984	3-3	1-5	4-8	2000	3-3	4-2	7-5	2016	1-2	1-2	2-4
1969	3-3	3-3	6-6	1985	3-3	2-4	5-7	2001	1-2	3-3	4-5	2017	2-1	2-1	4-2
1970	3-3	2-4	5-7	1986	4-2	2-4	6-6	2002	4-2	3-0	7-2	2018	3-0	2-1	5-1
1971	3-3	2-4	5-7	1987	1-5	2-4	3-9	2003	1-2	0-6	1-8	2019	1-3	2-1	3-4
1972	4-2	2-4	6-6	1988	4-2	3-3	7-5	2004	4-2	2-1	6-3	2020	0-0	0-0	0-0
1973	3-3	3-3	6-6	1989	4-2	2-4	6-6	2005	2-1	2-1	4-2	TOTALS	171-170	139-192	310-362
1974	3-3	2-4	5-7	1990	3-3	2-4	5-7	2006	5-1	1-3	6-4				
1975	2-4	4-2	6-6	1991	3-3	3-3	6-6	2007	3-1	4-2	7-3				
1976	2-4	2-4	6-6	1992	2-4	2-4	4-8	2008	4-2	2-1	6-3				

WON-LOST RECORDS AT STADIUMS

Wrigley Field	4-6	.400	Memorial Stadium	80-126	.388
Dodger Stadium	20-15	.571	Camden Yards	59-66	.472
Anaheim Stadium	94-107	.468			
Angel Stadium	53-42	.558			

Most Runs, Game
 By Angels — 18 (18-6, Sept. 12, 2007 at Camden Yards)
 By Baltimore — 17 (17-3, Aug. 26, 1985 at Anaheim Stadium)

Widest Margin Victory
 By Angels — 13 Runs (13-0, Aug. 25, 1996 at Camden Yards)
 By Baltimore — 14 Runs (17-3, Aug. 26, 1985 at Anaheim Stadium)

Longest Winning Streak
 By Angels — 7 (Aug. 30, 2002 - May 20, 2003)
 By Baltimore — 12 (July 19, 1979★ - Aug. 28, 1980)
 ★Second game of two-night doubleheader

Attendance High
 At Angel Stadium: 44,027, Aug. 5, 2008
 At Anaheim Stadium: 63,073, Apr. 23, 1983
 At Camden Yards: 48,544, July 24, 1999





BOSTON RED SOX

Fenway Park
4 Jersey Street
Boston, MA 02215
(617) 226-6000
Seating Capacity: 37,755
2020 Record:
24-36 – 5th in A. L. East

Field Manager..... Alex Cora
Named: Nov. 6, 2020, replacing Ron Roenicke
Clubhouse Manager Tom McLaughlin
Equipment Manager.... Edward “Pookie” Jackson
Visiting Clubhouse Manager Joe Cochran



CLUB DIRECTORY

Chairman Tom Werner
President & CEO Sam Kennedy
Chief Baseball Officer Chaim Bloom
Vice President, Media Relations Kevin Gregg
Director, Team Travel Mark Cacciatore

ALL-TIME SERIES RESULTS

(Angels Listed First)

Year	Home	Road	Totals	Year	Home	Road	Totals	Year	Home	Road	Totals	Year	Home	Road	Totals
1961	5-4	2-7-1	7-11-1	1977	1-4	2-3	3-7	1993	5-1	0-6	5-7	2009	4-2	1-2	5-4
1962	4-5	8-1	12-6	1978	2-4	0-5	2-9	1994	3-3	2-4	5-7	2010	0-3	1-6	1-9
1963	5-4	3-5	8-9	1979	4-2	3-3	7-5	1995	1-6	2-5	3-11	2011	2-2	0-4	2-6
1964	7-2	2-7	9-9	1980	0-6	3-3	3-9	1996	2-4	2-4	4-8	2012	3-0	3-0	6-0
1965	8-1	5-4	13-5	1981	3-0	1-2	4-2	1997	3-2	3-3	6-5	2013	2-1	1-2	3-3
1966	5-4	4-5	9-9	1982	2-4	3-3	5-7	1998	3-3	3-2	6-5	2014	1-2	4-0	5-2
1967	7-2	1-8	8-10	1983	2-4	4-2	6-6	1999	1-3	0-6	1-9	2015	4-0	1-2	5-2
1968	5-4	4-5	9-9	1984	1-5	2-4	3-9	2000	4-2	1-2	5-4	2016	2-2	1-2	3-4
1969	2-4	2-4	4-8	1985	5-1	2-4	7-5	2001	1-3	3-0	4-3	2017	2-1	2-1	4-2
1970	4-2	3-3	7-5	1986	4-2	3-3	7-5	2002	1-2	2-2	3-4	2018	0-3	0-3	0-6
1971	3-3	3-3	6-6	1987	5-1	3-3	8-4	2003	1-2	2-4	3-6	2019	1-2	2-2	3-4
1972	3-3	1-5	4-8	1988	2-4	2-4	4-8	2004	4-2	0-3	4-5	2020	0-0	0-0	0-0
1973	3-3	2-4	5-7	1989	5-1	3-3	8-4	2005	2-2	2-4	4-6	TOTALS	171-155	138-195-1	309-350-1
1974	3-3	5-1	8-4	1990	2-4	3-3	5-7	2006	1-2	2-1	3-3				
1975	3-3	3-3	6-6	1991	6-0	2-4	8-4	2007	2-1	2-5	4-6				
1976	3-3	2-4	5-7	1992	1-5	3-3	4-8	2008	3-0	5-1	8-1				

WON-LOST RECORDS AT STADIUMS

Wrigley Field	5-4	.556	Fenway Park	138-195-1	.414
Dodger Stadium	24-12	.667			
Anaheim Stadium	100-97	.508			
Angel Stadium	42-42	.500			

Most Runs, Game By Angels — 21 (21-2, July 2, 2016 at Fenway Park)
By Boston — 17, twice (17-8, May 3, 2010 at Fenway Park & 17-6, May 15, 1996 at Fenway Park)

Widest Margin Victory By Angels — 19 Runs (21-2, July 2, 2016 at Fenway Park)
By Boston — 12 Runs (16-4, July 21, 1984 at Anaheim Stadium)

Longest Winning Streak By Angels — 9, twice (Apr. 23, 2008-Apr. 10, 2009 & May 4, 2011-June 8, 2013)
By Boston — 10 (July 19, 1993-July 4, 1994)

Attendance High At Angel Stadium: 44,822, Apr. 17, 2018
At Anaheim Stadium: 64,223, Oct. 11 & 12, 1986 (ALCS games 4 & 5)
At Fenway Park: 40,025, Apr. 23, 2011






CHICAGO WHITE SOX

Guaranteed Rate Field
333 W. 35th Street
Chicago, IL 60616
(312) 674-1000
Seating Capacity: 40,615
2020 Record:
35-25 – T2nd in A.L. Central

Field Manager Tony La Russa
Named: Oct. 29, 2020 replacing Rick Renteria
Clubhouse Manager Rob Warren
Visiting Clubhouse Manager Jason Gilliam
Umpires Clubhouse Manager. Joe McNamara, Jr.



CLUB DIRECTORY

Chairman Jerry Reinsdorf
Senior Executive Vice President. Howard Ziller
Executive Vice President Ken Williams
Senior Vice President/General Manager. Rick Hahn
Senior Vice President, Communications Scott Reifert
Senior Director, Media Relations. Bob Beghtol
Director, Team Travel Ed Cassin

ALL-TIME SERIES RESULTS

(Angels Listed First)

Year	Home	Road	Totals	Year	Home	Road	Totals	Year	Home	Road	Totals	Year	Home	Road	Totals
1961	6-3	2-7	8-10	1977	5-3	3-4	8-7	1993	3-4	4-2	7-6	2009	3-3	1-2	4-5
1962	3-6	5-4	8-10	1978	5-2	3-5	8-7	1994	2-4	3-1	5-5	2010	0-3	2-4	2-7
1963	4-5	4-5	8-10	1979	6-1	3-3	9-4	1995	5-1	5-1	10-2	2011	3-2	3-0	6-2
1964	4-5	4-5	8-10	1980	0-6	3-4	3-10	1996	5-1	1-5	6-6	2012	4-1	1-2	5-3
1965	6-3	0-9	6-12	1981	3-4	3-3	6-7	1997	5-1	1-4	6-5	2013	2-2	2-1	4-3
1966	3-6	5-4	8-10	1982	3-3	5-2	8-5	1998	3-3	2-3	5-6	2014	3-0	2-1	5-1
1967	5-4	2-7	7-11	1983	2-5	1-5	3-10	1999	4-2	1-3	5-5	2015	3-1	0-3	3-4
1968	2-7	6-3	8-10	1984	5-1	3-4	8-5	2000	2-2	2-4	4-6	2016	3-0	2-2	5-2
1969	5-4	4-5	9-9	1985	3-4	5-1	8-5	2001	5-1	1-2	6-3	2017	3-0	1-3	4-3
1970	7-2	5-4	12-6	1986	3-3	4-3	7-6	2002	3-0	3-3	6-3	2018	2-2	3-0	5-2
1971	3-6	5-4	8-10	1987	5-2	3-3	8-5	2003	3-1	0-3	3-4	2019	3-1	2-1	5-2
1972	5-4	2-7	7-11	1988	4-2	5-2	9-4	2004	2-1	3-3	5-4	2020	0-0	0-0	0-0
1973	6-3	2-7	8-10	1989	4-3	4-2	8-5	2005	2-2	4-2	6-4	TOTALS 204-170 174-195-1 378-365-1			
1974	5-4	5-4-4	10-8-1	1990	1-5	4-3	5-8	2006	1-5	2-1	3-6				
1975	4-5	5-4	9-9	1991	4-3	4-2	8-5	2007	1-2	3-3	4-5				
1976	5-4	6-3	11-7	1992	1-5	2-5	3-10	2008	2-2	3-3	5-5				

WON-LOST RECORDS AT STADIUMS

Wrigley Field	6-3	.667	Old Comiskey Park	110-125-1	.468
Dodger Stadium	17-19	.472	★County Stadium	1-1	.500
Anaheim Stadium	124-112	.252	Guaranteed Rate Field	63-69	.477
Angel Stadium	57-36	.613			

★Angels defeated White Sox, 4-2, May 15, 1968 and lost, 7-1, Apr. 23, 1969

Most Runs, Game
By Angels — 19 (19-0, May 10, 2002 at Angel Stadium)
By Chicago — 17, twice (17-2, May 31, 1978 at Comiskey Park & 17-3, May 25, 2009 at Angel Stadium)

Widest Margin Victory
By Angels — 19 Runs (19-0, May 10, 2002 at Angel Stadium)
By Chicago — 15 Runs (17-2, May 31, 1978 at Comiskey Park)

Longest Winning Streak
By Angels — 8 (May 19-Aug. 15, 1995)
By Chicago — 10, twice (Sept. 26, 1980-May 30, 1981 & June 15, 1983-June 4, 1984)

Attendance High
At Angel Stadium: 44,135, Apr. 30, 2006
At Anaheim Stadium: 49,567, June 20, 1982
At New Comiskey Park: 42,535, Aug. 7, 1993
At Old Comiskey Park: 50,892, June 13, 1982
At Guaranteed Rate Field: 38,685, May 30, 2005





CLEVELAND INDIANS

Progressive Field
2401 Ontario Street
Cleveland, OH 44115
(216) 420-4200
Seating Capacity: 34,830
2020 Record:
35-25 – 2nd in A.L. Central

Field Manager Terry Francona
Named: . . Oct. 8, 2012, replacing Sandy Alomar Jr.
Clubhouse Manager Tony Amato
Visiting Clubhouse Manager Willie Jenks



CLUB DIRECTORY

Chairman & CEO Paul J. Dolan
President, Baseball Operations Chris Antonetti
General Manager Mike Chernoff
Vice President, Communications Curt Danburg
Director, Baseball Information & Player Relations Bart Swain
Director, Communications & Player Relations Court Berry-Tripp
Director of Team Travel Mike Seghi

ALL-TIME SERIES RESULTS

(Angels Listed First)

Year	Home	Road	Totals	Year	Home	Road	Totals	Year	Home	Road	Totals	Year	Home	Road	Totals
1961	5-4	3-6	8-10	1977	3-2	3-2	6-4	1993	4-2	1-5	5-7	2009	2-1	2-1	4-2
1962	4-5	5-4	9-9	1978	4-1	2-3	6-4	1994	0-3	0-2	0-5	2010	3-3	1-2	4-5
1963	4-5	4-5	8-10	1979	2-4	4-2	6-6	1995	2-1	1-1	3-2	2011	4-2	2-1	6-3
1964	5-4	4-5	9-9	1980	3-3	1-3	4-6	1996	3-3	1-6	4-9	2012	2-1	2-4	4-5
1965	6-3	3-6	9-9	1981	5-1	2-4	7-5	1997	2-3	5-1	7-4	2013	0-3	2-1	2-4
1966	6-3	4-5	10-8	1982	5-4	3-3	8-4	1998	2-4	2-3	4-7	2014	3-0	2-2	5-2
1967	7-2	7-2	14-4	1983	3-3	5-1	8-4	1999	1-5	0-4	1-9	2015	2-1	0-3	2-4
1968	2-7	5-4	7-11	1984	3-3	5-1	8-4	2000	2-1	1-5	3-6	2016	1-2	0-4	1-6
1969	5-1	3-3	8-4	1985	5-1	3-3	8-4	2001	1-2	4-2	5-4	2017	0-3	0-3	0-6
1970	4-2	2-4	6-6	1986	3-4	3-2	6-6	2002	3-3	3-0	6-3	2018	2-1	1-2	3-3
1971	4-2	4-2	8-4	1987	4-2	3-3	7-5	2003	3-0	3-3	6-3	2019	0-3	0-3	0-6
1972	4-2	4-2	8-4	1988	3-3	5-1	8-4	2004	1-5	3-0	4-5	2020	0-0	0-0	0-0
1973	2-4	3-3	5-7	1989	4-2	1-5	5-7	2005	3-2	2-1	5-3	TOTALS	174-157	154-166	328-323
1974	0-6	3-3	3-9	1990	3-3	4-2	7-5	2006	2-1	3-3	5-4				
1975	0-6	3-3	3-9	1991	2-4	5-1	7-5	2007	4-3	1-2	5-4				
1976	5-1	2-4	7-5	1992	3-3	3-3	6-6	2008	4-2	1-2	5-4				

WON-LOST RECORDS AT STADIUMS

Wrigley Field	5-4	.556	Cleveland Stadium	112-105	.516
Dodger Stadium	19-17	.528	Progressive Field	41-59	.410
Anaheim Stadium	105-88	.544	★Miller Park	1-2	.333
Angel Stadium	45-48	.484			

★Series on Apr. 10-12, 2007 moved to Milwaukee due to snow in Cleveland

Most Runs, Game	By Angels — 21 (21-2, Apr. 30, 2002 at Jacobs Field) By Cleveland — 15 (15-3, Apr. 11, 1997 at Jacobs Field)
Widest Margin Victory	By Angels — 19 Runs (21-2, Apr. 30, 2002 at Jacobs Field) By Cleveland — 13 Runs (14-1, Aug. 29, 1970 at Cleveland Stadium)
Longest Winning Streak	By Angels — 7, 3 times (June 9-21, 1964, Aug. 16, 1969-June 6, 1970 & Aug. 18, 2002-Aug. 8, 2003) By Cleveland — 11 (June 12, 2016 - active)
Attendance High	At Angel Stadium: 44,020, July 18, 2006 At Anaheim Stadium: 52,329, July 4, 1993 At Progressive Field: 43,399, Sept. 1, 1999



DETROIT TIGERS
Comerica Park
2100 Woodward Avenue
Detroit, MI 48201
(313) 962-4000
Seating Capacity: 41,083
2020 Record:
23-35 – 5th in A.L. Central

Field Manager A.J. Hinch
Named Oct. 30, 2020, replacing Lloyd McClendon
Clubhouse Manager Jim Schmakel
Asst. Manager, Visiting Clubhouse John Nelson



CLUB DIRECTORY

President & CEO Christopher Ilitch
Executive Vice President, Baseball Ops & General Manager . . . Al Avila
Vice President, Communications Ron Colangelo
Manager, Communications Ben Fidelman
Director, Team Travel Brian Britten

ALL-TIME SERIES RESULTS

(Angels Listed First)

Year	Home	Road	Totals	Year	Home	Road	Totals	Year	Home	Road	Totals	Year	Home	Road	Totals
1961	3-6	1-8	4-14	1977	1-4	3-2	4-6	1993	2-4	2-4	4-8	2009	3-3	1-2	4-5
1962	4-5	3-6	7-11	1978	1-4	3-3	4-7	1994	1-3	2-1	3-4	2010	2-2	2-4	4-6
1963	3-6	3-6	6-12	1979	2-4	2-4	4-8	1995	2-2	4-0	6-2	2011	2-1	2-2	4-3
1964	5-4	3-6	8-10	1980	1-5	4-2	5-7	1996	5-1	1-5	6-6	2012	3-0	2-5	5-5
1965	5-4	3-6	8-10	1981	2-1	1-2	3-3	1997	4-1	1-5	5-6	2013	3-0	3-0	6-0
1966	3-6	6-3	9-9	1982	2-4	3-3	5-7	1998	4-1	4-2	8-3	2014	3-1	1-2	4-3
1967	5-4	3-6	8-10	1983	2-4	2-4	4-8	1999	2-2	3-3	5-5	2015	4-0	2-1	6-1
1968	3-6	2-7	5-13	1984	1-5	3-3	4-8	2000	3-3	2-2	5-5	2016	2-1	2-1	4-2
1969	4-2	1-5	5-7	1985	4-2	4-2	8-4	2001	2-1	3-3	5-4	2017	2-2	2-1	4-3
1970	2-4	4-2	6-6	1986	4-2	3-3	7-5	2002	5-1	3-0	8-1	2018	3-0	1-3	4-3
1971	4-2	2-4	6-6	1987	2-4	1-5	3-9	2003	3-0	3-1	6-1	2019	1-2	2-1	3-3
1972	3-3	2-4	5-7	1988	3-3	2-4	5-7	2004	5-1	2-1	7-2	2020	0-0	0-0	0-0
1973	4-2	3-3	7-5	1989	6-0	5-1	11-1	2005	4-3	2-1	6-4	TOTALS	178-149	145-182	323-331
1974	4-2	1-5	5-7	1990	3-3	2-4	5-7	2006	2-1	3-2	5-3				
1975	3-3	3-2	6-5	1991	3-3	2-4	5-7	2007	4-1	1-2	5-3				
1976	4-2	2-4	6-6	1992	4-2	3-3	7-5	2008	2-1	4-2	6-3				

WON-LOST RECORDS AT STADIUMS

Wrigley Field	3-6	.333	Tiger Stadium	102-146	.411
Dodger Stadium	17-19	.472	Comerica Park	43-36	.544
Anaheim Stadium	94-97	.492			
Angel Stadium	64-27	.703			

Most Runs, Game
By Angels — 15 (15-1, May 9, 1981 at Anaheim Stadium)
By Detroit — 15, three times (15-3, June 28, 1966 at Anaheim Stadium, 15-6, July 31, 1980 at Tiger Stadium, & 15-2, May 12, 1987 at Tiger Stadium)

Widest Margin Victory
By Angels — 14 Runs (15-1, May 9, 1981 at Anaheim Stadium)
By Detroit — 13 Runs (15-2, May 12, 1987 at Tiger Stadium)

Longest Winning Streak
By Angels — 14 (May 8, 2002-Aug. 23, 2003)
By Detroit — 11 (June 17, 1979-May 30, 1980)

Attendance High
At Angel Stadium: 44,311, May 12, 2017
At Anaheim Stadium: 59,502, June 8, 1991
At Tiger Stadium: 52,682, June 14, 1970
At Comerica Park: 42,068, Apr. 26, 2008






HOUSTON ASTROS

Minute Maid Park
501 Crawford Street
Houston, TX 77002
(713) 259-8000
Seating Capacity: 41,168
2020 Record:
29-31 – 2nd in A.L. West

Field Manager Dusty Baker
Named: Jan. 29, 2020, replacing AJ Hinch
Clubhouse Manager. Carl Schneider
Visiting Clubhouse Manager Steve Perry



CLUB DIRECTORY

Owner & Chairman Jim Crane
General Manager James Click
Assistant GM, Player Development Pete Putila
Vice President, Communications Gene Dias
Director, Team Operations Derek Vigeo

ALL-TIME SERIES RESULTS

(Angels Listed First)

Year	Home	Road	Totals
2004	0-0	1-2	1-2
2007	2-1	0-0	2-1
2013	3-7	6-3	9-10
2014	8-2	4-5	12-7
2015	6-4	3-6	9-10
2016	3-6	3-7	6-13
2017	3-6	4-6	7-12
2018	2-7	4-6	6-13
2019	3-7	2-7	5-14
2020	5-2	1-2	6-4
TOTALS	35-42	28-44	63-86

WON-LOST RECORDS AT STADIUMS

Angel Stadium	35-42	.455	Minute Maid Park	28-44	.389
Estadio de Béisbol Monterrey	0-2	.000			

Most Runs, Game
By Angels — 14 (14-5, July 22, 2018 at Angel Stadium)
By Houston — 14 (May 4, 2019 at Estadio de Béisbol Monterrey)

Widest Margin Victory
By Angels — 10 Runs (11-1, Apr. 4, 2014 at Minute Maid Park)
By Houston — 12 Runs (14-2, May 4, 2019 at Estadio de Béisbol Monterrey)

Longest Winning Streak
By Angels — 5 (Aug. 25-Sep. 6, 2020)
By Houston — 11 (May 28-July 24, 2016)

Attendance High
At Angel Stadium: 44,264, July 21, 2018
At Minute Maid Park: 43,264, Sept. 21, 2019



KANSAS CITY ROYALS
Kauffman Stadium
One Royal Way
Kansas City, MO 64129
(816) 921-8000
Seating Capacity: 37,903
2020 Record:
26-34 – 4th in A.L. Central

Field Manager Mike Matheny
Named: Oct. 31, 2019, replacing Ned Yost
Manager, Equipment Patrick Gorman
Sr. Director, Clubhouse Operations Chuck Hawke



CLUB DIRECTORY

Chairman & CEO. John Sherman
Senior Vice President, Baseball Operations/GM Dayton Moore
Vice President, Communications & Broadcasting. Mike Swanson
Assistant Director, Media Relations Mike Cummings
Senior Director of Team Travel/Clubhouse Operations Jeff Davenport

ALL-TIME SERIES RESULTS

(Angels Listed First)

Year	Home	Road	Totals	Year	Home	Road	Totals	Year	Home	Road	Totals
1969	5-4	4-5	9-9	1988	1-6	4-2	5-8	2007	0-3	2-2	2-5
1970	5-4	5-4	10-8	1989	3-3	1-6	4-9	2008	1-1	2-1	3-2
1971	2-7	6-3	8-10	1990	3-4	4-2	7-6	2009	3-0	6-1	9-1
1972	5-4	4-2	9-6	1991	5-1	4-3	9-4	2010	4-2	3-1	7-3
1973	5-4	5-4	10-8	1992	5-2	3-3	8-5	2011	1-2	2-5	3-7
1974	3-6	5-4	8-10	1993	3-3	3-4	6-7	2012	3-3	2-1	5-4
1975	1-8	3-6	4-14	1994	5-2	1-2	6-4	2013	1-2	4-0	5-2
1976	4-5	4-5	8-10	1995	1-5	4-2	5-7	2014	2-1	1-2	3-3
1977	1-6	5-3	6-9	1996	1-6	3-2	4-8	2015	0-3	1-3	1-6
1978	6-2	3-4	9-6	1997	3-3	3-2	6-5	2016	3-0	2-1	5-1
1979	2-4	5-2	7-6	1998	2-3	4-2	6-5	2017	1-3	0-3	1-6
1980	3-4	2-4	5-8	1999	3-3	4-2	7-5	2018	3-0	3-1	6-1
1981	0-3	0-3	0-6	2000	4-2	2-4	6-6	2019	2-1	2-1	4-2
1982	6-1	1-5	7-6	2001	5-1	0-3	5-4	2020	0-0	0-0	0-0
1983	2-4	4-3	6-7	2002	3-0	3-3	6-3	TOTALS	146-152	154-137	300-289
1984	3-4	3-3	6-7	2003	4-3	2-0	6-3				
1985	2-4	2-5	4-9	2004	3-0	4-0	7-0				
1986	5-2	3-3	8-5	2005	4-2	3-0	7-2				
1987	1-5	4-3	5-8	2006	3-1	4-2	7-3				

WON-LOST RECORDS AT STADIUMS

Anaheim Stadium	91-116	.450	Municipal Stadium	19-14	.576
Angel Stadium	55-36	.604	Kauffman Stadium	135-123	.523

Most Runs, Game
By Angels — 21 (21-6, Aug. 25, 2004 at Angel Stadium)
By Kansas City — 18 (18-3, Aug. 10, 1996 at Anaheim Stadium)

Widest Margin Victory
By Angels — 15 Runs, twice (18-3, Sept. 18, 1986 at Anaheim Stadium & 21-6, Aug. 25, 2004 at Angel Stadium)
By Kansas City — 15 Runs (18-3, Aug. 10, 1996 at Anaheim Stadium)

Longest Winning Streak
By Angels — 9, twice (Oct. 4, 1991-Aug. 4, 1992; 1st game & May 8-Sept. 6, 2009)
By Kansas City — 12 (May 1-Sept. 12, 1975; 2nd Game)

Attendance High
At Angel Stadium: 44,489, Apr. 10, 2015
At Anaheim Stadium: 63,132, July 4, 1983
At Kauffman Stadium: 41,451, June 30, 1979





MINNESOTA TWINS

Target Field
1 Twins Way
Minneapolis, MN 55403
(612) 659-3400
Seating Capacity: 38,544
2020 Record:
36-24 – 1st in A.L. Central

Field Manager Rocco Baldelli
Named: Oct. 25, 2018, replacing Paul Molitor
Equipment Manager Rod McCormick
Visiting Clubhouse Manager Marcus McKenzie



CLUB DIRECTORY

Executive Chair Jim Pohlad
President & CEO Dave St. Peter
Senior Vice President, General Manager Thad Levine
Senior Director, Communications Dustin Morse
Senior Director, Team Travel Mike Herman

ALL-TIME SERIES RESULTS

(Angels Listed First)															
Year	Home	Road	Totals	Year	Home	Road	Totals	Year	Home	Road	Totals	Year	Home	Road	Totals
1961	5-4	3-5	8-9	1977	5-2	2-6	7-8	1993	3-3	1-6	4-9	2009	3-1	3-3	6-4
1962	3-6	6-3	9-9	1978	6-2	6-1	12-3	1994	1-2	2-1	3-3	2010	1-3	1-2	2-5
1963	4-5	5-4	9-9	1979	4-2	5-2	9-4	1995	4-2	4-3	8-5	2011	4-2	2-1	6-3
1964	5-4	7-2	12-6	1980	5-2	2-4	7-6	1996	3-3	1-5	4-8	2012	3-0	3-3	6-3
1965	5-4	4-5	9-9	1981	1-1	2-2	3-3	1997	2-3	2-4	4-7	2013	1-2	0-3	1-5
1966	6-3	5-4	11-7	1982	4-3	3-3	7-6	1998	2-3	4-2	6-5	2014	3-0	4-0	7-0
1967	3-6	4-5	7-11	1983	1-5	5-2	6-7	1999	3-3	3-1	6-4	2015	2-1	3-1	5-2
1968	3-6	4-5	7-11	1984	2-5	2-4	4-9	2000	2-2	5-1	7-3	2016	2-1	0-3	2-4
1969	4-5	3-6	7-11	1985	4-2	5-2	9-4	2001	2-4	1-2	3-6	2017	1-3	1-2	2-5
1970	3-6	5-4	8-10	1986	4-3	3-3	7-6	2002	1-2	3-3	4-5	2018	2-2	2-1	4-3
1971	4-5	8-1	12-6	1987	4-2	4-3	8-5	2003	4-2	1-2	5-4	2019	0-3	1-2	1-5
1972	5-4	2-4	7-8	1988	2-5	2-4	4-9	2004	2-1	3-3	5-4	2020	0-0	0-0	0-0
1973	5-4	5-4	10-8	1989	5-1	6-1	11-2	2005	2-1	4-3	6-4	TOTALS	187-174	188-176	375-350
1974	6-3	2-7	8-10	1990	6-1	3-3	9-4	2006	2-1	2-1	4-2				
1975	4-5	4-5	8-10	1991	3-3	5-2	8-5	2007	5-1	1-2	6-3				
1976	3-6	5-4	8-10	1992	1-6	1-5	2-11	2008	2-2	3-1	5-3				

WON-LOST RECORDS AT STADIUMS

Wrigley Field	5-4	.556	Metropolitan Stadium	93-86	.520
Dodger Stadium	17-19	.472	The Metrodome	78-72	.520
Anaheim Stadium	116-111	.511	Target Field	17-18	.486
Angel Stadium	49-40	.551			

Most Runs, Game
By Angels — 17 (17-0, Apr. 23, 1980 at Metropolitan Stadium)
By Minnesota — 16 (16-7, May 23, 2019; at Angel Stadium)

Widest Margin Victory
By Angels — 17 Runs (17-0, Apr. 23, 1980 at Metropolitan Stadium)
By Minnesota — 12 Runs (13-1, Apr. 20, 1990 at The Metrodome)

Longest Winning Streak
By Angels — 9 (June 24-July 22, 2015)
By Minnesota — 9 (Aug. 10, 1966-May 21, 1967)


Attendance High
At Angel Stadium: 44,064, Aug. 11, 2007
At Anaheim Stadium: 61,640, Apr. 17, 1982
At The Metrodome: 52,625, Oct. 1, 1988
At Target Field: 40,966, Aug. 21, 2010



NEW YORK YANKEES

Yankee Stadium
One East 161st Street
Bronx, NY 10451
(718) 293-6000
Seating Capacity: 46,537
2020 Record:
33-27 – 1st in A.L. East

Field Manager Aaron Boone
Named: Dec. 1, 2017, replacing Joe Girardi
Equipment Manager Rob Cucuzza
Clubhouse Manager Lou Cucuzza Jr.



CLUB DIRECTORY

Managing General Partner/Co-Chairperson Hal Steinbrenner
General Partner/Vice Chairperson Jennifer Steinbrenner Swindal
General Partner/Vice Chairperson Jessica Steinbrenner
Senior Vice President/General Manager Brian Cashman
Vice President of Communications & Media Relations Jason Zillo
Director, Team Travel & Player Services Ben Tuliebitz

ALL-TIME SERIES RESULTS

(Angels Listed First)

Year	Home	Road	Totals	Year	Home	Road	Totals	Year	Home	Road	Totals	Year	Home	Road	Totals
1961	6-3	0-9	6-12	1977	3-3	1-4	4-7	1993	4-2	2-4	6-6	2009	4-2	1-3	5-5
1962	4-5	4-5	8-10	1978	3-2	2-3	5-5	1994	1-5	3-3	4-8	2010	2-1	2-3	4-4
1963	3-6	2-7	5-13	1979	5-1	2-4	7-5	1995	5-1	2-4	7-5	2011	3-3	1-2	4-5
1964	4-5	3-6	7-11	1980	2-4	0-6	2-10	1996	4-3	3-3	7-6	2012	2-1	2-4	4-5
1965	4-5	2-7	6-12	1981	2-2	0-0	2-2	1997	2-5	2-2	4-7	2013	2-1	1-3	3-4
1966	5-4	6-3	11-7	1982	4-2	3-3	7-5	1998	3-2	3-3	6-5	2014	1-2	1-2	2-4
1967	6-3	3-6	9-9	1983	4-2	1-5	5-7	1999	2-2	4-2	6-4	2015	2-1	0-3	2-4
1968	3-6	3-6	6-12	1984	4-2	4-2	8-4	2000	3-3	2-2	5-5	2016	1-2	0-4	1-6
1969	3-3	0-6	3-9	1985	2-4	1-5	3-9	2001	2-1	2-2	4-3	2017	2-1	2-1	4-2
1970	2-4	3-3	5-7	1986	4-2	3-3	7-5	2002	2-2	1-2	3-4	2018	0-3	1-2	1-5
1971	4-2	2-4	6-6	1987	1-5	2-4	3-9	2003	1-5	2-1	3-6	2019	1-3	1-2	2-5
1972	2-4	2-4	4-8	1988	3-3	3-3	6-6	2004	1-2	4-2	5-4	2020	0-0	0-0	0-0
1973	4-2	2-4	6-6	1989	5-1	1-5	6-6	2005	3-1	3-3	6-4	TOTALS	173-162	125-204	298-366
1974	2-4	1-5	3-9	1990	3-3	3-3	6-6	2006	4-2	2-2	6-4				
1975	4-2	3-3	7-5	1991	2-4	4-2	6-6	2007	2-1	4-2	6-3				
1976	1-5	4-2	5-7	1992	5-1	2-4	7-5	2008	5-1	2-2	7-3				

WON-LOST RECORDS AT STADIUMS

Wrigley Field	6-3	.667	Yankee Stadium (1923-73)	32-70	.314
Dodger Stadium	15-21	.417	Shea Stadium	4-9	.308
Anaheim Stadium	104-96	.520	Yankee Stadium (1976-2008)	77-96	.445
Angel Stadium	48-42	.533	Yankee Stadium (2009-present)	12-29	.293

Most Runs, Game	By Angels — 18 (18-9, Aug. 21, 2007 at Angel Stadium) By New York — 17 (17-6, Aug. 20, 1996 at Yankee Stadium)
Widest Margin Victory	By Angels — 13 Runs (15-2, May 25, 1995 at Anaheim Stadium) By New York — 12 Runs, twice (15-3, Aug. 14, 1977 at Yankee Stadium & 12-0, July 8, 2007 at Yankee Stadium)
Longest Winning Streak	By Angels — 5, four times (Aug. 4-31, 1966, May 18-29, 1984, May 23-June 3, 1995 & Apr. 27-July 23, 2005) By New York — 7, twice (Aug. 23, 1980-May 4, 1981 & July 1, 2015-Aug. 20, 2016)
Attendance High	At Angel Stadium: 44,649, Apr. 28, 2018 At Anaheim Stadium: 61,066, May 17, 1985 At Yankee Stadium: 60,108, June 3, 1973 At New Yankee Stadium: 49,970, May 2, 2009





OAKLAND ATHLETICS

Oakland Coliseum
7000 Coliseum Way
Oakland, CA 94621
(510) 638-4900
Seating Capacity: 48,592
2020 Record:
36-24 – 1st in A.L. West

Field Manager Bob Melvin
Named: June 9, 2011, replacing Bob Geren
Equipment Manager Steve Vucinich
Visiting Clubhouse Manager Mike Thalblum



CLUB DIRECTORY

Owner & Managing Partner John Fisher
President Dave Kaval
Executive Vice President, Baseball Operations Billy Beane
General Manager David Forst
Vice President, Marketing & Communications Catherine Arker
Baseball Information Manager Mike Selleck
Director of Team Travel Mickey Morabito

ALL-TIME SERIES RESULTS

(Angels Listed First)

Year	Home	Road	Totals	Year	Home	Road	Totals	Year	Home	Road	Totals	Year	Home	Road	Totals
1961★	6-3	3-6	9-9	1976	3-6	3-6	6-12	1992	3-3	2-5	5-8	2008	5-5	5-4	10-9
1962★	6-3	6-3	12-6	1977	4-4	1-6	5-10	1993	4-3	2-4	6-7	2009	4-6	8-1	12-7
1963★	4-5	4-5	8-10	1978	4-3	5-3	9-6	1994	3-3	0-3	3-6	2010	7-2	4-6	11-8
1964★	5-4	7-2	12-6	1979	5-2	5-1	10-3	1995	5-2	1-5	6-7	2011	5-5	3-6	8-11
1965★	6-3	7-2	13-5	1980	2-4	1-6	3-10	1996	2-4	4-3	6-7	2012	3-7	6-3	9-10
1966★	6-3	3-6	9-9	1981	0-4	2-4	2-8	1997	5-1	6-0	11-11	2013	4-5	4-6	8-11
1967★	9-0	5-4	14-4	1982	5-1	4-3	9-4	1998	3-3	2-4	5-7	2014	7-3	3-6	10-9
KC Total	42-21	35-28	77-49	1983	3-4	2-4	5-8	1999	5-1	3-3	8-4	2015	6-4	5-4	11-8
1968	3-6	2-7	5-13	1984	2-4	5-2	7-6	2000	3-3	2-5	5-8	2016	6-4	6-3	12-7
1969	4-5	2-7	6-12	1985	4-3	2-4	6-7	2001	3-7	3-7	6-14	2017	7-2	5-5	12-7
1970	4-5	4-5	8-10	1986	5-1	5-2	10-3	2002	6-4	3-7	10-10	2018	5-4	5-5	10-9
1971	2-7	5-4	7-11	1987	2-5	4-2	6-7	2003	5-5	3-7	8-12	2019	3-6	3-7	6-13
1972	4-5	4-5	8-10	1988	3-3	1-6	4-9	2004	5-5	5-4	10-9	2020	2-1	2-5	4-6
1973	2-7	4-5	6-12	1989	3-4	2-4	5-8	2005	5-4	5-5	10-9	OAK Total	204-216	182-240	386-456
1974	4-5	2-7	6-12	1990	1-5	3-4	4-9	2006	4-5	7-3	11-8	TOTALS	246-237	217-268	463-505
1975	4-5	3-6	7-11	1991	1-6	0-6	1-12	2007	5-5	4-5	9-10				

★ Kansas City Athletics

WON-LOST RECORDS AT STADIUMS

Wrigley Field	6-3	.667	Municipal Stadium (K.C.)	35-28	.556
Dodger Stadium	21-15	.583	Oakland Coliseum	182-240	.431
Anaheim Stadium	111-123	.474			
Angel Stadium	108-96	.529			

Most Runs, Game
By Angels — 18 (18-2, July 25, 1964 at Municipal Stadium)
By Oakland — 21 (21-3, Sept. 20, 2018 at Oakland Coliseum)

Widest Margin Victory
By Angels — 16 Runs (18-2, July 25, 1964 at Municipal Stadium)
By Oakland — 18 Runs (21-3, Sept. 20, 2018 at Oakland Coliseum)

Longest Winning Streak
By Angels — 12 (Sept. 18, 1996-Sept. 17, 1997)
By Oakland — 10, twice (May 26-Sept. 3, 1974 & Apr. 26, 1991-Apr. 20, 1992)

Attendance High
At Angel Stadium: 44,252, July 25, 2007
At Anaheim Stadium: 61,696, Aug. 11, 1989
At Municipal Stadium: 25,869, June 16, 1961
At Oakland Coliseum: 55,601, July 5, 2003






SEATTLE MARINERS

T-Mobile Park
1250 First Ave. S.
Seattle, WA 98134
(206) 346-4000
Seating Capacity: 47,480
2020 Record:
27-33 – 3rd in A.L. West

Field Manager Scott Servais
Named: . Oct. 26, 2015, replacing Lloyd McClendon
Home Clubhouse Manager Ryan Stiles
Visitors Clubhouse Manager Jeff Bopp



CLUB DIRECTORY

Chairman & Managing Partner John Stanton
President & CEO Kevin Mather
Executive Vice President & General Manager, Baseball Ops . . . Jerry Dipoto
Vice President & Assistant GM, Baseball Ops Justin Hollander
Director, Major League Operations Jack Mosimanz
Senior Vice President, Marketing & Communications . . . Kevin Martinez
Vice President, Communications Tim Hevly

ALL-TIME SERIES RESULTS

(Angels Listed First)

Year	Home	Road	Totals
1977	3-4	6-2	9-6
1978	5-3	4-3	9-6
1979	3-3	4-3	7-6
1980	6-1	5-1	11-2
1981	2-1	4-3	6-4
1982	6-1	4-2	10-3
1983	4-2	2-5	6-7
1984	5-2	4-2	9-4
1985	3-1	6-3	9-4
1986	6-1	2-4	8-5
1987	4-2	3-4	7-6
1988	2-5	4-2	6-7
1989	3-3	4-3	7-6
1990	4-3	1-5	5-8
1991	1-5	5-2	6-7
1992	3-4	4-2	7-6
1993	3-3	3-4	6-7

Year	Home	Road	Totals
1994	1-5	1-2	2-7
1995	4-2	3-4	7-6
1996	4-3	1-5	5-8
1997	4-2	2-4	6-6
1998	5-1	4-2	9-3
1999	3-3	3-3	6-6
2000	3-4	2-4	5-8
2001	1-8	3-7	4-15
2002	5-5	4-5	9-10
2003	4-5	4-6	8-11
2004	6-4	7-3	13-7
2005	3-6	6-3	9-9
2006	5-5	5-4	10-9
2007	7-3	6-3	13-6
2008	7-2	7-3	14-5
2009	5-4	5-5	10-9
2010	8-2	7-2	15-4

Year	Home	Road	Totals
2011	8-2	4-5	12-7
2012	4-5	7-3	11-8
2013	7-2	4-6	11-8
2014	4-6	3-6	7-12
2015	7-2	5-5	12-7
2016	3-7	5-4	8-11
2017	6-3	6-4	12-7
2018	5-5	3-6	8-11
2019	5-5	5-4	10-9
2020	3-4	2-1	5-5
TOTALS	190-149	179-159	369-308

WON-LOST RECORDS AT STADIUMS

Anaheim Stadium	76-56	.576	The Kingdom	78-68	.534
Angel Stadium	114-96	.543	T-Mobile Park	101-91	.526

Most Runs, Game
By Angels — 18 (18-3, May 21, 1997 at Anaheim Stadium)
By Seattle — 21 (21-9, Sept. 30, 2000 at Angel Stadium)

Widest Margin Victory
By Angels — 15 Runs (18-3, May 21, 1997 at Anaheim Stadium)
By Seattle — 14 Runs (14-0, Aug. 7, 1987 at The Kingdom)

Longest Winning Streak
By Angels — 8, twice (May 4, 1980-Apr. 9, 1981 & May 29-July 17, 2010)
By Seattle — 8 (Oct. 2, 2001-Apr. 23, 2002)

Attendance High
At Angel Stadium: 44,644, July 1, 2017
At Anaheim Stadium: 59,860, Apr. 21, 1985
At The Kingdom: 57,762, Apr. 6, 1977
At Safeco Field: 46,142, Apr. 6, 2004





TAMPA BAY RAYS

Tropicana Field
One Tropicana Drive
St. Petersburg, FL, 33705
(727) 825-3242
Seating Capacity: 25,025
2020 Record
40-20 – 1st in A.L. East
AMERICAN LEAGUE CHAMPIONS

Field ManagerKevin Cash
Named: Dec. 5, 2014, Replacing Joe Maddon
Home Clubhouse & Equipment Manager... Tyler Wall
Visiting Clubhouse Manager Brandon Richesin



CLUB DIRECTORY

Principal Owner.....Stuart Sternberg
President.....Brian Auld
President.....Matt Silverman
Senior Vice President, Baseball Ops & GM.....Erik Neander
Vice President, Communications.....Dave Haller
Director, Team Travel & Logistics.....Chris Westmoreland

ALL-TIME SERIES RESULTS

(Angels Listed First)

Year	Home	Road	Totals	Year	Home	Road	Totals
1998	2-4	4-1	6-5	2010	2-4	2-1	4-5
2000	4-2	3-3	7-5	2011	0-3	4-1	4-4
2000	4-2	2-4	6-6	2012	1-6	0-3	1-9
2001	2-1	5-1	7-2	2013	2-2	2-1	4-3
2002	5-1	3-0	8-1	2014	3-1	2-1	5-2
2003	2-1	4-2	6-3	2015	1-2	2-1	3-3
2004	4-0	2-1	6-1	2016	0-3	3-1	3-4
2005	4-2	0-3	4-5	2017	1-2	2-2	3-4
2006	3-0	4-2	7-2	2018	1-3	0-3	1-6
2007	5-0	1-2	6-2	2019	1-2	2-2	3-4
2008	2-1	1-5	3-6	2020	0-0	0-0	0-0
2009	3-0	1-2	4-2	TOTALS	52-42	49-42	101-84


WON-LOST RECORDS AT STADIUMS

Angel Stadium	52-42	.533	Tropicana Field	49-42	.538
Most Runs, Game	By Angels — 15 (15-6, July 26, 2006 at Tropicana Field) By Tampa Bay — 13 (13-4, June 9, 2008 at Angel Stadium)				
Widest Margin Victory	By Angels — 10 Runs (12-2, June 6, 2006 at Tropicana Field) By Tampa Bay — 10 Runs (11-1, June 11, 2009 at Tropicana Field)				
Longest Winning Streak	By Angels — 6 (June 6-July 24, 2006) By Tampa Bay — 6, twice (June 6, 2011-Apr. 26, 2012 & July 28-Aug. 19, 2012)				
Attendance High	At Angel Stadium: 44,125, July 15, 2006 At Tropicana Field: 33,395, Apr. 25, 1998				



TEXAS RANGERS
 Globe Life Field
 734 Stadium Drive
 Arlington, TX 76011
 (817) 273-5222
 Seating Capacity: 40,518
 2020 Record:
 22-38 – 5th in A.L. West

Field Manager Chris Woodward
 Named: . . Nov. 2, 2018, replacing Don Wakamatsu
 Clubhouse Manager Brandon Boyd
 Visiting Clubhouse Manager Mason McKenna



CLUB DIRECTORY

Chairman & Managing Partner Ray Davis
 President, Baseball Operations Jon Daniels
 Executive Vice President & General Manager Chris Young
 Executive Vice President, Communications John Blake
 Senior Director, Communications Rich Rice
 Director, Travel Josh Shelton

ALL-TIME SERIES RESULTS

(Angels Listed First)

Year	Home	Road	Totals	Year	Home	Road	Totals	Year	Home	Road	Totals
1972	6-2	4-5	10-7	1989	4-3	2-4	6-7	2006	6-4	5-4	11-8
1973	7-2	4-5	11-7	1990	4-2	4-3	8-5	2007	6-3	4-6	10-9
1974	5-4	4-5	9-9	1991	3-4	2-4	5-8	2008	5-5	7-2	12-7
1975	5-4	4-5	9-9	1992	4-2	5-2	9-4	2009	5-5	3-6	8-11
1976	6-3	6-3	12-6	1993	4-3	2-4	6-7	2010	6-3	3-7	9-10
1977	4-4	1-6	5-10	1994	2-1	4-3	6-4	2011	3-7	4-5	7-12
1978	4-3	1-7	5-10	1995	4-3	2-4	6-7	2012	5-4	5-5	10-9
1979	4-3	1-5	5-8	1996	2-4	2-5	4-9	2013	3-6	1-9	4-15
1980	5-1	6-1	11-2	1997	3-3	5-1	8-4	2014	5-4	9-1	14-5
1981	1-2	1-2	2-4	1998	2-4	3-3	5-7	2015	5-4	7-3	12-7
1982	5-1	3-4	8-5	1999	3-3	3-3	6-6	2016	6-4	3-6	9-10
1983	3-4	3-3	6-7	2000	3-3	4-2	7-5	2017	4-6	4-5	8-11
1984	1-5	4-3	5-8	2001	5-5	2-7	7-12	2018	7-2	6-4	13-6
1985	5-2	4-2	9-4	2002	7-2	5-5	12-7	2019	6-3	3-7	9-10
1986	4-2	4-3	8-5	2003	6-4	3-6	9-10	2020	3-1	1-5	4-6
1987	2-5	3-3	5-8	2004	4-5	5-5	9-10	TOTALS	214-162	182-204	396-366
1988	4-2	4-3	8-5	2005	8-1	7-3	15-4				

* Angels went 87-93 vs. Rangers franchise when they played as Washington Senators from 1961-71.

WON-LOST RECORDS AT STADIUMS

Anaheim Stadium	101-74	.577	Arlington Stadium	72-82	.468
Angel Stadium	106-86	.552	Globe Life Park	103-113	.477
			Globe Life Field	1-5	.167

Most Runs, Game	By Angels — 20 (20-4, June 29, 1995 at The Ballpark in Arlington) By Texas — 18, three times (18-2, June 17, 1993 at Anaheim Stadium, 18-4, June 30, 1999 at Angel Stadium & 18-5, June 30, 2005 at Rangers Ballpark)
Widest Margin Victory	By Angels — 16 Runs (20-4, June 29, 1995 at The Ballpark in Arlington) By Texas — 16 Runs (18-2, June 17, 1993 at Anaheim Stadium)
Longest Winning Streak	By Angels — 9, twice (Oct. 5, 1985-Sept. 26, 1986 & June 20-Aug. 16, 2014) By Texas — 7, twice (Sept. 11, 1987-June 6, 1988 & Apr. 24-Aug. 7, 2013)
Attendance High	At Angel Stadium: 44,603, June 2, 2018 At Anaheim Stadium: 62,390, July 4, 1989 At Globe Life Park: 50,370, Apr. 9, 2004





Field Manager Charlie Montoyo
 Named: Oct. 25, 2018, replacing John Gibbons
 Director, Team Travel & Clubhouse Ops . . Michael Shaw
 Senior Manager, Visiting Clubhouse . . Kevin Malloy

CLUB DIRECTORY

Chairman. Edward Rogers
 President and CEO. Joe Natale
 Executive VP, Baseball Operations & General Manager . . . Ross Atkins
 Director, Communications Jessica Beard
 Manager, Communications Madeleine Davidson

TORONTO BLUE JAYS

Rogers Centre
 1 Blue Jays Way
 Toronto, Ontario, Canada M5V 1J1
 (416) 341-1000
 Seating Capacity: 49,286
 2020 Record:
 32-28 – 3rd in A.L. East

ALL-TIME SERIES RESULTS

(Angels Listed First)

Year	Home	Road	Totals	Year	Home	Road	Totals	Year	Home	Road	Totals
1977	2-3	4-1	6-4	1993	3-3	1-5	4-8	2009	1-1	3-3	4-4
1978	4-1	3-2	7-3	1994	2-2	1-2	3-4	2010	3-3	3-0	6-3
1979	4-2	3-3	7-5	1995	3-1	5-1	8-2	2011	2-1	3-4	5-5
1980	1-5	2-4	3-9	1996	5-1	2-4	7-5	2012	2-2	2-2	4-4
1981	3-3	3-3	6-6	1997	4-2	2-3	6-5	2013	3-1	3-0	6-1
1982	5-1	3-3	8-4	1998	2-3	2-4	4-7	2014	2-1	3-1	5-2
1983	2-4	2-4	4-8	1999	3-3	0-6	3-9	2015	0-3	2-2	2-5
1984	3-3	4-2	7-5	2000	3-3	2-4	5-7	2016	2-2	2-1	4-3
1985	4-2	1-5	5-7	2001	4-2	1-2	5-4	2017	2-2	2-1	4-3
1986	2-4	4-2	6-6	2002	3-0	4-2	7-2	2018	2-2	2-1	4-3
1987	4-2	1-5	5-7	2003	2-4	0-3	2-7	2019	3-0	3-1	6-1
1988	2-4	4-2	6-6	2004	1-2	3-3	4-5	2020	0-0	0-0	0-0
1989	3-3	4-2	7-5	2005	1-2	0-3	1-5	TOTALS	118-96	99-114	217-210
1990	5-1	2-4	7-5	2006	3-3	1-3	4-6				
1991	3-3	3-3	6-6	2007	2-2	1-2	3-4				
1992	4-2	1-5	5-7	2008	4-2	2-1	6-3				

WON-LOST RECORDS AT STADIUMS

Anaheim Stadium	68-52	.567	Exhibition Stadium	37-36	.507
Angel Stadium	50-44	.532	Rogers Centre	62-78	.443

Most Runs, Game
 By Angels — 24 (24-2, Aug. 25, 1979 at Exhibition Stadium)
 By Toronto — 15 (15-7, Aug. 22, 2015 at Angel Stadium)

Widest Margin Victory
 By Angels — 22 Runs (24-2, Aug. 25, 1979 at Exhibition Stadium)
 By Toronto — 12 Runs, twice (12-0, May 18, 1987 at Anaheim Stadium & 13-1, May 6, 2009 at Angel Stadium)

Longest Winning Streak
 By Angels — 7, twice (July 13, 1978-June 5, 1979 & July 20, 1988-May 6, 1989)
 By Toronto — 7 (Sept. 8, 1997-Aug. 13, 1998)

Attendance High
 At Angel Stadium: 44,021, July 4, 2008
 At Anaheim Stadium: 61,292, July 4, 1995
 At Rogers Centre: 50,529, Sept. 11, 1993 & May 29, 1994





LOS ANGELES DODGERS

Dodger Stadium
1000 Vin Scully Avenue
Los Angeles, CA 90012
(323) 224-1301
Seating Capacity: 56,000
2020 Record:
43-17 – 1st in N.L. West
WORLD SERIES CHAMPIONS

Field Manager Dave Roberts
Named: . . . Nov. 23, 2015, replacing Don Mattingly
Director, Clubhouse Operations Alex Torres
Visiting Clubhouse Manager Mitch Poole



CLUB DIRECTORY

Owner & Chairman Mark Walter
President & CEO Stan Kasten
President of Baseball Operations Andrew Friedman
Senior Vice President, Baseball Operations Josh Byrnes
Senior Director, Public Relations Joe Jareck
Assistant Director, Public Relations Jon Chapper
Senior Director, Team Travel Scott Akasaki

ALL-TIME SERIES RESULTS

(Angels Listed First)

Year	Home	Road	Totals	Year	Home	Road	Totals
1997	0-2	0-2	0-4	2010	2-1	3-0	5-1
1998	2-0	1-1	3-1	2011	2-1	2-1	4-2
1999	1-2	1-2	2-4	2012	2-1	2-1	4-2
2000	2-1	2-1	4-2	2013	2-0	0-2	2-2
2001	2-1	2-1	4-2	2014	0-2	1-1	1-3
2002	2-1	1-2	3-3	2015	1-2	0-3	1-5
2003	3-0	1-2	4-2	2016	2-0	1-1	3-1
2004	1-2	2-1	3-3	2017	1-1	1-1	2-2
2005	3-0	2-1	5-1	2018	2-1	1-2	3-3
2006	2-1	0-3	2-4	2019	2-0	2-0	4-0
2007	3-0	2-1	5-1	2020	0-3	0-3	0-6
2008	2-1	1-2	3-3	TOTALS	40-25	30-35	70-60
2009	1-2	2-1	3-3				

WON-LOST RECORDS AT STADIUMS

Anaheim Stadium	0-2	.000	Dodger Stadium	30-35	.462
Angel Stadium	40-23	.635			
Most Runs, Game	By Angels — 13 (13-0, June 25, 2004 at Dodger Stadium) By Los Angeles — 16 (16-3, May 19, 2006 at Dodger Stadium)				
Widest Margin Victory	By Angels — 13 Runs (13-0, June 25, 2004 at Dodger Stadium) By Los Angeles — 13 Runs (16-3, May 19, 2006 at Dodger Stadium)				
Longest Winning Streak	By Angels — 6 (June 22, 2003-June 26, 2004) By Los Angeles — 8 (Aug. 5, 2014-Sept. 8, 2015)				
Attendance High	At Angel Stadium: 45,477, June 10, 2019 At Anaheim Stadium: 35,295, July 3, 1997 At Dodger Stadium: 56,000, June 15, 16 & 17, 2007				





ARIZONA DIAMONDBACKS

Chase Field
401 E. Jefferson Street
Phoenix, AZ 85004
(602) 462-6500
Seating Capacity: 48,633
2020 Record:
25-35 – 5th in N.L. West

Field Manager Torey Lovullo
Named: Nov. 4, 2016, replacing Chip Hale
Visiting Clubhouse Manager Bob Doty



CLUB DIRECTORY

Managing General Partner Ken Kendrick
President & CEO Derrick Hall
Executive Vice President & General Manager Mike Hazen
Senior VP & Assistant GM Amiel Sawdaye
Senior Director, Communications Casey Wilcox
Senior Dir., Team Travel & Home Clubhouse Manager Roger Riley

ALL-TIME SERIES RESULTS

(Angels Listed First)

Year	Home	Road	Totals	Year	Home	Road	Totals
1998	0-0	2-1	2-1	2012	2-1	0-0	2-1
1999	1-2	0-0	1-2	2015	1-1	1-1	2-2
2000	0-0	1-2	1-2	2018	1-1	0-2	1-3
2001	1-2	0-0	1-2	2020	1-2	0-0	1-2
2006	0-0	2-1	2-1	TOTALS	7-9	9-7	16-16
2009	0-0	3-0	3-0				



COLORADO ROCKIES

Coors Field
2001 Blake Street
Denver, CO 80205
(303) 292-0200
Seating Capacity: 50,144
2020 Record:
26-34 – 4th in N.L. West

Field Manager Bud Black
Named: Nov. 7, 2016, replacing Walt Weiss
Manager, Major League Clubhouse...Mike Pontarelli
Manager, Visiting Clubhouse Alan Bossart



CLUB DIRECTORY

Owner/Chairman & CEO Richard Monfort
Executive Vice President & General Manager Jeff Bridich
Vice President, Communications & Marketing Jill Campbell
Supervisor, Communications Cory Little
Sr. Director, Major League Operations Paul Egin

ALL-TIME SERIES RESULTS

(Angels Listed First)

Year	Home	Road	Totals	Year	Home	Road	Totals
1997	0-2	1-1	1-3	2010	2-1	0-0	2-1
1998	3-0	0-0	3-0	2012	0-0	3-0	3-0
1999	0-0	2-1	2-1	2015	2-0	2-0	4-0
2000	3-0	0-0	3-0	2018	1-1	1-1	2-2
2001	0-0	3-0	3-0	2020	0-0	2-1	2-1
2006	1-2	0-0	1-2	TOTALS	14-7	14-4	28-11
2009	2-1	0-0	2-1				





SAN DIEGO PADRES

PETCO Park
100 Park Boulevard
San Diego, CA 92101
(619) 795-5265
Seating Capacity: 40,019
2020 Record:
37-23 – 2nd in N.L. West

Field Manager Jayce Tingler
Named: Oct. 28, 2019, replacing Andy Green
Home Clubhouse Manager. TJ Laidlaw
Visiting Clubhouse Manager Spencer Dallin



CLUB DIRECTORY

Chairman. Peter Seidler
President, Baseball Operations & General Manager A.J. Preller
Director, Baseball Operations Nick Ennis
Vice President, Communications Craig Hughner
Senior Manager, Media Relations Darren Feeney

ALL-TIME SERIES RESULTS

(Angels Listed First)							
Year	Home	Road	Totals	Year	Home	Road	Totals
1997	1-1	1-1	2-2	2012	0-0	1-2	1-2
1998	0-0	1-2	1-2	2015	1-2	0-0	1-2
1999	0-3	0-0	0-3	2018	0-0	3-0	3-0
2000	0-0	2-1	2-1	2020	1-1	2-0	3-1
2001	2-1	0-0	2-1	TOTALS	9-10	10-6	19-16
2006	1-2	0-0	1-2				
2009	3-0	0-0	3-0				



SAN FRANCISCO GIANTS

Oracle Park
24 Willie Mays Plaza
San Francisco, CA 94107
(415) 972-2000
Seating Capacity: 41,331
2020 Record:
29-31 – 3rd in N.L. West

Field Manager Gabe Kapler
Named: Nov. 12, 2019, replacing Bruce Bochy
Manager, Home Clubhouse Brad Gremes
Manager, Visiting Clubhouse Gavin Cuddie



CLUB DIRECTORY

President & CEO Larry Baer
Executive Vice President Brian Sabean
President of Baseball Operations Farhan Zaidi
General Manager Scott Harris
Executive Vice President, Communications Staci Slaughter
Director, Team Travel & Clubhouse Operations. Abe Silvestri

ALL-TIME SERIES RESULTS

(Angels Listed First)							
Year	Home	Road	Totals	Year	Home	Road	Totals
1997	0-2	1-1	1-3	2012	2-1	0-0	2-1
1998	1-2	0-0	1-2	2015	0-0	0-3	0-3
1999	0-0	1-2	1-2	2018	1-2	0-0	1-2
2000	2-1	0-0	2-1	2020	1-1	0-2	1-3
2001	0-0	0-3	0-3	TOTALS	7-9	6-13	13-22
2006	0-0	1-2	1-2				
2009	0-0	3-0	3-0				





MLB WORLD SERIES CHAMPIONS

1903—Boston (A.L.)	1962—New York (A.L.)
1904—No Series Played	1963—Los Angeles (N.L.)
1905—New York (N.L.)	1964—St. Louis (N.L.)
1906—Chicago (A.L.)	1965—Los Angeles (N.L.)
1907—Chicago (N.L.)	1966—Baltimore (A.L.)
1908—Chicago (N.L.)	1967—St. Louis (N.L.)
1909—Pittsburgh (N.L.)	1968—Detroit (A.L.)
1910—Philadelphia (A.L.)	1969—New York (N.L.)
1911—Philadelphia (A.L.)	1970—Baltimore (A.L.)
1912—Boston (A.L.)	1971—Pittsburgh (N.L.)
1913—Philadelphia (A.L.)	1972—Oakland (A.L.)
1914—Boston (N.L.)	1973—Oakland (A.L.)
1915—Boston (A.L.)	1974—Oakland (A.L.)
1916—Boston (A.L.)	1975—Cincinnati (N.L.)
1917—Chicago (A.L.)	1976—Cincinnati (N.L.)
1918—Boston (A.L.)	1977—New York (A.L.)
1919—Cincinnati (N.L.)	1978—New York (A.L.)
1920—Cleveland (A.L.)	1979—Pittsburgh (N.L.)
1921—New York (N.L.)	1980—Philadelphia (N.L.)
1922—New York (N.L.)	1981—Los Angeles (N.L.)
1923—New York (A.L.)	1982—St. Louis (N.L.)
1924—Washington (A.L.)	1983—Baltimore (A.L.)
1925—Pittsburgh (N.L.)	1984—Detroit (A.L.)
1926—St. Louis (N.L.)	1985—Kansas City (A.L.)
1927—New York (A.L.)	1986—New York (N.L.)
1928—New York (A.L.)	1987—Minnesota (A.L.)
1929—Philadelphia (A.L.)	1988—Los Angeles (N.L.)
1930—Philadelphia (A.L.)	1989—Oakland (A.L.)
1931—St. Louis (N.L.)	1990—Cincinnati (N.L.)
1932—New York (A.L.)	1991—Minnesota (A.L.)
1933—New York (N.L.)	1992—Toronto (A.L.)
1934—St. Louis (N.L.)	1993—Toronto (A.L.)
1935—Detroit (A.L.)	1994—No Series Played
1936—New York (A.L.)	1995—Atlanta (N.L.)
1937—New York (A.L.)	1996—New York (A.L.)
1938—New York (A.L.)	1997—Florida (N.L.)
1939—New York (A.L.)	1998—New York (A.L.)
1940—Cincinnati (N.L.)	1999—New York (A.L.)
1941—New York (A.L.)	2000—New York (A.L.)
1942—St. Louis (N.L.)	2001—Arizona (N.L.)
1943—New York (A.L.)	2002—ANGELS (A.L.)
1944—St. Louis (N.L.)	2003—Florida (N.L.)
1945—Detroit (A.L.)	2004—Boston (A.L.)
1946—St. Louis (N.L.)	2005—Chicago (A.L.)
1947—New York (A.L.)	2006—St. Louis (N.L.)
1948—Cleveland (A.L.)	2007—Boston (A.L.)
1949—New York (A.L.)	2008—Philadelphia (N.L.)
1950—New York (A.L.)	2009—New York (A.L.)
1951—New York (A.L.)	2010—San Francisco (N.L.)
1952—New York (A.L.)	2011—St. Louis (N.L.)
1953—New York (A.L.)	2012—San Francisco (N.L.)
1954—New York (N.L.)	2013—Boston (A.L.)
1955—Brooklyn (N.L.)	2014—San Francisco (N.L.)
1956—New York (A.L.)	2015—Kansas City (A.L.)
1957—Milwaukee (N.L.)	2016—Chicago (N.L.)
1958—New York (A.L.)	2017—Houston (A.L.)
1959—Los Angeles (N.L.)	2018—Boston (A.L.)
1960—Pittsburgh (N.L.)	2019—Washington (N.L.)
1961—New York (A.L.)	2020—Los Angeles (N.L.)

MLB MOST VALUABLE PLAYER



AMERICAN LEAGUE

1931—Lefty Grove, Phi.
 1932—Jimmie Foxx, Phi.
 1933—Jimmie Foxx, Phi.
 1934—Mickey Cochrane, Det.
 1935—Hank Greenberg, Det.
 1936—Lou Gehrig, N.Y.
 1937—Charley Gehringer, Det.
 1938—Jimmie Foxx, Bos.
 1939—Joe DiMaggio, N.Y.
 1940—Hank Greenberg, Det.
 1941—Joe DiMaggio, N.Y.
 1942—Joe Gordon, N.Y.
 1943—Spud Chandler, N.Y.
 1944—Hal Newhouser, Det.
 1945—Hal Newhouser, Det.
 1946—Ted Williams, Bos.
 1947—Joe DiMaggio, N.Y.
 1948—Lou Boudreau, Cle.
 1949—Ted Williams, Bos.
 1950—Phil Rizzuto, N.Y.
 1951—Yogi Berra, N.Y.
 1952—Bobby Shantz, Phi.
 1953—Al Rosen, Cle.
 1954—Yogi Berra, N.Y.
 1955—Yogi Berra, N.Y.
 1956—Mickey Mantle, N.Y.
 1957—Mickey Mantle, N.Y.
 1958—Jackie Jensen, Bos.
 1959—Nellie Fox, Chi.
 1960—Roger Maris, N.Y.
 1961—Roger Maris, N.Y.
 1962—Mickey Mantle, N.Y.
 1963—Elston Howard, N.Y.
 1964—Brooks Robinson, Bal.
 1965—Zoilo Versalles, Min.
 1966—Frank Robinson, Bal.
 1967—Carl Yastrzemski, Bos.
 1968—Denny McLain, Det.
 1969—Harmon Killebrew, Min.
 1970—Boog Powell, Bal.
 1971—Vida Blue, Oak.
 1972—Dick Allen, Chi.
 1973—Reggie Jackson, Oak.
 1974—Jeff Burroughs, Tex.
 1975—Fred Lynn, Bos.
 1976—Thurman Munson, N.Y.
 1977—Rod Carew, Min.
 1978—Jim Rice, Bos.
1979—Don Baylor, Cal.
 1980—George Brett, K.C.
 1981—Rollie Fingers, Mil.
 1982—Robin Yount, Mil.
 1983—Cal Ripken, Jr., Bal.
 1984—Willie Hernandez, Det.
 1985—Don Mattingly, N.Y.
 1986—Roger Clemens, Bos.
 1987—George Bell, Tor.
 1988—Jose Canseco, Oak.
 1989—Robin Yount, Mil.
 1990—Rickey Henderson, Oak.

1991—Cal Ripken, Jr., Bal.
 1992—Dennis Eckersley, Oak.
 1993—Frank Thomas, Chi.
 1994—Frank Thomas, Chi.
 1995—Mo Vaughn, Bos.
 1996—Juan Gonzalez, Tex.
 1997—Ken Griffey Jr., Sea.
 1998—Juan Gonzalez, Tex.
 1999—Ivan Rodriguez, Tex.
 2000—Jason Giambi, Oak.
 2001—Ichiro Suzuki, Sea.
 2002—Miguel Tejada, Oak.
 2003—Alex Rodriguez, Tex.
2004—Vladimir Guerrero, Ana.
 2005—Alex Rodriguez, N.Y.
 2006—Justin Morneau, Min.
 2007—Alex Rodriguez, N.Y.
 2008—Dustin Pedroia, Bos.
 2009—Joe Mauer, Minn.
 2010—Josh Hamilton, Tex.
 2011—Justin Verlander, Det.
 2012—Miguel Cabrera, Det.
 2013—Miguel Cabrera, Det.
2014—Mike Trout, LAA
 2015—Josh Donaldson, Tor.
2016—Mike Trout, LAA
 2017—Jose Altuve, Hou.
 2018—Mookie Betts, Bos.
2019—Mike Trout, LAA
 2020—José Abreu, Chi.

NATIONAL LEAGUE

1931—Frank Frisch, StL.
 1932—Chuck Klein, Phi.
 1933—Carl Hubbell, N.Y.
 1934—Dizzy Dean, StL.
 1935—Gabby Hartnett, Chi.
 1936—Carl Hubbell, N.Y.
 1937—Joe Medwick, StL.
 1938—Ernie Lombardi, Cin.
 1939—Bucky Walters, Cin.
 1940—Frank McCormick, Cin.
 1941—Dolf Camilli, Bkn.
 1942—Mort Cooper, StL.
 1943—Stan Musial, StL.
 1944—Marty Marion, StL.
 1945—Phil Cavarretta, Chi.
 1946—Stan Musial, StL.
 1947—Bob Elliott, Bos.
 1948—Stan Musial, StL.
 1949—Jackie Robinson, Bkn.
 1950—Jim Konstanty, Phi.
 1951—Roy Campanella, Bkn.
 1952—Hank Sauer, Bkn.
 1953—Roy Campanella, Bkn.
 1954—Willie Mays, N.Y.
 1955—Roy Campanella, Bkn.
 1956—Don Newcombe, Bkn.
 1957—Hank Aaron, Mil.
 1958—Ernie Banks, Chi.
 1959—Ernie Banks, Chi.
 1960—Dick Groat, Pit.
 1961—Frank Robinson, Cin.
 1962—Maury Wills, L.A.
 1963—Sandy Koufax, L.A.
 1964—Ken Boyer, StL.
 1965—Willie Mays, S.F.
 1966—Robeto Clemente, Pit.
 1967—Orlando Cepeda, StL.
 1968—Bob Gibson, StL.
 1969—Willie McCovey, S.F.
 1970—Johnny Bench, Cin.
 1971—Joe Torre, Cin.
 1972—Johnny Bench, Cin.
 1973—Pete Rose, Cin.
 1974—Steve Garvey, L.A.
 1975—Joe Morgan, Cin.
 1976—Joe Morgan, Cin.
 1977—George Foster, Cin.
 1978—Dave Parker, Pit.
 1979—Keith Hernandez, StL.
 & Willie Stargell, Pit.
 1980—Mike Schmidt, Phi.
 1981—Mike Schmidt, Phi.
 1982—Dale Murphy, Atl.
 1983—Dale Murphy, Atl.
 1984—Ryne Sandberg, Chi.
 1985—Willie McGee, StL.
 1986—Mike Schmidt, Phi.
 1987—Andre Dawson, Chi.
 1988—Kirk Gibson, L.A.
 1989—Kevin Mitchell, S.F.

1990—Barry Bonds, Pit.
 1991—Terry Pendleton, Atl.
 1992—Barry Bonds, Pit.
 1993—Barry Bonds, S.F.
 1994—Jeff Bagwell, Hou.
 1995—Barry Larkin, Cin.
 1996—Ken Caminiti, S.D.
 1997—Larry Walker, Col.
 1998—Sammy Sosa, Chi.
 1999—Chipper Jones, Atl.
 2000—Jeff Kent, S.F.
 2001—Barry Bonds, S.F.
 2002—Barry Bonds, S.F.
 2003—Barry Bonds, S.F.
 2004—Barry Bonds, S.F.
 2005—Albert Pujols, StL.
 2006—Ryan Howard, Phi.
 2007—Jimmy Rollins, Phi.
 2008—Albert Pujols, StL.
 2009—Albert Pujols, StL.
 2010—Joey Votto, Cin.
 2011—Ryan Braun, Mil.
 2012—Buster Posey, S.F.
 2013—Andrew McCutchen, Pit.
 2014—Clayton Kershaw, L.A.
 2015—Bryce Harper, Was.
 2016—Kris Bryant, Chi.
 2017—Giancarlo Stanton, Mil.
 2018—Christian Yelich, Mil.
 2019—Cody Bellinger, L.A.
 2020—Freddie Freeman, Atl.





MLB CY YOUNG MEMORIAL AWARD

AMERICAN LEAGUE

1958—Bob Turley, N.Y.
 1959—Early Wynn, Chi. ★
 1961—Whitey Ford, N.Y. ★
 1964—Dean Chance, L.A. ★
 1967—Jim Lonborg, Bos.
 1968—Denny McLain, Det.
 1969—Mike Cuellar, Bal.
 & Denny McLain, Det.
 1970—Jim Perry, Min.
 1971—Vida Blue, Oak.
 1972—Gaylord Perry, Cle.
 1973—Jim Palmer, Bal.
 1974—Jim Hunter, Oak.
 1975—Jim Palmer, Bal.
 1976—Jim Palmer, Bal.
 1977—Sparky Lyle, N.Y.
 1978—Ron Guidry, N.Y.
 1979—Mike Flanagan, Bal.
 1980—Steve Stone, Bal.
 1981—Rollie Fingers, Mil.
 1982—Pete Vuckovich, Mil.
 1983—LaMarr Hoyt, Chi.
 1984—Willie Hernandez, Det.
 1985—Bret Saberhagen, K.C.
 1986—Roger Clemens, Bos.
 1987—Roger Clemens, Bos.
 1988—Frank Viola, Min.
 1989—Bret Saberhagen, K.C.
 1990—Bob Welch, Oak.
 1991—Roger Clemens, Bos.
 1992—Dennis Eckersley, Oak.
 1993—Jack McDowell, Chi.
 1994—David Cone, K.C.
 1995—Randy Johnson, Sea.

1996—Pat Hentgen, Tor.
 1997—Roger Clemens, Tor.
 1998—Roger Clemens, Tor.
 1999—Pedro Martinez, Bos.
 2000—Pedro Martinez, Bos.
 2001—Roger Clemens, N.Y.
 2002—Barry Zito, Oak.
 2003—Roy Halladay, Tor.
 2004—Johan Santana, Min.
 2005—Bartolo Colon, LAA
 2006—Johan Santana, Min.
 2007—C.C. Sabathia, Cle.
 2008—Cliff Lee, Cle.
 2009—Zack Greinke, K.C.
 2010—Felix Hernandez, Sea.
 2011—Justin Verlander, Det.
 2012—David Price, T.B.
 2013—Max Scherzer, Det.
 2014—Corey Kluber, Cle.
 2015—Dallas Keuchel, Hou.
 2016—Rick Porcello, Hou.
 2017—Corey Kluber, Cle.
 2018—Blake Snell, T.B.
 2019—Justin Verlander, Hou.
 2020—Shane Bieber, Cle.

NATIONAL LEAGUE

1956—Don Newcombe, Bkn. ★
 1957—Warren Spahn, Mil. ★
 1960—Vernon Law, Pit. ★
 1962—Don Drysdale, L.A. ★
 1963—Sandy Koufax, L.A. ★
 1965—Sandy Koufax, L.A. ★
 1966—Sandy Koufax, L.A. ★
 1967—Mike McCormick, S.F.
 1968—Bob Gibson, STL.
 1969—Tom Seaver, N.Y.
 1970—Bob Gibson, STL.
 1971—Fergie Jenkins, Chi.
 1972—Steve Carlton, Phi.
 1973—Tom Seaver, N.Y.
 1974—Mike Marshall, L.A.
 1975—Tom Seaver, N.Y.
 1976—Randy Jones, S.D.
 1977—Steve Carlton, Phi.
 1978—Gaylord Perry, S.D.
 1979—Bruce Sutter, Chi.
 1980—Steve Carlton, Phi.
 1981—Fernando Valenzuela, L.A.
 1982—Steve Carlton, Phi.
 1983—John Denny, Phi.
 1984—Rick Sutcliffe, Chi.
 1985—Dwight Gooden, N.Y.
 1986—Mike Scott, Hou.
 1987—Steve Bedrosian, Phi.
 1988—Orel Hershiser, L.A.
 1989—Mark Davis, S.D.
 1990—Doug Drabek, Pit.
 1991—Tom Glavine, Atl.
 1992—Greg Maddux, Chi.
 1993—Greg Maddux, Atl.

1994—Greg Maddux, Atl.
 1995—Greg Maddux, Atl.
 1996—John Smoltz, Atl.
 1997—Pedro Martinez, Mon.
 1998—Tom Glavine, Atl.
 1999—Randy Johnson, Ari.
 2000—Randy Johnson, Ari.
 2001—Randy Johnson, Ari.
 2002—Randy Johnson, Ari.
 2003—Eric Gagne, L.A.
 2004—Roger Clemens, Hou.
 2005—Chris Carpenter, STL.
 2006—Brandon Webb, Ari.
 2007—Jake Peavy, S.D.
 2008—Tim Lincecum, S.F.
 2009—Tim Lincecum, S.F.
 2010—Roy Halladay, Phi.
 2011—Clayton Kershaw, L.A.
 2012—R.A. Dickey, N.Y.
 2013—Clayton Kershaw, L.A.
 2014—Clayton Kershaw, L.A.
 2015—Jake Arrieta, Chi.
 2016—Max Scherzer, Was.
 2017—Max Scherzer, Was.
 2018—Jacob deGrom, N.Y.
 2019—Jacob deGrom, N.Y.
 2020—Trevor Bauer, Cin.

★ Combined Selection

ANGELS WALK-OFF HOME RUNS SINCE 2000

Date	Opp.	Inn.	Player
04/29/2000	TB	13	Tim Salmon
05/14/2000	TEX	9	Scott Spiezio
06/25/2000	MIN	11	Darin Erstad
07/31/2000	DET	9	Scott Spiezio
04/13/2001	SEA	9	Garret Anderson
06/17/2001	LAD	9	Troy Glaus
04/28/2002	TOR	14	David Eckstein (Grand Slam)
05/08/2002	DET	9	Troy Glaus
05/25/2002	MIN	13	Tim Salmon
06/05/2002	TEX	10	Troy Glaus
09/16/2003	OAK	9	Scott Spiezio
09/23/2003	SEA	11	Tim Salmon
07/31/2004	SEA	11	Jose Guillen
08/29/2004	MIN	9	Adam Kennedy
04/21/2005	CLE	10	Orlando Cabrera
05/27/2005	KC	10	Dallas McPherson
06/18/2005	FLA	10	Vladimir Guerrero
09/05/2006	BAL	10	Adam Kennedy
06/03/2007	BAL	9	Vladimir Guerrero
04/07/2008	CLE	9	Torii Hunter (Grand Slam)
09/12/2008	SEA	9	Mike Napoli
05/29/2010	SEA	10	Kendrys Morales (Grand Slam)
05/30/2010	SEA	9	Howie Kendrick
08/11/2010	KC	10	Bobby Abreu

Date	Opp.	Inn.	Player
09/10/2010	SEA	14	Bobby Abreu
07/08/2011	SEA	9	Mark Trumbo
08/18/2011	TEX	9	Mark Trumbo
05/28/2012	NYG	9	Mark Trumbo
04/21/2013	DET	13	Mark Trumbo
04/23/2013	TEX	11	Howie Kendrick
07/06/2013	BOS	11	Josh Hamilton
08/17/2013	HOU	10	Josh Hamilton
04/16/2014	OAK	12	Chris Iannetta
05/15/2014	TB	9	Mike Trout
06/10/2014	OAK	14	Collin Cowgill
07/04/2014	HOU	9	Mike Trout
08/09/2014	BOS	19	Albert Pujols
05/05/2015	SEA	9	Carlos Perez
07/17/2015	BOS	9	Mike Trout
09/26/2015	SEA	9	David Freese
05/31/2016	DET	9	C.J. Cron
08/03/2016	OAK	9	Albert Pujols
04/04/2018	CLE	13	Zack Cozart
07/27/2018	SEA	10	Kole Calhoun
09/24/2018	TEX	11	Jose Briceño
09/30/2018	OAK	9	Taylor Ward
07/28/2019	BAL	9	Matt Thaiss
08/17/2020	SF	9	Tommy La Stella



MLB ROOKIE OF THE YEAR



AMERICAN LEAGUE

1949—Roy Sievers, StL.
1950—Walt Dropo, Bos.
1951—Gil McDougald, N.Y.
1952—Harry Byrd, Phi.
1953—Harvey Kuenn, Det.
1954—Bob Grim, N.Y.
1955—Herb Score, Chi.
1956—Luis Aparicio, Cle.
1957—Tony Kubek, N.Y.
1958—Albie Pearson, Was.
1959—Bob Allison, Was.
1960—Ron Hansen, Bal.
1961—Don Schwall, Bos.
1962—Tom Tresh, N.Y.
1963—Gary Peters, Chi.
1964—Tony Oliva, Min.
1965—Curt Blefary, Bal.
1966—Tommie Agee, Chi.
1967—Rod Carew, Min.
1968—Stan Bahnsen, N.Y.
1969—Lou Piniella, K.C.
1970—Thurman Munson, N.Y.
1971—Chris Chambliss, Cle.
1972—Carlton Fisk, Bos.
1973—Al Bumbry, Bal.
1974—Mike Hargrove, Tex.
1975—Fred Lynn, Bos.
1976—Mark Fidrych, Det.
1977—Eddie Murray, Bal.
1978—Lou Whitaker, Det.

1979—John Castino, Min.
Alfredo Griffin, Tor.
1980—Joe Charboneau, Cle.
1981—Dave Righetti, N.Y.
1982—Cal Ripken, Jr., Bal.
1983—Ron Kittle, Chi.
1984—Alvin Davis, Sea.
1985—Ozzie Guillen, Chi.
1986—Jose Canseco, Oak.
1987—Mark McGwire, Oak.
1988—Walt Weiss, Oak.
1989—Gregg Olson, Bal.
1990—Sandy Alomar, Jr., Cle.
1991—Chuck Knoblauch, Min.
1992—Pat Listach, Mil.
1993—Tim Salmon, Cal.
1994—Bob Hamelin, K.C.
1995—Marty Cordova, Min.
1996—Derek Jeter, N.Y.
1997—Nomar Garciaparra, Bos.
1998—Ben Grieve, Oak.
1999—Carlos Beltran, K.C.
2000—Kazuhiko Sasaki, Sea.
2001—Ichiro Suzuki, Sea.
2002—Eric Hinske, Tor.
2003—Angel Berroa, K.C.
2004—Bobby Crosby, Oak.
2005—Huston Street, Oak.
2006—Justin Verlander, Det.
2007—Dustin Pedroia, Bos.

2008—Evan Longoria, T.B.
2009—Andrew Bailey, Oak.
2010—Neftali Feliz, Tex.
2011—Jeremy Hellickson, T.B.
2012—Mike Trout, LAA
2013—Wil Myers, T.B.
2014—Jose Abreu, Chi.
2015—Carlos Correa, Hou.
2016—Michael Fulmer, Det.
2017—Aaron Judge, N.Y.
2018—Shohei Ohtani, LAA
2019—Yordan Alvarez, Hou.
2020—Kyle Lewis, Sea.

NATIONAL LEAGUE

1947—Jackie Robinson, Bkn.★
1948—Alvin Dark, Bos.★
1949—Don Newcombe, Bkn.
1950—Sam Jethroe, Bos.
1951—Willie Mays, N.Y.
1952—Joe Black, Bkn.
1953—Jim Gilliam, Bkn.
1954—Wally Moon, StL.
1955—Bill Virdon, StL.
1956—Frank Robinson, Cin.
1957—Jack Sanford, Phi.
1958—Orlando Cepeda, S.F.
1959—Willie McCovey, S.F.
1960—Frank Howard, L.A.
1961—Billy Williams, Chi.
1962—Ken Hubbs, Chi.
1963—Pete Rose, Cin.
1964—Dick Allen, Phi.
1965—Jim Lefebvre, L.A.
1966—Tommy Helms, Cin.
1967—Tom Seaver, N.Y.
1968—Johnny Bench, Cin.
1969—Ted Sizemore, L.A.
1970—Carl Morton, Mon.
1971—Earl Williams, Atl.
1972—Jon Matlack, N.Y.
1973—Gary Matthews, S.F.
1974—Bake McBride, StL.
1975—John Montefusco, S.F.
1976—Butch Metzger, S.D.
Pat Zachry, Cin.
1977—Andre Dawson, Mon.

1978—Bob Horner, Atl.
1979—Rick Sutcliffe, L.A.
1980—Steve Howe, L.A.
1981—Fernando Valenzuela, L.A.
1982—Steve Sax, L.A.
1983—Darryl Strawberry, N.Y.
1984—Dwight Gooden, N.Y.
1985—Vince Coleman, StL.
1986—Todd Worrell, StL.
1987—Benito Santiago, S.D.
1988—Chris Sabo, Cin.
1989—Jerome Walton, Chi.
1990—Dave Justice, Atl.
1991—Jeff Bagwell, Hou.
1992—Eric Karros, L.A.
1993—Mike Piazza, L.A.
1994—Raul Mondesi, L.A.
1995—Hideo Nomo, L.A.
1996—Todd Hollandsworth, L.A.
1997—Scott Rolen, Phi.
1998—Kerry Wood, Chi.
1999—Scott Williamson, Cin.
2000—Rafael Furcal, Atl.
2001—Albert Pujols, StL.
2002—Jason Jennings, Col.
2003—Dontrelle Willis, Fla.
2004—Jason Bay, Pit.
2005—Ryan Howard, Phi.
2006—Hanley Ramirez, Fla.
2007—Ryan Braun, Mil.
2008—Geovany Soto, Chi.
2009—Chris Coghlan, Fla.

2010—Buster Posey, S.F.
2011—Craig Kimbrel, Atl.
2012—Bryce Harper, Was.
2013—Jose Fernandez, Mia.
2014—Jacob deGrom, N.Y.
2015—Kris Bryant, Chi.
2016—Corey Seager, L.A.
2017—Cody Bellinger, L.A.
2018—Ronald Acuña Jr., Atl.
2019—Pete Alonso, N.Y.
2020—Devin Williams, Mil.

★ Combined Selection





SPRING TRAINING





SPRING TRAINING

TEMPE DIABLO STADIUM



The Angels will hold Spring Training for the 29th consecutive season (since 1993) in Tempe, AZ, where the Club plays home games at Tempe Diablo Stadium.

Tempe Diablo Stadium is now the oldest active ballpark in the Cactus League after Oakland moved out of Phoenix Municipal Stadium (1964) following the 2014 season.

The Halos initially signed a 25-year lease (including two five-year options) with the city of Tempe on July 25, 1991, making Tempe Diablo Stadium their Spring Training facility until 2017. On November 8, 2004, the Angels and the city agreed to an extended lease through the year 2025. As part of the new lease agreement, the complex was expanded and renovated to include the Club's minor league spring operations, a project that was completed in time for the 2006 Spring Training. Additional improvements completed in the renovation included: practice fields expanded and constructed to create four additional lighted ball fields; refurbished clubhouses and expanded dugouts; new state-of-the-art seating and a new sound system.

Tempe Diablo Stadium, which is owned and operated by the City of Tempe Parks and Recreation Department, previously housed the Seattle Pilots/Milwaukee Brewers (1969-71) and Seattle Mariners (1977-92).

In 1992, the stadium was completely rebuilt and renovated with the combined efforts of HOK Sports Facilities Group and the Angels. Groundbreaking for the stadium took place, Apr. 22, 1992 with an estimated cost of \$5.8 million to complete. Two-thirds of the funding was provided by Maricopa County and one-third by the city of Tempe. All revenues from food and beverage concessions, parking, souvenirs and in-stadium advertising are shared equally by the City of Tempe and the Angels, while the city receives 20% of revenues from ticket sales.

Dedication ceremonies for Tempe Diablo Stadium took place Feb. 27, 1993, with the Angels playing their first spring home game, Mar. 7, 1993 against Oakland.

The new Tempe Diablo Stadium complex includes six-and-a-half practice fields in addition to the main stadium, which was dedicated as Gene Autry Field in 1999 in honor of the former Angels owner who passed away after the 1998 season.

TEMPE DIABLO FACTS & FIGURES

Address (MLB): 2200 W. Alameda, Tempe, AZ 85282

Address (Minors): 2225 W. Westcourt Way, Tempe, AZ 85282

Owners: City of Tempe Parks and Recreation Department

Tenant: Los Angeles Angels

Architect: DLR Group (2006 renovation)/HOK Sports (1992)

Builder: Moline Construction (2006)/Weitz Company (1992)

Cost: 20 million (2006 est.)/5.8 million (1992 est.)

Groundbreaking Dates: Apr. 13, 2005/Apr. 22, 1992

Stadium Area: 75 acres

Parking Facilities: East and West parking lots with nearly 1,350 paved parking spaces; one disabled accessible entry ramp, field and service access.

Seating Capacity: 9,708

3,110: Field Box Seats

3,013: Field MVP Seats

291: Home Plate MVP

41: Suites

503: Grandstand seats

2,600: Lawn seats (estimate)

150: Bud Patio Pavilion

FAN ACCOMMODATIONS

(All with disabled access)

3 Women's Restrooms	1 Guest Services Office
3 Men's Restrooms	1 First Aid Station
1 Family Restroom	1 Box Office
5 Concession Stands	8 Ticket Windows
1 Walk-In Team Store	2 Picnic Areas

DIMENSIONS

Left Field Line	340'
Right Field Line	360'
Power Alleys	400'
Center	420'
<i>Fence height is eight feet and playing turf is bermuda</i>	

SPRING TRAINING

TEMPE DIABLO STADIUM



ANGELS SPRING TRAINING SITES

Beginning in 1961, the Angels played their Spring Training contests at Angels Stadium in Palm Springs (Coachella Valley). The facility was formerly called the Polo Grounds until switching its name in 1964.

On Dec. 19, 1965, the Angels signed an agreement to also hold Spring Training in Holtville, CA, located approximately 10 miles east of El Centro. The Club annually spent 10 days to two weeks at the four-diamond complex from 1966 through 1979, before returning on a full-time basis to Palm Springs in 1980.

In 1982 and 1983, the Angels divided spring headquarters between Casa Grande, AZ and Palm Springs.

On Apr. 1, 1992, the Halos defeated San Diego, 3-1 at Angels Stadium in the final exhibition game of Spring Training. The contest was historic in that it marked the final Spring Training game for the Angels in Palm Springs, CA, their Cactus League home for 32 years.

1961-65 Palm Springs, CA
 1966-79 Holtville, CA/ Palm Springs, CA
 1980-81 Palm Springs, CA

1982-83 Casa Grande, AZ/Palm Springs, CA
 1984-92 Mesa, AZ/Palm Springs, CA
 1993-Present Tempe, AZ



Hall-of-Famers Don Drysdale and Dick Enberg broadcasting the game from atop the press box in Palm Springs



Nolan Ryan at Spring Training in Palm Springs

SPRING TRAINING



SPRING TRAINING ANGELS INFORMATION

MAJOR LEAGUE CAMP


Tempe Diablo Stadium
2200 West Alameda Drive
Tempe, AZ 85282
(480) 350-5205 (Main Info. Line)
(480) 350-5265 (Stadium Manager)
(480) 858-7573 (Press Box)
@diablostadium

MINOR LEAGUE CAMP

Tempe Diablo Minor League Complex
2225 W. Westcourt Way
Tempe, AZ 85282
(480) 858-7558

TEMPE DIABLO STADIUM AND MINOR LEAGUE COMPLEX STAFF

Jerry Hall..... Tempe Diablo Stadium Manager
Mike Clark..... Public Works Supervisor (Groundscrew lead)
Louie Raya Minor League Equipment Manager
Scott Newman, Nick Camacho Assistants, Clubhouse
Janelle Wakefield..... Spring Training Receptionist



FRED HANEY MEMORIAL AWARD

Awarded to the outstanding Angels rookie(s) during Spring Training.

1980 — Alfredo Martinez
1981 — Mike Witt
1982 — Angel Moreno
1983 — Mike Brown
1984 — Ron Romanick
1985 — Pat Clements, Jack Howell, Wally Joyner
1986 — Wally Joyner
1987 — Devon White
1988 — Frank DiMichele
1989 — Dante Bichette
1990 — John Orton
1991 — Bobby Rose
1992 — Chad Curtis
1993 — Darryl Scott
1994 — Jim Edmonds
1995 — No recipient due to strike
1996 — George Arias
1997 — Jason Dickson
1998 — Troy Glaus
1999 — Mike Fyhrie & Keith Luuloa
2000 — Bengie Molina

2001 — David Eckstein
2002 — Gary Johnson
2003 — Dusty Bergman
2004 — Brian Specht
2005 — Maicer Izturis
2006 — Kendrys Morales
2007 — Nick Gorneault
2008 — Darren O'Day
2009 — Matt Brown
2010 — Michael Kohn
2011 — Mark Trumbo
2012 — Kole Calhoun
2013 — Luis Jimenez
2014 — Matt Long
2015 — Drew Rucinski
2016 — Rafael Ortega
2017 — Nolan Fontana
2018 — David Fletcher
2019 — Matt Thaiss
2020 — No recipient due to COVID-19

SPRING TRAINING 2021 SCHEDULE



DAY	DATE	OPPONENT	LOCATION	TIME
2/27	Sat.	San Francisco	Scottsdale	12:05 PM
2/28	Sun.	Chicago (A.L.)	Tempe Diablo Stadium	12:10 PM
3/1	Mon.	Seattle	Peoria	12:10 PM
3/2	Tues.	Colorado	Tempe Diablo Stadium	12:10 PM
3/3	Wed.	Chicago (N.L.)	Tempe Diablo Stadium	12:10 PM
3/4	Thurs.	Arizona	Scottsdale	12:10 PM
3/5	Fri.	San Diego	Tempe Diablo Stadium	12:10 PM
3/6	Sat.	Cincinnati	Goodyear	12:05 PM
3/7	Sun.	San Francisco	Tempe Diablo Stadium	12:10 PM
3/8 (ss)	Mon.	Oakland	Tempe Diablo Stadium	12:10 PM
		San Diego	Peoria	12:10 PM
3/9	Tue.	OFF DAY		
3/10	Wed.	Arizona	Tempe Diablo Stadium	12:10 PM
3/11	Thurs.	Los Angeles (N.L.)	Glendale	5:05 PM
3/12	Fri.	Milwaukee	Tempe Diablo Stadium	12:10 PM
3/13 (ss)	Sat.	Seattle	Tempe Diablo Stadium	12:10 PM
		Cleveland	Goodyear	12:05 PM
3/14	Sun.	Oakland	Mesa	1:05 PM
3/15	Mon.	Chicago (A.L.)	Glendale	1:05 PM
3/16	Tues.	Texas	Tempe Diablo Stadium	1:10 PM
3/17	Wed.	Kansas City	Surprise	1:05 PM
3/18	Thurs.	OFF DAY		
3/19 (ss)	Fri.	Cleveland	Tempe Diablo Stadium	1:10 PM
		Milwaukee	Maryvale	1:10 PM
3/20	Sat.	Oakland	Tempe Diablo Stadium	1:10 PM
3/21	Sun.	Chicago (N.L.)	Mesa	1:05 PM
3/22	Mon.	Texas	Surprise	6:05 PM
3/23	Tues.	Los Angeles (N.L.)	Tempe Diablo Stadium	1:10 PM
3/24 (ss)	Wed.	Kansas City	Tempe Diablo Stadium	1:10 PM
		Colorado	Scottsdale	1:10 PM
3/25	Thurs.	Chicago (A.L.)	Glendale	1:05 PM
3/26	Fri.	Cincinnati	Tempe Diablo Stadium	12:10 PM
3/27	Sat.	OFF DAY		
3/28	Sun.	Los Angeles (N.L.)	Angel Stadium	TBD
3/29	Mon.	Los Angeles (N.L.)	Dodger Stadium	7:10 PM
3/30	Tues.	Los Angeles (N.L.)	Dodger Stadium	7:10 PM

All Times are Pacific Time
Red Indicates Home Game
Game Times Subject to Change





SPRING TRAINING 2020 STATS

Player	Team	B	AVG	G	AB	R	H	TB	2B	3B	HR	RBI	BB	IBB	SO	SB	CS	OBP	SLG	OPS	PA	SAC	SF	HBP	GDP	E
Acosta, V	LAA	R	.400	10	5	4	6	2	0	0	0	2	2	0	0	0	0	.500	.600	1.100	12	0	0	0	0	
Adams, J	LAA	R	.095	12	21	2	2	3	1	0	0	2	2	0	9	0	1	.174	.143	.317	23	0	0	0	2	
Adell, J	LAA	R	.269	10	26	2	7	9	2	0	0	2	0	0	13	1	1	.296	.346	.642	27	0	0	1	0	
Alcántara, A	LAA	S	.357	12	28	5	10	17	1	0	2	4	1	0	8	1	0	.379	.607	.986	29	0	0	0	1	
Aviles Jr., L	LAA	R	.500	6	6	0	3	4	1	0	0	0	2	0	2	0	0	.625	.667	1.292	8	0	0	0	1	
Bembboom, A	LAA	L	.211	10	19	2	4	7	0	0	1	2	1	0	3	1	1	.250	.368	.618	20	0	0	0	1	
Briceno, J	LAA	R	.333	3	3	0	1	1	0	0	0	0	0	0	1	1	0	.333	.333	.667	3	0	0	0	0	
Castro, J	LAA	L	.269	11	26	4	7	12	2	0	1	6	1	0	12	0	0	.321	.462	.783	28	0	0	1	0	
Curlletta, J	LAA	R	.200	7	10	3	2	5	0	0	1	1	1	0	7	0	0	.273	.500	.773	11	0	0	0	1	
Fletcher, D	LAA	R	.286	13	28	3	8	11	3	0	0	2	5	0	3	2	0	.394	.393	.787	33	0	0	0	1	
Goodwin, B	LAA	L	.212	13	33	3	7	13	3	0	1	4	4	0	14	0	0	.297	.350	.691	37	0	0	0	1	
Hernandez, M	LAA	R	.417	11	24	3	10	18	2	0	2	7	0	0	9	2	0	.462	.750	1.212	26	0	0	2	0	
Hunter Jr., T	LAA	R	.000	2	2	0	0	0	0	0	0	0	0	0	1	0	0	.000	.000	.000	2	0	0	0	0	
Jackson, J	LAA	R	.400	4	5	2	2	2	0	0	0	1	0	0	2	0	0	.400	.400	.800	5	0	0	0	0	
Jones, J	LAA	R	.208	11	24	4	5	9	1	0	1	2	0	0	9	0	0	.208	.375	.583	24	0	0	0	0	
Justus, C	LAA	R	.600	4	5	2	3	3	0	0	0	3	0	0	1	0	0	.500	.600	1.100	6	1	0	0	0	
Knowles, D	LAA	S	.154	8	13	0	2	2	0	0	0	0	0	0	5	0	0	.154	.154	.308	13	0	0	0	0	
Kruger, J	LAA	R	.231	9	13	3	3	3	0	0	0	1	0	0	2	0	0	.214	.231	.445	14	0	0	1	0	
La Stella, T	LAA	L	.172	11	29	4	5	12	1	0	2	5	2	0	1	0	0	.226	.414	.640	32	0	0	0	1	
Lund, B	LAA	L	.308	8	13	2	4	8	1	0	1	3	2	0	5	0	0	.400	.615	1.015	15	0	0	0	0	
Maitan, K	LAA	S	.250	6	8	2	2	3	1	0	0	1	1	0	3	0	0	.333	.375	.708	9	0	0	0	0	
Marsh, B	LAA	L	.000	4	3	1	0	0	0	0	0	0	2	0	3	1	0	.000	.000	.000	4	0	0	0	0	
Martinez, O	LAA	R	.100	9	10	3	1	4	0	0	1	1	2	0	4	0	0	.250	.400	.650	12	0	0	0	0	
Morgan, G	LAA	R	.091	11	11	4	2	1	4	0	1	2	2	0	6	0	0	.286	.649	.935	14	0	0	1	1	
Ohtani, S	LAA	L	.125	11	24	1	3	3	0	0	0	1	4	0	14	0	0	.276	.125	.401	29	0	0	1	0	
Paris, K	LAA	R	.333	3	3	0	1	1	0	0	0	1	1	0	1	0	0	.500	.333	.833	4	0	0	0	0	
Peterson, D	LAA	R	.600	4	5	1	3	5	2	0	0	0	0	0	1	0	0	.600	1.000	1.600	5	0	0	0	0	
Piña, K	LAA	R	.125	4	8	0	1	1	0	0	0	2	1	0	0	0	0	.222	.125	.347	9	0	0	0	0	
Pujols, A	LAA	R	.185	10	27	2	5	9	1	0	1	4	0	0	4	0	0	.185	.333	.518	27	0	0	0	3	
Rendon, A	LAA	R	.353	8	17	4	6	9	0	0	1	4	2	0	1	0	0	.450	.529	.979	20	0	0	1	2	
Renflico, L	LAA	S	.240	11	25	3	6	7	1	0	0	1	4	0	3	1	0	.333	.280	.613	31	1	0	0	1	
Rivas, L	LAA	S	.000	5	7	1	0	0	0	0	0	0	2	0	2	0	0	.222	.000	.222	9	0	0	0	0	
Rojas, J	LAA	L	.217	12	23	2	5	7	2	0	0	0	0	0	5	0	0	.250	.304	.554	24	0	0	1	0	
Salcedo, E	LAA	S	.100	7	10	2	1	2	1	0	0	0	0	0	1	0	0	.100	.200	.300	10	0	0	0	1	
Simmons, A	LAA	R	.226	13	31	6	7	14	4	0	1	3	3	0	1	2	0	.294	.452	.746	34	0	0	0	0	
Soto, E	LAA	R	.176	13	17	2	3	4	1	0	0	0	2	0	3	0	0	.263	.235	.498	19	0	0	0	0	
Soto, L	LAA	R	.333	7	6	2	2	5	0	0	1	4	0	0	0	0	0	.333	.663	1.167	6	0	0	0	0	
Stassi, M	LAA	R	.267	8	15	1	4	5	1	0	0	1	2	0	3	0	0	.389	.333	.722	18	0	0	1	0	
Stefanic, M	LAA	R	.000	1	0	0	0	0	0	0	0	0	1	0	0	0	0	.000	.000	.000	2	0	0	1	0	
Thaiss, M	LAA	L	.250	13	32	5	8	13	0	1	1	5	2	0	5	1	0	.294	.406	.700	34	0	0	0	0	
Torres, F	LAA	R	.250	5	8	0	2	3	1	0	0	2	0	0	3	0	0	.250	.375	.625	8	0	0	0	1	
Trout, M	LAA	R	.240	12	25	5	6	10	1	0	1	3	6	0	8	0	0	.424	.400	.824	33	0	0	2	0	
Upton, J	LAA	R	.231	12	26	4	6	11	2	0	1	5	4	0	8	0	0	.323	.423	.746	32	0	0	1	0	
Walsh, J	LAA	L	.217	14	23	4	5	9	1	0	1	1	3	0	9	0	0	.357	.391	.748	28	0	0	2	0	
Ward, T	LAA	R	.300	13	30	3	9	15	1	1	1	4	3	0	6	1	0	.364	.500	.864	33	0	0	0	2	
Way, B	LAA	L	.000	1	1	0	0	0	0	0	0	0	1	0	1	0	0	.500	.000	.500	2	0	0	0	0	
Wenson, H	LAA	R	.000	4	6	1	0	0	0	0	0	0	1	0	4	0	0	.143	.000	.143	7	0	0	0	1	
Zimmerman, J	LAA	R	.000	2	2	0	0	0	0	0	0	0	0	0	2	0	0	.000	.000	.000	2	0	0	0	0	
LAA			.238	22	741	107	176	289	40	2	23	90	72	0	211	15	5	.315	.390	.705	834	1	4	14	14	15

Player	Team	T	W	L	ERA	G	GS	CG	SHO	GF	HLD	SV	SVO	IP	H	R	ER	HR	HB	BB	IBB	SO	AVG	WP	BK	GDP	TBF	
Anderson, J	LAA	R	0	0	0.00	1	0	0	0	0	0	0	0	0.1	0	0	0	0	0	0	0	0	0	0.000	0	0	2	41
Andriese, M	LAA	R	0	0	0.82	4	0	0	0	0	0	0	0	11.0	10	1	1	1	0	1	0	0	7	.250	0	0	2	41
Ball, M	LAA	R	0	0	18.69	3	0	0	0	0	1	0	1	4.1	7	9	9	1	1	6	0	3	3	.368	0	1	0	27
Bard, L	LAA	R	0	0	2.25	4	0	0	0	0	1	0	0	4.0	2	1	1	0	0	2	0	3	1	.154	0	0	1	15
Barnes, J	LAA	R	0	0	1.50	6	0	0	0	2	1	0	0	6.0	5	1	1	1	0	1	0	0	7	.217	0	0	0	24
Barria, J	LAA	R	0	1	5.65	5	1	0	0	1	0	0	0	14.1	16	9	9	4	0	4	0	10	0	.286	1	0	1	60
Bates, N	LAA	R	0	1	13.50	1	0	0	0	1	0	0	0	0.2	0	1	1	0	0	1	0	0	0	.000	1	0	0	3
Bedrosian, C	LAA	R	0	1	18.90	4	0	0	0	0	0	2	3.1	6	8	7	1	0	5	0	3	3	3	.375	1	0	0	21
Buchter, R	LAA	L	0	0	0.00	6	0	0	0	0	0	0	0	6.0	3	0	0	0	0	3	0	7	0	.150	1	0	23	
Bundy, D	LAA	R	3	1	1.59	4	4	0	0	0	0	0	0	11.1	4	2	2	1	1	0	16	108	1	0	0	39		
Buttrey, T	LAA	R	0	0	0.00	2	0	0	0	1	0	1	2	2.0	3	0	0	0	0	0	0	0	0	.429	0	0	1	7
Canning, G	LAA	R	1	0	0.00	2	2	0	0	0	0	0	0	8.0	3	0	0	0	0	3	0	5	115	0	0	1	29	
Clark, R	LAA	R	0	0	0.00	2	0	0	0	0	0	0	0	1.1	1	0	0	0	0	1	0	3	.200	0	0	0	6	
Cole, T	LAA	R	0	1	6.75	5	0	0	0	1	1	1	4.0	3	3	3	0	0	5	0	8	200	0	0	0	20		
De Horta, A	LAA	R	0	0	4.15	4	0	0	0	3	1	1	4.1	4	4	3	2	0	1	0	6	235	2	0	1	18		
Gatto, J	LAA	R	0	0	3.00	2	0	0	0	1	0	0	0	3.0	3	1	1	1	0	2	0	2	273	0	0	0	13	
Heaney, A	LAA	L	0	0	7.04	3	3	0	0	0	0	0	7.1	9	7	6	2	0	0	0	7	281	0	0	0	32		
Keller, K	LAA	R	0	0	7.20	5	0	0	0	1	0	0	5.0	6	4	4	1											

SPRING TRAINING RECORDS & ATTENDANCE



[VERSUS MAJOR LEAGUE COMPETITION ONLY]

Year	Won	Lost	Ties [^]	Pct.	Home Attendance	GAMES IN ANAHEIM ONLY	Attendance
1961	7	10	-	.412	20,850	1966 — Giants 9, Angels 5	40,432
1962	16	13	-	.552	22,546	Angels 6, Giants 5	22,841
1963	18	10	-	.643	25,808	1968 — Mets 4, Angels 2	5,057
1964	14	13	-	.519	27,343	Angels 4, Giants 1	8,538
1965	9	14	-	.391	26,880	1969 — Dodgers 4, Angels 2	10,197
1966	15	13	-	.536	27,307	A's 8, Angels 6	1,741
1967	11	14	-	.440	25,725	1970 — Dodgers 4, Angels 2	18,600
1968	13	12	-	.520	28,462	Dodgers 10, Angels 4	15,620
1969	13	14	-	.481	23,289	1971 — Angels 4, Dodgers 3	21,857
1970	10	16	-	.385	22,378	1973 — Angels 5, Dodgers 4	16,308
1971	9	15	-	.375	28,290	Dodgers 5, Angels 1	19,137
1972	7	13	-	.350	23,956	1974 — Angels 7, Dodgers 5	24,634
1973	9	13	-	.409	23,656	1975 — Dodgers 9, Angels 2	25,589
1974	11	10	-	.524	24,388	Dodgers 2, Angels 0	18,265
1975	15	9	-	.625	28,187	1976 — Angels 3, Dodgers 3 (rain)	22,639
1976	8	3	-	.727	10,456	1977 — Dodgers 5, Angels 0	29,678
1977	14	13	-	.519	29,485	Dodgers 10, Angels 3	36,732
1978	15	11	-	.577	32,946	1978 — Angels 10, Dodgers 1	40,591
1979	14	11	-	.560	34,660	1979 — Angels 7, Dodgers 4	41,674
1980	6	22	-	.214	35,875	1981 — Dodgers 4, Angels 1	48,331
1981	16	9	-	.640	41,140	Angels 6, Dodgers 5	58,353
1982	12	12	-	.500	45,099	1982 — Dodgers 5, Angels 4	61,026
1983	15	9	1	.625	50,421	1983 — Angels 7, Dodgers 4	57,408
1984	13	12	0	.520	43,463	Dodgers 4, Angels 2	62,877
1985	15	11	0	.577	48,102	1984 — Dodgers 7, Angels 0	62,921
1986	15	14	0	.517	53,158	1985 — Dodgers 1, Angels 0	★62,968
1987	15	15	0	.500	57,527	Dodgers 9, Angels 7	37,888
1988	15	14	0	.517	58,847	1986 — Angels 10, Dodgers 8	61,538
1989	14	15	0	.483	56,034	1987 — Angels 1, Dodgers 0	42,273
1990	6	10	0	.375	14,324	Angels 2, Dodgers 1	61,272
1991	13	15	0	.464	57,399	1988 — Angels 6, Dodgers 1	41,511
1992	16	13	0	.552	55,983	1989 — Dodgers 3, Angels 1	45,795
1993	14	16	0	.467	94,103	Angels 8, Dodgers 7	58,874
1994	10	19	0	.345	90,800	1990 — Dodgers 5, Angels 4	47,555
1995*	13	12	1	.520	27,687	1991 — Dodgers 3, Angels 1	59,090
1995#	4	4	1	.636	9,782	Angels 6, Dodgers 4	43,011
1996	7	10	1	.677	68,270	1992 — Angels 1, Dodgers 0	55,983
1997	9	21	0	.300	50,544	1993 — Angels 5, Dodgers 3	46,768
1998	16	15	1	.516	59,810	Padres 6, Angels 4	15,534
1999	13	15	0	.464	62,610	1994 — Angels 5, Dodgers 2	47,735
2000	14	16	0	.467	59,291	Angels 5, Dodgers 4	21,221
2001	15	19	0	.441	84,882	1995 — *Angels 4, Dodgers 1	22,452
2002	17	15	1	.531	82,658	#Angels 7, Padres 7	1,770
2003	9	20	3	.310	96,114	#Angels 12, Padres 4	1,294
2004	19	13	1	.594	106,351	1996 — Dodgers 6, Angels 2	42,038
2005	21	11	1	.656	106,690	1997 — Angels 5, Dodgers 1	31,897
2006	18	11	2	.621	94,739	1998 — Angels 2, Dodgers 0	18,647
2007	19	14	0	.576	100,304	1998 — Dodgers 8, Angels 1	39,541
2008	18	9	3	.667	118,191	1999 — Dodgers 8, Angels 1	28,405
2009	24	7	1	.774	101,530	2000 — Angels 6, Padres 4	16,281
2010	10	14	4	.417	106,553	2001 — Angels 6, D-Backs 5	14,872
2011	18	13	1	.581	88,893	2002 — Angels 4, Rockies 2	12,765
2012	19	12	2	.613	★130,126	Angels 8, Rockies 3	12,201
2013	10	20	4	.333	122,587	2003 — Dodgers 5, Angels 3	30,501
2014	19	11	2	.633	108,956	Dodgers 6, Angels 5	37,082
2015	15	14	2	.517	111,672	2004 — Angels 10, Dodgers 4	43,281
2016	19	8	6	.704	112,826	Angels 13, Dodgers 5	39,368
2017	19	13	-	.594	114,780	2005 — Angels 8, Dodgers 3	43,619
2018	13	20	-	.394	105,781	2006 — Angels 0, Dodgers 0	43,481
2019	15	16	4	.484	111,857	Angels 4, Dodgers 2	43,267
2020+	7	11	3	.389	50,366	2007 — Angels 4, Dodgers 2	43,777
						2008 — Angels 2, Dodgers 2	38,863
						Angels 11, Padres 4	40,468
						2009 — Angels 5, Padres 4	30,609
						2010 — Angels 4, Dodgers 3	40,368
						2011 — Angels 9, Padres 2	28,017
						Angels 5, Dodgers 1	27,779
						2012 — Angels 12, Dodgers 3	33,111
						2013 — Angels 2, Dodgers 1	★★44,717
						2014 — Angels 6, Dodgers 2	43,553
						2015 — Angels 3, Dodgers 2	34,932
						Angels 6, Dodgers 0	39,143
						2016 — Angels 8, Dodgers 1	42,643
						Angels 6, Cubs 4	32,056
						2017 — Angels 3, Dodgers 2	31,465
						Dodgers 3, Angels 1	35,141
						2018 — Dodgers 4, Angels 2	36,149
						2019 — Angels 8, Dodgers 4	38,031
						Dodgers 8, Angels 7	32,029
						2020 — +Padres 5, Angels 4	—

* 1995 Spring Training I # 1995 Spring Training II
 + Includes shortened 2020 Spring Training & Summer Camp games
 ★ Tempe Diablo Spring Attendance Record - 10 sellouts
 ^ Club did not begin keeping records of ties until 1983

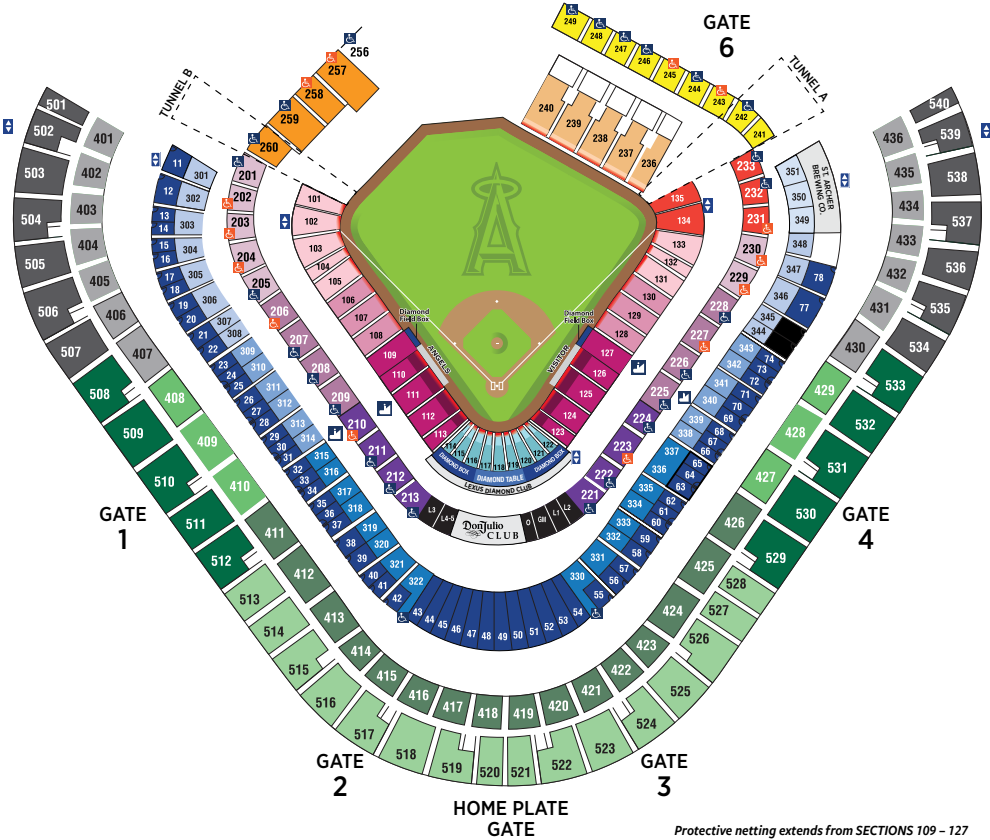
Single-Game Attendance Record, Tempe Diablo Stadium
 9,765 Mar. 24, 2002, Angels 13, Giants 3

* 1995 Spring Training I # 1995 Spring Training II
 + 2020 Summer Camp
 ★ Anaheim Stadium Freeway Series Attendance Record

SPRING TRAINING



WELCOME TO ANGEL STADIUM



Protective netting extends from SECTIONS 109 - 127

PREMIUM SEATING

- Lexus Diamond MVP (Front Row)
- Lexus Diamond Club Hall of Fame (D-H)
- Lexus Diamond Club (J-W)
- Diamond Field Box
- Diamond Club Boxes
- Diamond Club Tables

CLUB LEVEL

- Club MVP
- Club All-Star
- Club Loge (no in-seat service)

FIELD LEVEL

- Dugout MVP (Front Row)
- Field All-Star Front Row
- Field Box Front Row
- Field Reserved
- Field Hall of Fame (D-H)
- Field All-Star
- Field Box
- Field MVP

TERRACE LEVEL

- Terrace MVP
- Terrace All-Star
- Terrace Box

OUTFIELD

- Right Field Front Row
- Right Field Hall of Fame (B-F)
- Right Field MVP
- Right Field Pavilion
- Left Field Pavilion

VIEW LEVEL

- Lower View MVP
- Lower View All-Star
- View MVP
- View All-Star
- Lower View Box
- Upper View

WHEELCHAIR ACCESSIBLE SEATING AVAILABLE

- Lexus Diamond Club
- Terrace All-Star
- Right Field Pavilion
- Terrace MVP
- Terrace Box
- Left Field Pavilion
- Club MVP
- Club Loge

ANGELS

2021 GIVEAWAYS

angels.com/promotions



**SATURDAY
NIGHT
FIREWORKS**

**EVERY
SATURDAY NIGHT
HOME GAME**



**LIVE LOOK-INS AND ANALYSIS
ON MLB TONIGHT™**

LIVE GAMES EVERY WEEK



GO TO FINDMLBNETWORK.COM FOR CHANNEL NUMBER.
© 2021 MAJOR LEAGUE BASEBALL PROPERTIES, INC. ALL RIGHTS RESERVED.



**EVERY
ANGELS
GAME
LIVE ON**

**ANGELS RADIO
AM 830**

FOLLOW US:



[facebook.com/
angelsradioam830](https://facebook.com/angelsradioam830)



[@angelsradio830](https://instagram.com/@angelsradio830)



[@angelsradioklaa](https://twitter.com/@angelsradioklaa)

LISTEN AND WATCH



Bally
SPORTS
WEST

HOME OF
ANGELS BASEBALL