

MEDIA GUIDE 2021





IN MEMORIAM
GEORGE THOMAS SEAVER
"THE FRANCHISE"
1944 - 2020



A REFRESHING WAY TO CHEER



© 2020 The Coca-Cola Company. All Rights Reserved.



PROUD PARTNER

TABLE OF CONTENTS

2021 METS MEDIA GUIDE

Table of Contents.....	1
Community Outreach.....	2-9
Club Directory.....	10-17

OFFICE OF THE CHAIRMAN

Office of the Chairman/Ownership.....	18-20
---------------------------------------	-------

FRONT OFFICE & MEDICAL

Office of the President.....	22
Baseball Executives.....	23
Support Staff.....	24
Medical & Training Staff.....	25-30
Mets Ambassadors.....	31-33
Mets Events.....	34

MANAGER & COACHES

Luis Rojas.....	36-37
Coaches.....	38-54
Additional Staff.....	55
All-Time Mets Coaches.....	56

2021 NEW YORK METS

Player Biographies.....	56-227
-------------------------	--------

SCOUTING & MINOR LEAGUES

Scouting Staff Directory.....	229
Pro Scouting.....	230
Amateur Scouting.....	231-232
International Scouting.....	233
Minor Leagues & Player Development Staff.....	234-238
Player Development Initiatives.....	239
Minor League Performance Staff.....	240
Minor League Operations.....	241
Minor League Affiliate Directory.....	242
Syracuse (AAA) Mets.....	243-244
Binghamton (AA) Rumble Ponies.....	245-246
Brooklyn (A) Cyclones.....	247-248
St. Lucie (A) Mets.....	249-250
Complex League.....	251-254
Dominican Republic Academy.....	255-256
Dominican Summer League Mets #1.....	257
Dominican Summer League Mets #2.....	258
Dominican Academy Performance Staff.....	259
Doubleday/Sterling Award Winners.....	260-262
Minor League Player Biographies.....	264-307



Citi Field • Flushing, NY 11368 • 718-507-METS

COMMUNICATIONS DEPARTMENT

718-565-4330 • mets.com • losmets.com • @Mets

Harold Kaufman.....	Vice President, Communications
Ethan Wilson.....	Senior Director, Communications
Zach Weber.....	Manager, Communications
Kristin Wojcik.....	Coordinator, Communications
Álan Surriel.....	Bilingual Media Coordinator
Zack Becker.....	Assistant, Communications
Josh Lederman.....	Assistant, Communications

2020 YEAR IN REVIEW

Day-by-Day.....	309-310
Chronology.....	311-314
Final Stats.....	315
Miscellaneous Charts.....	316
Highs & Lows.....	317
Major League Standings.....	318

HISTORY

Mets Hall of Fame.....	320-325
Mets Retired Numbers.....	326-327
The 1964 & 2013 All-Star Games.....	328-329
Mets All-Star Selections.....	330
Mets National Award Winners.....	331-332
Mets National League Award Winners.....	333-334
Mets All-Time Roster & Numerical Roster.....	335-350
Mets Uniform History.....	351-355
Mets Firsts: Polo Grounds, Shea & Citi Field.....	356-363
All-Time Batting/Pitching Leaders.....	364-365
Single-Season Batting/Pitching Leaders.....	366-367
Rookie Batting/Pitching Leaders.....	368-369
All-Time Leaders.....	370-371
Mets National League Leaders.....	371
All-Time Team Statistics.....	372-373
Year-by-Year Records.....	374
All-Time Win/Loss Breakdown.....	375-376
Historical Records.....	377-384
Last Trade With Each Club.....	385
No-Hitters & One-Hitters in Mets History.....	386-387
Opening Day Results/Lineups.....	388-390
Attendance Records.....	391-393
Important Dates in Mets History.....	394-400
Mets vs. NL/AL Opponents.....	401-426
When Was the Last Time.....	427-429
Year-by-Year Pinch-Hit Home Runs.....	430
Year-by-Year Grand Slams.....	431
Best/Worst Homestands & Road Trips.....	432
Mets Fielding Records.....	433

POSTSEASON

Game-by-Game Results.....	435-469
Postseason Records.....	470-480

MEDIA

Mets TV/Radio.....	482-489
Mets on the Air.....	490-491
Spring Training Information.....	492-494
Citi Field Diagram.....	495
New York Media.....	496
Filler Index.....	497
2021 New York Mets Schedule.....	498

The New York Mets 2021 Media Guide was prepared by the Mets Communications Department: Harold Kaufman, Ethan Wilson, Zach Weber, Kristin Wojcik, Álan Surriel, Zack Becker and Josh Lederman.

Design & Layout by Jon Giebler, Zach Weber and Zack Becker. Cover by Nick Kelly. Photography by Marc S. Levine, Kayla Rice, AP Photos, Getty Images, Sports Illustrated, The Baseball Hall of Fame & MLB Photos.

Statistics used in the guide were generated by the Elias Sports Bureau, MLB Advanced Media, MLB Information Systems and Baseball-Reference.com.

Copyright 2021 Sterling Mets L.P. All rights reserved. All information as of March 1, 2021.

METS IN THE COMMUNITY

COVID RELIEF

As the COVID-19 pandemic spread throughout the world in 2020 and New York found itself to be the epicenter of the crisis, the Mets and Mets Foundation leveraged all resources and tapped connections to help the people hurting most in our city.

The Mets fed doctors, nurses and families on the pantry line for the first time, helped elementary students gain access to necessary technology and distributed holiday gifts to children in need.

Mets FOUNDATION

COVID-19 RELIEF EFFORTS

7,500	DOCTORS AND NURSES AND OTHER MEDICAL STAFF FED	250,000	FACE COVERINGS DISTRIBUTED TO NEW YORK STATE AND MTA EMPLOYEES	1,000	TABLETS DONATED TO NYC PUBLIC SCHOOL STUDENTS
10,000	STUDENTS SUPPORTED WITH SCHOOL SUPPLIES	5,000	SNEAKERS DONATED TO CHILDREN IN NEED	154,330	FAMILIES SUPPORTED WITH FOOD DONATIONS OR OTHER ASSISTANCE

FEEDING DOCTORS AND NURSES



As local hospitals were overwhelmed with patients, doctors and nurses worked around the clock putting themselves at risk to save others. The Mets sprang into action and worked with their partners to help the community. The Mets Foundation fed more than 7,500 medical staff and first responders during the first few months of the pandemic.

The Mets and long-time food partner Mama's of Corona worked together to send 500 box lunches to the doctors at Elmhurst Hospital.



The Mets partnered with Nick's Gourmet Deli and Mansion Diner to deliver more than 700 box lunches to medical staff at Queens Hospital, NYU Langone Medical Center and Bellevue Hospital. The Mets partnered with 19 different businesses and spent more than \$60,000 to provide food and beverages for hospital staff.



HUNGER RELIEF EFFORTS

In New York City, more than 1.5 million residents struggled to feed themselves and their families due to the pandemic. The Mets worked with hunger-relief organizations throughout the city to meet the increasing need for food and resources.





Mets employees assembled bags full of pantry items and Mets T-shirts and hats for volunteers from New Immigrant Community Empowerment to deliver to 100 families in Elmhurst and Jackson Heights who were unable to leave their homes. The Mets have supported NICE with groceries and other items for their clients throughout all of 2020.



TECHNOLOGY & SNEAKER DISTRIBUTION

The Mets Foundation helped bridge the digital divide by partnering with schools surrounding Citi Field to provide devices and internet connectivity for students who lacked the technology to participate in remote learning. The Foundation also supplied new sneakers for children to ease the financial burden faced by so many families.



The Mets Foundation distributed 350 tablets to students at three elementary schools in Corona, Queens. The Foundation also sent 650 additional devices to five more schools and teamed up with Verizon to provide hot spots and internet access for 500 students through the end of the school year.



The Mets Foundation teamed up with New Balance to purchase 5,000 new pairs of sneakers to donate to children at seven schools and community groups in Queens and Brooklyn.

VIRTUAL PROGRAMING

The Mets transitioned community programs including Baseball FUNdamentals, Mets on the Move and the Amazin' Alumni Series to virtual platforms to stay connected to the community in a safe way.



Mets on the Move provided a fun way for children to stay healthy and active while quarantining at home. The four-week video series was posted on Mets social channels and shared with NYC physical education teachers as well as through New York Edge's network of hundreds of students.

The Mets posted seven Baseball FUNdamentals videos with Mets coaches and community staff showing kids how to work on baseball skills while staying at home.

Positioning:

- Wide Base (slightly outside of my shoulders)
- Feet Squared up (pointing forward)
- Knees Bent
- Chest over you belt buckle (parallel to the ground)

8:45 JUNIOR METS 5:14



The Mets started the Amazin' Alumni Series with Regency Grande Assisted Living in New Jersey. Dwight Gooden, Edgardo Alfonzo and Bobby Valentine are some of the Mets legends who have participated in the weekly Zoom Q & As that have helped lift the spirits of seniors at more than 20 centers.

NEW YORK TOUGH



The Mets Foundation distributed 15,000 “New York Tough” T-shirts featuring Mr. Met and “New York Tough” face masks to essential workers to thank the doctors, nurses, teachers and police officers for their hard work and sacrifice throughout the pandemic to keep the community safe.



The Mets donated swag bags to pediatric cancer patients at Memorial Sloan Kettering in Manhattan. Due to COVID precautions, many children in hospitals were confined to their rooms with limited visitors, so to lift their spirits, the Mets distributed bags of T-shirts, bobbleheads and activity books.

Manager Luis Rojas models a New York Tough mask prior to a game at Citi Field in 2020.



METSGIVING



The MetsGiving initiative encompasses a series of programs in November and December that focus on helping the community by providing needed resources and joy during the holiday season. The COVID-19 pandemic made this past holiday season even more difficult for many New Yorkers.



The Mets Foundation distributed 4,000 turkeys to families for Thanksgiving. Twelve community organizations received anywhere from 100 to 600 turkeys to help their clients. At New Immigrant Community Empowerment in Jackson Heights, the Foundation also provided Thanksgiving dinner fixings for 300 families.



The Mets Foundation distributed 30,000 winter hats and gloves and “New York Tough” teddy bears to bring holiday cheer to children living in shelters or transitional housing.

The Mets Foundation partnered with New York Cares to purchase 5,000 new coats for families in need to stay warm during the winter months. The coats were distributed to children and families at three community organizations: Together We Can, River Fund NY and the Queens Public Library.



AMAZIN' METS FOUNDATION

In February of 2021, the charitable arm of the organization was rebranded as the Amazin' Mets Foundation. The newly renamed entity will be headed by Mets Owner Alex Cohen and will continue to help and support those in the Queens community and beyond.

MISSION STATEMENT

To be a champion, you need to stand for something. The Amazin' Mets Foundation is committed to providing needed services and opportunities to children, families, and under-served groups in our neighborhoods and communities. Together we can inspire change and make a lasting impact on and off the field.



CLUB DIRECTORY

OWNERSHIP

Steven A. Cohen.....	Owner, Chairman and CEO
Alexandra M. Cohen.....	Owner & President, Amazon' Mets Foundation
Andrew B. Cohen.....	Vice Chairman
Fred Wilpon.....	Chairman Emeritus

OFFICERS

Sandy Alderson.....	President
Steve Canna.....	Chief Financial Officer
Mark Brubaker.....	Chief Technology Officer
Jeff Deline.....	Chief Revenue Officer
David Cohen.....	Executive Vice President & Chief Legal Officer
David Newman.....	Executive Vice President & Chief Marketing, Content & Communications Officer
Jeffrey White.....	Executive Vice President, Operations
Holly Lindvall.....	Senior Vice President, Human Resources & Diversity
John Ricco.....	Senior Vice President, Senior Strategy Officer
Zack Scott.....	Senior Vice President/Acting General Manager
Jeanne Melino.....	Senior Vice President Foundation and Community Engagement
Chris Brown.....	Vice President, Guest Experience & Venue Services
Heather Collamore.....	Vice President, Metropolitan Hospitality
Tom Festa.....	Vice President, Technology & Corporate Procurement
Jay Horwitz.....	Vice President, Alumni Public Relations & Team Historian
Neal Kaplan.....	Vice President, Strategy
Harold Kaufman.....	Vice President, Communications
Len Labita.....	Vice President, Controller
Sue Lucchi.....	Vice President, Ballpark Operations
Tommy Tanous.....	Vice President, International and Amateur Scouting
Peter Woll.....	Vice President, Financial Planning & Analysis

OFFICE OF THE PRESIDENT

Sandy Alderson.....	President
June Napoli.....	Senior Executive Assistant, President

BASEBALL OPERATIONS

Zack Scott.....	Acting General Manager/Senior Vice President
Thomas Tanous.....	Vice President, Amateur & International Scouting
Ian Levin.....	Senior Director, Baseball Operations
Tony DeFrancesco.....	Senior Advisor, Player Development & Scouting
Al Leiter.....	Special Advisor, Baseball Operations
Brooklyn Covell.....	Coordinator, Baseball Administration
John Madsen.....	Coordinator, Baseball Operations

RESEARCH AND DEVELOPMENT

Ben Zauzmer.....	Director, Baseball Analytics
Joe Lefkowitz.....	Manager, Baseball Analytics
David Lang.....	Coordinator, Pitching Analytics
Tatiana DeRouen.....	Analyst, Baseball Analytics
Desmond McGowan.....	Analyst, Baseball Analytics
Jake Toffler.....	Analyst, Baseball Analytics
Rosario Chiovaro.....	Integration Analyst, Baseball Analytics
Jacob Dorris.....	Integration Analyst, Baseball Analytics
Max Vogel-Freedman.....	Integration Analyst, Baseball Analytics
Jared Faust.....	Analyst, Major League Strategy
Jack Bredeson.....	Analyst, Major League Strategy
Joe Scarola.....	Manager, Video Operations
Sean Haggans.....	Senior Coordinator, Video Operations
Matt Fleishman.....	Coordinator, Baseball Systems
Rick Terry.....	Junior Developer, Baseball Systems
Colin Schwarz.....	Coordinator, Minor League Information

PROFESSIONAL SCOUTING

Bryn Alderson.....	Director, Professional Scouting
Jeff Lebow.....	Assistant Director, Professional Scouting
Jason Stein.....	Assistant, Professional Scouting
Jaymie Bane.....	Okemos, MI
Conor Brooks.....	Dorchester, MA
Jason Davis.....	Stone Mountain, GA
Pat Jones.....	Bradenton, FL
David Keller.....	Houston, TX
Jim Kelly.....	Sea Cliff, NY
Bon Kim.....	Seoul, South Korea
Joseph Kowal.....	Yardley, PA
Ash Lawson.....	Athens, TN
Chad MacDonald.....	Arlington, TX
Shaun McNamara.....	Providence, RI
Andy Pratt.....	Peoria, AZ
Roy Smith.....	Chicago, IL
Rudy Terrasas.....	Santa Fe, TX
Ernie Young.....	Scottsdale, AZ

AMATEUR SCOUTING

Marc Tramuta.....	Director, Amateur Scouting
Bryan Hayes.....	Assistant Director, Amateur & International Scouting
Tom Fleischman.....	Assistant, Amateur & International Scouting
Nathan Beuster.....	Regional Supervisor, Midwest (Cantonment, FL)
Tom Clark.....	Underclass Supervisor (Shrewsbury, MA)
Chris Hervey.....	Pitching Crosschecker (Ann Arbor, MI)
Ron Hopkins.....	Special Assignment Scout (Seattle, WA)
Tyler Holmes.....	Regional Supervisor, West (Roseville, CA)
Mike Ledna.....	East Coast Supervisor/National Crosschecker (Orange Park, FL)
Doug Thurman.....	National Crosschecker (Tracy, CA)
Drew Toussaint.....	Hitting Crosschecker (Lakewood, CA)
Cesar Aranguren.....	Miami, FL (South FL)
Gary Brown.....	Frisco, TX (North TX)
Jet Butler.....	Brandon, MS (LA, MS, AR, AL)
Daniel Coles.....	Raleigh, NC (Northern NC, VA, MD, PA)
Jarrett England.....	Murfreesboro, TN (KY, Southern OH, TN)
Chris Heidt.....	Rockford, IL (IL, IA, IN, MN, WI, MI, Northern OH)
John Kosciak.....	Milton, MA (MA, CT, ME, RI, NH, VT, NY, NJ)
Rusty McNamara.....	Los Angeles, CA (Southern CA)
Marlin McPhail.....	Irmo, SC (Southern NC, SC, GA)
Rich Morales.....	Pacifica, CA (Northern CA, HI)
Claude Pelletier.....	St. Lazare, Quebec, Canada (Canada)
Jim Reeves.....	Camas, WA (Western Canada, AK, WA, OR, ID, WY, MT)
Brian Reid.....	Gilbert, AZ (AZ, CO, NM, UT, Las Vegas)
Harry Shelton.....	Sugarland, TX (South TX)
Scott Thomas.....	Chesterfield, MO (KS, OK, NE, MO, ND, SD, IA)
Jon Updike.....	Apopka, FL (Central FL)
Glenn Walker.....	Long Beach, CA (Southern CA)

INTERNATIONAL SCOUTING

Steve Barningham.....	Director, International Scouting
Moises de la Mota.....	Supervisor, Latin America
Manny Batista.....	Supervisor, Latin America and Puerto Rico
Ismael Perez.....	Supervisor, Venezuela
Harold Herrera.....	Coordinator, Latin America
Felix Romero.....	Coordinator, Dominican Republic
Oliver Dominguez.....	Coordinator, Dominican Republic
Kelvin Dominguez.....	Scout, Dominican Republic
Wilson Peralta.....	Scout, Dominican Republic
Robert Espejo.....	Scout, Venezuela
Carlos Perez.....	Scout, Venezuela
Andres Nunez.....	Scout, Venezuela
Martin Arvizu.....	Coordinator, Mexico
Elvis Rios.....	Scout, Panama
Manuel López.....	Venezuelan Video Coordinator
Alejandro Diaz.....	Tryout Coach, Dominican Republic
Jose Luis de Leon.....	Video Coordinator, Dominican Republic

PLAYER DEVELOPMENT

Kevin Howard	Director, Player Development
Hugh Quattelbaum	Director, Hitting Development
Dick Scott.....	Coordinator, Coaching Development and Instruction
Kevin Boles	Field Coordinator
Ricky Meinhold.....	Major League Assistant Pitching Coach/Pitching Coordinator
Mike Cather	Assistant Pitching Coordinator/Triple-A Pitching Coach
Kyle Driscoll.....	Pitching Movement/Rehab Coach
Tim Teufel	Infield Coordinator
Bob Natal	Catching Coordinator
Matt den Dekker.....	Outfield/Baserunning Coordinator
Brian DeLunas	Coordinator, Special Pitching Projects
Phil Regan.....	Sr Advisor, Pitching Development
Guy Conti	Senior Advisor
Bobby Floyd.....	Senior Advisor
Ozzie Virgil, Sr.	Senior Advisor

PLAYER DEVELOPMENT INITIATIVES

Jeremy Barnes	Director, Player Development Initiatives
Kevin Walsh.....	Manager, Player Development Initiatives
Andrew Christie	Coordinator, Player Development Initiatives

PERFORMANCE

Alex Ross	Performance and Sports Science Manager
Matt Hunter	Medical Coordinator
Alanna Salituro.....	Rehab and Reconditioning Coordinator
Luke Passman.....	Performance Coach Coordinator
Alex Tavaraz.....	Latin America Performance Coaching Coordinator
Jackson Bertoli	Sport Scientist
Luke Novosel	Reconditioning Specialist
Samantha Gilmore.....	Mental Performance Coach
Cristian Guzman.....	Mental Performance Coach
Lexis Evans	Mental Performance Coach
Geodan Stapleton.....	Performance Dietitian

MINOR LEAGUE OPERATIONS

Ronny Reyes	Director, Minor League Operations
Juan Henderson	Director, Latin America Operations
John Mullin	Equipment/Operations Manager
Drew Dunton.....	Assistant Clubhouse Manager
Amy Ross	Assistant, Minor League Operations
Neskys Liriano.....	Education Coordinator

MEDICAL DEPARTMENT

Dr. David Altchek.....	Medical Director
Dr. Struan Coleman.....	Head Team Physician
Dr. Andrew Pearle	Associate Team Physician
Dr. Kathryn McElheny.....	Non-Operative Medical Director
Dr. Anil Ranawat.....	Orthopedist
Dr. Joshua Dines.....	Orthopedist
Dr. Jonathan Deland.....	Foot & Ankle Specialist
Dr. Lawrence Inra.....	Cardiologist
Dr. Lawrence Levin.....	Cardiologist
Dr. James Kinderknecht.....	Primary Care Specialist
Dr. Richard Cohen.....	Internal Medicine Specialist
Dr. Bernard Rawlins	Spine Specialist
Dr. Howard Rosenberg	Infectious Disease Specialist
Dr. Michelle Carlson	Hand Specialist
Terrance Sgroi.....	Physical Therapy Specialist
Dr. Howard Livers.....	Dentist
Dr. Michael Jacobs.....	Dermatologist
Dr. Rock Positano	Podiatrist
Dr. Wayne Winnick	Chiropractor
Dr. Sangwoo Lee	Ophthalmologist
Dr. James Carr.....	Physician

MAJOR LEAGUE PERFORMANCE STAFF

Jim Cavallini.....	Director of Performance & Sports Science
Brian Chicklo.....	Head Athletic Trainer
Joseph Golia.....	Assistant Athletic Trainer
Sean Bardenett.....	Coordinator of Rehabilitation & Reconditioning
Josh Bickel.....	Reconditioning Therapist
Dean Little.....	Sports Science Coordinator
Dustin Clarke.....	Performance Coach
Mike Schofield.....	Assistant Performance Coach
Joshua Lifrak.....	Mental Performance Coach
Anthony Olivieri.....	Infection Control and Prevention Coordinator & Contact Tracing Officer
Jack Jung.....	Massage Therapist
Carsan Dittman.....	Performance Dietitian
Theresa Corderi.....	Coordinator, Clubhouse Catering

SUPPORT STAFF

Brian Small.....	Director, Team Travel
Kevin Kierst.....	Equipment Manager
Dave Berni.....	Visiting Clubhouse Manager
Jimmy Voigt.....	Coordinator, Clubhouse Operations

REVENUE OPERATIONS

Jeff Deline.....	Chief Revenue Officer
------------------	-----------------------

BUSINESS INTELLIGENCE & ANALYTICS

John Morris.....	Executive Director, Business Analytics & Intelligence
James Benesh.....	Director, Consumer Strategy & Insight
Douglas Joe.....	Database Architect
Jon Cokorinos.....	Manager, Business Analytics & Intelligence
Raymond Borriello.....	Application Developer

CORPORATE PARTNERSHIP SALES & ACTIVATION

Brian Fling.....	Senior Director, Corporate Partnerships
Bill Kain.....	Director, Corporate Partnership Sales
Ashley Buttrick.....	Director, Corporate Partnership Strategy
Brian Glynn.....	Director, Corporate Partnership Sales
Jamie Ozure.....	Director, Corporate Partnership Strategy
Alexandra Conte.....	Senior Manager, Corporate Partnership Strategy & Activation
Ally Futterman.....	Manager, Corporate Partnership Activation
Ethan Mitnik.....	Manager, Corporate Partnership Strategy
Peter Sachs.....	Manager, Corporate Partnership Sales
Juan Londono.....	Manager, Corporate Partnership Sales
Matt Cohen.....	Manager, Corporate Partnership Sales
Allie Weiller.....	Manager, Corporate Partnerships & Suites
Kellogg Adams.....	Senior Account Executive, Corporate Partnership Sales
Mike Genaro.....	Coordinator, Corporate Partnership Strategy
Bairre Reilly.....	Coordinator, Corporate Partnerships & Suites

TICKET SALES & SERVICES

Kenny Koperda.....	Executive Director, Ticket Sales & Services
Jarett Parver.....	Executive Director, Ticket Operations
Alan Aldwell.....	Director, Premium Services
Michael Berman.....	Director, Ticket Operations
Kyle Ingram.....	Director, Season Ticket Account Services
Eric Petersen.....	Director, Ticket Services
Nicholas Szpur.....	Director, Inside Sales
Jake Winowich.....	Director, Group Sales & Services
Chris Annarumma.....	Premium Sales Manager
Jake Titlebaum.....	Premium Sales Manager
Chris Courchesne.....	Manager, Premium Services
Joseph Perez.....	Manager, Premium Services
Ruell Dubin.....	Manager, Ticket Operations
Michele Rachek.....	Manager, Ticket Services
Taylor Kelly.....	Manager, Ticket Sales Logistics & Hospitality
Michael Parton.....	Ticket Portfolio Manager
Rich Leocadio.....	Coordinator, Priority Ticketing & Services
Jillian Sixsmith-Cox.....	Coordinator, Ticket Operations
Wayne Wang.....	Analyst, Asian Development & Sales
Young Choi.....	Analyst, Korean Market Development & Sales

Group Sales & Services Senior Account Executive—Nicole Annese; **Account Executives**—Carlos Ames, Howard Cole, Jr., Tyler DeFranco, Alan Gaines, Aaron Ryley, Austin Seamster

Season Ticket Sales Account Executives—Joseph Ball, Garrett Jones, Austin Lockett, James McCarthy, Matthew Noone, Patrick O'Connor, Abby Rice

Season Ticket Account Services- Account Executives—Becca Bisson, Garrett Kelly, Bradley Klug, Chris Notaro, Stephen Orłowski, Emmanuel Santiago

VENUE SERVICES

Taryn Donovan Senior Director, Venue Services
 Brian Fanelli Manager, Venue Services & Authentics
 Tara Napoli Manager, Venue Services & Promotions
 Nicole Losito Coordinator, Venue Services
 Ryan Cacchioli Coordinator, Venue Services

METS EVENTS

Heather Collamore Vice President, Mets Events
 Lisa Barbara Director, Event Sales
 Amanda Cieri Director, Event Operations
 Jenny Ice Senior Manager, Event Operations
 Matt Cowan Manager, Event Operations
 Jamie Logan Senior Account Executive, Event Sales
 Ryan Keller Manager, Event Financial Operations
 Caitlyn Maio Senior Coordinator, Event Operations
 Danielle DeLuna Coordinator, Event Operations
 Kara Torzullo Coordinator, Event Operations
 Cathy Montalto Executive Assistant

MARKETING, CONTENT & COMMUNICATIONS

David Newman Executive Vice President & Chief Marketing, Content & Communications Officer
 Junior Salazar Assistant, Marketing, Content and Communications

MARKETING

Will Carafello Senior Director, Social Media
 Jill Grabill Director, Marketing
 Frank Anselmo Executive Creative Director
 Marc Levine Team Photographer
 Kayla Rice Coordinator, Photography & Creative Services
 Josh Cohen Content Coordinator
 Jelani Wheeler Coordinator, Marketing
 Ryan Chatel Video Editor, Social Media
 Nick Kelly Graphic Designer
 Austin Lewter Graphic Designer
 Sydney Teske Digital Marketing Strategist
 Claire Dalton Assistant, Content & Marketing
 Jenna Doak Assistant, Marketing & Productions

ENTERTAINMENT AND PRODUCTION

Bobby Clemens Director, Scoreboard & Entertainment
 Brendan McKeon Director, Production Technology
 Maurice Abbate Director, Original Content
 Josh Rosenman Manager, Branding & Graphics
 Anthony Vario Video Editor, Productions
 Marysol Castro Public Address Announcer
 Colin Cosell Public Address Announcer

BROADCASTING AND SPECIAL EVENTS

Lorraine Hamilton Executive Director, Broadcasting & Special Events
 Laura South Director, Broadcasting & Special Events
 Gabby Jasper Coordinator, Broadcasting & Special Events

COMMUNICATIONS

Harold Kaufman Vice President, Communications
 Ethan Wilson Senior Director, Communications
 Zach Weber Manager, Communications
 Kristin Wojcik Coordinator, Communications
 Alan Suriel Bilingual Media Coordinator/Translator
 Zack Becker Assistant, Communications
 Josh Lederman Assistant, Communications

ALUMNI RELATIONS & TEAM HISTORY

Jay Horwitz Vice President, Alumni Public Relations & Team Historian
 Devon Sherwood Coordinator, Alumni Public Relations & Team Historian

BUSINESS OPERATIONS

BUSINESS STRATEGY

John Ricco Senior Vice President & Senior Strategy Officer
 Neal Kaplan Vice President, Strategy
 Claire Kueny Director, Business Strategy
 Marchrista Jones Analyst, Business Systems
 Janine Laboy-Gonzalez Administrative Assistant, Business Strategy

LEGAL

David Cohen Executive Vice President & Chief Legal Officer
 James Denniston Senior Counsel
 Jessica Villanella Senior Director, Senior Counsel
 Brielle Speranzini Coordinator, Legal Affairs

HUMAN RESOURCES

Holly Lindvall Senior Vice President, Human Resources & Diversity
 Eva Ramsaran Senior Director, Human Resources
 Aubrey Wechsler Director, Employee Engagement
 Mollie McAdams Benefits Coordinator
 Dan Bianchini Analyst, Human Resources
 Edgar Suero Coordinator, Office Services
 Wendy Porter Receptionist

CORPORATE PROCUREMENT & PROJECT MANAGEMENT

Tom Festa Vice President, Technology & Corporate Procurement
 Felix Cruz Director, Corporate Procurement & Project Management
 Bennett Sciacca Manager, Coporate Procurement & Project Management
 Maverick Palabasan Purchasing Agent, Corporate Procurement & Project Management
 Jan Padron Receiving Coordinator, Corporate Procurement & Project Management

INFORMATION SYSTEMS

Mark Brubaker Chief Technology Officer
 Eric Ramos Executive Director, Information Technology
 Tim Gunkel Executive Director, Ballpark Technology
 Robert Silver Senior Network Engineer
 Steve D’Costa Help Desk Manager
 Rey Ramirez Systems Administrator
 Albert Daci Help Desk Technician
 Enrike Klevan Audio-Visual Systems Specialist
 Ryan Campbell Technical Support Analyst
 Kevin Clifford Administrative Assistant, Information Technology & Procurement

FOUNDATION AND COMMUNITY ENGAGEMENT

Jeanne Melino Senior Vice President Foundation and Community Engagement
 Julianna Sabra Director, Foundation and Community Engagement
 Donovan Mitchell Director, Diversity, Equity and Inclusion
 Tony Croslin Coordinator, Foundation and Community Engagement
 Erica Wells Assistant, Foundation and Community Engagement

FINANCE & ACCOUNTING

Steve Canna.....	Chief Financial Officer
Len Labita.....	Vice President, Controller
Peter Woll.....	Vice President, Financial Planning & Analysis
John Ventimiglia.....	Senior Director, Assistant Controller
Ralph Ardolina.....	Director, Payroll
Richard McKenna.....	Director, Accounting
Shannon Conerty.....	Senior Accountant
Lauren LoGiudice.....	Senior Accountant
Lindsay Silvestri.....	Junior Accountant
Keith McCloat.....	Senior Financial Analyst
Mary Phelan-Cox.....	Payroll Supervisor
Kaytlynn Orioles.....	Payroll Clerk
Jessie Rodriguez.....	Accounts Payable Clerk

CITI FIELD OPERATIONS

Jeffrey White.....	Executive Vice President, Operations
--------------------	--------------------------------------

GUEST EXPERIENCE & TRANSPORTATION SERVICES

Chris Brown.....	Vice President, Guest Experience & Venue Services
Michelle Cronk.....	Manager, Transportation & Medical Services
Ezinne Nwaogu.....	Manager, Guest Experience
C.J. Quackenbush.....	Coordinator, Guest Experience
Matthew Rutherford.....	Assistant, Guest Experience

BALLPARK OPERATIONS

Sue Lucchi.....	Vice President, Ballpark Operations
Peter Cassano.....	Executive Director, Ballpark Operations
Michael Dohnert.....	Senior Director, Ballpark Operations
Bill Deacon.....	Senior Director, Field Operations
Sara Bollock.....	Director, Building Command Center
Ann Marie Breyer.....	Director, Landscaping & Horticulture Services
Mike Newby.....	Director, Building Operations
Andy Beggs.....	Manager, Field Operations
Tim McAndrew.....	Manager, Field Operations
Ryan Crofts.....	Coordinator, Ballpark Operations
Joe Mahon.....	Coordinator, Ballpark Operations
John Toral.....	Coordinator, Ballpark Operations
Luis Soto.....	Manager, Building Operations
Wonford Duberry.....	Coordinator, Building Operations
Michael Riconda.....	Coordinator, Building Operations
Michael Sutera.....	Coordinator, Building Operations
Brenden Varrassi.....	Coordinator, Building Operations
Jay Chen.....	Coordinator, Building Operations

SECURITY

John McKay.....	Executive Director, Security
Stephen Dillon.....	Senior Director, Security
Toni Pelosi.....	Director, Security
Conrade Murray.....	Manager, Security
Brianna Dammers.....	Coordinator, Security
Robert Stallone.....	Coordinator, Security
Robert Thompson.....	Coordinator, Security

SYRACUSE METS

Jason Smorol	General Manager
Clint Cure	Assistant General Manager
Katie Berger	Assistant General Manager
Brian Paupeck	Assistant General Manager, Stadium and Baseball Operations
Kathleen McCormick	Director, Sales & Marketing
Julie Cardinali	Manager, Corporate Sales
Anthony Cianchetta	Director, Multimedia Production
Will Commisso	Director, Ticket Operations
Michael Tricarico	Director, Broadcasting & Media Relations
John Stewart	Director, Turf Management
Nate Flask	Assistant Director, Turf Management
Bill Ryan	Manager, Luxury Suites & Hospitality
Danny Tripodi	Manager, Social Media & Graphics
Patrick Taylor	Senior Staff Accountant
Frank Santoro	Staff Accountant
Billy Scholten	Manager, Ticket Office
Mike Giruzzi	Account Executive, Group Sales
Phoebe Langdon	Account Executive, Group Sales
Katie Baldwin	Account Executive, Group Sales

FLORIDA OPERATIONS

Paul Taglieri	Executive Director, Minor League Facilities
Traer Van Allen	General Manager, St. Lucie Mets
Kasey Blair	Assistant General Manager, St. Lucie Mets Game Day Operations
Kyle Gleockler	Assistant General Manager, St. Lucie Mets Team Operations
Lauren DeAcetis	Director, Sales & Corporate Partnerships
Shannon Murray	Senior Staff Accountant
Adam MacDonald	Manager, Broadcast & Media Relations
Doug Dickey	Manager, Fantasy Camp & Special Events
Josh Sexton	Coordinator, Group Sales & Hospitality
Marissa Kappus	Coordinator, Social Media & Graphic Design
Troy Moriarty	Clubhouse Manager
Mary O'Brien	Executive Assistant
Jeff Montpetite	Maintenance

BROOKLYN CYCLONES

Steve Cohen	Vice President
Kevin Mahoney	General Manager
Gary J. Perone	Assistant General Manager
Billy Harner	Director, Communications
Christina Moore	Director, Community Relations
Alyssa Morel	Manager, Marketing
Vladimir Lipsman	Manager, Operations
Sharon Lundy	Administrative Assistant & Community Relations
Max Colten	Head Groundskeeper
Tatiana Isdith	Senior Accountant
Tommy Cardona	Partnership Development
Keith Raad	Account Executive & Broadcaster
Mireya Ramirez	Account Executive
Mordechai Twersky	Account Executive
Jeremy Allen	Account Executive
Ricky Viola	Account Executive
Anthony Genna	Account Executive
Bryan Wynne	Account Executive
Nicholas Monteleone	Manager, Ticket Operations

OFFICE OF THE CHAIRMAN



STEVEN A. COHEN

OWNER, CHAIRMAN AND CEO

- Steve Cohen is the chairman and majority owner of the New York Mets. He bought the team in 2020 and is working on revamping the team's operations to help turn it into a perennial World Series contender with a first-class experience for Mets fans.
- Grew up in Great Neck, New York, where he would take the Long Island Railroad to Mets games and sit in the upper deck.
- Mr. Cohen is the founder, chairman and chief executive officer of Point72 Asset Management, an alternative investment firm with more than 1,600 employees around the globe. He founded S.A.C. Capital Advisors, the predecessor investment firm to Point72, in 1992. The Firm has built a reputation as an industry-leader in talent development, innovation and the use of alternative data analytics.
- In 2016, Mr. Cohen leveraged his lengthy career in the public markets to found Point72 Ventures, which focuses on early-stage investments in private companies in fintech, artificial intelligence and machine learning, enterprise technologies and digital healthcare.
- Mr. Cohen is also an avid philanthropist and has founded and holds active leadership roles in several nonprofit organizations.
- Mr. Cohen and his wife, Alexandra, founded the Steven & Alexandra Cohen Foundation in 2001. The Foundation is committed to achieving lasting and meaningful change through commitments to children's health, education, veterans, and the arts. He created Cohen Veterans Network and Cohen Veterans Bioscience in 2015 to improve the mental healthcare, treatment, and quality of life for veterans and their families.
- He serves on the Board of Trustees at the Museum of Contemporary Art (MOCA) in Los Angeles, the Emeritus Board of the Robin Hood Foundation, and the Museum of Modern Art (MoMA) Board of Trustees.
- Mr. Cohen received a BS in economics from the University of Pennsylvania's Wharton School. He began his investing career at Gruntal & Co. in New York, where he managed proprietary capital for 14 years before starting his own investment business.
- He currently lives with his wife in Greenwich, Connecticut. He has seven children and is an avid art collector.



ALEXANDRA M. COHEN

OWNER & PRESIDENT OF AMAZIN' METS FOUNDATION

- Alexandra M. Cohen is the President of the Steven & Alexandra Cohen Foundation, the non-profit organization that she and her husband Steven co-founded in 2001.
- She directs strategic initiatives and leads the day-to-day operations of the Foundation, which is committed to inspiring philanthropy and community service by creating awareness, offering guidance and leading by example to show the world what giving can do.
- Over the past two decades, they have given more than \$958 million in gifts to organizations that improve children's healthcare and education, serve the underserved, support the arts, protect the environment, and further research in the areas of Lyme and tickborne disease and Psychedelics therapy. Their giving often reflects a personal connection with the causes and communities they support.
- Mrs. Cohen was born in Harlem, New York and grew up in Washington Heights. After studying Communications at New York's Manhattan College, she worked in the financial industry until she married Steven Cohen in 1992. Since then, Mrs. Cohen focused on raising her family and driving their philanthropic endeavors.
- Mrs. Cohen is a member of the Honorary Council of the Bob Woodruff Foundation and the New York Restoration Project Chairman's Council.



ANDREW B. COHEN

VICE CHAIRMAN


- Andrew B. Cohen is the Vice Chairman, member of the board of directors since 2012, and a minority owner of the New York Mets Baseball Club.
- He is the Chief Investment Officer and Co-Founder of Cohen Private Ventures which invests long-term capital, primarily in direct private investments and other opportunistic transactions, and manages family office activities, on behalf of Steven A. Cohen and his family.
- Prior to his position with Cohen Private Ventures, he was an Analyst and Portfolio Manager at the Firm from 2002 to 2005, investing in public equities and debt securities.
- Began his career at Morgan Stanley where he was an Analyst in the real estate department and principal investing group (MSREF) and then an Associate in the mergers and acquisitions group post business school.
- He is a member of the board of directors of several public and private companies.
- Received his B.A. from the University of Pennsylvania and his M.B.A. from the Wharton School of the University of Pennsylvania.
- Andrew resides in Manhattan with his wife and two children.



FRED WILPON

CHAIRMAN EMERITUS

- Served as President and Chief Executive Officer of the Mets from 1980-2002 and as Chairman of the Board from 2002 until 2020.
- A Brooklyn, NY native who has been closely identified with baseball since his days as a youngster.
- Instrumental in bringing baseball back to Brooklyn, serving as the Chairman of the Brooklyn Baseball Company, which owned the Brooklyn Cyclones.
- Co-founder and Chairman of the Board of Sterling Equities, Inc., a real estate firm that is involved in the acquisition, development, ownership, operations and management of commercial, residential, industrial and retail properties throughout the United States.
- Graduated from the University of Michigan.
- Graduated from Lafayette High School in Brooklyn, where he played both baseball and basketball.
- Is a Trustee and serves on the boards of many organizations and institutions.



METS OWNERSHIP HISTORY

OCTOBER 17, 1961

The National League officially awarded a New York franchise to Mrs. Joan Whitney Payson. Her partners included M. Donald Grant and G. Herbert Walker.

OCTOBER 4, 1975

Following the death of Joan Payson at the age of 72, her husband Charles Shipman Payson took over control of the club.

DECEMBER 6, 1975

Lorinda de Roulet was named president of the Mets, succeeding her mother, Joan Payson.

JANUARY 1, 1978

De Roulet was named Chairman of the Board of the Mets. She served until the club was sold in January, 1980.

JANUARY 24, 1980

Ownership of the New York Mets changed hands for the first time in the club's history when Nelson Doubleday announced that Doubleday & Co. Inc. had purchased controlling interest in the team along with Fred Wilpon, Chairman of the Board of Sterling Equities Inc. and City Investing Co. The purchase price was \$21,100,000, a then-record amount for a baseball club.

NOVEMBER 14, 1986

Nelson Doubleday and Fred Wilpon purchased the Club from Doubleday and Company, Inc.

AUGUST 23, 2002

Fred Wilpon and his Sterling Equities partners acquired Nelson Doubleday's 50 percent interest in the team.

NOVEMBER 6, 2020

Steven A. Cohen purchased the Mets from the Wilpon and Katz families.




FRONT OFFICE

OFFICE OF THE PRESIDENT

SANDY ALDERSON

PRESIDENT

- Richard “Sandy” Alderson was named team President on November 6, 2020.
- Spent the previous two years with the Oakland Athletics as the Senior Advisor to Baseball Operations.
- Became the 12th General Manager in Mets history when he was hired on October 29, 2010...Stepped down in July, 2018.
- Was honored as the 2015 *Baseball America* Executive of the Year after leading the team to the National League pennant.
- Served as a special consultant to Baseball’s Commissioner for Latin America from March 2010 until his hiring by the Mets...In this position he was responsible for leading baseball’s efforts to address identity fraud and other baseball issues in Latin American countries.
- In April 2005, returned to the front office and became Chief Executive Officer of the San Diego Padres and served in that role until March 2009...During his four years in San Diego, he led the franchise to back-to-back playoff appearances for the first time in club history (2005 & 2006) after winning the National League West Division title both seasons...Was responsible for the club’s daily business and baseball operations.
- From 1998-2005, was Major League Baseball’s Executive Vice President of Baseball Operations...Oversaw baseball operations, umpiring, on-field operations, security and facility management...Helped baseball expand internationally, securing MLB’s participation in the historic games with the Cuban National Team in 1999 and the 2000 Summer Olympics, where Team USA won the Gold Medal in Sydney, Australia...He also aided in the creation of MLB academies in Australia, Italy and Compton, CA.
- Was the architect of the Oakland Athletics teams that won three consecutive American League pennants from 1988-1990 and won the World Series in 1989...Served as General Manager from 1983-1997 and President from 1993-1995 and again from 1997-1998.
- Before joining the Athletics, practiced law in San Francisco, working for Farella, Braun & Martell...Left private practice in October 1981 to join the Athletics as their General Counsel and was named Vice President, Baseball Operations in September 1983.
- Taught undergraduate and MBA sports business courses at the University of California, Berkeley during 2009 and 2010...The Haas School of Business classes examined sports business and marketing practices in the global marketplace.
- Received his bachelor’s degree from Dartmouth College in 1969...Graduated from Harvard Law School in 1976...In 2019, was awarded a Doctor of Humane Letters honorary degree from Dartmouth College.
- Served as a Marine Infantry Officer for four years with a tour of duty in Vietnam.
- Was inducted into the Marine Corps Sports Hall of Fame in 2018.
- Born in Seattle, WA, he and his wife, Linda, have two adult children and six grandchildren.



METS PRESIDENTS

President	Year
George Weiss	1962-1966
Bing Devine	1967
Joan Payson	1968-1975
Lorinda de Roulet.....	1976-1979
Fred Wilpon	1980-2002
Saul B. Katz.....	2002-2020
Sandy Alderson	2020-present

ZACK SCOTT

ACTING GENERAL MANAGER/SENIOR VICE PRESIDENT

- Scott joined the organization in December of 2020 and was named the team's Acting General Manager on January 27, 2021.
- Was the originally hired as the club's Senior Vice President/Assistant General Manager to oversee player development, baseball analytics and baseball systems.
- He spent the last 17 years in the Boston Red Sox organization, including the previous two years as Assistant General Manager, where he oversaw the club's analytics, baseball systems, advance information and professional scouting departments.
- Scott was heavily involved in the analytics and systems departments that provided decision support to Boston's leadership team in all areas of the operation.
- Prior to his promotion, he served as the Vice President, Baseball Research and Development and worked five years as the Director, Major League Operations for the Red Sox...In the latter role, he assisted senior baseball leadership in several aspects including major league roster construction, payroll management, player acquisition, contract analysis and coordinated the department's statistical analysis.
- Scott joined the Red Sox in 2004 as an Intern, served as an Assistant the following year and worked as the Assistant Director, Baseball Operations for six seasons.
- Before his time with the Red Sox, Scott worked at Diamond Mind, Inc., a developer of baseball simulation software, from 2000-2003.
- Scott, 43, graduated from the University of Vermont in 1999 with a B.S. in Mathematics.
- He and his wife, Molly have two children, a daughter, Zoe, and son, Perry.



METS GENERAL MANAGERS

George Weiss	1962-1966	Steve Phillips.....	1997-2003
Bing Devine	1967	Jim Duquette.....	2003-2004
Johnny Murphy.....	1968-1969	Omar Minaya.....	2004-2010
Bob Scheffing	1970-1974	Sandy Alderson.....	2010-2018
Joe McDonald.....	1975-1979	Brodie Van Wagenen.....	2018-2020
Frank Cashen.....	1980-1991	Jared Porter.....	2020-2021
Al Harazin.....	1992-1993	Zack Scott*	2021-Present
Joe McIlvaine	1993-1997		*Indicates Acting General Manager

SUPPORT STAFF

BRIAN SMALL

DIRECTOR, TEAM TRAVEL

- Joined the Mets on January 3, 2011.
- Prior to joining the club, served nearly 20 years at the major league executive level for the Milwaukee Brewers and MLB Commissioner's office.
- Was the manager of waivers and player records for MLB after the league offices were consolidated in 2000 and remained in that position until 2007.
- Returned to the American League office in 1998 as the director of waivers and player records overseeing the administration of player transactions, contracts, and the major league rules.
- Worked for the Milwaukee Brewers in 1991 as the director of baseball administration, a position with duties ranging from salary arbitration preparation to Spring Training accommodations for minor leaguers.
- Served as assistant public relations director in the American League office from 1990-1991.
- Is a graduate of Stanford University with a degree in Quantitative Economics and is a certified fitness trainer.
- Brian is single and resides in Hackensack, NJ.



KEVIN KIERST

EQUIPMENT MANAGER


- Entering his 11th year as the Mets equipment manager and 31st in the Mets organization...Previously served as the Mets minor league equipment manager for eight years (2003-2010) and for 12 years as the equipment manager with the Mets Triple-A affiliate in Norfolk, VA.
- Has been a bat boy, clubhouse manager, equipment manager and minor league equipment coordinator with stops in Norfolk, VA (1991-2002), Nashville, TN (1990), Dunedin, FL (1989), Knoxville, TN (1985-1988), Florence, SC (1984) and his hometown of Auburn, NY (1975-1983).
- Was also a veteran professional ice hockey official in both the American and East Coast Hockey Leagues and was selected to work the 1993-1994 ECHL All-Star Game.
- Named 2015 National League Clubhouse Manager of the Year by the Major League Baseball Clubhouse Managers Association.
- Kevin, 56, resides in Port St. Lucie, FL with his wife Dawn, daughter Kayla and son Kyle.



DAVE BERNI

VISITING CLUBHOUSE MANAGER

- Begins his 24th season with the Mets and second as the visiting clubhouse manager.
- Was the assistant home clubhouse manager from 2007-2019...Oversaw the umpires room from 2011-2019...Worked as a clubhouse attendant from 2002-2006.
- Joined the Mets in 1998 as a bat boy/ball boy...Held that position until 2001.
- Attended St. Francis Preparatory High School in Fresh Meadows, NY.
- Graduated from St. John's University with a B.S. in Sports Management and a minor in Business Management in 2003.
- Has finished two New York City marathons...In 2015, he ran on behalf of The Bulldogs Care Foundation, which helps disadvantaged children through sports...In 2016, he ran on behalf of Joe Torre's Safe at Home Foundation.
- Lives in Little Neck NY with wife Jennifer, daughter Isabella and pugle Rudy Pepperoni.



JIMMY VOIGT


COORDINATOR, CLUBHOUSE OPERATIONS

- Is in his second season as Coordinator of Clubhouse Operations.
- Began working for the Mets as a bat boy in 2009...Became a Clubhouse Attendant in 2015.
- Jimmy, 29, graduated from Holy Cross High School in Flushing, NY and currently resides in Bayside, NY.



DR. DAVID ALTCHER

MEDICAL DIRECTOR



- Returned to the Mets as the Medical Director in 2005.
- Was head team physician for the New York Mets organization from 1991-2001.
- Matriculated to Cornell University Medical College in 1978, having graduated from Columbia College summa cum laude...Graduated from Cornell University Medical College in 1982 and was awarded the T. Campbell Thompson Award for outstanding achievement in orthopedic surgery.
- Pursued his entire surgical career at The New York Hospital-Cornell University Medical College...Beginning in 1982, he did his surgical internship at The New York Hospital under the direction of Dr. Thomas Shires and participated in the Laboratory of Shock Trauma during the summer of 1983.
- Went on to do a residency in Orthopaedic Surgery at the Hospital for Special Surgery and subsequently pursued a fellowship in sports medicine and shoulder surgery under the direction of Dr. Russell F. Warren from 1987 to 1988.
- In 2003, received the John Jay Award for Distinguished Professional Achievement, the highest honor bestowed by Columbia University to its alumni...In November 2003, he received the honor of being named one of the top 250 alumni of all time by the Columbia University student body.
- Served as the co-chief of the Sports Medicine and Shoulder Service at the Hospital for Special Surgery from 2005-2014.
- Professor of Clinical Orthopaedic Surgery at Weill Medical College at Cornell University since 2005.
- Has been the author and co-author of approximately 100 publications in referred medical journals...Has been the author and co-author of 30 books and book chapters and has made over 400 presentations at scientific meetings throughout the world.
- Served as the North American medical director of the professional men's tennis tour (the ATP Tour) and has served in the past as the assistant medical director for the US Open.
- Serves on numerous committees for the Hospital for Special Surgery, including Quality Assurance and Planning.
- Served as team physician for the United States Davis Cup Team from 1999-2003.
- Is an active member of the following organizations: American Medical Association, American Orthopaedic Society for Sports Medicine, American Shoulder and Elbow Society, the Arthroscopy Association of North America, the U.S. Olympic Sports Medicine Society, NY County Medical Society, American College of Sports Medicine, NY State Society of Orthopaedic Surgeons, American Orthopaedic Association, International Society of Arthroscopy, Knee Surgery & Orthopaedic Sports Medicine, Sports Medicine Society, Medical Society of the State of New York and the Eastern Orthopaedic Association...Is a fellow of the American Academy of Orthopaedic Surgeons, having been board certified in 1990.
- Resides in Manhattan, NY with his wife, Anne.

METS FAMILY

The following is a list of Mets players who have played 10 or more years with the club:

Player	Number of Years	Years
Ed Kranepool.....	18	1962-1979
David Wright.....	15	2004-2018
John Franco.....	14	1990-2004
Bud Harrelson.....	13	1965-1977
Jerry Grote.....	12	1966-1977
Cleon Jones.....	12	1963-1975
Tom Seaver.....	12	1967-1977; 1983
Craig Swan.....	12	1973-1984
Ron Hodges.....	12	1973-1984
Jerry Koosman.....	12	1967-1978
José Reyes.....	12	2003-2011, 2016-2018
Dwight Gooden.....	11	1984-1994

DR. STRUAN COLEMAN

HEAD TEAM PHYSICIAN

- Is an ABOS Board Certified orthopedic surgeon and a member of the Sports Medicine and Shoulder Service at the Hospital for Special Surgery.
- Graduated with Honors from Harvard College in 1988 where he received an A.B. in Biochemistry and was a member of the men's varsity heavyweight crew team... Matriculated to Oxford University in 1988 on an Overseas Research Scholarship where he received a D. Phil in Biochemistry in 1991.
- Received his M.D. from Columbia College of Physicians and Surgeons in 1995 and was voted a member of the AOA Society.
- Completed a surgical internship at New York Presbyterian Hospital in 1996, followed by a residency in Orthopedic Surgery at the Hospital for Special Surgery from 1996 to 2000...Went on to complete a fellowship in Sports Medicine at the Hospital for Special Surgery in 2002 under the direction of Dr. Thomas Wickiewicz and Dr. Russell F. Warren.
- Is an author and co-author of numerous scientific papers that appear in peer-reviewed medical journals... Is also the author and co-author on a number of book chapters and invited articles.
- Dr. Coleman lives in Locust Valley, NY with his wife, Isobel, and their five children.



DR. ANDREW PEARLE

ASSOCIATE TEAM PHYSICIAN

- Is Chief of Sports Medicine at Hospital for Special Surgery.
- Has been an associate team physician for the New York Mets since 2005.
- Graduated magna cum laude from Amherst College, where he captained the rugby team...Attended Stanford University Medical School...Profiled as Distinguished Alumnus by Amherst Student in 2010.
- Has authored over 185 papers and speaks nationally and internationally on the use of computer-assisted and robotic techniques for knee surgery as well as techniques in ACL reconstruction.
- Elected member of ACL Study group, an international group of ACL experts in 2011.
- Named editor-in-chief of the Journal Techniques in Knee Surgery in 2011.
- Received NIH grant for biomechanical studies on ACL research in 2018.
- Serves as Orthopedic Consultant to UFC since 2017 and Head Team Physician for the New York Guardians of the XFL and Rugby Union New York of the Professional Rugby League.
- Dr. Pearle lives in Rye, N.Y. with his wife and four children... Has coached tackle football (PeeWee and Midget Divisions) for Rye Town Youth Football for past five years.



DR. KATHRYN MCELHENY

NON-OPERATIVE MEDICAL DIRECTOR

- Is dual board certified in Pediatrics and Sports Medicine and is a member of the Primary Care Sports Medicine Service at Hospital for Special Surgery.
- Graduated with honors from Emory University in 2009 where she was a member of the track and cross country and team.
- Graduated magna cum laude from Loyola Stritch School of Medicine in 2013 where she was voted a member of the AOA national honor medical society.
- Completed her residency training at Weill Cornell where she was chief resident and a recipient of the James Horowitz Chief Resident award for New York Presbyterian Hospital.
- Received Sports Medicine fellowship training at Hospital for Special Surgery under the direction of Dr. James Kinderknecht where she served as a fellow team physician for the New York Football Giants and New York Mets.
- Is an author or co-author on multiple scientific papers, with ongoing research projects largely concentrated in baseball injury prevention.
- Dr. McElheny currently resides in Brooklyn, NY.



MEDICAL CONSULTANTS



DR. ANIL RANAWAT
Orthopedist




DR. JOSHUA DINES
Orthopedist



DR. JONATHAN DELAND
Foot & Ankle Specialist



DR. LAWRENCE INRA
Cardiologist



DR. LAWRENCE LEVIN
Cardiologist



DR. JAMES KINDERKNECHT
Primary Care Specialist



DR. RICHARD COHEN
Internal Medicine Specialist



DR. BERNARD RAWLINS
Spine Specialist



DR. HOWARD ROSENBERG
Infectious Disease Specialist



DR. MICHELLE CARLSON
Hand Specialist




TERRANCE SGROI
Physical Therapist
Specialist



DR. HOWARD LIVERS
Dentist




DR. MICHAEL JACOBS
Dermatologist




DR. ROCK POSITANO
Podiatrist



DR. WAYNE WINNICK
Chiropractor



DR. SANGWOO LEE
Ophthalmologist




DR. JAMES CARR
Physician

PERFORMANCE STAFF



ANTHONY OLIVIERI
ICPC Officer



CARSAN DITTMAN
Performance Dietitian



THERESA CORDERI
Coordinator,
Clubhouse Catering



JACK JUNG
Massage Therapist

JIM CAVALLINI

DIRECTOR OF PERFORMANCE & SPORTS SCIENCE


- Was named the Director of Performance and Sports Science on January 23, 2018.
- From 2015-2017, was the Director of Performance for the United States Army Special Operations Command at Fort Bragg, NC...He recruited, managed and led an elite team of high performance professionals which included performance coaches, athletic trainers, dietitians, sports scientists and cognitive performance coaches.
- Also oversaw all aspects of the performance program, which included performance coaching, testing and monitoring performance nutrition, cognitive performance and the reconditioning of injured operators...Coached the operators in all aspects of performance training, speed, strength and power development, multi-directional movement skill and energy system development.
- Has collaborated with the medical, physical therapy and psychology teams to develop a performance rehabilitation mythology.
- From 2010-2015, he managed a world-class performance training facility for the United States Army Special Operations Command, including performance coaching, testing, monitoring and reconditioning.
- Was the assistant strength and conditioning coach at the University of Virginia from August, 2007-December, 2009...Lead performance coach for men's lacrosse, wrestling, women's volleyball, field hockey and golf.
- Served as the assistant strength and conditioning coach at the University of Iowa from August, 2005-August, 2007...Worked with women's soccer, men's track and field, men's golf, women's volleyball, field hockey and rowing.
- Was the graduate assistant strength and conditioning coach at Ball State for women's soccer, men's and women's tennis and women's track from August 2003-August, 2005 and was the assistant strength and conditioning coach at Drexel University for 16 Division I athletic teams from September, 2002-August, 2003.
- Received a Master of Science in Sport Biomechanics in 2005 from Ball State University and a Bachelor of Science in Exercise Science from Ithaca College in 2000.
- Jim and his wife, Jaclyn, have two boys, Ivan and Anders, and reside in Arsley, NY..



BRIAN CHICKLO

HEAD ATHLETIC TRAINER

- Begins his 23rd year in the Mets organization and his fourth as the head trainer.
- From 2012-2017, was the Mets major league assistant athletic trainer.
- Served as the minor league medical coordinator in 2011...Spent the previous nine seasons as the trainer for the Mets Triple-A affiliates in Norfolk, New Orleans and Buffalo.
- Selected by the Professional Baseball Athletic Trainers Society as the 2008 Pacific Coast League's Athletic Trainer of the Year.
- Was the head trainer for St. Lucie (A) of the Florida State League in 2001.
- Worked as the head trainer at Capital City (A) of the South Atlantic League in 2000 and held a similar position with Pittsfield (A) of the New York-Penn League in 1999.
- Began his career in professional baseball with an internship for Las Vegas (AAA) of the Pacific Coast League in 1998.
- Graduated from Shenandoah University in 1995 with a Bachelor of Science in Kinesiology...Also earned an MS degree in Sports Injury Management from UNLV in 1998.
- Brian, 49, and his wife, Ashley, reside in Fort Mill, SC with their son, Dalton and daughter, Collins.



PRE-GAME TIME TABLE

Game Time	12:10	1:10	4:10	7:10
Mets Pitchers Hit	9:10-9:40	10:10-10:40	1:10-1:40	4:10-4:40
Mets BP	9:40-10:30	10:40-11:30	1:40-2:30	4:40-5:30
Visitors BP	10:30-11:10	11:30-12:10	2:30-3:10	5:30-6:10
Mets Infield	11:10-11:25	12:10-12:25	3:10-3:25	6:15-6:25
Visitors Infield	11:25-11:35	12:25-12:35	3:25-3:35	6:25-6:35
Grounds Crew	11:35	12:35	3:35	6:35

JOSEPH GOLIA

ASSISTANT ATHLETIC TRAINER

- Enters his 16th season with the Mets and fourth as major league assistant athletic trainer.
- Spent the 2017 season as the Mets minor league medical coordinator.
- Head athletic trainer at the organization's Triple-A affiliate from 2011-2015 and held the same position with Binghamton (AA) from 2006-2010.
- Served as an athletic trainer for the Surprise Rafters of the Arizona Fall League in 2009 and the Peoria Saguaros in 2008.
- Began his Mets athletic training career at Brooklyn (A) of the New York-Penn League.
- Worked as the athletic trainer for the College of Charleston baseball team from 2002-2005.
- Served as an intern athletic trainer for Trenton (AA) of the Eastern League in 2002, a Red Sox affiliate.
- Worked as the athletic trainer for the Villanova baseball team from 2000-2002.
- Graduated from West Virginia Wesleyan College, majoring in Sports Medicine, before going on to earn his master's degree in exercise and physical education from The Citadel.
- Joseph is married with two children and makes his offseason home in Charleston, SC.



SEAN BARDENETT

COORDINATOR OF REHABILITATION & RECONDITIONING

- Enters his third season with the Mets after spending two years as the major league assistant physical therapist/manual therapist for the Kansas City Royals.
- Previously was the minor league physical therapist with the Chicago White Sox and served as the physical therapy fellow for the Royals.
- Graduated with a Bachelor of Science degree in biology from the State University of New York at Geneseo, followed by his Doctor of Physical Therapy (DPT) from Upstate Medical University.
- Completed sports physical therapy residency training in Fort Worth, TX where he worked as a physical therapist for Texas Christian University athletics (TCU).
- Completed fellowship training at ATI in South Carolina, and is a licensed physical therapist, Board Certified Sports Clinical Specialist, and Certified Strength and Conditioning Specialist.
- Bardenett enters his 5th year as an adjunct faculty member in the Physical Therapy Education Department at Upstate Medical University in his hometown of Syracuse, NY.
- He serves as a board member for the Professional Baseball Physical Therapy Society.
- Resides in Long Beach, NY with his fiancée Kaitlin.



JOSH BICKEL

RECONDITIONING THERAPIST


- Josh Bickel enters his first season in the organization as a reconditioning therapist.
- Prior to the Mets, he worked as a minor league physical therapist for the Cincinnati Reds from 2016-2020.
- Prior to the Reds, he completed the ATI Physical Therapy Upper Extremity Athlete Fellowship and spent the 2016 season with the Kansas City Royals.
- In 2015, he completed the Proaxis Therapy Sports Residency in Greenville, SC.
- Josh received his doctorate in physical therapy from Midwestern University in 2013 and his bachelor's degree in biology from Concordia University-Irvine in 2008.
- A native of Albuquerque, NM, he currently resides with his wife and son in Stamford, CT.



DUSTIN CLARKE

PERFORMANCE COACH

- Enters his seventh season as the Mets Head Performance Coach and will be entering his 11th season in the organization.
- In his previous seasons, he has worked with the Gulf Coast Mets, Binghamton Mets and Las Vegas 51's.
- Prior to joining the Mets organization, he worked with University of Michigan football strength and conditioning, Lafayette College and Drexel University strength and conditioning programs.
- Certified Registered Strength and Conditioning Coach NSCA, Certified Strength and Conditioning Specialist NSCA.
- Received his Master's in Exercise Science and Bachelor's in Exercise Physiology from East Stroudsburg University in Pennsylvania.
- Currently resides in Scranton, PA in the offseason with his wife, Angela, and children, Adelyn and Logan.



MIKE SCHOFIELD

ASSISTANT PERFORMANCE COACH


- Mike Schofield is entering his first season with Mets organization as the Major League Assistant Performance Coach.
- He is entering his 12th season in professional baseball; previously worked for the Atlanta Braves as the Minor League Strength and Conditioning Coordinator (2018-2020).
- Served as a minor league Strength and Conditioning Coach with the Arizona Diamondbacks (2010-2017).
- During the off-season, he resides in Denver, Colorado with his wife and two children.



DEAN LITTLE

SPORTS SCIENCE COORDINATOR

- Begins his third season as the Sports Science Coordinator.
- Prior to joining the Mets, Little spent three seasons serving as the Lead Performance Analyst/Sports Science & Reconditioning with the NBA Memphis Grizzlies (2016-2019).
- Little has a background in human performance, physiotherapy and rehabilitation.
- He attended the University of Melbourne, LaTrobe University and Australian Catholic University
- Dean, 33, lives in Williamsburg, Brooklyn.



JOSHUA LIFRAK

MENTAL PERFORMANCE COACH

- Begins his second season as the Major League Mental Performance Coach for the New York Mets.
- Prior to joining the Mets, served as Director of the Mental Skills Program for the Chicago Cubs where he created, designed and implemented the most robust mental skills program in Major League Baseball.
- Spent 10 years at IMG Academy in Bradenton, FL building mental skills training programs for athletes.
- Has worked with MLB players, NBA and NFL draft picks, the US Soccer U-17 Men's National Team and many college programs, including the Florida State football and basketball teams, and the USC football and 5-time NCAA champion Men's tennis team.
- Josh earned a BA in Sociology from University of Rhode Island and a Masters in Exercise Science with a concentration in Sport Psychology from Ithaca College.



OMAR MINAYA

- Named a Mets Ambassador in November of 2020 after serving as a special assistant to the general manager from 2017 to 2020.
- Is in his third tour of duty with the Mets...Worked for the club from September 23, 1997-February 11, 2002 where he was a senior assistant general manager who was responsible for overseeing the Mets International Scouting Department...Returned to the organization on September 30, 2004 as the team's general manager, a role he held until October 4, 2010.
- In his most recent role, Minaya oversaw amateur and international scouting and was involved in player development.
- From 2015-2017, was the senior advisor to the executive director for the Major League Baseball Players Association.
- Became baseball's first Hispanic general manager when he was appointed by Major League Baseball as the vice president and general manager of the Montreal Expos on February 12, 2002.
- Also was the San Diego Padres' vice president of baseball operations from December 11, 2011-January, 2015.
- Worked for the Texas Rangers from 1985-1997 in the Scouting Department.
- Was a member of the selection committee for the United States Olympic and Pan-American baseball teams in 2000 when both won gold medals.
- Omar, 62, was born in the Dominican Republic and grew up in Queens where he played baseball as a catcher at Newtown High School in Elmhurst...His number (21) was retired in 1999.



MIKE PIAZZA

- Mike Piazza, who was inducted into the Baseball Hall of Fame in 2016 and is regarded as the greatest hitting catcher in the history of the game, begins his fifth season as a club ambassador.
- He reinvigorated the franchise when he was acquired from the Florida Marlins on May 22, 1998...Hit 427 home runs during his career, 396 coming as a catcher, the most in Major League Baseball history.
- Inducted into the Mets Hall of Fame in 2013 and his number #31 was retired on July 30, 2016, becoming the second player to have number retired joining Tom Seaver.
- In January of 2020, the address of Clover Park, the home of Mets Spring Training, was renamed in his honor to 31 Piazza Drive.
- Was a 12-time All-Star, won 10 Silver Sluggers (the most by any catcher) and was the 1993 National League Rookie of the Year.
- He was the MVP of the 1996 All-Star Game which was played in his hometown of Philadelphia...Went 2-3 with a double, home run and two RBI.
- Led the Mets to the 2000 World Series and the 1999 NLCS.
- Had a .545 career slugging percentage, the best all-time among catchers and hit .308 during his career, the eighth-best mark among backstops.
- Ranks third in team history in home runs (220), third in RBI (655), first in slugging (.542) and third in batting average (.296).
- Cracked his 352nd home run as a catcher on May 5, 2004 off San Francisco's Jerome Williams to break Carlton Fisk's mark for home runs as a catcher.
- Set a team record with 124 RBI in 1999...Belted 40 home runs that season, the fourth-most in team history...Had a .614 slugging percentage in 2000, the highest single-season mark in franchise history.
- Hit a dramatic eighth-inning home run on September 22, 2001 to beat the Braves, 3-2, in the first sporting event in New York City following the 9-11 attacks.
- Batted .308, with 344 doubles, 427 home runs, 1,335 RBI and .545 slugging percentage during his 16-year career with the Dodgers, Marlins, Mets, Padres and Athletics...He was selected in the 62nd round of the 1998 draft by the Dodgers on the advice of family friend Tommy Lasorda.
- Piazza will continue to visit the Mets during Spring Training for a few days to offer personal instruction to Mets catchers.
- Represents the Mets at Corporate Partnership and charitable events.
- Caught the ceremonial first from Tom Seaver in the last game at Shea Stadium and in the first game at Citi Field.
- Mike and his wife Alicia have three children, two daughters, Nicoletta and Paulina and a son, Marco and they reside in Italy.



TIM TEUFEL

- Tim Teufel begins his fifth season as a club ambassador as well as the club's minor league infield coordinator...Served as the third base coach with the major league team from 2012-2016.
- A former second baseman, he was a key member of the Mets' 1986 World Championship team...Acquired from the Minnesota Twins in a five-player trade on January 14, 1986.
- Batted .333 in five postseason games in 1986...Started two games during the League Championship Series and three contests in the World Series...Hit .247 in 93 games for the 1986 Mets.
- In 1987, he hit .308 in 97 contests for the Mets.
- Hit seven pinch-hit home runs in his career, five as a Met, three short of Mark Carreon's club record.
- Cracked the third pinch-hit grand slam in club history and the first slam of his career on June 10, 1986 to help beat the Phillies.
- In total, he managed for eight years in the Mets minor league system, compiling a cumulative 464-562 (.452) record as a manager.
- Started his managerial career with Brooklyn (A) of the New York-Penn League in 2003 before leading St. Lucie (A) of the Florida State League in 2004-2005 and 2008-2009, Savannah (A) of the South Atlantic League in 2007, Binghamton (AA) of the Eastern League in 2010 and Buffalo (AAA) of the International League in 2011.
- In 2001 and 2002, he served the organization as the Mets minor league infield coordinator.
- Returned to the Mets in 1998 as a member of the Professional Scouting Department.
- Played 11 years in the major leagues (1983-1993), including six years with the Mets (1986-1991)...Also played with the Twins and Padres.
- Was drafted by the Twins in the second round of the June, 1980 Free Agent Draft.
- Was All-ACC and a first team All-American at Clemson University as a senior...Led the Tigers to the College World Series.
- Was inducted to the Clemson Hall of Fame on October 10, 2015.
- Has received "Good Guy" Awards from the New York Press Photographers Association and the New York Baseball Writers Association.
- His son, Shawn, a lefthanded pitcher, was drafted by the Detroit Tigers organization...On August 18, 2011, pitching for Toledo (AAA) of the International League, Shawn went 6.0 shutout innings to turn back Tim's Buffalo team...Shawn pitched collegiately at Liberty (VA) University...He also pitched in the Mets organization in 2013 and for Camden of the Independent Atlantic League in 2014.



MOOKIE WILSON

- Mookie Wilson begins his 10th season as a club ambassador.
- Served as the Mets first base and outfield coach in 2011 and 1997-2002.
- Was the Mets minor league outfield and baserunning coordinator in 2010 after spending the previous four years in private business.
- In 2005, managed the Brooklyn Cyclones (A) of the New York-Penn League.
- Managed Kingsport (R) of the Appalachian League in 2003 and 2004.
- Inducted into the Mets Hall of Fame in 1996 and was voted a member of the Mets' 40th Anniversary Team in 2002.
- Returned to the Mets on December 23, 1993 as a member of the Community Outreach Department and a roving minor league instructor...Served there until being named the club's first base coach on October 17, 1996.
- In the spring of 1996, he was a baserunning and outfield instructor in the Mets' minor league camp.
- Was a Mets outfielder from 1980-1989 and ranks among the club's all-time leaders in almost every offensive category.
- Best remembered for perhaps the most memorable at-bat in team history, dodging a two-out, two-strike, wild pitch from Boston pitcher Bob Stanley in the 10th inning of Game 6 of the 1986 World Series that enabled Kevin Mitchell to score the tying run...Then hit a ground ball that trickled under first baseman Bill Buckner's glove, allowing Ray Knight to score the winning run and force a Game 7 that the Mets would win.
- Graduated from Spartanburg (SC) Junior College with a B.A. Degree in Liberal Arts and attended the University of South Carolina for two years, majoring in Business Administration...Graduated from Mercy College (NY) on May 26, 1996.



TODD ZEILE

- Begins his third season as an ambassador.
- Zeile played in the majors for 16 seasons from 1989 to 2004 for the St. Louis Cardinals, Chicago Cubs, Philadelphia Phillies, Baltimore Orioles, Los Angeles Dodgers, Florida Marlins, Texas Rangers, New York Mets, Colorado Rockies, New York Yankees and Montreal Expos.
- Played three seasons with the Mets, and was the first baseman on the 2000 National League Championship team.
- In addition to his duties as an ambassador, Zeile works as a contributing analyst for SNY sports and news shows including “Baseball Night in New York” and “Mets Hot Stove” as well as the Mets pre- and post-game shows...This is a position that he has held since 2017.
- A California native, Zeile is also an actor, director and producer.
- Attended UCLA, where he was a catcher for the Bruins baseball team.



METS EVENTS

METS EVENTS AT CITI FIELD

A DESTINATION FOR EVERY OCCASION


Mets Events, formerly known as Metropolitan Hospitality, is the non-game day event arm that focuses on hosting successful, world class events both inside and outside the ballpark. Citi Field has over 400,000+ square feet of hospitality space, spread throughout 20+ hospitality spaces, fifty-four (54) suites, as well as 8,500+ parking spaces for usage throughout the year. The team at Mets Events specializes in all types of non-baseball events, including concerts and music festivals, social events, corporate functions, athletic-style races, food and beverage festivals, and much

more. Past notable events include the 2018 NHL Winter Classic; Cirque du Soleil's TOTEM, AMALUNA, & LUZIA Shows; Major League Soccer and International Soccer Matches; Spartan Race; Electric Daisy Carnival; Rolling Loud Music Festival; and high-end concert tours, including Beyoncé, Lady Gaga, Classic East, BTS, Zac Brown Band, and the Foo Fighters.

For more information on booking an event, and upcoming events, including purchasing tickets please visit www.MetsEvents.com or call (718)-507-3663.

METS EVENTS STAFF

Heather Collamore	Vice President, Mets Events
Lisa Barbara	Director, Event Sales
Amanda Cieri	Director, Event Operations
Jenny Ice	Senior Manager, Event Operations
Matt Cowan	Manager, Event Operations
Jamie Logan	Senior Account Executive, Event Sales
Ryan Keller	Manager, Event Financial Operations
Caitlyn Maio	Senior Coordinator, Event Operations
Danielle DeLuna	Coordinator, Event Operations
Kara Torzullo	Coordinator, Event Operations





MANAGER & COACHES



LUIS ROJAS Manager

OPENING DAY AGE

39

BIRTHDATE

September 1, 1981

BIRTHPLACE

Santo Domingo, DR

RESIDES

Santo Domingo, DR

APPOINTED

January 24, 2020

COACHING TIMELINE

2007-

New York Mets

DSL Mets (R) (2007)

GCL Mets (R) (2008-2009)

Savannah (A) (2010)

GCL Mets (R) Manager (2011)

Savannah (A)

Manager (2012-2014)

St. Lucie (A)

Manager (2015-2016)

Binghamton (AA)

Manager (2017-2018)

Quality Control Coach (2019)

Manager (2020-)

COACHING CAREER

- Enters his second season as manager and his 16th overall in the New York Mets organization...Was named the 23rd manager in Mets history on January 23, 2020.
- Is the sixth Dominican-born manager in major league history...His father, Felipe Alou, became the first when he helmed the Montreal Expos from 1992-2001...Rojas joins Manny Acta, Tony Peña, Juan Samuel and Luis Pujols as the only other managers from Dominican heritage.
- Luis and Felipe are the fifth father-son duo to both serve as major league managers, joining Buddy and David Bell, Aaron and Bob Boone, George and Dick Sisler, and Bob and Joel Skinner.
- Spent 2019 as the newly-created role of quality control coach...Served as a conduit between the front office and coaching staff on all issues including game preparation, strategy and analytics.
- Managed the Dominican Republic in the 2019 WBSC Premier12 tournament.
- Managed Binghamton (AA) during the 2017 and 2018 seasons...In 2017, led the Rumble Ponies to a playoff berth.
- Managed St. Lucie (A) of the Florida State League from 2015-16...Led St. Lucie to a second-half Florida State League South Division title in 2016...Was St. Lucie's first appearance in the playoffs since 2012 and first second-half title since 2007.
- He was voted by his peers as the Best Managerial Prospect in the Florida State League in 2015 and 2016 by *Baseball America*.
- Led the Leones del Escogido to a Dominican Winter League championship in 2015-16.
- Managed Savannah (A) of the South Atlantic League for three seasons from 2012-2014...Guided Savannah to the South Atlantic League championship in 2013...Was named the South Atlantic League Manager of the Year in 2014 and the Best Managerial Prospect in the South Atlantic League by *Baseball America*.
- Managed the Gulf Coast Mets (R) in 2011.
- In 2010 was a coach for Savannah (A)...Served in the same capacity from 2008-09 with the Gulf Coast Mets (R).
- Spent 2007 as a coach with the Mets Dominican Summer League team...Joined the Mets organization after the DSL season in 2006.

PLAYING CAREER

- Played with the Baltimore Orioles (2000), Florida Marlins (2001-02) and Montreal Expos/Washington Nationals (2003-05) minor league systems.

BACKGROUND

- Makes his home in Santo Domingo, DR with his wife, Laura, and his son, Luis Felipe.
- He is the son of Felipe Alou and the brother of former Met Moises Alou.

MAJOR LEAGUE COACHING CAREER

YEAR	CLUB	LEAGUE
2019-	METS	NATIONAL

MANAGERIAL RECORD

YEAR	TEAM	LEAGUE	W-L	PCT.	POS
2011	GCL Mets	Gulf Coast (R)	27-29	.482	3rd
2012	Savannah	South Atlantic (A)	69-67	.507	3rd
2013	Savannah	South Atlantic (A)	77-61	.558	2nd
2014	Savannah	South Atlantic (A)	85-51	.625	2nd
2015	St. Lucie	Florida State (A)	68-70	.493	5th
2016	St. Lucie	Florida State (A)	74-61	.548	1st
2017	Binghamton	Eastern (AA)	85-54	.612	2nd
2018	Binghamton	Eastern (AA)	64-76	.457	5th
2020	METS	NATIONAL	26-34	.433	T-4th
Minor League Totals			550-474	.537	



METS MANAGERS

YEARS	MANAGER	W-L	PCT	YEARS	MANAGER	W-L	PCT
1962-65	Casey Stengel	175-404	.302	1991	Mike Cuddage	3-4	.429
1965-67	Wes Westrum	142-237	.375	1992-93	Jeff Torborg	85-115	.425
1967	Salty Parker	4-7	.364	1993-96	Dallas Green	229-283	.447
1968-1971	Gil Hodges	339-309	.523	1996-2002	Bobby Valentine	536-467	.534
1972-75	Yogi Berra	292-296	.497	2003-04	Art Howe	137-186	.424
1975	Roy McMillan	26-27	.491	2005-08	Willie Randolph	302-253	.544
1976-77	Joe Frazier	101-106	.488	2008-10	Jerry Manuel	204-213	.489
1977-81	Joe Torre	286-420	.405	2011-2017	Terry Collins	551-583	.486
1982-83	George Bamberger	81-127	.389	2018-2019	Mickey Callaway	163-161	.503
1983	Frank Howard	52-64	.448	2019-2020	Carlos Beltrán	0-0	---
1984-1990	Davey Johnson	595-417	.588	2020-	LUIS ROJAS	26-34	.433
1990-91	Bud Harrelson	145-129	.529				



JEREMY ACCARDO

Asst. Pitching Coach

OPENING DAY AGE

39

BIRTHDATE

December 18, 1981

BIRTHPLACE

Phoenix, AZ

RESIDES

Phoenix, AZ

APPOINTED

June 20, 2019

COACHING TIMELINE

2017-

New York Mets

Asst. Pitching Coach (2020)

Pitching Strategist (June, 2019-September, 2019)

Pitching Coordinator (February, 2019-June, 2019)

Las Vegas (AAA) (2018)

Pitching Coach

Gulf Coast Mets (R) (2017)

Pitching Coach

COACHING CAREER

- Named the assistant pitching coach on December 8, 2019...Joined the staff on June 20, 2019 as the newly-created role of pitching strategist...Began 2019 as the Mets organizational pitching coordinator.
- Served as the pitching coach for Triple-A Las Vegas for the Mets in 2018...Spent 2017 as the pitching coach for the rookie-level Gulf Coast Mets.
- Worked as a summer coach for the Chandler Bats world team in 2015.

PLAYING CAREER

- Spent eight seasons in the majors with San Francisco (2005-2006), Toronto (2006-2010), Baltimore (2011), Cleveland (2012) and Oakland (2012).
- Went 10-20 with a 4.30 ERA and 38 saves in 262 career games during his major league career.
- Last pitched in affiliated baseball with Syracuse (AAA) in the Washington Nationals organization in 2013.
- Was originally signed by the Giants as a non-drafted free agent in 2003 after playing college baseball at Illinois State University.

BACKGROUND

- Jeremy and his wife, Carly, have a daughter, LeeAnne, and two sons, Larson and Locke.
- His late daughter, Leighton, heroically battled stage IV germ cell cancer and tragically lost the fight at the age of nine on November 24, 2020...Mets players and staff wore t-shirts that read "Fight Like a Girl #PlayingforLeighton."...Her courageous battle gained national attention.
- Accardo returned to Illinois State in 2016 to finish his degree.

THE METS LOGO



The circular Mets logo was unveiled on November 16, 1961 and has gone virtually unchanged throughout the history of the club. The shape of the insignia, with its orange stitching, represents a baseball, and the bridge in the foreground symbolizes that the Mets, in bringing back National League baseball to New York, represent all five boroughs. It's not just a skyline in the background, it has special meaning. At the left is a church spire, symbolic of Brooklyn, the borough of churches. The second building from the left is the Williamsburg Savings Bank, the tallest building in Brooklyn. Next is the Woolworth Building. After a general skyline view of midtown comes the Empire State Building. At the far right is the United Nations Building.

MAJOR LEAGUE COACHING CAREER

YEAR	CLUB	LEAGUE
2019-	NEW YORK	NATIONAL

PLAYING CAREER

YEAR	CLUB	W-L	ERA	G	GS	CG	SHO	SV	IP	H	R	ER	HR	HB	BB	SO	WP	BK
2004	Norwich (AA)	2-1	5.40	7	0	0	0	1	8.1	9	5	5	1	0	2	5	1	0
	San Jose (A)	1-2	4.25	50	0	0	0	27	55.0	57	28	26	3	1	15	43	4	0
2005	SAN FRANCISCO (NL)	1-5	3.94	28	0	0	0	0	29.2	26	13	13	2	1	9	16	1	0
	Fresno (AAA)	2-0	1.95	25	0	0	0	3	32.1	25	7	7	0	0	10	30	2	0
	Norwich (AA)	1-0	0.93	8	0	0	0	4	9.2	8	3	1	0	0	1	15	0	0
	San Jose (A)	0-0	0.00	2	0	0	0	1	2.0	1	0	0	0	1	1	3	0	0
2006	SAN FRANCISCO (NL)	1-3	4.91	38	0	0	0	3	40.1	38	23	22	2	1	11	40	2	0
	TORONTO (AL)	1-1	5.97	27	0	0	0	0	28.2	38	19	19	5	0	9	14	2	1
	Fresno (AAA)	0-0	1.80	3	0	0	0	0	5.0	5	1	1	0	0	1	8	0	0
2007	TORONTO (AL)	4-4	2.14	64	0	0	0	30	67.1	51	19	16	4	2	24	57	0	1
2008	TORONTO (AL)	0-3	6.57	16	0	0	0	4	12.1	15	10	9	1	1	4	5	1	0
	Syracuse (AAA)	0-0	1.93	5	0	0	0	0	4.2	4	2	1	0	0	3	3	0	0
	Dunedin (A)	0-0	5.14	7	1	0	0	0	7.0	8	4	4	2	0	1	3	0	0
	GCL Blue Jays (RK)	0-0	0.00	1	1	0	0	0	1.0	1	0	0	0	0	0	1	0	0
2009	TORONTO (AL)	0-0	2.55	26	0	0	0	1	24.2	23	8	7	2	2	17	18	0	0
	Las Vegas (AAA)	2-1	3.00	27	0	0	0	13	30.0	32	11	10	1	1	8	27	0	0
2010	TORONTO (AL)	0-1	8.10	5	0	0	0	0	6.2	12	6	6	0	1	3	3	2	0
	Las Vegas (AAA)	3-2	3.48	42	0	0	0	24	44.0	52	22	17	1	1	15	26	0	0
2011	BALTIMORE (AL)	3-3	5.73	31	0	0	0	0	37.2	43	24	24	5	1	18	23	0	0
	Norfolk (AAA)	1-1	2.16	26	0	0	0	2	33.1	26	9	8	1	1	11	27	1	0
2012	CLEVELAND (AL)	0-0	4.58	26	0	0	0	0	35.1	38	19	18	3	0	16	28	2	0
	OAKLAND (AL)	0-0	9.00	1	0	0	0	0	2.0	4	2	2	0	0	0	1	0	0
	Columbus (AAA)	0-2	2.76	13	0	0	0	4	16.1	12	7	5	0	1	7	16	1	0
	Sacramento (AAA)	1-0	1.17	7	0	0	0	2	7.2	7	1	1	0	1	3	4	0	0
2013	Syracuse (AAA)	2-1	5.56	17	0	0	0	0	22.2	24	14	14	3	1	12	18	0	0
2014	Mexicali (MEX)	1-0	2.19	13	0	0	0	2	12.1	13	6	3	0	0	3	7	0	0
	Caracas (MEX)	0-0	5.79	9	0	0	0	0	9.1	17	7	6	3	0	1	5	0	0
	Long Island (IND)	4-7	4.89	37	0	0	0	0	38.2	51	23	21	6	1	10	29	3	0
	Bridgeport (IND)	0-0	3.57	23	0	0	0	0	22.2	23	13	9	1	0	9	11	2	0
Minor League Totals		15-10	3.23	240	2	0	0	81	279.0	271	114	100	12	8	90	229	9	0
Major League Totals		10-20	4.30	262	0	0	0	38	284.2	288	143	136	24	9	111	205	10	2
Independent League Totals		4-7	4.40	60	0	0	0	0	61.1	74	36	30	7	1	19	40	5	0
Foreign Totals		1-0	3.74	22	0	0	0	2	21.2	30	13	9	3	0	4	12	0	0



RICKY BONES

Bullpen Coach

OPENING DAY AGE

50

BIRTHDATE

April 7, 1969

BIRTHPLACE

Salinas, Puerto Rico

RESIDES

Port St. Lucie, FL

APPOINTED

June 20, 2018

COACHING TIMELINE

2006-

New York Mets

St. Lucie (A) (2006)

Pitching Coach

Binghamton (AA) (2007-2008)

Pitching Coach

Buffalo (AAA) (2009-2011)

Pitching Coach

Bullpen Coach (2012-2018)

St. Lucie (A) (2019)

Pitching Coach

Bullpen Coach (2019-)

COACHING CAREER

- Ricardo (Ricky) Bones was named the New York Mets bullpen coach on December 8, 2019...Was the Mets bullpen coach from 2012-2018 and re-joined the staff as the bullpen coach from June 20, 2019 through the remainder of the season...Started the 2019 season as the pitching coach for St. Lucie (A).
- Served as the pitching coach for Team Puerto Rico during the 2016 World Baseball Classic...Held the same role for Team Puerto Rico during the 2013 World Baseball Classic, where they finished second.
- Was a pitching coach in the Mets' minor league system for six years, from 2006-2011.
- From 2009-2011, he was the pitching coach for New York's Buffalo (AAA) team of the International League.
- In 2007 and 2008, he was with Binghamton (AA) of the Eastern League.
- In 2006, he helped St. Lucie (A) of the Florida State League to a championship.
- From 2004-2005, he was with the Montreal Expos/Washington Nationals organization...In 2005, he was the pitching coach for Potomac (A) of the Carolina League...Held the same position for Savannah (A) of the South Atlantic League in 2004.

PLAYING CAREER

- Pitched for 11 years in the major leagues with San Diego (1991), Milwaukee (1992-1996), the Yankees (1996), Cincinnati (1997), Kansas City (1997-1998), Baltimore (1999) and Florida (2000-2001).
- Amassed a career record of 63-82 with a 4.85 ERA (689 earned runs/1278.1 innings) in 375 games (164 starts).
- Was named to the American League All-Star team in 1994, finishing the season 10-9 with a 3.43 ERA (65 earned runs/170.2 innings).
- Collected a career-high 11 wins in 203.2 innings in 1993...Won double-digit games for Milwaukee in three straight years (11 in 1993, 10 in 1994 and 10 in 1995).

BACKGROUND

- His wife, Wanda, is a first cousin of former major leaguer Ricky Ledee.
- Last name is pronounced BOH-ness.

MAJOR LEAGUE COACHING CAREER

YEAR	CLUB	LEAGUE
2012-	METS	NATIONAL

PLAYING CAREER

YEAR	CLUB	W-L	ERA	G	GS	CG	SHO	SV	IP	H	R	ER	HR	HB	BB	SO	WP	BK
1986	Spokane (A)	1-3	5.59	18	9	0	0	0	58.0	63	44	36	3	1	29	46	7	2
1987	Charleston (A)	12-5	3.65	26	26	4	1	0	170.1	183	81	69	9	6	45	130	6	2
1988	Riverside (A)	15-6	3.64	25	25	5	2	0	175.1	162	80	71	11	4	64	129	14	5
1989	Wichita (AA)	10-9	5.74	24	24	2	0	0	136.1	162	103	87	22	2	47	88	7	3
1990	Las Vegas (AA)	6-4	3.48	21	21	2	1	0	137.0	138	66	53	15	5	45	96	6	4
	Las Vegas (AAA)	2-1	3.47	5	5	0	0	0	36.1	45	17	14	2	1	10	25	1	0
1991	Las Vegas (AAA)	8-6	4.22	23	23	1	0	0	136.1	155	90	64	10	4	43	95	6	3
	SAN DIEGO (NL)	4-6	4.83	11	11	0	0	0	54.0	57	33	29	3	0	18	31	4	0
1992	MILWAUKEE (AL)	9-10	4.57	31	28	0	0	0	163.1	169	90	83	27	9	48	65	3	2
1993	MILWAUKEE (AL)	11-11	4.86	32	31	3	0	0	203.2	222	122	110	28	8	63	63	6	1
1994	MILWAUKEE (AL)	10-9	3.43	24	24	4	1	0	170.2	166	76	65	17	3	45	57	8	0
1995	MILWAUKEE (AL)	10-12	4.63	32	31	3	0	0	200.1	218	108	103	26	4	83	77	5	2
1996	MILWAUKEE (AL)	7-14	5.83	32	23	0	0	0	145.0	170	104	94	28	9	62	59	2	0
	NEW YORK (AL)	0-0	14.14	4	1	0	0	0	7.0	14	11	11	2	1	6	4	0	0
1997	Tucson (AAA)	5-0	2.79	8	7	0	0	0	42.0	40	18	13	2	3	8	22	0	1
	CINCINNATI (NL)	0-1	10.19	9	2	0	0	0	17.2	31	22	20	2	2	11	8	0	0
	KANSAS CITY (AL)	4-7	5.97	21	11	1	0	0	78.1	102	59	52	10	5	25	36	1	0
1998	Salt Lake (AAA)	5-1	3.42	8	8	0	0	0	47.1	41	20	18	5	3	19	41	1	0
	Omaha (AAA)	1-2	8.59	3	3	0	0	0	14.2	19	16	14	5	0	10	8	1	0
	KANSAS CITY (AL)	2-2	3.04	32	0	0	0	1	53.1	49	18	18	4	1	24	38	2	0
1999	BALTIMORE (AL)	0-3	5.98	30	2	0	0	0	43.2	59	29	29	7	2	19	26	3	0
2000	FLORIDA (NL)	2-3	4.54	56	0	0	0	0	77.1	94	43	39	6	3	27	59	2	1
2001	FLORIDA (NL)	4-4	5.06	61	0	0	0	0	64.0	71	39	36	7	3	33	41	0	0
2002	Las Vegas (AAA)	0-2	3.86	30	0	0	0	9	30.1	34	19	13	3	4	12	15	1	0
2003	Saltillo (MEX)	0-1	9.45	3	2	0	0	1	6.2	7	7	7	1	2	7	6	0	0
Minor League Totals		65-40	4.17	194	153	14	4	10	990.2	1049	561	459	88	35	339	701	49	20
Major League Totals		63-82	4.85	375	164	11	1	1	1278.1	1422	754	689	167	50	464	564	36	6

MEET THE METS

BY RUTH ROBERTS & BILL KATZ

The unofficial theme song of the Mets, this tune was created in 1962

Meet the Mets, meet the Mets,
Step right up and greet the Mets.
Bring your kiddies, bring your wife,
Guaranteed to have the time of your life.
Because the Mets are really sockin' the ball,
Knockin' those home runs over the wall.
East side, West side, everybody's coming down,
To meet the M-E-T-S Mets, of New York town.

Oh, the butcher and the baker and the
people on the streets,
Where did they go? To MEET THE METS!

Oh, they're hollerin' and cheerin' and
they're jumpin' in their seats,
Where did they go? To MEET THE METS!

All the fans are true to the orange and blue,
So hurry up and come on down -
'cause we've got ourselves a ball club,
The Mets of New York town!

Give 'em a yell! Give 'em a hand!
And let 'em know you're rootin' in the stands!
Come on and Meet the Mets, meet the Mets,
Step right up and greet the Mets.
Bring your kiddies, bring your wife,
Guaranteed to have the time of your life.
Because the Mets are really sockin' the ball,
Knockin' those home runs over the wall.
East side, West side, everybody's coming down,
To meet the M-E-T-S Mets,
Of New York town,
Of New York town!!!!



CHILI DAVIS

Hitting Coach

OPENING DAY AGE

60

BIRTHDATE

January 17, 1960

BIRTHPLACE

Kingston, Jamaica

RESIDES

Paradise Valley, AZ

APPOINTED

December 9, 2018

COACHING TIMELINE

2003-2004

Australian Baseball Academy
Hitting Coach

2010

Los Angeles Dodgers
Part-Time Instructor (Fall
Instructional League)

2011

Boston Red Sox
Pawtucket (AAA)
Hitting Coach

2012-2014

Oakland Athletics
Hitting Coach

2015-2017

Boston Red Sox
Hitting Coach

2018

Chicago Cubs
Hitting Coach

2019-

New York Mets
Hitting Coach

COACHING CAREER

- Enters his third season as the Mets' hitting coach...Was initially hired to the role on December 9, 2018.
- Coached remotely from his home in Arizona during the 2020 season due to COVID-19 concerns...New York's offense led the majors with a .272 batting average, ranked second with a .348 on-base percentage, third with an .807 OPS and was fourth with a .459 slugging percentage...In his first season with the Mets, the team ranked fifth in the NL in homers in 2019 (242), including a rookie-record 53 home runs from Pete Alonso.
- Was the Cubs' hitting coach during the 2018 season...Chicago's offense produced an NL-best .258 batting average and ranked second with a .333 OBP.
- Coached the Red Sox hitters from 2015-2017, during which time Boston led the majors in runs scored (2,411), tied for the major league lead with a .334 on-base percentage, had the second-best batting average (.268) and ranked third in OPS (.762).
- Was Oakland's hitting coach from 2012-2014...In his first year as Oakland's hitting coach in 2012, the A's increased both their total number of runs scored (+68) and home runs (+81) from the previous year.
- Was the hitting coach for the Pawtucket Red Sox (AAA) in 2011...The team ranked among International League leaders in OBP (third, .335), runs scored (third, 657) and home runs (fifth, 132).
- Served as a part-time instructor in the Dodgers Fall Instructional League in 2010.
- Started his professional coaching career as hitting coach for the Australian Baseball Academy in 2003-04.

PLAYING CAREER

- Played 19 major league seasons with the Giants (1981-87), Angels (1988-90, 1993-96), Twins (1991-92), Royals (1997) and Yankees (1988-99)...San Francisco originally drafted him in the 11th round of the 1977 June Amateur Draft.
- Made his major league debut on April 10, 1981, and was the first Jamaican-born player to reach the majors.
- The switch-hitting outfielder reached the postseason four times and won three World Series championships with the Twins in 1991 and the Yankees in 1998-99.
- Compiled a .274 average (2,380-8,673) with 424 doubles, 30 triples, 350 homers, 1,372 RBI and a .360 on-base percentage in 2,436 games.

BACKGROUND

- Charles Theodore "Chili" Davis graduated from Dorsey (CA) High School.
- Is married to his wife, Ann.

MAJOR LEAGUE COACHING CAREER

YEAR	CLUB	LEAGUE
2012-2014	Oakland	American
2015-2017	Boston	American
2018	Chicago	National
2019-	METS	NATIONAL

PLAYING CAREER

YEAR	CLUB	AVG	G	AB	R	H	2B	3B	HR	RBI	SH	SF	HBP	BB	SO	SB	CS	SLG	OBP	E
1978	Cedar Rapids (A)	.281	124	424	63	119	18	5	16	73	2	1	4	36	103	15	7	.460	.342	25
1979	Fresno (A)	.269	134	490	91	132	24	5	21	95	4	7	3	80	91	30	4	.467	.371	20
1980	Shreveport (AA)	.294	129	442	50	130	30	4	12	67	3	7	3	52	94	19	18	.462	.367	12
1981	SAN FRANCISCO (NL)	.133	8	15	1	2	0	0	0	0	0	0	1	2	2	0	.133	.188	0	
	Phoenix (AAA)	.350	88	334	76	117	16	6	19	75	0	2	3	46	54	40	12	.605	.431	6
1982	SAN FRANCISCO (NL)	.261	154	641	86	167	27	6	19	76	7	6	2	45	115	24	13	.410	.308	12
1983	SAN FRANCISCO (NL)	.233	137	486	54	113	21	2	11	59	3	9	0	55	108	10	12	.352	.305	9
	Phoenix (AAA)	.295	10	44	12	13	2	0	2	9	0	1	1	4	6	5	0	.477	.360	2
1984	SAN FRANCISCO (NL)	.315	137	499	87	157	21	6	21	81	2	2	1	42	74	12	8	.507	.368	9
1985	SAN FRANCISCO (NL)	.270	136	481	53	130	25	2	13	56	1	7	0	62	74	15	7	.412	.349	6
1986	SAN FRANCISCO (NL)	.278	153	526	71	146	28	3	13	70	2	5	1	84	96	16	13	.416	.375	9
1987	SAN FRANCISCO (NL)	.250	149	500	80	125	22	1	24	76	0	4	2	72	109	16	9	.442	.344	7
1988	CALIFORNIA (AL)	.268	158	600	81	161	29	3	21	93	1	10	0	56	118	9	10	.432	.326	19
1989	CALIFORNIA (AL)	.271	154	560	81	152	24	1	22	90	3	6	0	61	109	3	0	.436	.340	6
1990	CALIFORNIA (AL)	.265	113	412	58	109	17	1	12	58	0	3	0	61	89	1	2	.398	.357	3
1991	MINNESOTA (AL)	.277	153	534	84	148	34	1	29	93	0	4	1	95	117	5	6	.507	.385	0
1992	MINNESOTA (AL)	.288	138	444	63	128	27	2	12	66	0	9	3	73	76	4	5	.439	.386	0
1993	CALIFORNIA (AL)	.243	153	573	74	139	32	0	27	112	0	0	1	71	135	4	1	.440	.327	0
1994	CALIFORNIA (AL)	.311	108	392	72	122	18	1	26	84	0	6	1	69	84	3	2	.561	.410	0
1995	CALIFORNIA (AL)	.318	119	424	81	135	23	0	20	86	0	9	0	89	79	3	3	.514	.429	0
1996	CALIFORNIA (AL)	.292	145	530	73	155	24	0	28	95	1	6	0	86	99	5	2	.496	.387	0
1997	KANSAS CITY (AL)	.279	140	477	71	133	20	0	30	90	0	4	1	85	96	6	3	.509	.386	0
1998	NEW YORK (AL)	.291	35	103	11	30	7	0	3	9	0	1	0	14	18	0	1	.447	.373	0
	Columbus (AAA)#	.364	6	22	4	8	1	0	0	3	0	0	1	4	3	0	0	.409	.481	0
	Norwich (AA)#	.243	11	37	2	9	3	0	1	5	0	0	1	9	7	0	0	.405	.404	0
1999	NEW YORK (AL)	.269	146	476	59	128	25	1	19	78	0	3	2	73	100	4	1	.445	.366	0
Minor League Totals		.294	502	1793	298	528	94	20	71	327	9	18	16	231	358	109	41	.488	.377	65
Major League Totals		.274	2436	8673	1240	2380	424	30	350	1372	20	94	15	1194	1698	142	98	.451	.360	80

TIE GAMES

September 9, 1962

June 7, 1964 (Game 2)

May 31, 1965 (Game 2)

October 2, 1965 (Game 2)*

7-7 vs. Colt 45's at Houston

1-1 vs. Dodgers at Shea

3-3 vs. Cubs at Chicago

0-0 vs. Phillies at Shea (18 innings)

*This is the longest 0-0 night game in major league history.

The Phillies' Chris Short struck out 18 Mets in 15 innings of work. Rob Gardener hurled 15 innings to tie Al Jackson's one-game Met record.

September 2, 1968 (Game 2)

May 25, 1979*

2-2 vs. Braves at Shea

3-3 vs. Pirates at Shea (11 innings)

*Game called after Pirate leftfielder Bill Robinson lost Joel Youngblood's leadoff fly in the 11th in the thick fog at Shea.

April 22, 1981

October 1, 1981

2-2 vs. Pirates at Pittsburgh

2-2 vs. Cubs at Shea



GARY DiSARCINA

Third Base Coach

OPENING DAY AGE

53

BIRTHDATE

November 19, 1967

BIRTHPLACE

Malden, MA

RESIDES

Boston, MA

APPOINTED

November 15, 2017

COACHING TIMELINE

2007-2010

Boston Red Sox
Lowell (A) Manager
(2007-09)
Minor League Infield
Coordinator (2010)

2012

Los Angeles Angels
Field Coordinator

2013

Boston Red Sox
Pawtucket (AAA) Manager

2014-2016

Los Angeles Angels
Third Base Coach (2014-15)
First Base Coach (2016)

2017

Boston Red Sox
Bench Coach

2018-

New York Mets
Bench Coach (2018)
Third Base Coach (2019-)

COACHING/FRONT OFFICE CAREER

- Enters his third year as the team's third base coach and fourth season on the staff...Was the bench coach in 2018.
- Served as the bench coach for the American League East Division champion Boston Red Sox in 2017...In addition to his role as bench coach, DiSarcina coordinated Boston's Spring Training.
- Spent eight seasons in the Red Sox organization as a player, coach, manager or front office member.
- Worked on Mike Scioscia's staff with the Angels from 2014-2016... Served as the third base coach in 2014 and 2015 before working as the first base coach in 2016.
- Managed four years in Boston's organization from 2007-2009 and 2013...Managed Lowell (A) of the New York-Penn League from 2007-2009 and Pawtucket (AAA) of the International League in 2013.
- Posted a winning record in each of his four seasons as a minor league manager and led the clubs to divisional titles in 2008, 2009 and 2013.
- Following his 2013 campaign with Pawtucket, was named *Baseball America's* Minor League Manager of the Year.
- Served as the Los Angeles Angels' field coordinator in 2012 after holding the title of Special Assistant to the General Manager for the organization in 2011.
- Was Boston's minor league infield coordinator in 2010 and a Baseball Operations consultant in 2006.
- Served on the coaching staff for Team Italy during the 2006 World Baseball Classic.

PLAYING CAREER

- Spent his entire 12-year major league career with the Angels from 1989-2000 after being selected by the team in the sixth-round of the 1988 June First-Year Player Draft.
- Posted a .258 career batting average in 1,086 major league games... Was an All-Star in 1995 and was the team MVP in 1998.
- Made 1,056 of his starts at shortstop and played no other position from 1992-2000.
- After missing most of the 2000 season and all of 2001 due to injury, his final season came in 2002 when he appeared in 35 games with Pawtucket.

BACKGROUND

- Gary Thomas DiSarcina [dee-sar-SEE-na] attended Billerica (MA) Memorial High School.
- Attended the University of Massachusetts from 1986-1988...Was a career .336 hitter in his time at UMass.
- Inducted into the UMass Athletic Hall of Fame in 2005.
- After retiring as a player, operated DiSarcina Baseball Academy in his hometown of Billerica, MA.
- Served as an analyst for NESN's pre-and-post game Red Sox coverage from 2005-2006.
- Resides in Boston with his two children, Carlee and Gary Jr.

MAJOR LEAGUE COACHING CAREER

YEAR	TEAM	LEAGUE
2014-2016	Los Angeles	American
2017	Boston	American
2018-	METS	NATIONAL

MANAGERIAL CAREER

YEAR	TEAM	LEAGUE	W-L	PCT.	POS
2007	Lowell (Boston)	New York-Penn	40-36	.526	2nd
2008	Lowell (Boston)	New York-Penn	40-33	.548	1st
2009	Lowell (Boston)	New York-Penn	45-30	.600	1st
2013	Pawtucket (Boston)	International	80-63	.559	1st
Minor League Totals			205-162	.559	

PLAYING CAREER

YEAR	TEAM	AVG	G	AB	R	H	2B	3B	HR	RBI	SH	SF	HBP	BB	SO	SB	CS	SLG	OBP	E
1988	Bend (A)	.305	71	295	40	90	11	5	2	39	4	4	2	27	34	7	4	.397	.363	27
1989	Midland (AA)	.286	126	441	65	126	18	7	4	54	7	5	4	24	54	11	6	.385	.325	30
	CALIFORNIA (AL)	---	2	0	0	0	0	0	0	0	0	0	0	0	0	0	0	---	---	0
1990	Edmonton (AAA)	.212	97	330	46	70	12	2	4	37	5	2	4	25	46	5	3	.297	.274	24
	CALIFORNIA (AL)	.140	18	57	8	8	1	1	0	0	1	0	0	3	10	1	0	.193	.183	4
1991	Edmonton (AAA)	.310	119	390	61	121	21	4	4	58	4	3	9	29	32	16	5	.415	.369	20
	CALIFORNIA (AL)	.211	18	57	5	12	2	0	0	3	2	0	2	3	4	0	0	.246	.274	4
1992	CALIFORNIA (AL)	.247	157	518	48	128	19	0	3	42	5	3	7	20	50	9	7	.301	.283	25
1993	CALIFORNIA (AL)	.238	126	416	44	99	20	1	3	45	5	3	6	15	38	5	7	.313	.273	14
1994	CALIFORNIA (AL)	.260	112	389	53	101	14	2	3	33	10	2	2	18	28	3	7	.329	.294	9
1995	CALIFORNIA (AL)	.307	99	362	61	111	28	6	5	41	7	3	2	20	25	7	4	.459	.344	6
1996	CALIFORNIA (AL)	.256	150	536	62	137	26	4	5	48	16	1	2	21	36	2	1	.347	.286	20
1997	ANAHEIM (AL)	.246	154	549	52	135	28	2	4	47	8	5	4	17	29	7	8	.326	.271	15
1998	ANAHEIM (AL)	.287	157	551	73	158	39	3	3	56	12	3	8	21	51	11	7	.385	.321	14
1999	Lake Elsinore (A)	.083	4	12	0	1	0	0	0	0	1	0	0	1	0	0	0	.083	.154	1
	Erie (AA)	.300	5	20	1	6	0	0	0	2	0	0	0	4	0	2	0	.300	.300	0
	ANAHEIM (AL)	.229	81	271	32	62	7	1	1	29	9	1	2	15	32	2	2	.273	.273	15
2000	ANAHEIM (AL)	.395	12	38	6	15	2	0	1	11	2	0	1	1	3	0	1	.526	.425	5
2001	Did Not Play - Injured																			
2002	Pawtucket (AAA)	.243	35	144	23	35	11	2	1	9	2	2	4	8	15	0	1	.368	.297	3
Minor League Totals		.275	457	1632	236	449	73	20	15	199	23	16	23	114	185	39	21	.372	.328	105
Major League Totals		.258	1086	3744	444	966	186	20	28	355	77	21	36	154	306	47	44	.341	.292	131





JEREMY HEFNER

Pitching Coach

OPENING DAY AGE
35

BIRTHDATE
March 11, 1986

BIRTHPLACE
Perkins, OK

RESIDES
Collinsville, OK

APPOINTED
December 8, 2019

COACHING TIMELINE

2019

Minnesota Twins
Assistant Pitching Coach

2020-

New York Mets
Pitching Coach

MAJOR LEAGUE COACHING CAREER

YEAR	TEAM	LEAGUE
2019	Minnesota	American
2020-	NEW YORK	NATIONAL

PLAYING CAREER

YEAR	TEAM	W-L	ERA	G	GS	CG	SHO	SV	IP	H	R	ER	HR	HB	BB	SO	WP	BK
2007	Eugene (A)	2-5	3.90	17	11	0	0	0	62.1	51	33	27	3	2	20	74	8	0
2008	Fort Wayne (A)	10-5	3.33	29	24	0	0	0	140.1	117	53	52	12	3	41	144	7	0
	Lake Elsinore (A)	0-0	3.60	1	1	0	0	0	5.0	3	2	2	0	0	2	6	0	0
2009	Lake Elsinore (A)	14-9	4.12	27	27	0	0	0	150.2	165	81	69	13	11	38	142	9	0
	Portland (AAA)	0-0	3.38	1	1	0	0	0	5.1	7	2	2	0	0	2	5	0	0
2010	San Antonio (AA)	11-8	2.95	28	28	2	0	0	167.2	156	63	55	11	5	51	115	7	0
2011	Tucson (AAA)	9-7	4.98	28	28	0	0	0	157.1	178	101	87	21	3	61	120	7	0
2012	Buffalo (AAA)	5-2	2.77	10	9	0	0	0	61.2	55	25	19	4	0	10	37	1	0
	METS (NL)	4-7	5.09	26	13	0	0	0	93.2	110	55	53	9	2	18	62	7	0
2013	METS (NL)	4-8	4.34	24	23	0	0	0	130.2	132	75	63	20	5	37	99	1	0
	GCL Mets (R)	0-0	3.00	3	3	0	0	0	6.0	4	2	2	0	0	0	2	0	0
2014	St. Lucie (A)	0-0	9.00	3	3	0	0	0	8.0	8	8	8	1	0	9	9	0	0
	2015	Did Not Pitch - Injured																
2016	Memphis (AAA)	3-6	5.25	18	18	0	0	0	97.2	103	59	57	12	4	39	82	8	0
	GCL Cardinals (R)	0-0	3.00	2	2	0	0	0	6.0	4	2	2	2	0	0	9	0	0
Minor League Totals		54-42	3.96	167	155	2	0	0	868.0	851	431	382	79	28	273	745	47	0
Major League Totals		8-15	4.65	50	36	0	0	0	224.1	242	130	116	29	7	55	161	8	0

COACHING/FRONT OFFICE CAREER

- Named the Mets pitching coach on December 8, 2019.
- Was the Minnesota Twins assistant pitching coach in 2019.
- Served as the Twins advance scout from 2017-2018.

PLAYING CAREER

- Played 11 seasons professionally from 2007-2017, including five years (2007-2011) in San Diego's system, three with the Mets (2012-2014) and one with St. Louis (2016).
- Pitched two years in the majors, both with the Mets (2012-2013), going 8-15 with a 4.65 ERA (116 earned runs/224.1 innings) in 50 games, 36 starts.
- Drafted by the Mets in the 46th round of the 2004 First-Year Player draft Selected by the Mets again in the 48th round of the 2005 First-Year Player draft, but did not sign...Drafted by the Padres in the fifth round of the 2007 First-Year Player Draft.
- Made his ML debut on April 23, 2012 vs. San Francisco...Earned his first ML win on May 29, 2012 vs. Philadelphia...Allowed three runs over 6.0 innings.
- Became the first pitcher in team history to earn his first major league win and hit his first major league homer in the same game.
- Named San Diego's minor league pitcher of the year in 2008.

BACKGROUND

- Jeremy and his wife, Sarah have a son, Jace, and three daughters, Jaylee, Lucy and Lexi.
- Graduated from Perkins-Tryon High School in Perkins, OK.
- Attended Oral Roberts University after two years at Seminole State College.



58

DAVE JAUSS Bench Coach

OPENING DAY AGE
64

BIRTHDATE
January 16, 1957

BIRTHPLACE
Chicago, IL

RESIDES
Naples, FL

APPOINTED
December 16, 2020

COACHING TIMELINE

1988-1992, 1994

Montreal Expos
GCL Expos (R)
Manager (1988)
West Palm Beach (A)
3B Coach (1989-1991)
Manager (1992)
Harrisburg (AA)
Manager (1994)

1995

Baltimore Orioles
Coordinator of Instruction

1996-2002

Boston Red Sox
First Base Coach (1997-1999)
Minor League Field
Coordinator (2000-2001)

2006-2007

Los Angeles Dodgers
Bench Coach

2008-2009

Baltimore Orioles
Bench Coach

2010-2011

New York Mets
Bench Coach (2010)
Coordinator of Staff
Development (2011)

2013-2019

Pittsburgh Pirates
Coach (2013-2015, 2017-2019)
Bench Coach (2016)

2021-

New York Mets
Bench Coach

COACHING/FRONT OFFICE CAREER

- Named the Mets bench coach on December 16, 2020...Begins his 34th season in professional baseball and his second stint in the Mets organization.
- Joins the Mets from The Bronx, where he spent the 2020 season as a professional scout for the Yankees.
- From 2013-2019, was part of Clint Hurdle's coaching staff in Pittsburgh...Spent one season as the Pirates' bench coach (2016)... In 2012, was a special assistant to Pittsburgh GM Neal Huntington, assisting in player acquisition with an emphasis on advance scouting of NL clubs.
- Was the Mets' coordinator of staff development in 2011 and the bench coach under manager Jerry Manuel in 2010.
- Served as Baltimore's bench coach from 2008-2009 under manager Dave Trembley and was Grady Little's bench coach from 2006-2007 on the Dodgers' staff.
- Worked for 10 seasons as a coach, scout and administrator for Boston (1996-2005)...Was on the major league staff from 1997-1999 as the first base coach.
- Started his pro career as the manager for Montreal's GCL club in 1988...All told, managed three seasons in the Expos' system (1988, 1992 and 1994), compiling a 188-151 (.555) record...Was named the 1994 Eastern League Manager of the Year after guiding Harrisburg (AA) for a first-place finish.
- Coached at Westfield (MA) State College from 1982-84 and at Atlantic Christian College in Wilson, NC from 1985-87. He also managed in the New Brunswick Canadian Senior League in 1981-82 and coached two seasons in the NCAA-sanctioned Cape Cod League with Hyannis in 1983 and 1984.
- Managed Leones del Escogido in the Dominican Republic during the 2020-2021 offseason...Luis Rojas and his father, Felipe Alou, have both managed that club as well.
- Worked on Felipe Alou's staff in West Palm Beach (A) from 1989-1991 and succeeded Alou as manager of the team in 1992...Calls his friendship with the Alou/Rojas family "a blessing"
- Has coached in winter ball on several occasions, spending the offseason in the Dominican Winter League managing the Licey in 1998, 1999, 2002 and 2009 and Estrellas de Oriente in 2012...He coached Caracas in the Venezuelan Winter League from 1993-1995.

BACKGROUND

- David Patrick Jauss is a 1975 graduate of New Trier East High School in Winnetka, IL, where he played baseball and basketball.
- Earned a B.A. degree in Psychology from Amherst (MA) College and a Master's Degree in Sports Management from the University of Massachusetts...Captained the baseball and basketball teams while playing at Amherst.
- His father, Bill, was a renowned sportswriter for the Chicago Tribune, and was elected into the U.S. Basketball Writers Association Hall-of-Fame upon his retirement in 2003.
- Wife's name is Billie...Has three sons: DJ (9/5/90), Charley (6/24/92) and Will (8/2/96).
- His son, DJ, was selected by the Washington Nationals in the 29th round of the 2014 First-Year Player Draft.

MAJOR LEAGUE COACHING CAREER

YEAR	CLUB	LEAGUE
1997-1999	Boston	American
2006-2007	Los Angeles	National
2008-2009	Baltimore	American
2010	METS	NATIONAL
2013-2019	Pittsburgh	National

MANAGERIAL RECORD

YEAR	TEAM	LEAGUE	W-L	PCT.	POS
1988	GCL Expos	Gulf Coast (R)	24-39	.381	6th
1992	West Palm Beach	Florida State (A)	76-61	.555	1st/2nd
1994	Harrisburg	Eastern (AA)	88-51	.633	1st
Minor League Totals			188-151	.555	

MOST HITS BY A METS PITCHER IN A SEASON

Year	Hits	Pitcher	Year	Hits	Pitcher
1962	14	Jay Hook	1992	19	Dwight Gooden
1963	16	Al Jackson	1993	14	Dwight Gooden
1964	15	Tracy Stallard	1994	10	Bret Saberhagen
1965	12	Jack Fisher	1995	9	Bobby Jones
1966	13	Bob Shaw	1996	13	Jason Isringhausen
1967	11	Tom Seaver	1997	10	Rick Reed
1968	15	Tom Seaver	1998	9	Bobby Jones
1969	11	Tom Seaver	1999	11	Rick Reed
1970	17	Tom Seaver	2000	20	Mike Hampton
1971	18	Tom Seaver	2001	9	Steve Trachsel
1972	13	Tom Seaver	2002	10	Pedro Astacio
1973	15	Tom Seaver	2003	11	Steve Trachsel
1974	16	Jerry Koosman	2004	11	Tom Glavine
1975	17	Tom Seaver			Steve Trachsel
1976	17	Jerry Koosman	2005	13	Tom Glavine
		Jon Matlack	2006	9	Tom Glavine
1977	9	Craig Swan	2007	12	Tom Glavine
1978	14	Nino Espinosa	2008	11	Johan Santana
1979	10	Craig Swan	2009	7	Johan Santana
1980	10	Mark Bomback	2010	13	R.A. Dickey
1981	6	Pat Zachry	2011	8	R.A. Dickey
1982	8	Craig Swan	2012	12	Jonathon Niese
1983	10	Tom Seaver	2013	8	Dillon Gee
1984	14	Dwight Gooden			Jonathon Niese
1985	21	Dwight Gooden	2014	10	Jacob deGrom
1986	11	Sid Fernandez	2015	11	Jacob deGrom
1987	14	Dwight Gooden	2016	11	Noah Syndergaard
1988	18	Ron Darling	2017	15	Jacob deGrom
1989	18	David Cone	2018	11	Jacob deGrom
1990	14	David Cone			Zack Wheeler
		Dwight Gooden	2019	13	Jacob deGrom
1991	15	Dwight Gooden			Steven Matz
1992	19	Dwight Gooden	2020	-	-



RICKY MEINHOLD

Asst. Pitching Coach/ Minor League Pitching Coordinator

OPENING DAY AGE
35
BIRTHDATE
March 8, 1986
BIRTHPLACE
St, Louis, MO
RESIDES
Springfield, MO
APPOINTED
January 5, 2021

COACHING TIMELINE

- 2013-2014**
St. Louis Cardinals
Minor League Coach
- 2020-**
New York Mets
Minor League Pitching
Coordinator (2020-)
Assistant Pitching Coach
(2021-)

COACHING/FRONT OFFICE CAREER

- Enters his first season as assistant pitching coach and second as the Mets' minor league pitching coordinator.
- Joined the organization in 2020 from the St. Louis Cardinals where he served as a minor league coach (2013-2014), a major league professional scout (2014-2019) and a pitching development analyst (2017-2019).
- Served as the pitching coach for Team USA 18U in 2017, winning the WBSC World Cup in Thunder Bay, Ontario.
- Has worked in pitching development and evaluation for USA Baseball since 2016.

PLAYING CAREER

- Played in independent baseball in the Frontier League and winter ball in the Australian Baseball League.

BACKGROUND

- Attended Drury University...Played baseball and basketball...Was a member of the inaugural NCAA DII baseball team at the university, making it to the NCAA regional tournament as a first-year program in 2007...Graduated with a BA in Kinesiology, Exercise and Sports Science.
- Continued on after a short professional playing career to Coker College where while serving as Assistant Baseball Coach/ Recruiting Coordinator and Assistant Athletic Director...Obtained an M.S. in Sports Administration.
- Graduated from Westmont High School in Campbell, California in 2004...Played baseball, basketball, football and swimming in high school.
- Ricky, lives in Springfield, MO, with his wife, Hillary and their son, Carter and daughter Charlie.

MAJOR LEAGUE COACHING CAREER

YEAR	CLUB	LEAGUE
2021-	NEW YORK	NATIONAL

PLAYING CAREER

YEAR	CLUB	W-L	ERA	G	GS	CG	SHO	SV	IP	H	R	ER	HR	HB	BB	SO	WP	BK
2009	Windy City (Ind.)	4-3	3.35	11	7	0	0	0	51.0	49	33	19	8	4	26	44	5	0
2010	Windy City (Ind.)	0-2	5.56	16	4	0	0	0	34.0	34	24	21	4	0	19	28	5	0
	Gateway (Ind.)	1-2	8.19	9	6	0	0	0	29.2	39	28	27	7	2	10	20	1	1
Independent League Totals		5-7	5.26	36	17	0	0	0	114.2	122	85	67	19	6	55	92	11	1



BRIAN SCHNEIDER

ML Field Coordinator

OPENING DAY AGE
44

BIRTHDATE
November 26, 1976

BIRTHPLACE
Jacksonville, FL

RESIDES
Jupiter, FL

APPOINTED
February 7, 2020

COACHING TIMELINE

2014-2019

Miami Marlins
Jupiter (A) Manager
(2014-2015)
Miami Marlins (MLB)
Catching Coach (2016-2019)

2020-

New York Mets
Quality Control Coach (2020)
Major League Field
Coordinator (2021-)

COACHING CAREER

- Enters his second season in the organization and his first as the major league field coordinator...Was initially hired to manage the Syracuse (AAA) Mets before being named the major league quality control coach on February 7, 2020.
- In addition to his new role, Schneider will continue to oversee catching instruction.
- As the quality control coach in 2020, served as a conduit between the front office, coaching staff and players on issues including game preparation, strategy and analytics.
- Was the Marlins' major league catching coach from 2016-2019.
- Enjoyed a two-year stint as manager at Single-A Jupiter (2014-15), combining for a 117-160 record.

PLAYING CAREER

- Played 13 years in the major leagues as a catcher with Montreal/Washington (2000-07), New York Mets (2008-09) and Philadelphia (2010-12)...Posted a career average of .247 with 67 home runs and 387 RBI in 1,048 games.

BACKGROUND

- Brian Duncan Schneider is a 1995 graduate of Northampton High School (PA), where he played baseball and basketball...Skipped his high school graduation ceremonies to join the Gulf Coast League Expos after being drafted.
- Brian, 44, resides in Jupiter, FL...He is married to his wife Jordan and together the couple has two daughters, Tatum and Haven, and two sons, Calin and Holden.
- Caught the ceremonial first pitch from President George W. Bush prior to the Nationals regular season debut in Washington on April 4, 2005 vs. Arizona.
- Founded "Catching for Kids Foundation" with his wife Jordan to help underprivileged children on national level.

MAJOR LEAGUE COACHING CAREER

YEAR	CLUB	LEAGUE
2016-2019	Miami	National
2020-	METS	NATIONAL

MANAGERIAL RECORD

YEAR	TEAM	LEAGUE	W-L	PCT.	POS
2014	Jupiter	Florida State (A)	50-87	.365	6th
2015	Jupiter	Florida State (A)	67-73	.479	6th
Minor League Totals				117-160	.422

PLAYING CAREER

YEAR	TEAM	AVG	G	AB	R	H	2B	3B	HR	RBI	SH	SF	HBP	BB	SO	SB	CS	SLG	OBP	E
1995	GCL Expos (R)	.227	30	97	7	22	3	0	0	4	0	0	1	14	23	2	4	.258	.330	3
1996	Delmarva (A)	.333	5	9	0	3	0	0	0	1	0	0	1	1	1	0	0	.333	.455	0
	GCL Expos (R)	.268	52	164	26	44	5	2	0	23	2	0	3	24	15	2	3	.323	.372	3
1997	Cape Fear (A)	.252	113	381	46	96	20	1	4	49	6	5	4	53	45	3	6	.341	.345	10
1998	Cape Fear (A)	.299	38	134	33	40	7	2	7	30	4	2	3	16	9	6	3	.537	.381	6
	Jupiter (A)	.272	82	302	32	82	12	1	3	30	0	2	1	22	38	4	4	.348	.321	11
1999	Harrisburg (AA)	.264	121	421	48	111	19	1	17	66	3	1	2	32	56	2	2	.435	.318	6
2000	Ottawa (AAA)	.248	67	238	22	59	22	3	4	31	2	9	0	16	42	1	0	.416	.285	8
	MONTREAL (NL)	.235	45	115	6	27	6	0	0	11	0	1	0	7	24	0	1	.287	.276	6
2001	Ottawa (AAA)	.275	97	338	33	93	27	1	6	43	0	0	4	27	55	2	0	.414	.336	4
	MONTREAL (NL)	.317	27	41	4	13	3	0	1	6	0	1	0	6	3	0	0	.463	.396	0
2002	MONTREAL (NL)	.275	73	207	21	57	19	2	5	29	2	2	0	21	41	1	2	.459	.339	3
2003	MONTREAL (NL)	.230	108	335	34	77	26	1	9	46	1	2	2	37	75	0	2	.394	.309	3
2004	MONTREAL (NL)	.257	135	436	40	112	20	3	12	49	5	2	3	42	63	0	1	.399	.325	2
2005	WASHINGTON (NL)	.268	116	369	38	99	20	1	10	44	2	2	6	29	48	1	0	.409	.330	5
2006	WASHINGTON (NL)	.256	124	410	30	105	18	0	4	55	2	3	2	38	67	2	2	.329	.320	5
	Potomac (A)#	.222	2	9	1	2	1	0	0	1	0	0	0	0	2	0	0	.333	.222	0
2007	WASHINGTON (NL)	.235	129	408	33	96	21	1	6	54	4	7	2	56	56	0	0	.336	.326	6
2008	METS (NL)	.257	110	335	30	86	10	0	9	38	4	2	1	42	53	0	0	.367	.339	5
2009	METS (NL)	.218	59	170	11	37	11	0	3	24	2	3	1	18	21	0	0	.335	.292	1
2010	PHILADELPHIA (NL)	.240	47	125	17	30	4	1	4	15	2	0	1	19	25	0	0	.384	.345	2
	Lehigh Valley (AAA)#	.000	3	8	0	0	0	0	0	0	0	0	0	1	0	0	0	.000	.111	0
2011	PHILADELPHIA (NL)	.176	41	125	11	22	4	0	2	9	1	1	1	11	35	0	0	.256	.246	1
	Reading (AA)#	.250	7	24	2	6	1	0	0	1	0	0	0	3	4	0	0	.292	.333	0
2012	PHILADELPHIA (NL)	.225	34	89	9	20	5	0	2	7	1	0	3	5	15	0	0	.348	.289	0
	Clearwater (A)#	.182	6	22	2	4	2	0	0	2	0	0	0	1	6	0	0	.273	.217	0
Minor League Totals		.262	623	2147	252	562	119	11	41	281	17	19	19	210	296	22	22	.385	.330	51
Major League Totals		.247	1048	3165	284	781	167	9	67	387	26	26	22	331	526	4	8	.369	.320	39

- rehabilitation assignment





TOM SLATER **Asst. Hitting Coach**

OPENING DAY AGE
52

BIRTHDATE
April 6, 1968

BIRTHPLACE
Charlottesville, VA

RESIDES
Lutz, FL

APPOINTED
November 15, 2017

COACHING TIMELINE

1995-2000

Auburn University
Assistant Coach

2001-2003

Virginia Military Institute
Head Coach

2004

University of Florida
Assistant Coach

2005-2008

Auburn University
Head Coach

2006

USA Baseball National Team
Hitting/Third Base Coach

2009-2017

New York Yankees
GCL (R) Manager (2009-10)
Staten Island (A) Manager (2011)
Trenton (AA) Hitting Coach (2012, 2017)
Roving Hitting Instructor (2013-14)
Tampa (A) Hitting Coach (2015-16)

2018-

New York Mets
Assistant Hitting Coach

COACHING CAREER

- Begins his fourth year as the Mets assistant hitting coach...Named to the position on November 15, 2017.
- Prior to joining the Mets, Slater spent nine seasons as a coach in the Yankees' organization from 2009-2017.
- Served as the hitting coach for the Trenton Thunder (AA) of the Eastern League in the New York Yankees system in 2017...The team was crowned Eastern League Eastern Division champions with the EL's top record (92-48) and ranked second in the league in average (.264), runs scored (659) and on-base percentage (.339).
- In his first stint as Trenton's hitting coach in 2012, the Thunder led the league with a .423 slugging percentage and a club-record 162 home runs on their way to becoming Eastern League Eastern Division champions.
- Also was a hitting coach with Tampa (A) of the Florida State League in 2015 and 2016...The 2016 team owned a .260 average on the way to a division title and the FSL's best record (77-58).
- Served as the Yankees' roving minor league hitting instructor from 2013-2014.
- Managed the Staten Island Yankees to a New York-Penn League Championship in 2011.
- Was the manager of the GCL Yankees (R) in 2009 and 2010, winning the division title in 2009.
- Prior to joining the Yankees he was a collegiate baseball coach for 17 years with stays at Auburn University (1995-2000 and 2005-2008), the Virginia Military Institute (2001-2003) and the University of Florida (2004).
- Served as the hitting coach and third base coach for the 2006 USA Baseball National team that captured gold at the World Championships in Cuba.
- Was the head coach at VMI from 2001-2003 and at Auburn from 2005-2008...In 2003, his final year at the Virginia Military Institute, Slater was named the Southern Conference Coach of the Year as the club collected a school-record for wins (24) and posted its first winning record in league play in 14 seasons.
- During his college tenure, Slater was a part of staffs that have advanced to seven NCAA Regional appearances, three regional championships (1997, 1999 and 2004), a pair of Super Regional berths (1999 and 2004) and one appearance in the College World Series (1997).
- Began his coaching career in 1992 as an assistant with Marshall and as an assistant coach for VMI from 1993-1994.

BACKGROUND

- Tom Slater graduated from the Virginia Military Institute in 1990.
- Was a four-year starter for the Keydets...Ended his career ranked in the school's top-five in RBI, total bases, runs scored and doubles... Helped lead VMI to a Southern Conference Northern Division Championship in 1988.
- Tom and his wife, Beth, have two children (Julia and Jack).



TONY TARASCO

First Base Coach

OPENING DAY AGE
50
BIRTHDATE
December 9, 1970
BIRTHPLACE
New York, NY
RESIDES
Santa Monica, CA
APPOINTED
December 30, 2020

COACHING TIMELINE

2006-2015

Washington Nationals
Vermont (A) Hitting Coach (2006-2007)
Hagerstown (A) Hitting Coach (2008-2010)
Minor League Outfield/
Baserunning Coordinator (2011-2012)
First Base Coach (2013-2015)

2016-2020

San Diego Padres
Minor League High Performance and Outfield/
Baserunning Coordinator
Lake Elsinore (A) Manager (2019)

2021-

New York Mets
First Base Coach

COACHING/FRONT OFFICE CAREER

- Tarasco returns to the Mets organization for his first season on the coaching staff after previously playing in the Mets' system from 2001-2002, the final two seasons of his playing career.
- Spent the last five years (2016-2020) as the San Diego Padres' Minor League High Performance and Outfield/Baserunning Coordinator...In addition to that role, in 2019, he managed the Class-A Lake Elsinore Storm, leading them to the California League finals.
- Managed the Charros de Jalisco in the Mexican Pacific League in 2017.
- From 2006-2015, served in various roles in the Nationals organization, beginning as a hitting coach for Vermont (A) in 2006 and serving in the same role for Hagerstown (A) from 2008-2010...He was the Nationals' minor league outfield/baserunning coordinator from 2011-2012...Served the final three years of his stint in D.C. as the club's major league first base coach from 2013-2015.

PLAYING CAREER

- Played parts of eight seasons in the majors with the Atlanta Braves (1993-1994), Montreal Expos (1995), Baltimore Orioles (1996-1997), Cincinnati Reds (1998), New York Yankees (1999) and the Mets in 2002, where he hit .250 (24-96) with six homers and 15 RBI in 60 games. He combined to hit .240 with 46 doubles, 34 homers, 39 stolen bases and 118 RBI over 457 major league games.
- Was directly involved in one of the most controversial plays in postseason history: while playing for the Orioles on October 9, 1996, in Game 1 of the ALCS at Yankee Stadium, Tarasco entered the game in the eighth inning as a defensive replacement and was camped underneath Derek Jeter's long fly ball to right field, which 12-year-old Jeffrey Maier reached over the fence to catch and change history...The play was ruled by right-field umpire Richie Garcia to be a solo home run and tied the score, 4-4...The Yankees went on to win the game, 5-4, in 11 innings and the series, 4-1.
- Tarasco played in two postseasons, with Atlanta (1993 NLCS) and Baltimore (1996 ALCS).
- He spent the 2000 season playing for the Hanshin Tigers of the Japanese Central League.
- Is one of 139 players to suit up for both the Mets and the Yankees during his major league playing career.

BACKGROUND

- Anthony (Tony) Giacinto Tarasco graduated from Santa Monica (CA) High in 1988.
- Has New York roots...Was born at the old St. Vincent's Hospital in Greenwich Village and lived in Washington Heights until he was six years old.
- Nominated for MLB's Roberto Clemente Award in 1995 and won community service awards with the Braves in 1994 and the Orioles in 1997.
- Is a cousin of former All-Star Phillies/Dodgers/White Sox shortstop Jimmy Rollins.
- Had cameo appearance in movie 'Talent for the Game' with Eddie Amos.

MAJOR LEAGUE COACHING CAREER

YEAR	TEAM	LEAGUE
2013-2015	Washington	National
2021-	METS	NATIONAL

MANAGERIAL CAREER

YEAR	TEAM	LEAGUE	W-L	PCT.	POS
2013	Lake Elsinore (San Diego)	California	73-65	.529	2nd

PLAYING CAREER

YEAR	TEAM	AVG	G	AB	R	H	2B	3B	HR	RBI	SH	SF	HBP	BB	SO	SB	CS	SLG	OBP	E
1988	GCL Braves (R)	.234	21	64	10	15	6	1	0	4	1	0	1	7	7	3	2	.359	.319	1
	Idaho Falls (R)	.000	7	10	1	0	0	0	0	1	0	0	0	5	2	1	0	.000	.333	1
1989	Pulaski (R)	.340	49	156	22	53	8	2	2	22	2	2	0	21	20	7	2	.455	.413	3
1990	Sumter (A)	.265	107	355	42	94	13	3	3	37	5	3	1	37	57	9	5	.344	.333	9
1991	Durham (A)	.250	78	248	31	62	8	2	12	38	4	3	1	21	64	11	9	.444	.308	3
1992	Greenville (AA)	.286	133	489	73	140	22	2	15	54	3	7	1	27	84	33	19	.431	.321	5
1993	Richmond (AAA)	.330	93	370	73	122	15	7	15	53	4	3	1	36	54	19	11	.530	.388	2
	ATLANTA (NL)	.229	24	35	6	8	2	0	0	2	0	1	1	0	5	0	1	.286	.243	0
1994	ATLANTA (NL)	.273	87	132	16	36	6	0	5	19	0	3	0	9	17	5	0	.432	.313	0
1995	MONTREAL (NL)	.249	126	438	64	109	18	4	14	40	3	1	2	51	78	24	3	.404	.329	5
1996	BALTIMORE (AL)	.238	31	84	14	20	3	0	1	9	1	0	0	7	15	5	3	.310	.297	0
	Rochester (AAA)	.262	29	103	18	27	6	0	2	9	1	1	0	17	20	4	4	.379	.364	0
	Frederick (A)	.229	9	35	6	8	3	0	1	5	0	0	1	4	4	0	1	.400	.325	0
	GCL Orioles (R)	.375	3	8	2	3	1	0	0	3	0	1	0	2	1	0	0	.500	.455	0
1997	BALTIMORE (AL)	.205	100	166	26	34	8	1	7	26	1	0	1	25	33	2	2	.392	.313	1
	Rochester (AAA)	.200	10	35	4	7	0	0	2	6	0	1	0	7	7	0	0	.371	.326	0
1998	Indianapolis (AAA)	.313	90	319	53	100	19	1	16	45	2	2	1	43	46	3	2	.530	.395	0
	CINCINNATI (NL)	.208	15	24	5	5	2	0	1	4	1	0	0	3	5	0	0	.417	.296	0
1999	Columbus (AAA)	.295	95	346	72	102	23	0	19	61	0	3	2	49	39	9	5	.526	.383	2
	NEW YORK (AL)	.161	14	31	5	5	2	0	0	3	0	1	0	3	5	1	0	.226	.229	0
2000	Hanshin (NPB)	.239	102	380	40	91	13	1	19	57	0	4	0	38	88	1	7	.429	.306	-
2001	St. Lucie (A)	.231	3	13	1	3	2	0	0	2	0	0	0	0	4	0	0	.385	.231	0
	Norfolk (AAA)	.292	105	366	53	107	31	4	7	57	0	4	0	48	43	14	8	.456	.371	2
2002	Norfolk (AAA)	.281	42	153	21	43	7	1	1	18	0	1	1	9	15	5	3	.359	.323	0
	METS	.250	60	96	15	24	5	0	6	15	0	1	0	8	13	2	1	.490	.305	1
Minor League Totals		.289	874	3070	482	886	164	23	95	415	22	31	10	333	467	118	71	.450	.357	28
Major League Totals		.240	457	1006	151	241	46	5	34	118	6	7	4	106	171	39	10	.397	.313	7

ADDITIONAL STAFF



OPENING DAY AGE **41**
BIRTHDATE **April 9, 1979**
BORN **Kirkland, Quebec, CA**
RESIDES **Westfield, MA**

ERIC LANGILL Bullpen Catcher

- Eric Joseph Langill joined the Mets in June of 2011 and begins his 10th season as a bullpen catcher.
- Was a 34th round draft pick of Montreal in the June, 1999 First-Year Player Draft and played in the Expos' farm system until 2002... Joined the Dodgers organization that season.
- With Los Angeles, he was invited to major league Spring Training in 2006 and spent parts of two seasons at Las Vegas (AAA) of the Pacific Coast League in 2004 and 2006.
- Attended Des Moines (IA) Community College.
- Eric was born in Kirkland, Quebec, Canada, but currently resides in Massachusetts.



OPENING DAY AGE **42**
BIRTHDATE **June 3, 1978**
BORN **Stamford, CT**
RESIDES **Los Angeles, CA**

DAVE RACANIELLO Bullpen Catcher

- David (Dave) Racaniello begins his 20th season as a Mets bullpen catcher.
- Played baseball for two years at Norwalk Community College...His team won the Junior College World Championship.
- Attended Central Connecticut College for one year.
- Graduated from West Hill High School in Stamford, CT where he played baseball for coach Frank Donatucci.
- Climbed Mount Kilimanjaro in January, 2012.
- Completed his second NYC Marathon in 2014.
- Dave resides in Los Angeles.

METS ALL-TIME COACHES

- A**
- ACCARDO, JEREMY** 2019-
Acta, Manny 2005-2006
Alicea, Luis 2009
Aguayo, Luis 2008
Alomar, Sandy, Sr. 2005-2009
Amaro Jr., Ruben 2018
Apodaca, Bob 1996-1999
- B**
- Baylor, Don 2003-2004
Benedict, Bruce 1997-1999
BONES, RICKY 2012-
Berra, Yogi 1965-1971
Brantley, Mickey 1999
Burgess, Tom 1977
- C**
- Cavaretta, Phil 1975-1978
Chambliss, Chris 2002
Conti, Guy 2005-2008
Cottier, Chuck 1979-1981
Cubbage, Mike 1990-1996
- D**
- DAVIS, CHILI** 2019-
Debus, Jon 2011
DeFrancesco, Tony 2020
DISARCINA, GARY 2018-
Down, Rick 2005-2007
Dusan, Gene 1983
- E**
- Edwards, Doc 1990-1991
Eiland, Dave 2018-2019
Ellis, Ryan 2020
Engle, Dave 2001-2002
- F**
- Floyd, Bobby 2001, 2004
Foote, Barry 1992-1993
Frey, Jim 1982-1983
- G**
- Galante, Matt 2002-2004
Geren, Bob 2012-2015
Gibson, Bob 1981
Goodwin, Tom 2012-2017
- H**
- Haddix, Harvey 1966-1967
Hale, Chip 2009-2011
Harder, Mel 1964
Harrison, Bud .1982, 1985-1990
Heffner, Don 1964-1965
- HEFNER, JEREMY** 2020-
Hemus, Solly 1962-1963
Henderson, Rickey 2007
Hernández, Chuck 2019
Herzog, Whitey 1966
Hiller, Chuck 1990
Hornsby, Rogers 1962
Hoscheit, Vern 1984-1987
Hough, Charlie 2001-2002
Howard, Frank 1982-84,
..... 1994-96
Hudgens, Dave 2011-2014
- J**
- Jackson, Al 1999-2000
Jauss, Dave 2010
Johnson, Darrell 1993
Johnson, Deron 1981
Johnson, Howard 2007-2010
Johnson, Lamar 2014
- K**
- Kress, Red 1962
- L**
- Landestoy, Rafael 1996
LaRoche, Dave 1992-1993
Lavagetto, Cookie 1962-1963
Long, Kevin 2015-2017
Lopez, Juan 2002-2003
- M**
- Manuel, Jerry 2005-2008
Maxvill, Dal 1978
Mays, Willie 1974-1979
McCraw, Tom 1992-1996
McCullough, Clyde 1963
McMillan, Roy 1973-1976
Meulens, Hensley 2020
Monbouquette, Bill 1982-1983
Murphy, John 1967
- N**
- Natera, Luis 2014
Niemann, Randy 1997-1999,
..... 2001-2002, 2009-2010
Nieto, Tom 2008
- O**
- Oberkfell, Ken 2008, 2011
- P**
- Parker, Salty 1967
Pavlick, Greg 1985-1986,
..... 1988-1991, 1994-1996
Perlozzo, Sam 1987-1989
- Peterson, Rick 2004-2008
Pettis, Gary 2003-2004
Pignatano, Joe 1968-1981
- R**
- Riggleman, Jim 2019
Regan, Phi 2019
Robinson, Bill 1984-1989
Robinson, Sheriff.. 1964-67, 1972
Robson, Tom . 1997-2000, 2002
Roessler, Pat 2015-2018
Rojas, Cookie 1997-2000
Rojas, Luis 2019
Ruffing, Red 1962
Ruhle, Vern 2003
- S**
- Scott, Dick 2016-2017
SCHNEIDER, BRIAN 2020-
Sherlock, Glenn 2017-2019
Shines, Razor 2009-2010
Silverio, Nelson 2004
Sisler, Dick 1979-1980
SLATER, TOM 2018-
Sommers, Dennis 1977-1978
Spahn, Warren 1965
Spencer, Tom 1991
Staub, Rusty 1982*
Stearns, John 2000-2001
Stephenson, John 1992-1993
Stottlemire, Mel 1984-1993
Swisher, Steve 1994-1996
- T**
- Teufel, Tim 2012-2016
- V**
- Valentine, Bobby 1983-1985
- W**
- Waits, Rick 2003
Walker, Rube 1968-1981
Wallace, Dave 1999-2000
Walling, Denny 2003-2004
Warthen, Dan 2008-2017
Westrum, Wes 1964-1965
White, Ernie 1963
Wilson, Mookie 1997-2002, 2011
Wine, Bobby 1993-1996
- Y**
- Yost, Ed 1968-1975

* Player Coach



PLAYER BIOS



NON-ROSTER INVITEE

**MATT
ALLAN**

93 RHP

[@matthew_allan2](https://twitter.com/matthew_allan2)

HT	6-2	WT	206	BT	R	TH	R
----	------------	----	------------	----	----------	----	----------

OPENING DAY AGE: 19
BIRTHDATE: APRIL 17, 2001
BIRTHPLACE: FULLERTON, CA
RESIDES: ORLANDO, FL
MLB SERVICE TIME: 0 YEARS, 0 DAYS
SIGNED BY: JON UDOIKE
HOW OBTAINED: METS THIRD-ROUND PICK IN THE 2019 FIRST-YEAR PLAYER DRAFT
CONTRACT STATUS: SIGNED THROUGH 2021

MEET THE MET

- Enters the season as the No. 98 prospect in the majors according to *Baseball America*.
- Grew up playing catcher and didn't throw off a mound until he was in eighth grade...Said "I could always throw, but I never thought pitching was my thing."
- Enjoys playing video games...Plays "Call of Duty" and "Rocket League."
- His favorite player growing up was Nolan Ryan.
- Is the youngest of three children...Has two brothers and one sister...His mom is a nurse, while his dad has his own mortgage broker firm.
- Worked out with Jacob deGrom at Stetson during the 2020-2021 offseason.
- Was the No. 13 prospect in the 2019 draft class, per *MLB Pipeline*...Was selected in the third round, 89th overall, by the Mets.

2020 SEASON

- Spent part of the season at the New York Mets Alternate Training Site in Brooklyn, NY...Learned from Jacob deGrom, Rick Porcello and Dellin Betances among other veterans while at the camp.
- Said of his experience at the Alternate Site: "It's a little different...Since there's no winner, you can work on other things besides competing."
- Worked on developing his changeup at the Alternate Site...Said the pitch took leaps forward."

2019 SEASON

- Split his first professional season between GCL Mets (R) and Brooklyn (A).
- Combined to go 1-0 with a 2.61 ERA (three earned runs/10.1 innings) with five walks and 14 strikeouts in six games between the two teams.
- Spent the majority of the season with the Gulf Coast Mets (R)...Made his debut on July 28 vs. the GCL Nationals and tossed a scoreless inning with a hit and two strikeouts.
- Was a member of the Cyclones postseason team where he pitched 3.0 perfect innings for Brooklyn in their New York-Penn League Championship-clinching win vs. Lowell on September 10.

BACKGROUND

- Matthew Bruce Allan graduated from Seminole High School in Florida...Was originally committed to the University of Florida before signing with the Mets.

CAREER TRANSACTIONS

- Selected by the New York Mets in the third round of the 2019 First-Year Player Draft.

CAREER STATISTICS

YEAR	TEAM	W-L	ERA	G	GS	CG	SHO	SV	IP	H	R	ER	HR	HB	BB	SO	WP	BK
2019	GCL Mets (R)	1-0	1.08	5	4	0	0	0	8.1	5	1	1	0	0	4	11	0	0
	Brooklyn (A)	0-0	9.00	1	1	0	0	0	2.0	5	2	2	0	0	1	3	0	0
Minor League Totals		1-0	2.61	6	5	0	0	0	10.1	10	3	3	0	0	5	14	0	0



ALBERT ALMORA JR.

4 OF

[@albertalmora](#)
[@albertalmorajr](#)

HT	6-0	WT	189	BT	R	TH	R
----	-----	----	-----	----	---	----	---

OPENING DAY AGE: 26
BIRTHDATE: APRIL 16, 1994
BIRTHPLACE: HIALEAH, FL
RESIDES: HIALEAH, FL
MLB SERVICE TIME: 4 YEARS, 12 DAYS
SIGNED BY: JOHN KORONKA (CHICAGO-NL)
HOW OBTAINED: SIGNED AS A FREE AGENT ON FEBRUARY 9, 2021
CONTRACT STATUS: SIGNED THROUGH 2021

MEET THE MET

- Wore the name "Tico" on his jersey during Players' Weekend in 2017 and 2018...His mother gave him the nickname in high school because he and his father share the same name...To differentiate between Albert Jr. and his father, his mom would call her son Tico...His father, Albert Sr., played baseball in Cuba before defecting to the United States.
- Is extremely close with Padres infielder Manny Machado, whom he considers a cousin despite not actually being related...As kids, the two dreamed of playing pro baseball and winning a World Series together...The two first played against each other in the majors on July 15, 2017 in a Cubs-Orioles game at Camden Yards...Almora Jr. homered on the first pitch of his first at-bat.
- Made his major league debut in June 2016 and married his wife, Krystal, one month later on a Cubs off day...The day after his wedding, he was optioned to Triple-A Iowa...He would return to the major league roster in September and eventually scored the game-winning run in Game 7 of the 2016 World Series.
- Has also gone by the nickname "Flying Cat," or "gato volador" in Spanish...Almora said "I used to fly around in the outfield."

2020 SEASON

- Appeared in 28 games for Chicago-NL, mostly as a defensive replacement...Made six starts in center field.

2019 SEASON

- Notched a pair of home run firsts: His first pinch-hit home run came on July 14 vs. Pittsburgh and his first career grand slam came on May 22 vs. Philadelphia...Hit a career-best 12 homers.
- Tied a career-high with four hits on April 26 at Arizona.
- Spent the entire season with the Cubs, save for a two-week stint with Iowa (AAA) from August 16-September 1.
- Hit .213 (23-108) vs. lefties after owning a .317 (77-243) mark against southpaws from 2017-2018.

2018 SEASON

- Set career-highs in hits (127) and doubles (24)...Finished the first half of the season ranked third in the NL with a .319 average...Hit .295 (39-132) against lefties.
- Recorded a career-high 11-game hitting streak from April 11-28.
- Set career-highs with four hits and four runs scored on April 20 at Colorado.
- Hit a walk-off single on two occasions: Second game of a June 19 doubleheader vs. Los Angeles-NL and September 26 vs. Pittsburgh...They were the first two walk-off RBI of his career.

CAREER BESTS

HITS, GAME	4 hits
2x, last, 4/26/19, Chicago-NL at Arizona	
HOME RUNS, GAME	1 home run
28x, last, 8/3/19, Chicago-NL vs. Milwaukee	
LEADOFF HR	None
INSIDE-THE-PARK HR	None
WALK-OFF HOME RUNS	None
PINCH-HIT HOME RUNS	1 pinch-hit home run
7/14/19, Chicago-NL vs. Pittsburgh (Trevor Williams)	
RBI, GAME	6 RBI
9/13/17, Chicago-NL vs. Mets	
STOLEN BASES, GAME	1 stolen base
4x, last, 4/12/19, Chicago-NL vs. Los Angeles-AL	
HITTING STREAK	11 games
4/11/18-4/28/18	
GRAND SLAMS	1 grand slam
5/22/19, Chicago-NL vs. Philadelphia (Cole Irvin)	

ALMORA, ALBERT JR.

POSTSEASON

- Went 2-5 in the NL Wild Card Game vs. Colorado.

2017 SEASON

- In his first full major league season, batted .342 (38-111) with a .411 on-base percentage vs. LHP.
- Finished the year strong, batting .343 (47-137) with five homers, 31 RBI and an .873 OPS in his final 64 games beginning July 4.
- Made just one error in 166 chances in center field...Started 65 games in center...Committed his first career error on July 28...Snapped a career-opening streak of 102 straight games in the field without a miscue.
- Batted .380 (27-71) off the bench, including a .341 (14-41) mark as a pinch hitter.
- Entered as a substitute in the seventh inning, September 13 vs. the Mets, and recorded a career-high six RBI, going 2-2 with a homer and a triple.

POSTSEASON

- Was 5-22 (.227) in nine games...Hit a game-tying RBI single in the seventh inning of NLDS Game 3 vs. Washington, helping the Cubs to a 2-1 win...Homered off Clayton Kershaw in Game 1 of the NLCS, his first career postseason home run.

2016 SEASON

- Began the season with Iowa (AAA), his first time at the Triple-A level...Was selected by the Cubs on June 7.
- Made his major league debut, June 7 at Philadelphia, and collected his first hit the following afternoon, going 1-4 with a run scored and an RBI...Hit .429 (9-21) with four doubles and five RBI in his first nine games.
- Recorded his first major league homer, June 29 at Cincinnati.
- Was optioned back to Iowa on July 22, where he spent the remainder of the minor league season...Was recalled on September 6 and finished the season in Chicago, batting .310 (9-29) in 13 games.

POSTSEASON

- Appeared in nine playoff games during the Cubs' run to their first World Series title in 108 years, mostly as a defensive replacement.
- Went 0-10 at the plate but did score the game-winning run of Game 7 of the World Series after entering as a pinch runner in the 10th inning.

2015 SEASON

- Competed in the Pan-Am Games from July 10-19 in Ajax, Ontario.

2014 SEASON

- Hit for the cycle on July 14 vs. Jupiter with Daytona (A).

2013 SEASON

- Was on the minor league Disabled List twice... Missed time with a hamate bone fracture in his left hand (April 4-May 22) and a right groin strain (August 5-September 3).
- Was named to the Arizona Fall League's Fall Stars Team.

2012 SEASON

- Made his pro debut with Mesa (R) and Boise (A).

BACKGROUND

- Reinaldo Albert Almora Jr.

CAREER TRANSACTIONS

- Selected by the Chicago Cubs in the first round (sixth overall) of the 2012 First-Year Player Draft.
- On the Bereavement/Family Medical Emergency List, July 15-19, 2018.
- Signed by the New York Mets as a free agent on February 9, 2021.

CAREER STATISTICS

YEAR	TEAM	AVG	G	AB	R	H	2B	3B	HR	RBI	SH	SF	HBP	BB	SO	SB	CS	SLG	OBP	E
2012	AZL Cubs (R)	.347	18	75	18	26	5	1	1	13	0	2	1	2	8	5	1	.480	.363	1
	Boise (A)	.292	15	65	9	19	7	0	1	6	0	0	0	0	5	0	1	.446	.292	0
2013	Kane County (A)	.329	61	249	39	82	17	4	3	23	1	2	3	17	30	4	4	.466	.376	1
	Daytona (A)	.283	89	367	55	104	20	2	7	50	0	4	2	12	46	6	3	.406	.306	1
2014	Tennessee (AA)	.234	36	141	20	33	7	2	2	10	0	0	1	2	23	0	1	.355	.250	1
	Tennessee (AA)	.272	106	405	69	110	26	4	6	46	4	6	4	32	47	8	4	.400	.327	6
2016	Iowa (AAA)	.303	80	320	46	97	18	3	4	43	2	5	0	9	44	10	3	.416	.317	4
	CHICAGO (NL)	.277	47	112	14	31	9	1	3	14	0	0	0	5	20	0	0	.455	.308	0
2017	CHICAGO (NL)	.298	132	299	39	89	18	1	8	46	3	2	0	19	53	1	0	.445	.338	1
2018	CHICAGO (NL)	.286	152	444	62	127	24	1	5	41	2	6	3	24	83	1	3	.378	.323	3
2019	CHICAGO (NL)	.236	130	339	41	80	11	1	12	32	5	2	1	16	62	2	1	.381	.271	3
	Iowa (AAA)	.224	13	49	6	11	3	1	0	2	1	0	0	4	7	2	1	.327	.283	0
2020	CHICAGO (NL)	.167	28	30	4	5	1	0	0	1	0	0	1	3	9	0	0	.200	.265	0
Minor League Totals		.288	418	1671	262	482	103	17	24	193	8	19	11	78	210	35	18	.414	.321	14
Major League Totals		.271	489	1224	160	332	63	4	28	134	10	10	5	67	227	4	4	.398	.309	7

CAREER PLAYOFF STATISTICS

YEAR	RND	TEAM/OPP	AVG	G	AB	R	H	2B	3B	HR	RBI	SH	SF	HBP	BB	SO	SB	CS	SLG	OBP	E
2016	NLDS	CHC vs. SF	.000	2	3	0	0	0	0	0	0	0	0	0	0	1	0	0	.000	.000	0
	NLCS	CHC vs. LAD	.000	4	6	0	0	0	0	0	0	1	0	0	0	1	0	0	.000	.000	0
	WS	CHC vs. CLE	.000	3	1	1	0	0	0	0	0	0	0	0	0	0	0	0	.000	.000	0
2017	NLDS	CHC vs. WAS	.333	4	6	0	2	0	0	0	1	0	0	0	1	0	0	0	.333	.429	0
	NLCS	CHC vs. LAD	.188	5	16	1	3	1	0	1	2	0	0	0	3	0	0	0	.438	.188	0
2018	NLWC	CHC vs. COL	.400	1	5	0	2	0	0	0	0	0	0	0	2	0	0	0	.400	.400	0
Postseason Totals			.189	19	37	2	7	1	0	1	3	2	0	0	1	7	0	0	.297	.211	0
DS Totals			.222	6	9	0	2	0	0	0	1	0	0	0	1	1	0	0	.222	.300	0
CS Totals			.136	9	22	1	3	1	0	1	2	1	0	0	0	4	0	0	.318	.136	0

CAREER FIELDING

POS	G	PO	A	E	PCT	TC	DP
OF	437	732	11	7	.991	750	2

SIX-HIT & FIVE HIT GAMES

There have been two six-hit games and 34 five-hit games in Mets history.

SIX-HIT GAMES

Player	Opponent	Date	AB	R	H	2B	3B	HR	RBI
Edgardo Alfonzo	at Houston	8/30/99	6	6	6	1	0	3	5
Wilmer Flores	vs. Chicago-NL	7/3/16	6	3	6	0	0	2	4

FIVE-HIT GAMES

Player	Opponent	Date	Player	Opponent	Date
Dick Smith	at Chicago	5/26/64	Mookie Wilson	at San Diego	5/23/86
Jim Hickman	at Milwaukee	9/30/64	Dave Magadan	Houston (G2)	7/24/87
Phil Linz	at Philadelphia	7/6/68	Kevin McReynolds	at Atlanta	7/14/88
Joe Foy	at SF (G2)	7/19/70	Howard Johnson	at Chicago	9/8/88
Tommie Agee	at Pittsburgh	8/8/70	Rico Brogna	at St. Louis	7/25/94
John Milner	St. Louis (G1)	9/8/72	Jose Vizcaino	at Florida	9/23/95
Rusty Staub	at Los Angeles	5/24/73	Alex Ochoa	at Philadelphia	7/3/96
Rusty Staub	Philadelphia	9/20/75	Mike Piazza	at Pittsburgh	4/14/00
Joel Youngblood	at Montreal	8/9/78	Mike Piazza	at Atlanta	4/7/04
George Foster	at St. Louis	6/19/82	Ty Wigginton	at Arizona	5/10/04
Hubie Brooks	at St. Louis	6/28/83	Jose Reyes	vs. Atlanta	5/5/06
Wally Backman	Pittsburgh	4/26/85	Carlos Delgado	vs. Atlanta	8/21/08
Gary Carter	at Atlanta	7/4/85	Ronny Paulino	at Philadelphia	5/1/11
Keith Hernandez	at Montreal	8/8/85	Yoenis Céspedes	at Colorado	8/21/15
Keith Hernandez	at San Diego	9/2/85	Brandon Nimmo	at Baltimore	8/15/18
Keith Hernandez	at St. Louis	10/3/85	Pete Alonso	at Atlanta	8/15/19
Darryl Strawberry	at Atlanta	4/30/86	Amed Rosario	at Atlanta	8/15/19



PETE
ALONSO
20 INF

HT	6-2	WT	238	BT	R	TH	R
----	-----	----	-----	----	---	----	---

OPENING DAY AGE: 26
BIRTHDATE: DECEMBER 7, 1994
BIRTHPLACE: TAMPA, FL
RESIDES: TAMPA, FL
MLB SERVICE TIME: 2 YEARS, 0 DAYS
SIGNED BY: JON UDDIKE
HOW OBTAINED: METS SECOND ROUND PICK IN THE 2016 FIRST-YEAR PLAYER DRAFT
CONTRACT STATUS: ARBITRATION ELIGIBLE AFTER 2021. FREE AGENT AFTER 2024

- ★ **ALL-STAR:** 2019
- 📖 **ROOKIE OF THE YEAR:** 2019
- 🏆 **HR DERBY CHAMPION:** 2019
- 🏟️ **FIRST TEAM ALL-MLB:** 2019
- 🏆 **TOPPS ROOKIE ALL-STAR:** 2019
- 🏆 **STERLING ORGANIZATIONAL POY:** 2018

MEET THE MET

- During the 2020 pandemic-induced shutdown, Alonso honored those who went "above and beyond their call of duty" through his newly-launched Homers for Heroes foundation...The foundation honored a hero after each of the Mets' 60 games that season... Each hero received a care package, which included game-used memorabilia from Alonso.
- Was given the nickname "Polar Bear" by Todd Frazier during Spring Training in 2019.
- Used a custom-designed bat during All-Star week and Players' Weekend, named "Haley's Comet" in honor of his fiancée... Using that bat, won the Home Run Derby...Hit his 41st home run of the 2019 season with the bat, tying the Mets' single-season record.
- Designed custom-made, 9/11-themed cleats for himself and his teammates for the Mets' home game on September 11, 2019 vs. Arizona...Donated the cleats to the National September 11 Memorial & Museum on October 1, 2019.
- Donated 10 percent of his \$1 million Home Run Derby winnings to charity, giving \$50,000 to Wounded Warrior Project and \$50,000 to the Stephen Siller Tunnel to Towers Foundation.

CAREER HIGHLIGHTS

- Won the 2019 National League BBWAA Jackie Robinson Rookie of the Year Award, earning 29 of 30 first-place votes...Is the sixth Met to win the award.
- Was named to the Inaugural All-MLB Team (First Team) after the 2019 season as the starting first baseman.
- Became the first Met and first rookie in major league history to finish the season as the outright leader in home runs, hitting a major league rookie record 53 blasts in 2019.
- According to Elias, he was the first rookie to set his club's franchise record for homers since Johnny Rizzo (Pittsburgh) in 1938 (excluding first-year franchises).
- Won the 2019 Home Run Derby...Was the second rookie Derby winner and the first Met to be an outright winner of the contest...Defeated Vladimir Guerrero Jr. in the finals.
- Became the first rookie position player All-Star in Mets history and was the first rookie with at least two RBI in an All-Star Game...Went 1-2 with two RBI and a stolen base in the 2019 Midsummer Classic in Cleveland.

CAREER BESTS

- HITS, GAME**
5 hits
8/15/19 at Atlanta
- HOME RUNS, GAME**
2 home runs
7x, last, 9/27/20 at Washington
- MULTI-HR GAMES**
7 multi-homer games
7 two-homer games
- LEADOFF HR**
None
- INSIDE-THE-PARK HR**
None
- WALK-OFF HOME RUNS**
1 walk-off home run
9/3/20 vs. New York-AL (A. Abreu)
- PINCH-HIT HOME RUNS**
1 pinch hit home run
7/20/19 at San Francisco (D. Holland)
- RBI, GAME**
6 RBI
8/15/19 at Atlanta
- STOLEN BASES, GAME**
1 stolen base
2x, last, 9/26/20 (G2) at Washington
- HITTING STREAK**
8 games
9/1/19-9/9/19
- GRAND SLAMS**
None

- Ended his sophomore campaign with 69 career home runs...Only five players have hit more home runs through the first two seasons of their career: Joe DiMaggio (75), Ralph Kiner (74), Eddie Mathews (72), Ryan Braun (71) and Albert Pujols (71)...All five of those players played between 36 and 100 more games than Alonso.
- His seven career multi-homer games are tied for the most in NL history through 218 career games.

2020 SEASON

- Tied for seventh in the majors and tied for third in the NL with 16 home runs...Finished the year on a power streak, blasting 10 homers in his final 22 games...Tied for eighth in the NL with six hit-by-pitches...Tied for second in MLB with 10 homers in September.
- Had three multi-homer games, tied for the most in the NL: August 17 at Miami, September 6 vs. Philadelphia and September 27 at Washington.
- Nearly one-third of his hits came against Washington (15 of 48)...Hit .429 (15-35) with three doubles and four homers vs. the defending World Champions.
- Belted his first career walk-off home run on September 3 vs. the Yankees...His walk-off blast vs. the Yankees was the Mets' second-ever walk-off home run in the Subway Series and the third by either team in a regular-season Subway Series game.

2019 SEASON

- Became the sixth Met to be named the BBWAA NL Rookie of the Year...Named the Players' Choice NL Rookie of the Year...Also was *Baseball America's* MLB Rookie of the Year, the *Baseball Digest* NL Rookie of the Year and *Sporting News* NL Rookie of the Year...Was named a Topps Rookie All-Star.
 - Finished in seventh place in the National League MVP voting.
- In his first major league season, set Mets single-season records for home runs (53), extra-base hits (85) and total bases (348) while also establishing club rookie records for hits (155), RBI (120), runs scored (103), at-bats (597), plate appearances (693), games played (161), slugging percentage (.583), OBP (.358) and OPS (.941)...Also tied the club rookie record with 72 walks...Was the eighth Met ever to record a 100-RBI, 100-run season.
 - Led the majors with 53 homers and was fourth with 120 RBI...Finished tied for third with 85 extra-base hits, 10th with a .583 slugging percentage and 11th with a .941 OPS...Was third in the majors with 183 strikeouts...Tied for fifth in the majors with 21 hit by pitches.
 - Led all qualified rookies in games played, hits, home runs, RBI, OPS, extra-base hits, runs scored, walks, total bases and slugging percentage...Ranked second in multi-hit games (42) and third in doubles (30).
 - Was the NL Rookie of the Month for April, June and September 2019, making him the Mets' first three-time winner of the award...Jacob deGrom, who earned the honor twice in 2014, is the only other Met to win the award multiple times in a season since it began in 2001...The only other three-time winners of the award in the NL are Jason Bay (2004) and Juan Soto (2018).
 - Finished with the second-most RBI (120) and extra-base hits (85) ever by an NL rookie in the modern era...Only Albert Pujols has had more (130 RBI, 88 extra-base hits in 2001).
 - Was named to the Opening Day roster and made his major league debut as the starting first baseman in the Mets' season opener at Washington...Became the seventh player (only first baseman) in Mets history to make his major league debut in a start on Opening Day...Notched his first career hit, a single, in the eighth inning.

METS ROOKIE OF THE YEAR WINNERS

Six Mets players have been chosen by the BBWAA as the NL Rookie of the Year. Four Mets pitchers have captured the award, while two position players in team history have been voted as the league's top rookie. Here are the Mets' Jackie Robinson NL Rookie of the Year Award winners:

Player	Position	Year	Notes
Tom Seaver	RHP	1967	Mets rookie-record 18 complete games
Jon Matlack	LHP	1972	2.32 ERA led the team, ranked fourth in the NL overall
Darryl Strawberry	OF	1983	His 26 homers stood as club rookie record for 36 years
Dwight Gooden	RHP	1984	Modern major league-record 276 strikeouts as a rookie
Jacob deGrom	RHP	2014	Went 8-1 with a 1.90 ERA over final 12 starts
Pete Alonso	1B	2019	Set all-time MLB rookie record with 53 home runs

- Reached base safely in 34-straight games from August 2-September 9, the longest streak ever by a Mets rookie and the longest single-season streak in team history...Batted .314 (43-137) with seven doubles, 13 homers, 32 RBI and 23 runs scored during the streak with a 1.043 OPS...Was tied for the longest streak in the NL (also, Max Muncy).
- Homered in four-straight games from August 5-9...The only other Mets rookie with a four-game homer streak is Larry Elliot (July 21-24, 1964).
- Went deep in three-straight games twice, April 6-9 and September 17-20...Homered in consecutive games May 20-21, June 22-23, July 17-18, September 3-4 and September 27-28.
- His 33 multi-RBI games were the fourth-most in the majors...Mike Piazza (35 in 1999 and 2000) is the only player in franchise history with more.
- Finished tied for seventh in the majors with 13 games with at least three RBI...Carlos Beltrán (14 in 2008) is the only Met with more in a season.
- Set the club rookie record for home runs in a month with a major league-leading 11 September round-trippers...Also had 10 homers in May.
- Had two walk-off RBI, a sacrifice fly in the 10th inning of a 5-4 win on April 30 vs. Cincinnati and a bases-loaded walk on September 6 vs. Philadelphia in the bottom of the ninth inning.
- Hit a home run in 16 different ballparks, a rookie record and the most by a Met since Mike Piazza (18 in 2000).
- Had four multi-homer games, tied for the most by a Mets rookie (also, Darryl Strawberry in 1983).
- Led the majors with 18 homers and 48 RBI in the seventh inning or later...His 48 late-inning RBI were a Mets record...Todd Hundley (21 in 1996) is the only Met with more late-inning home runs in a single season.
- In the first half, set NL rookie records with 30 home runs and 68 RBI...Only Mark McGwire (33) in 1987 had more pre-break homers as a rookie... Set a major league rookie record with 53 extra-base hits before the All-Star break.
- Was the fourth player in NL history with at least 30 homers and 20 doubles before the All-Star break...Tied a Mets record with 30 homers before the break (also, Dave Kingman, 1976).
- Clobbered his first big-league homer in the ninth inning on April 1 at Miami, a 444-foot, three-run blast off Drew Steckenrider in a 7-3 win.
- Blasted a 458-foot homer off the face of the third deck at Citi Field on June 15...Was the longest homer by a Met at Citi Field in the Statcast ERA (2015-present).
- Was named NL Player of the Week for June 17-23...Went 10-24 (.427) with four homers and a 1.590 OPS during the week...His home run on June 23 was his 27th of the season, setting a Mets rookie record.
- Drilled a Statcast-estimated 474-foot, two-run homer into the third deck at Target Field on July 17...Was the longest blast by a Met since tracking began in 2015.
- Belted a go-ahead homer in the 16th inning on July 18 at San Francisco...Was the second Mets rookie to homer in the 16th inning or later (also, Tim Lincecum's walk-off blast, September 1, 1963).
- Hit his first career pinch-hit homer, a three-run shot, on July 20 at San Francisco.
- Set career-high marks with five hits and six RBI on August 15 at Atlanta and reached base in all six of his plate appearances, going 5-5 with a homer and a walk...Hit his 39th homer in that game to tie the NL rookie home run record...He became just the fourth Mets rookie with at least six RBI in a game and the sixth rookie in team history to produce a five-hit game.
- His 40th homer on August 18 at Kansas City established a new NL rookie record, passing Cody Bellinger (39, 2017).
- Set the Mets' single-season home run mark with his 42nd homer on August 27 vs. the Cubs... Passed Todd Hundley and Carlos Beltrán (41).
- Set the all-time rookie home run record with his 53rd blast on September 28 vs. Atlanta off Mike Foltyniewicz...Passed Aaron Judge (52, 2017).

2018 SEASON

- Was named the Mets' 2018 Sterling Organizational Player of the Year.
- Was a member of the 2018 All-Minor League Baseball Team.
- Hit 36 homers to win the Bauman Award, given to the top home run hitter in the minors...Also paced all minor leaguers with 119 RBI.
- Ranked third in the minors with 68 extra-base hits, fifth with a .579 slugging percentage and ninth with a .975 OPS.
- Hit a 415-foot home run for the U.S. Team in the 2018 SiriusXM All-Star Futures Game.
- Was the 58th-ranked prospect (No. 1 first baseman) in baseball by *MLB Pipeline*...Was ranked the No. 2 prospect in the Mets' farm system...*MLB Pipeline* named Alonso to the First-Team Prospect Team of the Year (first base).
- Named a *Baseball America* Double-A All-Star.

- Was named a Rising Star in the Arizona Fall League after hitting .255 (25-98) with six homers, seven doubles and 27 RBI...Tied for the AFL lead in home runs and ranked second in RBI.
- Bookended his 2018 campaign with home runs... Hit a homer in his first at-bat of the season on April 5 vs. Portland and completed his year with a walk-off homer in Las Vegas' final game as a Mets affiliate on September 3 vs. Sacramento.
- Won Eastern League April Player of the Month after leading the EL in average (.408), hits (31), XBH (14), total bases (59), and OPS (1.282).
- Was the Player of the Week for the period ending April 29.
- His first three Triple-A home runs came in the same game...Clubbed three homers and drove in seven in the 51s' 14-11 win over Reno on June 23.
- Alonso recorded a message for Kathleen Selig, an 82-year-old Mets fan who had recently been diagnosed with small cell lung cancer, after her granddaughter reached out to the Mets...Luis Rojas spoke with Selig over the phone.
- During the COVID-19 baseball shutdown, Alonso recorded personalized messages for several healthcare professionals in the New York/New Jersey area thanking them for their sacrifice and contributions...Also joined teacher Greg Berry from Jericho (NY) High School on a Zoom call to introduce his geometry lesson... Participated in a PSA urging fans to stay home and help flatten the curve.
- Participated in a *Fanatics* auction during the pandemic, offering a private fishing charter which raised \$70,000 towards Feeding America, Meals on Wheels, World Central Kitchen and No Kid Hungry.

2017 SEASON

- Named a MiLB organization All-Star and a *Baseball America* High Class-A All-Star.
- Selected to the FSL post-season All-Star team.
- Was tied for second in the FSL in homers (16).
- Was the FSL Player of the Week twice (June 19-25 and July 17-23).
- Earned Florida State League Player of the Month honors in July.
- Placed on the Disabled List on April 12 with a broken left hand after being hit by a pitch.
- Said of his desire to do good off the field: "I want to be as helpful as possible. I don't have a \$20 million contract, so I can't donate like other athletes do. I don't have that ability yet. Instead of donating money, I can donate time."
- Appeared on the Late Show with Stephen Colbert and Jimmy Kimmel Live! during the 2019 season.
- Named the Joe DiMaggio Toast of the Town and Ben Epstein-Dan Castellano Good Guy Award winner for 2019 by the New York chapter of the BBWAA.
- Attended University of Florida, where he played with Cardinals outfielder Harrison Bader...Was named to the 2015 SEC All-Tournament Team as a sophomore and was a 2016 Dick Howser Trophy Semi-Finalist as a junior.

2016 SEASON

- Made his pro debut for Brooklyn (A).
- Was a Mid-Season New York-Penn League All-Star.
- Was a *Baseball America* Short-Season All-Star.
- Also was a NCBWA first-team All America, Perfect Game/Rawlings first-team All America, ABCA/Rawlings second-team All America, a *Baseball America* third-team All America and an All-SEC second-team selection during his junior season.

BACKGROUND

- Peter Morgan Alonso graduated from Plant High School (FL), the same school as Hall of Famer Wade Boggs...Recipient of the 2013 Wade Boggs Athletic Achievement Award, based upon outstanding athletic skills, academic achievement and good sportsmanship...Turned in a high school batting average of .460 (116-252) with 99 RBI.
- Was invited to the USA Baseball 18-U National Team trials.
- As a junior, led the SEC with a .659 slugging percentage and ranked fourth with a .374 average (79-211)...Tallied 60 RBI and 51 runs scored.
- Hit .500 (16-32) in the 2016 NCAA Tournament with five homers and 13 RBI...Was named the Most Outstanding Player of the Gainesville Regional.
- Selected by the New York Mets in the second round (64th overall) of the 2016 First-Year Player Draft.

CAREER TRANSACTIONS

CAREER STATISTICS

YEAR	TEAM	AVG	G	AB	R	H	2B	3B	HR	RBI	SH	SF	HB	BB	SO	SB	CS	SLG	OBP	E
2016	Brooklyn (A)	.321	30	109	20	35	12	1	5	21	0	2	1	11	22	0	1	.587	.382	0
2017	St. Lucie (A)	.286	82	308	45	88	23	0	16	58	0	1	12	25	64	3	4	.516	.361	18
	Binghamton (AA)	.311	11	45	7	14	4	1	2	5	0	0	0	7	0	0	0	.578	.340	1
2018	Binghamton (AA)	.314	65	220	42	69	12	0	15	52	0	2	8	43	50	0	2	.573	.440	6
	Las Vegas (AAA)	.260	67	258	50	67	19	1	21	67	0	3	7	33	78	0	1	.585	.355	3
2019	METS	.260	161	597	103	155	30	2	53	120	0	3	21	72	183	1	0	.583	.358	12
2020	METS	.231	57	208	31	48	6	0	16	35	0	1	6	24	61	1	0	.490	.326	5
Minor League Totals		.290	255	940	164	273	70	3	59	203	0	8	28	114	221	3	8	.560	.381	28
Major League Totals		.252	218	805	134	203	36	2	69	155	0	4	27	96	244	2	0	.559	.350	17

ALL-STAR GAMES

YEAR	LEAGUE/SITE	AVG	G	AB	R	H	2B	3B	HR	RBI	SH	SF	HB	BB	SO	SB	CS	SLG	OBP	E
2019	NL/Cleveland	.500	1	2	0	1	0	0	0	2	0	0	0	0	1	1	0	.500	.500	0

CAREER FIELDING

POS	G	PO	A	E	PCT	TC	DP
1B	195	1342	126	17	.989	1485	129





NON-ROSTER INVITEE

FRANCISCO ÁLVAREZ

95 C

@franciscoalvarez.13

HT 5-10 WT 233 BT R TH R

OPENING DAY AGE: 19
 BIRTHDATE: NOVEMBER, 19, 2001
 BIRTHPLACE: GUATIRE, VENEZUELA
 RESIDES: GUATIRE, VENEZUELA
 MLB SERVICE TIME: 0 YEARS, 0 DAYS
 HOW OBTAINED: SIGNED AS A NON-DRAFTED FREE AGENT
 ON JULY 2, 2018.
 CONTRACT STATUS: SIGNED THROUGH 2021

MEET THE MET

- Enters the season as the No. 48 prospect in the sport according to *Baseball America*.
- Was the No. 9 international prospect in the 2018-2019 class according to *Baseball America*.
- His favorite sport is basketball...Is a big fan of LeBron James.

2020 SEASON

- Spent part of the season at the New York Mets Alternate Training Site in Brooklyn, NY.

2019 SEASON

- Split his first professional season between Rookie-level Kingsport and Rookie-level Gulf Coast.
- Combined to hit .312/.407/.510 with 32 runs, 10 doubles, seven home runs, 26 RBI and 21 walks in 42 games between the two levels.

- Began the season with the GCL Mets where he reached base safely in all seven games...He hit .462 (12-26) with eight runs, two home runs, 10 RBI and four walks in seven games.
- Went on a 16-game hitting streak with Kingsport from July 8 - August 5, batting .417 (25-60) in that span with 15 runs, three doubles, two home runs, seven RBI, four walks and a 1.036 OPS.
- Socked two home runs on August 24 as a member of Kingsport against Bluefield, going 2-4 with two runs and two RBI.

BACKGROUND

- Full name is Francisco Javier Alvarez.

CAREER TRANSACTIONS

- Signed as a non-drafted free agent on July 2, 2018.

CAREER STATISTICS

YEAR	CLUB	AVG	G	AB	R	H	2B	3B	HR	RBI	SH	SF	HB	BB	SO	SB	CS	SLG	OBP	E
2019	Kingsport (R)	.282	35	131	24	37	6	0	5	16	0	0	3	17	33	1	1	.443	.377	4
	GCL Mets (R)	.462	7	26	8	12	4	0	2	10	0	0	1	4	4	0	1	.846	.548	0
	Minor League Totals	.312	42	157	32	49	10	0	7	26	0	0	4	21	37	1	2	.510	.407	0

MILESTONE HOME RUNS IN METS HISTORY

Home Run

- #1
- #1,000
- #2,000
- #2,500
- #3,000
- #4,000
- #5,000
- #6,000
- #7,000
- #7,500

Player

- Gil Hodges
- Cleon Jones
- Dave Kingman
- Darryl Strawberry
- Howard Johnson
- Bernard Gilkey
- Jason Phillips
- Anderson Hernandez
- Jay Bruce
- Pete Alonso

Date

- 4/11/62 at St. Louis
- 7/25/71 vs. Houston
- 5/6/83 vs. Cincinnati
- 4/16/87 at Philadelphia
- 5/5/90 vs. Houston
- 7/20/97 vs. Cincinnati
- 8/30/03 vs Philadelphia
- 9/13/09 at Philadelphia (G1)
- 9/4/16 vs. Washington
- 5/29/19 at Los Angeles-NL



JACOB

BARNES

40 RHP

@j_barnes30

@jacobbarnes

HT	6-2	WT	220	BT	R	TH	R
----	-----	----	-----	----	---	----	---

OPENING DAY AGE: 30

BIRTHDATE: APRIL 14, 1990

BIRTHPLACE: ST. PETERSBURG, FL

RESIDES: FRANKLIN, TN

MLB SERVICE TIME: 4 YEARS, 30 DAYS

SIGNED BY: TIM McILVAINE (MILWAUKEE)

HOW OBTAINED: CLAIMED OFF OF WAIVERS FROM LOS ANGELES-AL ON OCTOBER 30, 2020

CONTRACT STATUS: SIGNED THROUGH 2021

MEET THE MET

- Enjoys golfing and going to the beach...During road trips, he enjoys seeking out interesting coffee shops...He is a big fan of breakfast foods.
- His college teammates called him "Tarzan" when he played at Florida Gulf Coast University.
- Has two siblings, a sister who is a mother of three and a brother who is a sound engineer...His brother goes on tour with major artists.

2020 SEASON

- Appeared in 18 games with the Angels and went 0-2 with a 5.50 ERA (11 earned runs/18.0 innings) with four walks and 24 punchouts.
- Struck out a career-high five in 2.0 innings on September 26 at Los Angeles-NL.

2019 SEASON

- Began the season with the Milwaukee Brewers before he was claimed by the Kansas City Royals off of waivers on August 3.
- Made his only career start on May 1 with Milwaukee against the Colorado Rockies...Tossed 1.0 inning and allowed three runs.

2018 SEASON

- Went 0-1 with a 3.33 ERA (18 earned runs/48.2 innings), 47 strikeouts and two saves in 49 relief appearances with Milwaukee.
- Notched saves on Opening Day, March 29 at San Diego and on April 18 vs. Cincinnati.

2017 SEASON

- Made his first career Opening Day roster and pitched his first full season in the major leagues.
- His 73 appearances ranked tied for sixth in the National League...Ranked fourth in the NL in holds (24).
- Earned his first major league win on May 17 at San Diego.

2016 SEASON

- Went 0-1 with a 2.70 ERA (eight earned runs/26.2 innings) and one save in 27 games for the Brewers.
- Made his big league debut on June 3 at Philadelphia, tossing a perfect inning and striking out two...Struck out the first batter he faced (Tommy Joseph).
- Posted a 3.71 ERA (seven earned runs/17.0 innings) prior to going on the DL in late July and a 0.93 ERA (one earned runs/9.2 innings) after being reinstated in September.
- Notched his first major league save on October 1 at Colorado.

CAREER BESTS

WIN STREAK

2 games

7/15/17-7/22/17

LOSS STREAK

7 games

4/28/19-present

STRIKEOUTS, GAME

5 strikeouts

9/26/20,

Los Angeles-AL at Los Angeles-NL

LONGEST OUTING

2.0 innings

16x, last, 9/26/20,

Los Angeles-AL at Los Angeles-NL

MOST WALKS, GAME

3 walks

2x, last, 5/1/19, Milwaukee vs.

Colorado

SCORELESS STREAK

13.0 innings

9/26/16-4/20/17

2015 SEASON

- Recorded 84 strikeouts in just 75.0 innings for Biloxi (AA).

2013 SEASON

- Went 9-6 with a 3.08 ERA (36 earned runs/105.1 innings) in 21 games (14 starts) at Brevard County (A)...His nine wins tied for fifth in the Florida State League.

2011 SEASON

- Spent his first professional season at Helena (R).

BACKGROUND

- Has a daughter named Maisy.
- Graduated from St. Petersburg (FL) High School, where he also played football.
- Attended Florida Gulf Coast University.

- In November 2017 participated in the Stars and Stripes Honor Flight...Through these flights, World War II, Korean War, Vietnam War and terminally-ill veterans are flown to Washington, D.C. to visit their respective memorials.

CAREER TRANSACTIONS

- Selected by the Milwaukee Brewers in the 14th round of the 2011 First-Year Player Draft.
- On the 15-Day Disabled List, July 26-September 2, 2016, with right elbow soreness.
- Claimed off of waivers by the Kansas City Royals on August 3, 2019.
- Signed a minor league contract with the Los Angeles Angels on December 23, 2019.
- Claimed off of waivers by the New York Mets on October 30, 2020.

CAREER STATISTICS

YEAR	TEAM	W-L	ERA	G	GS	CG	SHO	SV	IP	H	R	ER	HR	HB	BB	SO	WP	BK
2011	Helena (R)	2-1	2.12	18	0	0	0	2	29.2	25	7	7	3	2	6	43	4	0
2012	Wisconsin (A)	4-7	3.84	25	7	0	0	3	93.2	87	46	40	10	2	46	83	2	5
2013	Brevard County (A)	9-6	3.08	21	14	1	0	0	105.1	98	43	36	6	3	36	66	3	1
2014	Brevard County (A)	0-0	1.23	3	0	0	0	0	7.1	3	1	1	1	0	0	8	0	0
	Huntsville (AA)	2-6	4.26	23	21	0	0	0	105.2	94	57	50	9	10	38	75	6	1
2015	Biloxi (AA)	4-5	3.36	39	6	0	0	0	75	74	32	28	2	2	30	84	7	0
2016	Biloxi (AA)	0-0	0.00	3	0	0	0	0	2.2	2	0	0	0	0	0	4	1	0
	Colo. Springs (AAA)	2-1	1.21	17	0	0	0	1	22.1	14	3	3	1	0	7	23	3	0
	MILWAUKEE (NL)	0-1	2.70	27	0	0	0	1	26.2	24	9	8	1	0	6	26	2	0
2017	MILWAUKEE (NL)	3-4	4.00	73	0	0	0	2	72	57	35	32	8	3	33	80	6	0
2018	MILWAUKEE (NL)	0-1	3.33	49	0	0	0	2	48.2	51	24	18	4	0	23	47	4	0
	Colo. Springs (AAA)	1-0	1.54	11	0	0	0	2	11.2	5	3	2	0	0	8	10	2	0
2019	MILWAUKEE (NL)	1-1	6.86	18	1	0	0	0	19.2	22	17	15	3	0	11	22	1	0
	San Antonio (AAA)	2-0	4.50	14	0	0	0	1	14	14	7	7	3	0	2	15	1	0
	Omaha (AAA)	0-0	3.38	3	0	0	0	0	2.2	4	1	1	0	0	0	6	0	0
	KANSAS CITY (AL)	0-4	8.31	15	0	0	0	0	13	14	13	12	4	0	11	10	2	0
2020	LOS ANGELES (AL)	0-2	5.50	18	0	0	0	0	18	19	13	11	1	2	4	24	0	0
Major League Totals		4-13	4.36	200	1	0	0	5	198	187	111	96	21	5	88	209	15	0
Minor League Totals		26-26	3.35	177	48	1	0	9	470	420	200	175	35	19	173	417	29	7

MAJOR LEAGUE HITTING TOTALS

YEAR	TEAM	AVG.	G	AB	R	H	2B	3B	HR	RBI	SH	SF	HBP	BB	SO	SB	CS	SLG	OBP	E
2020	LOS ANGELES (AL)	---	18	0	0	0	0	0	0	0	0	0	0	0	0	0	0	---	---	0
TOTAL		---	200	0	0	0	0	0	0	0	0	0	0	1	0	0	0	---	1.000	7

CAREER FIELDING

POS	G	PO	A	E	PCT	TC	DP
P	200	18	23	7	.854	48	1



NON-ROSTER INVITEE

**BRETT
BATY**

96 INF

@baty_brett
 @brettbaty

HT	6-3	WT	210	BT	L	TH	R
----	------------	----	------------	----	----------	----	----------

OPENING DAY AGE: 21
BIRTHDATE: NOVEMBER 13, 1999
BIRTHPLACE: ROUND ROCK, TX
RESIDES: SPICEWOOD, TX
MLB SERVICE TIME: 0 YEARS, 0 DAYS
SIGNED BY: HARRY SHELTON
HOW OBTAINED: METS FIRST-ROUND PICK (12TH OVERALL) IN THE 2019 FIRST-YEAR PLAYER DRAFT
CONTRACT STATUS: SIGNED THROUGH 2021

MEET THE MET

- Enters the season as the fourth-best prospect in the organization and No. 94 prospect in the majors overall (No. 7 third baseman) according to *MLB Pipeline*.
- Favorite baseball movie is *Field of Dreams*... Secret talent is juggling.
- Grew up watching the Texas Rangers...His favorite player to watch was Adrián Beltré.

2020 SEASON

- Spent part of the season at the New York Mets Alternate Training Site in Brooklyn, NY...Said it was "an awesome advantage" to be able to have a place to play and train after the season was cancelled.

2019 SEASON

- Split his first professional season between three teams, Rookie-Level GCL Mets, Rookie-Level Kingsport and Class-A Brooklyn.
- Combined to hit .234/.368/.452 with 37 runs, 16 doubles, two triples, seven home runs, 33 RBI and 35 walks in 51 games.
- Was a member of the Cyclones' playoff push and helped the team win the New York Penn League Championship.

BACKGROUND

- Brett Austin Baty graduated from Lake Travis High School in Austin, TX...Hit .615 (59-96) with a nation-leading 19 HR and 50 RBIs his senior year...Drew 44 walks to just nine strikeouts in 148 PA (30% BB rate).
- Also split time as the team's closer and top starting pitcher, sporting a fastball that tops out at 92 mph...Went 5-1 with 3 saves, a 0.84 ERA, and a .133 BAA...Struck out 79 batters in 41.2 innings.
- Led the Lake Travis Cavaliers to the 6A state tournament for the second time in school history...Was the winning pitcher in the regional finals, throwing six scoreless innings to qualify for states...Won the Texas Gatorade Player of the Year Award in 2018.
- Became the first high-school third baseman drafted in the first round by the Mets since David Wright in 2001.
- Was a two-year letterwinner on the basketball team, averaging 12.3 points per game, 5.9 rebounds, and 1.5 steals as a senior.
- Originally committed to the University of Texas.

CAREER TRANSACTIONS

- Selected by the New York Mets in the first round (12th overall) of the 2019 First-Year Player Draft.

CAREER STATISTICS

YEAR	CLUB	AVG	G	AB	R	H	2B	3B	HR	RBI	SH	SF	HB	BB	SO	SB	CS	SLG	OBP	E
2019	GCL Mets (R)	.350	5	20	5	7	3	0	1	8	0	0	0	5	6	0	0	.650	.480	2
	Kingsport (R)	.222	42	158	30	35	12	2	6	22	0	0	4	24	56	0	0	.437	.339	6
	Brooklyn (A)	.200	4	10	2	2	1	0	0	3	0	0	1	6	3	0	0	.300	.529	0
	Minor League Totals	.234	51	188	37	44	16	2	7	33	0	0	5	35	65	0	0	.452	.368	8



DELLIN
BETANCES
68 RHP

@DBetances68
@dbetances68

HT **6-8** WT **265** BT **R** TH **R**

OPENING DAY AGE: **33**
BIRTHDATE: **MARCH 23, 1988**
BIRTHPLACE: **NEW YORK, NY**
RESIDES: **BOGOTA, NJ**
MLB SERVICE TIME: **7 YEARS, 78 DAYS**
SIGNED BY: **CESAR PRESBOTT (NEW YORK-AL)**
HOW OBTAINED: **SIGNED AS A FREE AGENT ON DECEMBER 24, 2019**
CONTRACT STATUS: **SIGNED THROUGH 2021**

☆ **ALL-STAR: 2014, 2015, 2016, 2017** 🏆 **SPORTING NEWS AL RELIEVER OF THE YEAR: 2014, 2015**

NICE TO MET YOU

- Dellin Betances [DELL-in beh-TAN-siss] has ties to all five boroughs of New York City...Was born in Manhattan's Washington Heights neighborhood, grew up on the Lower East Side, went to high school in Brooklyn, made his pro debut for the Staten Island (A) Yankees, spent the first decade of his major league career in the Bronx and now pitches for the Mets in Queens.
- Mainly played basketball growing up...Started playing baseball when he was 10 years old.
- Enjoys playing poker, specifically Texas Hold'em.
- His favorite cuisine is Italian...Favorite road ballparks are Busch Stadium and Fenway Park...His favorite player growing up was Manny Ramírez.
- Has two older brothers and a younger sister...His father, Jaime, has been a livery cab driver in New York City for over 20 years.

CAREER HIGHLIGHTS

- Was named an American League All-Star in each season from 2014 to 2017.
- Was the first reliever in baseball history to record 100 or more strikeouts in five consecutive seasons (2014-2018) and is one of three relievers all-time with five 100-strikeout campaigns.
- Since 2014, leads all relievers with 620 strikeouts...Kenley Jansen is second with 589.
- His career 14.49 K/9 ratio is the third-highest all-time behind Aroldis Chapman's 14.88 K/9 and Craig Kimbrel 14.66 K/9 (min. 350.0 innings).
- Has held opponents to a .155 (62-400) batting average with runners in scoring position, the second-lowest mark in the majors in 1974 (min. 300 batters faced)...Craig Kimbrel .148 (64-432) leads the majors in that time frame.
- Owns the AL record for consecutive relief appearances with a strikeout (44)...Set the mark during the 2018 season (May 29-September 22).

2020 SEASON

- Began the year on the Opening Day roster... Was unscored upon in 11 of his 15 appearances.
- Placed on the Injured List on August 30 with right lat tightness...Activated on September 23...Returned to pitch 1.0 scoreless inning on September 26 at Washington (G2)...Had two strikeouts...Also appeared on September 27 at Washington.
- Earned a hold on August 28 at NYY (G1) with 1.0 scoreless inning (first career outing vs. Yankees)...He joined Mike Stanton as the only pitchers to appear with the Mets who also pitched in at least 300 games for the Yankees...Courtesy of Elias.

CAREER BESTS

WIN STREAK
9 games
4/26/14-5/8/15

LOSS STREAK
6 games
6/27/17-3/31/18

STRIKEOUTS, GAME
6 strikeouts
5/15/14 at New York-NL (New York-AL)

LONGEST OUTING, STARTER
2.0 innings
9/28/11 at Tampa Bay (New York-AL)

LONGEST OUTING, RELIEVER
2.1 innings
4x, last, 8/17/15 vs. Minnesota (New York-AL)

MOST WALKS, GAME
4 walks
2x, last, 7/5/17 vs. Toronto (New York-AL)

SCORELESS STREAK
20.0 innings
7/8/15 - 8/19/15 (New York-AL)

BETANCES, DELLIN

2019 SEASON

- Missed most of the season on the Injured List with a right shoulder impingement...Returned on September 15 at Toronto and whiffed both batters he faced...Suffered a partial tear of his left Achilles in that game...Missed the rest of the season.

2018 SEASON

- Opponents batted .186 (44-237)...Retired 44 of 66 first batters faced (66.7 percent).
- Struck out 115 of his 272 batters faced in 2018 (42.3%)...Ranked third among all Major League relievers (second in the American League) with 115 punchouts and a 15.53 K/9.
- Made his 300th career appearance in the Yankees' April 24 win vs. Minnesota.
- Tied a career-best with 18-straight scoreless outings from May 27-June 7, spanning 17.2 innings.
- Recorded his fifth-straight 100-strikeout season, tied for the most by a reliever all-time.

POSTSEASON

- Allowed one earned run in 5.1 innings (1.69 ERA) with seven strikeouts in three postseason relief appearances...Retired all six batters faced, striking out three, to earn his first postseason win in the American League Wild Card Game against Oakland.

2017 SEASON

- Opponents batted .141 (29-205), second-lowest in the AL (Craig Kimbrel, .140) and the fourth-lowest in AL history (min. 200 at bats)...Led all relievers with a 34.9 percent soft contact rate...Ranked second with a 15.1 K/9.
- Was named to his fourth-straight AL All-Star team.
- Threw an immaculate inning in the eighth inning of an August 2 loss vs. Detroit.
- Collected his 500th career strikeout (Logan Morrison, looking) on September 11...Reached 500 strikeouts in 309.0 innings.

POSTSEASON

- Made five postseason relief appearances, in the ALDS and ALCS.

2016 SEASON

- Led the majors with 126 strikeouts as a reliever... Led the majors with a 15.5 K/9...Ranked second with a 42.1% strikeout rate.
- Had multiple strikeouts in eight consecutive appearances twice: April 7-23 and May 14-29.

- Struck out all four batters faced in a May 14 win vs. Chicago-AL...Was his second career game in which he faced at least four batters and retired each via strikeout (also, May 2, 2015 at Boston).
- Was named to his third AL All-Star team...Made his second career All-Star appearance in a July 12 AL win in San Diego, tossing a scoreless seventh (1.0 IP, H, 2 K).

2015 SEASON

- Led all Major League relievers in strikeouts (131) for the second consecutive season...His 1.50 ERA trailed only Wade Davis' 0.94 mark.
- Held opponents to a Major League-low .115 (10-87) batting average with runners in scoring position.
- Did not allow an earned run in his first 26 games of the season from April 8-June 2 (29.1 innings), the fourth-longest season-opening streak since 1912.
- Did not allow an earned run in his first 33 road outings in 2015...Matched the longest season-opening streak of road appearances without an earned run by any Major League pitcher since 1912 (also Cleveland's Steve Olin over his first 33 road appearances in 1992)...Went 38 consecutive road games without allowing an earned run from August 28, 2014-September 22, 2015.
- Was named to his second career All-Star team... Made his All-Star debut in the AL win in Cincinnati on July 14, tossing a scoreless seventh inning.
- Did not allow a home run over a career-best 54-game stretch from August 16, 2014-July 3, 2015.

POSTSEASON

- Made his postseason debut in the Yankees' AL Wild Card Game loss vs. Houston on October 6... Allowed one run on one hit while walking one and striking out four in 1.2 innings.

2014 SEASON

- Went 5-0 with one save and a 1.40 ERA (14 earned runs/90.0 innings)...Opponents batted .149 (46-308)...Of his 270 outs, 135 came via strikeout (50.0%).
- His 135 strikeouts were most for any Major League reliever since the Cubs' Carlos Mármol had 138 in 2010.
- His 13.3 K/9 and 4.6 H/9 were the best in the majors (min. 75.0 innings).
- Became the first rookie relief pitcher in baseball history to strike out at least 50 batters (had 51) through his team's first 50 games of a season.
- Was named to his first career All-Star Game.

- Struck out his 100th batter on August 5 vs. Detroit in his 50th game of the season.
- Was also named to the *Baseball America* All-Rookie Team.

2011 SEASON

- Made his Major League debut on September 22 in a loss vs. Tampa Bay, allowing two earned runs, four walks, and hitting a batter in just 0.2 innings.
- Made his first career start on September 28 at Tampa Bay, tossing 2.0 scoreless innings.
- Was an Eastern League Mid-Season All-Star.

2010 SEASON

- Began the season on the disabled list recovering from Tommy John surgery.
- Made his season debut on June 10 with Tampa (A)...Made two postseason starts for Trenton (AA).

2009 SEASON

- Was placed on the disabled list on June 25 with elbow inflammation...Underwent Tommy John surgery on August 27 and missed the remainder of the season.

2006 SEASON

- Made his pro debut with the GCL Yankees (R).

BACKGROUND

- As a senior at Grand Street Campus High School in Brooklyn, set a school record with 20 strikeouts in a single game...Became the first player from New York City to be honored as an Aflac All-American in 2005...During the 2005 regular season, posted a 6-0 record with a 0.22 ERA, allowing just one earned run while recording 100 strikeouts in 41.2 innings...also played basketball for part of his high school career.
- Was offered a full scholarship to Vanderbilt University before being drafted by the Yankees.
- Played with Clayton Kershaw and Tyson Ross on Team USA's 2005 Junior Olympic team.

- Is involved in various philanthropic endeavors...Has donated equipment to groups in Brooklyn and the Lower East Side...Has made financial contributions to Memorial Sloan Kettering Cancer Center.
- In May 2018, partnered with CC Sabathia's PitCCH In Foundation to host an All-Star Baseball Clinic in Brooklyn at Betances' old high school...invited his former little league and other local organizations from the Lower East Side to the event.
- Was named the *Latinosports.com* "Latino MVP Player of the Year" in both 2015 and 2016.
- Along with Andrew Miller and teammate Aroldis Chapman, was honored with the "Willie, Mickey and the Duke" Award from the New York BBWAA...Received his award at the annual writers dinner on January 21, 2017.
- Was named the "Sid Mercer/Dick Young New York Player of the Year" by members of the New York chapter of the BBWAA...Was presented his award at the annual writers dinner on January 24, 2015.
- Received a 2015 Thurman Munson Award for success on the field and in the philanthropic community.
- Helped hand out gifts to children at the Yankees' Winter Wonderland event in December 2014.

CAREER TRANSACTIONS

- Selected by the New York Yankees in the eighth round of the 2006 Amateur Draft.
- Placed on the 10-day Injured List on March 28, 2019 with a right shoulder impingement...Transferred to the 60-day Injured List on May 9, 2019...Reinstated on September 15, 2019.
- Placed on the 60-day Injured List on September 18, 2019 with a partial tear of the left Achilles' tendon.
- Signed by the New York Mets as a free agent on December 24, 2019.
- On the 10-day Injured List, August 30-September 23, 2020 with right lat tightness.

MOST 100-STRIKEOUT SEASONS, RELIEVERS

From 2014-2018, Dellin Betances ran off an unprecedented streak of five-straight 100-strikeout seasons, equaling the major league record for seasons hitting triple digits in punchouts by a reliever for an entire career. Below are the nine relief pitchers with at least four 100-strikeout seasons:

Pitcher	Seasons	Years	Pitcher	Seasons	Years
Dellin Betances	5	2014-2018	Billy Wagner	4	1997, 1999, 2003, 2010
Goose Gossage	5	1975, 1977-78, 1980, 1982	Duane Ward	4	1989-92
Rollie Fingers	5	1972-73, 1975-77	Rob Dibble	4	1989-92
Kenley Jansen	4	2013-14, 2016-17	Dick Radatz	4	1962-65
Aroldis Chapman	4	2012-2015	10 tied with	3	--

CAREER STATISTICS

YEAR	TEAM	W-L	ERA	G	GS	CG	SHO	SV	IP	H	R	ER	HR	HB	BB	SO	WP	BK
2006	GCL Yankees (R)	0-1	1.16	7	7	0	0	0	23.1	14	5	3	1	1	7	27	2	1
2007	Staten Island (A)	1-2	3.60	6	6	0	0	0	25.0	24	11	10	0	2	17	29	3	1
2008	GCL Yankees (R)	0-1	8.53	3	2	0	0	0	6.1	13	7	6	0	0	3	6	2	0
	Charleston (A)	9-4	3.67	22	22	0	0	0	115.1	87	57	47	9	11	59	135	9	3
2009	Tampa (A)	2-5	5.48	11	11	0	0	0	44.1	48	29	27	2	2	27	44	3	0
2010	Tampa (A)	8-1	1.77	14	14	0	0	0	71.0	43	18	14	1	3	19	88	3	0
	Trenton (AA)	0-0	3.77	3	3	0	0	0	14.1	10	7	6	3	1	3	20	3	0
2011	Trenton (AA)	4-6	3.42	21	21	0	0	0	105.1	86	49	40	7	9	55	115	5	1
	Scranton/WB (AAA)	0-3	5.14	4	4	1	0	0	21.0	16	12	12	2	1	15	27	2	0
	NEW YORK (AL)	0-0	6.75	2	1	0	0	0	2.2	1	2	2	0	1	6	2	0	0
2012	Trenton (AA)	3-4	6.51	11	10	0	0	0	56.2	73	49	41	4	6	30	53	7	1
	Scranton/WB (AAA)	3-5	6.39	16	16	0	0	0	74.2	71	58	53	9	6	69	71	13	3
2013	Scranton/WB (AAA)	6-4	2.68	38	6	0	0	5	84.0	52	25	25	2	7	42	108	8	0
	NEW YORK (AL)	0-0	10.80	6	0	0	0	0	5.0	9	6	6	1	0	2	10	0	0
2014	NEW YORK (AL)	5-0	1.40	70	0	0	0	1	90.0	46	15	14	4	4	24	135	2	1
2015	NEW YORK (AL)	6-4	1.50	74	0	0	0	9	84.0	45	17	14	6	3	40	131	9	0
2016	NEW YORK (AL)	3-6	3.08	73	0	0	0	12	73.0	54	31	25	5	1	28	126	6	0
2017	NEW YORK (AL)	3-6	2.87	66	0	0	0	10	59.2	29	20	19	3	11	44	100	5	1
2018	NEW YORK (AL)	4-6	2.70	66	0	0	0	4	66.2	44	22	20	7	5	26	115	4	1
2019	NEW YORK (AL)	0-0	0.00	1	0	0	0	0	0.2	0	0	0	0	0	0	2	0	0
2020	METS	0-1	7.71	15	0	0	0	0	11.2	12	10	10	0	2	12	11	2	0
Minor League Totals		36-36	3.99	156	122	1	0	5	641.1	537	327	284	40	49	346	723	60	10
Major League Totals		21-23	2.52	373	1	0	0	36	393.1	240	123	110	26	27	182	632	28	3

CAREER PLAYOFF STATISTICS

YEAR	RND	TEAM/OPP	W-L	ERA	G	GS	CG	SHO	SV	IP	H	R	ER	HR	HB	BB	SO	WP	BK
2015	ALWC	NY Yankees vs. OAK	0-0	5.40	1	0	0	0	0	1.2	1	1	1	0	0	1	4	0	0
2017	ALWC	NY Yankees vs. MIN	Did Not Play																
	ALDS	NY Yankees vs. CLE	0-1	3.00	3	0	0	0	0	3.0	1	1	1	0	0	3	5	0	0
	ALCS	NY Yankees vs. HOU	0-0	9.00	2	0	0	0	0	1.0	1	1	0	0	0	2	1	0	0
2018	ALWC	NY Yankees vs. OAK	1-0	0.00	1	0	0	0	0	2.0	0	0	0	0	0	0	3	0	0
	ALDS	NY Yankees vs. BOS	0-0	2.70	2	0	0	0	0	3.1	3	1	1	0	0	1	4	1	0
2019	ALDS	NY Yankees vs. MIN	Did Not Play - Injured																
	ALCS	NY Yankees vs. HOU	Did Not Play - Injured																
Postseason Totals			1-1	3.27	9	0	0	0	0	11.0	6	4	4	0	0	7	17	1	0
Wild Card Totals			1-0	2.45	2	0	0	0	0	3.2	1	1	1	0	0	1	7	0	0
Division Series Totals			0-1	2.84	5	0	0	0	0	6.1	4	2	2	0	0	4	9	1	0

ALL-STAR GAME

YEAR	LEAGUE/SITE	W-L	ERA	G	GS	CG	SHO	SV	IP	H	R	ER	HR	HB	BB	SO	WP	BK
2014	AL/Minnesota	Did Not Play																
2015	AL/Cincinnati	0-0	0.00	1	0	0	0	0	1.0	0	0	0	0	0	1	1	0	0
2016	AL/San Diego	0-0	0.00	1	0	0	0	0	1.0	1	0	0	0	0	0	2	0	0
2017	AL/Miami	0-0	0.00	1	0	0	0	0	1.0	1	0	0	0	0	2	2	0	0
All Star Game Totals		0-0	0.00	3	0	0	0	0	3.0	2	0	0	0	0	3	5	0	0

WORLD BASEBALL CLASSIC

YEAR	CLUB	W-L	ERA	G	GS	CG	SHO	SV	IP	H	R	ER	HR	HB	BB	SO	WP	BK
2017	Dominican Republic	0-0	0.00	5	0	0	0	0	5.0	3	0	0	0	0	3	5	0	0

MAJOR LEAGUE HITTING TOTALS

YEAR	TEAM	AVG.	G	AB	R	H	2B	3B	HR	RBI	SH	SF	HBP	BB	SO	SB	CS	SLG	OBP	E
2019	NEW YORK (AL)	.000	0	0	0	0	0	0	0	0	0	0	0	0	0	0	0	0	0	0
Career Totals		.000	28	1	0	0	0	0	0	0	0	0	0	1	0	0	0	0	0	8

CAREER FIELDING

POS	G	PO	A	E	PCT	TC	DP
P	373	23	32	8	.873	63	1



NON-ROSTER INVITEE

JERRY

BLEVINS

26 LHP

@jerryblevins

@jblev13

HT	6-4	WT	180	BT	L	TH	L
----	-----	----	-----	----	---	----	---

OPENING DAY AGE: 37
 BIRTHDATE: SEPTEMBER 6, 1983
 BIRTHPLACE: JOHNSON CITY, TN
 RESIDES: FINDLAY, OH
 MLB SERVICE TIME: 10 YEARS, 64 DAYS
 SIGNED BY: BRIAN WILLIAMS (CHICAGO-NL)
 HOW OBTAINED: SIGNED AS A MINOR LEAGUE FREE AGENT WITH AN INVITE TO SPRING TRAINING ON DECEMBER 11, 2020
 CONTRACT STATUS: SIGNED THROUGH 2021

MEET THE MET

- Is a donut lover and samples the best donuts across major league cities.
- Labels himself as a voracious reader, especially science fiction.
- Loves to watch movies...Favorite film is *The Shawshank Redemption*.
- Appeared on SNY during the 2020 season following his release from the Giants, as a baseball analyst for their nightly shows.

CAREER HIGHLIGHTS

- Spent four seasons with the Mets from 2015 to 2018...Owns a 14-4 record with a 3.38 ERA (52 earned runs/138.2 innings) with 61 walks and 166 punchouts in 219 career appearances with New York.
- Has held left-handed hitters to a .213 (194-910) batting average in his career.
- His 608 relief appearances are the third-most among active left-handed pitchers since his first major league season in 2007, trailing only Tony Watson (627) and Tony Sipp (616).

2020 SEASON

- Signed a minor league contract with an invitation to Major League Spring Training with the San Francisco Giants, but was released before the season started.

2019 SEASON

- Was traded from Oakland to Atlanta on April 28 for cash considerations...Designated for assignment on May 14 and then signed a one-year contract with Atlanta on May 18.
- Struck out 37 batters over 32.1 innings of work.

2018 SEASON

- Spent the entire season with the Mets and went 3-2 with a save and a 4.85 ERA (23 earned runs/42.2 innings) in 64 games...Made his first and, to date, only career start June 24 vs. Los Angeles-NL...Allowed two runs on two hits (both home runs) in 2.0 innings of work.

2017 SEASON

- Was tied for seventh in the majors with a career-high 75 appearances.
- Had 69 strikeouts in 49.0 innings (12.67 strikeouts per nine innings)...Struck out a career-high 31.8 percent of the batters he faced.
- Made his 500th career appearance on September 30 at Philadelphia.

CAREER BESTS

WIN STREAK

7 games

2x, last, 4/10/17-4/3/18

LOSS STREAK

2 games

4x, last, 5/27/18-8/27/18

STRIKEOUTS, GAME

5 strikeouts

2x, last, 9/25/14 (Game 1)
Washington vs. New York-NL

LONGEST OUTING, STARTER

2.0 innings

6/24/18 vs. Los Angeles-NL

LONGEST OUTING, RELIEVER

2.2 innings

4x, last, 8/25/13, Oakland at Baltimore

MOST WALKS, GAME

3 walks

2x, last, 6/22/17 at Los Angeles-NL

SCORELESS STREAK

13.1 innings

9/12/14-4/12/16

BLEVINS, JERRY

2016 SEASON

- Stranded 47 of 55 inherited runners, tied for the most stranded runners in the majors with San Francisco's Javier Lopez.
- Was unscored upon in 19 of his final 21 outings... Ranked second on the team with 16 holds.
- Held opponents to a .167 (6-36) average with runners in scoring position.
- Did not allow a run over 21 games from April 30-June 22, the second-longest streak in Mets history...Had a 13.0 scoreless inning streak during that span.

POSTSEASON

- Was on the roster for the Wild Card Game vs. San Francisco but did not pitch.

2015 SEASON

- Made seven appearances for the Mets after being acquired from Washington on March 30 in exchange for outfielder Matt den Dekker...Placed on the 15-Day Disabled List on April 21.
- Fractured his left forearm when he was struck by a Dee Gordon line drive on April 19 vs. Miami.
- Did not allow a hit or a run in his seven outings with the Mets (5.0 innings pitched).
- Re-fractured his left forearm on August 3 when he fell off a curb in Port St. Lucie, FL.

2014 SEASON

- Made 64 appearances in his first year with Washington, his third straight season of 60 or more games.
- Allowed only 11.4% (4-35) of inherited runners to score, good for fifth in the majors and fourth in the NL.
- Finished a career-high 25 games.

POSTSEASON

- Struck out two in 3.1 perfect innings over three appearances in the NLDS vs. San Francisco.

2013 SEASON

- Member of Oakland's Opening Day roster for the fifth straight year.
- Limited hitters to a .218 batting average against, including a .190 (23-121) mark against righties.
- For the fourth time in his career, worked a career-high 2.2 innings on August 25 at Baltimore.

2012 SEASON

- Compiled career-bests with 65.1 innings, 14 holds, and a 2.48 ERA...Also limited lefthanders to a career-best .182 (20-110) mark.

POSTSEASON

- Tossed 3.2 scoreless innings and allowed one hit in Oakland's ALDS loss to Detroit.

2011 SEASON

- Made six separate trips between Oakland and Sacramento (AAA) of the Pacific Coast League.

2010 SEASON

- In his first full MLB season, posted 11 holds.
- Recorded his first major league save in Oakland's 4-3 win on August 19 vs. Tampa Bay with a perfect ninth inning.

2009 SEASON

- Made an Opening Day roster for the first time in his career and had three stints with the Athletics.

2008 SEASON

- Began the year with Sacramento (AAA) of the Pacific Coast League before the A's recalled him for the remainder of the season on July 4.
- Earned his first MLB win on July 27 vs. Texas.

2007 SEASON

- Made his major league debut on September 16 vs. Texas...Struck out one (David Murphy) in 1.0 perfect inning.

2005 SEASON

- Pitching for Peoria (A) of the Midwest League, finished second in the league with 14 saves.

2004 SEASON

- Went 6-1 with five saves in 23 relief appearances in his professional debut with Boise (A) of the Northwest League...Tied for team lead in both wins and saves.

BACKGROUND

- Jerry Richard Blevins attended the University of Dayton (OH) and walked on to the Flyers' baseball team...Is a 2001 graduate of Arcadia (OH) HS... Was later inducted into Arcadia's Hall of Fame.
- Won a Gold Medal with Team USA in 2007 World Cup played in Taiwan.

CAREER TRANSACTIONS

- Selected by Chicago-NL in the 17th round in the 2004 First-Year Player Draft.
- Acquired by the Oakland Athletics with catcher Rob Bowen in exchange for catcher Jason Kendall and cash considerations on July 17, 2007.
- Acquired by the Washington Nationals in exchange for outfielder Billy Burns on December 11, 2013.

- Acquired by the New York Mets in exchange for outfielder Matt den Dekker on March 30, 2015.
- On 15-Day Disabled List, April 21, 2015 (retroactive to April 20), distal radius fracture of left arm...Transferred to the 60-Day Disabled List, June 13, 2015.
- On 60-Day Disabled List, June 13, 2015-end of the season.
- Signed with the New York Mets as a free agent to a one-year contract on December 15, 2015.
- Signed with the New York Mets as a free agent to a one-year contract on February 9, 2017.
- Signed with the Oakland Athletics as a minor league free agent with an invitation to Major League Spring Training on February 9, 2017.
- Acquired by the Atlanta Braves in exchange for cash on April 28, 2019.
- Signed with the San Francisco Giants as a minor league free agent with an invitation to Major League Spring Training on January 12, 2020.
- Signed with the New York Mets as a minor league free agent with an invitation to Major League Spring Training on December 11, 2020.

CAREER STATISTICS

YEAR	TEAM	W-L	ERA	G	GS	CG	SHO	SV	IP	H	R	ER	HR	HB	BB	SO	WP	BK
2004	Boise (A)	6-1	1.62	23	0	0	0	5	33.1	17	7	6	1	3	21	42	2	0
2005	Peoria (A)	3-7	5.54	48	2	0	0	14	76.1	75	51	47	6	5	38	96	5	0
2006	Daytona (A)	0-1	9.00	8	0	0	0	1	11.0	18	12	11	0	1	4	9	0	1
	Boise (A)	1-2	6.04	16	0	0	0	0	22.1	27	22	15	3	3	8	19	1	0
	West Tenn (AA)	0-0	1.42	5	0	0	0	1	6.1	5	1	1	0	1	1	8	0	0
2007	Daytona (A)	1-0	0.38	15	0	0	0	6	23.2	13	1	1	0	1	5	32	0	0
	Tennessee (AA)	2-2	1.53	23	0	0	0	3	29.1	23	5	5	1	1	8	37	1	0
	Midland (AA)	1-3	3.32	17	0	0	0	1	21.2	18	10	8	2	0	5	29	2	0
	Sacramento (AAA)	1-0	0.00	1	0	0	0	0	2.2	1	0	0	0	0	0	4	0	0
	OAKLAND (AL)	0-1	9.64	6	0	0	0	0	4.2	8	6	5	1	0	2	3	0	0
2008	Sacramento (AAA)	2-2	2.78	28	0	0	0	10	32.1	31	16	10	3	2	6	36	2	0
	OAKLAND (AL)	1-3	3.11	36	0	0	0	0	37.2	32	14	13	2	3	13	35	0	0
2009	OAKLAND (AL)	0-0	4.84	20	0	0	0	0	22.1	19	12	12	2	0	6	23	0	0
	Sacramento (AAA)	5-3	3.84	45	0	0	0	2	63.1	65	28	27	5	4	18	62	3	0
2010	OAKLAND (AL)	2-1	3.70	63	0	0	0	1	48.2	54	20	20	7	1	18	46	0	0
2011	OAKLAND (AL)	0-0	2.86	26	0	0	0	0	28.1	24	14	9	2	1	14	26	0	0
	Sacramento (AAA)	2-0	4.85	27	0	0	0	0	29.2	25	16	16	3	1	7	35	1	0
2012	OAKLAND (AL)	5-1	2.48	63	0	0	0	1	65.1	45	20	18	7	5	25	54	2	0
2013	OAKLAND (AL)	5-0	3.15	67	0	0	0	0	60.0	47	23	21	7	4	17	52	2	0
2014	WASHINGTON (NL)	2-3	4.87	64	0	0	0	0	57.1	48	31	31	3	1	23	66	2	0
2015	METS	1-0	0.00	7	0	0	0	0	5.0	0	0	0	0	0	0	4	0	0
2016	METS	4-2	2.79	73	0	0	0	2	42.0	36	14	13	4	1	15	52	1	0
2017	METS	6-0	2.94	75	0	0	0	1	49.0	43	16	16	4	4	24	69	2	0
2018	METS	3-2	4.85	64	1	0	0	1	42.2	36	24	23	6	5	22	41	1	0
2019	Las Vegas (AAA)	0-0	1.69	7	0	0	0	0	10.2	9	2	2	2	0	4	16	0	0
	ATLANTA (NL)	1-0	3.90	45	0	0	0	1	32.1	25	15	14	5	2	16	37	2	0
Minor League Totals		24-21	3.70	263	2	0	0	43	362.2	327	171	149	26	22	125	425	17	1
Major League Totals		30-13	3.54	609	1	0	0	7	495.1	417	209	195	50	27	195	508	12	0

CAREER PLAYOFF STATISTICS

YEAR	RND	TEAM/OPP	W-L	ERA	G	GS	CG	SHO	SV	IP	H	R	ER	HR	HB	BB	SO	WP	BK
2012	ALDS	OAK vs. DET	0-0	0.00	3	0	0	0	0	3.2	1	0	0	0	0	0	0	0	0
2014	NLDS	WAS vs. SF	0-0	0.00	3	0	0	0	0	3.1	0	0	0	0	0	0	2	0	0
Postseason Totals			0-0	0.00	6	0	0	0	0	7.0	1	0	0	0	0	0	2	0	0

MAJOR LEAGUE HITTING TOTALS

YEAR	TEAM	AVG.	G	AB	R	H	2B	3B	HR	RBI	SH	SF	HBP	BB	SO	SB	CS	SLG	OBP	E
2019	ATLANTA (NL)	---	43	0	0	0	0	0	0	0	0	0	0	0	0	0	0	0	0	1
Career Totals		.000	327	4	0	1	0	0	0	1	0	0	0	0	2	0	0	.250	.250	10

CAREER FIELDING

POS	G	PO	A	E	PCT	TC	DP
P	609	7	42	10	.831	59	1



CARLOS CARRASCO

59 RHP

@Cookie_Carrasco
 @cookie_carrasco

HT **6-4** WT **222** BT **R** TH **R**

OPENING DAY AGE: **34**
BIRTHDATE: **MARCH 21, 1987**
BIRTHPLACE: **BARQUISIMETO, VZ**
RESIDES: **ODESSA, FL**
MLB SERVICE TIME: **9 YEARS, 147 DAYS**
SIGNED BY: **PHILADELPHIA**
HOW OBTAINED: **ACQUIRED FROM CLEVELAND WITH INF FRANCISCO LINDOR IN A SIX-PLAYER TRADE ON JANUARY 7, 2021**
CONTRACT STATUS: **SIGNED THROUGH 2022 WITH A CLUB OPTION FOR 2023**

ROBERTO CLEMENTE AWARD: 2019 **COMEBACK PLAYER OF THE YEAR: 2019 (AL)**

MEET THE MET

- Nicknamed "Cookie"...Cleveland teammate Chris Perez saw Carrasco eating cookies and milk in the clubhouse in 2011 and called him Cookie...The name stuck.
- Before joining the Mets, listed New York as his favorite road city.
- Carlos' favorites: Movie - Gladiator...Music - Country...Road stadium - Kauffman (KC)...TV - Discovery Channel.
- On August 4, 2016 the Venezuelan-born Carrasco announced, via Twitter, that he passed his United States citizenship test.
- Routinely visited Cleveland Clinic cancer patients following his 2019 leukemia diagnosis and still keeps in touch with many of the patients to this day.
- Starting when he was four years old, his mom (Maria) took him to all his camps, practices and games while his dad worked 3-4 months at a time transporting goods around Venezuela for a local shipping company.

CAREER HIGHLIGHTS

- Earned the 2019 Roberto Clemente Award for his numerous community endeavors (see *Background* for more information on Carlos' community involvement).
- Returned from a three-month absence on September 1, 2019 after being diagnosed with and beating leukemia...Was named the 2019 AL Comeback Player of the Year.

2020 SEASON

- Ranked among AL leaders in starts (12, tied for second), strikeouts (82, sixth), ERA (2.91, seventh), innings pitched (68.0, eighth), opponent average (.221, ninth) and HR/9 (1.06, 10th).
- Pitched 6.0 innings or more in nine of his 12 starts, including each of his last six...Went 1-1 with a 1.66 ERA (seven earned runs/38.0 innings) from August 29 through the end of the year.

POSTSEASON

- Started Game 2 of the AL Wild Card Series vs. the Yankees... Did not factor into the decision in Cleveland's 10-9 loss after throwing 3.0+ innings and allowing four runs, earned.

2019 SEASON

- Received the Roberto Clemente Award, the most prestigious individual honor in the sport, for his numerous community endeavors...Was the first Venezuelan-born player to earn the award.

CAREER BESTS

WIN STREAK

10 games

8/27/17-4/23/18

LOSS STREAK

9 games

7/5/11-7/6/13

STRIKEOUTS, GAME

15 strikeouts

9/25/15, Cleveland at Kansas City

DOUBLE-DIGIT STRIKEOUT GAMES

26 games

last, 11 strikeouts, 9/20/20,
Cleveland at Detroit

LONGEST OUTING, STARTER

9.0 innings

8x, last, 5/9/18,
Cleveland at Milwaukee

MOST WALKS, GAME

5 walks

2x, last, 8/12/20, Cleveland vs. Chicago-NL

SCORELESS STREAK

21.1 innings

6/7/11-6/18/11

LAST COMPLETE GAME

5/9/19, Cleveland vs. Chicago-AL (5.0 IP)

LAST COMPLETE-GAME

SHUTOUT

5/9/19, Cleveland vs. Chicago-AL (5.0 IP)

FEWEST HITS, COMPLETE GAME

1 hit

9/25/15, Cleveland at Kansas City

FEWEST WALKS, COMPLETE GAME

0 walks

3x, last, 5/9/19,
Cleveland vs. Chicago-AL (5.0 IP)

- His odds-defying return to the field after being diagnosed with chronic myeloid leukemia in early June netted him AL Comeback Player of the Year honors.
- Felt fatigued early in and after his early-season outings...Was checked out at the Cleveland Clinic on June 3...Was placed on the IL the next day with the consensus being that it would be a season-ending stint...Began throwing bullpen sessions in July and started a rehab assignment at Akron (AA) on August 19...Activated from the IL on September 1 and pitched that day at Tampa Bay.
- Appeared in 11 games out of the bullpen after his return in September, recording one save.
- At the time of his cancer diagnosis, Carrasco led the AL in strikeout-to-walk ratio (7.18) and walks-per-nine innings (1.52) and was 7th in the AL in strikeouts-per-nine innings (10.94).
- Tossed his fourth career shutout, a rain-shortened 5.0-inning start on May 9 vs. Chicago-AL...Logged a pair of 12-strikeout games in April.

2018 SEASON

- Reached the 200-strikeout mark for the third time in four seasons with a career-high 231 punchouts, fourth-most in the AL.
- Was one of the league's top pitchers after the All-Star break, ranking first in innings (89.1) and strikeouts (119) in the second half.
- Was struck on his right elbow by a line drive off the bat of Joe Mauer on June 16...Was placed on the IL the next day and missed two weeks.
- Struck out a season-high 14 batters on September 7 at Toronto.
- Signed a two-year extension through 2022 after the season on December 6.

POSTSEASON

- Started and lost Game 2 of the ALDS at Houston... Threw 5.1 innings and allowed two runs, earned in the Tribe's 3-1 setback.

2017 SEASON

- Tied for the major league lead with a career-high 18 wins...Finished fourth in the AL Cy Young Award balloting.
- Ranked fifth in the AL with 226 strikeouts... Reached the 200-strikeout milestone for the second time in his career.

POSTSEASON

- Made his first career playoff start in Game 3 of the ALDS at Yankee Stadium...Tossed 5.2 shutout innings and allowed just three hits with three walks and seven strikeouts...Cleveland lost, 1-0.

2016 SEASON

- Missed the Tribe's run to the World Series after suffering a season-ending injury, a fractured fifth metacarpal on his right hand, on September 17 vs. Detroit (Ian Kinsler line drive off his right hand).
- Also missed a portion of the season after straining his left hamstring while covering first base on April 24 at Detroit.
- At the time of his season-ending injury, ranked 10th in the AL with a 3.32 ERA.

2015 SEASON

- Spent his first full season as a starting pitcher... Tied for ninth in the majors with 216 strikeouts.
- In his final start of the season, September 25 at Kansas City, threw a one-hit shutout with a career-high 15 strikeouts...Carried a no-hitter into the seventh inning.
- Came within a strike of his first career no-hitter on July 1 at Tampa Bay...Struck out 13 as he lost a perfect game bid in the seventh inning and finished his outing after allowing a two-out, two-strike single in the ninth.
- Threw consecutive 9.0-inning outings on July 30 and August 4, allowing just one earned run over 18.0 innings with 14 punchouts in that span...Did not allow more than two hits in either start.

2014 SEASON

- Split the season between the rotation and bullpen and was the most dominant pitcher in the AL over the last two months of the season...Ended the season with 10 dominant starts from August 10-September 27, going 5-3 with a 1.30 ERA to end the year (10 earned runs/69.0 innings).
- Had a 1.23 ERA (six earned runs/26.0 innings) in his last 16 relief outings.
- Tossed his first career shutout and first 9.0-inning complete game on September 17 at Houston, yielding just two infield singles and a walk with 12 strikeouts on just 98 pitches.

2013 SEASON

- Served a six-game suspension to begin the season...Made his first start since 2011 on April 9...Was ejected from that game after hitting Kevin Youkilis with a pitch and was later suspended an additional seven games.

2012 SEASON

- Spent the entire season rehabbing from right elbow surgery.

2011 SEASON

- Had a career-best 21.1-inning scoreless streak from June 7-18.
- Was suspended for six games by MLB on August 1 (served the suspension in 2013).
- Did not pitch after August 3...Underwent Tommy John surgery performed by Dr. David Altchek on September 21.

2010 SEASON

- Made seven starts in the majors in September/October after spending most of the year at Columbus (AAA)...Threw 6.0-or-more innings in all of his major league outings, including six quality starts in a row.

2009 SEASON

- Made his major league debut in a start on September 1 at Detroit.
- Was traded to the Cleveland organization on July 29 in a six-player deal with Philadelphia for LHP Cliff Lee...Was assigned to Lehigh Valley (AAA), who was Columbus (AAA)'s opponent at the time...Carrasco switched dugouts upon announcement of the trade.

2007 SEASON

- Was rated by *Baseball America* as the Phillies' top prospect.

2006 SEASON

- Won the Paul Owens Award as the best pitcher in the Phillies minor league system.

2004 SEASON

- Made his pro debut with the GCL Phillies (R)

BACKGROUND

- Carlos Luis Carrasco attended Liceo Federico Carmona High School.
- Formed two foundations in 2016, one in the U.S. and one in his native Venezuela...He and his family have raised nearly \$2.7 million, primarily sending medical supplies to his native Venezuela, the Dominican Republic and Puerto Rico.
- Has donated thousands of books via his book drive in Cleveland and in his offseason home of Tampa, he helps to feed and clothe immigrants from Venezuela.
- Was Cleveland's Roberto Clemente Award nominee from 2015-19, ultimately winning the award in 2019...Also collected thousands of books through the United Way Stuff The Bus initiative, as well as collecting food items for the Step Up To The Plate Campaign.

- Visited Colombia to aid, feed and clothe native Venezuelans displaced from the recent unrest.
- Hosted a PlayBall event for children attending Tinker K-8, a school located inside the MacDill Airforce Base in Tampa, Florida...kids received PlayBall t-shirts and enjoyed five different skill stations, including hitting against Carrasco.
- Launched his new player program, Cookie Corps, in 2020...Engaged with members of the Marine Corps over Zoom bi-weekly.
- Donated \$3,500 to Ohio Guidestone's Stepstone Academy to cover the cost of PPE and cleaning supplies for the entire 2020-21 school year.
- Met with Cleveland Clinic Children's patients virtually on September 8 as part of Childhood Cancer Awareness month.

CAREER TRANSACTIONS

- Signed by the Philadelphia Phillies as a non-drafted free agent on November 25, 2003.
- Acquired by Cleveland from Philadelphia with RHP Jason Knapp, INF Jason Donald and C Lou Marson in exchange for LHP Cliff Lee and OF Ben Francisco on July 29, 2009.
- On the 15-Day Disabled List, April 25-May 10, 2011, with a tight right elbow.
- On the 15-Day Disabled List, August 8, 2011, with a right elbow inflammation...Transferred to the 60-Day Disabled List on September 6...Missed the rest of the season.
- On the 60-Day Disabled List, March 15, 2012, to recover from Tommy John surgery...Missed the entire 2012 season.
- On the 15-Day Disabled List, August 26-September 8, 2015, with right shoulder inflammation.
- On the 15-Day Disabled List, April 25-June 2, 2016, with a strained left hamstring.
- On the 60-Day Disabled List, September 30, 2016, with a fractured right hand...Missed the rest of the season.
- On the 10-Day Disabled List, June 17-30, 2018, with a right elbow contusion.
- On the 10-Day Injured List, June 5, 2019, with a non-baseball medical condition...Transferred to the 60-Day Injured List on July 31...Activated September 1.
- Acquired from Cleveland with INF Francisco Lindor in exchange for INF Amed Rosario, INF Andrés Giménez, RHP Josh Wolf and OF Isaiah Greene on January 7, 2021.

CAREER STATISTICS

YEAR	TEAM	W-L	ERA	G	GS	CG	SHO	SV	IP	H	R	ER	HR	HB	BB	SO	WP	BK
2004	GCL Phillies (R)	5-4	3.56	11	8	0	0	0	48.0	53	23	19	2	3	15	34	2	0
2005	Lakewood (A)	1-7	7.04	13	13	1	0	0	62.2	78	50	49	11	9	28	46	1	1
	Batavia (A)	0-3	13.50	4	4	0	0	0	15.1	29	25	23	8	2	5	12	3	1
	GCL Phillies (R)	0-0	1.80	2	2	0	0	0	5.0	3	1	1	0	2	1	2	0	1
2006	Lakewood (A)	12-6	2.26	26	26	2	0	0	159.1	103	50	40	6	9	65	159	12	2
2007	Clearwater (A)	6-2	2.84	12	12	1	1	0	69.2	49	22	22	8	6	22	53	2	0
	Reading (AA)	6-4	4.86	14	13	1	1	0	70.1	65	42	38	9	5	46	49	0	2
2008	Reading (AA)	7-7	4.32	20	19	1	0	0	114.2	109	58	55	13	6	45	109	8	1
	Lehigh Valley (AAA)	2-2	1.72	6	6	0	0	0	36.2	37	15	7	1	1	13	46	2	1
2009	Lehigh Valley (AAA)	6-9	5.18	20	20	0	0	0	114.2	118	73	66	14	7	38	112	3	0
	Columbus (AAA)	5-1	3.19	6	6	0	0	0	42.1	31	18	15	3	0	7	36	2	0
	CLEVELAND (AL)	0-4	8.87	5	5	0	0	0	22.1	40	23	22	6	0	11	11	0	1
2010	Columbus (AAA)	10-6	3.65	25	25	0	0	0	150.1	139	69	61	16	7	46	133	1	0
	CLEVELAND (AL)	2-2	3.83	7	7	1	0	0	44.2	47	20	19	6	1	14	38	1	0
2011	CLEVELAND (AL)	8-9	4.62	21	21	1	0	0	124.2	130	68	64	15	4	40	85	3	0
	Akron (AA)#	0-0	9.82	1	1	0	0	0	3.2	4	4	4	1	1	3	3	1	0
2012									Did Not Pitch - Injured									
2013	CLEVELAND (AL)	1-4	6.75	15	7	0	0	0	46.2	64	36	35	4	1	18	30	2	0
	Columbus (AAA)	3-1	3.14	16	14	0	0	1	71.2	59	31	25	6	6	21	79	1	0
2014	CLEVELAND (AL)	8-7	2.55	40	14	1	1	1	134.0	103	40	38	7	3	29	140	4	0
2015	CLEVELAND (AL)	14-12	3.63	30	30	3	1	0	183.2	154	75	74	18	5	43	216	5	0
2016	CLEVELAND (AL)	11-8	3.32	25	25	1	1	0	146.1	134	64	54	21	3	34	150	4	1
	Akron (AA)#	0-0	2.25	1	1	0	0	0	4.0	7	2	1	1	0	1	6	1	0
2017	CLEVELAND (AL)	18-6	3.29	32	32	1	0	0	200.0	173	73	73	21	10	46	226	10	0
2018	CLEVELAND (AL)	17-10	3.38	32	30	2	0	0	192.0	173	78	72	21	6	43	231	9	0
	Akron (AA)#	0-0	0.00	1	1	0	0	0	4.0	1	0	0	0	1	1	4	0	0
2019	CLEVELAND (AL)	6-7	5.29	23	12	1	1	1	80.0	92	48	47	18	2	16	96	2	0
	Akron (AA)#	0-0	0.00	2	0	0	0	0	2.2	0	0	0	0	0	1	5	0	0
	Columbus (AAA)#	0-0	3.86	2	0	0	0	0	2.1	2	1	1	0	0	1	3	0	0
2020	CLEVELAND (AL)	3-4	2.91	12	12	0	0	0	68.0	55	22	22	8	2	27	82	6	0
Minor League Totals		63-52	3.93	182	171	6	2	1	977.1	887	484	427	99	65	359	891	39	9
Major League Totals		88-73	3.77	242	195	11	4	2	1242.1	1165	547	520	145	37	321	1305	46	2

#- rehabilitation assignment

CAREER PLAYOFF STATISTICS

YEAR	RND	TEAM/OPP	W-L	ERA	G	GS	CG	SHO	SV	IP	H	R	ER	HR	HB	BB	SO	WP	BK
2017	ALDS	CLE vs. NYY	0-0	0.00	1	1	0	0	0	5.2	3	0	0	0	1	3	7	0	0
2018	ALDS	CLE vs. HOU	0-1	3.38	1	1	0	0	0	5.1	6	2	2	0	0	1	3	0	0
2020	ALWC	CLE vs. NYY	0-0	12.00	1	1	0	0	0	3.0	2	4	4	1	0	3	6	0	0
Postseason Totals			0-1	3.86	3	3	0	0	0	14.0	11	6	6	1	1	7	16	0	0
LDS Totals			0-1	1.64	2	2	0	0	0	11.0	9	2	2	0	1	4	10	0	0

MAJOR LEAGUE HITTING TOTALS

YEAR	TEAM	AVG.	G	AB	R	H	2B	3B	HR	RBI	SH	SF	HBP	BB	SO	SB	CS	SLG	OBP	E
2019	CLEVELAND (AL)	---	1	0	0	0	0	0	0	0	0	0	0	0	0	0	0	---	---	1
TOTAL		.125	10	16	1	2	0	0	0	1	4	0	0	1	8	0	0	.125	.176	6

Most Hits, Game — 1, 2x, last, May 9, 2018 at Milwaukee

Most RBI, Game — 1, May 9, 2018 at Milwaukee

CAREER FIELDING

POS	G	PO	A	E	PCT	TC	DP
P	242	54	131	6	.969	191	10



MIGUEL CASTRO

50 RHP

@castromiguel46

HT **6-7** WT **207** BT **R** TH **R**

OPENING DAY AGE: 26
BIRTHDATE: DECEMBER 24, 1994
BIRTHPLACE: LA ROMANA, DR
RESIDES: LA ROMANA, DR
MLB SERVICE TIME: 4 YEARS, 79 DAYS
SIGNED BY: ISMAEL CRUZ, JOSE ROSARIO & JEAN ALVAREZ (TORONTO)
HOW OBTAINED: ACQUIRED FROM BALTIMORE IN EXCHANGE FOR LHP KEVIN SMITH AND INF VICTOR GONZÁLEZ ON AUGUST 31, 2020
CONTRACT STATUS: ARBITRATION ELIGIBLE AFTER 2021. FREE AGENT ATER 2022

MEET THE MET

- Lives in La Romana, Dominican Republic with his parents...His father, Miguel Sr., is a former heavyweight boxer and butcher.
- Regularly donates his time to help underserved children in his hometown.
- Began playing baseball with a local Little League at the age of four, playing center field...At the age of 14, he began to play baseball full-time at a private training academy.
- Is a sneakerhead...Has a collection of Jordan 1's.

2020 SEASON

- Began the season with Baltimore before being dealt to the Mets at the trade deadline.
- Tied a career high with four strikeouts in 2.0 innings on August 5 vs. Miami.
- Struck out at least one batter in 23 of his 26 appearances... Recorded a 13.86 K/9, 14th-best among all qualifying relievers... Was tied for ninth among major league relievers with 38 strikeouts.
- Surrendered four homers and 13 walks in 24.2 innings.
- Faced his former club in his first appearance with the Mets...Threw a scoreless inning at Camden Yards.
- Struck out the side on September 16 at Philadelphia to earn his first win with the Mets.

2019 SEASON

- Made a career-high 65 appearances with Baltimore...tossing 73.1 innings which ranked 10th among AL relievers.
- Posted a 0.89 ERA (two earned runs/20.1 innings) on three days or more days of rest.

2018 SEASON

- Appeared in 63 games, tossing a career-high 86.1 innings.

2017 SEASON

- Traded from Colorado to Baltimore on April 7...Spent most of the season with the major league club around three stints with Double-A Bowie...Began the season with Bowie and made one appearance for the Baysox before being recalled by the Orioles on May 17...Made his Orioles debut that same day and tossed 1.0 scoreless inning in relief.
- Earned his first career win on June 20 vs. Cleveland after tossing 0.2 hitless innings in relief...Made his first Major League start in his final appearance of the season on September 30 at Tampa Bay...Took the loss after allowing three runs on six hits in 3.1 innings.
- Posted a career-best 16.1 scoreless inning streak from August 18-September 4.

CAREER BESTS

WIN STREAK
2 games

7/20/17-8/23/17

LOSS STREAK
6 games

6/25/18-4/6/19

STRIKEOUTS, GAME
4 strikeouts

4x, last, 8/5/20, Baltimore vs. Miami

LONGEST OUTING, RELIEVER
6.0 innings

8/3/17, Baltimore vs. Detroit

MOST WALKS, GAME
3 walks

8x, last, 8/10/18, Baltimore vs. Boston

SCORELESS STREAK
16.1 innings
8/18/17-9/4/17

2016 SEASON

- Made his second Opening Day roster, first with the Rockies, and recorded a 6.14 ERA (10 earned runs/14.2 innings) over three stints (19 appearances) on the Major League roster.
- Made six appearances in the month of April, allowing one run over 6.0 innings before being placed on the 15-day Disabled List on April 22.

2015 SEASON

- Began the season on Toronto's Opening Day roster...Made his major league debut April 6 vs. the Yankees, pitching 1.1 perfect innings.
- At 20 years, 103 days, was the third-youngest player to debut in the majors...Recorded four saves in six opportunities for the Jays, including his first career save April 9 vs. New York-AL.
- Recalled from Albuquerque (AAA) on September 1 and made his Rockies debut that afternoon vs. Arizona...Lost in the first game of the doubleheader after allowing four earned runs three hits over 1.1 innings pitched.

2014 SEASON

- Pitched in three levels of the Blue Jays organization, going a combined 8-3 with a 2.68 ERA (24 earned runs/80.2 innings) in 16 appearances (15 starts).
- Named a Northwest League Mid-Season All-Star...Named the Northwest League Pitcher of the Week (June 30-July 6) after going 2-0 with a 0.90 ERA and 13 strikeouts in 10.1 innings.

2013 SEASON

- Received the R. Howard Webster Award (Team MVP) for the DSL Blue Jays after going 5-2 with a 1.36 ERA (8 earned runs/53.0 innings) in 11 appearances (10 starts)...Promoted to the Gulf Coast League Blue Jays on August 12.

2012 SEASON

- Signed by the Toronto Blue Jays on January 5 as an International free agent and went on to make eight appearances (three starts) with the Blue Jays' Dominican Summer League club.

BACKGROUND

- Miguel Angel Castro signed with Toronto as an 17-year-old out of the Dominican Republic.

CAREER TRANSACTIONS

- Signed by the Toronto Blue Jays as a non-drafted free agent on January 5, 2012.
- Acquired by the Colorado Rockies along with RHP Jeff Hoffman, INF José Reyes and RHP Jesús Tinoco in exchange for RHP LaTroy Hawkins and INF Troy Tulowitzki on July 28, 2015.
- On the 15-Day Disabled List, April 18-May 18, 2016, with right shoulder inflammation.
- Acquired by the Baltimore Orioles on April 7, 2017 in exchange for RHP Jon Keller.
- Acquired by the New York Mets on August 31, 2020 in exchange for LHP Kevin Smith and INF Victor González.

CAREER STATISTICS

YEAR	TEAM	W-L	ERA	G	GS	CG	SHO	SV	IP	H	R	ER	HR	HB	BB	SO	WP	BK
2012	DSL Blue Jays (R)	3-2	4.87	8	3	0	0	0	20.1	16	13	11	1	3	11	20	2	2
2013	DSL Blue Jays (R)	5-2	1.36	11	10	0	0	0	53.0	40	14	8	0	5	12	71	2	1
	GCL Blue Jays (R)	1-0	2.40	3	2	0	0	1	15.0	11	4	4	0	0	2	14	1	0
	Bluefield (A)	0-0	0.00	1	0	0	0	0	2.0	1	2	0	0	0	0	3	0	0
2014	Vancouver (A)	6-2	2.15	10	10	0	0	0	50.1	36	13	12	2	1	20	53	2	2
	Lansing (A)	1-1	3.74	4	4	0	0	0	21.2	10	9	9	2	1	7	20	3	0
	Dunedin (A)	1-0	3.12	2	1	0	0	0	8.2	4	3	3	2	0	3	5	0	0
2015	Buffalo (AAA)	1-3	4.58	13	5	0	0	0	19.2	26	15	10	4	2	12	21	2	0
	Dunedin (A)	0-0	0.00	3	0	0	0	0	5.0	0	0	0	0	0	1	7	0	0
	TORONTO (AL)	0-2	4.38	13	0	0	0	4	12.1	15	7	6	2	0	6	12	2	1
	Albuquerque (AAA)	2-0	1.32	11	0	0	0	0	13.2	6	3	2	0	1	7	10	4	0
	COLORADO (NL)	0-1	10.13	5	0	0	0	0	5.1	6	6	6	2	0	4	6	0	0
2016	COLORADO (NL)	0-0	6.14	19	0	0	0	0	14.2	18	10	10	3	1	5	12	0	0
2017	BALTIMORE (AL)	3-3	3.53	39	1	0	0	0	66.1	53	29	26	8	2	28	38	2	0
2018	BALTIMORE (AL)	2-7	3.96	63	1	0	0	0	86.1	75	41	38	9	5	50	57	9	3
2019	BALTIMORE (AL)	1-3	4.66	65	0	0	0	2	73.1	63	42	38	10	0	41	71	11	2
2020	BALTIMORE (AL)	1-0	4.02	16	0	0	0	1	15.2	17	7	7	3	1	5	24	0	0
	METS	1-2	4.00	10	0	0	0	0	9.0	11	5	4	1	0	8	14	0	0
Minor League Totals		25-13	3.21	88	35	0	0	1	249.1	194	107	89	17	14	88	250	20	6
Major League Totals		8-18	4.29	230	2	0	0	7	283.0	258	147	135	38	9	147	234	24	6

CAREER FIELDING

POS	G	PO	A	E	PCT	TC	DP
P	230	16	34	4	.926	54	3



MICHAEL

CONFORTO

30 OF

@mconforto8

HT 5-11 WT 212 BT L TH R

OPENING DAY AGE: 28
BIRTHDATE: MARCH 1, 1993
BIRTHPLACE: SEATTLE, WA
RESIDES: SCOTTSDALE, AZ
MAJOR LEAGUE SERVICE TIME: 5 YEARS, 43 DAYS
SIGNED BY: JIM REEVES
HOW OBTAINED: METS FIRST ROUND PICK (10TH OVERALL) IN THE 2014 FIRST-YEAR PLAYER DRAFT
CONTRACT STATUS: FREE AGENT AFTER 2021

☆ ALL-STAR: 2017 TOPPS ROOKIE ALL-STAR: 2015 STERLING ORGANIZATIONAL PLAYER OF THE YEAR: 2015

MEET THE MET

- Is one of three players to play in the Little League World Series, the College World Series and the World Series... Comes from an athletic family... Swung both right- and left-handed as a kid... Has two dogs, Griffey and Kali... Got engaged to his long-time girlfriend, Cabernet... Plays PUBG (PlayerUnknown's Battlegrounds) on Xbox to unwind and forget about baseball...

CAREER HIGHLIGHTS

- In 2019, became the fifth player in franchise history with at least 30 homers, 90 RBI and 80 walks... Enters the 2021 season tied with Ed Kranepool for 11th in Mets history with 118 homers... Played in his 300th career regular season game on May 8, 2018, becoming the first player drafted in 2014 or later to appear in 300 games... Named to the 2017 NL All-Star team.

2020 SEASON

- Ranked among NL leaders in several categories... His .322 average and .412 OBP were sixth in the NL... He tied for seventh in the league with 65 hits... Tied for sixth in the NL with seven HBP... Ranked 11th in the NL with 40 runs scored... Led Mets position players and ranked 13th in the NL with 2.0 fWAR... Had seven game-winning RBI, tied for second in the NL.

CAREER BESTS

- HITS, GAME 4 hits 4x, last, 9/2/20 at Baltimore
HOME RUNS, GAME 2 home runs 6x, last, 9/24/19 vs. Miami
MULTI-HR GAMES 6 multi-home run games 6 two-home run games
LEADOFF HR 7 leadoff home runs last, 5/7/18 at Cincinnati (Homer Bailey)
INSIDE-THE-PARK HR None
WALK-OFF HOME RUNS None
PINCH-HIT HOME RUNS None
RBI, GAME 6 RBI 9/17/18 at Philadelphia
STOLEN BASES, GAME 1 stolen base 17x, last, 8/26/20 vs. Miami
HITTING STREAK 12 games 8/3/20-8/15/20
GRAND SLAMS 1 grand slam 5/28/19 at Los Angeles-NL (Scott Alexander)

- Led the National League with six outfield assists and did not commit a single error in 438.1 innings in right field.
- Batted .326 (31-95) in August and .329 (26-79) in September...Was one of seven major leaguers to hit .325 or better in both full months of the season.
- Became the fourth player in Mets history to qualify for the batting title and hit .300/.400/.500 or better.
- Played in each of the Mets' first 53 games before hamstring tightness sidelined him for six of the club's final seven games of the season.
- Ranked fifth in the majors with a .344 average (44-128) vs. RHPs...Had a .960 OPS against righties.
- Owned a career-best .870 OPS against LHP...Had four homers in 74 AB vs. LHP (had six homers in 174 AB vs. southpaws in 2019).
- Had a career-best 12-game hitting streak from August 3-15 and a career-best 23-game on-base streak from the end of 2019-August 15.
- After the All-Star break, ranked fourth in the majors with 52 RBI, was tied for seventh in the majors with 17 home runs and tied for ninth with 33 extra-base hits.
- Was second in the majors with 29 RBI and tied for fourth with nine homers in September.
- Was one of five left-handed hitters with double-digit homers against lefty pitchers.
- Had 10 games with at least three RBI, tied for sixth-most in the NL and tied for 10th-most in the majors...Like Davis (11 in 2012) was the last Met with more.
- Drove in 19 runs in 17 games vs. the Phillies, the most by any player in 2018, including a career-high six RBI on September 17 at Philadelphia... Only Mike Piazza (22 RBI in 2002) and Darryl Strawberry (20 RBI in 1987) have had more RBI against Philadelphia in a season in Mets history.
- Homered in his third at-bat of the season in his return from the Disabled List on April 5 at Washington...Was recovering from surgery, performed on September 6, 2017, to repair a tear in the posterior capsule in his left shoulder.
- Homered in three-straight games for the first time in his career, September 8-11.

2019 SEASON

- Set career highs in hits (141), homers (33), RBI (92), runs (90), doubles (29) and steals (seven)...Tied career high with 84 walks.
- Batted .244 (70-287) with 16 homers and an .830 OPS before the break in 81 games...In 70 second-half games, hit .271 (71-262) with 17 homers and an .885 OPS.
- Ranked ninth in the NL with 84 walks...Was 10th among NL outfielders with a wRC+ of 126... Ranked ninth in that group with a 3.7 WAR.
- Homered in consecutive games six times... Homered in three-straight games, April 6-9 and July 27-30.
- Hit seven homers in an 11-game stretch from July 27-August 7.
- Became the fourth Met with three-straight 27-homer seasons (also, Darryl Strawberry, Mike Piazza and Carlos Beltrán).
- Collided with Robinson Canó in the outfield on May 16 at Washington and left the game...Was placed on the 7-Day IL the following day with a concussion.

2018 SEASON

- After being activated from the Disabled List on April 5, played in a career-high 153 of the Mets' 157 remaining games.
- Reached base safely in his first 20 games of the season, the longest on-base streak of his career... The 20-game on-base streak to begin a season was the ninth-longest in Mets history.
- Made his second Opening Day roster...Did not play after dislocating his left shoulder on August 25...Had surgery to repair the tear in the posterior capsule in his left shoulder on September 6.
- Named to his first All-Star team...Was the 12th Mets outfielder named to an All-Star team in team history...Went 1-2 in the game with a single.
- At the time of his season-ending injury, Conforto ranked among NL league leaders in OPS (.939, 12th), OBP (.384, 13th) and slugging percentage (.555, 12th).
- Had four multi-homer games (all from the leadoff spot) with his last multi-homer game coming July 28 at Seattle...Was the first Met in team history to record four multi-homer games from the leadoff spot in a single season.
- His six leadoff homers were tied for most in the NL and tied for third-most in the majors...His six leadoff homers were tied for third-most for a single-season in Mets history with José Reyes (2006).
- Hit his first career leadoff homer on April 21 vs. Washington (off Tanner Roark).
- Had five straight hits go for home runs from August 5-13.

2016 SEASON

- Made his first Opening Day roster...Was with New York from Opening Day-June 25, July 18-August 12 and from September 1-end of the season.
- Had six consecutive games with a double from April 24-30, tying a franchise record by Joe Christopher from August 14-18, 1964.

2015 SEASON

- Named to the 2015 Topps Rookie All-Star team.
- Made his major league debut on July 24 vs. Los Angeles-NL...Became the 1,000th Met in franchise history when he debuted...Was 0-for-3 in his debut with an RBI.
- Had six outfield assists, tied for the most in the NL by a rookie with Washington's Michael A. Taylor, despite playing in 82 fewer games.
- Went 4-for-4 with four runs scored in his second career game on July 25 vs. Los Angeles-NL... Collected his first major league hit off Zach Lee... Became the first Met in franchise history to record a four-hit game within his first two career games.
- Hit his first ML home run on August 3 at Miami (off Tom Koehler)...It was a three-run home run that gave the Mets the lead.
- Participated in the SiriusXM Futures Game in Cincinnati...Started the game in left field and went 2-for-2 at the plate...Also threw out a runner at home plate.

POSTSEASON

- Hit two solo home runs in Game 4 of the World Series...Became the fifth rookie to hit two home runs in a World Series game and the first since Atlanta's Andruw Jones in 1996 in Game 1 at the Yankees...Was the third-youngest player to have a multi-home run game in the World Series behind Jones and the Yankees' Tony Kubek.
- Became the second Mets player to collect a multi-home run game in the World Series, joining Gary Carter (1986 World Series in Game 4)...It was also the sixth time in franchise history a Mets player has hit two home runs in a postseason game and first since Carlos Beltrán in Game 4 of the 2006 NLCS.
- Had four RBI in the World Series.
- Became the second Met in team history to hit a home run in his first postseason at-bat in Game 2 of the NLDS at Los Angeles-NL (Zack Greinke)...Edgardo Alfonzo hit a solo home run off Arizona's Randy Johnson in the 1999 NLDS (Game 1).
- Struck out but reached on a wild pitch in the sixth inning in Game 3 of the NLCS at Chicago-NL...The go-ahead run scored on the play.

BACKGROUND

- Michael Thomas Conforto graduated from Redmond (WA) High School where he was named All-State and All-League after his senior campaign...Batted .400 as a senior with five doubles, one triple, seven home runs and 19 RBI in 29 games.
- Also lettered two years in football as a quarterback and a free safety.
- Attended Oregon State University...Was named the Pac-12 Freshman of the Year during his first season on campus...Hit a team-leading .349 and led the Pac-12 with 76 RBI as a freshman... Followed it up with Pac-12 Player of the Year selections his sophomore (2013) and junior (2014) seasons...Batted .328 with 14 doubles, 11 home runs and 47 RBI his sophomore season...In his final collegiate season, he hit .345 with seven home runs and 56 RBI.
- Played for the USA Baseball Collegiate National Team during the summer of 2012.
- His selection as the 10th pick in the first round made him the highest player drafted in Oregon State history...Was Oregon State's first-ever three-time All American...Was a finalist for the Golden Spikes and Dick Howser Awards as the nation's top player for his performance during his junior season.
- Helped collect coats at the Mets Warm-Up Holiday Coat Drive at Citi Field in 2017.
- Played in the Little League World Series in 2004 with Redmond, WA...Was honored during the 2018 Little League Classic when the Mets played the Phillies in Williamsport, PA.

CAREER TRANSACTIONS

- Selected by the New York Mets in the first round (10th overall) of the 2014 First-Year Player Draft.
- On the 10-Day Disabled List, July 1 (retroactive to June 28) to July 8, 2017, with a bruised left hand.
- On the 10-Day Disabled List, August 25 through the end of the 2017 season, with a dislocation of his left shoulder and a tear in the posterior capsule in the shoulder.
- On the 10-Day Disabled List, March 29-April 5, 2018, recovering from left shoulder dislocation.
- On the 7-Day Injured List, May 17-26, 2019, with a concussion.
- On the 10-Day Injured List with left hamstring tightness, September 24, 2020...Missed the rest of the season.

CAREER STATISTICS

YEAR	TEAM	AVG	G	AB	R	H	2B	3B	HR	RBI	SH	SF	HBP	BB	SO	SB	CS	SLG	OBP	E
2014	Brooklyn (A)	.331	42	163	30	54	10	0	3	19	0	2	5	16	29	3	0	.448	.403	6
2015	St. Lucie (A)	.283	46	184	25	52	12	0	7	28	0	2	3	17	26	0	1	.462	.350	1
	Binghamton (AA)	.312	45	173	21	54	12	3	5	26	0	0	1	23	35	1	0	.503	.396	1
	METS	.270	56	174	30	47	14	0	9	26	0	2	1	17	39	0	1	.506	.335	0
2016	METS	.220	109	304	38	67	21	1	12	42	0	3	5	36	89	2	1	.414	.310	3
	Las Vegas (AAA)	.422	33	128	30	54	8	2	9	28	0	0	2	13	18	2	2	.727	.483	4
2017	METS	.279	109	373	72	104	20	1	27	68	0	2	8	57	113	2	0	.555	.384	3
	St. Lucie (A)#	.750	1	4	1	3	1	0	0	1	0	0	0	1	1	0	0	1.000	.800	1
2018	METS	.243	153	543	78	132	25	1	28	82	0	4	7	84	159	3	4	.448	.350	3
2019	METS	.257	151	549	90	141	29	1	33	92	0	5	10	84	149	7	2	.494	.363	3
2020	METS	.322	54	202	40	65	12	0	9	31	0	0	7	24	57	3	3	.515	.412	0
Minor League Totals		.333	167	652	107	217	43	5	24	102	0	4	11	70	109	6	3	.525	.404	13
Major League Totals		.259	632	2145	348	556	121	4	118	341	0	16	38	302	606	17	11	.484	.358	12

- rehabilitation assignment

CAREER PLAYOFF STATISTICS

YEAR	RND	TEAM/OPP	AVG	G	AB	R	H	2B	3B	HR	RBI	SH	SF	HBP	BB	SO	SB	CS	SLG	OBP	E
2015	NLDS	NYM vs. LAD	.143	4	7	1	1	0	0	1	2	0	1	0	0	1	0	0	.571	.125	0
	NLCS	NYM vs. CHC	.000	3	8	0	0	0	0	0	0	0	0	1	1	4	0	0	.000	.200	0
	WS	NYM vs. KC	.333	5	15	2	5	0	0	2	4	0	1	0	0	3	0	0	.733	.313	0
2016	NLWC	NYM vs. SF	Did Not Play																		
Postseason Totals			.200	12	30	3	6	0	0	3	6	0	2	1	1	8	0	0	.500	.235	0

ALL-STAR GAME

YEAR	LEAGUE/SITE	AVG	G	AB	R	H	2B	3B	HR	RBI	SH	SF	HBP	BB	SO	SB	CS	SLG	OBP	E
2017	NL/Miami	.500	1	2	0	1	0	0	0	0	0	0	0	0	1	0	0	.500	.500	0

CAREER FIELDING

POS	G	PO	A	E	PCT	TC	DP
OF	622	1076	34	12	.989	1122	5





NON-ROSTER INVITEE

PETE

CROW-ARMSTRONG

91 OF

 @petecrowarm

 @petecrowarmstrong

HT	6-0	WT	184	BT	L	TH	L
----	-----	----	-----	----	---	----	---

OPENING DAY AGE: 19

BIRTHDATE: MARCH 25, 2002

BIRTHPLACE: SHERMAN OAKS, CA

RESIDES: SHERMAN OAKS, CA

MLB SERVICE TIME: 0 YEARS, 0 DAYS

SIGNED BY: RUSTY McNAMARA

HOW OBTAINED: METS FIRST-ROUND PICK (19TH OVERALL)
IN THE 2020 FIRST-YEAR PLAYER DRAFT

CONTRACT STATUS: SIGNED THROUGH 2021

MEET THE MET

- Both of his parents are actors...His mother, Ashley Crow, played Billy Haywood's mom in "Little Big League" and his father, Matthew John Armstrong, has appeared in numerous TV series...Both his mother and father had a role in the NBC drama "Heroes," which ran for four seasons.
- Despite his parents' shared profession, Crow-Armstrong says he never really wanted to get in front of the camera himself...He says his parents never pushed him towards that career path.
- His favorite movie is the Shawshank Redemption.
- Has never been to New York City...Has only been to upstate New York.
- Took batting practice in Los Angeles with Dominic Smith, a fellow Mets first-round draft pick, during the 2020-2021 offseason...Smith afterwards tweeted, "This kid is gonna be a stud."
- Is the fourth first-round pick from Harvard-Westlake High School in Los Angeles...The other three are RHP Jack Flaherty (2014), LHP Max Fried (2012) and RHP Lucas Giolito (2012).
- Played against Mets 2019 draft pick Matt Allan in high school.
- Used a portion of his signing bonus to get a few tattoos.

2020 SEASON

- Did not play after being taken in the first round of First-Year Player Draft in June due to the cancellation of the minor league season.

BACKGROUND

- Pete Crow-Armstrong graduated from Harvard-Westlake (CA) High School.
- Was committed to Vanderbilt before signing with the Mets.
- Played for Team USA beginning at the age of 12... Got to play in Mexico, Panama, Colombia and South Korea with the national team.

CAREER TRANSACTIONS

- Selected by the New York Mets in the first round of the 2020 First-Year Player Draft.



J.D.

DAVIS

28 INF/OF

@JDDavis26

@jddavis26

HT 6-1 WT 213 BT R TH R

OPENING DAY AGE: 27

BIRTHDAY: APRIL 27, 1993

BIRTHPLACE: ELK GROVE, CA

RESIDES: ELK GROVE, CA

MLB SERVICE TIME: 2 YEARS, 137 DAYS

SIGNED BY: BRAD BUZINSKI (HOUSTON)

HOW OBTAINED: ACQUIRED FROM HOUSTON ALONG WITH INF CODY BOHANEK IN EXCHANGE FOR OF ROSS ADOLPH, C SCOTT MANEA AND INF LUIS SANTANA ON JANUARY 6, 2019

CONTRACT STATUS: ELIGIBLE FREE AGENT AFTER 2024

MEET THE MET

- His full name is Jonathan Gregory Davis...Has gone by J.D. since he was in elementary school...The "D" in J.D. stands for Davis...When he was in school, he listed J.D. as his full name on tests until his teacher asked him to write Davis as well to keep track while grading papers...Says he does not go by J.G. because "it doesn't flow quite as well."
- In his off time, he enjoys playing video games, visiting zoos, museums and aquariums...His game of choice is Call of Duty.
- Is part of the Mets' "Cookie Club," a group of teammates that enjoys Insomnia Cookies in road cities...Davis' favorite flavor is peanut butter cup...The players in the club often discuss the next day's starting pitcher, among other things.
- His pre-game ritual includes eating a grilled cheese sandwich before every game...He does not see himself as superstitious.

CAREER HIGHLIGHTS

- In 2019, was 10th in the NL with a 136 wRC+ (weighted runs created plus) and was 17th in the NL with a .373 wOBA (weighted on-base average)...Min. 450 PA.
- His .665 slugging percentage at home and 1.078 OPS at home in 2019 were both the highest in franchise history...His .354 home batting average was fourth (min. 200 PA).
- Enjoyed his first-career multi-homer game and first career three-hit effort on April 6 vs. Washington...Belted a pair of solo homers off Patrick Corbin and reached in all four of his plate appearances.

2020 SEASON

- Made his third career Opening Day roster.
- His .371 OBP ranked 13th in the NL...Tied for 11th in the NL with 31 walks...Was tied for sixth in the NL with seven HBP.
- Reached base in 15-straight games from July 26-August 11...Ended that streak hitting .327/.424/.509 on the season...In his remaining 39 games, hit .215/.350/.341.
- Drove in 11 runs in his first 14 games...Had just eight more RBI the rest of the season (42 games).
- Hit .209 (19-91) at home after batting .354 (73-206) with 16 homers at Citi Field in 2019...Batted .167 (7-42) with RISP...Hit .257 (27-105) with 31 RBI with RISP in 2019.
- Drew a career-high four walks on September 18 vs. Atlanta.
- Hit a game-tying homer in the ninth inning off Aroldis Chapman on September 3...Snapped an 11-game streak without a home run or RBI.

CAREER BESTS

HITS, GAME

4 hits

6/15/19 vs. St Louis

HOME RUNS, GAME

2 home runs

4/6/19 vs. Washington

MULTI-HR GAMES

1 multi-home run game

1 two-home run game

LEADOFF HR

None

INSIDE-THE-PARK HR

None

WALK-OFF HOME RUNS

None

PINCH-HIT HOME RUNS

2 pinch-hit home runs

last, 5/21/19 vs. Washington (Wander Suero)

RBI, GAME

4 RBI

8/8/20 vs. Miami

STOLEN BASES, GAME

1 stolen base

4x, last, 8/23/19 vs. Atlanta

HITTING STREAK

13 games

7/26/20 - 8/9/20

GRAND SLAMS

None

DAVIS, J.D.

- Collected a career-high four RBI on August 8 vs. Miami.
- Hit a game-tying two-run shot and had three RBI on July 31 at Atlanta.
- Made 14 starts at third base, eight starts at first base and three starts in left field...Made one appearance his third-career appearance as a pitcher.

2019 SEASON

- Made his second career Opening Day roster... Started 74 games in left field and 55 at third base.
- Ranked second in the majors with a .354 batting average at home, third in slugging at home (.665), fourth in home OPS (1.078) and seventh in OBP at home (.413).
- Was 10th in the NL with a 136 wRC+ (weighted runs created plus) and was 17th in the NL with a .373 wOBA (weighted on-base average)...Min. 450 PA.
- Hit .339 (65-192) over his final 59 games dating to July 20 with a 1.007 OPS...Ranked sixth in the majors in batting average and 10th in OPS...Was sixth in the NL with a .609 slugging percentage and eighth in the NL with a .397 OBP during that span (min. 200 PA).
- Slashed .335/.395/.584 with 13 homers and 32 RBI in 64 games after the All-Star break...His batting average and slugging percentage led the team.
- Finished tied for 12th in the NL with a .312 (44-141) batting average vs. left-handers (min. 125 PA).
- Batted .323 (61-189) with 10 home runs vs. the NL East.
- Had a season-high 10-game hitting streak from August 5-16 (.429/.447/.771, 15-35).
- Eleven of his 22 homers either tied the game or gave the Mets a lead.
- Hit .300 or better in April (.321), June (.328), July (.373) and September (.357).
- Batted .423 (22-52) with four homers in the first inning, the highest mark in the majors (min. 50 PA)... Hit .417 (5-12) in extra innings.
- Hit .345 (48-139) in day games, ranking fifth in the NL and 10th in the majors with five homers and 20 RBI (min. 90 at-bats).
- Recorded his first hit and RBI as a Met on March 30 at Washington, a two-run single that plated the winning run.
- Had a career-high four hits and tied a career-best with three runs scored on June 15 vs. St. Louis.
- Hit a walk-off RBI single on August 21 vs. Cleveland, his first career walk-off RBI and hit, in a 4-3 triumph.
- Tossed 1.0 inning of relief on July 22 at the Angels...Allowed a solo homer and struck out one batter...Started the game at third base and recorded an RBI...Became the fourth player in AL history to record an RBI, play third base and pitch in the same game, and the first since Detroit's Shane Halter on October 1, 2000 vs. Minnesota.
- Won the Pacific Coast League batting title after posting a .342 batting average (114-333) in 85 games with Fresno (AAA)...Hit 25 doubles, two triples and 17 homers with 81 RBI and a .988 OPS (.406 OBP/.583 SLG).
- Was named to the Pacific Coast League Mid-season All-Star Team...Tabbed the PCL Player of the Week for the week of August 13-19.

2017 SEASON

- Was named the Double-A Corpus Christi Player of the Year.
- Was promoted to Fresno (AAA) on July 19...Was selected to the major league roster on August 5.
- Went 1-4 in his MLB debut on August 5 vs. Toronto in a start at third base...Recorded his first career RBI on August 12 at Texas.
- Hit his first MLB homer on August 24 vs. Washington, a solo shot off Sammy Solis.
- Made two appearances as a pitcher, tossing 1.2 scoreless innings with three strikeouts.
- Went 2-4 with a double in a start at third base on August 29 vs. Texas and also pitched a perfect eighth inning...Struck out Shin-Soo Choo.
- Was named a Texas League mid-season and post-season All-Star.
- Led the Texas League in slugging percentage and ranked third in OPS...At the time of his promotion to Triple-A, was leading the Texas League in homers...Finished second in the league in homers...Finished second in the league in homers, despite playing his last Double-A game on July 18.

2016 SEASON

- Won Texas League Player of the Week four times...Was named to the Texas League Mid-season All-Star team...Earned *MiLB.com* Texas League Player of the Month honors for May...Was named an *MiLB.com* Organizational All-Star.

2018 SEASON

- Played in 42 games with the Astros across four stints in the majors...Made the Opening Day roster for the first time in his career.

2015 SEASON

- Ranked third among all Astros prospects in home runs and RBI and ranked sixth all of minor league baseball in RBI.
- Was twice named the California League Player of the Week for the weeks ending on August 10 and August 31.

2014 SEASON

- Split his season between Tri-City (A) (30 games) and Quad Cities (A) (43 games), combining to hit .293 (78-266) with 16 doubles, 13 home runs and 52 RBI en route to being named a *MiLB.com* Organizational All-Star.
- Was named the New York-Penn League Player of the Week for June 30-July 6...Had two doubles, two home runs and 11 RBI in six games that week... Was promoted to Quad Cities (A) on July 15 and finished his season with the River Bandits.

BACKGROUND

- Jonathan Gregory Davis was a four-year letter winner at Elk Grove (CA) High School.
- Was a two-time high school All-American and was named the NorCal Player of the Year in both his junior and senior years.

- Was drafted in the fifth round of the 2011 MLB Draft by the Tampa Bay Rays, but did not sign.
- Attended Cal State Fullerton where he was named to the All-Big West First Team in his sophomore and junior years...In his junior year, led the Titans in batting average (.338), OBP (.419) and slugging (.523)...Was a closer in college... Posted seven saves in 14 relief appearances, putting up a 2.66 ERA.
- Was honored as a recipient of the Thurman Munson Award on February 4, 2020 for contributions on and off the field in New York... Taught fire safety to children in conjunction with the FDNY in 2019.
- Was an elf at the Mets Holiday Party for Kids in December 2019.

CAREER TRANSACTIONS

- Selected by the Houston Astros in the third round of the 2014 First-Year Player Draft.
- Acquired by the New York Mets from the Houston Astros along with INF Cody Bohanek in exchange for OF Ross Adolph, C Scott Manea and INF Luis Santana on January 6, 2019.

CAREER STATISTICS

YEAR	TEAM	AVG	G	AB	R	H	2B	3B	HR	RBI	SH	SF	HBP	BB	SO	SB	CS	SLG	OBP	E
2014	Tri-City (A)	.279	30	111	18	31	7	1	5	20	0	1	4	15	25	1	0	.495	.382	11
	Quad Cities (A)	.303	43	155	20	47	9	0	8	32	0	1	2	13	41	4	0	.516	.363	4
2015	Lancaster (A)	.289	120	485	93	140	28	3	26	101	0	3	10	54	157	5	2	.520	.370	19
2016	Corpus Christi (AA)	.268	126	485	61	130	34	1	23	81	0	4	5	45	143	1	3	.485	.334	15
2017	Corpus Christi (AA)	.279	87	351	49	98	18	0	21	60	0	3	3	31	90	5	2	.510	.340	13
	Fresno (AAA)	.295	16	61	10	18	5	0	5	18	0	3	0	9	18	0	0	.623	.370	2
2018	HOUSTON (AL)	.226	24	62	8	14	4	0	4	7	0	1	1	4	20	1	1	.484	.279	0
	HOUSTON (AL)	.175	42	103	9	18	2	0	1	5	0	0	0	10	29	0	0	.223	.248	3
2019	Fresno (AAA)	.342	85	333	56	114	25	2	17	81	0	5	3	36	69	3	0	.583	.406	4
	METS	.307	140	410	65	126	22	1	22	57	0	2	3	38	97	3	0	.527	.369	7
2020	METS	.247	56	190	26	47	9	0	6	19	0	1	7	31	56	0	0	.389	.371	4
Minor League Totals		.292	507	1981	307	578	126	7	105	393	0	20	27	203	543	19	7	.521	.362	68
Major League Totals		.268	262	765	108	205	37	1	33	88	0	4	11	83	202	4	1	.448	.346	14

CAREER PITCHING

YEAR	TEAM	W-L	ERA	G	GS	CG	SHO	SV	IP	H	R	ER	HR	HB	BB	SO	WP	BK
2017	HOUSTON (AL)	0-0	0.00	2	0	0	0	0	1.2	1	0	0	0	0	1	3	0	0
2018	HOUSTON (AL)	0-0	9.00	1	0	0	0	0	1.0	1	1	1	1	0	0	1	0	0
Major League Totals		0-0	3.38	3	0	0	0	0	2.2	2	1	1	1	0	1	4	0	0

CAREER FIELDING

POS	G	PO	A	E	PCT	TC	DP
1B	15	73	8	0	1.000	81	3
3B	110	41	181	11	.953	233	18
OF	92	105	6	3	.974	114	1
P	3	0	0	0	---	0	0



NON-ROSTER INVITEE

OSCAR

DE LA CRUZ

71 RHP

HT 6-5 WT 254 BT R TH R

OPENING DAY AGE: 26
 BIRTHDATE: MARCH 4, 1995
 BIRTHPLACE: LA ROMANA, DR
 RESIDES: LA ROMANA, DR
 MLB SERVICE TIME: 0 YEAR, 0 DAYS
 SIGNED BY: JOSE SERRA & MARINO ENCARNACION (CHICAGO-NL)
 HOW OBTAINED: SIGNED AS A MINOR LEAGUE FREE AGENT
 ON NOVEMBER 4, 2020
 CONTRACT STATUS: SIGNED THROUGH 2021

2020 SEASON

- Did not pitch due to the cancellation of the minor league season.
- Made one appearance in the Dominican Winter League for Estrellas de Oriente...Allowed a home run in 0.1 inning with one strikeout.

2019 SEASON

- Began the season as a starter before pitching exclusively in relief beginning June 21...Had a 3.86 ERA (16 earned runs/37.1 innings) as a reliever.

2018 SEASON

- Made his first appearance at the Double-A level, going 6-7 with a 5.24 ERA (45 earned runs/77.1 innings) in 16 games, with one complete game.

2016 SEASON

- Tossed a 7.0-inning complete game shutout on May 14 vs. Lynchburg (A)...Allowed five hits and walked none.
- Named Midwest League Pitcher of the Week for August 8-14 after tossing 5.0 scoreless innings.

2015 SEASON

- Went 6-3 with a 2.84 ERA (23 earned runs/73.0 innings) in 13 starts with Single-A Eugene (A).

- Earned mid-season and post-season All-Star honors as he tied or set team-highs in wins, innings pitched and strikeouts (73).

2014 SEASON

- Went 8-1 with a 1.80 ERA (15 earned runs/75.0 innings) in 14 starts...Allowed one or no earned runs in each of his first nine starts.

2013 SEASON

- Made his pro debut with the DSL Cubs (R).

BACKGROUND

- Oscar Eduardo De La Cruz spent eight seasons in the Cubs organization after signing with the club as a non-drafted free agent at the age of 17.

CAREER TRANSACTIONS

- Signed by the Chicago Cubs as a non-drafted free agent on October 1, 2012.
- Placed on the restricted list on July 6, 2018...Served an 80-game suspension for violating MLB's Joint Drug Prevention and Treatment Program.
- Signed by the New York Mets as a minor league free agent on November 4, 2020.

CAREER STATISTICS

YEAR	TEAM	W-L	ERA	G	GS	CG	SHO	SV	IP	H	R	ER	HR	HB	BB	SO	WP	BK
2013	DSL Cubs (R)	1-0	6.55	4	1	0	0	0	11.0	16	8	8	2	4	5	12	4	1
2014	DSL Cubs (R)	8-1	1.80	14	14	0	0	0	75.0	56	24	15	2	3	19	64	6	2
2015	Eugene (A)	6-3	2.84	13	13	0	0	0	73.0	56	27	23	4	4	17	73	3	5
2016	Mesa (R)	0-1	6.00	1	1	0	0	0	3.0	3	3	2	1	0	1	2	0	0
	Eugene (A)	0-0	1.08	2	2	0	0	0	8.1	5	2	1	1	2	2	14	2	0
	South Bend (A)	1-2	3.25	6	6	0	0	0	27.2	22	10	10	0	3	8	35	3	0
2017	Myrtle Beach (A)	4-3	3.46	12	12	1	1	0	54.2	55	22	21	6	7	13	47	7	0
	Mesa (R)	0-0	0.00	1	0	0	0	0	2.0	0	0	0	0	0	0	1	0	0
2018	Tennessee (AA)	6-7	5.24	16	16	1	0	0	77.1	76	45	45	8	14	31	73	3	0
2019	Myrtle Beach (A)	1-0	1.20	3	3	0	0	0	15.0	14	4	2	0	1	5	17	0	0
	Tennessee (AA)	4-5	4.09	31	8	0	0	2	81.1	65	39	37	8	12	29	88	2	1
Minor League Totals		31-22	3.45	103	76	2	1	2	428.1	368	184	164	32	50	130	426	30	9



JACOB deGROM

48 RHP

@JdeGrom19

HT 6-4 WT 190 BT L TH R

OPENING DAY AGE: 32
BIRTHDATE: JUNE 19, 1988
BIRTHPLACE: DELAND, FL
RESIDES: DELAND, FL
MLB SERVICE TIME: 6 YEARS, 139 DAYS
SIGNED BY: STEVE NICHOLS
HOW OBTAINED: METS NINTH-ROUND PICK IN THE 2010 FIRST-YEAR PLAYER DRAFT
CONTRACT STATUS: SIGNED THROUGH 2023

🏠 **CY YOUNG:** 2018, 2019 ☆ **ALL-STAR:** 2015, 2018, 2019

🏆 **ROOKIE OF THE YEAR:** 2014 🏆 **WILSON DEFENSIVE PLAYER OF THE YEAR:** 2015

MEET THE MET

- Played college baseball at Stetson University in his hometown of DeLand, Florida...That school also produced another two-time Cy Young Award winner: Corey Kluber...Kluber won his first AL Cy Young in 2014, the same year deGrom was named NL Rookie of the Year.
- His only home run in college came off seven-time AL All-Star Chris Sale, who was pitching for Florida Gulf Coast University at the time.

CAREER HIGHLIGHTS

- Named the 2018 and 2019 National League Cy Young Award winner by the BBWAA...Is one of four Mets pitcher to win the award, joining R.A. Dickey (2012), Dwight Gooden (1985) and Tom Seaver (1969, 1973, 1975) and the second Met to win it twice...In 2019, became the only Met to win the award in consecutive seasons...Was also named the Players Choice 2018 NL Outstanding Pitcher.
- Is one of three pitchers in baseball history win multiple Cy Young Awards and to be named Rookie of the Year (Justin Verlander, Tom Seaver)...Is one of seven pitchers, and the third Mets pitcher, to win at least one Cy Young Award and the Rookie of the Year Award.
- Named to the 2019, 2018 and 2015 NL All-Star teams...In the 2015 All-Star Game, struck out the side on 10 pitches, while retiring the side on just seven pitches in 2019...In three All-Star Games, deGrom has allowed just one baserunner, a solo home run to Mike Trout in 2018.
- Named the 2014 NL Rookie of the Year by the BBWAA...Also named the Sporting News NL Rookie of the Year and the Players Choice NL Outstanding Rookie.
- Named the National League Rookie of the Month for July and for September, 2014.
- Tied the modern-era major league record with eight consecutive strikeouts to begin his start on September 15, 2014 vs. Miami.
- Is the only pitcher in major league history with multiple starts with a home run hit and at least 13 strikeouts...Struck out 14 Marlins and hit a solo home run on April 3, 2019 at Marlins Park, and punched out 13 batters and hit a game-tying solo shot on August 23, 2019 against the Braves at Citi Field.
- Named NL Co-Player of the Week, June 1-7, 2015, and June 12-18, 2017...Also NL Co-Player of the Week, July 21-27, 2014.

CAREER BESTS

WIN STREAK

8 games
6/12/17-7/24/17

LOSS STREAK

5 games
6/23/18-8/3/18

STRIKEOUTS, GAME

14 strikeouts
3x, last, 9/21/20 vs. Tampa Bay

DOUBLE-DIGIT STRIKEOUT GAMES

46 games
last, 10 strikeouts, 9/26/20 at Washington

LONGEST OUTING, STARTER

9.0 innings
3x, last, 8/18/18 at Philadelphia

MOST WALKS, GAME

6 walks
4/22/17 vs. Washington

SCORELESS STREAK

31.0 innings
9/9/19-7/29/20

LAST COMPLETE GAME

8/18/18 at Philadelphia (Won, 3-1)

LAST COMPLETE-GAME SHUTOUT

7/17/16 at Philadelphia (Won, 5-0)

FEWEST HITS, COMPLETE GAME

1 hit
7/17/16 at Philadelphia (Won, 5-0)

FEWEST WALKS, COMPLETE GAME

0 walks
8/18/18 at Philadelphia (Won, 3-1)

deGROM, JACOB

- After ending the 2019 season on a 23.0-inning scoreless streak, deGrom put up zeros in his first 8.0 frames of 2020...That 31.0-inning scoreless streak is tied for the third-longest run in Mets history...He finished the streak just 2.0 innings shy of the franchise record.
- His 2.61 career ERA is the second-lowest among all active pitchers with at least 100 starts...Trails only Clayton Kershaw (2.43)...Has a 2.19 ERA (146 earned runs/601.0 innings) in 93 career starts at home, the second-lowest home ERA since 2014 (min. 300.0 innings) behind Kershaw (2.12) and the lowest home ERA in franchise history (min 400.0 innings).
- Is 26-12 with a 1.82 daytime ERA (73 earned runs/361.0 innings) in 57 career daytime starts... The 1.82 ERA is the lowest by any player in the daytime since 1913 (min. 200.0 daytime innings pitched).
- After his 175th career start, Elias noted that his 2.62 career ERA was the second-lowest through that many starts by any pitcher who has debuted in the expansion era (1961-present)...Only Tom Seaver (2.33 ERA) has had a lower ERA through 175 starts since then.
- Allowed just one first-inning run in 12 starts (0.75 first inning ERA).
- Started on Opening Day for the second-straight season...He is the 11th Mets pitcher with multiple Opening Day starts.
- Made four consecutive starts vs. Miami from August 9-31...Per Elias, the last pitcher to make four consecutive appearances, all starts, against the same team was Freddie Fitzsimmons (1929 New York Giants vs. Cincinnati).

2019 SEASON

2020 SEASON

- Finished third in the voting for NL Cy Young, falling just short of a third-straight award.
- Led the NL with 104 strikeouts an 13.76 K/9... Tied for the league lead in double-digit strikeout games (five)...Finished second in the NL with 2.6 fWAR and ranked third with a 0.96 WHIP and a .565 opponent OPS...His 2.38 ERA was the fourth-best mark in the league.
- Became the fourth Mets pitcher to lead the league in strikeouts in two consecutive seasons, joining Tom Seaver (1970-71 and 1975-76), Dwight Gooden (1984-85) and David Cone (1990-91).
- Twice tied a career-high mark with 14 strikeouts (August 26 vs. Miami and September 21 vs. Tampa Bay)...The last Mets pitcher with multiple 14+ strikeout games in one season was Dwight Gooden (1985).
- His fastball velocity peaked at 102.2 mph (tied for the fastest pitch in the majors in 2020) and he fired 33 pitches clocked at 100.0 mph or higher (had just two such pitches in his career entering 2020)...His fastball velocity averaged 98.6 mph, the third-highest in the majors (min. 250 fastballs thrown).
- Went over a calendar year between starts in which he allowed more than two earned runs... From September 9, 2019-September 11, 2020, he limited his foe to two earned runs or fewer in 13 consecutive starts, his longest-ever streak.
- Became the first back-to-back National League Cy Young Award winner since Max Scherzer won the award in 2016 and 2017...Became the 11th pitcher to win the award in consecutive seasons and just the 19th pitcher to win the award more than once... Became the second Met to win the honor multiple times (Tom Seaver won it three times) and the first Met to win the award in consecutive seasons... Received 29 of 30 first-place votes for a second-straight season...Was his fourth top-eight finish in the Cy Young Award voting.
- Finished 10th in National League MVP voting... Was the second-consecutive year he placed in the MVP standings.
- Ranked first in the National League in bWAR (7.3), fWAR (7.0), strikeouts (255), opponents' slugging percentage (.323), and opponents' OPS (.580)... Also led the National League in starts of at least 7.0 innings (19) and starts allowing two earned runs or fewer (25)...Ranked second in WHIP (0.97), opponents' on-base percentage (.257), ERA (2.43), and FIP (2.67)...Also had nine games of double-digit strikeouts, the second-most in the NL...Ranked third in innings pitched (204.0) and home runs allowed per nine innings (0.84).
- His 255 strikeouts were the sixth-most in a season by a Met.
- Ended the season tossing 23.0 consecutive scoreless innings, the longest season-ending scoreless streak in franchise history.
- Allowed three runs or fewer in 27 of his 32 starts, tied for the second-most starts this season in baseball (Justin Verlander had 28, while Ryne Stanek, Sonny Gray, and Gerrit Cole each had 27)
- Was named to his third All-Star team and his second in a row...Retired all three batters he faced (George Springer, DJ LeMahieu, Mike Trout), striking out Springer and throwing just seven pitches.
- DeGrom recorded 23 quality starts, the sixth-most in baseball.

- According to FanGraphs, deGrom allowed a 29.9 hard-hit percentage, the fourth-lowest in the majors...His 21.9 soft-hit percentage was also the fourth-best in baseball (min. 100.0 innings).
- Gave up 48 extra-base hits in 204.0 innings... Among the 59 pitchers with 30 or more starts this season, only two surrendered fewer extra-base knocks...No pitcher with 32 or more games started allowed fewer extra-base hits
- Allowed one or no runs in half (16) of his 32 starts, tied for the third-most starts in baseball among non-openers.
- Held his opponents to a .183 (26-142) average with runners in scoring position, the second-best mark in the majors (led NL)...When there were two outs with runners in scoring position, opponents hit just .104 (7-67), the lowest mark in the majors (min. 40 batters faced).
- Allowed three runs in 29.0 innings (0.93 ERA) in five day game outings this year, the second-lowest daytime ERA by a starter.
- Right-handed hitters had a .232 on-base percentage against deGrom, the fourth-best OBP against righties...Also had the seventh-best opponents' slugging percentage against right-handed hitters (.318) and the 10th-lowest opponents batting average against righties (.202, (87-431) (min. 300 batters faced).
- deGrom's .331 opponents' slugging percentage against left-handed hitters was the fourth-lowest in baseball (min. 250 batters faced)...His .213 (67-314) opponents' average against lefties was the ninth-best in baseball.
- Became just the third Met ever with multiple seasons of at least 250 strikeouts...He is the only pitcher in franchise history to record a K/9 ratio over 10.0 in three different seasons.
- When getting 0-2 runs of support, deGrom held his opponents to a .191 batting average (44-230) and a .545 OPS...Among qualified starters, deGrom's .191 opponents' average ranked fifth in baseball, while his opponents' OPS ranked sixth in the majors.
- Passed four former Mets on the franchise's all-time strikeouts list: Jon Matlack (1,023), Al Leiter (1,106), Ron Darling (1,148), and David Cone (1,172).
- Owned a 2.45 ERA (26 earned runs/95.1 innings) against division opponents.
- His 13 hits were tied for the most among pitchers, along with teammate Steven Matz and Zack Greinke...DeGrom was one of four pitchers to have multiple home runs this year, joining teammate Noah Syndergaard (two), Madison Bumgarner (two) and Greinke (three)...His two home runs were the most he has had in a single season.

2018 SEASON

- Was a near-unanimous selection for the NL Cy Young Award, finishing with 29 of 30 first place votes and 207 of a possible 210 voting points... Became the Mets' fourth winner of the award and first since R.A. Dickey in 2012...Was presented with the award during the 96th Annual New York Baseball Writers' Dinner on January 26, 2019 at the New York Hilton Midtown Hotel.
- Finished in fifth place in the NL MVP balloting... Received one first-place vote.
- Led the majors with a 1.70 ERA (41 earned runs/217.0 innings), .521 opponent OPS, 0.41 HR/9 rate, 8.8 *Fangraphs* WAR, 9.2 RA-9 WAR, 1.99 FIP, .277 opponent slugging, 216 ERA+, 2.08 DRA and a 1.87 road ERA...His 269 strikeouts were the second-most in the NL and fourth-most in the majors...Led the NL in home ERA (1.54), opponent OBP (.244) and *Baseball-Reference* WAR (10.0).
- His 32 starts, 217.0 innings, 1.70 ERA, 269 strikeouts, 0.91 WHIP, 1.99 FIP, 6.3 H/9 and 0.41 HR/9 were all career-bests...The only Mets pitcher with a lower ERA in a season was Dwight Gooden (1.53 ERA in 1985)...Fanned 32.2 percent of the hitters he faced, the highest single-season rate in Mets history.
- Allowed three runs or fewer in each of his last 29 starts, the longest single-season streak in MLB history...Hurled 24 straight quality starts to finish the season, the longest single-season streak in major league history.
- Was named to his second All-Star team (also, 2015)...Became the 13th pitcher in Mets history with multiple All-Star selections...At the All-Star break, had a 1.68 ERA, the second-lowest first-half mark in team history (Dwight Gooden had a slightly better 1.68 ERA in 1985).
- Became the first pitcher in modern major league history (since 1900) to have a sub-2.00 ERA, at least 260 strikeouts, 50 or fewer walks and 10 or fewer home runs allowed...According to Elias, was the 10th time since 1920 that a pitcher had at least 200.0 innings and an ERA of 1.70 or lower in a season.
- Faced 643 batters with the score tied or the Mets up or down by one run (77 percent of his 835 total batters faced), 47 more than any pitcher in the majors.
- Held opponents to a .142 (19-134) batting average with RISP, second-lowest in the majors and ninth-lowest since the statistic started being tracked in 1974...Opponents were 0-13 with nine strikeouts vs. deGrom with the bases loaded.

- With 10 strikeouts in his final start of the season, deGrom, reached 1,000 career strikeouts... Reached the milestone faster than any Mets pitcher in club history (897.2 innings, previous fastest was David Cone, who reached 1,000 Ks in 1,048.1 innings).
- Had a career-best 24.1 scoreless inning streak between April 21-May 18.
- Returned from the DL on May 13 at Philadelphia and pitched into and out of a bases-loaded jam in a 1.0-inning start that featured 45 pitches, three walks, two strikeouts and 20 foul balls.
- Went the distance at Philadelphia on August 18, allowing one run, unearned, in the seventh inning...Was his third career complete game.

2017 SEASON

- Was named the National League Player of the Week for the week of June 12-18...Went 2-0 with a 0.53 ERA (one earned run/ 17.0 innings) including a complete game against the Cubs on June 12.
- He ranked fourth in the majors in double-digit strikeout games (11) behind Chris Sale (18 games), Max Scherzer (15) and Corey Kluber (15).
- Hit his first major-league home run, an opposite-field shot off the Nationals' Joe Ross, in the third inning on June 18 vs. Washington.

2016 SEASON

- Did not pitch after September 1...Had surgery to reposition the ulnar nerve in his right elbow on September 21.
- Tossed his first career complete-game one-hit shutout on July 17 at Philadelphia...Struck out seven and walked one in the 105-pitch effort... The one hit he allowed came on a single by the pitcher, Zach Eflin, in the third inning...It was the fifth time in Mets history that a Mets pitcher pitched a complete-game one-hitter where the opposing pitcher came up with the one hit.

2015 SEASON

- Named to the 2015 NL All-Star team...Struck out Oakland's Stephen Vogt, Cleveland's Jason Kipnis, and Detroit's José Iglesias in the sixth inning of the 2015 All-Star Game in Cincinnati... DeGrom became the first player in All-Star history to strike out three batters in an inning with 10 pitches or fewer.
- Became the 11th pitcher in team history to record 200 strikeouts in a season...Finished fourth in the NL with a 2.54 ERA, tied for eighth in strikeouts (205), tied for seventh in wins (14) and fifth in opponents' batting average against (.215).
- Named co-NL Player of the Week with Clayton Kershaw for the week of June 1-7.
- Retired 23 straight batters after giving up a one-out single to Matt Carpenter in the first inning on May 21 vs. St. Louis...Pitched 8.0 scoreless innings, allowing one hit in that start.

POSTSEASON

- Won each of his first three starts (Game 1 NLDS, Game 5 NLDS and Game 3 NLCS)...Was the second starter in Mets franchise history to win three consecutive postseason starts, joining Jerry Koosman who did so spanning the 1969 and 1973 postseasons.
- Had 29 strikeouts, the third-most in franchise history for a single postseason, trailing only Tom Seaver in 1973 (35) and Al Leiter in 2000 (31).
- Won three road games, matching a Major League record for most wins on the road in a single postseason, joining Madison Bumgarner (2014), Cliff Lee (2010), Freddy Garcia (2005) and John Smoltz (1996).
- Tied a postseason franchise record with 13 strikeouts in Game 1 of the NLDS at Los Angeles... Tom Seaver also struck out 13 in Game 1 of the 1973 NLCS at Cincinnati...Became the first pitcher in major league history to record six strikeouts in the first 2.0 innings of his postseason debut.

METS CY YOUNG AWARD WINNERS

Four Mets pitchers have won the National League Cy Young Award: Tom Seaver, who earned the honor three times between 1969-1975, Jacob deGrom, who won in back-to-back seasons in 2018-2019, Dwight Gooden and R.A. Dickey. Below are their statistics from their Cy Young Award-winning seasons:

Pitcher	Year	W-L	ERA	SO	WHIP	Pitcher	Year	W-L	ERA	SO	WHIP
Seaver	1969	25-7	2.21	208	1.04	Dickey	2012	20-6	2.73	230	1.05
Seaver (2)	1973	19-10	2.08	251	0.98	deGrom	2018	10-9	1.70	269	0.91
Seaver (3)	1975	22-9	2.38	243	1.09	deGrom (2)	2019	11-8	2.43	255	0.97
Gooden	1985	24-4	1.53	268	0.97						

2014 SEASON

- Named the NL Rookie of the Year by the Baseball Writer's Association of America...Was the fifth Mets player to receive the honor...Also named the *Sporting News* NL Rookie of the Year and the Player's Choice NL Outstanding Rookie.
- Began the year with Las Vegas (AAA) of the Pacific Coast League before being recalled on May 13...Went on to make 22 starts, and win the NL Rookie Triple Crown, leading in strikeouts (144), ERA (2.69) and tying for the league lead with nine wins.
- Was named the NL Rookie of the Month for July and for September, becoming the second Mets player to earn the award since the award was established in 2003 (Justin Turner, May 2011).
- Was co-NL Player of the Week for July 21-July 27, going 2-0 with 0.68 ERA during the period.
- Tied the modern-era major league record with eight consecutive strikeouts to begin his start on September 15 vs. Miami...Tied Houston's Jim Deshaies, who did it on September 23, 1986 vs. Los Angeles (NL)...The Mets record was six to begin a game, held by Pete Falcone, who did it on May 1, 1980 vs. Philadelphia...The eight consecutive strikeouts at any point are the second most in team history behind Tom Seaver's MLB-record 10 on April 22, 1970 vs. San Diego.
- Established a rookie franchise-record, hurling 67.1 innings from June 5-August 7 without allowing a home run.
- Went 7.0 innings and allowed one run, earned, with six strikeouts in his debut on May 15 vs. New York (AL)...The 7.0 innings tied the longest outing by a Mets pitcher in his debut since 1982, when Brent Gaff tossed 7.2 innings, losing 3-2 to San Francisco despite allowing three unearned runs on July 7, 1982.
- Won his first major league game on June 21 at Miami with 7.0 shutout innings.
- Pitched 6.2 no-hit innings in his start on August 2 vs. San Francisco before Pablo Sandoval doubled...It was the third-longest no-hit bid by a rookie in franchise history...Randy Tate pitched 7.1-hitless innings against the Expos at Shea on August 4, 1975 and Dwight Gooden tossed 8.0-hitless innings at Pittsburgh on June 6, 1984.

2011 SEASON

- Missed the entire year after undergoing Tommy John surgery.

BACKGROUND

- Jacob Anthony deGrom graduated from Cavalry Christian Academy (FL) where he played baseball and basketball...Helped his team win the American Legion State Championship in 2006.
- Attended Stetson University...Played third base and shortstop his first two years before converting to a pitcher as a junior in 2010...Was 4-5 with two saves in 17 games, 12 starts as a junior.
- Participated in a PSA urging fans to stay home and help flatten the curve during the COVID-19 pandemic.
- Got married two days before winning the 2014 NL Rookie of the Year.
- Was the guest speaker at the annual St. John's baseball dinner on January 22, 2014.
- Was honored by the New York Chapter of the BBWAA, along with teammates Matt Harvey, Steven Matz and Noah Syndergaard, as the "Toast of the Town" at the organization's annual dinner in Manhattan on January 23, 2016.
- Was honored as the 2018 New York Player of the Year by the New York Chapter of the BBWAA, at the organization's annual dinner in Manhattan on January 26, 2019.

CAREER TRANSACTIONS

- Selected by the New York Mets in the ninth-round (272nd overall) of the 2010 First-Year Player Draft.
- On the 15-Day Disabled List, August 8-August 23, 2014, with right rotator cuff tendinitis.
- On the Bereavement/Family Medical Emergency List, April 16-23, 2016.
- On the 10-Day Disabled List, May 6, retroactive to May 3-May 13, 2018 with a hyperextended right elbow.
- On the 10-Day Injured List from April 20, 2019 (retroactive to April 16) to April 26 with right elbow soreness.

CAREER STATISTICS

YEAR	TEAM	W-L	ERA	G	GS	CG	SHO	SV	IP	H	R	ER	HR	HB	BB	SO	WP	BK
2010	Kingsport (R)	1-1	5.19	6	6	0	0	0	26.0	35	15	15	2	0	6	22	1	0
2011																		
Injured - Did Not Pitch																		
2012	Savannah (A)	6-3	2.51	15	15	0	0	0	89.2	77	33	25	3	1	14	78	2	1
	St. Lucie (A)	3-0	2.08	4	4	0	0	0	21.2	14	5	5	1	1	6	18	3	0
2013	St. Lucie (A)	1-0	3.00	2	2	0	0	0	12.0	12	4	4	1	1	2	13	1	0
	Binghamton (AA)	2-5	4.80	10	10	0	0	0	60.0	69	38	32	4	2	20	44	3	1
	Las Vegas (AAA)	4-2	4.52	14	14	0	0	0	75.2	87	41	38	6	1	24	63	3	0
2014	Las Vegas (AAA)	4-0	2.58	7	7	0	0	0	38.1	39	13	11	2	1	10	29	2	0
	METS	9-6	2.69	22	22	0	0	0	140.1	117	44	42	7	1	43	144	1	0
2015	METS	14-8	2.54	30	30	0	0	0	191.0	149	59	54	16	2	38	205	6	0
2016	METS	7-8	3.04	24	24	1	1	0	148.0	142	53	50	15	3	36	143	4	0
2017	METS	15-10	3.53	31	31	1	0	0	201.1	180	87	79	28	2	59	239	7	0
2018	METS	10-9	1.70	32	32	1	0	0	217.0	152	48	41	10	5	46	269	2	0
2019	METS	11-8	2.43	32	32	0	0	0	204.0	154	59	55	19	7	44	255	2	0
2020	METS	4-2	2.38	12	12	0	0	0	68.0	47	21	18	7	0	18	104	4	0
Minor League Totals		21-11	3.62	58	58	0	0	0	323.1	333	149	130	19	7	82	267	15	2
Major League Totals		70-51	2.61	183	183	3	1	0	1169.2	941	371	339	102	20	284	1359	26	0

CAREER PLAYOFF STATISTICS

YEAR	RND	TEAM/OPP	W-L	ERA	G	GS	CG	SHO	SV	IP	H	R	ER	HR	HB	BB	SO	WP	BK
2015	NLDS	NYM vs. LAD	2-0	1.38	2	2	0	0	0	13.0	11	2	2	0	0	4	20	0	0
	NLCS	NYM vs. CHC	1-0	2.57	1	1	0	0	0	7.0	4	2	2	2	0	1	7	0	0
	WS	NYM vs. KC	0-1	7.20	1	1	0	0	0	5.0	6	4	4	0	0	3	2	0	0
Postseason Totals			3-1	2.88	4	4	0	0	0	25.0	21	8	8	2	0	8	29	0	0

ALL-STAR GAME

YEAR	LEAGUE/SITE	W-L	ERA	G	GS	CG	SHO	SV	IP	H	R	ER	HR	HB	BB	SO	WP	BK
2015	NL/CINCINNATI	0-0	0.00	1	0	0	0	0	1.0	0	0	0	0	0	0	3	0	0
2018	NL/WASHINGTON	0-0	9.00	1	0	0	0	0	1.0	1	1	1	1	0	0	1	0	0
2019	NL/CLEVELAND	0-0	0.00	1	0	0	0	0	1.0	0	0	0	0	0	0	1	0	0
All-Star Game Totals			0-0	3.00	3	0	0	0	0	3.0	1	1	1	1	0	5	0	0

MAJOR LEAGUE HITTING TOTALS

YEAR	TEAM	AVG.	G	AB	R	H	2B	3B	HR	RBI	SH	SF	HBP	BB	SO	SB	CS	SLG	OBP	E
2019	METS	.200	31	65	4	13	2	0	2	6	0	1	0	4	19	0	0	.323	.246	1
TOTAL		.189	171	350	23	66	8	0	3	23	0	23	8	17	107	1	0	.237	.226	5

Last Home Run — August 23, 2019 vs. Atlanta (Mike Foltynewicz)

Most Hits, Game — 3, May 16, 2015 vs. Milwaukee

Most RBI, Game — 2, 3x, last - August 5, 2019 vs. Miami

CAREER FIELDING

POS	G	PO	A	E	PCT	TC	DP
P	183	95	146	5	.980	246	12

CONSECUTIVE CY YOUNG AWARDS

Eleven pitchers (12 occurrences) have won the Cy Young Award in consecutive seasons:

Pitcher	Years	League/Club	Pitcher	Years	League/Club
Jacob deGrom	2018-19	NL/Mets	Roger Clemens	1997-98	AL/Toronto
Max Scherzer	2016-17	NL/Washington	Greg Maddux	1992-95	NL/CHC & ATL
Clayton Kershaw	2013-14	NL/Los Angeles	Roger Clemens	1986-87	AL/Boston
Tim Lincecum	2008-09	NL/San Francisco	Jim Palmer	1975-76	AL/Baltimore
Randy Johnson	1999-2002	NL/Arizona	Denny McLain	1968-69	AL/Detroit
Pedro Martinez	1999-2000	AL/Boston	Sandy Koufax	1965-66	NL/Los Angeles



HT	6-3	WT	190	BT	R	TH	R
----	------------	----	------------	----	----------	----	----------

EDWIN DÍAZ

39 RHP

@SugarDiaz39
 @sugardiaz39

OPENING DAY AGE: 27
BIRTHDATE: MARCH 22, 1994
BIRTHPLACE: HUMACAO, PUERTO RICO
RESIDES: HUMACAO, PUERTO RICO
MAJOR LEAGUE SERVICE TIME: 4 YEARS, 121 DAYS
SIGNED BY: NOEL SEVILLA (SEATTLE)
HOW OBTAINED: ACQUIRED FROM SEATTLE ALONG WITH INF ROBINSON CANO AND CASH CONSIDERATIONS IN A SEVEN-PLAYER DEAL ON DECEMBER 3, 2018
CONTRACT STATUS: ELIGIBLE FREE AGENT AFTER 2022

☆ **ALL-STAR:** 2018
 🇵🇷 **RELIEVER OF THE YEAR:** 2018 (AL)
 🏆 **MLB SAVES LEADER:** 2018

MEET THE MET

- Is nicknamed "Sugar"...Received the moniker when his high school travel team watched the baseball movie "Sugar" and decided that Díaz resembled the Dominican title character.
- Aided with relief following a string of earthquakes in Puerto Rico in early 2020, shopping for supplies and driving two hours across the island with members of his extended family to Peñuelas to distribute water, paper towels, toiletries and first-aid kits...Also helped with relief efforts in Puerto Rico after the 2017 season following Hurricane Maria, which struck the island in September 2017.
- After the 2019 season, he sent videos of his bullpen sessions to Hall of Famer Pedro Martínez...Martínez offered advice about his mechanics via FaceTime.
- Keeps an entire bucket of bubble gum in his locker.

CAREER HIGHLIGHTS

- Is the only pitcher in major league history to begin his career with four seasons with at least 50.0 innings and a strikeouts-per-nine-innings ratio of 12.0 or better.
- Saved 57 games in 2018, tied for the second-most saves in a single season in MLB history...That season, was named the Mariano Rivera AL Reliever of the Year and earned AL All-Star honors for the first time in his career.
- Is one of 14 pitchers with a 50-save season and one of five to lock down at least 55 saves in one season.
- Is the youngest pitcher in MLB history to record a 50-save season...Had 57 saves in his age-24 season.
- Is one of three pitchers to rack up at least 100 saves in his first three seasons...Joins Kazuhiro Sasaki (119) and Billy Koch (100)...Was 24 years, 151 days old when he earned his 100th save...Is the second-youngest pitcher to reach 100 career saves behind only Roberto Osuna (23 years, 62 days).
- Was the fourth-fastest pitcher to reach his 300th career strikeout (190.2 innings)...Needed just 249.0 innings to reach 400 career strikeouts, the third-fastest by any pitcher...Only Craig Kimbrel (236.1 innings) and Aroldis Chapman (238.0) were faster.

2020 SEASON

- Had 50 strikeouts in 25.2 innings...Was third among major league relievers in strikeouts...Averaged a career-best 17.53 strikeouts per nine innings, which was third among relievers (min. 15.0 innings).
- Was second among major league relievers with a 1.75 ERA and 11th with a .191 batting average against (min. 25.0 innings).
- Tossed 11.0 consecutive scoreless innings from August 31-September 22 and allowed one earned run over his final 12.2 innings (0.71 ERA)...After allowing two earned runs in his first three appearances (2.1 innings), yielded just three earned runs for the rest of the season (23.1 innings), good for a 1.16 ERA from August 2 through the end of the season.

CAREER BESTS

WIN STREAK
2 games
 9/6/19-8/19/20

LOSS STREAK
6 games
 5/2/18-5/1/19

STRIKEOUTS, GAME
5 strikeouts
 6/14/16, Seattle at Tampa Bay

LONGEST OUTING
2.2 innings
 6/14/16, Seattle at Tampa Bay

MOST WALKS, GAME
4 walks
 5/15/17, Seattle vs. Oakland

SCORELESS STREAK
16.0 innings
 9/8/17-4/21/18

DÍAZ, EDWIN

- Had at least one strikeout in 24 of his 26 appearances and two or more strikeouts in 16 of those outings...Struck out 50 of the 110 batters he faced (Mets-record 45.5 percent strikeout rate, min. 25.0 innings).
- Is the second pitcher in MLB history to compile at least 50 saves and 100 strikeouts in the same season...Joined Eric Gagne, who did so in consecutive years (2002-2003).

2019 SEASON

- Struck out 99 batters in 58.0 innings...Recorded each out in an outing via strikeout 18 times.
- Notched his first save as a Met in his team debut on Opening Day at Nationals Park, preserving a 2-0 Mets' victory with a strikeout.
- His final strikeout of the season was his 400th of his career.
- Had the ninth-most saves in the NL (26).

2018 SEASON

- Was named the Mariano Rivera AL Reliever of the Year and earned AL All-Star honors for the first time in his career.
- Finished eighth in the AL Cy Young Award balloting...Also received five votes for the AL MVP Award and finished 18th.

- Was a four-time AL Reliever of the Month honoree, taking the award in April, June, July and August...Was the first non-rookie to win at least four monthly awards in a season since Pedro Martinez earned four AL Pitcher of the Month honors in 1999.

- Went 57-61 (93.4 percent) in save opportunities, while posting a record of 0-4 with a 1.96 ERA (16 earned runs/73.1 innings) with 124 strikeouts and 17 walks in 73 relief appearances with the Mariners...Successfully converted 28 consecutive save opportunities from June 2-August 15...Was the longest streak in the majors in 2018.

- Led the majors with 57 saves, tied for the second-highest single-season total in MLB history...Only Francisco Rodríguez (62 in 2008) has had more in a season...Ranked second among all relievers with 124 strikeouts.

- His 3.5 *Fangraphs* WAR was the seventh-highest by a reliever since the 2000 season.

- The Mariners went 66-0 when he entered the game with a lead...went 61-0 in his save opportunities...went 30-0 when he entered with a one-run lead...Díaz was 27-30 in one-run save opportunities with a 0.89 ERA (three earned runs/30.1 innings) with 55 strikeouts and 5 walks... According to STATS, his 27 one-run saves were a single-season MLB record.

- Led AL relievers with 124 strikeouts...Struck out 44.3 percent (124 strikeouts/280 BF) of batters he faced in 2018, the second-best mark among relievers behind Milwaukee's Josh Hader.

- With 124 strikeouts and 17 walks, became only the 18th reliever in Major League history with a season with at least 100 more strikeouts than walks...Josh Hader (143 strikeouts, 30 walks) also accomplished this feat in 2018.

- Retired all three batters faced in 33 of 69 (48 percent) appearances of exactly 1.0 inning.

- Earned the win in the 2018 All-Star Game.

2017 SEASON

- His 34 saves were tied for fourth-most in the AL.

- In 35 road games, was 25-27 in save chances with a 1.24 ERA (five earned runs/36.1 innings) with 54 strikeouts...had a 5.76 ERA (19 earned runs/29.2 innings) in 31 home games.

- Named AL Reliever of the Month for July, going 0-1 with eight saves and a 1.98 ERA (three earned runs/13.2 innings) with 21 strikeouts in 13 games.

2016 SEASON

- After becoming the closer on August 1 through the end of the season, had a major league-leading 18 saves in 21 chances with a 3.71 ERA (11 earned runs/26.2 innings) and 39 strikeouts.

- Successfully converted his first 11 save chances, the longest career-opening streak in the majors since the Angels' Ernesto Frieri went 12-for-his-first-12 in save opportunities in 2012.

- Notched his first major league save and struck out three on August 2 vs. Boston.

- Recorded his first 50 career strikeouts in 25.1 innings, the fastest of any pitcher to make his Major League debut since 1893...Research courtesy of Elias.

- Struck out 15.33 batters per nine innings, the second-best rate among all relievers behind the Yankees' Dellin Betances (15.53) and the eighth-best mark in MLB history...Was the second-best K/9 ratio by a rookie reliever in MLB history, trailing the Dodgers' Kenley Jansen (16.10, 2011).

- Had his contract selected from Jackson (AA) on June 4...Made his MLB debut on June 6 vs. Cleveland.

2015 SEASON

- Split his season between Bakersfield (A) and Jackson (AA).

- Was a member of the World Team in the 2015 SiriusXM MLB Futures Game.

- Among all minor league players, ranked ninth in strikeouts per nine innings (9.23) and tied for 13th in strikeouts (145).

2014 SEASON

- Was named the top starting pitcher in the Mariners organization...Allowed two earned runs or fewer in 17 of his 24 starts.

2013 SEASON

- Was named Appalachian League Pitcher of the Year after spending the year with Pulaski (R).
- Led the league in ERA (1.43), WHIP (0.91) and strikeouts (79).
- Was named Appalachian League Pitcher of the Week, June 24-30.

2012 SEASON

- Began his professional career with AZL Mariners.

BACKGROUND

- Edwin Orlando Díaz graduated from Caguas Military Academy in 2012.

- Has organized baseball clinics for kids as part of his Edwin Díaz Baseball Academy in his hometown...Robinson Canó has participated in some of the clinics.

- After being introduced as a member of the Mets on December 4, 2018, served as one of Santa's elves during the Kids Holiday Party as part of MetsGiving, handing out gifts to local schoolchildren.

CAREER TRANSACTIONS

- Selected by Seattle in the third round of the 2012 MLB First-Year Player Draft.
- Acquired by the New York Mets from Seattle along with INF Robinson Canó and cash considerations in exchange for OF Jay Bruce, RHP Anthony Swarzak, RHP Gerson Bautista, RHP Justin Dunn and OF Jarred Kelenic on December 3, 2018.

CAREER STATISTICS

YEAR	TEAM	W-L	ERA	G	GS	CG	SHO	SV	IP	H	R	ER	HR	HB	BB	SO	WP	BK
2012	AZL Mariners(R)	2-1	5.21	9	1	0	0	0	19.0	12	13	11	2	5	17	20	0	0
2013	Pulaski (R)	5-2	1.43	13	13	0	0	0	69.0	45	14	11	5	4	18	79	2	0
2014	Clinton (A)	6-8	3.34	24	24	1	1	0	116.0	96	50	43	5	10	42	111	5	2
2015	Bakersfield (A)	2-0	1.70	7	7	0	0	0	37.0	21	7	7	3	4	9	42	2	0
	Jackson (AA)	5-10	4.57	20	20	0	0	0	104.1	102	56	53	5	7	37	103	2	1
2016	Jackson (AA)	3-3	2.21	16	6	0	0	1	40.2	32	13	10	3	2	7	54	2	1
	SEATTLE (AL)	0-4	2.79	49	0	0	0	18	51.2	45	16	16	5	3	15	88	6	1
2017	SEATTLE (AL)	4-6	3.27	66	0	0	0	34	66.0	44	28	24	10	3	32	89	3	1
2018	SEATTLE (AL)	0-4	1.96	73	0	0	0	57	73.1	41	17	16	5	6	17	124	3	1
2019	METS	2-7	5.59	66	0	0	0	26	58.0	58	36	36	15	4	22	99	3	0
2020	METS	2-1	1.75	26	0	0	0	6	25.2	18	6	5	2	2	14	50	1	0
Minor League Totals		23-24	3.15	89	71	1	1	1	386.0	308	153	135	23	32	130	409	13	4
Major League Totals		8-22	3.18	280	0	0	0	141	274.2	206	103	97	37	18	100	450	16	3

MAJOR LEAGUE HITTING TOTALS

YEAR	TEAM	AVG.	G	AB	R	H	2B	3B	HR	RBI	SH	SF	HBP	BB	SO	SB	CS	SLG	OBP	E
2019	METS	.---	61	0	0	0	0	0	0	0	0	0	0	0	0	0	0	.---	.---	0
Career Totals		.000	74	2	0	0	0	0	0	0	0	0	0	1	0	0	0	.000	.000	1

ALL-STAR GAME

YEAR	LEAGUE/SITE	W-L	ERA	G	GS	CG	SHO	SV	IP	H	R	ER	HR	HB	BB	SO	WP	BK
2018	AL/WASHINGTON	1-0	18.00	1	0	0	0	0	1.0	1	2	2	1	0	1	2	0	0

WORLD BASEBALL CLASSIC

YEAR	CLUB	W-L	ERA	G	GS	CG	SHO	SV	IP	H	R	ER	HR	HB	BB	SO	WP	BK
2017	Puerto Rico	1-0	3.38	4	0	0	0	2	5.1	2	2	2	0	0	4	9	0	0

CAREER FIELDING

POS	G	PO	A	E	PCT	TC	DP
P	280	7	14	2	.913	23	0



YENNSY DÍAZ

64 RHP

@YennsyDiaz
 @yennsylabasuca

HT **6-0** WT **215** BT **R** TH **R**

OPENING DAY AGE: 24
BIRTHDATE: NOVEMBER 15, 1996
BIRTHPLACE: AZUA, DR
RESIDES: CENTRO DEL PUEBLO, DR
MLB SERVICE TIME: 1 YEAR, 8 DAYS
SIGNED BY: ISMAEL CRUZ & SANDY ROSARIO (TORONTO)
HOW OBTAINED: ACQUIRED FROM TORONTO WITH RHPs SEAN REID-FOLEY AND JOSH WINCKOWSKI IN EXCHANGE FOR LHP STEVEN MATZ ON JANUARY 27, 2021
CONTRACT STATUS: ARBITRATION ELIGIBLE AFTER 2022.
FREE AGENT AFTER 2025

MEET THE MET

- His nickname, La Bazuca, means "The Bazooka" in Spanish.
- His favorite player growing up was Hall of Fame pitcher Pedro Martinez.

2020 SEASON

- Spent the entire season on the Injured List with a right lat strain...Made a few rehab outings at Toronto's alternate site near the end of the season.
- Pitched for Estrellas de Oriente in the Dominican Winter League...Allowed two runs, earned, in three relief appearances (3.2 innings) with four strikeouts and no walks.

2019 SEASON

- Recalled from New Hampshire (AA) on August 3 and made his major league debut as a reliever the next day at Baltimore (0.2 IP, H, 2 ER, 4 BB).
- Was optioned on August 5...Recalled again September 25 but did not pitch again.
- Tied for third in the Eastern League with 11 wins... Was fifth in innings pitched (144.1) and tied for ninth in strikeouts (116).

2018 SEASON

- Was the Midwest League Player of the Month for April, going 3-0 with a 0.31 ERA (one earned run/28.2 innings) in five starts.

2017 SEASON

- Was used exclusively as a starter for the first time in his career...Fanned 82 in 77.0 innings.

2015 SEASON

- Began his pro career with the DSL Blue Jays (R)... Joined the GCL Blue Jays (R) later in the summer.

BACKGROUND

- Yennsy Manuel Díaz was signed as an 18-year-old by Toronto out of the Dominican Republic.

CAREER TRANSACTIONS

- Signed by the Toronto Blue Jays as a non-drafted free agent on July 3, 2014.
- On the 60-Day Injured List, March 15, 2020 with a right lat strain...Missed the entire 2020 season.
- Acquired by the New York Mets along with RHPs Sean Reid-Foley and Josh Winckowski from Toronto in exchange for LHP Steven Matz on January 27, 2021.

CAREER STATISTICS

YEAR	TEAM	W-L	ERA	G	GS	CG	SHO	SV	IP	H	R	ER	HR	HB	BB	SO	WP	BK
2015	DSL Blue Jays (R)	3-3	1.93	10	6	0	0	0	37.1	30	14	8	0	1	16	39	4	0
	GCL Blue Jays (R)	1-1	4.74	5	3	0	0	1	19.0	24	11	10	0	0	7	19	3	0
2016	Bluefield (R)	4-6	5.79	12	10	0	0	0	56.0	59	39	36	9	2	27	48	5	1
2017	Lansing (A)	5-2	4.79	16	16	0	0	0	77.0	71	41	41	10	2	41	82	4	0
2018	Lansing (A)	5-1	2.08	9	9	0	0	0	47.2	22	14	11	4	1	25	42	4	0
	Dunedin (A)	5-4	3.52	18	16	0	0	0	99.2	91	42	39	5	2	28	83	5	1
2019	New Hampshire (AA)	11-9	3.74	26	24	1	1	0	144.1	125	71	60	12	9	53	116	9	1
	TORONTO (AL)	0-0	27.00	1	0	0	0	0	0.2	1	2	2	0	0	4	0	0	0
2020																		
									Did Not Pitch - Injured									
Minor League Totals		34-26	3.84	96	84	1	1	1	481.0	422	232	205	40	17	197	429	34	3

CAREER FIELDING

POS	G	PO	A	E	PCT	TC	DP
P	1	0	1	0	1.000	1	0



NON-ROSTER INVITEE

**BRANDON
DRURY**

84 INF

HT **6-2** WT **227** BT **R** TH **R**

OPENING DAY AGE: **28**
BIRTHDATE: **AUGUST 21, 1992**
BIRTHPLACE: **GRANTS PASS, OR**
RESIDES: **LAS VEGAS, NV**
MLB SERVICE TIME: **4 YEARS, 96 DAYS**
SIGNED BY: **BRETT EVERT (ATLANTA)**
HOW OBTAINED: **SIGNED AS A MINOR LEAGUE FREE AGENT
ON JANUARY 8, 2021**
CONTRACT STATUS: **SIGNED THROUGH 2021**

MEET THE MET

- Cites Troy Tulowitzki as a mentor...The two met through Drury's high school coach.
- Enjoys playing racquetball.

2020 SEASON

- Spent the first month of the season with Toronto, appearing in 21 games before being optioned to the team's Alternate Site on August 28...Was designated for assignment on August 31 and outrighted to the minors on September 4.
- Was 2-4 with a walk in his season debut, then went 5-42 (.119) with one RBI, two runs scored and one walk in his last 20 games.

2019 SEASON

- Played six different positions over the course of the season: first base (12 games), second base (16 games), third base (65 games), shortstop (five games), left field (eight games) and right field (18 games).
- Notched several notable home run "firsts": His first home run as a Blue Jay (April 19 at Oakland), first walk-off home run (April 26 vs. Oakland), first extra-inning home run (April 28 vs. Oakland), first career multi-homer game (July 27 vs. Tampa Bay) and first career grand slam (August 12 vs. Texas).
- Recorded a career-high 10 total bases in his multi-homer effort on July 27 vs. Tampa Bay.

2018 SEASON

- Played three separate stints with the Yankees after he was traded to New York at the start of spring training...Was dealt to Toronto mid-season in a three-player trade for LHP J.A. Happ.
- Was named to the International League All-Star team.
- Was limited to just 26 major league games due to injuries... Missed a month with severe migraines and suffered a season-ending fractured left hand on August 4.

2017 SEASON

- Tied for seventh in the NL with 37 doubles.
- Ranked second in the majors with a .414 (24-58) average in Interleague games...Recorded an RBI in eight consecutive games vs. AL clubs...His 1.271 OPS in Interleague play was third in the majors.
- Recorded a career-high six RBI on June 21 at Colorado, going 4-6 with a run and a double.

CAREER BESTS

HITS, GAME
4 hits

6x, last, 7/27/19,
Toronto vs. Tampa Bay

HOME RUNS, GAME
2 home runs

7/27/19, Toronto vs. Tampa Bay

MULTI-HR GAMES
1 multi-home run game
7/27/19, Toronto vs. Tampa Bay

LEADOFF HR
None

INSIDE-THE-PARK HR
None

WALK-OFF HOME RUNS
1 walk-off home run
4/26/19, Toronto vs. Oakland

PINCH-HIT HOME RUNS
None

RBI, GAME
6 RBI
6/21/17, Arizona at Colorado

STOLEN BASES, GAME
1 stolen base
2x, last, 4/24/17,
Arizona vs. San Diego

HITTING STREAK
10 games
9/28/16-4/8/17

GRAND SLAMS
1 grand slam
8/12/19, Toronto vs. Texas

DRURY, BRANDON

POSTSEASON

- Made his postseason debut in the NL Wild Card Game vs. Colorado.
- Belted a pinch-hit, three-run home run off Brandon Morrow in Game 2 of the NLDS at Dodger Stadium.

2016 SEASON

- Ranked among the top NL rookies in doubles (31, second), total bases (211, tied for second), extra-base hits (48, third), RBI (53, fourth), batting average (.282, fourth) and homers (16, sixth).
- Was the NL Co-Player of the Week for September 12-18 after hitting .500 (14-28) with 10 runs scored, three doubles, four homers, seven RBI and six walks in seven games.
- Was one of six players to make at least 25 starts at both third base and the outfield.
- Set a D-backs rookie record with 31 doubles.
- Had three walk-off RBI: Game-winning single on July 16 vs. Los Angeles-NL, a sac fly on August 24 vs. Atlanta and a walk-off single on September 18 vs. the Dodgers.

2015 SEASON

- Began the year with Mobile (AA) and was promoted to Reno (AAA) on June 23...Was recalled to the Diamondbacks on September 1 and made his major league debut that night at Colorado as the starting third baseman.
- Collected his first major league hit on September 2 at Colorado, a single off Jon Gray.
- Hit his first career home run on September 22 at Los Angeles-NL, a ninth-inning, three-run home run off Adam Liberatore.
- Was named a First-Team Minor League All-Star and the Southern League's Best Second Baseman by *Baseball America*...Was a *MiLB.com* Organizational All-Star.
- Ranked by *Baseball America* as the No. 3 D-backs prospect and No. 94 prospect in the majors.

2014 SEASON

- Named a California League mid-season All-Star.
- Was the Southern League Hitter of the Week for August 11-18.
- Participated in the Arizona Fall League Rising Stars Game and was named to the All-Prospect Team after playing for Salt River.

2013 SEASON

- Led all minor leaguers with 51 doubles in his first season in the D-backs organization.

- Was a mid- and post-season Midwest League All-Star...Was the ML Hitter of the Week for May 27-June 3.

2012 SEASON

- Entered the season ranked as the No. 10 Braves prospect (*Baseball America*).

2011 SEASON

- Named the Appalachian League co-Player of the Year...Was an Appy League post-season All-Star...Led the league in hits and ranked second in average and doubles.
- Named the Braves' Rookie-Level Player of the Year.

2010 SEASON

- Made his pro debut with the GCL Braves (R).

BACKGROUND

- Brandon S. Drury graduated from Grants Pass (OR) High School.

CAREER TRANSACTIONS

- Selected by the Atlanta Braves in the 13th round of the 2010 First-Year Player Draft.
- Acquired by the Arizona Diamondbacks along with INF Nick Ahmed, RHP Randall Delgado, INF Martín Prado and RHP Zeke Spruill in exchange for INF Chris Johnson and OF Justin Upton on January 24, 2013.
- Acquired by the New York Yankees in a three-team trade with Arizona and Tampa Bay on February 20, 2018...New York-AL sent RHP Taylor Widener to Arizona and INF/OF Nick Solak to Tampa Bay...Tampa Bay traded OF Steven Souza Jr. to Arizona...Arizona traded LHP Anthony Banda and a player-to-be-named-later to Tampa Bay.
- On the 10-Day Disabled List, April 7-May 14, 2018, with severe migraines.
- Acquired by the Toronto Blue Jays along with OF Billy McKinney in exchange for LHP J.A. Happ on July 26, 2018.
- On the 10-Day Injured List, August 7, 2018, with a fractured left hand...Transferred to the 60-Day IL on September 26...Missed the rest of the season.
- On the 10-Day Injured List, July 1-26, 2020, with an undisclosed injury.
- Signed by the New York Mets as a minor league free agent on January 8, 2021.

CAREER STATISTICS

YEAR	TEAM	AVG	G	AB	R	H	2B	3B	HR	RBI	SH	SF	HBP	BB	SO	SB	CS	SLG	OBP	E
2010	GCL Braves (R)	.198	52	192	20	38	7	1	3	17	1	1	4	9	50	2	2	.292	.248	5
2011	Danville (R)	.347	63	265	40	92	23	0	8	54	0	3	4	6	35	3	0	.525	.367	8
2012	Rome (A)	.229	123	445	47	102	22	3	6	51	3	5	7	20	73	3	4	.333	.270	9
2013	South Bend (A)	.302	134	526	78	159	51	4	15	85	0	5	5	47	92	1	1	.500	.362	13
2014	Visalia (A)	.300	107	430	73	129	35	1	19	81	0	2	5	41	76	4	3	.519	.366	13
	Mobile (AA)	.295	29	105	12	31	7	0	4	14	0	2	2	7	19	0	0	.476	.345	1
2015	Mobile (AA)	.278	67	273	22	76	14	1	3	36	0	5	2	11	41	4	5	.370	.306	9
	Reno (AAA)	.331	63	251	43	83	26	0	2	25	0	2	2	21	35	0	2	.458	.384	4
	ARIZONA (NL)	.214	20	56	3	12	3	0	2	8	0	0	1	2	8	0	0	.375	.254	1
2016	Reno (AAA)	.143	3	14	2	2	0	0	0	0	0	0	0	1	1	0	0	.143	.200	0
	ARIZONA (NL)	.282	134	461	59	130	31	1	16	53	0	4	3	31	100	1	1	.458	.329	6
2017	ARIZONA (NL)	.267	135	445	41	119	37	2	13	63	0	2	5	28	103	1	1	.447	.317	11
2018	Trenton (AA)	.263	6	19	4	5	0	0	1	2	0	1	0	5	10	0	0	.421	.400	0
	Scranton/WB (AAA)	.291	56	199	30	58	13	1	5	30	0	0	4	32	58	3	1	.442	.400	5
	NEW YORK (AL)	.176	18	51	2	9	2	0	1	7	0	0	1	5	12	0	0	.275	.263	3
	TORONTO (AL)	.154	8	26	3	4	2	0	0	3	0	0	1	2	8	0	0	.231	.241	1
2019	TORONTO (AL)	.218	120	418	43	91	21	1	15	41	0	3	1	25	113	0	1	.380	.262	5
2020	TORONTO (AL)	.152	21	46	3	7	1	0	0	1	0	1	0	2	9	0	0	.174	.184	0
Minor League Totals		.285	703	2719	371	775	198	11	66	395	4	26	35	200	490	20	18	.439	.339	67
Major League Totals		.248	456	1503	154	372	97	4	47	176	0	10	12	95	353	2	3	.411	.296	27

CAREER PLAYOFF STATISTICS

YEAR	RND	TEAM/OPP	AVG	G	AB	R	H	2B	3B	HR	RBI	SH	SF	HBP	BB	SO	SB	CS	SLG	OBP	E
2016	NLWC	ARI vs. COL	.000	1	1	0	0	0	0	0	0	0	0	0	0	0	0	0	.000	.000	0
	NLDS	ARI vs. LAD	.200	2	5	1	1	0	0	1	3	0	0	0	0	2	0	0	.800	.200	0
Postseason Totals			.167	3	6	1	1	0	0	1	3	0	0	0	0	2	0	0	.667	.167	0

CAREER FIELDING

POS	G	PO	A	E	PCT	TC	DP
1B	15	104	7	0	1.000	111	6
2B	163	211	353	13	.977	577	81
3B	137	84	201	12	.960	297	23
SS	9	9	17	0	1.000	26	2
OF	114	184	0	2	.989	186	0

HOME RUN IN FIRST AT-BAT

In 2019, three Mets homered in their first at-bat with the club, including two in a three-day span...The following is a complete list of players who have hit home runs in their first at-bat with the Mets.

Player

Date

Benny Ayala August 27, 1974*
 Mike Fitzgerald September 13, 1983*
 Rick Cerone April 9, 1991
 Jose Vizcaino April 4, 1994
 (walked in his first plate appearance)
 Todd Pratt July 4, 1997
 Mike Bordick July 29, 2000#

Player

Date

Bubba Trammell July 30, 2000
 Kazuo Matsui April 6, 2004#*
 Mike Jacobs August 21, 2005*
 Robinson Canó March 28, 2019
 Rajai Davis May 22, 2019
 Aaron Altherr May 24, 2019

#First Pitch *First major league at-bat



NON-ROSTER INVITEE

JERAD

EICKHOFF

43 RHP

@Eickough19

@jeickhoff19

HT	6-4	WT	246	BT	R	TH	R
----	-----	----	-----	----	---	----	---

OPENING DAY AGE: 30
 BIRTHDATE: JULY 2, 1990
 BIRTHPLACE: EVANSVILLE, IN
 RESIDES: EVANSVILLE, IN
 MLB SERVICE TIME: 4 YEARS, 34 DAYS
 SIGNED BY: DEREK LEE (TEXAS)
 HOW OBTAINED: SIGNED AS A MINOR LEAGUE FREE AGENT ON DECEMBER 21, 2020
 CONTRACT STATUS: SIGNED THROUGH 2021

2020 SEASON

- Began the season with the San Diego Padres where he spent the majority of the year at the team's Alternate Training Site... Had his contract purchased on August 2 and was outrighted the following day.
- Signed with the Texas Rangers on August 29 and spent the remainder of the year at the team's Alternate Training Site.

2019 SEASON

- Began the season with Lehigh Valley (AAA)...Was recalled by the Phillies on April 16 after making two starts.
- Had an 11.0-inning scoreless streak from May 3-14 and tossed a career-high 8.0 innings on May 8 at St. Louis.

2018 SEASON

- Returned from a right lat strain at the end of August to make three appearances (one start)...His appearance on September 8 at Citi Field was his first career relief outing and his first major league appearance since August 30, 2017.
- Made his first start of the season on September 28 vs. Atlanta, his first start in 394 days.

2017 SEASON

- Made his second career Opening Day roster.
- Held opponents to a .218 average (29-133) with runners in scoring position, the sixth-lowest among all NL pitchers and ninth-lowest in the majors (min. 160 batters faced with RISP).

2016 SEASON

- Made his first career Opening Day roster as a member of the Philadelphia Phillies.
- Tied for third in the NL in starts (33), fourth in walks per nine innings (1.92), tied for sixth in quality starts (20), tied for eighth in innings (197.1) and ninth in K/BB ratio (3.98).

2015 SEASON

- Made his major league debut on August 21 at Miami, receiving the win as he tossed 6.0 scoreless innings with five strikeouts...Became the first Phillies starter since Cole Hamels on May 12, 2006 to not allow a run in his ML debut.
- Named Phillies Minor League Pitcher of the Week from August 3-9.

2014 SEASON

- Spent the entire 2014 season with Frisco (AA)...Led the Texas League in strikeouts (144) and finished third in innings (154.1), fourth in WHIP (1.17) and tied for eighth in wins (10).

CAREER BESTS

WIN STREAK

2 games

3x, last, 9/7-13/16

LOSS STREAK

3 games

2x, last 5/5-5/16/16

STRIKEOUTS, GAME

10 strikeouts

2x, last, 10/1/15, Philadelphia vs. New York-NL

LONGEST OUTING, STARTER

8.0 innings

5/18/19, Philadelphia at St. Louis

LONGEST OUTING, RELIEVER

4.0 innings

4/16/19, Philadelphia vs. New York-NL

MOST WALKS, GAME

5 walks

6/2/17, Philadelphia vs. San Francisco

SCORELESS STREAK

12.0 innings

6/7/16-6/18/16

2012 SEASON

- Spent the full 2012 campaign with Class-A Hickory, going 13-7 with a 4.69 ERA (66 earned runs/126.2 innings) in 26 appearances (25 starts).

2011 SEASON

- Split his first professional season in 2011 between the AZL Rangers (R) and Spokane (A).

BACKGROUND

- Jerad Joseph Eickhoff graduated from Mater Dei (IL) High School before attending Olney Central Community College (IL).
- Earned Great Rivers Athletic Conference Pitcher of the Year honors as a sophomore...Named both an academic and athletic All-American at Olney.
- Hobbies include golfing and being outdoors.

CAREER TRANSACTIONS

- Selected by the Texas Rangers in the 15th round of the 2011 First-Year Player Draft.
- Acquired by Philadelphia from Texas on July 31, 2015 along with LHP Matt Harrison, C Jorge Alfaro, OF Nick Williams, RHP Alec Asher and RHP Jake Thompson in exchange for LHP Cole Hamels, LHP Jake Diekman and cash considerations.

- On the 10-Day Disabled List, June 20 (retro to June 18)-July 8, 2017, with an upper back strain.
- On the 10-Day Disabled List, August 31, 2017, with nerve irritation in his right hand...Transferred to the 60-Day DL on September 2...Missed the rest of the season.
- On the 10-day Disabled List, March 29, 2018, with a right lat strain...Transferred to the 60-Day DL on May 30...Reinstated from the 60-day DL on September 3.
- On the 10-day Injured List, June 17, 2019, with right biceps tendinitis...Transferred to the 60-day IL on August 14...Reinstated from the 60-day IL on August 19.
- On the 60-day Injured List, September 1, 2019, with a right middle finger blister/laceration... Missed the rest of the season.
- Signed by the San Diego Padres as a minor league free agent on December 27, 2019.
- Signed by the Texas Rangers as a minor league free agent on August 29, 2020.
- Signed by the New York Mets as a minor league free agent on December 21, 2020.

CAREER STATISTICS

YEAR	TEAM	W-L	ERA	G	GS	CG	SHO	SV	IP	H	R	ER	HR	HB	BB	SO	WP	BK
2011	AZL Rangers (R)	0-1	1.93	4	0	0	0	1	4.2	1	1	1	0	0	1	4	1	0
	Spokane (A)	1-1	2.51	10	0	0	0	2	14.1	8	4	4	1	0	3	18	0	0
2012	Hickory (A)	13-7	4.69	26	25	0	0	0	126.2	132	75	66	22	5	38	90	8	2
	Myrtle Beach (A)	7-3	3.41	21	21	0	0	0	116.0	110	52	44	9	7	26	80	11	0
2013	Frisco (AA)	1-1	7.45	6	6	0	0	0	29.0	34	24	24	6	1	14	13	1	0
	Frisco (AA)	10-9	4.08	27	26	0	0	0	154.1	129	76	70	17	7	52	144	12	0
2014	Frisco (AA)	1-0	2.07	2	2	0	0	0	10.0	7	3	3	2	1	3	14	3	0
	Round Rock (AAA)	9-4	4.25	18	17	0	0	0	101.2	95	49	48	12	4	33	93	4	1
2015	Lehigh Valley (AAA)	2-1	2.49	3	3	0	0	0	21.2	17	6	6	1	0	3	19	1	0
	PHILADELPHIA (NL)	3-3	2.65	8	8	0	0	0	51.0	40	16	15	5	0	13	49	1	0
2016	PHILADELPHIA (NL)	11-14	3.65	33	33	0	0	0	197.1	187	88	80	30	8	42	167	6	2
	Reading (AA)	0-1	1.80	1	1	0	0	0	5.0	2	1	1	1	0	1	5	0	0
2017	PHILADELPHIA (NL)	4-8	4.71	24	24	0	0	0	128.0	142	74	67	16	5	53	118	6	1
	Reading (AA)	0-0	5.40	1	1	0	0	0	3.1	5	3	2	1	0	1	3	0	0
2018	Lehigh Valley (AAA)	0-0	2.41	4	4	0	0	0	18.2	17	6	5	1	2	8	10	0	0
	Clearwater (A)	0-1	3.00	3	3	0	0	0	9.0	3	3	3	2	0	4	10	0	0
2019	PHILADELPHIA (NL)	0-1	6.75	3	1	0	0	0	5.1	10	4	4	1	0	0	11	0	0
	Lehigh Valley (AAA)	3-1	4.67	4	4	0	0	0	17.1	13	10	9	3	2	8	16	0	0
2020	PHILADELPHIA (NL)	3-4	5.71	12	10	0	0	1	58.1	58	37	37	18	2	18	51	0	0
	Clearwater (A)	0-0	3.38	2	2	0	0	0	2.2	3	1	1	0	1	1	2	0	0
	Reading (AA)	0-1	9.82	2	2	0	0	0	7.1	8	8	8	2	0	3	6	1	1
	Minor League Totals	47-31	4.14	134	117	0	0	3	641.2	584	322	295	80	30	199	527	42	4
Major League Totals		21-30	4.15	80	76	0	0	1	440.0	437	219	203	70	15	126	396	13	3

CAREER FIELDING

POS	G	PO	A	E	PCT	TC	DP
P	80	33	56	2	.978	91	7



JEURYS FAMILIA

27 RHP

@jeurysfamilia

HT **6-3** WT **246** BT **R** TH **R**

OPENING DAY AGE: **31**
BIRTHDATE: **OCTOBER 10, 1989**
BIRTHPLACE: **SANTO DOMINGO, DR**
RESIDES: **YAGUATE, SAN CRISTOBAL, DR**
MLB SERVICE TIME: **8 YEARS, 23 DAYS**
SIGNED BY: **ISMAEL CRUZ & MARCELINO VALLEJO**
HOW OBTAINED: **SIGNED AS A FREE AGENT ON
DECEMBER 14, 2018**
CONTRACT STATUS: **SIGNED THROUGH 2021**

☆ **ALL-STAR: 2016** 🏆 **MLB SAVES LEADER: 2016** 🏆 **STERLING ORGANIZATIONAL PITCHER OF THE YEAR: 2009**

MEET THE MET

- Built a house for his parents in the Dominican Republic... Finished it in 2015.
- During the COVID-19 pandemic, delivered 400 bags of food in late April 2020 to his neighborhood near Yaguatae in the Dominican Republic.
- Enjoys listening to music and playing video games.

CAREER HIGHLIGHTS

- Named a 2016 National League All-Star.
- Led the majors with 51 saves in 2016, setting a single-season franchise record...Was the 13th pitcher in major league history to reach the 50-save plateau.
- Has 123 career saves with the Mets (third-most all-time).
- Has the fifth-lowest home run rate (0.53 HR/9) over the last six seasons (min. 200.0 innings) behind Zach Britton (0.34 HR/9), Aroldis Chapman (0.46), Brad Ziegler (0.49) and Mark Melancon (0.50).
- Set a single-season postseason franchise record with five saves in 2015...Recorded a 0.61 ERA (one earned run/14.2 innings) in those playoffs.

2020 SEASON

- Led Mets relievers with 26.2 innings.
- Had a 2.51 ERA (four earned runs/14.1 innings) in his final 13 outings after logging a 5.11 ERA (seven earned runs/12.1 innings) in his first 12 games.
- Set a career high with four strikeouts on August 12 vs. Washington.

2019 SEASON

- Made at least 60 appearances for the fifth time in his last six seasons...Since 2014, he ranks fifth in the majors with 392 appearances...His 66 appearances tied with Edwin Díaz for the team lead.
- Pitched to a 2.75 ERA (six earned runs/19.2 innings pitched) in 24 appearances in July and August...Went 2-1 with 25 strikeouts and one home run allowed in 19.2 innings pitched in that span.
- Issued a career-high 42 walks, 39 runs, and seven home runs.

2018 SEASON

- Was dealt to the A's on July 21...Prior to being traded to Oakland, was 4-4 with 17 saves and a 2.88 ERA (13 earned runs/40.2 innings) in 40 games for the Mets...With Oakland, saved one ballgame in 30 appearances, recording a 3.45 ERA (12 earned runs/31.1 innings).
- Was on the 10-Day Disabled List, June 8 (retroactive to June 7)-June 17 with a sore right shoulder.

CAREER BESTS

WIN STREAK
5 games
7/6/18-8/28/18

LOSS STREAK
3 games
5/29/16-7/28/16

STRIKEOUTS, GAME
4 strikeouts
8/12/20 vs. Washington

LONGEST OUTING, STARTER
4.0 innings
10/1/12 at Miami

LONGEST OUTING, RELIEVER
2.1 innings
2x, last, 6/7/14 at San Francisco

MOST WALKS, GAME
6 walks
10/1/12 at Miami

SCORELESS STREAK
17.0 innings
6/8/16-7/19/16

- His eight wins marked a career-high and were tied for the third-most by a reliever.
- Led the Mets with 17 saves and ranked 10th in the NL despite being traded to the AL in July.
- Combined to fan 83 batters in 72.0 innings between Oakland and New York...His 10.38 K/9 ratio was a career-high mark...With Oakland, whiffed 11.49 batters per nine innings (40 strikeouts/31.1 innings).
- Allowed three homers, tied for the third-fewest among all pitchers who threw at least 70.0 innings...Had a 40.1-inning homerless streak from May 13-August 28 that spanned 37 appearances.
- Did not allow an earned run in 15 consecutive appearances from July 1-August 8...During that time, allowed one run, unearned, on six hits with three walks and 18 strikeouts in 17.0 innings.

POSTSEASON

- Pitched a scoreless, 1-2-3 eighth inning in the AL Wild Card Game for Oakland.

2017 SEASON

- Underwent surgery to repair a blockage of the posterior circumflex humeral artery on his right side on May 12...The surgery was performed by Dr. Robert Thompson in St. Louis.
- Activated from the Restricted List on April 19... Missed the first 15 games of the year...Tossed 2.0 scoreless innings in two minor league outings.
- Had six saves...Passed Billy Wagner to move into fourth place on the franchise all-time saves list.
- Had two saves in 3.1 scoreless innings over four games for the Dominican Republic in the WBC.

2016 SEASON

- Led the majors with 51 saves...Was the first Mets reliever to lead the majors in saves...John Franco led the NL in saves in 1990 and 1994...Set a franchise record for saves in a single season...Set the team record with his 44th save on August 31 vs. Miami...Armando Benitez (2001) and Familia (2015) held the previous mark with 43 saves.
- Was the first Dominican-born reliever to notch 50 or more saves in a season...José Valverde (2011) and Francisco Cordero (2004) each had 49 saves.
- Became the 13th pitcher to reach the 50-save plateau and his 51 saves were tied for the ninth-most in major league history.
- Recorded 52 straight saves in the regular season from August 1, 2015-July 26, 2016, the longest streak in team history and the third-longest streak in major league history...Eric Gagne (84 consecutive saves) owns the longest while Tom Gordon (54 straight) is second.

- Recorded his 100th career save to clinch the NL Wild Card on October 1 at Philadelphia.
- Named to his first All-Star team...Did not pitch.
- Had a save in a team-record 14 straight appearances from June 21-July 26.
- Posted a career-best 17.0 scoreless inning streak from June 8-July 19.

POSTSEASON

- Suffered the loss in New York's Wild Card game vs. San Francisco...Surrendered a three-run home run to the Giants' Conor Gillaspie in the ninth inning.

2015 SEASON

- Finished third in the majors with 43 saves... Tied the club's then-single-season save record closing out a 1-0 win on the last day of the season, October 4 vs. Washington.
- Was tied for the seventh-lowest ERA in team history (min. 70.0 innings).
- Recorded the final three outs in the Mets' 10-2 win on September 26 at Cincinnati that clinched the NL East division title.

POSTSEASON

- Allowed one earned run in 14.2 innings (0.61 ERA) during the postseason...Had three blown saves in the World Series (Games 1, 4 and 5).
- Set a single-season postseason franchise record with five saves...Had three NLCS saves which tied a NLCS record...Recorded the final three outs in Game 4 of the NLCS at Chicago.
- Retired all 16 batters he faced in the NLDS vs. Los Angeles...Pitched 2.0 perfect innings for the save in a 3-2 Game 5 NLDS win...Became the third pitcher to have a perfect six-out save in a winner-take-all postseason game, joining the Cardinals' Bruce Sutter (Game 7, 1982 World Series) and the Mets' Jesse Orosco (Game 7, 1986 World Series).
- Closed out Game 1 of the NLDS at Los Angeles with a four-out save in a 3-1 win.

2014 SEASON

- Established a franchise rookie record with 76 appearances...Led all major league rookies in games pitched.
- Had 23 holds, the most by a rookie in team history.
- Underwent bilateral sports hernia surgery on October 25, 2014...Dr. Bill Meyers performed the procedure in Philadelphia.
- Earned his first major league win on April 25 vs. Miami with 1.0 scoreless inning in a 4-3 triumph.
- Collected his first major league hit, a single, on May 28 vs. Pittsburgh (off Bryan Morris).

2013 SEASON

- Underwent right elbow surgery on June 5 at the Hospital for Special Surgery to remove bone spurs and loose bodies...Mets Medical Director Dr. David Altchek performed the procedure.

2012 SEASON

- Made his major league debut on September 4 throwing 1.0 scoreless inning.
- Made his first major league start on October 1 at Miami...Tossed 4.0 scoreless innings.

2010 SEASON

- Played for the World Team in the XM Radio Futures Game.

2009 SEASON

- Named the Sterling Organizational Pitcher of the Year for Savannah (A) of the South Atlantic League, emblematic of the team's MVP.

BACKGROUND

- Jeurys Familia (pronounced Jeh-ohh-reeese) graduated from Liceo Analilian Miranda High School in 2007.
- Was honored at the 2016 Thurman Munson Dinner for his success and inspiration on the field of play and community outreach efforts.
- Was an elf at the 2014 Mets Holiday Party, which is held annually for local school children.

CAREER TRANSACTIONS

- Signed by the New York Mets as a non-drafted free agent on July 13, 2007.
- On the 15-Day Disabled List, May 9-September 14, 2013, after undergoing right elbow surgery to remove bone spurs and loose bodies.
- On the Restricted List from April 2-19, 2017.
- On the 10-Day Disabled List, May 11-August 25, 2017, with an arterial clot in his right shoulder.
- On the 10-Day Disabled List, June 8 (retroactive to June 7)-June 17, 2018 with a sore right shoulder.
- Acquired by the Oakland Athletics on July 21, 2018 in exchange for RHP Bobby Wahl, INF Will Toffey and international pool money.
- Signed as a free agent by the New York Mets to a three-year contract on December 13, 2018.
- On the 10-Day Injured List, May 1-12, 2019, with a sore right shoulder
- On the 10-Day Injured List, June 18-July 3, 2019 with a Bennett Lesion in his right shoulder.

FIRST BATTER FACED

Here is a look at how some notable Mets fared against their first batter.

Pitcher	Date	Opponent	Batter	Result
Tug McGraw	4/18/65 (G2)	vs. San Francisco	Orlando Cabrera	Struck out looking
Nolan Ryan	9/11/66	vs. Atlanta	Pat Jarvis	Struck out swinging
Tom Seaver	4/13/67	vs. Pittsburgh	Matty Alou	Doubled to rightfield
Jerry Koosman	4/14/67	at Philadelphia	Clay Dalrymple	Grounded out to first
Jon Matlack	7/11/71 (G2)	at Cincinnati	Pete Rose	Grounded out to third
Ron Darling	9/6/83	vs. Philadelphia	Joe Morgan	Struck out swinging
Dwight Gooden	4/7/84	at Houston	Bill Doran	Grounded out to second
David Cone	4/11/87	vs. Atlanta	Dion James	Struck out swinging
Al Leiter	4/2/98	vs. Philadelphia	Doug Glanville	Singled to centerfield
Pedro Martinez	4/4/05	at Cincinnati	D'Angelo Jimenez	Flied out to centerfield
Johan Santana	3/31/08	at Florida	Hanley Ramirez	Struck out looking
Jacob deGrom	5/15/14	vs. Yankees	Brett Gardner	Flied out to right
Noah Syndergaard	5/12/15	at Chicago-NL	Dexter Fowler	Struck out swinging
Steven Matz	6/28/15	vs. Cincinnati	Brandon Phillips	Home Run
Marcus Stroman	8/3/19	at Pittsburgh	Adam Frazier	Singled to left

CAREER STATISTICS

YEAR	TEAM	W-L	ERA	G	GS	CG	SHO	SV	IP	H	R	ER	HR	HB	BB	SO	WP	BK
2008	GCL Mets (A)	2-2	2.79	11	11	0	0	0	51.2	46	20	16	2	3	13	38	4	2
2009	Savannah (A)	10-6	2.69	24	23	0	0	0	134.0	109	49	40	3	12	46	109	17	5
2010	St. Lucie (A)	6-9	5.58	24	24	0	0	0	121.0	117	87	75	7	15	74	137	25	3
2011	St. Lucie (A)	1-1	1.49	6	6	0	0	0	36.1	21	7	6	1	1	8	36	1	0
	Binghamton (AA)	4-4	3.49	17	17	0	0	0	87.2	85	43	34	10	8	35	96	10	0
2012	Buffalo (AAA)	9-9	4.73	28	28	1	0	0	137.0	145	84	72	8	4	73	128	13	2
	METS	0-0	5.84	8	1	0	0	0	12.1	10	8	8	0	0	9	10	0	0
2013	Brooklyn (A)#	0-0	0.00	1	1	0	0	0	1.0	1	1	0	0	0	0	0	0	0
	St. Lucie (A)#	0-1	3.00	3	1	0	0	0	3.0	2	1	1	0	0	2	3	2	0
	Las Vegas (AAA)	0-0	0.00	4	0	0	0	1	5.0	5	0	0	0	0	1	4	0	0
	METS	0-0	4.22	9	0	0	0	1	10.2	12	5	5	2	0	9	8	3	0
2014	METS	2-5	2.21	76	0	0	0	5	77.1	59	26	19	3	2	32	73	9	0
2015	METS	2-2	1.85	76	0	0	0	43	78.0	59	16	16	6	2	19	86	4	0
2016	METS	3-4	2.55	78	0	0	0	51	77.2	63	25	22	1	1	31	84	3	0
2017	METS	2-2	4.38	26	0	0	0	6	24.2	21	14	12	1	1	15	25	1	0
	St. Lucie (A)#	0-0	0.00	3	0	0	0	0	3.0	1	0	0	0	0	2	5	0	0
	Binghamton (AA)#	0-0	0.00	1	0	0	0	0	1.0	0	0	0	0	0	0	1	0	0
	Brooklyn (A)#	0-0	0.00	2	0	0	0	0	2.0	1	0	0	0	0	0	1	0	0
2018	METS	4-4	2.88	40	0	0	0	17	40.2	36	13	13	1	2	14	43	1	0
	OAKLAND (AL)	4-2	3.45	30	0	0	0	1	31.1	24	13	12	2	0	14	40	1	0
2019	METS	4-2	5.70	66	0	0	0	0	60.0	62	39	38	7	3	42	63	3	0
2020	METS	2-0	3.71	25	0	0	0	0	26.2	20	11	11	2	3	19	23	1	0
Minor League Totals		32-32	3.75	126	111	1	0	1	585.0	534	292	244	31	43	254	562	72	12
Major League Totals		23-21	3.20	434	1	0	0	124	439.1	366	170	156	25	14	204	455	26	0

rehabilitation assignment

CAREER PLAYOFF STATISTICS

YEAR	RND	TEAM/OPP	W-L	ERA	G	GS	CG	SHO	SV	IP	H	R	ER	HR	HB	BB	SO	WP	BK
2015	NLDS	NYM vs. LAD	0-0	0.00	4	0	0	0	2	5.1	0	0	0	0	0	3	0	0	
		NLCS	NYM vs. CHC	0-0	0.00	4	0	0	0	3	4.1	2	0	0	0	2	3	0	0
		WS	NYM vs. KC	0-0	1.80	4	0	0	0	5.0	3	2	1	1	0	0	3	0	0
2016	NLWC	NYM vs. SF	0-1	27.00	1	0	0	0	0	1.0	2	3	3	1	0	1	1	0	0
2018	ALWC	OAK vs. NYY	0-0	0.00	1	0	0	0	0	1.0	0	0	0	0	0	0	1	0	0
Postseason Totals			0-1	2.16	14	0	0	0	5	16.2	7	5	4	2	0	3	11	0	0

ALL-STAR GAME

YEAR	LEAGUE/SITE	W-L	ERA	G	GS	CG	SHO	SV	IP	H	R	ER	HR	HB	BB	SO	WP	BK
2016	NL/SAN DIEGO																	

Did Not Pitch

WORLD BASEBALL CLASSIC

YEAR	CLUB	W-L	ERA	G	GS	CG	SHO	SV	IP	H	R	ER	HR	HB	BB	SO	WP	BK
2017	Dominican Republic	0-0	0.00	4	0	0	0	2	3.1	2	0	0	0	0	0	7	0	0

MAJOR LEAGUE HITTING TOTALS

YEAR	TEAM	AVG.	G	AB	R	H	2B	3B	HR	RBI	SH	SF	HBP	BB	SO	SB	CS	SLG	OBP	E
2019	METS	---	61	0	0	0	0	0	0	0	0	0	0	0	0	0	0	---	---	0
Career Totals		.400	361	5	0	2	0	0	0	1	0	0	0	2	0	0	0	.400	.400	4

Last Home Run — None

Most Hits, Game — 1, 2x, last, July 30, 2014 vs. Philadelphia

Most RBI, Game — 1, July 30, 2014 vs. Philadelphia

CAREER FIELDING

POS	G	PO	A	E	PCT	TC	DP
P	434	21	57	4	.951	82	4



NON-ROSTER INVITEE

JOHNESHWY
FARGAS

81 OF

@Johneshwy

HT 5-11 WT 187 BT R TH R

OPENING DAY AGE: 26
 BIRTHDATE: DECEMBER 15, 1994
 BIRTHPLACE: CAROLINA, PR
 RESIDES: CAROLINA, PR
 MLB SERVICE TIME: 0 YEAR, 0 DAYS
 SIGNED BY: JUNIOR ROMAN (SAN FRANCISCO)
 HOW OBTAINED: SIGNED AS A MINOR LEAGUE FREE AGENT
 ON NOVEMBER 4, 2020
 CONTRACT STATUS: SIGNED THROUGH 2021

2020 SEASON

- Attended Spring Training with the Mets and hit for the cycle on March 5 against the Cardinals... Finished the game going 4-4 with two runs, a stolen base and two RBI.
- Was a member of the team's 60-Man Player Pool and spent the entire season at the team's Alternate Training Site in Brooklyn.

2019 SEASON

- Spent the entire season with Richmond (AA) of the Eastern League in the Giants' system.
- Lead the Eastern League and ranked fourth among all minor league players with 50 stolen bases.

2018 SEASON

- Batted .288 in 89 games with the San Jose Giants (A) of the California League.
- Lead the California League and the Giants organization with 47 stolen bases.
- Was named a CAL Mid-Season All-Star.

2017 SEASON

- Limited to a combined 68 games between the San Jose Giants and the Augusta GreenJackets (A) due to injury.

2015 SEASON

- Selected to the South Atlantic League All-Star team with Augusta.
- Stole a career-high 59 bases...Ranked second in the SAL.

2014 SEASON

- Spent the entire season with the Salem-Keizer Volcanoes (A) of the Northwest League.
- Had a nine-game hitting streak from July 15-30... Hit .424 (14-for-33) with two doubles, two homers and 11 RBI.

2013 SEASON

- Made his pro debut with the AZL Giants (R).

BACKGROUND

- Johneshwy [juh-NESH-wee] Ali Fargas graduated from Puerto Rico Baseball Academy in Gurabo, PR.

CAREER TRANSACTIONS

- Selected by the San Francisco Giants in the 11th round of the 2013 First-Year Player Draft.
- Signed by the New York Mets as a minor league free agent on January 9, 2020 and again on November 4, 2020.

CAREER STATISTICS

YEAR	TEAM	AVG	G	AB	R	H	2B	3B	HR	RBI	SH	SF	HBP	BB	SO	SB	CS	SLG	OBP	E
2013	AZL Giants (R)	.299	30	77	21	23	4	0	2	1	0	3	9	11	8	3		.351	.393	0
2014	Salem-Keizer (A)	.240	49	167	33	40	6	0	3	13	4	1	12	24	27	15	6	.329	.373	3
2015	Augusta (A)	.278	102	410	71	114	19	2	2	35	3	1	16	28	65	59	19	.349	.347	6
2016	San Jose (A)	.172	36	134	14	23	0	3	0	9	4	0	3	12	40	9	7	.216	.255	5
	Augusta (A)	.275	83	291	31	80	11	3	2	25	2	1	5	24	57	32	9	.354	.340	3
2017	San Jose (A)	.194	31	103	15	20	4	2	2	11	0	1	1	3	24	5	1	.330	.222	1
	Augusta (A)	.205	37	117	14	24	6	1	1	10	1	0	7	6	24	10	7	.299	.285	3
2018	San Jose (A)	.288	90	278	47	80	9	2	8	32	4	3	9	21	49	47	16	.421	.354	6
2019	Richmond (AA)	.249	127	413	55	103	10	5	5	33	5	1	14	33	94	50	23	.334	.325	2
Minor League Totals		.255	585	1990	301	507	69	18	23	170	24	8	70	160	391	235	91	.342	.331	29



NON-ROSTER INVITEE

DREW

FERGUSON

89 OF

@_drewferguson
@_drewferguson20

HT 5-10 WT 179 BT R TH R

OPENING DAY AGE: 28
 BIRTHDATE: AUGUST 3, 1992
 BIRTHPLACE: KNOXVILLE, TN
 RESIDES: KNOXVILLE, TN
 MLB SERVICE TIME: 0 YEARS, 0 DAYS
 SIGNED BY: NICK VENUTO (HOUSTON)
 HOW OBTAINED: SELECTED IN THE MINOR LEAGUE PHASE OF THE RULE 5 DRAFT ON DECEMBER 10, 2020
 CONTRACT STATUS: SIGNED THROUGH 2021

FERGUSON, DREW

MEET THE MET

- Enjoys reading both fiction and non-fiction... During the 2020-2021 offseason, he read "Walden" by Henry David Thoreau and "Debt: The First 5,000 Years" by David Graeber.
- Is a film connoisseur...Went through different directors collections including Terrance Malik, Michael Haneke and Sam Wood.
- Recently switched to a vegan diet.

2020 SEASON

- Spent the entire season at the Astros' Alternate Training Site in Corpus Christi.

2019 SEASON

- Spent the entire season with Round Rock (AAA) in the Astros organization after being returned by San Francisco during spring training.

2018 SEASON

- Posted a career high .432 OBP.
- Was selected by San Francisco in the Rule 5 Draft after the season.

2017 SEASON

- Was a Texas League All-Star with Corpus Christi (AA).
- Named the Texas League Player of the Week for the period ending May 28.
- Was promoted to Fresno (AAA) on August 1 and finished the year at the Triple-A level.

2016 SEASON

- Before being promoted to Corpus Christi (AA), was leading the California League in OBP (.410) and OPS (.941).

2015 SEASON

- Made his professional debut with Tri-City (A)...Was named the New York-Penn League Player of the Week for the week of July 6...Earned a promotion to Quad Cities (A) one week later.

BACKGROUND

- Andrew Thomas Ferguson graduated from Knoxville Catholic High School (TN)...Set school records for runs scored and stolen bases.
- Attended Belmont University in Nashville, where he holds single season records for hits, doubles and runs scored...Was an All-Ohio Valley Conference First Team selection in 2015.

CAREER TRANSACTIONS

- Selected by the Houston Astros in the 19th round of the 2015 First-Year Player Draft.
- Selected in the second round of the Rule 5 Draft by San Francisco on December 13, 2018... Designated for assignment on March 21, 2019 by San Francisco Giants and returned to Houston on March 22, 2019.
- Selected by the New York Mets in the minor league phase of the 2020 Rule 5 Draft on December 10, 2020.

CAREER STATISTICS

YEAR	TEAM	AVG	G	AB	R	H	2B	3B	HR	RBI	SH	SF	HBP	BB	SO	SB	CS	SLG	OBP	E
2015	Tri-City (A)	.328	17	58	13	19	6	0	3	6	1	0	1	8	4	1	1	.586	.418	0
	Quad Cities (A)	.287	44	174	23	50	10	1	1	21	0	2	0	16	32	10	4	.374	.344	2
2016	Lancaster (A)	.313	90	326	70	102	25	2	14	69	2	6	13	45	82	28	9	.531	.410	1
	Corpus Christi (AA)	.327	15	52	14	17	4	1	3	7	0	0	0	6	13	2	0	.615	.397	1
2017	Corpus Christi (AA)	.292	84	312	55	91	18	0	8	32	1	0	5	45	77	15	5	.426	.390	1
	Fresno (AAA)	.223	29	103	11	23	7	0	1	9	0	0	0	12	21	3	1	.320	.304	1
2018	Fresno (AAA)	.305	65	233	43	71	11	3	4	29	1	2	10	46	61	6	4	.429	.436	3
	Tri-City (A)	.300	6	20	2	6	3	0	1	4	0	1	0	3	7	0	2	.600	.375	0
2019	Round Rock (AAA)	.281	115	402	83	113	19	6	11	57	0	3	10	68	105	27	7	.440	.395	3
Minor League Totals		.293	465	1680	314	492	103	13	46	234	5	14	39	249	402	92	33	.452	.394	12



NON-ROSTER INVITEE

RYLEY

GILLIAM

88 RHP

@RyleyGilliam
@ryleygilliam

HT 5-10 WT 177 BT R TH R

OPENING DAY AGE: 24
 BIRTHDATE: AUGUST 11, 1996
 BIRTHPLACE: MARIETTA, GA
 RESIDES: KENNESAW, GA
 MLB SERVICE TIME: 0 YEARS, 0 DAYS
 SIGNED BY: DANIEL COLES
 HOW OBTAINED: METS FIFTH-ROUND PICK IN THE 2018 FIRST-YEAR PLAYER DRAFT ON JUNE 18, 2018.
 CONTRACT STATUS: SIGNED THROUGH 2021

MEET THE MET

- Enjoys reading, particularly self-help books... Reads fiction occasionally as well and read "Don Quixote" during spring training in 2020 before the shutdown...Also enjoys watching anime.
- Is a huge Frank Sinatra fan...Enjoys listening to Bobby Vinton and Roy Caldwell...Also likes the crabcore metal genre.

2020 SEASON

- Attended Major League Spring Training and Summer Camp...Was a participant at the team's Alternate Training Site in Brooklyn, NY.

2019 SEASON

- Racked up 13.0 strikeouts per 9.0 innings (56 strikeouts/38.2 innings) while rising through the Mets' system from Single-A to Triple-A.
- Struck out two or more batters in 15 of his first 20 outings, while punching out three or more in nine of those games.

2018 SEASON

- Made his professional debut on July 8, tossing a scoreless inning with Brooklyn (A) against Staten Island (A).

- Did not allow a run in his first eight outings (8.0 innings)...Allowed just eight hits and four walks in that span.
- Finished his first season with a 2.08 ERA (four earned runs/17.1 innings), striking out 31 batters (16.1 K/9) and racking up five saves.
- Struck out a season-high four batters in 1.2 hitless innings on August 26 against Vermont.
- Held right-handed hitters to a .135 batting average (5-37) with just one extra-base hit on the season.

BACKGROUND

- Ryley Carswell Gilliam [GILL-um] attended Kennesaw Mountain (GA) High School before playing at Clemson University.
- Played for the United States collegiate national team in 2017.

CAREER TRANSACTIONS

- Selected by the New York Mets in the fifth round of the 2018 First-Year Player Draft.

CAREER STATISTICS

YEAR	TEAM	W-L	ERA	G	GS	CG	SHO	SV	IP	H	R	ER	HR	HB	BB	SO	WP	BK
2018	Brooklyn (A)	0-1	2.08	17	0	0	0	6	17.1	11	4	4	1	0	13	31	2	1
2019	St. Lucie (A)	0-0	2.53	7	0	0	0	2	10.2	8	3	3	0	0	2	16	0	0
	Binghamton (AA)	3-0	4.34	12	0	0	0	1	18.2	15	9	9	1	1	7	28	1	0
	Syracuse (AAA)	2-0	13.50	10	0	0	0	0	9.1	19	14	14	3	0	9	12	1	0
Minor League Totals		5-1	4.82	46	0	0	0	8	56.0	53	30	30	5	1	31	87	4	1

INDIVIDUAL SCORELESS STREAKS

Player	Year	Innings	Player	Year	Innings
1. R.A. Dickey	2012	32.2	T3. Tom Seaver	1971	31.0
2. Jerry Koosman	1973	31.2	6. Tom Seaver	1975	28.0
3. Jacob deGrom	2019-2020	31.0	7. Jesse Orosco	1983	27.2
T3. Dwight Gooden	1984	31.0	8. Pat Zachry	1980	27.0
T3. Bartolo Colón	2015	31.0			



NON-ROSTER INVITEE

J.T.

GINN

80 RHP

@JT_Ginn3

@jtgin3

HT	6-2	WT	194	BT	R	TH	R
----	-----	----	-----	----	---	----	---

OPENING DAY AGE: 21
 BIRTHDATE: MAY 20, 1999
 BIRTHPLACE: FLOWOOD, MS
 RESIDES: BRANDON, MS
 MLB SERVICE TIME: 0 YEARS, 0 DAYS
 SIGNED BY: JET BUTLER
 HOW OBTAINED: METS SECOND-ROUND PICK IN THE 2020 FIRST-YEAR PLAYER DRAFT
 CONTRACT STATUS: SIGNED THROUGH 2021

MEET THE MET

- Pronounces his last name with a hard g, as in golf.
- Started Mississippi State's season opener in March 2020 and left that game with an injury that required Tommy John surgery to repair.

2020 SEASON

- Did not pitch after he was drafted.
- Was ranked among the top draft prospects by *Baseball America* (No. 23) and *MLB Pipeline* (No. 44)...The Mets selected him with the 52nd overall pick.

BACKGROUND

- John Thomas Ginn graduated from Brandon (MS) High School before attending Mississippi State University.
- Was named the Gatorade Mississippi Player of the Year as a high school senior.
- In 2019, he was named the *Perfect Game* National Freshman of the Year after putting up a 3.13 ERA in 17 starts with 105 strikeouts and 19 walks in 86.1 innings.
- Was originally a first-round pick by the Dodgers in the 2018 First-Year Player Draft.

CAREER TRANSACTIONS

- Selected by the New York Mets in the second round of the 2020 First-Year Player Draft.

GINN, JT

ALMOST PERFECT

The Mets have never had a perfect game. Here are the longest perfect outings in team history.

Pitcher	Length	Date & Opponent (How Ended)
Tom Seaver	8.1 innings	July 9, 1969 vs. Chicago-NL (Jimmy Qualls single)
Tom Seaver	7.0 innings	August 30, 1968 vs. St. Louis (Orlando Cepeda double)
Bartolo Colón	6.2 innings	July 23, 2014 at Seattle (Robinson Cano single)
Matt Harvey	6.2 innings	May 7, 2013 vs. Chicago-AL (Alex Rios single)
Rick Reed	6.2 innings	June 8, 1998 vs. Tampa Bay (Wade Boggs double)



NON-ROSTER INVITEE

HAROL
GONZÁLEZ

75 RHP

@harolgonzalez45
@harolgonzalez45

HT **6-0** WT **169** BT **R** TH **R**

OPENING DAY AGE: **26**
 BIRTHDATE: **MARCH 2, 1995**
 BIRTHPLACE: **SANTO DOMINGO, DR**
 RESIDES: **PEDRO BRAND, DR**
 MLB SERVICE TIME: **0 YEARS, 0 DAYS**
 SIGNED BY: **DAURYS NIN**
 HOW OBTAINED: **SIGNED AS A MINOR LEAGUE FREE AGENT ON NOVEMBER 4, 2020**
 CONTRACT STATUS: **SIGNED THROUGH 2021**

MEET THE MET

- Teammates call him number five...He wore uniform No. 5 in a spring training game in 2020.

2020 SEASON

- Did not pitch.

2019 SEASON

- Was selected to the Eastern League Mid-Season All-Star team...Was unbeaten in eight games (seven starts) in his first Triple-A action.

2018 SEASON

- Threw a 6.0-inning complete game in his debut with Binghamton (AA).

2017 SEASON

- Made a career-high 23 starts and tossed a career-best three complete games.

2016 SEASON

- Was named a New York-Penn League Mid-Season All-Star and a *Baseball America* Short-Season All-Star...Led the NYPL with a 2.01 ERA.

2014 SEASON

- Made his pro debut with the DSL Mets (R).

BACKGROUND

- Harol González signed with the Mets as a 19-year-old out of the Dominican Republic.

CAREER TRANSACTIONS

- Signed by the New York Mets as a non-drafted free agent on March 26, 2014...Re-signed as a minor league free agent on November 4, 2020.

CAREER STATISTICS

YEAR	TEAM	W-L	ERA	G	GS	CG	SHO	SV	IP	H	R	ER	HR	HB	BB	SO	WP	BK
2014	DSL Mets1 (R)	1-0	3.00	8	0	0	0	2	21.0	24	8	7	0	0	3	27	3	0
	DSL Mets2 (R)	1-3	3.41	7	7	0	0	0	29.0	27	18	11	1	5	8	26	10	0
2015	Kingsport (R)	2-4	4.96	13	9	1	0	1	65.1	68	45	36	12	6	9	56	3	0
2016	Brooklyn (A)	7-3	2.01	14	13	0	0	0	85.0	69	20	19	2	6	17	88	4	1
2017	Columbia (A)	9-8	3.56	20	20	3	0	0	126.1	123	56	50	11	8	37	91	5	0
	St. Lucie (A)	0-1	3.18	3	3	0	0	0	11.1	10	7	4	2	1	3	9	0	0
2018	St. Lucie (A)	1-6	2.82	13	12	2	0	0	73.1	62	27	23	6	5	19	59	7	0
	Las Vegas (AAA)	0-9	7.79	9	9	0	0	0	52.0	79	48	45	10	1	17	30	5	1
	Binghamton (AA)	0-1	3.00	1	1	1	0	0	6.0	4	2	2	0	0	2	1	0	0
2019	Syracuse (AAA)	6-0	2.68	8	7	0	0	0	40.1	33	12	12	8	3	10	23	1	0
	Binghamton (AA)	6-4	3.14	17	16	0	0	0	97.1	83	37	34	12	3	23	89	6	0
Minor League Totals		33-39	3.60	113	97	7	0	3	607.0	582	280	243	64	38	148	499	44	2

PITCHER GRAND SLAMS

In the entire history of the club, only two Mets pitchers have hit a grand slam home run. The first one came in the club's second season, on July 15, 1963. Frank Thomas, Joe Hicks and Larry Burright were the runners when Carl Willey belted a drive over the Polo Grounds right field wall off Houston's Ken Johnson. The home run came in the second inning of the Mets' 14-5 win over the Colt 45s, and also represented the first home run ever by a Mets pitcher.

Four years later, on May 20, 1967, Jack Hamilton blasted a bases-loaded home run at Shea off St. Louis' Al Jackson. Tommy Davis, Ken Boyer and Jerry Grote marched home ahead of Hamilton, who connected in the second inning of the Mets 11-9 loss to the Cards.

And it hasn't happened since.



ROBERT GSELLMAN

44 RHP

@robgsellman

@robgsellman

HT	6-3	WT	204	BT	R	TH	R
----	-----	----	-----	----	---	----	---

OPENING DAY AGE: 27
 BIRTHDATE: JULY 18, 1993
 BIRTHPLACE: SANTA MONICA, CA
 RESIDES: LOS ANGELES, CA
 MLB SERVICE TIME: 4 YEARS, 42 DAYS
 SIGNED BY: CHRIS BECERRA
 HOW OBTAINED: METS 13TH-ROUND PICK
 IN THE 2011 FIRST-YEAR PLAYER DRAFT
 CONTRACT STATUS: ELIGIBLE FREE AGENT AFTER 2022

STERLING ORGANIZATIONAL PLAYER OF THE YEAR: 2015

MEET THE MET

- Won the California state title in basketball in 2010 as a junior... The team was ranked third nationally and played several games on ESPNU...Also won the state title as a senior.
- His father, Bob, played professionally in the Phillies minor league system...He was a catcher from 1984-1987.
- Roomed with teammate Noah Syndergaard during the 2020-2021 offseason.

2020 SEASON

- Recorded an 8.68 ERA (nine earned runs/9.1 innings) in four starts and an 11.57 ERA (six earned runs/4.2 innings) in two games in relief...Was part of the Mets' rotation for the first time since 2017...Left his final outing of the year with a fractured rib.
- Missed the last month and a half of the 2019 season and first two weeks of the 2020 season with separate bouts of right triceps tightness.

2019 SEASON

- Appeared in 52 games and went 2-3 with a save and a 4.66 ERA (33 earned runs/63.2 innings) with 23 walks and 60 strikeouts.
- Posted a 1-1 record with one save and a 2.29 ERA (10 earned runs/39.1 innings) with 15 walks and 37 strikeouts in 29 games on the road...Owned the eighth lowest road ERA in the majors (min 35.0 innings)...This compared to a 1-2 record with an 8.51 ERA (23 earned runs/24.1 innings) with eight walks and 23 punch outs in 23 appearances at Citi Field.
- Hurlled a career-high 13.0 scoreless innings from April 27-May 22 (4 H, 5 BB, 13 K).
- Was leading NL relievers and was fourth in the majors with 63.2 innings pitched at the time of his injury.
- Tossed a season-high 3.0 innings twice on April 21 at St. Louis and again on May 4 in an 18-inning loss in Milwaukee.
- Appeared on May 31 at Arizona and worked 1.0 scoreless inning for his first save of the year and the 14th of his career...Was his first since September 27, 2018 vs. Atlanta.

2018 SEASON

- Spent the entire season in the bullpen, making 68 relief outings...Led the team with 15 holds and had the most saves (13) among players who finished the season with the Mets.
- Was tied for seventh among NL relievers with six wins...His 80.0 innings out of the bullpen were second-most among NL relief pitchers and eighth among all relievers in the majors.

CAREER BESTS

WIN STREAK
 6 games
 9/17/17-5/7/18

LOSS STREAK
 3 games
 6/15/17-8/26/17

STRIKEOUTS, GAME
 8 strikeouts
 9/25/16 vs. Philadelphia

LONGEST OUTING, STARTER
 7.0 innings
 4x, last, 9/17/17 at Atlanta

LONGEST OUTING, RELIEVER
 3.2 innings
 2x, 8/23/16 at St. Louis & 9/8/20 vs. Baltimore

MOST WALKS, GAME
 5 walks
 9/12/17 at Chicago-NL

SCORELESS STREAK
 13.0 innings
 4/27/19-5/22/19

LAST COMPLETE GAME
 9/6/17 vs. Philadelphia
 (6.0 innings, Won, 6-3)

GSELLMAN, ROBERT

- Notched 13 saves after not earning a save since his first year of professional baseball on July 28, 2011 with the rookie-level Gulf Coast Mets in his first professional outing.
- Earned his first major league save on May 20 vs. Arizona in a 4-1 win...Recorded the final five outs to preserve the win.
- Had three saves of 1.2 innings or longer (May 20 vs. Arizona, July 13 vs. Washington and July 20 at Yankees), tied for the third-most in the majors...It was the most such saves by a Mets reliever since Jeurys Familia had three in 2015.
- Was the winning pitcher and scored the winning run in the 12th inning on April 20 at Atlanta...The last Met to earn a win and score the winning run in extra innings was Carlos Torres on August 27, 2015 at Philadelphia...Research courtesy of Elias.

2017 SEASON

- Made his first Opening Day roster and went 8-7 with a 5.19 ERA (69 earned runs/119.2 innings) in 25 games (22 starts)...His eight wins were second-most on the team behind Jacob deGrom's 15 victories...The Mets were 11-11 in his 22 starts.

2016 SEASON

- Underwent left shoulder labrum repair surgery on October 12 at the Hospital for Special Surgery.
- Recalled from Las Vegas (AAA) on August 22 and went 3-2 with a 2.63 ERA (12 earned runs/41.0 innings) as a starter and 1-0 with a 0.00 ERA in one relief appearance (3.2 innings).
- Tossed 3.2 scoreless innings in relief in his major league debut on August 23 at St. Louis and earned a victory after entering in the first inning... The only other pitcher in the modern era (since 1900) to earn a win in his major league debut as a relief pitcher who entered the game in the first inning was the Giants' John Montefusco on September 3, 1974...Research courtesy of Elias.

2015 SEASON

- Was named the Sterling Organizational Pitcher of the Year.
- Led the organization in wins and was third in ERA among qualified pitchers.
- Named to the Florida State League's mid-season All Star team.

2014 SEASON

- Finished third in the South Atlantic League in ERA and first in complete games.

2013 SEASON

- Was named to the New York-Penn League All Star Team.
- Won the Sterling Award for being named the MVP of his Cyclones club.

BACKGROUND

- Robert John Gsellman graduated from Westchester (CA) High School...Played basketball and baseball.
- Is a big soccer fan...Has been to Europe the last two offseasons to watch matches.
- Tossed a shutout at Dodger Stadium to win the LA High School championship in 2009.

CAREER TRANSACTIONS

- Selected by the New York Mets in the 13th round of the 2011 First-Year Player Draft.
- On the 10-Day Disabled List, June 28-August 14, 2017, with a strained left hamstring.
- On the 10-Day Injured List from August 17, 2019 (retroactive to August 14) to September 30 with right triceps tightness.
- On the 10-Day Injured List July 22-August 7, 2020 with right triceps tightness.
- Placed on the 10-Day Injured List with a rib fracture on September 9, 2020...Transferred to the 60-Day Injured List on September 26.

CAREER STATISTICS

YEAR	TEAM	W-L	ERA	G	GS	CG	SHO	SV	IP	H	R	ER	HR	HB	BB	SO	WP	BK
2011	GCL Mets (R)	0-0	4.15	7	1	0	0	1	13.0	15	6	6	1	1	2	8	1	0
2012	Kingsport (R)	1-3	3.92	11	5	0	0	0	43.2	42	27	19	3	5	18	33	2	0
2013	St. Lucie (A)	1-0	3.00	2	2	0	0	0	9.0	5	3	3	1	0	5	5	0	0
	Savannah (A)	2-3	3.72	5	5	0	0	0	29.0	35	17	12	2	1	6	14	0	0
	Brooklyn (A)	3-3	2.06	12	12	0	0	0	70.0	59	23	16	2	6	12	64	3	0
2014	Savannah (A)	10-6	2.55	20	20	4	1	0	116.1	122	42	33	2	9	34	92	6	0
2015	St. Lucie (A)	6-0	1.76	8	8	0	0	0	51.0	37	10	10	1	3	11	37	2	1
	Binghamton (AA)	7-7	3.51	16	16	0	0	0	92.1	89	47	36	4	1	26	49	6	0
2016	Binghamton (AA)	3-4	2.71	11	11	0	0	0	66.1	57	23	20	2	6	15	48	3	0
	Las Vegas (AAA)	1-5	5.73	9	9	0	0	0	48.2	56	35	31	8	0	16	40	1	0
	METS	4-2	2.42	8	7	0	0	0	44.2	42	12	12	1	1	15	42	1	0
2017	METS	8-7	5.19	25	22	1	0	0	119.2	138	85	69	17	8	42	82	4	0
	Las Vegas (AAA)	0-0	7.50	1	1	0	0	0	6.0	10	7	5	1	0	3	3	0	0
	Binghamton (AA)#	1-0	2.92	4	4	0	0	0	12.1	15	7	4	0	0	5	9	1	0
2018	METS	6-3	4.28	68	0	0	0	13	80.0	76	44	38	8	5	28	70	1	0
2019	METS	2-3	4.66	52	0	0	0	1	63.2	64	36	36	7	6	23	60	4	0
2020	METS	0-0	9.64	6	4	0	0	0	14.0	22	15	15	4	1	8	9	2	0
Minor League Totals		35-31	3.15	106	94	4	1	1	557.2	542	247	195	27	32	153	402	25	1
Major League Totals		20-15	4.67	159	33	1	0	14	322.0	342	192	167	37	21	116	263	12	0

rehabilitation assignment

CAREER PLAYOFF STATISTICS

YEAR	RND	TEAM/OPP	W-L	ERA	G	GS	CG	SHO	SV	IP	H	R	ER	HR	HB	BB	SO	WP	BK
2016	NLWC	NYM vs. SF																	
Did Not Pitch																			

MAJOR LEAGUE HITTING TOTALS

YEAR	TEAM	AVG.	G	AB	R	H	2B	3B	HR	RBI	SH	SF	HBP	BB	SO	SB	CS	SLG	OBP	E
2019	METS	.000	50	0	0	0	0	0	0	0	0	0	0	1	0	0	0	---	1.000	0
Career Totals		.115	150	52	3	6	0	0	0	4	5	1	1	7	25	0	0	.115	.230	4

Last Home Run — None

Most Hits, Game — 1, 6x, last - September 6, 2017 vs. Philadelphia

Most RBI, Game — 2, May 29, 2017 vs. Milwaukee

CAREER FIELDING

POS	G	PO	A	E	PCT	TC	DP
P	159	14	43	5	.919	62	5

1-0 GAMES

The Mets have an all-time record of 136-121 in games that have ended with 1-0 scores. The Mets won their only 1-0 game in 2020. The Mets have won back-to-back Opening Day games (2019 & 2020) by the score of 1-0. New York played in consecutive 1-0 games on May 1 and May 2, 2019 vs. Cincinnati, losing the former and winning the latter game behind Noah Syndergaard's complete game shutout and solo home run. The Mets posted their most wins in 1-0 games in 1969, when the club went 9-5. On September 29, 1993 the Mets and Cardinals battled for 16 scoreless innings before Jeff Kent's 17th-inning double plated the game's only run. A long evening, but not a club record. That honor belongs to the 1-0 Mets loss on April 15, 1968 when the Mets and Astros went 23 scoreless innings before Houston pushed across the winning run on an infield error in the 24th inning.



HT	5-9	WT	194	BT	L	TH	R
----	-----	----	-----	----	---	----	---

LUIS
GUILLORME

13 INF

[@lguillorme13](#)
[@lguillorme13](#)

OPENING DAY AGE: 26
BIRTHDATE: SEPTEMBER 27, 1994
BIRTHPLACE: CARACAS, VZ
RESIDES: DAVIE, FL
MLB SERVICE TIME: 1 YEAR, 167 DAYS
SIGNED BY: MIKE SILVESTRI
HOW OBTAINED: METS 10TH-ROUND PICK IN THE 2013 FIRST-YEAR PLAYER DRAFT
CONTRACT STATUS: ARBITRATION ELIGIBLE AFTER 2021. FREE AGENT AFTER 2025

MEET THE MET

- Plays video games in his spare time...Is an avid shoe collector, especially New Balance sneakers.
- Fishes in the offseason...Catches bass in the St. Lucie River.
- During 2017 spring training, he caught a bat in mid-air in the dugout after it slipped out of Adeiny Hechavarria's hand...The video went viral and ended up as a SportsCenter Top Play.
- Played for Spain during the 2016 World Baseball Qualifier at Rod Carew Stadium in Panama City, Panama...Went 1-7 with one RBI and two walks in two games.

2020 SEASON

- Set career highs with 19 hits, six doubles, nine RBI and 10 walks despite appearing in a career-low 30 games.
- Batted .409 (18-44) with a 1.013 OPS as a starter...Went 1-13 (.077) off the bench, including 0-6 as a pinch-hitter.
- Reached safely in a career-high 13-straight games from August 5-September 1...Hit safely in his first eight starts of the season (.520, 13-25)...That eight-game hitting streak was the longest of his career.
- Hit .367 (18-49) vs. right-handers, the second-highest average in the NL and the fifth-highest in the majors (min. 50 plate appearances vs. right-handers).
- Finished tied for 12th in the NL with a .389 (7-18) with runners in scoring position (min. 20 plate appearances with RISP).
- Pitched a scoreless ninth inning in the Mets' 16-4 setback on August 10 vs. Washington...Was the first Mets position player pitcher since July 31, 2018 (José Reyes).

2019 SEASON

- Made six stints with the Mets...Was with the big league club from Opening Day-April 15, April 22-26, May 23-25, June 11 (26th man), July 2-19 and August 5 through the end of the season.
- Hit his first major league home run in his 100th at-bat, a pinch-hit, game-tying solo shot in the eighth inning vs. Washington on August 10.
- Went 5-19 (.263) as a pinch hitter with a .364 OBP and an .837 OPS.
- With Syracuse (AAA), batted .307 (70-228) with an .864 OPS in 69 games.

2018 SEASON

- Played in 35 games (14 starts) across two stints with the Mets...Made 10 starts at third base and four starts at second base.

CAREER BESTS

HITS, GAME
3 hits
 8/14/20 at Philadelphia

HOME RUNS, GAME
1 home run
 8/10/19 vs. Washington

MULTI-HR GAMES
 None

LEADOFF HR
 None

INSIDE-THE-PARK HR
 None

WALK-OFF HOME RUNS
 None

PINCH-HIT HOME RUNS
1 pinch-hit home run
 8/10/19 vs. Washington (F. Rodney)

RBI, GAME
2 RBI
 3x, last, 9/6/20 vs. Philadelphia

STOLEN BASES, GAME
1 stolen base
 3x, last, 9/1/20 at Baltimore

HITTING STREAK
8 games
 8/5 - 8/19/20

GRAND SLAMS
 None

- Was recalled from Las Vegas (AAA) on May 9 and was with the major league club from May 9-June 26 and July 28-August 13.
- Made his major league debut as a pinch-runner and scored a run in the Mets' 3-1 win over Philadelphia on May 11...Was the second Met in team history to score a run in his major league debut without an at-bat...The other was Steve Bieser on April 1, 1997 at San Diego.
- Collected his first major league hit with a pinch-hit single on May 13 at Philadelphia...Drove in his first run on May 15 vs. Toronto.
- Made his first MLB start on May 16 vs. Toronto...Went 1-3 and became the first Mets player since Steven Matz (June 28, 2015) to start his career 3-3.

2017 SEASON

- Was named an Eastern League Mid-Season and Post-Season All-Star.
- Won the Mets Sterling Award, symbolic of the Most Valuable Player at Binghamton (AA).
- Finished fourth in the EL in hits (136), second in walks (72) and led the Rumble Ponies with a .376 OBP.
- Was the toughest player in the Eastern League to strikeout, once every 10.15 plate appearances.

2016 SEASON

- Appeared in 72 games at shortstop and 52 games at second base while playing the entire season with St. Lucie (A) of the Florida State League.

2015 SEASON

- Named the South Atlantic League's Most Valuable Player and a SAL post-season All-Star.
- Was Mets Sterling Award winner at Savannah, emblematic of the top player on his team.
- Finished the season among the league leaders in the SAL...Was second in batting average (.318) and hits (142)...Had the fourth-best on-base percentage (.391).

BACKGROUND

- Luis Miguel Guillorme [gee-YOR-may] graduated from Coral Springs Charter High School (FL) where he played four years of baseball.
- Participated in a youth baseball Futures clinic at Hinton Park with fellow Sterling Award winners in September, 2015.

CAREER TRANSACTIONS

- Selected by the New York Mets in the 10th round of the 2013 First-Year Player Draft.

CAREER STATISTICS

YEAR	TEAM	AVG	G	AB	R	H	2B	3B	HR	RBI	SH	SF	HBP	BB	SO	SB	CS	SLG	OBP	E
2013	GCL Mets (R)	.258	41	159	22	41	4	0	0	11	4	0	2	17	17	6	4	.283	.337	8
2014	Kingsport (R)	.282	57	238	38	67	10	0	0	17	6	0	3	17	28	6	4	.324	.337	15
	Savannah (A)	.333	3	9	2	3	0	0	0	0	1	0	0	1	0	0	0	.333	.400	1
2015	Savannah (A)	.318	122	446	67	142	16	0	0	55	16	4	2	54	70	18	8	.354	.391	15
2016	St. Lucie (A)	.263	123	441	47	116	16	2	1	46	13	3	4	43	63	4	2	.315	.332	18
2017	Binghamton (AA)	.283	128	481	70	136	20	0	1	43	2	2	1	72	55	4	3	.331	.376	12
2018	Las Vegas (AAA)	.304	69	247	41	75	15	2	3	33	2	1	1	30	39	2	1	.417	.380	9
	METS	.209	35	67	4	14	2	0	0	5	0	0	0	7	3	1	0	.239	.284	1
2019	METS	.246	45	61	8	15	4	0	1	3	2	0	0	7	14	0	0	.361	.324	1
	Syracuse (AAA)	.307	69	228	33	70	12	0	7	32	3	3	4	39	42	4	4	.452	.412	4
2020	METS	.333	29	57	6	19	6	0	0	9	0	1	0	10	17	2	0	.439	.426	0
Minor League Totals		.289	612	2249	320	650	93	4	12	237	47	13	17	273	314	44	26	.350	.368	82
Major League Totals		.259	109	185	18	48	12	0	1	17	2	1	0	24	34	3	0	.341	.343	2

CAREER PITCHING

YEAR	TEAM	W-L	ERA	G	GS	CG	SHO	SV	IP	H	R	ER	HR	HB	BB	SO	WP	BK
2020	METS	0-0	0.00	1	0	0	0	0	1.0	0	0	0	0	0	0	0	0	0

CAREER FIELDING

POS	G	PO	A	E	PCT	TC	DP
2B	33	42	58	1	.990	101	18
3B	23	11	15	1	.963	27	2
SS	11	7	16	0	1.000	23	3
P	1	0	0	0	---	0	0



NON-ROSTER INVITEE

JAKE

HAGER

86 INF

@Jw_Hager
@jw_hager

HT 6-0 WT 185 BT R TH R

OPENING DAY AGE: 28
 BIRTHDATE: MARCH 4, 1993
 BIRTHPLACE: HENDERSON, NV
 RESIDES: HENDERSON, NV
 MLB SERVICE TIME: 0 YEARS, 0 DAYS
 SIGNED BY: JAYSON DUROCHER (TAMPA BAY)
 HOW OBTAINED: SIGNED AS A MINOR LEAGUE FREE AGENT ON NOVEMBER 4, 2020
 CONTRACT STATUS: SIGNED THROUGH 2021

2020 SEASON

- Was a member of the team's 60-Man Player Pool and spent the entire season at the team's Alternate Training Site in Brooklyn.

2019 SEASON

- Spent the entire season with San Antonio (AAA) in the Brewers organization...Hit .242 (79-327), belting a career-high 12 home runs and driving in 41 runs.

2018 SEASON

- Was named a *MILB.com* Organizational All-Star for Milwaukee.
- Earned Southern League Mid-Season All-Star honors for Biloxi (AA).

2014 SEASON

- Spent the entire season with Montgomery (AA).

2013 SEASON

- Earned Florida State League Mid-Season All-Star honors for Charlotte (A).

2012 SEASON

- Spent the entire season with Bowling Green (A)... Drove in a career-high 72 runs.

2011 SEASON

- Made his professional debut with Princeton (R).

BACKGROUND

- Jake William Hager [HAY-gurr] graduated from Sierra Vista High School in Las Vegas.
- Was named the 2010-11 Gatorade Nevada Player of the Year after batting .533 with 11 home runs and 54 RBI as a senior.
- Committed to Arizona State University prior to signing with Tampa Bay.

CAREER TRANSACTIONS

- Drafted by the Tampa Bay Rays in the first round (32nd overall) of the 2011 First-Year Player Draft.
- Signed with the Milwaukee Brewers as a minor league free agent on February 20, 2018.
- Signed with the New York Mets as a minor league free agent on January 9, 2020 and again on November 4, 2020.

CAREER STATISTICS

YEAR	TEAM	AVG	G	AB	R	H	2B	3B	HR	RBI	SH	SF	HBP	BB	SO	SB	CS	SLG	OBP	E
2011	Princeton (R)	.269	47	193	29	52	11	1	4	17	1	0	1	9	26	5	7	.399	.305	8
2012	Bowling Green (A)	.281	114	442	63	124	22	3	10	72	6	6	7	40	60	17	11	.412	.345	19
2013	GCL Rays (R)	.500	1	4	1	2	1	0	0	1	0	0	0	0	0	0	0	.750	.500	0
	Charlotte (A)	.258	113	449	56	116	15	3	0	33	4	4	3	38	81	12	8	.305	.318	23
2014	Montgomery (AA)	.271	114	447	42	121	27	4	4	47	6	5	2	30	91	4	4	.376	.316	21
2015									Did Not Play - Injured											
2016	Montgomery (AA)	.240	43	179	20	43	10	1	2	17	3	0	1	7	35	4	1	.341	.273	6
	Durham (AAA)	.228	71	272	28	62	18	1	2	21	3	2	0	16	60	3	2	.324	.269	6
2017	Durham (AAA)	.229	73	272	29	62	9	3	4	26	0	2	5	13	43	3	4	.328	.275	6
2018	Biloxi (AA)	.292	64	219	28	64	18	1	19	40	1	6	3	28	44	6	0	.521	.371	7
	Colo. Springs (AAA)	.267	33	116	18	31	8	1	1	11	0	1	1	5	17	2	3	.379	.301	3
2019	San Antonio (AAA)	.242	114	327	45	79	16	2	12	41	4	4	1	30	107	5	1	.413	.304	7
Minor League Totals		.259	787	2919	359	756	155	20	49	326	28	30	24	216	564	61	41	.376	.312	106



NON-ROSTER INVITEE

TREVOR

HILDENBERGER

35 RHP

HT	6-1	WT	205	BT	R	TH	R
----	-----	----	-----	----	---	----	---

OPENING DAY AGE: 30
 BIRTHDATE: DECEMBER 15, 1990
 BIRTHPLACE: MOUNTAIN VIEW, CA
 RESIDES: SAN JOSE, CA
 MLB SERVICE TIME: 6 YEARS, 168 DAYS
 SIGNED BY: ELLIOTT STRANKMAN (MINNESOTA)
 HOW OBTAINED: SIGNED AS A MINOR LEAGUE FREE AGENT ON NOVEMBER 30, 2020
 CONTRACT STATUS: SIGNED THROUGH 2021

2020 SEASON

- Signed with the Red Sox as a minor league free agent before the season, but did not pitch due to the cancellation of the minor league season.

2019 SEASON

- Each of first 11 appearances was scoreless from March 31-April 21 (7.2 innings) with one save and four holds...After that date, posted a 18.47 ERA in his next eight appearances.
- Spent time on the Rochester (AAA) injured list with a right elbow strain (June 15-August 20).

2018 SEASON

- Made his first Opening Day roster.
- Tied for fourth in the AL with a career-high 73 games.
- Went 24-straight appearances without allowing a home run from May 23-July 21 (25.2 IP) and threw 18.0 consecutive scoreless frames from May 23-June 28.

2017 SEASON

- Tied for AL lead among rookies in holds (12) and 10th in strikeouts-per-9.0 IP (9.43)... Received the 2017 Bill Boni Award for Twins Most Outstanding Rookie, voted on by the Twin Cities Chapter of the BBWAA.
- Made his major league debut on June 23 at Cleveland.
- Won his first major league game on July 7 vs. Baltimore...Threw 2.1 scoreless innings to earn the victory.
- Did not allow a run in his first four MLB appearances (7.1 innings).
- Earned his first big-league save on August 13.
- Was 1-0 with a 1.54 ERA in his last 15 games at Triple-A before his promotion.

POSTSEASON

- Threw 1.1 innings in Minnesota's Wild Card Game loss to the Yankees...Allowed one run, earned, on one hit with two walks.

2016 SEASON

- Posted a 0.75 ERA in 38 games between Single-A and Double-A.

2015 SEASON

- Was a Twins MiLB.com Organizational All-Star.

2014 SEASON

- Named a GCL All-Star after making his professional debut with the GCL Twins (R).

CAREER BESTS

WIN STREAK
2 games

2x, last, 4/2/19-4/9/19

LOSS STREAK
3 games

9/14/18-9/25/18

STRIKEOUTS, GAME
5 strikeouts

7/30/17, Minnesota at Oakland

LONGEST OUTING
2.1 innings

7/7/17, Minnesota vs. Baltimore

MOST WALKS, GAME
4 walks

6/30/18, Minnesota at Chicago-NL

SCORELESS STREAK
18.0 innings

5/23/18-6/28/18

HILDENBERGER, TREVOR

BACKGROUND

- Trevor Hildenberger graduated from Archbishop Mitty (CA) High School before attending Cal-Berkeley
- Tied a Cal-Berkeley single-season record with 10 saves as a senior in 2014, going 3-3, 2.83 ERA with 48 strikeouts and 11 walks in 47.2 innings... Honorable mention All-Pac-12 and honorable mention Pac-12 All-Academic.
- Is a San Francisco 49ers and San Jose Sharks fan.

CAREER TRANSACTIONS

- Selected by the Minnesota Twins in the 22nd round of the 2014 First-Year Player Draft.
- Signed by the Boston Red Sox as a minor league free agent on January 4, 2020.
- Signed by the New York Mets as a minor league free agent on November 30, 2020.

CAREER STATISTICS

YEAR	TEAM	W-L	ERA	G	GS	CG	SHO	SV	IP	H	R	ER	HR	HB	BB	SO	WP	BK
2014	GCL Twins (R)	1-4	2.57	23	0	0	0	10	28.0	27	12	8	1	1	5	30	0	0
	Elizabethton (R)	0-0	0.00	1	0	0	0	0	1.0	0	0	0	0	0	0	2	0	0
2015	Cedar Rapids (A)	2-1	0.80	28	0	0	0	14	45.0	24	6	4	0	1	5	59	2	0
	Fort Myers (A)	1-1	3.32	13	0	0	0	3	19.0	15	7	7	0	1	2	21	2	0
2016	Fort Myers (A)	1-1	0.96	6	0	0	0	3	9.1	11	2	1	0	0	0	8	0	0
	Chattanooga (AA)	2-3	0.70	32	0	0	0	16	38.2	21	4	3	2	1	6	45	0	0
2017	Rochester (AAA)	2-1	2.05	21	0	0	0	6	30.2	27	7	7	1	1	8	35	1	0
	MINNESOTA (AL)	3-3	3.21	37	0	0	0	1	42.0	38	15	15	4	4	6	44	1	0
2018	MINNESOTA (AL)	4-6	5.42	73	0	0	0	7	73.0	75	46	44	12	2	26	70	2	0
2019	MINNESOTA (AL)	2-2	10.47	22	0	0	0	1	16.1	30	19	19	2	3	7	15	1	0
	Rochester (AAA)	1-0	4.74	14	0	0	0	2	19.0	19	11	10	2	1	4	15	1	0
	GCL Twins (R)	0-0	2.25	3	0	0	0	0	4.0	4	1	1	0	0	0	4	0	0
Minor League Totals		10-11	1.90	141	0	0	0	54	194.2	148	50	41	6	6	30	219	6	0
Major League Totals		9-11	5.35	132	0	0	0	9	131.1	143	80	78	18	9	39	129	4	0

CAREER PLAYOFF STATISTICS

YEAR	RND	TEAM/OPP	W-L	ERA	G	GS	CG	SHO	SV	IP	H	R	ER	HR	HB	BB	SO	WP	BK
2017	ALWC	MIN vs. NYY	0-0	6.75	1	0	0	0	0	1.1	1	1	1	0	0	2	0	0	0

CAREER FIELDING

POS	G	PO	A	E	PCT	TC	DP
P	132	8	22	0	1.000	30	1

NO-HITTERS VS. THE METS

Date	Pitcher (Location)	Score
June 30, 1962	Sandy Koufax (at Los Angeles-NL)	5-0
June 21, 1964 (G1)	Jim Bunning (vs. Philadelphia)	6-0 (Perfect Game)
September 20, 1969	Bob Moose (vs. Pittsburgh)	4-0
October 2, 1972 (G1)	Bill Stoneman (at Montreal)	7-0
August 24, 1975 (G2)	Ed Halicki (at San Francisco)	6-0
September 8, 1993	Darryl Kile (at Houston)	7-1
June 9, 2015	Chris Heston (vs. San Francisco)	5-0
October 3, 2015 (G2)	Max Scherzer (vs. Washington)	2-0



NON-ROSTER INVITEE

TOMMY HUNTER

29 RHP

@tHunter29
 @tommyhunts1

HT	6-3	WT	250	BT	R	TH	R
----	-----	----	-----	----	---	----	---

OPENING DAY AGE: 34
 BIRTHDATE: JULY 3, 1986
 BIRTHPLACE: INDIANAPOLIS, IN
 RESIDES: SARASOTA, FL
 MLB SERVICE TIME: 11 YEARS, 66 DAYS
 SIGNED BY: JEFF WOOD (TEXAS)
 HOW OBTAINED: SIGNED AS A MINOR LEAGUE FREE AGENT ON FEBRUARY 14, 2021
 CONTRACT STATUS: SIGNED THROUGH 2021

MEET THE MET

- As a kid, he wanted to be a Teenage Mutant Ninja Turtle, so his grandmother gave him Judo lessons...Was a two-time Junior Olympic judo champion...His sister took lessons with him... She ended up going to Colorado Springs to train for the 1996 Summer Olympic Games.
- Enjoys everything outdoors...Especially likes to spend time with his family outside with their golden retriever, Charlie.

2020 SEASON

- Was on the Injured List during Summer Camp after testing positive for COVID-19...Was unscored upon in 18 of his 24 outings for the Phillies.

2019 SEASON

- Began the season on the IL with a right forearm strain... Reinstated on June 28...Made five scoreless appearances before aggravating the injury...Spent the rest of the season on the IL.

2018 SEASON

- Went 21-straight appearances without issuing a walk from May 8-June 28...Earned his first save of the year on June 10 vs. Milwaukee...Fanned four on June 30 vs. Washington, tying his career high for a relief appearance.
- Posted a 1.46 ERA (two earned runs/12.1 innings) in 13 outings making the second of back-to-back appearances.

2017 SEASON

- Made his fifth Opening Day roster...Set career-best marks in ERA (2.61) and WHIP (0.97).
- Had 12 consecutive scoreless outings (11.1 innings) from June 21-July 23, the second-longest such stretch of his career (longest: 15).
- Retired 20 consecutive batters from August 30-September 17 after retiring 16 consecutive batters from July 26-August 3.
- Collected his 500th career strikeout on September 1 at Chicago-AL.

2016 SEASON

- Opened the year on the Disabled List while recovering from surgery to repair a core muscle injury... Appeared in 21 games for Cleveland before landing on the shelf again with a fractured vertebrae.
- Was released on August 25 and signed by the Orioles three days later on August 28.

CAREER BESTS

WIN STREAK
8 games

6/5/10-7/25/10

LOSS STREAK
4 games

7/23/12-8/22/12

STRIKEOUTS, GAME
8 strikeouts

2x, last, 4/18/12,
Baltimore at Chicago-AL

LONGEST OUTING, STARTER
9.0 innings

2x, last, 6/5/10, Texas vs. Tampa Bay

LONGEST OUTING, RELIEVER
4.2 innings

7/2/11, Texas vs. Florida

MOST WALKS, GAME
4 walks

3x, last, 4/18/12,
Baltimore at Chicago-AL

SCORELESS STREAK
16.0 innings

4/12/13-5/15/13

LAST COMPLETE GAME
6/5/10, Texas vs. Tampa Bay

FEWEST HITS, COMPLETE GAME
5 hits

6/5/10, Texas vs. Tampa Bay

FEWEST WALKS, COMPLETE GAME
0 walks

6/5/10, Texas vs. Tampa Bay

HUNTER, TOMMY

2015 SEASON

- Had a 2.63 ERA in his final 35 games for Baltimore before being traded to the Cubs at the deadline... Posted a 5.74 ERA in 19 games for Chicago-NL.

2014 SEASON

- Began the season as Baltimore's closer, converting 11 of 17 save opportunities...Posted a 1.77 ERA (nine earned runs/45.2 innings) in his final 43 appearances of the season after Zack Britton took over the closer role.
- Earned a win and a save on the same day on May 1 vs Pittsburgh in a doubleheader, becoming the first player to do so in two years (Jonathan Papelbon, September 9, 2012).

POSTSEASON

- Did not allow a run in either of his appearances, totaling 1.2 shutout frames.

2013 SEASON

- Made his second-straight Opening Day roster.
- Pitched entirely in relief for the first time since his first pro season in 2007...Made a career-high 68 appearances.
- Ranked second among AL relievers and fourth in the majors in innings (86.1)...Issued only 14 walks to 336 batters faced, the seventh-lowest walk rate among all relievers (4.2 percent).
- Earned his first major league save on April 20 vs. Los Angeles-NL.

2012 SEASON

- Was on the Opening Day roster for the first time in his career...Had five stints with Baltimore... Started 20 of his first 23 appearances and had a 5.95 ERA entering September, then pitched exclusively in relief in his final 10 outings, posting a 0.71 ERA (one earned run/12.2 innings).

POSTSEASON

- Threw 1.1 scoreless, hitless innings over two appearances in the ALDS vs. the Yankees.

2011 SEASON

- Strained his right groin in a spring training start and began the season on the Disabled List for the second year in a row...Made his season debut on July 1 and appeared in eight games before being traded to Baltimore.
- Made 11 starts with the Orioles...Tossed at least 6.0 innings in nine of those outings and walked one or none in eight of them.

2010 SEASON

- Won a career-high 13 games in just 23 appearances...Made his season debut on June 5 after opening the season on the Disabled List... Won his first eight decisions...The Rangers were 16-6 in his starts.

POSTSEASON

- Made one start in each round of the Rangers' AL Pennant-winning run...Took the loss in Game 4 of the World Series.

2009 SEASON

- Spent the first month of the season in Frisco (AA) and was promoted to Oklahoma City (AAA) on May 2...Recalled on June 28 for the remainder of the season.
- Earned his first major league win on his 23rd birthday, July 3 vs. Tampa Bay.
- Had a 2.26 ERA through his first nine starts, the lowest by any Texas pitcher in history over his first nine starts of a season...Threw his first complete game on September 13 vs. Seattle (Game 1)

2008 SEASON

- Began the season at Bakersfield (A) and rose through each level of the Rangers' system, eventually having his contract selected on August 1...Made his major league debut in a start that night vs. Toronto...Was the 4th-youngest player to appear on an AL roster during the season at 22 years, 29 days.

2007 SEASON

- Made his pro debut with Spokane (A).

BACKGROUND

- Raymond Thomas Hunter graduated from Cathedral (IN) High School before attending the University of Alabama.
- Played baseball and football in high school.
- Was a starter and a reliever in his two seasons at Alabama...Was a freshman Second-Team All-American in 2006 and a pre-season All-American entering his sophomore year in 2007.
- Won a gold medal with the USA National Baseball Team in 2006.

CAREER TRANSACTIONS

- Selected by the Texas Rangers in the first round (54th overall) of the 2007 First-Year Player Draft.
- On the 15-Day Disabled List, March 26-April 27, 2010, with a left oblique strain.
- On the 15-Day Disabled List, March 25-June 30, 2011, with a right groin strain.

- Acquired by the Baltimore Orioles along with 1B Chris Davis from Texas in exchange for RHP Koji Uehara on July 30, 2011.
- On the 15-Day Disabled List, May 21-June 7, 2014, with a left groin strain.
- Acquired by the Chicago Cubs from Baltimore in exchange for OF Junior Lake on July 31, 2015.
- Signed by the Cleveland Indians as a free agent on February 16, 2016.
- On the 15-Day Disabled List, March 25-April 28, 2016, recovering from surgery to repair a core muscle injury.
- On the 15-Day Disabled List, July 10-August 24, 2016, with a fractured vertebrae.
- Signed by the Baltimore Orioles as a free agent on August 28, 2016.
- Signed by the Tampa Bay Rays as a minor league free agent on February 17, 2017.
- On the 10-Day Disabled List, April 23-May 24, 2017, with a right calf strain.
- Signed by the Philadelphia Phillies as a free agent on December 15, 2017.
- On the 10-Day Disabled List, March 26-April 21, 2018, with a right hamstring strain.
- On the 10-Day Injured List, March 25, 2019, with a right forearm strain...Transferred to the 60-Day IL, April 17-June 28.
- On the 10-Day Injured List, July 14, 2019, with a right forearm strain...Transferred to the 60-Day IL on July 27...Missed the rest of the season.
- Re-signed by the Philadelphia Phillies as a free agent on February 12, 2020.
- On the 10-Day Injured List, July 1-23, 2020, after testing positive for COVID-19.
- Signed by the New York Mets as a minor league free agent on February 14, 2021.

CAREER STATISTICS

YEAR	TEAM	W-L	ERA	G	GS	CG	SHO	SV	IP	H	R	ER	HR	HB	BB	SO	WP	BK
2007	Spokane (A)	2-3	2.55	10	0	0	0	1	17.2	15	7	5	0	0	1	13	0	0
2008	Bakersfield (A)	5-4	3.55	9	9	0	0	0	58.1	63	26	23	6	2	8	50	4	0
	Frisco (AA)	4-2	3.78	8	8	0	0	0	52.1	52	24	22	5	3	17	28	2	0
	Oklahoma (AAA)	4-2	2.89	8	8	0	0	0	53.0	55	18	17	6	0	9	28	1	0
	TEXAS (AL)	0-2	16.36	3	3	0	0	0	11.0	23	20	20	4	1	3	9	0	0
2009	Frisco (AA)	1-0	4.98	5	3	0	0	0	21.2	30	15	12	1	0	4	16	1	0
	Okla. City (AAA)	3-2	3.83	8	8	0	0	0	49.1	53	25	21	5	2	16	35	0	0
	TEXAS (AL)	9-6	4.10	19	19	1	0	0	112.0	113	55	51	13	2	33	64	6	1
2010	Okla. City (AAA)	1-2	4.05	6	6	0	0	0	26.2	28	12	12	2	0	11	14	0	0
	TEXAS (AL)	13-4	3.73	23	22	1	0	0	128.0	126	55	53	21	3	33	68	1	0
2011	Frisco (AA)#	0-0	4.50	1	0	0	0	0	4.0	3	2	2	1	1	1	5	0	0
	Round Rock (AAA)#	2-2	5.06	8	5	0	0	1	26.2	37	17	15	2	1	3	16	0	0
	TEXAS (AL)	1-1	2.93	8	0	0	0	0	15.1	12	6	5	1	0	5	10	0	0
	BALTIMORE (AL)	3-3	5.06	12	11	0	0	0	69.1	88	44	39	11	4	10	35	0	0
2012	BALTIMORE (AL)	7-8	5.45	33	20	0	0	0	133.2	161	85	81	32	4	27	77	0	1
	Norfolk (AAA)	2-1	4.66	3	3	1	0	0	19.1	20	10	10	2	0	5	14	0	0
	Bowie (AA)	1-0	0.00	2	1	1	1	1	10.0	3	0	0	0	0	1	6	0	0
2013	BALTIMORE (AL)	6-5	2.81	68	0	0	0	4	86.1	71	28	27	11	2	14	68	0	0
2014	BALTIMORE (AL)	3-2	2.97	60	0	0	0	11	60.2	55	22	20	4	1	12	45	2	0
	Delmarva (A)#	0-0	0.00	1	0	0	0	0	1.0	0	0	0	0	1	0	2	0	0
2015	BALTIMORE (AL)	2-2	3.63	39	0	0	0	0	44.2	41	19	18	3	1	11	32	2	0
	CHICAGO (NL)	2-0	5.74	19	0	0	0	1	15.2	20	10	10	4	0	3	15	0	0
2016	Columbus (AAA)#	2-1	3.00	14	2	0	0	1	15.0	14	5	5	2	0	2	10	0	0
	CLEVELAND (AL)	2-2	3.74	21	0	0	0	0	21.2	21	10	9	1	2	5	17	0	0
	BALTIMORE (AL)	0-0	2.19	12	0	0	0	0	12.1	14	3	3	0	0	3	6	0	0
2017	TAMPA BAY (AL)	3-5	2.61	61	0	0	0	1	58.2	43	18	17	6	1	14	64	2	0
	Charlotte (A)#	0-0	18.00	1	1	0	0	0	1.0	3	2	2	0	0	0	3	1	0
2018	Clearwater (A)#	0-0	0.00	1	0	0	0	0	1.1	1	0	0	0	0	1	1	0	0
	Reading (AA)#	0-0	0.00	1	0	0	0	0	1.0	0	0	0	0	0	0	2	0	0
	PHILADELPHIA (NL)	5-4	3.80	65	0	0	0	4	64.0	65	28	27	6	3	15	51	1	0
2019	Clearwater (A)#	0-0	3.00	3	2	0	0	0	3.0	1	1	1	1	0	0	4	0	0
	Reading (AA)#	0-0	0.00	1	1	0	0	0	2.0	2	0	0	0	0	0	2	0	0
	PHILADELPHIA (NL)	0-0	0.00	5	0	0	0	0	5.1	2	0	0	0	0	0	5	0	0
2020	PHILADELPHIA (NL)	0-1	4.01	24	0	0	0	1	24.2	22	11	11	2	3	6	25	0	0
Minor League Totals		27-19	3.64	90	57	2	1	4	363.1	380	164	147	33	10	79	249	9	0
Major League Totals		56-45	4.08	472	75	2	0	22	863.1	877	414	391	119	27	194	591	14	2

#- rehabilitation assignment

CAREER PLAYOFF STATISTICS

YEAR	RND	TEAM/OPP	W-L	ERA	G	GS	CG	SHO	SV	IP	H	R	ER	HR	HB	BB	SO	WP	BK
2010	ALDS	TEX vs. TB	0-1	4.50	1	1	0	0	0	4.0	6	3	2	0	0	0	7	0	0
	ALCS	TEX vs. NYY	0-0	8.10	1	1	0	0	0	3.1	5	3	3	1	1	0	5	0	1
	WS	TEX vs. SF	0-1	4.50	1	1	0	0	0	4.0	5	2	2	1	0	1	1	0	0
2012	ALDS	BAL vs. NYY	0-0	0.00	2	0	0	0	0	1.1	0	0	0	0	0	0	1	0	0
2014	ALDS	BAL vs. DET	0-0	0.00	1	0	0	0	0	1.0	2	0	0	0	0	1	1	0	0
	ALCS	BAL vs. KC	0-0	0.00	1	0	0	0	0	0.2	1	0	0	0	0	0	0	0	0
Postseason Totals			0-2	4.40	7	3	0	0	0	14.1	19	8	7	2	1	2	15	0	1
LDS Totals			0-1	2.84	4	1	0	0	0	6.1	8	3	2	0	0	1	9	0	0
LCS Totals			0-0	6.75	2	1	0	0	0	4.0	6	3	3	1	1	0	5	0	1

MAJOR LEAGUE HITTING TOTALS

YEAR	TEAM	AVG.	G	AB	R	H	2B	3B	HR	RBI	SH	SF	HBP	BB	SO	SB	CS	SLG	OBP	E
2020	PHILADELPHIA (NL)	.---	0	0	0	0	0	0	0	0	0	0	0	0	0	0	0	.---	.---	0
TOTAL			.000	102	4	0	0	0	0	0	0	0	0	0	2	0	0	.000	.000	11

CAREER FIELDING

POS	G	PO	A	E	PCT	TC	DP
P	472	51	119	11	.936	172	11



NON-ROSTER INVITEE

CALEB

JOSEPH

15 C

@YYZBackstop

HT	6-3	WT	200	BT	R	TH	R
----	-----	----	-----	----	---	----	---

OPENING DAY AGE: 34
 BIRTHDATE: JUNE 18, 1986
 BIRTHPLACE: NASHVILLE, TN
 RESIDES: FRANKLIN, TN
 MLB SERVICE TIME: 5 YEARS, 51 DAYS
 SIGNED BY: RICH MORALES (BALTIMORE)
 HOW OBTAINED: SIGNED AS A FREE AGENT ON FEBRUARY 28, 2021
 CONTRACT STATUS: SIGNED THROUGH 2021

MEET THE MET

- Brother of infielder Corban Joseph, who has played a total of 44 Major League games for New York (AL), Baltimore, Oakland, San Francisco and Pittsburgh...On Sept. 11, 2018, Corban pinch-hit for Caleb when both played for the Orioles, marking the first time that a brother pinch-hit for his brother since Sept. 16, 2009, when the Padres' Adrian González pinch-hit for Edgar González.
- Took a foul ball to the groin area on May 30, 2016, and later underwent surgery on his right testicle...Currently wears a Kevlar protective cup, made from material used in bulletproof vests, by a St. Louis-based company named Nutshellz.

2020 SEASON

- Appeared in three games for Toronto...Had one hit, a home run, on September 6 at Boston.

2019 SEASON

- Appeared in three stints with the D-backs...Threw out 3-of-5 attempted base-stealers.
- Made his first career pitching appearance on April 27 vs. Chicago-NL...Threw a 1-2-3 inning...Pitched again on June 16 at Washington, retiring his only batter faced.
- Fractured his left middle finger and was on the Minor League Injured List from July 17-August 14.

2018 SEASON

- Threw out 32.2 percent (19-of-59) of attempted basestealers, including a career-high three caught stealings on September 15 vs. the White Sox...Tied Salvador Pérez for the major league lead with 11 double plays as catcher.

2017 SEASON

- In 41 games from May 8-July 21, he hit .357 (40-112), and his average was the second-highest in the AL during this stretch.
- Matched his career-high with four hits on May 8 vs. Washington.

2016 SEASON

- Caught 10-of-32 (31.3 percent) would-be base stealers.
- Missed one month with a testicular injury that he suffered on May 30 vs. Boston.

CAREER BESTS

HITS, GAME
4 hits

2x, last, 5/8/17, Baltimore vs. Washington

HOME RUNS, GAME
1 home run

32x, last, 9/6/20, Toronto at Boston

MULTI-HR GAMES
None

LEADOFF HR
None

INSIDE-THE-PARK HR
None

WALK-OFF HOME RUNS
None

PINCH-HIT HOME RUNS
None

RBI, GAME
4 RBI

8/16/15, Baltimore vs. Oakland

STOLEN BASES, GAME
1 stolen base

2x, last, 8/7/18, Baltimore at Tampa Bay

HITTING STREAK
7 games

2x, last, 4/13/15-4/21/15

GRAND SLAMS
None

JOSEPH, CALEB

POSTSEASON

- Appeared on the Orioles' 2016 AL Wild Card Game roster but did not play.

2015 SEASON

- Ranked sixth among AL catchers in catchers in fielding percentage (.996), seventh in stolen base percentage (71.2 percent), and tied for 11th in catcher caught stealing (15).
- Recorded his first career triple on April 14 vs. the Yankees.
- Posted a career-high tying seven-game hitting streak from April 13-21 as he went 11-23 (.478) with a triple, home run and four RBI...His other seven-game streak was from August 2-11, 2014.
- Logged the 100th hit of his major league career with a single in the fifth inning on July 28 vs. Atlanta.
- Set single-game career-highs with three runs and four RBI on August 16 vs. Oakland (3-4, BB, 2B, HR).

2014 SEASON

- Had his contract selected from Norfolk (AAA) on May 7 and made his major league debut that night at Tampa Bay.
- Caught 38.2 percent of attempted base stealers (21-55)...His 21 caught runners were tied for 12th-most in the majors...Fell three games short of qualifying, but his 38.2 percent caught would have ranked second in the majors and led the AL.
- Collected his first career hit on May 13 vs. Detroit...Collected first career RBI on May 20 at Pittsburgh...Hit his first Major League home run on June 22 at Yankee Stadium.
- Homered in five straight games, August 2-9, setting the Orioles record for a catcher (old record was four)...Was the 15th catcher since 1914 to homer in at least five consecutive games.

POSTSEASON

- Started three postseason games, batting .222/.200/.222 with an RBI in 10 plate appearances...Went 2-3 including his first career postseason RBI in Game 2 of the ALCS.

2013 SEASON

- Was the *Tops/MiLB* Eastern League Player of the Year...Ranked second in the EL with 97 RBI and 155 hits...Was also top-5 in slugging (tied for second, .494), average (.299, fourth), home runs (22, fourth), extra-base hits (55, fourth) and on-base percentage (.386, fifth).
- Named an *MiLB.com* organizational All-Star...Also was named to the mid- and post-season Eastern League All-Star teams.

2012 SEASON

- Named an *MiLB.com* organizational All-Star.

2011 SEASON

- Was an Eastern League mid-season All-Star.

2010 SEASON

- Named an *MiLB.com* organizational All-Star... After the season, appeared in 11 games for Scottsdale in the Arizona Fall League and posted a .421 average and 1.030 OPS.

2009 SEASON

- Was a Carolina League mid- and post-season All-Star...Was ranked by *Baseball America* as Baltimore's No. 10 prospect entering the season.

2008 SEASON

- Named to the New York-Penn League mid-season All-Star team in his first professional season.

BACKGROUND

- Caleb Martin Joseph graduated from Franklin (TN) High School before attending Lipscomb University.

CAREER TRANSACTIONS

- Selected by the Baltimore Orioles in the seventh round of the 2008 First-Year Player Draft.
- On the 15-Day Disabled List, May 31-June 29, with a testicular injury.
- Signed by the Arizona Diamondbacks as a free agent on February 13, 2019.
- Signed by the Toronto Blue Jays as a free agent on January 20, 2020.
- Signed by the New York Mets as a minor league free agent on February 28, 2021.

CAREER STATISTICS

YEAR	TEAM	AVG	G	AB	R	H	2B	3B	HR	RBI	SH	SF	HBP	BB	SO	SB	CS	SLG	OBP	E
2008	Aberdeen (A)	.261	63	238	34	62	19	0	8	34	2	6	2	15	56	2	0	.441	.303	9
2009	Frederick (A)	.284	104	380	50	108	23	2	12	60	0	1	5	26	64	2	1	.450	.337	11
2010	Bowie (AA)	.235	106	378	43	89	15	1	11	51	2	3	4	33	63	1	6	.368	.301	8
2011	Bowie (AA)	.257	107	374	42	96	15	1	7	41	4	5	6	40	60	5	2	.358	.334	4
2012	Bowie (AA)	.272	80	279	38	76	17	1	12	48	2	4	3	29	60	2	0	.470	.343	3
	Norfolk (AAA)	.206	22	68	6	14	4	1	0	7	0	0	0	8	10	0	0	.294	.289	0
2013	Bowie (AA)	.299	135	518	74	155	31	2	22	97	0	10	3	39	92	4	2	.494	.346	7
2014	Norfolk (AAA)	.261	22	92	8	24	7	0	2	11	0	0	0	3	22	0	0	.402	.284	1
	BALTIMORE (AL)	.207	82	246	22	51	9	0	9	28	6	3	3	17	69	0	1	.354	.264	4
2015	BALTIMORE (AL)	.234	100	320	38	75	16	1	11	49	3	1	3	27	72	0	0	.394	.299	3
2016	BALTIMORE (AL)	.174	49	132	7	23	3	0	0	0	2	0	0	7	28	0	0	.197	.216	2
	Frederick (A)#	.294	6	17	4	5	1	0	1	5	0	3	1	2	4	0	0	.529	.348	0
	Bowie (AA)#	.286	6	21	2	6	1	0	1	2	0	0	1	1	7	0	1	.476	.348	0
	Norfolk (AAA)	.250	9	40	2	10	0	0	0	4	0	0	0	2	5	0	0	.250	.286	0
2017	BALTIMORE (AL)	.256	89	254	31	65	14	1	8	28	1	0	1	10	72	0	0	.413	.287	3
2018	BALTIMORE (AL)	.219	82	265	28	58	14	2	3	17	1	1	3	10	68	2	1	.321	.254	7
	Norfolk (AAA)	.273	24	88	10	24	2	0	2	14	0	0	1	8	19	0	0	.364	.340	1
2019	Reno (AAA)	.265	48	162	29	43	12	1	7	26	0	2	2	13	44	0	0	.481	.324	2
	ARIZONA (NL)	.211	20	38	5	8	2	0	0	3	1	0	1	1	10	0	0	.263	.250	1
	AZL D-backs (R)	.000	2	5	0	0	0	0	0	0	0	0	0	0	1	0	0	.000	.000	2
2020	TORONTO (AL)	.125	3	8	2	1	0	0	1	2	0	0	0	1	1	0	0	.500	.222	2
Minor League Totals		.268	734	2660	342	712	147	9	85	400	10	34	28	219	507	16	12	.426	.326	48
Major League Totals		.222	425	1263	133	281	58	4	32	127	14	5	11	73	320	2	2	.351	.270	22

#- rehabilitation assignment

CAREER PITCHING

YEAR	TEAM	W-L	ERA	G	GS	CG	SHO	SV	IP	H	R	ER	HR	HB	BB	SO	WP	BK
2019	ARIZONA (NL)	0-0	0.00	2	0	0	0	0	1.1	0	0	0	0	0	0	0	0	0
	Reno (AAA)	0-0	27.00	1	0	0	0	0	1.0	5	3	3	1	0	0	0	0	0

CAREER PLAYOFF STATISTICS

YEAR	RND	TEAM/OPP	AVG	G	AB	R	H	2B	3B	HR	RBI	SH	SF	HBP	BB	SO	SB	CS	SLG	OBP	E
2016	ALDS	BAL vs. DET	.000	1	3	0	0	0	0	0	0	0	0	0	0	2	0	0	.000	.000	0
	ALCS	BAL vs. KC	.333	2	6	0	2	0	0	0	1	0	1	0	0	2	0	0	.333	.286	1
Postseason Totals			.222	3	9	0	2	0	0	0	1	0	1	0	0	4	0	0	.222	.200	1

CAREER FIELDING

POS	G	PO	A	E	PCT	TC	DP
P	2	0	0	0	---	0	0
C	399	2880	185	22	.993	3087	24
1B	9	14	1	0	1.000	15	1
3B	8	1	1	0	1.000	2	0



FRANKLYN KILOME

66 RHP

[@FranklynKilome](#)
[@franklyn_kilome](#)

HT **6-6** WT **240** BT **R** TH **R**

OPENING DAY AGE: 25
BIRTHDATE: JUNE 25, 1995
BIRTHPLACE: LA ROMANA, DR
RESIDES: LA ROMANA, DR
MLB SERVICE TIME: 0 YEARS, 75 DAYS
SIGNED BY: KOBY PÉREZ (PHILADELPHIA)
HOW OBTAINED: ACQUIRED FROM PHILADELPHIA IN EXCHANGE FOR INF ASDRÚBAL CABRERA ON JULY 27, 2018
CONTRACT STATUS: ARBITRATION ELIGIBLE AFTER 2023. FREE AGENT ATER 2026

MEET THE MET

- Worked with Hall of Famer Pedro Martinez during the 2020-2021 offseason.
- Learned English while rising through the Phillies' minor league system.

2020 SEASON

- Made his major league debut on August 1 at Atlanta...Worked 4.0 innings and allowed two runs...Struck out five...Became the fifth Mets pitcher in team history to hurl 4.0 or more innings in relief his major league debut...His five strikeouts were the most by a Mets reliever making his major league debut...Had four stints with the Mets.
- Earned his first major league save in his second career outing on August 17 at Miami...Tossed 3.0 innings of relief.
- Was 1-1 with a 4.50 ERA (one earned run/2.0 innings) in two games for Leones del Escogido in the 2020-21 Dominican Winter League.

2019 SEASON

- Did not pitch due to Tommy John surgery.

2018 SEASON

- Underwent Tommy John surgery at the Hospital for Special Surgery on October 24, performed by Mets Medical Director Dr. David Altchek.
- Ranked fourth in the Eastern League with 125 strikeouts.

2017 SEASON

- Owned a 1.92 ERA (14 earned runs/65.2 innings) in his last 12 starts before being promoted to Reading (AA).
- After the season, was the 10th-best prospect in the Phillies system according to *Baseball America*.

2016 SEASON

- Posted the best strikeout per nine innings ratio (10.2) in the South Atlantic League...Fanned 130 batters in 114.2 innings.
- Allowed three earned runs or fewer in 17-consecutive starts from May 2-August 16.

2014 SEASON

- Made his professional debut with the GCL Phillies (R).

BACKGROUND

- Franklyn Kilome [kee-loh-MAY] was signed as an 17-year-old by Philadelphia out of the Dominican Republic.

CAREER TRANSACTIONS

- Signed as a non-drafted free agent by Philadelphia on January 22, 2013.
- Acquired by the New York Mets from Philadelphia in exchange for INF Asdrúbal Cabrera on July 27, 2018.
- On the 10-Day Injured List, September 2-18, 2020, with a split fingernail.

CAREER STATISTICS

YEAR	TEAM	W-L	ERA	G	GS	CG	SHO	SV	IP	H	R	ER	HR	HB	BB	SO	WP	BK
2014	GCL Phillies (R)	3-1	3.12	11	8	0	0	0	40.1	36	17	14	2	1	11	25	5	1
2015	Williamsport (A)	3-2	3.28	11	11	0	0	0	49.1	41	21	18	1	7	21	36	4	1
2016	Lakewood (A)	5-8	3.85	23	23	0	0	0	114.2	113	55	49	6	6	50	130	9	1
2017	Reading (AA)	1-3	3.64	5	5	0	0	0	29.2	25	15	12	2	0	15	20	3	0
	Clearwater (A)	6-4	2.59	19	19	0	0	0	97.1	96	33	28	5	4	37	83	14	0
2018	Reading (AA)	4-6	4.24	19	19	0	0	0	102.0	96	61	48	7	8	51	83	8	0
	Binghamton (AA)	0-3	4.03	7	7	0	0	0	38.0	31	19	17	3	3	10	42	1	0
2019									Did Not Pitch - Injured									
2020	METS	0-1	11.12	4	0	0	0	1	11.1	14	14	14	5	1	9	13	1	0
Minor League Totals		22-27	3.55	95	92	0	0	0	471.1	438	221	186	26	29	195	419	44	3



**KHALIL
LEE**

77 OF

@lilswingman24
 @kll24

HT	5-11	WT	220	BT	L	TH	L
----	-------------	----	------------	----	----------	----	----------

OPENING DAY AGE: 22
BIRTHDATE: JUNE 26, 1998
BIRTHPLACE: NEWARK, DE
RESIDES: CENTREVILLE, VA
MLB SERVICE TIME: 0 YEARS, 0 DAYS
SIGNED BY: JIM FARR (KANSAS CITY)
HOW OBTAINED: ACQUIRED IN A THREE-TEAM TRADE FROM KANSAS CITY ON FEBRUARY 10, 2021. METS SENT RHP JOSH WINCKOWSKI & A PTBNL TO BOSTON
CONTRACT STATUS: SIGNED THROUGH 2021

LEE, KHALIL

MEET THE MET

- Once thought about becoming an electrical engineer...Has always enjoyed math and solving problems.
- Originally wanted to play basketball, but stopped growing before he hit six feet...His dad helped him decide that he was more likely to make it in pro baseball...He focused on baseball beginning his sophomore year in high school...Growing up, he played basketball and ran track...Also played the saxophone.
- Enjoys bowling and roller skating in his free time... Also plays video games, including "Call of Duty" and "NBA2K"...Has a baseball card collection and was an avid collector as a kid.
- Was born in Newark, Delaware and moved to Baltimore when he was a baby before ending up in Northern Virginia beginning when he was a second grader...Loved watching Baltimore Orioles center fielder Adam Jones...Says he admired his "swag" in center and how he was a complete player...His all-time favorite player is Ken Griffey Jr.
- Was acquired by the Mets in a three-team trade with Kansas City and Boston in the same deal that saw the Royals and Red Sox swap major league outfielders...Franchy Cordero headed from Kansas City to Boston and Andrew Benintendi was dealt from Boston to Kansas City.

2020 SEASON

- Spent the entire season at the Royals' Alternate Site in Kansas City, Kansas.
- Played for Mayaguez in the Puerto Rican Winter League...Batted .196 (9-46) with four doubles, a homer and six RBI in 12 games...Turned two double plays from the outfield, earning one assist each in right field and center field.

2019 SEASON

- Selected as the Northwest Arkansas (AA) Player of the Year...Was a Texas League mid-season All-Star and an *MiLB.com* Organizational All-Star.

- Ranked third among all minor leaguers with 53 stolen bases...Led the Texas League with 65 walks and ranked fifth in runs scored (74), sixth in OBP (.363) and tied for eighth in hits (124).
- Tallied a career-high three steals on August 15 at Arkansas...Had at least two steals seven times.
- Entered the season as the No. 2 prospect in the Royals' farm system according to *MLB.com*.

2018 SEASON

- Entered the year as Kansas City's No. 2 prospect per *Baseball America*...Was also dubbed the system's Best Athlete.
- Tabbed a Carolina League mid-season All-Star.
- Played in 21 games for Surprise in the Arizona Fall League and was named a "Rising Star."

2017 SEASON

- Named an Organization All-Star by *MiLB.com* for a second-straight season, spending the entire year with Lexington (A).
- Tied for second in the South Atlantic League in home runs and ranked third in walks.
- Earned SAL Player of the Week honors for the week ending Aug. 20, after batting .409 (9-for-22) with seven extra-base hits and seven RBI in five games.
- Recorded a career-high five RBI twice, April 28 vs. Hagerstown (including his first professional grand slam) and Aug. 18 vs. Asheville.

2016 SEASON

- In his first pro season with the AZL Royals (R), earned Organizational All-Star (*MiLB.com*) and Rookie All-Star (*Baseball America*) honors.
- Led the Arizona League in total bases (88) and runs scored (43), while he tied for first in triples (6), ranked second in walks (33) and on-base percentage (.396) and fifth in slugging pct. (.484).

BACKGROUND

- Khalil Rashad Lee graduated from Flint (VA) High School in 2016.
- Was named Virginia's Gatorade Player of the Year as a senior after hitting .471 with six home runs at the plate as well as a 7-0 record with a 0.33 ERA on the mound..Threw a 5.0-inning perfect game, striking out 13 of the 15 hitters he faced.
- Entering his senior year, was named a pre-season All-American by Perfect Game and Louisville Slugger.

- Bypassed a scholarship from Liberty University (VA) when he signed with Kansas City.

CAREER TRANSACTIONS

- Selected by the Kansas City Royals in the third round of the 2016 First-Year Player Draft.
- Acquired by the New York Mets from Kansas City in a three-team trade with Boston...New York sent RHP Josh Winckowski and a player-to-be-named-later to Boston.

CAREER STATISTICS

YEAR	TEAM	AVG	G	AB	R	H	2B	3B	HR	RBI	SH	SF	HBP	BB	SO	SB	CS	SLG	OBP	E
2016	Surprise (R)	.269	49	182	43	49	9	6	6	29	0	1	6	33	57	8	4	.484	.396	4
2017	Lexington (A)	.237	121	451	71	107	24	6	17	61	3	3	10	65	171	20	18	.430	.344	7
2018	Wilmington (A)	.270	71	244	42	66	13	4	4	41	0	2	7	48	75	14	3	.406	.402	5
	NW Arkansas (AA)	.245	29	102	15	25	5	0	2	10	3	0	2	11	28	2	2	.353	.330	2
2019	NW Arkansas (AA)	.264	129	470	74	124	21	3	8	51	0	2	9	65	154	53	12	.372	.363	5
Minor League Totals		.256	399	1449	245	371	72	19	37	192	6	8	34	222	485	97	39	.409	.366	23

OUTFIELD ASSIST LEADERS

Year	Leader	Assists	Year	Leader	Assists	Year	Leader	Assists
1974	Rusty Staub	19	1990	Kevin McReynolds	14	2007	Moises Alou	7
1975	Rusty Staub	15	1991	Kevin McReynolds	9	2008	Carlos Beltrán	8
1976	Dave Kingman	10	1992	Bobby Bonilla	7	2009	Jeff Francoeur	5
1977	Lee Mazzilli	9	1993	Joe Orsulak	9		Angel Pagan	5
1978	Steve Henderson	11	1994	Joe Orsulak	8	2010	Jeff Francoeur	11
1979	Joel Youngblood	18	1995	Carl Everett	9	2011	Angel Pagan	5
1980	Steve Henderson	6	1996	Bernard Gilkey	18	2012	Andres Torres	6
1981	Ellis Valentine	8	1997	Bernard Gilkey	17	2013	Juan Lagares	15
1982	George Foster	12	1998	Bernard Gilkey	9	2014	Curtis Granderson	8
	Mookie Wilson	12	1999	Roger Cedeno	9	2015	Curtis Granderson	9
1983	George Foster	12	2000	Jay Payton	7	2016	Yoenis Cespedes	9
1984	Darryl Strawberry	11	2001	Tsuyoshi Shinjo	12	2017	Juan Lagares	7
1985	George Foster	7	2002	Timo Perez	9	2018	José Bautista	5
1986	Darryl Strawberry	10	2003	Cliff Floyd	15		Michael Conforto	5
1987	Kevin McReynolds	8	2004	Richard Hidalgo	10	2019	Michael Conforto	8
1988	Kevin McReynolds	18	2005	Cliff Floyd	15	2020	Michael Conforto	6
1989	Kevin McReynolds	10	2006	Carlos Beltrán	13			



FRANCISCO LINDOR

12 INF

@Lindor12BC
@lindor12bc

HT 5-9 WT 189 BT S TH R

OPENING DAY AGE: 27
BIRTHDATE: NOVEMBER 14, 1993
BIRTHPLACE: CAGUAS, PR
RESIDES: CLERMONT, FL
MLB SERVICE TIME: 5 YEARS, 113 DAYS
SIGNED BY: MIKE SOPER (CLEVELAND)
HOW OBTAINED: ACQUIRED FROM CLEVELAND WITH RHP CARLOS CARRASCO IN EXCHANGE FOR INF AMED ROSARIO, INF ANDRÉS GIMÉNEZ, RHP JOSH WOLF AND OF ISAIAH GREENE ON JANUARY 7, 2021
CONTRACT STATUS: SIGNED THROUGH 2021

★ ALL-STAR: 2016-2019 (AL) ✕ SILVER SLUGGER: 2017-2018
🏆 GOLD GLOVE: 2016, 2019 🏆 PLATINUM GLOVE: 2016

MEET THE MET

- Prefers his full first name, Francisco...Is nicknamed "Mr. Smile"... His high school coach, Tim Layden, told *Bleacher Report's* Joon Lee he has a "Million-dollar smile. That's what we'd always tell him: 'In case baseball doesn't work out, that smile will get you somewhere.'"
- Dyed his hair blue before the 2021 season...He said he likes the color, noting that "everything in [his] life is blue right now - blue and orange."...He also likes how his hair fades to silver over time after it's dyed blue.
- Collaborated with New Balance for a new apparel line, including his first signature shoe, the Lindor 1...The line launched on March 1, 2021.
- Is a big music fan...Enjoys listening to the Puerto Rican superstar Bad Bunny...Curated a clubhouse playlist with his teammates.
- Spent the first 11 years of his life living in Caguas, Puerto Rico before moving with his father, Miguel, to the Orlando, FL area to enroll at Montverde Academy in Clermont, Florida...Did not know one word of English upon enrolling as a 12-year-old and would write "I don't understand" to communicate.
- On March 10, 2021, Lindor and Montverde celebrated the grand opening of Lindor Hall, the school's new middle school building... Lindor made a \$1 million donation toward the construction of the state-of-the-art building, which will serve 203 students...Also established the Francisco Lindor Scholarship Fund to provide financial assistance to students at the Academy.
- Francisco's favorites: Movie - Miracle...Music - Daddy Yankee... Road city - Chicago...Road stadium - Camden Yards...TV Show - Duck Dynasty...Athletes - Roberto Alomar, Jimmy Rollins and Barry Larkin...His favorite team growing up was the Boston Red Sox.

CAREER HIGHLIGHTS

- Is one of the game's top shortstops both offensively and defensively...Has been named an All-Star four times, won two Gold Gloves and earned two Silver Slugger Awards in six major league seasons...Was also awarded the 2016 Platinum Glove (best overall defender).
- Leads all shortstops with 138 home runs since his rookie year (2015) and ranks fourth in the majors (second among shortstops) with a 54.0 UZR in that time span.
- Finished in the top 15 in AL MVP voting each season from 2016-2019.
- Ranks sixth in the majors with 28.7 bWAR since 2015 and eighth with 9.4 defensive bWAR.

CAREER BESTS

HITS, GAME

4 hits

6x, last, 9/6/18, Cleveland at Toronto

HOME RUNS, GAME

2 home runs

11x, last, 7/6/19, Cleveland at Cincinnati

MULTI-HR GAMES

7 multi-homer games

7 two-homer games

LEADOFF HR

18 leadoff home runs

last, 9/3/19, Cleveland vs. Chicago-AL

INSIDE-THE-PARK HR

None

WALK-OFF HOME RUNS

2 walk-off home runs

last, 8/8/18, Cleveland vs. Minnesota

PINCH-HIT HOME RUNS

None

RBI, GAME

7 RBI

7/2/18, Cleveland at Kansas City

STOLEN BASES, GAME

3 stolen bases

8/26/15, Cleveland vs. Milwaukee

HITTING STREAK

15 games

4/29/18-5/14/18

GRAND SLAMS

2 grand slams

last, 7/2/18, Cleveland at Kansas City

LINDOR, FRANCISCO

2020 SEASON

- Started all 60 games for Cleveland (58 at shortstop, two at DH)...Was one of 15 players to appear in every game during the abbreviated season...Led the AL in plate appearances.
- Ranked sixth in the majors with a 5.8 UZR (led all shortstops).

POSTSEASON

- Went 1-8 (125) with a double and a run scored in Cleveland's Wild Card series loss to the Yankees.

2019 SEASON

- Recorded at least 40 doubles and 30 home runs for the third consecutive season, just the fifth player in MLB history to accomplish such a streak and only the second to do so prior to his age 26 season (Albert Pujols).
- Hit his 100th career home run, April 26 at Houston, the third-youngest MLB shortstop to reach the threshold.
- Captured his second career Rawlings Gold Glove Award after the season.
- Missed the first 18 games of the season after suffering a right calf strain in early February working out in Florida...While rehabbing in Arizona in late March, he suffered a left ankle sprain running in the bases.
- Was activated on April 20 and made his season debut that day in the second game of a DH vs. Atlanta...Started 142 of the club's remaining 143 contests and appeared in each game, pinch-hitting in his only non-start on April 27 at Houston.
- Hit safely in 109 of his 142 starts and compiled the second-highest fielding pct. (.979) among qualifying AL shortstops and was credited with nine defensive runs saved (*Fangraphs*).
- His 42 extra-base hits in the second half were tied for third in the AL as he finished sixth in second half hits (86) and runs (56).

2018 SEASON

- Collected career-highs in almost every offensive category and earned his third straight American League All-Star bid...Set a single-season franchise record for home runs by a shortstop (38) for the second straight season...Became the first shortstop in MLB history with at least 35 home runs, 40 doubles and 20 stolen bases.
- Tied for the major league lead in runs (129), and finished among MLB leaders in multi-hit games (second, 58), total bases (tied for second, 343), and extra-base hits (tied for fifth, 82).

- Had 85 runs, 30 doubles, 25 home runs and 62 RBI in 94 first-half games, becoming the first shortstop ever with at least 75 runs and 50 extra-base hits before the All-Star break.
- Connected for a franchise-record & MLB-high nine lead-off home runs.
- Was named AL Player of the Month in May, batting .373 (44-118) with 10 homers, 23 RBI and a 1.169 OPS...First career monthly award.
- Clubbed two homers in six contests, tied for second in MLB with Manny Machado behind Oakland's Khris Davis (seven).
- Enjoyed a career-high 15-game hitting streak, April 29-May 14, and collected an extra-base hit in nine straight games, May 1-9.
- Homered in three straight games two times over the course of the season.
- Connected for his second career walk-off home run on August 8 vs. Minnesota.
- Collected a single-game career-high seven RBI on July 2 at Kansas City, hitting his second career grand slam off Jakob Junis.
- Recorded a career-high 47 consecutive errorless games, July 27-September 18, and recorded only one error over his final 58 games on the season.
- Made 153 starts out of the lead-off spot, leading the Majors in homers (37) and RBI (90) while batting first.
- Posted a season average of .343 against left-handed pitching, fourth-highest in the AL and sixth-highest in MLB (1.006 OPS was third-highest in the AL).

POSTSEASON

- Hit safely in all three games of the ALDS, which Cleveland lost to Houston...Belted a home run in Game 2 and Game 3, the first time in his career he homered in consecutive playoff games.

2017 SEASON

- His 33 home runs were the most by a major league shortstop since Hanley Ramirez (33) in 2008...Also had the most extra-base hits (81) by a shortstop since Jimmy Rollins (88) and Hanley Ramirez (83) in 2007...
- Won his first Louisville Slugger Silver Slugger Award...Earned fifth-place finish in the 2017 AL MVP voting.
- Became the first shortstop 23-or-younger to enjoy a 30-homer campaign since 1999, when Alex Rodriguez launched 42 at 23.
- Led major league shortstops in homers and led American League shortstops in OPS (.842).

- Collected an extra-base hit in 10 straight games, September 7-16, breaking the franchise record of nine straight held by Sandy Alomar (9/28/96-4/13/97) and Hal Trosky (1934)...Equaled the longest such streak in MLB in 2017 (Alex Bregman).
- Hit .360 (31-86) with 19 runs, four doubles, two triples, nine homers and 20 RBI over Cleveland's AL record 22-game winning streak, August 24-September 14.
- Hit his first career grand slam on April 5 at Texas, homering from both sides of the plate.
- Enjoyed three hitting streaks of at least 12 games, netting a season-high 13 game hitting streak from July 21-August 3 (only MLB player in 2017 with three hitting streaks of at least 12 games).
- Hit .223 (23-103) in his first 26 games...Hit .345 (99-287) with 44 runs, 19 doubles, four triples, 10 homers and 42 RBI in 73 second half games.... Ranked first in the entire AL in second-half average, third in hits and 10th in OPS (.930) after the break.
- Hit .370 (40-108) in 28 August games...From August 4 through the end of the season he batted .361 (MLB-high 78 hits in 216 at-bats).
- Entered the season the fourth-rated prospect in the majors (*MLB.com*).

2014 SEASON

- Split the campaign between Akron (AA) and Columbus (AAA)...Ranked as MLB's fourth-best prospect in the *MLB.com* Top 100 entering 2015.

2013 SEASON

- Ended the season ranked as the No. 10 prospect in baseball by *MLB.com*.

2011 SEASON

- Made his pro debut with Mahoning Valley (A).

BACKGROUND

- Francisco Miguel Lindor graduated from Montverde (FL) Academy.
- Got engaged during the 2020-2021 offseason... He and his fiancée, Katia, have a daughter, Kalina.
- Frequently takes time out of his offseason to visit and conduct youth clinics in his native Puerto Rico as well as at Boys & Girls Clubs during the mornings in the regular season.
- Helped Team USA U16 to a gold medal in Taiwan in 2009, hitting .500 with three triples and six steals.
- Created the "Lindor Smiles" community initiative that benefits the Miracle League of Ohio, which provides an opportunity for children and adults with mental and/or physical challenges to play baseball.

CAREER TRANSACTIONS

- Selected by Cleveland in the first round (eighth overall) of the 2011 First-Year Player Draft.
- On the 10-Day Injured List, March 25-April 19, 2019, with a right calf strain/left ankle sprain.
- Acquired by the New York Mets with RHP Carlos Carrasco from Cleveland in exchange for INF Amed Rosario, INF Andrés Giménez, RHP Josh Wolf and OF Isaiah Greene on January 7, 2021.

POSTSEASON

- Was 2-18 (.111) with a home run, four RBI and four walks in the ALDS vs. the Yankees.

2016 SEASON

- Named to the American League All-Star team... Finished tied for ninth in the AL MVP voting.
- Became the second-youngest shortstop to earn a Gold Glove behind Detroit's Alan Trammell in 1980 (22.227 in 1980).
- Finished second among AL shortstops in runs, hits and batting average and fourth in RBI. Saved 17 defensive runs for the season according to *Fangraphs*.
- Had his first career two-homer game on June 25 at Detroit.

POSTSEASON

- Hit .310 (18-58) with five runs, three doubles, two homers and six RBI in 15 games...Hit his first career postseason homer on October 6.
- His seven multi-hit games were most-ever for a player less than 23 years old...Was the youngest player to record eight or more hits in the World Series since Florida's Edgar Renteria (21) had nine hits in the 1997 World Series.

2015 SEASON

- Spent the last four months of the season at the Major League level...Led AL rookies in batting average (.313) and WAR (4.6) despite being the eighth-youngest player in the AL at the time of his promotion.
- Collected his first major league hit in second at-bat of his major league debut, a pinch-hit single at Detroit on June 14 off Joakim Soria.
- Hit his first major league home run on June 24 vs. Detroit (Buck Farmer).

CAREER STATISTICS

YEAR	TEAM	AVG	G	AB	R	H	2B	3B	HR	RBI	SH	SF	HB	BB	SO	SB	CS	SLG	OBP	E
2011	Mahoning Valley (A)	.316	5	19	4	6	0	0	0	2	0	0	0	1	5	1	0	.316	.350	1
2012	Lake County (A)	.257	122	490	83	126	24	3	6	42	4	1	11	61	78	27	12	.355	.352	18
2013	Carolina (A)	.306	83	327	51	100	19	6	1	27	6	3	2	35	39	20	5	.410	.373	18
	Akron (AA)	.289	21	76	14	22	3	1	1	7	0	0	1	14	7	5	2	.395	.407	4
2014	Akron (AA)	.278	88	342	51	95	12	4	6	48	1	3	1	40	61	25	9	.389	.352	13
	Columbus (AAA)	.273	38	165	24	45	4	0	5	14	4	2	0	9	36	3	7	.388	.307	3
2015	Columbus (AAA)	.284	59	229	26	65	11	5	2	22	5	3	0	25	38	9	7	.402	.350	8
	CLEVELAND (AL)	.313	99	390	50	122	22	4	12	51	13	7	1	27	69	12	2	.482	.353	10
2016	CLEVELAND (AL)	.301	158	604	99	182	30	3	15	78	3	15	5	57	88	19	5	.435	.358	12
2017	CLEVELAND (AL)	.273	159	651	99	178	44	4	33	89	5	3	4	60	93	15	3	.505	.337	10
2018	CLEVELAND (AL)	.277	158	661	129	183	42	2	38	92	3	3	8	70	107	25	10	.519	.352	14
2019	Columbus (AAA)#	.417	3	12	4	5	1	0	2	2	0	0	0	1	1	0	0	1.000	.462	0
	CLEVELAND (AL)	.284	143	598	101	170	40	2	32	74	1	6	3	46	98	22	5	.518	.335	10
2020	CLEVELAND (AL)	.258	60	236	30	61	13	0	8	27	0	2	4	24	41	6	2	.415	.335	1
Minor League Totals		.280	419	1660	257	464	74	19	23	164	20	12	15	186	265	90	42	.389	.355	65
Major League Totals		.285	777	3140	508	896	191	15	138	411	25	36	25	284	496	99	27	.488	.346	57

CAREER PLAYOFF STATISTICS

YEAR	RND	TEAM/OPP	AVG	G	AB	R	H	2B	3B	HR	RBI	SH	SF	HBP	BB	SO	SB	CS	SLG	OBP	E
2016	ALDS	CLE vs. BOS	.250	3	12	1	3	1	0	1	1	0	0	0	0	5	0	0	.583	.250	0
	ALCS	CLE vs. TOR	.368	5	19	2	7	1	0	1	3	0	0	0	1	5	0	1	.579	.400	0
	WS	CLE vs. CHC	.296	7	27	2	8	1	0	0	2	0	0	0	3	6	1	2	.333	.367	0
2017	ALDS	CLE vs. NYY	.111	5	18	2	2	0	0	1	4	0	0	0	4	6	0	0	.278	.273	0
2018	ALDS	CLE vs. HOU	.364	3	11	3	4	0	0	2	2	1	0	0	2	0	0	.909	.364	0	
2020	ALWC	CLE vs. NYY	.125	2	8	1	1	1	0	0	0	0	0	0	1	3	0	0	.250	.222	0
Postseason Totals			.263	25	95	11	25	4	0	5	12	1	0	0	9	27	1	3	.463	.327	0
LDS Totals			.220	11	41	6	9	1	0	4	7	1	0	0	4	13	0	0	.537	.289	0

ALL-STAR GAMES

YEAR	LEAGUE/SITE	AVG	G	AB	R	H	2B	3B	HR	RBI	SH	SF	HB	BB	SO	SB	CS	SLG	OBP	E
2016	AL/San Diego	.000	1	2	0	0	0	0	0	0	0	0	0	0	0	0	0	.000	.000	0
2017	AL/Miami	.000	1	2	0	0	0	0	0	0	0	0	0	0	2	0	0	.000	.000	0
2018	AL/Washington	.000	1	1	0	0	0	0	0	0	0	0	0	0	0	0	0	.000	.000	0
2019	AL/Cleveland	.000	1	2	0	0	0	0	0	0	0	0	0	0	1	0	0	.000	.000	0
All-Star Game Totals		.000	4	7	0	0	0	0	0	0	0	0	0	0	3	0	0	.000	.000	0

WORLD BASEBALL CLASSIC

YEAR	CLUB	AVG	G	AB	R	H	2B	3B	HR	RBI	SH	SF	HB	BB	SO	SB	CS	SLG	OBP	E
2017	Puerto Rico	.370	7	27	7	10	1	0	2	4	0	1	1	2	0	0	0	.630	.419	0

CAREER FIELDING

POS	G	PO	A	E	PCT	TC	DP
SS	763	984	1908	57	.981	2949	434

METS FROM BOTH SIDES

The following Mets have hit home runs from both sides of the plate in one game:

PlayerDate

Lee Mazzilli 9/3/78 at Los Angeles
 Howard Johnson 8/31/91 at Cincinnati
 Bobby Bonilla 4/23/93 vs. San Diego
 Bobby Bonilla 6/10/93 vs. Philadelphia
 Bobby Bonilla 5/4/94 vs. San Francisco
 Todd Hundley 6/18/94 at Florida
 Bobby Bonilla 5/12/95 vs. Montreal
 Todd Hundley 5/18/96 at San Francisco
 Todd Hundley 6/10/96 vs. Atlanta
 Carl Everett 4/20/97 vs. Chicago (G1)
 Todd Hundley 5/5/97 vs. Colorado
 Todd Hundley 7/30/97 vs. Cincinnati

PlayerDate

Tony Clark 8/3/03 vs. St. Louis
 José Reyes 8/23/03 at Atlanta
 Carlos Beltrán 7/30/06 at Atlanta
 José Reyes 8/15/06 at Philadelphia
 Carlos Beltrán 6/30/07 at Philadelphia
 Carlos Beltrán 9/17/08 at Washington
 Carlos Beltrán 9/26/10 at Philadelphia
 Carlos Beltrán 5/12/11 at Colorado
 Asdrúbal Cabrera 8/26/16 vs. Philadelphia
 Asdrúbal Cabrera 4/10/18 at Miami
 José Reyes 8/1/18 at Washington



AARON

LOUP

32 LHP

HT	6-0	WT	228	BT	L	TH	L
----	-----	----	-----	----	---	----	---

OPENING DAY AGE: 33
 BIRTHDATE: DECEMBER 19, 1987
 BIRTHPLACE: RACELAND, LA
 RESIDES: HAHNVILLE, LA
 MLB SERVICE TIME: 8 YEARS, 40 DAYS
 SIGNED BY: ROB ST. JULIEN (TORONTO)
 HOW OBTAINED: SIGNED AS A FREE AGENT ON JANUARY 29, 2021
 CONTRACT STATUS: SIGNED THROUGH 2021

MEET THE MET

- Enjoys all music, especially country...His favorite artists include Eric Church, Brantley Gilbert and Florida Georgia Line...His favorite song is Rodeo by Garth Brooks.
- Was born and raised in the New Orleans area...Roots for the New Orleans Saints.
- Enjoys watching Major League Fishing...Second career choice would be a pro bass angler...Bought a boat in 2020 after Spring Training was suspended.

2020 SEASON

- Has allowed five homers in 623 plate appearances vs. left-handed hitters during his career and has not allowed a homer to a lefty since June 13, 2017.
- Selected to the major league roster in the middle of summer camp and remained with the Rays for the entire season.
- Did not allow a run in 10 of his final 11 regular-season games, lowering his ERA from 3.95 to 2.52.
- Held lefties to a .212 (7-33) average.
- Earned two wins on the same day (August 16), winning the resumption of a suspended game before getting the victory in the regularly-scheduled contest.

POSTSEASON

- Allowed two runs, earned, in nine appearances (7.1 innings) during Tampa Bay's run to the World Series... Both runs came in the same game (World Series Game 4 vs. the Dodgers).

2019 SEASON

- Pitched in four of the Padres' first 10 games and did not allow a run before suffering a season-ending left elbow strain...Was placed on the Injured List on April 8 and remained shelved for the rest of the year.

2018 SEASON

- Split the season between Toronto and Philadelphia after the Phillies acquired him at the Trade Deadline.

2017 SEASON

- Tied for eighth in the AL with 70 appearances, one shy of his career-high...Recorded a career-high 64 strikeouts.

2016 SEASON

- Began the year on the Injured List with left elbow soreness and made his season debut on May 28... Pitched 14.1 innings over three stints with the club, finishing the year with a nine-game scoreless streak (4.2 innings).

CAREER BESTS

WIN STREAK

3 games

2x, last, 8/10/20-8/16/20

LOSS STREAK

3 games

3x, last, 6/23/17-9/1/17

STRIKEOUTS, GAME

5 strikeouts

4/7/17, Toronto at Tampa Bay

LONGEST OUTING

3.0 innings

4/12/13, Toronto at Kansas City

MOST WALKS, GAME

3 walks

3x, last, 6/30/17, Toronto vs. Boston

SCORELESS STREAK

15.1 innings

5/5/14-6/4/14

LOUP, AARON

POSTSEASON

- Was on Toronto's roster for the Wild Card Game, ALDS and ALCS but did not pitch.

2015 SEASON

- Ranked third among AL relievers with a 6.57 SO/BB ratio and seventh with a 1.49 BB/9 ratio.

POSTSEASON

- Allowed one run, earned, in four appearances (2.0 innings)...Stranded six of seven inherited runners.

2014 SEASON

- Appeared in a career-high 71 games...Stranded 51 of his major league-leading 66 inherited runners.

2013 SEASON

- In his first full major league season, ranked sixth among AL relievers with a 1.69 BB/9 ratio.
- Earned his first career win on April 10 at Detroit... Picked up his first career save at Kansas City two days later on April 12 with 3.0 hitless innings.

2012 SEASON

- Selected by the Blue Jays from New Hampshire (AA) on July 13 and made his major league the next day on July 14 vs. Cleveland...Retired all six batters faced in that appearance.
- Led the Blue Jays in appearances (33) from his the time he was called up through the end of the season.

2011 SEASON

- Was tied for fourth in the Florida State League with 48 appearances.

2010 SEASON

- Was named a Midwest League mid-season All-Star in his first full professional season.

2009 SEASON

- Made his pro debut with the GCL Blue Jays (R).

BACKGROUND

- Aaron Christopher Loup graduated from Hahnville (LA) High School before attending Tulane University in New Orleans...At Tulane, he majored in digital design.
- Named a two-time First-Team All-District 6-5A and all-metro...Helped lead Hahnville to four state playoff appearances behind a combined 32-7 record and 121 strikeouts
- Made 49 appearances (18 starts) in three seasons with the Green Wave...Struck out a team-high 61 in 57.2 innings as a junior.

CAREER TRANSACTIONS

- Selected by Toronto in the ninth round of the 2009 First-Year Player Draft.
- On the Paternity List, August 23-26, 2016.
- On the 15-Day Disabled List, April 3-May 28, 2016, with left elbow soreness.
- Acquired by Philadelphia from Toronto in exchange for RHP Jacob Waguespack on July 31, 2018.
- On the 10-Day Disabled List, August 16-September 18, 2018, with a strained left forearm.
- Signed by the San Diego Padres as a free agent on February 17, 2019.
- On the 10-Day Injured List, April 8, 2019, with a left elbow strain...Transferred to the 60-Day IL on May 24...Missed the rest of the season.
- Signed by the Tampa Bay Rays as a minor league free agent on February 11, 2020.
- Signed by the New York Mets as a free agent on January 29, 2021.

TWO WINS, ONE DAY

Only three pitchers in Mets history—Craig Anderson, Willard Hunter and Jesse Orosco—have won both ends of a doubleheader. Anderson did it on May 12, 1962, beating the Braves at the Polo Grounds, 3-2 and 8-7, with a combined three innings of shutout relief. Hunter accomplished the feat on August 23, 1964 at Shea when 1.2 innings of hitless relief earned him 2-1 and 5-4 wins over Chicago-NL. Orosco joined the group on July 31, 1983 at Shea when he held the Pirates scoreless over a total of five relief innings en route to a pair of 12-inning wins, 7-6 and 1-0. John Franco earned a save and a win (respectively) in a July 30, 1996 doubleheader vs. the Pirates at Shea.

CAREER STATISTICS

YEAR	TEAM	W-L	ERA	G	GS	CG	SHO	SV	IP	H	R	ER	HR	HB	BB	SO	WP	BK
2009	GCL Blue Jays (R)	2-1	3.86	13	0	0	0	3	16.1	17	9	7	0	3	3	19	1	0
2010	Lansing (A)	3-2	4.54	35	5	0	0	2	73.1	79	37	37	4	5	22	73	3	0
2011	Dunedin (A)	4-3	4.66	48	0	0	0	5	65.2	67	38	34	6	6	27	56	6	1
2012	New Hampshire (AA)	0-3	2.78	37	0	0	0	3	45.1	46	19	14	4	5	14	43	3	1
	TORONTO (AL)	0-2	2.64	33	0	0	0	0	30.2	26	10	9	0	0	2	21	1	1
2013	TORONTO (AL)	4-6	2.47	64	0	0	0	2	69.1	66	23	19	5	7	13	53	2	0
2014	TORONTO (AL)	4-4	3.15	71	0	0	0	4	68.2	50	25	24	4	6	30	56	5	0
2015	TORONTO (AL)	2-5	4.46	60	0	0	0	0	42.1	47	24	21	6	6	7	46	0	0
	Buffalo (AAA)	0-0	4.50	5	0	0	0	0	6.0	9	3	3	0	1	4	5	0	1
2016	Dunedin (A)	0-1	18.00	3	0	0	0	0	2.0	3	4	4	0	0	4	2	0	0
	TORONTO (AL)	0-0	5.02	21	0	0	0	0	14.1	15	8	8	2	3	4	15	3	0
	Buffalo (AAA)	3-0	1.83	20	0	0	0	1	19.2	21	4	4	0	0	3	26	0	0
2017	TORONTO (AL)	2-3	3.75	70	0	0	0	0	57.2	59	27	24	4	6	29	64	3	0
2018	TORONTO (AL)	0-0	4.54	50	0	0	0	0	35.2	44	21	18	4	3	13	42	0	0
	PHILADELPHIA (NL)	0-0	4.50	9	0	0	0	0	4.0	4	2	2	0	1	1	2	0	0
2019	SAN DIEGO (NL)	0-0	4.00	4	0	0	0	0	3.1	2	0	0	0	1	1	5	0	0
2020	TAMPA BAY (AL)	3-2	2.52	24	0	0	0	0	25.0	17	9	7	3	3	4	22	0	0
Minor League Totals		12-10	4.06	161	5	0	0	14	228.1	242	114	103	14	20	77	224	13	3
Major League Totals		15-22	3.38	406	0	0	0	6	351.0	330	149	132	28	36	104	326	14	1

CAREER PLAYOFF STATISTICS

YEAR	RND	TEAM/OPP	W-L	ERA	G	GS	CG	SHO	SV	IP	H	R	ER	HR	HB	BB	SO	WP	BK
2014	ALDS	TOR vs. TEX	0-0	0.00	2	0	0	0	0	1.0	0	0	0	0	0	0	0	0	0
	ALCS	TOR vs. KC	0-0	9.00	2	0	0	0	0	1.0	1	1	1	0	0	2	0	0	0
2020	ALWC	TB vs. TOR	0-0	0.00	1	0	0	0	0	0.2	1	0	0	0	0	0	1	0	0
	ALDS	TB vs. NYY																	
	ALCS	TB vs. HOU	0-0	0.00	4	0	0	0	0	2.1	2	0	0	0	1	1	3	1	0
	WS	TB vs. LAD	0-0	7.71	4	0	0	0	0	2.1	2	2	2	0	0	1	3	0	0
Postseason Totals			0-0	3.68	13	0	0	0	0	7.1	6	3	3	0	1	4	7	1	0
CS Totals			0-0	2.70	6	0	0	0	0	3.1	3	1	1	0	1	3	3	1	0

CAREER FIELDING

POS	G	PO	A	E	PCT	TC	DP
P	406	14	77	7	.929	98	7

MOST RUNS SCORED BY INNING

1st Inning	9, August 16, 1988, at San Francisco
2nd Inning	8, three times, last, June 6, 1980, vs. Pittsburgh
3rd Inning	12, April 29, 2016 vs. San Francisco
4th Inning	10, twice, last, September 11, 2020 at Toronto (Buffalo)
5th Inning	10, August 16, 2018 (Game One) at Philadelphia
6th Inning	11, July 16, 2006, at Chicago (NL)
7th Inning	8, three times, last, May 17, 2002 at San Diego
8th Inning	10, June 30, 2000 vs. Atlanta
9th Inning	9, April 6, 2002 at Atlanta
10th Inning	6, August 1, 2001 at Houston
11th Inning	6, June 30, 1979 at Chicago (NL)
12th Inning	4, April 14, 2000 at Pittsburgh
13th Inning	4, August 27, 2015 at Philadelphia
14th Inning	4, June 26, 1963 vs. Chicago (NL)
15th Inning	3, September 7, 1973 (Game Two) at Montreal
16th Inning	2, September 1, 1963 vs. Milwaukee
17th Inning	3, two times, last, July 7, 2007 at Houston
18th Inning	2, July 19, 2015 at St. Louis
19th Inning	5, July 4, 1985 at Atlanta
20th Inning	1, April 17, 2010 at St. Louis



JOEY

LUCCHESI

47 LHP

@JoeyFuego44

@joeyfuego23

HT	6-4	WT	224	BT	L	TH	L
----	-----	----	-----	----	---	----	---

OPENING DAY AGE: 27
 BIRTHDATE: JUNE 6, 1993
 BIRTHPLACE: NEWARK, CA
 RESIDES: NEWARK, CA
 MLB SERVICE TIME: 2 YEARS, 67 DAYS
 SIGNED BY: SAN DIEGO
 HOW OBTAINED: ACQUIRED FROM SAN DIEGO IN A THREE-TEAM TRADE WITH PITTSBURGH ON JANUARY 19, 2021.
 METS SENT C ENDY RODRIGUEZ TO PITTSBURGH
 CONTRACT STATUS: SIGNED THROUGH 2021

MEET THE MET

- Pronounces his last name loo-KAY-see.
- Gained fame for a pitch he calls a “churve”...He holds it deep in his palm like a classic circle changeup, and for most of his college career, that’s all it was – a basic changeup...Early in his pro career, he began tinkering with his wrist action as he threw it, snapping off the pitch like a breaking ball...It soon became his go-to putaway weapon...Per Statcast, his churve had an average 8.9 inch vertical drop in 2019, which was the most movement of any pitcher’s changeup by more than a full inch.
- Trying to scheme up a creative Twitter handle while at Southeast Missouri State, Lucchesi asked his college teammates for a nickname...One of them suggested “Fuego,” and years later, he still goes by the pseudonym.
- Gets a haircut the day before every start...When he arrives at a new mound, he prefers to spend time on the mound and visualize the start...He did it in college before every Friday night start...Also calls his father, Kenneth, before each start and the two talk through the next day’s game.
- His favorite player was Barry Zito growing up because of his 12-6 curveball.
- Is a big Golden State Warriors fan...Grew up playing basketball and loves the sport...His favorite players were Baron Davis and Monta Ellis.
- Enjoys playing video games and watching movies...His favorite movie is “Step Brothers.”

2020 SEASON

- Appeared in three games for the Padres...Made two starts at the beginning of the season before being optioned...Returned to the major league roster to make one more appearance (0.1 inning in relief) on September 16.

2019 SEASON

- Among all qualifying NL lefties, ranked in the top-5 in opponent average (.233, third), OPS (.702, fourth) and WHIP (1.22, fifth)...Ranked fifth among qualifying major league pitchers with a .183 opposing batting average at home.
- Threw 5.0 innings or more in 80 percent (24 of 30) of his starts...He was 10-5 with a 2.91 ERA (45 earned runs/139.0 innings) in those starts and San Diego went 13-11 in those games.
- Tossed a career-high 7.0 innings on three occasions.
- On May 24 at Toronto, he became the 17th major league pitcher to make a start in the USA, Mexico and Canada...He tossed 6.2 innings of three-hit, three-run ball behind a career-high 11 strikeouts.

CAREER BESTS

WIN STREAK

3 games
8/18/19-9/7/19

LOSS STREAK

4 games
9/13/19-8/1/20

STRIKEOUTS, GAME

11 strikeouts
5/24/19, San Diego at Toronto

DOUBLE-DIGIT STRIKEOUT GAMES

1 game
11, 5/24/19, San Diego at Toronto

LONGEST OUTING, STARTER

7.0 innings
3x, last, 6/17/19, San Diego vs. Milwaukee

MOST WALKS, GAME

5 walks
9/7/19, San Diego vs. Colorado

SCORELESS STREAK

14.0 innings
6/25/18-7/6/18

- Got the win on his 26th birthday on June 6 vs. Washington, three days after teammate Eric Lauer got the win on his 24th birthday on June 3 vs. Philadelphia...The duo became the first teammates in the majors to do so since Boston's Josh Beckett (May 5, 2012) and Andrew Miller (May 21, 2012).
- Among all ML pitchers to toss at least 70.0 IP both at home and on the road, Lucchesi's -3.66 ERA differential from road (6.22) to home (2.56) ERA was tied for the second largest with Adam Wainwright, trailing only Steven Matz (-4.31).

2018 SEASON

- Selected to the major league roster on March 30 and started that same day vs. Milwaukee, becoming the first pitcher of the 2016 draft class to make his major league debut.
- Led the Padres staff in strikeouts (145) and ranked second in starts (26) and innings (130.0).
- Among all ML rookies, ranked third in SO, tied for fourth in starts, tied for fifth in wins (eight) and sixth in innings pitched.
- Earned his first major league victory in his third career start on April 10 at Colorado.
- Logged a 1.66 ERA and a 2-0 record through his first four starts from March 30-April 15.
- Went on to allow 3 earned runs-or-fewer in 8 of his first 9 career outings from March 30-May 14.
- Optioned to El Paso (AAA) on July 12 to make a start over the All-Star break (July at Albuquerque) before being recalled by the Padres on July 23.

2017 SEASON

- Named the Padres Minor League Pitcher of the Year, going 11-7 with a combined 2.20 ERA (34 earned runs/139.0 innings) with 148 strikeouts and just 33 walks.
- Was a California League mid-season All-Star.

2016 SEASON

- Made his pro debut for Tri-City (A)...Named a short-season All-Star by *Baseball America* and was a post-season Northwest League All-Star.

BACKGROUND

- Joseph George Lucchesi graduated from Newark (CA) Memorial High School in 2011 and played two seasons at Chabot College before attending Southeast Missouri State.
- At Southeast Missouri State, became the first pitcher in conference history to win back-to-back Ohio Valley Conference Pitcher of the Year awards...As a senior, was named a Second Team All-American by the National Collegiate Baseball Writers Association...His 149 strikeouts his senior year set a new school and conference record and his 242 career strikeouts broke the Southeast Missouri record.

CAREER TRANSACTIONS

- Selected by the San Diego Padres in the fourth round of the 2016 First-Year Player Draft.
- On the 10-Day Disabled List, May 15-June 20, 2018, with a right hip strain.
- Acquired by the New York Mets from San Diego in a three-team trade on January 19, 2021...The Mets traded C Endy Rodríguez to Pittsburgh.

CAREER STATISTICS

YEAR	TEAM	W-L	ERA	G	GS	CG	SHO	SV	IP	H	R	ER	HR	HB	BB	SO	WP	BK
2016	Tri-City (A)	0-2	1.35	14	10	0	0	1	40.0	27	7	6	0	0	2	53	5	1
	Fort Wayne (A)	0-0	0.00	1	0	0	0	0	2.0	4	0	0	0	0	1	3	1	0
2017	Lake Elsinore (A)	6-4	2.52	14	14	0	0	0	78.2	56	26	22	9	2	19	95	6	2
	San Antonio (AA)	5-3	1.79	10	9	0	0	1	60.1	46	17	12	3	1	14	53	3	1
2018	SAN DIEGO (NL)	8-9	4.08	26	26	0	0	0	130.0	125	63	59	23	4	43	145	4	0
	Lake Elsinore (A)	0-0	0.00	1	1	0	0	0	4.0	0	0	0	0	1	0	6	0	0
	El Paso (AAA)	0-1	23.63	1	1	0	0	0	2.2	7	7	7	1	1	4	2	1	0
2019	SAN DIEGO (NL)	10-10	4.18	30	30	0	0	0	163.2	144	78	76	23	2	56	158	8	0
2020	SAN DIEGO (NL)	0-1	7.94	3	2	0	0	0	5.2	13	5	5	0	1	2	5	0	0
Minor League Totals		11-10	2.25	41	35	0	0	2	187.2	140	57	47	13	5	40	212	16	4
Major League Totals		18-20	4.21	59	58	0	0	0	299.1	282	146	140	46	7	101	308	12	0

MAJOR LEAGUE HITTING TOTALS

YEAR	TEAM	AVG.	G	AB	R	H	2B	3B	HR	RBI	SH	SF	HBP	BB	SO	SB	CS	SLG	OBP	E
2019	SAN DIEGO (NL)	.063	30	48	0	3	0	0	0	1	5	0	0	1	36	0	0	.063	.082	2
TOTAL		.061	56	82	2	5	0	0	0	2	5	1	0	5	57	0	0	.061	.114	5

CAREER FIELDING

POS	G	PO	A	E	PCT	TC	DP
P	59	6	46	5	.912	57	3



SETH LUGO

67 RHP

HT 6-4 WT 225 BT R TH R

OPENING DAY AGE: 31
BIRTHDATE: NOVEMBER 17, 1989
BIRTHPLACE: SHREVEPORT, LA
RESIDES: SHREVEPORT, LA
MLB SERVICE TIME: 4 YEARS, 82 DAYS
SIGNED BY: TOMMY JACKSON
HOW OBTAINED: METS 34TH-ROUND PICK IN THE 2011 FIRST-YEAR PLAYER DRAFT
CONTRACT STATUS: ELIGIBLE FREE AGENT AFTER 2022

MEET THE MET

- Is an avid frisbee golf player and a fan of the New Orleans Saints.
- Prior to the start of the 2020 season, had his first child, James, with his wife, Amanda.
- Went to Centenary (LA) College when it was a Division I school... Earned Second Team All-Summit League Honors in 2010.
- Started the World Baseball Classic championship game for Puerto Rico vs. the US in 2017...His paternal grandfather was born in Puerto Rico.

CAREER HIGHLIGHTS

- Has a 1.91 ERA (39 earned runs/184.0 innings) at Citi Field, the lowest by any Mets pitcher with at least 100.0 innings.
- Was the NL Reliever of the Month in July 2019...Did not allow an earned run in 12.2 innings with 16 strikeouts.

2020 SEASON

- Had a win as a starting pitcher, a win as a relief pitcher and three saves...Was the second season in which he recorded a win as both a starter and a reliever, and notched a save, having previously done that in 2018 (one win as a starter, two as a reliever, three saves)...The only other Mets to do that in more than one season are Nolan Ryan (1969 and 1970), Tug McGraw (1969 and 1974), Pete Falcone (1980, 1981 and 1982) and Ed Lynch (1982 and 1984)...Courtesy of Elias.
- Went 2-2 with a 6.15 ERA (18 earned runs/26.1 innings) with eight walks and 36 strikeouts in seven starts and was 1-2 with three saves, two walks, 11 strikeouts and a 2.61 ERA (three earned runs/10.1 innings) in nine games in relief...Six of his nine relief outings were scoreless.
- Retired all nine batters he faced in his start against the Marlins on August 25 (Game 2)...It was the first "perfect" appearance of three innings or longer by a Mets pitcher since April 14, 2018, when Paul Sewald went "nine up, nine down" in a 3.0 inning relief stint vs. the Brewers at Citi Field...Before Lugo, the longest "perfect" start by a Mets pitcher was 2.0 innings by Pat Zachry at Philadelphia on Sept. 25, 1980...Zachry had to leave that game after pulling a leg muscle trying to beat out a double-play grounder in the top of the third inning...Courtesy of Elias Sports Bureau.
- Ranked seventh in the majors with a 1.40 ERA (three earned runs/19.1 innings) at home (min. 17.0 innings).

2019 SEASON

- Appeared in a career-high 61 games and recorded career-highs in strikeouts...Had career-highs in strikeout rate (33.1 percent) and a career-low 5.1 percent walk rate.

CAREER BESTS

WIN STREAK
6 games

8/25/16-6/11/17

LOSS STREAK
2 games

5x, last, 7/31/20-8/14/20

STRIKEOUTS, GAME
8 strikeouts

3x, last, 9/5/20 vs. Philadelphia

LONGEST OUTING, STARTER
7.0 innings

3x, last, 6/11/17 at Atlanta

LONGEST OUTING, RELIEVER
3.0 innings

8x, last, 5/4/19 at Milwaukee

MOST WALKS, GAME
4 walks

3x, last, 7/9/18 vs. Philadelphia

SCORELESS STREAK
17.0 innings

5/1/18-5/25/18

LAST COMPLETE GAME
None

- Became the fifth Met (sixth time) to record at least 100 strikeouts in a season solely as a reliever...It was the first time since Armando Benítez struck out 106 in 2000...Benítez owns the franchise record with 128 in 1999.
- Earned National League Reliever of the Month honors for July...Went 1-0 with a save and a 0.00 ERA (12.2 IP, 3 BB, 16 K).
- Had a 15.2-inning scoreless streak from July 2-August 5...Also hurled 14.1 consecutive scoreless frames from August 17-September 15...Allowed only two earned runs in his final 15 appearances of the season, posting a 0.82 ERA (two earned runs/22.0 innings) with two walks and 29 strikeouts.
- Was tied for sixth among all relievers and third in the NL with 104 punchouts...Was tied for sixth in the NL among relievers with seven wins...Ranked sixth in the NL and ninth in the majors with a 6.50 strikeout to walk ratio.
- According to StatCast, ranked second in the majors with an average spin rate of 3,285 rpm on his curveballs (min. 250 curveballs thrown).
- Led the majors with 16 outings of 2.0 or more scoreless innings.
- Posted a 1.56 ERA (seven earned runs/40.1 IP) at home, second-lowest in the majors (min 35.0 innings).
- Owned a 1.10 ERA (four earned runs/32.2 innings) with 42 strikeouts from April 7-June 21.
- His 21 holds were the most for a Mets pitcher since Addison Reed logged 40 in 2016.
- Retired 26-straight batters from July 21-August 10, tying him with Bobby Parnell (September 19-October 3, 2012) for the longest streak by a Mets reliever in franchise history...Held opponents hitless over 35 consecutive at-bats before Washington's Anthony Rendon homered on August 10.
- His 0.90 WHIP was the lowest single-season mark by a Mets pitcher (min. 50.0 innings)...It was the sixth-lowest in the NL (min. 60.0 innings).
- On September 18 at Colorado, earned his seventh win of the year, tossing 2.0 scoreless innings with three strikeouts...Hit an RBI single in the ninth in his only at-bat of the season.
- Was fifth in the NL and 12th in the majors with 78.1 relief innings...Finished second in the NL and seventh in the majors with 27 relief outings of more than 1.0 inning.
- Had a 1.52 ERA (nine earned runs/53.1 innings) at home, the third-lowest in the majors (min. 50.0 innings)...Only Hyun-Jin Ryu (1.15) and Blake Snell (1.27) had lower home marks.
- Tossed a career-high 17.0 consecutive scoreless innings from May 1-25.
- Earned his first major league save on August 12 at Miami with 1.0 scoreless inning in a 4-3 win... Had three professional saves prior to the 2018 season, all with St. Lucie (A) of the Florida State League in 2014.
- Became the third pitcher in major league history with consecutive relief appearances of 2.0 innings or fewer with five or more strikeouts, September 9-13.

2017 SEASON

- Missed the first nine weeks of the season due to right elbow inflammation.
- Tied a franchise record by winning six consecutive road starts from August 25, 2016-June 29, 2017... Tom Seaver and Jerry Koosman each did that twice...Seaver did so from September 20, 1968-May 21, 1969 and August 9-September 27, 1969 while Koosman did it from April 11-June 4, 1968 and September 11, 1972-April 29, 1973.
- Pitched 5.0 or more innings in each of his first 19 starts, the second-longest streak in team history... Matt Harvey began his career with 44 straight starts of at least 5.0 or more innings.
- Also on the 10-Day Disabled List from August 15-27, with a right shoulder impingement...Returned and started the second game of a doubleheader on August 27 against the Nationals.
- Hit his first career home run with a solo shot in his July 15 start off of Colorado's Chris Rusin in the third inning at Citi Field...Was called on to pinch-hit for the first time in his career on August 9 at Texas.
- Went 2-1 with a 4.20 ERA (seven earned runs/15.0 innings) in three starts for Puerto Rico during the World Baseball Classic...He started the Championship Game vs. the United States.

2016 SEASON

- Was 2-2 with three saves and a 2.30 ERA (20 earned runs/78.1 innings) in 49 games in relief and 1-2 with a 3.91 ERA (10 earned runs/23.0 innings) in five starts (May 31-June 25).
- For the second consecutive year pitched exactly 101.1 innings.
- Was with the Mets from June 30-July 2, July 6-August 2 and August 12-the end of the season.
- In eight starts after joining the rotation, he went 5-1 with a 2.68 ERA (14 earned runs/47.0 innings).

- Earned his first major league win in his second career start in the Mets' 10-6 victory against the Cardinals on August 25 at Busch Stadium... Tossed 5.0 scoreless frames.

2014 SEASON

- Finished fifth in the Florida State League in strikeouts (114).

2012 SEASON

- Missed the entire season after undergoing lumbar fusion surgery.

BACKGROUND

- Jacob Seth Lugo graduated from Parkway (LA) High School...Lettered in baseball, soccer, football (punter) and track...He was a state finalist in the high-jump (6 feet, 2 inches).

CAREER TRANSACTIONS

- Selected by the New York Mets in the 34th round of the 2011 First-Year Player Draft.
- On the 10-Day Disabled List, April 2 (retroactive to March 30) to June 11, 2017, due to right elbow inflammation...Transferred to the 60-Day DL on May 26.
- On the 10-Day Disabled List, August 15-27, 2017, with a right shoulder impingement.
- On the 10-Day Injured List, May 20-30, 2019, with right shoulder tendinitis.

CAREER STATISTICS

YEAR	TEAM	W-L	ERA	G	GS	CG	SHO	SV	IP	H	R	ER	HR	HB	BB	SO	WP	BK
2011	Kingsport (R)	5-2	3.66	11	10	0	0	0	46.2	42	27	19	5	2	20	44	9	0
2012		Did Not Pitch - Injured																
2013	Brooklyn (A)	2-4	4.19	7	7	0	0	0	34.1	34	16	16	3	1	13	27	3	0
	Savannah (A)	2-2	2.53	5	5	0	0	0	32.0	22	9	9	2	1	6	39	0	0
2014	St. Lucie (A)	8-3	4.11	27	4	0	0	3	105.0	100	55	48	12	4	38	114	7	0
2015	Binghamton (AA)	6-5	3.80	19	19	0	0	0	109.0	108	54	46	8	5	30	97	6	0
	Las Vegas (AAA)	2-2	4.00	5	5	0	0	0	27.0	27	13	12	3	2	5	30	2	0
2016	Las Vegas (AAA)	3-4	6.50	21	14	0	0	0	73.1	103	63	53	10	1	20	62	4	0
	METS	5-2	2.67	17	8	0	0	0	64.0	49	19	19	7	4	21	45	1	1
2017	METS	7-5	4.71	19	18	0	0	0	101.1	114	57	53	13	2	25	85	2	1
	St. Lucie (A)#	0-1	8.10	2	1	0	0	0	6.2	9	7	6	2	1	1	4	0	0
	Binghamton (AA)#	1-1	2.77	2	2	1	0	0	13.0	14	4	4	1	0	2	15	0	0
2018	METS	3-4	2.66	54	5	0	0	3	101.1	81	36	30	9	2	28	103	2	1
2019	METS	7-4	2.70	61	0	0	0	6	80.0	56	28	24	8	5	16	104	2	0
2020	METS	3-4	5.15	16	7	0	0	3	36.2	40	22	21	8	2	10	47	1	0
Minor League Totals		29-24	4.29	99	67	1	0	3	447.0	459	248	213	46	17	135	432	31	0
Major League Totals		25-19	3.45	167	38	0	0	12	383.1	340	162	147	45	15	100	384	8	3

rehabilitation assignment

MAJOR LEAGUE HITTING TOTALS

YEAR	TEAM	AVG.	G	AB	R	H	2B	3B	HR	RBI	SH	SF	HBP	BB	SO	SB	CS	SLG	OBP	E
2019	METS	1.000	57	1	0	1	0	0	0	1	0	0	0	0	0	0	0	1.000	1.000	0
Career Totals		.158	148	57	7	9	3	0	1	4	6	1	0	2	20	0	0	.263	.183	1

Last Home Run — July 15, 2017 vs. Colorado (Chris Rusin)

Most Hits, Game — 1 hit, 9x, last - September 18, 2019 at Colorado

Most RBI, Game — 1 RBI, 4x, last - September 18, 2019 at Colorado

WORLD BASEBALL CLASSIC

YEAR	CLUB	W-L	ERA	G	GS	CG	SHO	SV	IP	H	R	ER	HR	HB	BB	SO	WP	BK
2017	Puerto Rico	2-1	4.20	3	3	0	0	0	15.0	11	7	7	3	0	5	12	1	0

CAREER FIELDING

POS	G	PO	A	E	PCT	TC	DP
P	167	36	34	1	.986	71	2



JOSÉ MARTÍNEZ

16 INF/OF

@cafejr40
@cafejr40

HT	6-6	WT	215	BT	R	TH	R
----	-----	----	-----	----	---	----	---

OPENING DAY AGE: 32
 BIRTHDATE: JULY 25, 1988
 BIRTHPLACE: LA GUAIRA, VZ
 RESIDES: LA GUAIRA, VZ
 MLB SERVICE TIME: 4 YEARS, 37 DAYS
 SIGNED BY: AMADOR ARIAS (CHICAGO-AL)
 HOW OBTAINED: SIGNED AS A FREE AGENT ON JANUARY 14, 2021
 CONTRACT STATUS: ELIGIBLE FREE AGENT AFTER 2022

MEET THE MET

- His father, the late Carlos “Cafe” Martínez, played seven seasons in the major leagues and was responsible for the fly ball that famously bounced off of José Canseco’s head for a home run in 1993...His father’s nickname is the origin of his own, “Cafecito,” which means “little coffee.”
- José developed his own brand of coffee along with Texas-based roaster Primos Coffee...The product line, called “Cafecito” after his own nickname, ran from 2018-2020 and featured his number, signature and silhouette on the packaging...In the Cardinals clubhouse, he often wore a T-shirt with his likeness emerging from a coffee cup and the words “Wake up with Cafecito”...More than 50 percent of the coffee’s proceeds were donated to charity.
- Martínez’s happiness and joy are infectious to those around him...Former Rays and current Angels Manager Joe Maddon remarked: “Everything about him just draws you toward him. He’s got an effervescence about him, there’s no question.”... His own manager in St. Louis, Mike Shildt, said of him, “He has a natural enthusiasm for this game, for life. His glass isn’t half-full—it’s just full. And I describe him as a ‘human Red Bull.’”
- In 2018, José developed a pregame tradition with fans...A teammate would point out a fan in the upper decks and José would attempt to throw them a ball...The practice became popular with teammates who would offer suggestions on which fan or dare him to try to reach the stadium’s highest points... Fans began to anticipate the practice and would stand in the upper deck as he approached.

CAREER HIGHLIGHTS

- Made his major league debut in 2016 as a 27-year-old after 10 seasons and 887 games in the minors...His 887 games were the most before making a major league debut for the Cardinals since Rico Washington (1,134 games) in 2008.
- In 2018, ranked seventh in the NL with a .305 average...This included a .433/.457/.627 (29-67) mark with RISP and two outs, the third-best average in the NL.

2020 SEASON

- Split the year with Tampa Bay and Chicago-NL...Was dealt to the Cubs on August 30...Went 0-21 with Chicago.
- After the season, played for La Guaira in the Venezuelan Winter League, going 31-96 (.323) with eight doubles, a homer, 15 RBI and 21 runs scored in 30 games.

CAREER BESTS

HITS, GAME
4 hits

6/15/19 vs. St. Louis

HOME RUNS, GAME
2 home runs

4x, last, 7/2/19, St. Louis at Seattle

MULTI-HR GAMES
4 multi-home run games
4 two-home run games

LEADOFF HR
None

INSIDE-THE-PARK HR
None

WALK-OFF HOME RUNS
None

PINCH-HIT HOME RUNS
3 pinch hit home runs
last, 6/14/19, St. Louis at Mets
(Steven Matz)

RBI, GAME
6 RBI
4/12/18, St. Louis at Cincinnati

STOLEN BASES, GAME
1 stolen base
7x, last, 9/1/19, St. Louis vs. Cincinnati

HITTING STREAK
10 games
8/30/17-9/8/17

GRAND SLAMS
1 grand slam
8/6/17, St. Louis at Cincinnati
(Homer Bailey)

MARTÍNEZ, JOSÉ

2019 SEASON

- Hit .329/.397/.600 (23-70) with five homers and 15 RBI vs. LHP...Recorded a career-high-tying four hits on April 11 vs. Los Angeles-NL...Logged his fourth-career multi-homer game at Seattle on July 2.

POSTSEASON

- Batted .538 (7-13) in seven games, including two starts as the Cardinals advanced to the NLCS... Was 4-5 (.800) as a pinch-hitter.
- Broke up Anibal Sanchez's no-hitter in the eighth inning of Game 1 of the NLCS vs. Washington.

2018 SEASON

- Ranked seventh in the NL with a .305 average... This included a .433/.457/.627 (29-67) mark with RISP and two outs, the third-best average in the NL.
- Of his 83 RBI, 42 came with two outs, third-most in the NL behind Trevor Story (57) and NL MVP MIL Christian Yelich (52).
- Recorded a career-high six RBI on April 12 at Cincinnati.
- Homered in three consecutive games from June 7-9, including a multi-homer game on June 8 at Cincinnati (both off Matt Harvey).
- Hit a pinch-hit, walk-off, two-run single off Wade Davis on August 2 vs. Colorado, giving the Cardinals a 3-2 win...Was the first walk-off hit of his career.

2017 SEASON

- His .309 average led major league rookies (min. 300 PA)...Reached base safely in 27 consecutive games to end the regular season.
- Hit an MLB-best .462 (12-26) as a pinch-hitter.
- Hit .500 (4-8) with the bases loaded, including his first career grand slam on Aug 6 at Cincinnati.
- Named NL Rookie of the Month for September, batting .345 (29-84) with four homers and 18 RBI.
- On April 25 vs. Toronto, hit his first career homer, a game-tying, two-run shot off Joe Biagini in the 7th inning...His late father, Carlos, also hit his first career homer against the Blue Jays.

2016 SEASON

- Was a September call up for the Cardinals and made his major league debut on September 6...In his second game on September 8 vs. Milwaukee, recorded his first career hit, a pinch-hit RBI single.
- Played for Team Venezuela in the annual Caribbean Series and won Most Valuable Player honors...hit .480 (12-for-25) in 6 games.

2015 SEASON

- Hit .384 to win the Pacific Coast League batting title...Set a modern-era PCL record and was the league's highest since Gene Woodling hit .385 for the San Francisco Seals in 1948...Led the PCL with a .461 OBP and 1.020 OPS.
- Missed a month with a left oblique strain.
- Named to the Royals Organizational All-Star Team by MLB.com.
- Named by Baseball America to its Triple-A All-Star Team as the designated hitter.

2014 SEASON

- Began the 2014 season playing for the Rockford Aviators in the independent Frontier League... led the Aviators in avg. (.337) and slugging pct. (.481) when he signed with the Braves in June.

2013 SEASON

- Ranked 5th in the Southern League with a .285 average...Named to the SL midseason All-Star Team.

2012 SEASON

- Ranked by Baseball America as having the Best Outfield Arm in the White Sox organization for a third consecutive year.

2011 SEASON

- Named to the Carolina League midseason All-Star Team.

2010 SEASON

- Became the first player to return to professional baseball after a meniscus transplant.

2009 SEASON

- Missed the season with a right knee injury...had a meniscus transplant operation performed by White Sox team physicians Dr. Brian Cole and Dr. Charles Bush-Joseph.

2008 SEASON

- Missed most of the season after suffering a serious knee right injury that resulted in the loss of his entire lateral meniscus.

BACKGROUND

- Jose Alberto Martinez signed with the Chicago White Sox as an international free agent as an 18-year-old out of Venezuela.
- His younger brother, Teodoro, spent time in the Rangers and Yankees minor league systems.

CAREER TRANSACTIONS

- Signed by the Chicago White Sox as a non-drafted free agent on February 16, 2006.
- Signed by the Atlanta Braves as a minor league free agent on November 13, 2012.
- Signed by the Rockford Aviators of the Independent Frontier League in April, 2014.
- Signed by the Atlanta Braves as a minor league free agent on June 20, 2014.
- Signed by the Kansas City Royals as a minor league free agent on January 28, 2015.
- Acquired by the St. Louis Cardinals from the Kansas City Royals in exchange for cash considerations on May 25, 2016.
- On the 10-Day Disabled List, May 7-28, 2017, with a left groin strain.
- On the Paternity List, June 15-17, 2018.
- On the 10-Day Injured List, August 13-September 1, 2019, with a sprained AC joint in his right shoulder.
- Acquired by the Tampa Bay Rays along with OF Randy Arozarena and a Competitive Balance Round A draft selection from St. Louis in exchange for LHP Matthew Liberatore, C Edgardo Rodríguez and a Competitive Balance Round B draft selection on January 9, 2020.
- Acquired by the Chicago Cubs from Tampa Bay in exchange for cash on August 30, 2020.
- Signed by the New York Mets as a free agent on January 14, 2021.

CAREER STATISTICS

YEAR	TEAM	AVG	G	AB	R	H	2B	3B	HR	RBI	SH	SF	HBP	BB	SO	SB	CS	SLG	OBP	E						
2006	VSL Bal/CWS (R)	.278	54	158	26	44	8	0	4	30	1	3	4	25	29	5	4	.405	.384	3						
2007	Bristol (R)	.282	65	245	34	69	11	3	7	37	2	2	4	22	53	12	2	.437	.348	4						
2008	Kannapolis (A)	.306	39	144	19	44	5	0	2	18	0	0	0	12	26	7	5	.382	.359	1						
2009									Injured - Did Not Play																	
2010	Bristol (R)	.409	6	22	5	9	1	0	1	5	0	0	0	2	3	1	0	.591	.458	0						
	Winston-Salem (A)	.242	61	236	28	57	8	1	5	24	3	3	2	17	42	4	1	.347	.295	2						
2011	Winston-Salem (A)	.314	80	315	45	99	13	3	5	29	2	1	2	13	44	2	3	.422	.344	7						
	Birmingham (AA)	.295	53	200	19	59	13	1	1	16	2	2	1	15	25	5	2	.385	.344	7						
2012	Birmingham (AA)	.248	114	436	54	108	15	1	5	42	2	1	2	41	87	6	3	.321	.315	5						
2013	Mississippi (AA)	.285	123	431	46	123	19	0	6	39	4	2	1	37	63	6	9	.371	.342	4						
2014	Rockford (Ind.)	.337	28	104	17	35	6	0	3	14	0	2	0	10	12	6	1	.481	.388	1						
	Lynchburg (A)	.319	66	257	32	82	14	3	4	34	0	5	0	26	37	5	1	.444	.375	3						
2015	Omaha (AAA)	.384	98	341	57	131	25	3	10	60	1	3	3	48	55	8	2	.563	.461	4						
	AZL Royals (R)	.333	4	15	2	5	2	0	0	2	0	1	0	1	0	0	1	.467	.353	0						
2016	Omaha (AAA)	.298	37	141	18	42	10	0	3	18	0	4	1	14	24	2	0	.433	.356	2						
	Memphis (AAA)	.269	87	301	34	81	18	1	8	42	1	1	1	25	50	9	1	.415	.326	5						
	ST. LOUIS (NL)	.438	12	16	4	7	1	0	0	1	0	0	0	2	1	0	0	.500	.500	0						
2017	ST. LOUIS (NL)	.309	106	272	47	84	13	1	14	46	1	2	0	32	60	4	0	.518	.379	3						
	Palm Beach (A)#	.333	3	12	4	4	2	0	1	4	0	0	0	2	1	1	0	.750	.429	1						
2018	ST. LOUIS (NL)	.305	152	534	64	163	30	0	17	83	2	3	2	49	104	0	3	.457	.364	7						
2019	ST. LOUIS (NL)	.269	128	334	45	90	13	2	10	42	0	2	2	35	82	3	0	.410	.340	3						
	Springfield (AA)	.500	5	16	0	8	1	0	0	4	0	0	0	3	1	1	0	.563	.579	0						
2020	TAMPA BAY (AL)	.239	24	67	10	16	4	0	2	10	0	0	0	9	20	0	0	.388	.329	0						
	CHICAGO (NL)	.000	10	21	0	0	0	0	0	0	0	0	0	1	7	0	0	.000	.045	0						
Minor League Totals		.295	895	3270	423	965	165	16	62	404	18	28	21	303	540	74	34	.412	.356	48						
Major League Totals		.289	432	1244	170	360	61	3	43	182	3	7	4	128	274	7	3	.447	.356	13						
Independent Totals		.337	28	104	17	35	6	0	3	14	0	2	0	10	12	6	1	.481	.388	1						

CAREER PLAYOFF STATISTICS

YEAR	RND	TEAM/OPP	AVG	G	AB	R	H	2B	3B	HR	RBI	SH	SF	HBP	BB	SO	SB	CS	SLG	OBP	E
2019	NLDS	STL vs. ATL	.667	3	3	0	2	0	0	0	0	0	0	0	0	1	0	0	.667	.667	0
	NLCS	STL vs. WAS	.500	4	10	1	5	2	0	0	3	0	0	0	0	2	0	0	.700	.500	0
Postseason Totals			.538	7	13	1	7	2	0	0	3	0	0	0	0	3	0	0	.692	.538	0

CAREER FIELDING

POS	G	PO	A	E	PCT	TC	DP
1B	124	875	49	9	.990	933	87
OF	169	229	6	4	.983	239	1



NON-ROSTER INVITEE

RONNY
MAURICIO

94 INF

@el_chimii04

HT **6-2** WT **211** BT **S** TH **R**

OPENING DAY AGE: **19**
 BIRTHDATE: **APRIL 4, 2001**
 BIRTHPLACE: **SAN PEDRO DE MACORIS, DR**
 RESIDES: **SAN PEDRO DE MACORIS, DR**
 MLB SERVICE TIME: **0 YEARS, 0 DAYS**
 SIGNED BY: **MARCIANO ÁLVAREZ**
 HOW OBTAINED: **SIGNED AS A NON-DRAFTED FREE AGENT ON JULY 2, 2017**
 CONTRACT STATUS: **SIGNED THROUGH 2021**

MEET THE MET

- His favorite players growing up were José Reyes and Javier Báez...Enjoys the spark and hustle they bring to the game...His favorite athlete is LeBron James, who he thinks is the greatest basketball player of all time.
- Frequently posts dance videos on TikTok (@chimiy48).
- Is a switch hitter, but feels more comfortable batting left-handed.

2020 SEASON

- Did not play after the minor league season was cancelled...Arrived at the Mets' Alternate Training Site in Brooklyn in mid-August and spent the remainder of the year there.
- Struck out in his lone plate appearance for Tigres del Licey in the Dominican Winter League...Played 1.0 inning at shortstop.
- After the season, was ranked as the No. 65 prospect in the majors (No. 2 Mets prospect) by *Baseball America*...That publication also rated him as the best athlete and best defensive infielder in the Mets minor league system.

2019 SEASON

- Was a South Atlantic League mid-season All-Star with Columbia (A).
- After the season, *Baseball America* rated him as the No. 66 overall prospect in the majors and the top prospect in the Mets' system.

2018 SEASON

- Made his pro debut with the GCL Mets (R) and was the Sterling Award recipient there, emblematic of the team's most valuable player.
- Spent the last week of the season with Kingsport (R) of the Appalachian League.

BACKGROUND

- Ronny Mauricio signed with the Mets as a 16-year-old in the Dominican Republic.

CAREER TRANSACTIONS

- Signed by the New York Mets as a non-drafted free agent on July 2, 2017.

CAREER STATISTICS

YEAR	TEAM	AVG	G	AB	R	H	2B	3B	HR	RBI	SH	SF	HBP	BB	SO	SB	CS	SLG	OBP	E
2018	GCL Mets (R)	.279	49	197	26	55	13	3	3	31	0	5	0	10	31	1	6	.421	.307	14
	Kingsport (R)	.233	8	30	6	7	3	0	0	4	0	2	0	3	9	1	0	.333	.286	2
2019	Columbia (A)	.268	116	470	62	126	20	5	4	37	3	3	5	23	99	6	10	.357	.307	23
Minor League Totals		.270	173	697	94	188	36	8	7	72	3	10	5	36	139	8	16	.374	.306	39



NON-ROSTER INVITEE

BRUCE

MAXWELL

60 INF

@bufaloblanco13 @thedreamisbigger1113

HT	6-0	WT	270	BT	L	TH	R
----	-----	----	-----	----	---	----	---

OPENING DAY AGE: 30
 BIRTHDATE: DECEMBER 20, 1990
 BIRTHPLACE: WEISBADEN, GERMANY
 RESIDES: SCOTTSDALE, AZ
 MLB SERVICE TIME: 1 YEAR, 83 DAYS
 SIGNED BY: KELCEY MUCKER (OAKLAND)
 HOW OBTAINED: SIGNED AS A MINOR LEAGUE FREE AGENT ON NOVEMBER 4, 2020
 CONTRACT STATUS: ARBITRATION ELIGIBLE AFTER 2022. ELIGIBLE FREE AGENT AFTER 2025

MEET THE MET

- Was the first player in Athletics history born in Germany...Played for Germany in the World Baseball Classic Qualifier in 2016... Only three players from Germany have ever played for the Mets: Aaron Altherr (2019), Tobi Stoner (2009-2010) and Ron Gardenhire (1981-1985).

2020 SEASON

- Spent the season at the Mets' Alternate Site after being signed on July 30...Did not appear on the major league roster.

2019 SEASON

- Played for Monclova in the Mexican League...Hit .325 (138-424) with 27 doubles, 24 home runs, 112 RBI and a .966 OPS.

2018 SEASON

- Made Oakland's Opening Day roster...Remained with the big league club until June 2, playing in 18 games before being optioned to Nashville (AAA).

2017 SEASON

- Appeared in three stints with the A's...Had no extra-base hits and no RBI in his first two stints (nine games), then batted .240 with 12 doubles, three home runs and 22 RBI in his last 67 games during his third stint.
- Did not commit a single error in 74 games as a catcher.

2016 SEASON

- Made his major league debut on July 23 against Tampa Bay, grounding out as a pinch hitter.
- Recorded his first major league hit in his third game, July 30 at Cleveland, a single off Josh Tomlin.
- Batted .385 in 19 games in September, including a career-best seven-game hitting streak from September 3-17.
- Hit his first career home run on September 19 vs. Houston off Brad Peacock.
- Hit .321/.393/.539 in 60 games with Nashville (AAA).

2015 SEASON

- Won the Texas League Championship with Midland (AA)...Led the league with a .997 fielding percentage as a catcher.

CAREER BESTS

HITS, GAME
3 hits

5x, last, 6/27/17, Oakland at Houston

HOME RUNS, GAME
1 home run

5x, last, 6/2/18, Oakland at Kansas City

MULTI-HR GAMES
None

LEADOFF HR
None

INSIDE-THE-PARK HR
None

WALK-OFF HOME RUNS
None

PINCH-HIT HOME RUNS
None

RBI, GAME
2 RBI

8x, last, 6/2/18, Oakland at Kansas City

STOLEN BASES, GAME
None

HITTING STREAK
7 games
9/3/16-9/17/16

GRAND SLAMS
None

MAXWELL, BRUCE

2014 SEASON

- Named a California League mid-season All-Star.

2013 SEASON

- Was a Midwest League mid-season All-Star.

2012 SEASON

- Made his pro debut for the AZL Athletics (R).

BACKGROUND

- Bruce Tyrone Maxwell III graduated from Sparkman (AL) High School before attending Birmingham Southern College.
- Was named the 2012 American Baseball Coaches Association/Rawlings National Player of the Year after leading his conference in batting average (.471), homers (15), doubles (25), runs scored (56), walks (59) slugging (.928) and on-base percentage (.619).

CAREER TRANSACTIONS

- Selected by the Oakland Athletics in the second round of the 2012 First-Year Player Draft.
- On the Restricted List, May 17-21, 2018.
- Signed by the New York Mets as a minor league free agent on July 30, 2020...Re-signed as a minor league free agent on November 4, 2020.

CAREER STATISTICS

YEAR	TEAM	AVG	G	AB	R	H	2B	3B	HR	RBI	SH	SF	HBP	BB	SO	SB	CS	SLG	OBP	E
2012	AZL Athletics (R)	.524	6	21	8	11	4	0	0	4	0	0	0	5	3	0	0	.714	.615	0
	Vermont (A)	.254	61	228	22	58	14	0	0	22	1	1	0	26	35	1	0	.316	.329	6
2013	Beloit (A)	.286	57	199	25	57	14	0	2	28	3	2	0	24	29	0	0	.387	.360	2
	Stockton (A)	.263	47	175	19	46	8	0	5	21	0	2	1	19	34	0	0	.394	.335	3
2014	Stockton (A)	.273	79	289	33	79	11	1	6	35	0	2	2	41	58	0	1	.381	.365	8
	Midland (AA)	.141	25	85	8	12	3	0	0	2	0	0	0	9	32	0	1	.176	.223	0
2015	Midland (AA)	.243	96	338	32	82	16	0	2	48	1	2	1	39	54	0	1	.308	.321	2
2016	Nashville (AAA)	.321	60	193	27	62	12	0	10	41	0	2	0	24	38	1	0	.539	.393	5
	OAKLAND (AL)	.283	33	92	8	26	6	1	1	14	0	1	0	8	24	0	0	.403	.337	1
2017	Nashville (AAA)	.286	25	84	11	24	9	0	2	14	0	1	0	8	14	0	0	.464	.344	0
	OAKLAND (AL)	.237	76	219	21	52	12	0	3	22	1	2	0	31	63	0	0	.333	.329	1
2018	OAKLAND (AL)	.182	18	55	5	10	4	0	1	6	0	1	0	2	13	0	0	.309	.207	0
	Nashville (AAA)	.219	51	178	9	39	8	0	1	17	0	1	0	21	61	0	0	.281	.300	1
2019	Monclova (Mex.)	.325	109	424	84	138	27	0	24	112	0	3	1	59	94	0	0	.559	.407	4
Minor League Totals		.263	5070	1790	194	470	99	1	28	232	5	13	4	216	358	2	3	.366	.341	27

CAREER FIELDING

POS	G	PO	A	E	PCT	TC	DP
C	119	758	52	1	.999	811	9

NINE FOR NINE

The Mets' club record for the most hits in consecutive official at-bats is nine, first set by Jose Vizcaino in 1996 and then tied by John Olerud in 1998. Vizcaino's streak began on April 23 with a double against the Reds at Shea. In Jose's next plate appearance, he sacrificed. After that, he hit two singles, a double, two more singles, another double, a single, a triple and then struck out in the ninth inning against Jeff Parrett to end the streak on April 25 at St. Louis.

In 1999, Olerud tied the club record with nine consecutive hits, from his final at-bat on September 16 at Houston to September 20 vs. Florida. The streak came to an end when he grounded to second in the third inning of the Mets' September 22 contest vs. Montreal.

Olerud tied a National League record with his first-inning walk on September 22 vs. Montreal, reaching base 15 straight times dating back to a single in his final at-bat on September 16th at Houston. Barry Bonds reached base 15 straight times from August 31-September 4, 2004 (9-9 with six walks).



TREVOR MAY

65 RHP

[@IamTrevorMay](#)
[@trevmay65](#)

HT	6-4	WT	251	BT	R	TH	R
----	-----	----	-----	----	---	----	---

OPENING DAY AGE: 31
BIRTHDATE: SEPTEMBER 23, 1989
BIRTHPLACE: LONGVIEW, WA
RESIDES: SEATTLE, WA
MLB SERVICE TIME: 6 YEARS, 12 DAYS
SIGNED BY: DAVE RYLES (PHILADELPHIA)
HOW OBTAINED: SIGNED AS A FREE AGENT ON DECEMBER 2, 2020
CONTRACT STATUS: SIGNED THROUGH 2022

MEET THE MET

- Was a 2008 graduate of Kelso (WA) High School where he was the valedictorian.
- Writes and produces house music, live DJ's under several monikers, wrote a blog in 2017 for MLBTradeRumors.
- Is an owner of the Zappers, a team in the Fan Controlled Football League, which began in 2021...Minnesota Vikings runningback Dalvin Cook is another part-owner of the team.
- Very active on social media, including Instagram and Twitter as well as Youtube at youtube.com/iamtrevormay.
- Grew up a Ken Griffey, Jr. fan and is a Seattle Seahawks fan.
- Is a regular streamer on Twitch.tv under the name "IamTrevorMay"... Fortnite is his game of choice...Hosted "Fortday" at Target Field September 9, 2018 pre-game vs. Kansas City; gamers and baseball fans were invited to watch professional gamers BasicallyIDoWork and Jordan Fisher play the online game Fortnite live on the videoboards at Target Field.

CAREER HIGHLIGHTS

- Has the 13th-lowest batting average against (.196) over the last two years in the majors (minimum 85.0 innings)...Also has the 17th-highest K/9 rate (12.01) in the majors since 2019.
- Ranked second in the American League with 14.66 strikeouts per nine innings (minimum 20.0 innings) in 2020.
- Underwent "Tommy John" surgery in March of 2017.
- Selected to play in SiriusXM Futures Game at Target Field in 2014 but did not pitch (injury).

2020 SEASON

- Made the Opening Day roster for third time in career (also 2016 and 2019) and was the winning pitcher on Opening Day July 24 at Chicago-AL, pitching 1.0 scoreless inning in a 10-5 victory.
- Surpassed 300.0 innings pitched for his career on August 16 vs. Kansas City.
- Struck out at least one batter in 19 of 23 appearances and multiple batters in 10 appearances.
- Had a scoreless appearance in 17 of his 24 games.
- Held left-handed hitters to a .200 (9-45) batting average and right-handed batters to a .256 (11-43) mark.
- Ranked second in the AL in strikeouts-per-9.0 innings pitched with 14.66 (min 20.0 IP).

POSTSEASON

- Tossed 2.0 scoreless frames in the 2020 Wild Card Series vs. Houston.

CAREER BESTS

WIN STREAK
5 games

7/16/16-8/29/18

LOSS STREAK
4 games

3x, last, 8/14/15-5/13/16

STRIKEOUTS, GAME
10 strikeouts

9/14/14, Minnesota at Chicago-AL

LONGEST OUTING, STARTER
7.0 innings

2x, last, 6/3/15 (G2),
Minnesota at Boston

LONGEST OUTING, RELIEVER
2.1 innings

2x, last, 7/24/16,
Minnesota at Boston

MOST WALKS, GAME
7 walks

8/9/14, Minnesota at Oakland

SCORELESS STREAK
12.0 innings

9/17/18-4/10/19

MAY, TREVOR

2019 SEASON

- Made the Opening Day roster for second time in career and first time since 2016.
- Did not allow a home run in first 20 appearances from March 30-May 15 (16.1 IP) and just one homer allowed in 31 of first 32 appearances March 30-June 22 (26.1 IP).
- Struck out multiple batters in six-straight appearances June 27-July 14 and in 11 of 14 appearances from June 27-August 14, posting a 14.29 strikeouts-per-9.0 IP in that span...Struck out multiple batters 22 times on season.
- Held left-handed hitters to a .185 batting average and right-handed hitters to a .182 average.
- Posted an ERA of 1.41 (five earned runs/32.0 innings) in 30 road games.
- Allowed just three of 22 inherited runners (13.6 percent) to score.

POSTSEASON

- Made two appearances in 2019 ALDS vs. New York-AL, pitching 1.0 scoreless inning (0.1 in Game 1, 0.2 in Game 2) with one hit allowed and two strikeouts.

2018 SEASON

- Spent the first half of the season on the 60-day IL recovering from "Tommy John" surgery he had in March of 2017.
- Recalled from Rochester (AAA) on July 31 and made his season debut that same day, his first major league appearance in 688 days.
- Made the start as the opener September 4 at Houston, allowing four runs on five hits in 1.0 inning pitched and was dealt the loss.
- Earned his first career save on 29th birthday September 23 at Oakland, pitching 1.1 scoreless innings of relief.

2017 SEASON

- Diagnosed with torn ulnar collateral ligament in right elbow March 11 and underwent "Tommy John" surgery March 22 and missed the entire season...Placed on 60-day Injured List March 22.

2016 SEASON

- Made an Opening Day roster for the first time in his career.
- Held left-handed hitters to a .153 (9-59) batting average.
- Posted a strikeouts-per-9.0 innings pitched ratio of 12.66, seventh best in the AL and 10th in the majors (min. 40.0 IP).

2015 SEASON

- Made the start in the Twins home opener on April 13 vs. Kansas City.
- Moved to the bullpen in beginning of July; had gone 4-7, 4.37 ERA (80.1 IP, 39 ER) with 18 walks and 71 strikeouts in 15 starts.
- Held opponents scoreless in 14 consecutive relief appearances (13.0 IP) from July 25-August 28.
- Led all AL rookies (min. 100.0 innings) in strikeouts-per-walk (4.23) and ranked fourth in strikeouts (110) and tied for seventh in games (48).

2014 SEASON

- Selected to pitch in SiriusXM Futures Game at Target Field, but did not pitch (injured).
- Took the loss in his major league debut in a start August 9 at Oakland, allowing four runs on three hits and seven walks in 2.0 innings pitched.
- Earned first major league win September 3 vs. Chicago-AL, allowing three runs on six hits in 5.0 innings pitched, with one walk and six strikeouts as the Twins won 11-4.
- Set season and career-high with 10 strikeouts (6.0 IP) September 14 at Chicago-AL.

2013 SEASON

- Named to Eastern League All-Star team.
- Led the Eastern League in strikeouts (159), tied for first in starts (27) and ranked fifth in innings pitched (151.2).

2012 SEASON

- Led the Eastern League in strikeouts (151), was tied for first in starts (28), tied for eighth in wins (10), and 10th in innings (149.2).

2011 SEASON

- Named to Florida State League All-Star team and earned the win (1.0 IP) in the All-Star Game.
- Struck out 208 batters in 151.1 IP (12.37 K/9.0 IP), third-most in all of minor league baseball.
- Led the Florida State League in strikeouts and shutouts (two), tied for second in complete games (three) and starts (27), and ranked third in innings pitched (151.1).
- Named the top prospect in the Phillies minor league system by *Baseball America*.

2010 SEASON

- Was a Florida State League mid-season All-Star.

2009 SEASON

- Named Phillies minor league Pitcher of the Week August 31-September 7.

2008 SEASON

- Began professional career with the GCL Phillies and participated in Florida Instructional League

BACKGROUND

- Was a 2008 graduate of Kelso (WA) High School where he was the valedictorian.
- In 2019 raised funds through the Big League Impact ALL WIN campaign, impacting Gillette Children's Hospital.

CAREER TRANSACTIONS

- Selected by Philadelphia in fourth round of 2008 First-Year Player Draft.
- Acquired by Philadelphia from Minnesota on December 6, 2012 along with RHP Vance Worley in exchange for OF Ben Revere.
- On the 15-Day Injured List, June 10-July 5, 2016 with back spasms.
- On the 15-Day Injured List, August 7-September 9, 2016 with back spasms.
- On the 15-day Injured List, September 12-end of 2016 season with a lower back strain.
- Was on the 60-Day Injured List from March 22, 2017-June 7, 2018 recovering from Tommy John surgery.
- Signed by the New York Mets to a two-year contract on December 2, 2020.

CAREER STATISTICS

YEAR	TEAM	W-L	ERA	G	GS	CG	SHO	SV	IP	H	R	ER	HR	HB	BB	SO	WP	BK
2008	GCL Phillies (R)	1-1	3.75	5	2	0	0	0	12.0	11	7	5	0	1	7	11	1	0
2009	Lakewood (A)	4-1	2.56	15	15	0	0	0	77.1	58	24	22	3	2	43	95	6	1
2010	Clearwater (A)	5-5	5.01	16	14	0	0	0	70.0	53	41	39	7	5	61	90	9	1
	Lakewood (A)	7-3	2.91	11	11	0	0	0	65.0	51	22	21	3	1	20	92	5	0
2011	Clearwater (A)	10-8	3.63	27	27	3	2	0	151.1	121	65	61	8	5	67	208	8	0
2012	Reading (AA)	10-13	4.87	28	28	0	0	0	149.2	139	87	81	22	11	78	151	8	1
2013	New Britain (AA)	9-9	4.51	27	27	2	2	0	151.2	149	79	76	14	8	67	159	7	0
2014	Rochester (AAA)	8-6	2.84	18	18	1	1	0	98.1	75	33	31	4	0	39	94	2	0
	MINNESOTA (AL)	3-6	7.88	10	9	0	0	0	45.2	59	41	40	7	2	22	44	3	0
2015	MINNESOTA (AL)	8-9	4.00	48	16	0	0	0	114.2	127	53	51	11	4	26	110	4	0
2016	Rochester (AAA)	0-1	2.45	4	0	0	0	1	3.2	1	1	1	0	1	1	6	1	0
	MINNESOTA (AL)	2-2	5.27	44	0	0	0	0	42.2	39	26	25	7	2	17	60	10	0
2017									Did Not Play - Injured									
2018	Fort Myers (A)	0-0	0.00	1	1	0	0	0	3.0	1	0	0	0	0	3	5	0	0
	Rochester (AAA)	0-4	4.00	13	4	0	0	2	27.0	24	14	12	2	1	16	25	1	0
	MINNESOTA (AL)	4-1	3.20	24	1	0	0	3	25.1	21	9	9	4	1	5	36	1	0
2019	MINNESOTA (AL)	5-3	2.94	65	0	0	0	2	64.1	43	24	21	8	3	26	79	3	0
2020	MINNESOTA (AL)	1-0	3.86	24	0	0	0	2	23.1	20	11	10	5	0	7	38	2	0
Minor League Totals		54-51	3.88	165	147	6	5	3	809.0	683	373	349	63	35	402	936	48	3
Major League Totals		23-21	4.44	215	26	0	0	7	316.0	309	164	156	42	12	103	367	23	0

rehabilitation assignment

CAREER PLAYOFF STATISTICS

YEAR	RND	TEAM/OPP	W-L	ERA	G	GS	CG	SHO	SV	IP	H	R	ER	HR	HB	BB	SO	WP	BK
2019	ALDS	MIN vs. NYY	0-0	0.00	2	0	0	0	0	1.0	1	0	0	0	0	0	2	0	0
2020	ALWC	MIN vs. HOU	0-0	0.00	2	0	0	0	0	2.0	0	0	0	0	0	0	0	0	0
Postseason Totals			0-0	0.00	4	0	0	0	0	3.0	1	0	0	0	0	0	2	0	0

MAJOR LEAGUE HITTING TOTALS

YEAR	TEAM	AVG.	G	AB	R	H	2B	3B	HR	RBI	SH	SF	HBP	BB	SO	SB	CS	SLG	OBP	E
2015	MINNESOTA	.000	48	3	0	0	0	0	0	0	0	0	0	0	3	0	0	.000	.000	2
TOTAL		.000	48	3	0	0	0	0	0	0	0	0	0	0	3	0	0	.000	.000	6

CAREER FIELDING

POS	G	PO	A	E	PCT	TC	DP
P	215	10	18	6	.824	34	0



PATRICK MAZEIKA

76 C

@pattaymaz10
@pattaymaz10

HT 6-2 WT 212 BT L TH R

OPENING DAY AGE: 27
 BIRTHDATE: OCTOBER 14, 1993
 BIRTHPLACE: SPRINGFIELD, MA
 RESIDES: DAYTONA, FL
 MLB SERVICE TIME: 0 YEARS, 8 DAYS
 SIGNED BY: JON UPDIKE
 HOW OBTAINED: METS EIGHTH-ROUND PICK IN THE 2015 FIRST-YEAR PLAYER DRAFT
 CONTRACT STATUS: SIGNED THROUGH 2021

MEET THE MET

- Is married to his wife Jordann, who works as a nurse in the NICU...Together they had a child, Brady, in the off-season.
- His father worked as a high school math teacher... His mother worked in sales.
- Started playing catcher at a young age...His favorite player was Jason Varitek.

2020 SEASON

- Had his contract selected for the first time in his career on August 25...Did not appear in a game... Spent the majority of the year at the team's Alternate Training Site.

2019 SEASON

- Led Binghamton (AA) in doubles (25), home runs (16), RBI (69), and total bases (176)...Was tied for second in RBI and sixth in home runs in the Eastern League.
- Had a 15-game hitting streak from April 27-May 16.
- Earned Post-Season and Mid-Season Eastern League All-Star honors.
- Was named Player of the Week for the week of May 19...Earned first-career weekly honor after going 9-27 with four homers and four doubles in seven games.

2018 SEASON

- Was named an Eastern League mid-season All-Star, his second-straight mid-season honor.

2017 SEASON

- Named to the mid-season and post-season Florida State League All-Star teams.
- Had a 13-game hitting streak from April 26-May 9 where he batted .479 (23-48).
- Saw action at catcher, first base and designated hitter during the season.

2015 SEASON

- Named to the Appalachian League's post-season All-Star team.
- Was the Sterling Award co-winner at Kingsport, emblematic of the top player on his team.
- Led the Appy League in doubles (27) and OBP (.451).

BACKGROUND

- Patrick Alan Mazeika [mah-ZEE-kah] graduated from Salisbury (CT) High School before attending Stetson University.
- His high school baseball team went 33-0 during his senior year...Also played high school football and basketball.
- Earned first-team Atlantic Sun honors during his freshman and junior seasons at Stetson...Also voted a first-team freshman All-American by *Baseball America* in 2013.
- His father, Joe, played baseball at Springfield College (MA).

CAREER TRANSACTIONS

- Selected by the New York Mets in the eighth round of the 2015 First-Year Player Draft.

CAREER STATISTICS

YEAR	TEAM	AVG	G	AB	R	H	2B	3B	HR	RBI	SH	SF	HBP	BB	SO	SB	CS	SLG	OBP	E
2015	Kingsport (R)	.354	62	226	44	80	27	0	5	48	0	1	17	24	26	1	0	.540	.451	1
2016	Columbia (A)	.305	70	239	34	73	14	0	3	35	1	5	10	38	39	2	0	.402	.414	4
2017	St. Lucie (A)	.287	100	352	45	101	21	0	7	50	0	2	12	48	53	2	2	.406	.398	5
	Binghamton (AA)	.333	6	21	3	7	5	0	0	5	0	0	2	6	0	0	0	.571	.391	0
2018	Binghamton (AA)	.231	87	295	32	68	12	0	9	39	0	2	5	39	35	0	0	.363	.328	4
2019	Binghamton (AA)	.245	116	413	50	101	25	1	16	69	0	6	6	37	89	1	0	.426	.312	11
Minor League Totals		.278	441	1546	208	430	104	1	40	246	1	16	50	188	248	6	2	.424	.371	25



JAMES

McCANN

33 C

@JamesMcCann33
@mccannon33

HT 6-2 WT 231 BT R TH R

OPENING DAY AGE: 30
BIRTHDATE: JUNE 13, 1990
BIRTHPLACE: SANTA BARBARA, CA
RESIDES: FRANKLIN, TN
MLB SERVICE TIME: 6 YEARS, 28 DAYS
SIGNED BY: CHRIS WIMMER (DETROIT)
HOW OBTAINED: SIGNED AS A FREE AGENT ON DECEMBER 15, 2020 TO A FOUR-YEAR CONTRACT
CONTRACT STATUS: SIGNED THROUGH 2024

☆ ALL-STAR: 2019

MEET THE MET

- Played in the All-Star Futures Game at Citi Field in New York in 2013...Never appeared in a major league game in Queens before signing with the Mets.
- Enjoys family time with his twin boys...Together, they play lots of baseball and other sports.
- Played in the same Little League as teammate Jeff McNeil growing up in Santa Barbara, California...The pair reconnected at the 2019 All-Star Game in Cleveland after each was named to his first career All-Star roster.
- Serves as an ambassador for JACK'S PLACE for Autism and as a brand ambassador for the Taylor Hooton Foundation.

CAREER HIGHLIGHTS

- Caught a no-hitter on August 25, 2020 (Lucas Giolito).
- Enjoyed a career year in his first season with the White Sox in 2019...Was named to his first All-Star team that year.
- Over the last two seasons, he ranks in the top-10 among all catchers in batting average (third, .276), OPS (fourth, .808), doubles (tied for fourth, 29), runs scored (fifth, 82), hits (sixth, 148), home runs (tied for seventh, 25) and RBI (ninth, 75).
- Since 2019, McCann ranks ninth among catchers with +9 defensive runs saved and his 3.8 fWAR in that time is tied for fifth in that position group.
- Ranks tied for second among active catchers with five grand slams...Only Yadier Molina (six) has more.
- His first career home run was an inside-the-parker (April 29, 2015)...His next two home runs were walk-offs...Elias says he was the first player to have an IPHR and a walk-off as his first two home runs since Hall of Famer Tim Lincecum in 1981.
- Only two other players have hit two walk-off home runs among their first three home runs: Kirby Higby and Kevin Romine... McCann is the only one to do so in one season.

2020 SEASON

- Appeared in 31 games during the pandemic-shortened season, making 27 starts as the White Sox catcher.
- Caught Lucas Giolito's no-hitter on August 25.
- Batted .429/.528/.714 (12-28) with two homers vs. left-handed pitchers...Hit .362/.415/.660 (17-47) with four homers and 10 RBI in 16 games at home.

CAREER BESTS

HITS, GAME

4 hits

2x, last, 5/11/19, Chicago-AL at Toronto

HOME RUNS, GAME

2 home runs

9/9/20, Chicago-AL at Pittsburgh

LEADOFF HR

None

INSIDE-THE-PARK HR

1 inside-the-park home run

4/29/15, Detroit at Minnesota (Aaron Thompson)

WALK-OFF HOME RUNS

2 walk-off home runs

last, 6/28/15, Detroit vs. Chicago-AL (Zach Putnam)

PINCH-HIT HOME RUNS

1 pinch-hit home run

7/29/16, Detroit vs. Houston (Tony Sipp)

RBI, GAME

5 RBI

8/12/17, Detroit vs. Minnesota

STOLEN BASES, GAME

1 stolen base

7x, last, 9/13/20, Chicago-AL vs. Detroit

HITTING STREAK

14 games

7/16/17-8/4/17

GRAND SLAMS

5 grand slams

last, 8/16/19, Chicago-AL at Los Angeles-AL (Ty Buttrey)

MCCANN, JAMES

- Recorded the first multi-homer game of his career on September 9 at Pittsburgh.

2019 SEASON

- Established career highs in every category in his first season with the White Sox.
- Was named to his first All-Star team...Went 1-1 in the Midsummer Classic, singling off Brandon Woodruff in the seventh inning.
- Batted .295/.372/.492 (36-122) vs. left-handers, .321 (35-109) with seven homers and 47 RBI with RISP, and .309 (17-55) with four homers and 26 RBI with RISP and two outs.
- Crushed a pair of grand slams in a span of three games: August 14 vs. Houston and August 16 at Los Angeles-AL.

2018 SEASON

- Appeared in a career-high 118 games in his final season with Detroit.
- Ranked second in the AL with 24 caught stealings...Threw out 36.5 percent of attempted base-stealers, fourth-best in the league.
- Hit his third career grand slam on May 28 vs. the Angels.

2017 SEASON

- Hit three homers in the first seven games of the season...Seven of his first 11 hits of the year were home runs.
- Batted .396 (19-48) with five doubles, two home runs, 11 RBI and a .473 on-base percentage in July...Ranked second in the AL during the month in on-base percentage and third in average.
- Posted a career-best, 14-game hitting streak from July 16-August 4, going 21-51 (.412) with five doubles, one home run and six RBI.
- Hit his second career grand slam (off José Berríos) and drove in a career-high five runs on August 12 vs. Minnesota.

2016 SEASON

- Ranked second in the AL with 25 catcher caught stealings and fourth with a 45.0 (25-58) caught stealing percentage (min. 20 attempts).
- Committed his first career error on 5/30 at Los Angeles-AL, ending his modern major-league record of 139 consecutive errorless games by a catcher to start a career.
- Hit his first career grand slam on July 31 vs.

Houston off Dallas Keuchel, the first slam Keuchel allowed in his major league career.

2015 SEASON

- Became the sixth catcher in major-league history to catch at least 100 games (112) in a season without an error, joining Charles Johnson (Florida, 1997), Chris Iannetta (Colorado, 2008), Mike Matheny (St. Louis, 2003), Buddy Rosar (Philadelphia, 1946) and Chris Snyder (Arizona, 2008).
- Hit his first major-league home run (inside-the-park) on 4/29 at Minnesota...Became the first player to have his first career home run be an inside-the-parker since Milwaukee's Nori Aoki on April 20, 2012 vs. Colorado (Elias).
- Hit his first career walk-off homer on May 21 vs. Houston...Became the first player since Tim Raines in 1981 whose first two career homers included a game-ending and an inside-the-park homer (Elias).
- Recorded his second game-ending home run of the season on June 28 vs. the White Sox, becoming the first Tigers rookie to hit two walkoff homers in one season and the first rookie in baseball to do so since the Angels' Mark Trumbo in 2011...Courtesy of Elias.

2014 SEASON

- His contract was purchased by Detroit on September 1...Made his major-league debut that day at Cleveland as a defensive replacement at catcher in the ninth inning...Recorded his first career hit on September 19 at Kansas City, a single off Jason Vargas.

2013 SEASON

- Played in the All-Star Futures Game at Citi Field in New York.
- Was named by *Baseball America* following the season as the Best Defensive Catcher in the Tigers organization.

2011 SEASON

- Made his pro debut with the GCL Tigers (R).
- Played with Team USA during the Pan-American Games following the season.

BACKGROUND

- James Thomas McCann graduated from Dos Pueblos (CA) High School before attending the University of Arkansas.
- Was named a semifinalist for the Coleman Company-Johnny Bench Award, which is given annually to the top catcher in collegiate baseball.
- In 2019, visited injured service members at Walter Reed Medical Center and sick patients and their families at Lurie Children's Hospital, delivered a video message and participated in "Mike's Wish" during Sox Serve Week, visited with players during the "Miracle League" game for people with disabilities, and joined community members for a back-to-school packing event for the CHA's "Home Plate Project" event.
- Visited patients at Children's Hospital of Michigan and visited children from Nuestros Pequeños Hermanos Orphanage at the Tigers Dominican Academy in 2015.
- Participated in the Autographs for a Cause (donates money to the Detroit Tigers Foundation).

- Serves as an ambassador for JACK'S PLACE for Autism and as a brand ambassador for the Taylor Hooton Foundation.
- Attended Keeping Kids in the Game and participated in the Gang Resistance Education and Training (G.R.E.A.T.) Program, the Autism Awareness pregame ceremony and the Pitch, Hit and Run pre-game ceremony.

CAREER TRANSACTIONS

- Selected by the Detroit Tigers in the second round of the 2011 First-Year Player Draft.
- On the 15-Day Disabled List, April 12-May 3, 2016, with a sprained right ankle.
- On the 10-Day Disabled List, May 26-June 9, 2017, with a left hand laceration.
- Signed by the Chicago White Sox as a free agent on December 19, 2018.
- Signed by the New York Mets as a free agent to a four-year contract on December 15, 2020.

CAREER STATISTICS

YEAR	TEAM	AVG	G	AB	R	H	2B	3B	HR	RBI	SH	SF	HBP	BB	SO	SB	CS	SLG	OBP	E
2011	GCL Tigers (R)	.357	5	14	1	5	1	0	1	6	0	0	1	1	1	0	0	.643	.438	1
	West Michigan (A)	.059	9	34	0	2	1	0	0	1	0	1	1	2	12	0	0	.088	.132	1
2012	Lakeland (A)	.288	45	160	24	46	10	0	0	20	0	2	5	10	29	3	0	.350	.345	6
	Erie (AA)	.200	64	220	15	44	12	0	2	19	1	1	0	8	44	2	2	.282	.227	3
2013	Erie (AA)	.277	119	441	50	122	30	1	8	54	1	7	7	30	85	3	3	.404	.328	6
2014	Toledo (AAA)	.295	109	417	49	123	34	0	7	54	2	7	9	25	90	9	2	.427	.343	6
	DETROIT (AL)	.250	9	12	2	3	1	0	0	0	0	0	0	0	2	1	0	.333	.250	0
2015	DETROIT (AL)	.264	114	401	32	106	18	5	7	41	4	1	3	16	90	0	1	.387	.297	0
2016	DETROIT (AL)	.221	105	344	31	76	9	1	12	48	1	3	2	23	109	0	1	.358	.272	0
	Toledo (AAA)#	.091	6	22	2	2	0	0	0	2	0	0	0	5	6	0	0	.091	.259	4
2017	DETROIT (AL)	.253	106	352	39	89	14	2	13	49	1	3	9	26	89	1	0	.415	.318	0
	Toledo (AAA)#	.667	2	6	1	4	0	0	0	3	0	0	0	1	1	0	0	.667	.714	2
2018	DETROIT (AL)	.220	118	427	31	94	16	0	8	39	0	2	2	26	116	0	3	.314	.267	5
2019	CHICAGO (AL)	.273	118	439	62	120	26	1	18	60	1	0	6	30	137	4	1	.460	.328	7
2020	CHICAGO (AL)	.289	31	97	20	28	3	0	7	15	0	2	4	8	30	1	1	.536	.360	4
Minor League Totals		.265	359	1314	142	348	88	1	18	159	4	18	23	82	268	17	7	.374	.315	23
Major League Totals		.249	601	2072	217	516	87	9	65	252	7	11	26	129	573	7	7	.394	.300	22

rehabilitation assignment

CAREER PLAYOFF STATISTICS

YEAR	RND	TEAM/OPP	AVG	G	AB	R	H	2B	3B	HR	RBI	SH	SF	HBP	BB	SO	SB	CS	SLG	OBP	E
2020	ALWC	CWS vs. OAK	.167	2	6	1	1	0	0	0	0	0	0	1	0	3	0	0	.167	.286	0

ALL-STAR GAMES

YEAR	LEAGUE/SITE	AVG	G	AB	R	H	2B	3B	HR	RBI	SH	SF	HBP	BB	SO	SB	CS	SLG	OBP	E
2019	AL/Cleveland (AL)	1.000	1	1	0	1	0	0	0	0	0	0	0	0	0	0	0	1.000	1.000	0

CAREER FIELDING

POS	G	PO	A	E	PCT	TC	DP
C	570	4227	229	22	.995	4478	39



JEFF

McNEIL

6 INF/OF

@JeffMcNeil805
@jeffmcneil805

HT 6-0 WT 196 BT L TH R

OPENING DAY AGE: 28
BIRTHDATE: APRIL 8, 1992
BIRTHPLACE: SANTA BARBARA, CA
RESIDES: NIPOMO, CA
MLB SERVICE TIME: 2 YEARS, 69 DAYS
SIGNED BY: DREW TOUSSAINT
HOW OBTAINED: METS 12TH-ROUND PICK IN THE 2013 FIRST-YEAR PLAYER DRAFT
CONTRACT STATUS: ARBITRATION ELIGIBLE AFTER 2021. ELIGIBLE FREE AGENT AFTER 2024

★ ALL-STAR: 2019

MEET THE MET

- Began using a knobless bat in 2016 after Lamar Johnson, the Mets minor league hitting coordinator, gave him one to try...Has used one ever since.
- Is a scratch golfer...Was named MLB's best golfer by *Golf Magazine* in 2019...Participated in the US Junior Amateur Golf Tournament in 2009...Jordan Spieth played in the same tournament...Played in the Santa Barbara City Golf Championship during the 2020-2021 offseason...Shot a 59 at Canyon Lakes Golf Course before the start of Summer Camp in 2020.
- Adopted a mixed pup named Willow from North Shore Animal League after a Bark in the Park promotion on July 26, 2019... McNeil homered that night...Willow is named after the street where he and his wife, Tatiana, were married in California... During the 2019-2020 offseason, adopted a cat named Mac.
- Was a judge at the 2019 Nathan's Hot Dog Eating Contest in Coney Island.
- His brother Ryan was a third-round pick by the Chicago Cubs in the 2012 First-Year Player Draft and pitched in the Cubs system from 2012-2018.

CAREER HIGHLIGHTS

- Tied for sixth in NL Rookie of the Year voting in 2018...Led all rookies with a .329 batting average, the highest by a rookie in franchise history (min. 200 AB).
- Has the third-highest OPS in Mets history (min. 1000 PA)...Ranks fifth in on-base percentage (.383) and slugging (.501).
- Is the first player to begin his career with three-straight seasons hitting .300 or better in 200 or more plate appearances since Albert Pujols and Ichiro Suzuki (each had 10-straight seasons from 2001-10)...Courtesy of Elias.
- Was selected to his first career All-Star team in 2019 in Cleveland...Entered the game as a defensive replacement in the sixth inning and went 0-1 at the plate.
- Set a Mets record by reaching 100 career hits in his 291st career at-bat...Moises Alou was previously the fastest Met to 100 hits (294 AB)...Also reached the 200-hit mark in his 599th at-bat, which ties him with Mike Hargrove for fifth-fastest among players who debuted in the expansion era, behind Wade Boggs (566), Ichiro Suzuki (573), Fred Lynn (587) and Pablo Sandoval (597)...Courtesy of Elias.
- Won the Mets' 2019 Heart and Hustle Award.

CAREER BESTS

HITS, GAME
4 hits

7x, last, 7/6/19 vs. Philadelphia

HOME RUNS, GAME
2 home runs

9/11/19 vs. Arizona

MULTI-HR GAMES
1 multi-HR game

9/11/19 vs. Arizona

LEADOFF HR
3 leadoff HRs

Last, 8/5/19 vs. Miami
(Robert Dugger)

INSIDE-THE-PARK HR
None

WALK-OFF HOME RUNS
None

PINCH-HIT HOME RUNS
1 pinch-hit home run

8/3/19 at Pittsburgh
(Michael Feliz)

RBI, GAME
3 RBI

8x, last, 9/9/20 vs. Baltimore

STOLEN BASES, GAME
1 stolen base

12x, last, 9/11/19 vs. Arizona

HITTING STREAK
11 games
8/16/18-8/26/18

GRAND SLAMS
None

2020 SEASON

- Ranked ninth in the NL and 13th in the majors with a .311 average and finished 11th in the league and 18th in MLB with a .383 OBP.
- Batted .300 or better in nearly every situation: vs. LHP (.303), vs. RHP (.316), at home (.316), on the road (.306), in day games (.306), at night (.313), with runners on (.355), with runners in scoring position (.308), with RISP and two outs (.318), with the bases loaded (.400) and with two outs (.365).
- Ranked third in the majors (min. 50 AB) and led the NL with a .408 (29-71) average in Interleague games...His 1.038 OPS vs. the AL was seventh-best in the NL.
- Swung at the first pitch in 52.9 percent of his plate appearances...Luis Robert (54.2 percent) was the only player to do so more often...Was 16-37 (.432) with a 1.139 OPS, seven doubles, a homer and a hit by pitch when putting the first pitch in play (or HR or HBP on first pitch).
- Was fifth in the NL with a .356 average and ninth with a .998 OPS in September.
- Ended the longest home run drought of his career (138 AB) on September 6 and went deep in four consecutive games for the first time in his career... Were his only four homers of the season.

2019 SEASON

- Finished with the fourth-highest batting average (.318, 162-510) in the National League, which led the Mets...Also ranked tied for fifth in doubles (38), tied for fifth in hit by pitches (21), and eighth in on-base percentage (.384)...His 21 hit by pitches were tied for the second-most in franchise history, (Nimmo, 22 in 2018, Alonso, 21 in 2019).
- Had three separate stints on the Injured List: twice strained his left hamstring and missed the last week of the season after fracturing his right wrist on a hit-by-pitch.
- Also ranked among NL leaders in wRC+ (143, fifth), wOBA (.384, 10th) and strikeout percentage (13.2 percent, seventh-lowest).
- Made his first Opening Day roster and earned his first All-Star selection.
- Reached base safely in 108 of his 133 games played while getting at least one hit in 93 games.
- Had the eighth-best batting average with runners in scoring position in baseball (.350, 36-103) (min. 100 at bats).
- His .312 average vs. left-handed pitchers was the third-highest by any left-handed batter.
- Homered in three-straight games for the first time in his career from August 3-5.

- Was one of six Mets in team history to hit .315 or better with 30 or more doubles and 20 or more homers...Joined Bernard Gilkey (1996), Mike Piazza (1998), John Olerud (1998), Edgardo Alfonzo (2000) and David Wright (2007).
- From Opening Day to July 23, hit .342 (114-333), which led the major leagues.
- His 53 multi-hit games in 2019 were tied with Nolan Arenado for the fourth-most in the National League...With four games of at least four hits, McNeil trailed only Colorado's Charlie Blackmon (five games) in the National League.
- His 1.371 OPS on the first pitch was the highest in the majors since Matt Holliday recorded a 1.453 mark in 2007...Courtesy of Elias.
- Crushed three leadoff homers (July 3, July 14, and August 5).
- Batted .347 (84-242) against NL East opponents with 39 runs scored, 38 RBI and nine home runs in 75 games.
- Had baseball's fifth-highest road batting average (.325, 87-268) (min. 250 at bats).

2018 SEASON

- Finished tied for sixth in the NL Rookie of the Year Award voting, garnering one fifth-place vote...His .329 average and six triples led all NL rookies.
- Had his contract selected from Las Vegas (AAA) of the Pacific Coast League on July 24...Made his major league debut that night as a pinch-hitter and recorded his first MLB hit with a single.
- Made his first MLB start on July 26 at Pittsburgh (started at third base)...Hit his first major league homer and recorded his first RBI on July 31 at Washington.
- Hit .329 (74-225) with three homers, 11 doubles, six triples, 19 RBI, a .381 OBP and 35 runs scored... From his debut through the end of the season, led the Mets with 74 hits (tied for eighth in majors) and a .329 average (eighth in majors, min. 200 PA)... Ranked second on the team in that span with a .381 OBP (13th in NL).
- His .381 OBP was the third-highest by a Mets rookie in franchise history...Only Wally Backman (.387) and Dave Magadan (.386) posted a higher OBP in their rookie season (min. 200 PA).
- His 36 hits in the month were the third-most in the majors and his .340 average as the fourth-best in the NL for September (min. 80 PA).
- His .340 September average ranks as the second-best September average by a Mets rookie in club history (trails Darryl Strawberry, .376 in September 1983 min. 80 PA).

- Hit safely in 34 of his last 40 starts, going 60-167 (.359) with nine doubles, six triples, 15 RBI and 29 runs scored.
- His six second-half triples were a Mets rookie record and were tied for the major league lead... Only Mookie Wilson (eight triples in 1981) and Darryl Strawberry (seven triples in 1983) had more as a rookie.
- Had a hit in eight straight at-bats from August 19-22, the longest stretch by a Mets rookie in team history...John Milner held the previous record of seven...Research courtesy of Elias.
- Was named the Sterling Award winner for Binghamton (AA), emblematic of the team's MVP.
- Hit .368 (46-125) with 10 doubles, two triples, five homers, 28 RBI and a 1.027 OPS in 31 games for the 51s.

2017 SEASON

- Played in 48 games between St. Lucie (A) and Las Vegas (AAA) of the Pacific Coast League...Missed time with a quad injury.

2016 SEASON

- Was limited to three games with Binghamton (AA) due to a core muscle repair (double sports hernia) and a torn labrum.

2015 SEASON

- Earned mid-season and post-season Florida State League All-Star honors.
- Led all FSL hitters with a .373 OBP and 80 runs scored...Finished second in the league with a .312 average (146-468).
- Was promoted to Binghamton (AA) of the Eastern League in September.

2014 SEASON

- Was named a mid-season SAL All-Star at Savannah...Batted .332 (77-232) in 59 games before his promotion to St. Lucie.

2013 SEASON

- Made his professional debut with Kingsport (R).
- Ranked second in the league with a .329 (54-164) average in 47 games...His .413 OBP was the league's third-best.

BACKGROUND

- Jeff McNeil graduated from Nipomo (CA) High School before attending Long Beach State.
- At Nipomo, played golf, baseball and basketball... Was a three-time All-League selection in golf and a two-time honoree in basketball.
- Was named to 2012 All-Academic Big West team.
- Participated in the MLB The Show Players' League to help raise money for the Boys & Girls Clubs of America and Canada during the coronavirus-induced league shutdown, advancing to the semifinals before falling to eventual champion and Tampa Bay Rays pitcher Blake Snell...Thirty major league players participated in the league... McNeil went 21-8 in the "regular season" to earn the No. 4 seed in the eight-team playoff tournament...The McNeil family's dog, Willow, was often seated with Jeff during his game streams and McNeil fed Willow a treat each time he scored a run.
- Posted a message with his wife, Tatiana, thanking medical workers during the shutdown.
- Supported the Center for Disaster Philanthropy (CDP)...Fans who donated were entered into a raffle to win a pair of signed cleats.

CAREER TRANSACTIONS

- Selected by the New York Mets in the 12th round of the 2013 First-Year Player Draft.
- On the 10-Day Injured List, May 23-June 4 and August 14-24, 2019, with a strained left hamstring.
- On the 60-Day Injured List, September 26, 2019, with a fractured right wrist...Missed the rest of the season.

CAREER STATISTICS

YEAR	TEAM	AVG	G	AB	R	H	2B	3B	HR	RBI	SH	SF	HBP	BB	SO	SB	CS	SLG	OBP	E
2013	Kingsport (R)	.329	47	164	26	54	9	2	0	18	3	5	10	17	14	11	2	.409	.413	5
2014	Savannah (A)	.332	59	232	38	77	20	2	2	38	3	2	8	20	34	15	3	.461	.401	7
	St. Lucie (A)	.246	58	207	31	51	8	2	1	13	7	1	4	22	25	2	2	.319	.329	6
2015	St. Lucie (A)	.312	119	468	80	146	18	6	1	40	11	3	12	35	59	16	5	.382	.373	13
	Binghamton (AA)	.200	4	15	0	3	0	0	0	0	0	0	0	1	2	0	1	.200	.250	0
2016	Binghamton (AA)	.250	3	12	2	3	1	0	1	2	0	0	0	2	1	1	0	.583	.357	0
2017	St. Lucie (A)	.324	30	105	13	34	7	0	3	15	0	0	4	7	19	2	2	.476	.388	6
	Las Vegas (AAA)	.254	18	71	12	18	5	0	1	6	0	2	2	3	10	2	0	.366	.295	2
2018	Binghamton (AA)	.327	57	214	49	70	16	3	14	43	0	0	5	22	23	3	0	.626	.402	10
	Las Vegas (AAA)	.368	31	125	23	46	10	2	5	28	0	3	1	14	19	3	0	.600	.427	3
	METS	.329	63	225	35	74	11	6	3	19	4	0	5	14	24	7	1	.471	.381	3
2019	METS	.318	133	510	83	162	38	1	23	75	0	1	21	35	75	5	6	.531	.384	7
	Brooklyn (A)#	.250	1	4	1	1	0	0	0	0	0	0	0	0	0	0	0	.250	.250	0
	Syracuse (AAA)#	---	1	0	1	0	0	0	0	0	0	0	0	0	0	1	0	---	1.000	0
2020	METS	.311	52	183	19	57	14	0	4	23	0	3	3	20	24	0	2	.454	.383	5
Minor League Totals		.311	428	1617	276	503	94	17	28	203	24	16	47	143	206	56	15	.442	.380	52
Major League Totals		.319	248	918	137	293	63	7	30	117	4	4	29	69	123	12	9	.501	.383	15

#- rehabilitation assignment

ALL-STAR GAME

YEAR	LEAGUE/SITE	AVG	G	AB	R	H	2B	3B	HR	RBI	SH	SF	HBP	BB	SO	SB	CS	SLG	OBP	E
2019	NL/Cleveland	.000	1	1	0	0	0	0	0	0	0	0	0	0	0	0	0	.000	.000	0

CAREER FIELDING

POS	G	PO	A	E	PCT	TC	DP
2B	103	161	193	4	.989	358	50
3B	44	21	60	7	.920	88	9
OF	145	150	6	4	.975	160	1

BIGGEST BLOWN LEADS

Lead Lost	Date	Opponent	Score
8 runs	4/19/80	at Chicago	12-9
7 runs	5/23/65	at St. Louis	8-7
7 runs	5/6/95	at Cincinnati	13-11
7 runs	5/13/03	at Colorado	9-8
7 runs	8/26/08	at Philadelphia	8-7 (13 innings)
6 runs	8/8/65	vs. Chicago	14-10
6 runs	8/26/70	vs. Atlanta	9-7
6 runs	4/7/04	at Atlanta	18-10
6 runs	4/16/13	at Colorado	9-8 (10 innings)
6 runs	5/3/14	at Colorado	11-10
6 runs	7/30/15	vs. San Diego	8-7
6 runs	9/3/19	at Washington	11-10



SAM

McWILLIAMS

52 RHP

@SamMcWilliams3
@sam_mcwilliams8

HT 6-6 WT 214 BT R TH R

OPENING DAY AGE: 25
 BIRTHDATE: SEPTEMBER 4, 1995
 BIRTHPLACE: ORLANDO, FL
 RESIDES: SEATTLE, WA
 MLB SERVICE TIME: 0 YEARS, 0 DAYS
 SIGNED BY: NATE DION (PHILADELPHIA)
 HOW OBTAINED: SIGNED AS A FREE AGENT ON NOVEMBER 20, 2020
 CONTRACT STATUS: SIGNED THROUGH 2021

MEET THE MET

- Is a coffee aficionado...Has a french press at home...Also considers himself a foodie...Enjoys cooking...His favorite food is pizza.
- Has a pug named Gup.
- Has been nicknamed the "Kirkland Syndergaard."
- Has two brothers, both of whom also play baseball...One is a senior in high school and the other plays collegiate ball at the University of Alabama at Birmingham.

2020 SEASON

- Was part of the Rays' 60-player pool at the team's Alternate Training Site...Did not appear on the major league roster.

2019 SEASON

- Named to the Southern League mid-season All-Star Team.

2018 SEASON

- Was named the Southern League Player of the Week for June 4-10, his second week at the Double-A level, after going 2-0 with a 1.38 ERA in two starts.
- Selected by the Royals with the second overall pick in the major league phase of the Rule 5 Draft after the season.

2017 SEASON

- Named to the Midwest League mid-season and post-season All-Star teams.
- Was the MWL Pitcher of the Week for July 3-9.

2014 SEASON

- Made his pro debut with the GCL Phillies (R).

BACKGROUND

- Sam Rutherford McWilliams graduated from Beech (TN) High School in 2014.
- His brother Ian, was the Mets' 22nd-round pick in the 2017 First-Year Player Draft, but did not sign.

CAREER TRANSACTIONS

- Selected by the Philadelphia Phillies in the eighth round of the 2014 First-Year Player Draft.
- Acquired by Arizona from Philadelphia on November 14, 2015 in exchange for RHP Jeremy Hellickson.
- Acquired by Tampa Bay along with LHP Colin Poche from Arizona on May 1, 2018 to complete a three-team deal with New York-AL.
- Chosen by Kansas City in the major league phase of the Rule 5 Draft on December 13, 2018... Returned to Tampa Bay on March 23, 2019.
- Signed by the New York Mets as a free agent to a one-year contract on November 20, 2020.

CAREER STATISTICS

YEAR	TEAM	W-L	ERA	G	GS	CG	SHO	SV	IP	H	R	ER	HR	HB	BB	SO	WP	BK
2014	GCL Phillies (R)	2-3	5.40	9	5	0	0	0	25.0	28	16	15	1	1	6	10	4	2
2015	GCL Phillies (R)	0-2	3.27	7	7	0	0	0	33.0	29	13	12	1	3	5	21	3	1
2016	Kane County (A)	3-6	3.98	15	15	0	0	0	74.2	86	43	33	4	2	18	43	2	1
2017	Kane County (A)	11-6	2.84	25	25	0	0	0	133.0	112	46	42	5	4	31	98	4	0
2018	Visalia (A)	1-1	2.10	5	5	0	0	0	25.2	20	7	6	1	0	6	32	3	0
	Charlotte (A)	0-1	3.86	3	3	0	0	0	11.2	13	6	5	0	2	3	7	2	0
	Montgomery (AA)	6-7	5.02	19	15	0	0	0	100.1	111	61	56	13	5	40	94	10	0
2019	Montgomery (AA)	6-3	2.05	15	11	0	0	0	87.2	80	22	20	3	10	30	66	8	0
	Durham (AAA)	1-6	8.18	11	8	0	0	0	44.0	72	44	40	7	6	17	43	5	0
Minor League Totals		30-35	3.85	109	94	0	0	0	535.0	551	258	229	35	33	156	414	41	4



NON-ROSTER INVITEE

**TYLOR
MEGILL**

92 RHP

@tylor_megill

HT **6-7** WT **228** BT **R** TH **R**

OPENING DAY AGE: **25**
 BIRTHDATE: **JULY 28, 1995**
 BIRTHPLACE: **LONG BEACH, CA**
 RESIDES: **TUSCON, AZ**
 MLB SERVICE TIME: **0 YEARS, 0 DAYS**
 SIGNED BY: **BRIAN REID**
 HOW OBTAINED: **METS EIGHTH-ROUND PICK IN THE 2018 FIRST-ROUND PLAYER DRAFT**
 CONTRACT STATUS: **SIGNED THROUGH 2021**

2020 SEASON

- Did not pitch due to the cancellation of the minor league season.

2019 SEASON

- Pitched at three levels...Columbia (A) of the South Atlantic League, St. Lucie (A) of the Florida State League and Binghamton (AA) of the Eastern League.
- Combined to strike out 92 in 71.2 innings...Made 22 appearances, 11 starts...Earned two saves.

2018 SEASON

- Made his professional debut with Brooklyn (A) of the New York-Penn League...Had 36 strikeouts in 28.0 innings.

BACKGROUND

- Tylor J. Megill graduated from Los Alamitos High School (CA)...Was All-Region Selection as a senior and a 2014 Perfect Game Second-Team All-American.
- Pitched two years at the University of Arizona (2017 & 2018).
- Also attended Cypress College in 2016 and Loyola Marymount University in 2015.
- His brother, Trevor, plays in the San Diego Padres' system.

CAREER TRANSACTIONS

- Drafted by the New York Mets in the eighth round of the 2018 First-Year Player Draft.

CAREER STATISTICS

YEAR	TEAM	W-L	ERA	G	GS	CG	SHO	SV	IP	H	R	ER	HR	HB	BB	SO	WP	BK
2018	Brooklyn (A)	1-2	3.21	10	2	0	0	0	28.0	18	17	10	2	2	14	36	5	0
2019	Columbia (A)	3-2	2.61	14	3	0	0	2	31.0	23	11	9	1	1	15	41	3	0
	St. Lucie (A)	3-4	4.04	7	7	0	0	0	35.2	36	29	16	1	0	10	42	2	0
	Binghamton (AA)	0-1	5.40	1	1	0	0	0	5.0	5	3	3	0	0	0	9	1	0
Minor League Totals		7-9	3.43	32	13	0	0	2	99.2	82	51	38	4	3	39	128	11	0

MOST HOME RUNS SURRENDERED

CAREER

Pitcher	HR
1. Tom Seaver.....	212
2. Jerry Koosman.....	187
3. Ron Darling.....	155
4. Sid Fernandez.....	138
5. Bobby J. Jones.....	137

SEASON

Pitcher	HR
1. Roger Craig (1962).....	35
2. Pedro Astacio (2002).....	32
3. Jay Hook (1962).....	31
4. Pete Harnisch (1996).....	30
Rick Reed (1998)	30
6. Roger Craig (1963).....	28
Rick Reed (2000).....	28
Steve Trachsel (2001).....	28
Jacob deGrom (2017)	28
10. Chris Capuano (2011).....	27
Steven Matz (2019).....	27



NON-ROSTER INVITEE

NICK MEYER

90 C

@nickscards22
 @nickmeyer8

HT	5-10	WT	195	BT	R	TH	R
----	------	----	-----	----	---	----	---

OPENING DAY AGE: 24
BIRTHDATE: FEBRUARY 18, 1997
BIRTHPLACE: WESTMINSTER, CO
RESIDES: SAN LUIS OBISPO, CA
MLB SERVICE TIME: 0 YEARS, 0 DAYS
SIGNED BY: TYLER HOLMES
HOW OBTAINED: METS SIXTH-ROUND PICK IN THE 2018 FIRST-YEAR PLAYER DRAFT
CONTRACT STATUS: SIGNED THROUGH 2021

2020 SEASON

- Did not play due to the cancellation of the minor league season.
- Played for the Tully Monsters in the City of Champions Cup in Joliet, Illinois...The team was managed by former major leaguer and two-time World Series champion Scott Spiezio.
- Hit .247 (22-89) with two doubles, a triple, two home runs, 13 RBI, 21 stolen bases, 15 walks and a .717 OPS in Independent ball.

2019 SEASON

- Was honored as a Florida State League mid-season All-Star for St. Lucie (A).

2018 SEASON

- Made his pro debut with Brooklyn (A).

BACKGROUND

- Nicholas Meyer graduated from Santa Margarita Catholic (CA) High School before attending the Cal Poly San Luis Obispo.
- Was born with two thumbs on his left hand and one was removed when he was two years old, leaving him without a knuckle...The condition is called pre-axial polydactyly.
- Has volunteered with the Special Olympics on numerous occasions.
- Enjoys all sports...Wants to be a sports broadcaster.
- His brother Josh played baseball at Grand Canyon University.

CAREER TRANSACTIONS

- Selected by the New York Mets in the sixth round of the 2018 First-Year Player Draft.

CAREER STATISTICS

YEAR	TEAM	AVG	G	AB	R	H	2B	3B	HR	RBI	SH	SF	HBP	BB	SO	SB	CS	SLG	OBP	E
2018	Brooklyn (A)	.226	43	137	15	31	4	1	0	9	0	2	1	9	19	2	1	.270	.275	8
2019	GCL Mets (R)	.000	4	12	0	0	0	0	0	1	1	0	0	2	4	0	0	.000	.143	0
	St. Lucie (A)	.182	64	209	19	38	4	1	1	11	1	0	3	16	43	12	2	.225	.250	10
Minor League Totals		.193	111	358	34	69	8	2	1	21	2	2	4	27	66	14	3	.235	.256	18



NON-ROSTER INVITEE

MIKE

MONTGOMERY

70 LHP

@MikeMontgum22

HT	6-5	WT	220	BT	L	TH	L
----	-----	----	-----	----	---	----	---

OPENING DAY AGE: 31
 BIRTHDATE: JULY 1, 1989
 BIRTHPLACE: MISSION HILLS, CA
 RESIDES: SANTA CLARITA, CA
 MLB SERVICE TIME: 5 YEARS, 89 DAYS
 SIGNED BY: DAN ONTIVEROS (KANSAS CITY)
 HOW OBTAINED: SIGNED AS A MINOR LEAGUE FREE AGENT
 ON FEBRUARY 14, 2021
 CONTRACT STATUS: SIGNED THROUGH 2021

MEET THE MET

- Attended Hart (CA) High School and was high school teammates with 2020 NL Cy Young Award winner Trevor Bauer.
- His mother, Jeannette, played softball and basketball at Cal Poly Pomona...She led the Broncos' basketball team to an NCAA Division II National Championship in 1982.

CAREER HIGHLIGHTS

- Recorded the final out of the 2016 World Series, inducing a Michael Martinez groundout to third base that ended the Chicago Cubs' 108-year title drought...It was the first save of his professional career.
- Is one of just two pitchers since 2015 to throw back-to-back shutouts...Max Scherzer, who threw the second of his consecutive shutouts three days before Montgomery threw his first, is the other.
- Returned to Kansas City, the organization that drafted him in 2008, in a trade during the 2019 season...Struck out a career-high 12 batters in his fifth start with the club to earn his first win with the team 11 years after KC originally selected him.

2020 SEASON

- Landed on the Injured List after making his first start of the season...Returned two months later to make two scoreless relief appearances (3.1 innings) in the final week of the season.

2019 SEASON

- Split his season between the Cubs and Royals...Pitched the first half of the season exclusively as a reliever in 20 games for Chicago...Made 13 starts after being traded to Kansas City in mid-July and was used exclusively a starting pitcher.
- His ERA as a starting pitcher (4.64) was over a full run lower than his ERA as a reliever (5.67).
- Owned a 16.88 ERA (five earned runs/2.2 innings) before being placed on the IL with a strained left lat...Posted a 2.20 ERA (four earned runs/16.1 innings) in his first 13 appearances after returning from injury.
- Fanned a career-high 12 batters in his August 10 start at Detroit... Threw 7.0 shutout innings in that game to earn his first win with Kansas City, the same club that drafted him 11 years earlier.
- Left-handed batters went 38-84 (.452) against him after combining for a .223 (85-382) average in the three previous seasons.

CAREER BESTS

WIN STREAK
4 games

7/19/17-8/28/17

LOSS STREAK
5 games

5/31/19-8/5/19

STRIKEOUTS, GAME
12 strikeouts

8/10/19, Kansas City at Detroit

DOUBLE-DIGIT STRIKEOUT GAMES
2 games

last, 12 strikeouts,
8/10/19, Kansas City at Detroit

LONGEST OUTING, STARTER
9.0 innings

2x, last, 6/30/15, Seattle at San Diego

LONGEST OUTING, RELIEVER
5.0 innings

5/9/19, Chicago-NL vs. Miami

MOST WALKS, GAME
5 walks

2x, last, 9/14/19, Kansas City vs. Houston

SCORELESS STREAK
20.0 innings

6/23/15-7/5/15

LAST COMPLETE GAME
6/30/15, Seattle at San Diego

LAST COMPLETE-GAME SHUTOUT

6/30/15, Seattle at San Diego

FEWEST HITS, COMPLETE GAME
1 hit

6/30/15, Seattle at San Diego

FEWEST WALKS, COMPLETE GAME
0 walks

6/23/15, Seattle vs. Kansas City

MONTGOMERY, MIKE

2018 SEASON

- Had an even split of appearances as a starter and as a reliever, with 19 outings in each role...Entered the Cubs' rotation after Yu Darvish was lost to a season-ending injury in May.
- Had a 5.33 ERA entering his first start of the season on May 28...From that point through the end of the season, he posted a 3.65 ERA (40 earned runs/98.2 innings) in 20 games (19 starts).
- Tossed 5.2 scoreless innings in his first start, at Pittsburgh, retiring the first 13 batters he faced... Pitched at least 5.0 innings and allowed one or fewer runs in each of his first five starts, becoming the first Cubs pitcher to do so since at least 1913.
- Missed two weeks in August with left shoulder inflammation.

2017 SEASON

- Was 6-2 with a 2.95 ERA in the second half...That stretch included a career-best four-game winning streak from July 19-August 28.
- Recorded a 4.0-inning save, May 25 vs. San Francisco, allowing just one hit, one walk and no runs in the Cubs' 5-1 win.

POSTSEASON

- Allowed nine runs in 4.1 innings spanning five postseason games with the Cubs in the NLDS vs. the Nationals and NLCS vs. the Dodgers.

2016 SEASON

- Finished the season with the Cubs after being acquired in a mid-season trade with the Mariners.
- In his first start with Chicago-NL, took a no-hitter into the fifth inning.
- Recorded his first career hit and RBI, September 15 vs. Milwaukee.

POSTSEASON

- Tossed 14.1 innings in the postseason, third-most among relievers...Went 1-1 with a save, two holds and a 3.14 ERA (five earned runs/14.1 innings).
- Recorded the final out of the World Series, inducing Michael Martínez into a ground out to third, helping the Cubs clinch their first championship in 108 years...Marked his first career professional save.
- Pitched 2.0 scoreless innings Game 2 of the World Series, while permitting two hits and a walk, collecting four strikeouts...Became the second Cubs reliever to pitch at least 2.0 scoreless frames in a World Series game, joining Pat Malone in Game 3 of the 1932 World Series.
- Earned the win in Game 4 of the NLCS at Los Angeles.

2015 SEASON

- Made his major league debut on June 2 vs. New York-AL, recording a no-decision (6.0 IP, 4 H, ER).
- Went 4-2 with a 1.62 ERA in his first seven starts with Seattle, but 0-4 with a 8.33 ERA over his final nine starts.

2014 SEASON

- Recorded a career-high 10 wins for Durham (AAA) en route to being selected to the International League mid-season All-Star team.

2013 SEASON

- Made 19 starts and one relief appearance for Durham (AAA) despite missing more than a month with left forearm tightness.

2012 SEASON

- Opened the 2012 season with Omaha (AAA) but was transferred to NW Arkansas (AA) on July 13.

2011 SEASON

- Ranked third in the Pacific Coast League with 129 strikeouts...Following the season he was rated as the No. 1 Royals prospect by *Baseball America*.

2010 SEASON

- Named a Texas League mid-season All-Star.

2009 SEASON

- Was named the Royals' organizational pitcher of the year, earning the Paul Splittorff Award.

2008 SEASON

- Made his pro debut with the AZL Royals (R).

BACKGROUND

- Michael Paul Montgomery graduated from Hart (CA) High School and was committed to Cal State-Fullerton before signing with Kansas City.

CAREER TRANSACTIONS

- Selected by the Kansas City Royals in the first round (36th overall) of the 2008 First-Year Player Draft.
- Acquired by the Tampa Bay Rays from Kansas City along with INF/OF Patrick Leonard, OF Wil Myers and RHP Jake Odorizzi in exchange for RHP Wade Davis, RHP James Shields and INF Elliot Johnson on December 12, 2012.
- Acquired by the Seattle Mariners from Tampa Bay in exchange for RHP Erasmo Ramírez on March 31, 2015.
- Acquired by the Chicago Cubs along with RHP Jordan Pries from Seattle in exchange for INF Dan Vogelbach and RHP Paul Blackburn on July 20, 2016.

- On the 10-Day Injured List, August 14-30, 2018, with left shoulder inflammation.
- On the 10-Day Injured List, April 6-May 8, 2019, with a strained left lat.
- Acquired by the Kansas City Royals from Chicago-NL in exchange for C Martín Maldonado on July 15, 2019.
- On the 10-Day Injured List, July 28, 2020, with a lat strain...Transferred to the 60-Day IL on August 7...Activated on September 23.
- Signed by the New York Mets as a minor league free agent on February 14, 2020.

CAREER STATISTICS

YEAR	TEAM	W-L	ERA	G	GS	CG	SHO	SV	IP	H	R	ER	HR	HB	BB	SO	WP	BK
2008	AZL Royals (R)	2-1	1.69	12	9	0	0	0	42.2	31	12	8	2	1	12	34	4	0
2009	Burlington (A)	2-3	2.17	12	12	0	0	0	58.0	42	19	14	1	2	24	52	4	1
	Wilmington (A)	4-1	2.25	9	9	0	0	0	52.0	38	15	13	0	3	12	46	5	0
2010	Wilmington (A)	2-0	1.09	4	4	0	0	0	24.2	14	5	3	0	0	4	33	2	0
	NW Arkansas (AA)	5-4	3.47	13	13	0	0	0	59.2	56	31	23	4	4	26	48	9	1
	AZL Royals (R)	0-1	1.04	3	3	0	0	0	8.2	6	1	1	0	2	1	7	0	0
2011	Omaha (AAA)	5-11	5.32	28	27	0	0	0	150.2	157	95	89	15	7	69	129	14	1
2012	Omaha (AAA)	3-6	5.69	17	17	1	0	0	91.2	110	74	58	12	3	43	67	4	1
	NW Arkansas (AA)	2-6	6.67	10	10	0	0	0	58.0	69	44	43	12	3	21	44	5	0
2013	Durham (AAA)	7-8	4.72	20	19	1	0	0	108.2	111	65	57	9	6	48	77	15	0
	Charlotte (A)	0-1	6.23	2	2	0	0	0	8.2	9	7	6	0	1	3	10	3	0
2014	Durham (AAA)	10-5	4.29	25	25	0	0	0	126.0	117	68	60	9	5	48	98	11	1
2015	Tacoma (AAA)	4-3	4.13	11	11	0	0	0	65.1	59	32	30	3	3	19	58	7	0
	SEATTLE (AL)	4-6	4.60	16	16	2	2	0	90.0	92	49	46	11	4	37	64	10	0
2016	SEATTLE (AL)	3-4	2.34	32	2	0	0	0	61.2	49	18	16	3	6	18	54	5	0
	CHICAGO (NL)	1-1	2.82	17	5	0	0	0	38.1	30	15	12	5	4	20	38	5	0
2017	CHICAGO (NL)	7-8	3.38	44	14	0	0	3	130.2	103	52	49	10	8	55	100	7	0
2018	CHICAGO (NL)	5-6	3.99	38	19	0	0	0	124.0	131	58	55	10	7	39	86	4	0
2019	CHICAGO (NL)	1-2	5.67	20	0	0	0	0	27.0	35	18	17	6	0	13	18	0	0
	South Bend (A)#	0-0	0.00	1	1	0	0	0	2.0	1	0	0	0	0	0	4	0	0
	Tennessee (AA)#	0-0	6.75	1	1	0	0	0	4.0	3	3	3	1	0	1	3	0	0
	Iowa (AAA)#	1-1	2.70	2	2	0	0	0	10.0	3	3	3	0	0	4	8	2	0
	KANSAS CITY (AL)	2-7	4.64	13	13	0	0	0	64.0	78	37	33	12	4	21	51	3	0
2020	KANSAS CITY (AL)	0-0	5.06	3	1	0	0	0	5.1	6	5	3	1	0	1	4	0	0
Minor League Totals		47-51	4.25	170	165	2	0	0	870.2	826	474	411	68	40	335	718	85	5
Major League Totals		23-34	3.84	183	70	2	2	3	541.0	524	252	231	58	33	204	415	34	0

- rehabilitation assignment

CAREER PLAYOFF STATISTICS

YEAR	RND	TEAM/OPP	W-L	ERA	G	GS	CG	SHO	SV	IP	H	R	ER	HR	HB	BB	SO	WP	BK
2016	NLDS	CHC vs. SF	0-1	1.69	2	0	0	0	0	5.1	5	1	1	0	0	1	2	0	0
	NLCS	CHC vs. LAD	1-0	6.23	4	0	0	0	0	4.1	5	3	3	0	0	2	5	0	0
	WS	CHC vs. CLE	0-0	1.93	5	0	0	0	1	4.2	4	1	1	0	0	4	4	1	0
2017	NLDS	CHC vs. WAS	0-0	27.00	2	0	0	0	0	1.0	5	3	3	1	0	2	1	1	0
	NLCS	CHC vs. LAD	0-0	13.50	3	0	0	0	0	3.1	10	6	5	2	0	2	3	1	0
Postseason Totals			1-1	6.27	16	0	0	0	1	18.2	28	14	13	3	0	11	15	3	0
LDS Totals			0-1	5.68	4	0	0	0	0	6.1	9	4	4	1	0	3	3	1	0
LCS Totals			1-0	9.39	7	0	0	0	0	7.2	15	9	8	2	0	4	8	1	0

MAJOR LEAGUE HITTING TOTALS

YEAR	TEAM	AVG.	G	AB	R	H	2B	3B	HR	RBI	SH	SF	HBP	BB	SO	SB	CS	SLG	OBP	E
2020	TOTAL	.---	0	0	0	0	0	0	0	0	0	0	0	0	0	0	0	.---	.---	0
Career Totals		.125	117	80	8	10	1	0	1	5	4	0	0	1	40	0	0	.175	.136	3

CAREER FIELDING

POS	G	PO	A	E	PCT	TC	DP
P	183	37	79	3	.975	119	6



TOMÁS NIDO

3 C

@tnido24

HT 6-0 WT 218 BT R TH R

OPENING DAY AGE: 27
BIRTHDATE: APRIL 12, 1994
BIRTHPLACE: GUAYNABO, PR
RESIDES: OVIEDO, FL
MLB SERVICE TIME: 2 YEARS, 89 DAYS
SIGNED BY: MIKE SILVESTRI
HOW OBTAINED: METS EIGHTH-ROUND
PICK IN THE 2012 FIRST-YEAR PLAYER DRAFT
CONTRACT STATUS: ARBITRATION ELIGIBLE AFTER
2021. ELIGIBLE FREE AGENT AFTER 2024

MEET THE MET

- Comes from a family with deep athletic roots...His mother, Liana Vicens, competed in the 1968 Olympics in Mexico City as a swimmer...His uncle, Miguel Nido, played tennis at Clemson and competed at the 1992 Olympics in Barcelona...His great uncle Juan "Pachín" Vicéns was a basketball player who played for Kansas State and Leones de Ponce...The Auditorio Juan Pachín Vicéns is named after him, an auditorium located in his home city of Ponce...His cousin Chris Nido played golf at the University of Florida and recently turned pro.
- Played baseball with Francisco Lindor as a kid in Puerto Rico... Played for Los Panteras, a youth team, before Lindor moved to the US.
- Enjoys playing golf.
- He and his wife, Danielle, had a girl named Eleni Rayne this offseason.
- His family calls him Kiké, a shortened version of his middle name (Enrique).

2020 SEASON

- Placed on the Injured List, August 25, after testing positive for COVID-19...Missed the rest of the season.
- Hit safely in each of his first six starts this season...That six-game hitting streak was the longest of his career.
- Hit a go-ahead, two-run homer and his first career grand slam, the Mets' first slam of the year, en route to collecting a career-high six RBI on August 13 vs. Washington...Was his first career multi-homer game and his first career homers with runners on base...Was the sixth catcher in club history with a six-RBI game... He was the third Mets hitter to record at least six RBI in a game while batting eighth.

2019 SEASON

- Set career-high marks in games played (50), hits (26), doubles (five), home runs (four), and RBI (14).
- Batted .381 (8-21) with a home run and four RBI on first pitches.
- Reached base safely in seven-straight games from May 25-June 11...Batted .304 (7-23) with a home run and two RBI in that span.
- Batted .289 (11-38) in 12 games with Syracuse (AAA).

CAREER BESTS

HITS, GAME

2 hits

9x, last, 8/13/20 vs. Washington

HOME RUNS, GAME

2 home runs

8/13/20 vs. Washington

LEADOFF HR

None

WALK-OFF HOME RUNS

1 walk-off home run

5/25/19 vs. Detroit
(Buck Farmer)

PINCH-HIT HOME RUNS

None

RBI, GAME

6 RBI

8/13/20 vs. Washington

STOLEN BASES, GAME

None

HITTING STREAK

6 games

7/26/20-8/15/20

GRAND SLAMS

1 grand slam

8/13/20 vs. Washington
(Seth Romero)

2018 SEASON

- Appeared in 34 games, including 24 starts, behind the plate in three stints with the Mets.
- Belted his first-career home run, September 13, in the second game of a doubleheader vs. Miami (off Jeff Bringham).
- Reached base in five-consecutive games between September 1-13...Tallied five RBI during that stretch.

2017 SEASON

- Was recalled from Binghamton (AA) of the Eastern League on September 12...Made his major league debut as a pinch-hitter on September 13 at the Cubs.
- Registered his first major league hit and RBI on September 14 at the Cubs as a pinch-hitter.
- Was an Eastern League mid-season All-Star (starting catcher).
- Participated in the SiriusXM Futures Game...Went 2-2 with two RBI for the World squad.

2016 SEASON

- Won the Florida State League batting title after hitting .313 (110-352) in 90 games for St. Lucie...
Note: Nido actually hit .320 (110-344) but eight extra at-bats were added into the calculation of his average to qualify him for the batting title.

- Won the Sterling Award for St. Lucie, emblematic of the most valuable player on his team.
- Named a mid-season and post-season Florida State League All-Star...Was also tabbed a High Class-A All-Star by *Baseball America*.

2015 SEASON

- Named to the mid-season South Atlantic League All-Star team.

BACKGROUND

- Tomás E. Nido [toe-MAS NEE-doh] graduated from Orangewood Christian (FL) High School... Played four years of baseball, two years of basketball and two years of volleyball while at Orangewood Christian.
- Was originally committed to Florida State before signing with the Mets.

CAREER TRANSACTIONS

- Selected by the New York Mets in the eighth round of the 2012 First-Year Player Draft.
- On the 7-day Injured List, August 24-September 1, 2019, with a concussion.
- On the Injured List, August 25-the end of the 2020 season, after testing positive for COVID-19.

CAREER STATISTICS

YEAR	TEAM	AVG	G	AB	R	H	2B	3B	HR	RBI	SH	SF	HBP	BB	SO	SB	CS	SLG	OBP	E
2012	Kingsport (R)	.242	38	124	15	30	6	0	2	15	0	3	1	12	23	1	0	.339	.307	7
2013	Brooklyn (A)	.185	33	119	3	22	6	0	1	11	1	0	1	4	21	0	1	.261	.218	4
2014	Brooklyn (A)	.277	58	188	20	52	6	1	1	21	0	1	0	14	41	2	2	.335	.325	7
2015	Savannah (A)	.259	86	317	39	82	14	2	6	40	1	4	1	12	86	1	1	.372	.284	14
2016	St. Lucie (A)	.320	90	344	38	110	23	2	7	46	0	4	3	19	42	0	1	.459	.357	9
2017	Binghamton (AA)	.232	102	367	41	85	19	1	8	60	0	6	1	30	63	0	0	.354	.287	5
	METS	.300	5	10	0	3	1	0	0	3	0	0	0	0	2	0	0	.400	.300	0
2018	Binghamton (AA)	.274	58	215	23	59	18	1	5	30	0	4	2	7	36	0	0	.437	.298	4
	Las Vegas (AAA)	.235	6	17	3	4	2	0	0	1	0	0	0	2	2	0	0	.353	.316	0
2019	METS	.167	34	84	10	14	3	0	1	9	0	2	0	4	27	0	0	.238	.200	4
	Syracuse (AAA)	.289	12	38	3	11	1	0	0	4	0	1	0	1	13	0	0	.316	.300	2
2020	METS	.191	50	136	9	26	5	0	4	14	1	0	0	7	37	0	0	.316	.231	3
	METS	.292	7	24	4	7	1	0	2	6	0	0	0	2	6	0	0	.583	.346	1
Minor League Totals		.263	483	1729	185	455	95	7	30	228	2	23	9	101	327	4	5	.378	.303	52
Major League Totals		.197	96	254	23	50	10	0	7	32	1	2	0	13	72	0	0	.319	.234	8

CAREER FIELDING

POS	G	PO	A	E	PCT	TC	DP
C	88	669	22	8	.989	699	3



BRANDON NIMMO

9 OF

@You_Found_Nimmo
@bnimmo24

HT 6-1 WT 196 BT L TH R

OPENING DAY AGE: 28
BIRTHDATE: MARCH 27, 1993
BIRTHPLACE: CHEYENNE, WY
RESIDES: PORT ST. LUCIE, FL
MLB SERVICE TIME: 4 YEARS, 42 DAYS
SIGNED BY: JIM REEVES
HOW OBTAINED: METS FIRST-ROUND PICK (13TH OVERALL) IN THE 2011 FIRST-YEAR PLAYER DRAFT
CONTRACT STATUS: FREE AGENT AFTER 2022

STERLING ORGANIZATIONAL PLAYER OF THE YEAR: 2016

MEET THE MET

- Was promised a car, a Nissan Altima, for accepting a scholarship to the University of Arkansas...Still has that car today.
- His wife, Chelsea, has worked as a ER Nurse in Elmhurst, Queens.
- Is an avid fisherman – especially shark fishing.
- Took batting practice from assistant minor league clubhouse manager Drew Dunton during the 2020-2021 offseason... Dunton throws left-handed.
- His dad encouraged him to swing left-handed...Was a switch-hitter until he was about 10 years old...Does most things right-handed, including golf...His dad did not want him to mess up his swing and it was much harder to find spare lefty clubs.
- His favorite player growing up was Todd Helton...Nimmo and his father worked on emulating Helton's swing when Nimmo was a kid...Nimmo and Helton spoke for the first time during spring training in 2021.
- Was the first-ever first-round pick and 16th major league player from Wyoming.

CAREER HIGHLIGHTS

- Owns the third-highest OBP (min. 1000 PA) in Mets history (.390) behind John Olerud (.425) and Dave Magadan (.391)... Ranks 11th in OPS in Mets history with a .838 mark.
- Since 2016, Nimmo's 20.2 percent O-Swing%, which measures the percentage of pitches outside of the strike zone at which a batter swings, is the third lowest in the NL behind only Greg Garcia (19.3 percent) and Joey Votto (18.6 percent).

2020 SEASON

- Posted a .404 OBP, good for 10th in the majors...He is the third player in franchise history to reach base at a .400 clip or better in multiple seasons.
- Ranked 10th in the NL with 33 walks and tied for fourth in the league with three triples...Walked once every 6.82 plate appearances, ninth in the NL...Tied for eighth in the league with six HBP.
- Tied for ninth in the NL with a .338 (25-74) average in September...Had 10 multi-hit games in the season's last month.
- Reached base in the first 21 games of the season after ending 2019 on a 15-game on-base streak...That 36-game on-base streak was the second-longest in franchise history and the longest of his career.

CAREER BESTS

HITS, GAME
5 hits

8/15/18 at Baltimore

HOME RUNS, GAME
2 home runs

2x, last, 6/18/18 at Colorado

MULTI-HR GAMES
2 multi-home run games

2 two-home run games

LEADOFF HR
5 leadoff home runs
last, 8/12/20 vs. Washington
(Anibal Sánchez)

INSIDE-THE-PARK HR
1 inside-the-park home run
6/18/18 at Colorado
(Tyler Anderson)

WALK-OFF HOME RUNS
1 walk-off home run
7/11/18 vs. Philadelphia
(Mark Leiter)

PINCH-HIT HOME RUNS
2 pinch-hit home runs
last, 9/3/18 at Los Angeles-NL
(Kenta Maeda)

RBI, GAME
4 RBI
6/18/18 at Colorado

STOLEN BASES, GAME
2 stolen bases
5/29/18 at Atlanta

HITTING STREAK
7 games
8/13/18-8/31/18

GRAND SLAMS
None

2019 SEASON

- Missed over three months with neck injuries.
- Walked 46 times in 254 plate appearances (18.1 percent walk rate)... Led the NL and ranked second in the majors only to Mike Trout, walking once every 5.52 PA (min. 200 PA).
- After coming off the IL on September 1, he reached safely in 40 of his 93 plate appearances, posting a .261/.430/.565 slashline with five homers and 15 RBI...Had a .431 OBP in his last 36 games (May 7-20 and September 1-end of season) with 30 walks in that span.
- Ranked seventh in the NL with a .430 OBP in September...His 20 walks in the season's final month were tied for fifth in the league.
- Walked with the bases loaded in the 11th inning on September 24 vs. Miami for his second career walk-off RBI.
- Reached base safely in each of his last 15 games of the season.

2018 SEASON

- Made his first Opening Day roster...Optioned to Las Vegas (AAA) of the Pacific Coast League on April 10...Recalled on April 13...Was on the Disabled List, August 20, retroactive to August 17-August 28, with a bruised left index finger...Strained his right hamstring on September 29 and did not play again in 2018.
- His .404 OBP was the second-best in the NL and fourth-best in the majors among qualified batters and his 80 walks were ninth-most in the NL...Was the first Mets player to finish the season with an OBP over .400 since David Wright, who had a .416 OBP in 2007.
- Finished the season with an .886 OPS, the 11th-best in the NL...His eight triples were tied for fourth-most in the NL.
- Became the eighth Mets player to record a bWAR of at least 4.0 and a .400 OBP joining Keith Hernandez and John Olerud (3x each), Mike Piazza, Cleon Jones, Dave Magadan and Edgardo Alfonzo...Became the 10th Mets player age 25 or younger to post a 4.0 bWAR.
- Drew 29 walks in September, second-most in the majors and the most walks in a calendar month in team history (passed Keith Hernandez, 28 in July 1984)...Walked at least once in 14 of his last 17 games and had at least one walk in nine-straight games from September 13-21, a career-best streak.
- Reached base safely in a career-best 28-straight games from August 11-September 21 and in 35 of his last 36 games.

- Reached base safely in 10 consecutive plate appearances from August 14-16...Tied with Benny Agbayani (2000) and Todd Hundley (1997) for the second-longest streak by a Met...John Olerud reached base safely in 15 straight PA in 1998.
- Led the majors with a Mets-record 22 HBP (passed Lucas Duda's 14 HBP in 2015).
- Tallied his second career multi-homer game (also September 7, 2017 vs. Cincinnati) and a career-best four RBI on June 18 at the Rockies...Hit a leadoff inside-the-park home run for his first homer of the night...The leadoff inside-the-park homer was the third such homer in Mets history...The other two were hit by Angel Pagan on August 23, 2009 vs. Philadelphia and Charlie Neal on May 7, 1963 vs. Philadelphia.
- With his inside-the-park and over-the-fence home runs on June 18 at Colorado, Nimmo became the fifth-Met to have such a game and first since Angel Pagan on August 23, 2009.
- Blasted his first career walk-off and pinch-hit home run with his pinch-hit, walk-off three run homer on July 11 vs. Philadelphia...Was also his first career walk-off RBI.
- Went 3-5 on August 8 vs. Cincinnati with three doubles, three RBI and three runs scored...The three doubles tied a franchise-best for a single game (29th time).
- Turned in a career-high five hits on August 15 at Baltimore, going 5-5 with two doubles, one triple, three RBI, three runs scored and a HBP.
- Hit his second pinch hit go-ahead home run in the ninth inning on September 3...Joined Jordany Valdespin (2012), Chris Jones (1995) and Marv Throneberry (1962) as the only Mets with multiple pinch-hit, go-ahead homers in the ninth or later in a season.

2017 SEASON

- Began the season on the 10-Day Disabled List (right hamstring) and was optioned to Las Vegas (AAA) on May 16...Was recalled from Vegas on June 16 before landing on the 10-Day DL on July 8 with a partially collapsed lung (retroactive to July 5)...Activated from the DL on July 28.
- Had the fourth-best on-base percentage (.379) among major league rookies (third-best among NL rookies)...Trailed Aaron Judge (.422), Rhys Hoskins (.396) and José Martínez (.379)...His 33 walks were seventh-most among NL rookies.
- Had 15.3% walk rate, which was tied for the 10th-highest (min. 200 plate appearances).
- Turned in his first career multi-homer game on September 7 vs. Cincinnati...Finished the day 3-4 with three RBI and three runs scored.

2016 SEASON

- Received his first call-up to the major leagues on June 25 and stayed with the Mets through July 18...Was also with the Mets July 29-August 2, August 4-10 and September 6 through the end of the season.
- Made his major league debut on June 26 at Atlanta and went 0-4...Grabbed his first major league hit a day later on June 27 at Washington (a single off Joe Ross).
- Recorded his first RBI on June 30 vs. Chicago-NL.
- Hit his first major league homer off Jason Hammel in the fourth inning on July 1 at Citi Field...Finished the game with three RBI.
- Named the Sterling Organizational Co-Player of the Year along with infield prospect Amed Rosario...The annual award is given to the top player(s) in the Mets' minor league system.

- Finished second in the PCL with a .352 batting average...Nimmo led the league in OBP (.423) and was fourth in slugging (.541).
- Received the Webster Award at the end of the season, given annually to the Mets minor leaguer who best exemplifies the integrity and character displayed by Richard Webster.

2015 SEASON

- Participated in the SiriusXM Futures Game in Cincinnati on July 12...Went 1-2 with an RBI and a run scored while playing center field.
- Named a mid-season Eastern League All-Star.

2014 SEASON

- Won the Sterling Award for St. Lucie (A)...Named to the mid-season FSL All-Star team.

2013 SEASON

- Named a South Atlantic League All-Star.
- Participated in the SiriusXM Futures Game at Citi Field...Was 0-2.

INSIDE-THE-PARK HOME RUNS

There have been 28 inside-the-park home runs in Mets history. Here is the complete list.

#	Date	Player	Pitcher	Site
1	5/16/62	Gil Hodges	Dick Ellsworth, CHI	Polo Grounds
2	6/23/62	Richie Ashburn	Darragh Stone, HOU	Polo Grounds
3	5/7/63	Charlie Neal +	Art Mahaffey, PHI	Polo Grounds
4	6/5/66	Ron Hunt	Sandy Koufax, LAD	Shea Stadium
5	8/17/67	Bud Harrelson	Juan Pizarro, PIT	Forbes Field
6	9/5/71	Don Hahn	Woodie Fryman, PHI	Veterans Stadium
7	6/12/79	Doug Flynn #	Dave Tomlin, CIN	Shea Stadium
8	8/19/79	Gil Flores	Bill Bonham, CIM	Riverfront Stadium
9	6/27/80	Lee Mazzilli	Steve Carlton, PHI	Veterans Stadium
10	8/12/80	Steve Henderson	Kent Tekulve, PIT	Three Rivers Stadium
11	7/31/82	Wally Backman	Enrique Romo, PIT	Shea Stadium
12	9/10/82	Dave Kingman	Doug Bair, STL	Busch Stadium
13	8/31/83	Mark Bradley	Fernando Valenzuela, LAD	Shea Stadium
14	6/17/84	Darryl Strawberry *	Bruce Sutter, STL	Busch Stadium
15	9/20/87	Howard Johnson	Mike Bielecki, PIT	Three Rivers Stadium
16	5/3/89	Darryl Strawberry	Jose Rijo, CIN	Shea Stadium
17	6/26/90	Kevin Elster	Bryn Smith, STL	Busch Stadium
18	8/14/93	Tim Bogar *	Bobby Thigpen, PHI	Veterans Stadium
19	5/6/95	Edgardo Alfonzo	Matt Grott, CIN	Riverfront Stadium
20	9/24/00	Timo Perez	Bruce Chen, PHI	Veterans Stadium
21	6/11/05	Marlon Anderson **	Francisco Rodriguez, LAA	Shea Stadium
22	4/11/06	Kazuo Matsui	Jake Peavy, SD	PETCO Park
23	9/7/06	José Reyes	Brad Penny, LAD	Shea Stadium
24	8/2/07	Damion Easley	Chris Capuano, MIL	Miller Park
25	8/23/09	Angel Pagan +	Pedro Martinez, PHI	Citi Field
26	5/19/10	Angel Pagan	Livan Hernandez, WAS	Nationals Park
27	9/2/15	Ruben Tejada	Aaron Nola, PHI	Citi Field
28	6/18/18	Brandon Nimmo+	Tyler Anderson, COL	Coors Field

Second at-bat of the inning + Leadoff Home Run

* Was the second home run in consecutive at-bats for player ** Pinch-Hit Home Run

BACKGROUND

- Brandon Tate Nimmo [NIH-mo] graduated from Cheyenne East (WY) High School where he played American Legion ball for Post 6 because his high school did not have a baseball team... He won the MVP at the 2010 Under Armour All-America Game at Wrigley Field...Also played football and ran track.
- Committed to the University of Arkansas before signing with the Mets.
- His father wrestled collegiately, while his brother played outfield for four years at the University of Nebraska, including the 2005 College World Series.
- Participated in the inaugural Kids Holiday Shopping Spree on December 14, 2016 at Target in College Point, Queens...Helped children pick out holiday gifts for them and their families.
- Played for Team Italy during the 2017 World Baseball Classic (three games)...Suffered a strained right hamstring while playing for Italy.
- Attended Governor Andrew Cuomo's New York State of the State in Albany on January 4, 2018.

- Received the Ben Epstein/Dan Castellano Good Guy Award at the New York BBWAA Dinner on January 26, 2019.
- Was Santa at the Mets annual Kids Holiday Party from 2017-19...Was an elf at the Mets annual Kids Holiday Party in December, 2016 to help hand out presents to children.

CAREER TRANSACTIONS

- Drafted by the New York Mets in the first-round (13th overall) in the 2011 First-Year Player Draft.
- On the 10-Day Disabled List, March 30-May 16, 2017, with a right hamstring injury.
- On the 10-Day Disabled List, July 8-28, 2017, with a partially collapsed lung.
- On the 10-Day Disabled List, August 20 (retroactive to August 17)-August 28, 2018 with a bruised left index finger.
- On the 10-Day Injured List, May 22, 2019 (retroactive to May 21), with a stiff neck... Transferred to the 60-Day Injured List, August 8...Was activated September 1.

CAREER STATISTICS

YEAR	TEAM	AVG	G	AB	R	H	2B	3B	HR	RBI	SH	SF	HBP	BB	SO	SB	CS	SLG	OBP	E
2011	GCL Mets (R)	.241	7	29	5	7	0	0	2	4	0	0	0	3	9	0	0	.448	.313	0
	Kingsport (R)	.111	3	9	0	1	0	0	0	0	0	0	0	3	5	0	0	.111	.333	0
2012	Brooklyn (A)	.248	69	266	41	66	20	2	6	40	1	1	7	46	78	1	5	.406	.372	1
2013	Savannah (A)	.273	110	395	62	108	16	6	2	40	1	2	11	71	131	10	7	.359	.397	7
2014	St. Lucie (A)	.322	62	227	59	73	9	5	4	25	0	0	2	50	51	9	3	.458	.448	1
	Binghamton (AA)	.238	65	240	38	57	12	4	6	26	2	0	1	36	54	5	1	.396	.339	1
2015	Binghamton (AA)	.279	68	269	26	75	12	3	2	16	0	1	6	26	55	0	2	.368	.354	1
	St. Lucie (A)	.125	4	16	3	2	1	0	0	2	0	0	0	4	3	0	0	.188	.300	0
	Las Vegas (AAA)	.264	32	91	19	24	3	1	3	8	0	1	2	18	20	5	4	.418	.393	1
2016	Las Vegas (AAA)	.352	97	392	72	138	25	8	11	61	2	1	3	46	73	7	8	.541	.423	3
	METS	.274	32	73	12	20	1	0	1	6	0	0	1	6	20	0	0	.329	.338	1
2017	METS	.260	69	177	26	46	11	1	5	21	1	2	2	33	60	2	0	.418	.379	1
	Las Vegas (AAA)	.227	42	163	23	37	12	1	3	17	0	0	2	33	49	0	0	.368	.364	1
	St. Lucie (A)#	.222	5	18	4	4	2	0	1	4	0	0	0	5	4	0	0	.500	.391	0
2018	METS	.263	140	433	77	114	28	8	17	47	0	0	22	80	140	9	6	.483	.404	1
	Las Vegas (AAA)	.500	1	4	2	2	0	0	0	1	0	0	1	0	0	0	0	.500	.600	0
	St. Lucie (A)#	.333	2	6	1	2	0	0	0	0	0	0	0	2	0	1	0	.333	.500	0
2019	METS	.221	69	199	34	44	11	1	8	29	1	3	5	46	71	3	0	.407	.375	1
	St. Lucie (A)#	.214	5	14	1	3	0	1	0	0	0	0	0	3	2	0	1	.357	.353	0
	Syracuse (AAA)#	.200	10	35	10	7	2	0	1	6	0	0	1	8	8	3	0	.343	.364	0
2020	METS	.280	55	186	33	52	8	3	8	18	0	0	6	33	43	1	2	.484	.404	2
Minor League Totals		.279	582	2174	366	606	114	31	41	250	6	6	36	354	542	41	31	.416	.388	16
Major League Totals		.258	365	1068	182	276	59	13	39	121	2	5	36	198	334	15	8	.448	.390	6

#- rehabilitation assignment

WORLD BASEBALL CLASSIC

YEAR	CLUB	AVG	G	AB	R	H	2B	3B	HR	RBI	SH	SF	HBP	BB	SO	SB	CS	SLG	OBP	E
2017	Italy	.182	3	11	3	2	0	0	1	2	0	0	0	2	2	0	0	.455	.308	0

CAREER FIELDING

POS	G	PO	A	E	PCT	TC	DP
OF	319	612	9	6	.990	627	2



NON-ROSTER INVITEE

STEPHEN

NOGOSEK

85 RHP

[@StephenNogosek](https://twitter.com/StephenNogosek)
[@nogo_backwardsk30](https://www.instagram.com/nogo_backwardsk30)

HT	6-1	WT	193	BT	R	TH	R
----	-----	----	-----	----	---	----	---

OPENING DAY AGE: 25
BIRTHDATE: JANUARY 11, 1995
BIRTHPLACE: ROSEVILLE, CA
RESIDES: ROSEVILLE, CA
MLB SERVICE TIME: 0 YEARS, 30 DAYS
SIGNED BY: JUSTIN HOROWITZ (BOSTON)
HOW OBTAINED: ACQUIRED ALONG WITH RHP GERSON BAUTISTA AND RHP JAMIE CALLAHAN FROM BOSTON IN EXCHANGE FOR RHP ADDISON REED ON JULY 31, 2017.
CONTRACT STATUS: ARBITRATION ELIGIBLE AFTER 2023. ELIGIBLE FREE AGENT AFTER 2026

2020 SEASON

- Did not pitch due to the cancellation of the minor league season.

2019 SEASON

- Made his major league debut on June 19 at Atlanta...Allowed two earned runs on two hits over 0.2 innings pitched.
- His 1.07 ERA on the season was the sixth-best in the minors (min. 50.0 innings).
- Did not allow an earned run in his first 23 appearances (30.1 IP) for Syracuse (AAA).

2018 SEASON

- Split his season between Binghamton (AA) and St. Lucie (A).
- Was named a Florida State League Mid-Season All-Star for St. Lucie (A).

2017 SEASON

- Was acquired by the New York Mets on July 31 and assigned to St. Lucie (A).
- Was named a South Atlantic League Mid-Season All-Star for Greenville (A).

2016 SEASON

- Made his professional debut with Lowell (A).

BACKGROUND

- Stephen James Nogosek [nuh-goh-SICK] was a Pac-12 Conference first-team all-league pick following his junior season at the University of Oregon where he went 2-2 with a 1.11 ERA and 16 saves...His 16 saves were tied for third-most in the country...Ended his collegiate career ranked second in Ducks history in saves and appearances (85).
- Pitched for the U.S. National Team following the 2015 season.
- Was a three-year captain at Woodcreek High where he played the infield and pitched...Holds Sierra Foothill League record in passing yards, passing touchdowns and rushing yards by a quarterback.

CAREER TRANSACTIONS

- Selected by the Boston Red Sox in the sixth round of the 2016 First-Year Player Draft.
- Acquired along with RHP Gerson Bautista and RHP Jamie Callahan from Boston in exchange for RHP Addison Reed on July 31, 2017.

CAREER STATISTICS

YEAR	TEAM	W-L	ERA	G	GS	CG	SHO	SV	IP	H	R	ER	HR	HB	BB	SO	WP	BK
2016	Lowell (R)	1-0	2.03	10	0	0	0	0	13.1	9	3	3	2	1	7	19	1	0
	Greenville (A)	0-2	5.14	10	0	0	0	2	14.0	17	9	8	1	0	3	12	0	0
2017	Greenville (A)	2-3	2.55	23	0	0	0	13	35.1	24	10	10	4	3	11	45	1	0
	Salem (A)	2-1	4.08	13	0	0	0	6	17.2	15	8	8	3	2	10	18	2	0
	St. Lucie (A)	1-1	5.06	9	0	0	0	0	16.0	16	9	9	0	0	8	15	2	0
2018	St. Lucie (A)	1-1	3.06	23	0	0	0	1	32.1	22	12	11	4	2	18	37	3	0
	Binghamton (AA)	0-0	8.10	16	0	0	0	0	20.0	16	20	18	3	0	21	21	5	0
2019	METS	0-1	10.80	7	0	0	0	0	6.2	12	8	8	2	0	2	6	0	0
	Syracuse (AAA)	3-0	1.15	24	0	0	0	2	31.1	12	5	4	1	2	13	30	1	0
	Binghamton (AA)	0-0	0.95	11	0	0	0	1	19.0	13	4	2	0	0	12	20	0	0
Minor League Totals		10-8	3.30	139	0	0	0	25	199.0	144	80	73	18	10	103	217	15	0

CAREER FIELDING

POS	G	PO	A	E	PCT	TC	DP
P	7	1	0	0	1.000	1	0



NON-ROSTER INVITEE

COREY

OSWALT

55 RHP

@Corey_Oswalt10

HT	6-5	WT	250	BT	R	TH	R
----	-----	----	-----	----	---	----	---

OPENING DAY AGE: 27
 BIRTHDATE: SEPTEMBER 3, 1993
 BIRTHPLACE: SAN DIEGO, CA
 RESIDES: SAN DIEGO, CA
 MLB SERVICE TIME: 1 YEAR, 52 DAYS
 SIGNED BY: FRED MAZUCA
 HOW OBTAINED: METS SEVENTH-ROUND PICK IN THE 2012 FIRST-YEAR PLAYER DRAFT
 CONTRACT STATUS: ARBITRATION ELIGIBLE AFTER 2022. FREE AGENT AFTER 2025

STERLING ORGANIZATIONAL PITCHER OF THE YEAR: 2017

MEET THE MET

- Pronounces his last name [OZ-walt].
- Did not start pitching until he was a senior in high school... Originally signed with UC Santa Barbara as a hitter.
- His brother, Todd, was a wide receiver at California Lutheran while his cousin, Chris Bonner, was a quarterback at Colorado State-Pueblo and led them to a Division II Championship in 2014.

2020 SEASON

- Had four stints with the Mets...Began the year on the Opening Day roster and was with the team through July 26...Also with the club from August 18-26, September 19-23 and recalled on the final day of the season, September 27...Made his first Opening Day roster of his career.
- Made one start, August 18 at Miami...Allowed two runs over 4.1 innings with four strikeouts in a game the Mets won, 8-3.
- Posted a 5.19 ERA (five earned runs/8.2 innings) with seven strikeouts in relief.
- Hurlled 4.0 shutout innings on August 25 vs. Miami (G1)...It was the longest scoreless outing of his career.

2019 SEASON

- Appeared in two games for the Mets...Pitched 3.2 innings of relief and suffered the loss allowing five runs on April 13 at Atlanta...Surrendered four runs in 3.0 innings of work on April 26 vs. Milwaukee... Held right-handers to a .188 (3-16) mark.
- Went 10-4 with a 2.91 ERA (28 earned runs/86.2 innings) in 16 starts for Syracuse (AAA)...Had a 1.14 WHIP and struck out 79 while issuing 15 walks.
- His 2.91 ERA was the second-lowest in the International League and his 1.14 WHIP was the fourth-lowest (min. 75.0 innings)...Was tied for second in the IL with his 10 victories.
- Earned International League Pitcher of the Week honors twice, July 15-21 and August 19-25.
- On the minor league 7-Day Injured List from May 27-July 1 with a right knee MCL sprain...On the minor league 7-Day IL from July 28-August 7, with right knee bursitis.

2018 SEASON

- Was with the Mets from April 10-11, April 21-27, May 8-15, June 29-July 20, July 23-27 and August 3 through the end of the season.
- Made his major league debut out of the bullpen on April 25 at St. Louis, pitching 4.2 innings and allowing two runs, earned, with four strikeouts...Was the longest outing by a Mets reliever making his MLB debut in team history...Kevin Tapani held the previous mark with 4.1 innings on July 4, 1989 at Houston.

CAREER BESTS

WIN STREAK

3 games
7/25/18-8/21/18

LOSS STREAK

2 games
2x, last, 9/22/18-present

STRIKEOUTS, GAME

7 strikeouts
7/9/18 vs. Philadelphia (G2)

LONGEST OUTING, RELIEVER

4.2 innings
4/25/18 at St. Louis

LONGEST OUTING, STARTER

6.0 innings
4x, last, 8/16/18 at Philadelphia (G1)

MOST WALKS, GAME

4 walks
4/13/19 at Atlanta

SCORELESS STREAK

5.2 innings
8/18/20-present

OSWALT, COREY

- Earned his first major league win on July 25 vs. San Diego...Allowed two runs over 5.0 innings...Made his first major league start on June 29 at Miami.
- Was 2-3 with a 4.72 ERA (29 earned runs/55.1 innings) in 12 starts and 1-0 with a 12.54 ERA (13 earned runs/9.1 innings) in five relief outings.
- On July 9 vs. Philadelphia, took a no-hitter into the fifth before allowing a bases-clearing double to opposing pitcher, Aaron Nola, the only hit he allowed in 6.0 innings.

2017 SEASON

- Named the Eastern League's Pitcher of the Year after going 12-5 with a 2.28 ERA (34 earned runs/134.1 innings) in 24 starts with Binghamton (AA)...Was also tabbed the Mets' Sterling Organizational Pitcher of the Year.
- His 2.28 ERA was best in the Eastern League among qualified pitchers and was also the lowest for any qualified starter in Double-A.
- The 2.28 ERA was the third-lowest in Binghamton team history behind Bobby J. Jones (1.88 ERA in 1992) and Paul Wilson (2.17 ERA in 1995).
- Was a *Baseball America* Double-A All-Star.
- Finished second in the EL in victories (12), third in WHIP (1.18) and fifth in opponents average (.236).

- Named to the Eastern League's mid-season and post-season All-Star teams.

2014 SEASON

- Was a mid-season New York-Penn League All-Star.

BACKGROUND

- Corey Edward Oswalt [OZ-walt] graduated from Madison (CA) High School in 2012.
- Was committed to UC Santa Barbara as a position player (third base/shortstop) before being selected by the Mets as a pitcher in the draft... Pitched 20.0 innings as a senior at Madison... Played three years of basketball and four years of baseball at Madison.
- Handed out gifts to local schoolchildren as one of Santa's elves during the Kids Holiday Party on December 4, 2018 as part of MetsGiving.

CAREER TRANSACTIONS

- Selected by the New York Mets in the seventh round of the 2012 First-Year Player Draft.
- On the 10-Day Injured List, August 26-September 19, 2020, with right biceps tendinitis.
- Designated for assignment on February 10, 2021...Outrighted to Triple-A on February 16.

CAREER STATISTICS

YEAR	TEAM	W-L	ERA	G	GS	CG	SHO	SV	IP	H	R	ER	HR	HB	BB	SO	WP	BK
2012	Kingsport (R)	4-3	8.15	9	6	0	0	0	35.1	49	33	32	1	4	7	20	2	1
2013	Kingsport (R)	0-1	3.46	3	2	0	0	0	13.0	14	6	5	0	0	1	11	2	0
2014	Brooklyn (A)	6-2	2.26	12	11	0	0	0	67.2	55	20	17	1	3	15	59	1	0
2015	Savannah (A)	11-5	3.36	23	23	0	0	0	128.2	153	59	48	6	1	21	99	13	2
2016	St. Lucie (A)	4-2	4.12	14	13	0	0	0	67.2	73	34	31	4	2	18	68	2	0
	GCL Mets (R)	0-0	0.00	1	1	0	0	0	1.0	0	0	0	0	1	0	3	0	0
2017	Binghamton (AA)	12-5	2.28	24	24	2	1	0	134.1	118	40	34	9	4	40	119	7	0
2018	Las Vegas (AAA)	4-4	6.02	11	11	0	0	0	52.1	58	37	35	9	4	20	52	3	0
	METS	3-3	5.85	17	12	0	0	0	64.2	69	43	42	14	4	20	45	4	0
2019	Syracuse (AAA)	10-4	2.91	16	16	1	0	0	86.2	84	35	28	9	2	15	79	1	1
	METS	0-1	12.15	2	0	0	0	0	6.2	9	9	9	1	0	6	5	0	0
	Brooklyn (A)	0-0	1.50	2	2	0	0	0	6.0	6	2	1	0	1	3	7	0	0
2020	METS	0-0	4.85	4	1	0	0	0	13.0	14	7	7	3	1	2	11	0	0
Minor League Totals		51-26	3.51	115	109	3	1	0	592.2	610	266	231	39	22	140	517	31	4
Major League Totals		3-4	6.19	23	13	0	0	0	84.1	92	59	58	18	5	28	61	4	0

MAJOR LEAGUE HITTING TOTALS

YEAR	TEAM	AVG	G	AB	R	H	2B	3B	HR	RBI	SH	SF	HB	BB	SO	SB	CS	SLG	OBP	E
2019	METS	.000	2	1	0	0	0	0	0	1	1	1	0	0	1	0	0	.000	.000	0
Career Totals		.000	17	19	0	0	0	0	0	1	2	1	0	0	11	0	0	.000	.000	0

Last Home Run — None

Most Hits, Game — None

Most RBI, Game — 1, April 13, 2019 at Atlanta

CAREER FIELDING

POS	G	PO	A	E	PCT	TC	DP
P	23	10	9	0	1.000	19	3



NON-ROSTER INVITEE

JOSÉ

PERAZA

18 INF

HT	5-11	WT	210	BT	R	TH	R
----	------	----	-----	----	---	----	---

OPENING DAY AGE: 26
BIRTHDATE: APRIL 30, 1994
BIRTHPLACE: BARINAS, VZ
RESIDES: LITCHFIELD PARK, AZ
MLB SERVICE TIME: 4 YEARS, 141 DAYS
SIGNED BY: ROLANDO PETIT (ATLANTA)
HOW OBTAINED: SIGNED AS A MINOR LEAGUE FREE AGENT ON NOVEMBER 4, 2020.
CONTRACT STATUS: ARBITRATION ELIGIBLE AFTER 2021. ELIGIBLE FREE AGENT AFTER 2022

2020 SEASON

- Played in 34 games for Boston, hitting .225 (25-111) with eight doubles, a triple, a home run, eight RBI and a stolen base.
- Went 4-5 with two doubles, two RBI and two runs scored in Boston's 13-2 Opening Day victory over Baltimore on July 24.
- Made the third pitching appearance of his career, pitching the ninth inning in a 17-8 loss vs. Tampa Bay...Allowed two hits and one run.
- Was optioned to Boston's alternate site on September 9.

2019 SEASON

- Led the Reds in starts at second base (50)...Also made 22 starts at shortstop, 13 in left field, two in center field, and one at third base...His 5 games at 3B were the first of his career.
- Hit .265 (40-151) with 10 doubles, a triple, a home run, two stolen bases and 13 RBI after the All-Star break.
- Against LHP, batted .287 (31-108) with a .744 OPS.
- Made the first two pitching appearances of his career...With two outs in the ninth inning on July 30 vs. Pittsburgh, in a game that featured nine ejections, threw four pitches and induced a Jacob Stallings flyout to center field...On August 16 vs. St. Louis, threw a scoreless ninth inning with one hit allowed (infield single).

2018 SEASON

- Established career highs in games (157), runs (85), hits (182), doubles (31), home runs (14), RBI (58) and walks (29).
- Was one of only two players in the majors and the only player in the NL with at least 182 hits, 31 doubles, 14 homers and 23 stolen bases (Francisco Lindor, 183-42-38-25).
- Tied Lindor for the major league lead in hits by a shortstop... Among all NL players ranked tied for third in sacrifice bunts, tied for fourth in hits and tied for fifth in multi-hit games.
- Led the National League in most plate appearances per strikeout (9.1).
- In his last 105 games of the season hit .310 (132-426) with 22 doubles, four triples, 12 homers, 46 RBI, 15 stolen bases and a .347 OBP...His batting average in that span was the ninth-highest in the majors and sixth-best in the NL.
- From May 26-June 24, reached base safely in 23 consecutive games (.330 batting average, .392 OBP)... Was the longest on-base streak of his career.

CAREER BESTS

HITS, GAME

5 hits

7/14/18, Cincinnati at St Louis

HOME RUNS, GAME

2 home runs

4/27/18, Cincinnati at Minnesota

MULTI-HR GAMES

1 multi-home run game

1 two-home run game

LEADOFF HR

3 leadoff home runs

last, 8/4/18 at Washington (G2)
(Jeremy Hellickson)

INSIDE-THE-PARK HR

None

WALK-OFF HOME RUNS

None

PINCH-HIT HOME RUNS

1 pinch-hit home run

7/14/19 at Colorado
(Jesús Tinoco)

RBI, GAME

4 RBI

2x, last, 7/1/18,
Cincinnati vs. Milwaukee

STOLEN BASES, GAME

3 stolen bases

2x, last, 6/22/18,
Cincinnati vs. Chicago-NL

HITTING STREAK

13 games

5/13/17-5/28/17

GRAND SLAMS

1 grand slam

7/1/18, Cincinnati vs. Milwaukee
(Aaron Wilkerson)

PERAZA, JOSÉ

- On April 27 at Minnesota produced his only career two-homer game.
- Hit his only career grand slam on July 1 vs. Milwaukee.
- Homered in consecutive games on June 27 at Atlanta and June 28 vs. Milwaukee for the first time in his career, then did it twice more on August 18 and August 19 vs. San Francisco and on September 12 vs. Los Angeles-NL and September 14 at Chicago-NL.

2017 SEASON

- Established career highs in triples (four) and stolen bases (23).
- Ranked tied for sixth in the NL in stolen bases (23).
- In his last 48 games of the season beginning July 27, hit .293 (39-133) with three doubles, 12 homers, 11 RBI, eight stolen bases and a .361 OBP.
- Between April 5-20 did not strike out over 53 consecutive plate appearances, the third-longest such streak in the majors in 2017 behind Buster Posey (55 PA, May 12-28) and Brian McCann (55 PA, July 26-August 27).
- Between walks on May 21 vs. Colorado (Kyle Freeland) and July 25 at New York-AL (Dellin Betances), did not draw an unintentional walk in 197 plate appearances, the longest such streak in the majors in 2017.
- Produced career-high hitting streaks of 9 games (April 24-May 5) and then 13 games (May 13-28).

2016 SEASON

- Was an MiLB.com organization All-Star and following the season was rated by Baseball America the 17th-best prospect in the International League.
- Played in just 72 games (56 starts) with Cincinnati but still ranked among the NL rookie leaders in hitting (.324, second), stolen bases (21, fourth), on-base percentage (.352, sixth), multi-hit games (22, seventh) and hits (78, eighth).
- His .324 (78-241) batting average was the highest this season by any player age 22 or younger...His .355 (61-172) batting average after the All-Star break also led all NL rookies.

2015 SEASON

- Hit .293 (141-448) with 33 stolen bases in 118 games for the Class AAA affiliates of the Braves and Dodgers.
- Made his major league debut, playing in seven games for Los Angeles-NL, batting .182 (4-22) with three stolen bases.
- Made his on August 10 vs. Washington...Started at second base and tripled off Gio Gonzalez for his first career hit.
- Did not play after September 13 because of a strained left hamstring.
- Entered the season rated the top prospect in the Braves' system and that organization's best hitter for average.
- By mid-season was rated the 26th-best prospect in all of baseball before he was traded to Los Angeles-NL on July 30.

2014 SEASON

- Split the season between Lynchburg (A) and Mississippi (AA)...Was the Braves' Minor League Player of the Year.
- Started at second base for the World Team in the SiriusXM All-Star Futures Game at Minnesota's Target Field.

2013 SEASON

- Was Class A Rome's Player of the Year...Led the Braves' organization with 64 stolen bases...Hit .288 (129-448) with 18 doubles, eight triples, one home run and 47 RBI over 114 games.

2012 SEASON

- Was the GCL Braves' Player of the Year and Player of the Month for July, batting .318 (27-85) with three doubles, three triples, 10 RBI and six stolen bases over 21 games.
- Despite playing in just 32 games for Rookie Danville, led the club in steals (15)...Batted .281 (34-121) with four doubles, a homer and 18 RBI.

2011 SEASON

- Was the Braves' Dominican Summer League Player of the Year and Batter of the Month for July.
- Played 66 games, batting .281 (66-235) with five doubles, three triples, a home run, 22 RBI and 28 stolen bases.

BACKGROUND

- Full name is José Francisco Peraza Polo.

CAREER TRANSACTIONS

- Signed by the Braves as a non-drafted free agent, on July 2, 2010.
- Acquired by the Los Angeles Dodgers along with LHP Alex Wood, LHP Luis Avilán, RHP Jim Johnson, RHP Bronson Arroyo and cash, as part of three-team deal in which Los Angeles sent INF Héctor Olivera, LHP Paco Rodriguez and RHP Zack Bird to Atlanta plus RHP Jeff Brigham, RHP Victor Araujo and RHP Kevin Guzman to Miami, while the Marlins sent RHP Mat Latos, 1B Mike Morse and cash to Los Angeles plus a 2016 supplemental first-round pick to Atlanta on July 30, 2015.
- Acquired by the Cincinnati Reds along with INF Brandon Dixon and OF Scott Schebler, as part of a three-team deal in which the White Sox received from the Reds INF Todd Frazier and the Dodgers received from the White Sox OF Trayce Thompson, INF Micah Johnson and RHP Frankie Montas on December 16, 2015.
- Signed by the Boston Red Sox as a free agent on December 13, 2019.
- Signed by the New York Mets as a minor league free agent on November 4, 2020.

CAREER STATISTICS

YEAR	TEAM	AVG	G	AB	R	H	2B	3B	HR	RBI	SH	SF	HBP	BB	SO	SB	CS	SLG	OBP	E
2011	DSL Braves (R)	.281	66	235	29	66	5	3	1	22	6	3	10	15	27	28	7	.340	.346	16
2012	GCL Braves (R)	.318	21	85	17	27	3	3	0	10	3	0	0	4	6	10	3	.424	.348	7
	Danville (R)	.281	32	121	21	34	4	0	1	18	2	0	4	9	18	15	2	.339	.351	8
2013	Rome (A)	.288	114	448	72	129	18	8	1	47	9	7	6	34	64	64	15	.371	.341	29
2014	Lynchburg (A)	.342	66	284	44	97	13	8	1	27	3	4	3	10	32	35	7	.454	.365	8
	Mississippi (AA)	.335	44	185	35	62	7	3	1	17	2	0	1	7	15	25	8	.422	.363	2
2015	Gwinnett (AAA)	.294	96	391	52	115	10	7	3	37	12	7	2	15	35	26	7	.379	.318	19
	Okla. City (AAA)	.289	22	90	11	26	3	1	1	5	2	0	0	2	10	7	0	.378	.304	3
	LOS ANGELES (NL)	.182	7	22	3	4	1	1	0	1	0	0	2	2	3	0	.318	.250	2	
2016	Louisville (AAA)	.281	71	288	40	81	15	3	2	21	10	1	2	21	43	10	7	.375	.333	12
	CINCINNATI (NL)	.324	72	241	25	78	8	2	3	25	0	3	5	7	33	21	10	.411	.352	3
2017	CINCINNATI (NL)	.259	143	487	50	126	9	4	5	37	3	1	7	20	70	23	8	.324	.297	8
2018	CINCINNATI (NL)	.288	157	632	85	182	31	4	14	58	8	5	9	29	75	23	6	.416	.326	22
2019	CINCINNATI (NL)	.239	141	376	37	90	18	2	6	33	0	2	8	17	58	7	6	.346	.285	9
	Louisville (AAA)	.600	4	15	3	9	2	0	0	1	0	0	0	0	2	2	1	.733	.600	0
2020	BOSTON (AL)	.225	34	111	13	25	8	1	1	8	0	1	3	5	18	1	1	.342	.275	5
	Minor League Totals	.302	536	2142	324	646	80	36	11	205	49	22	28	117	252	222	57	.388	.343	104
	Major League Totals	.270	554	1869	213	505	75	14	29	162	12	12	32	80	256	78	31	.372	.310	49

CAREER PITCHING

YEAR	TEAM	W-L	ERA	G	GS	CG	SHO	SV	IP	H	R	ER	HR	HB	BB	SO	WP	BK
2019	CINCINNATI (NL)	0-0	0.00	2	0	0	0	0	1.1	1	0	0	0	0	0	0	0	0
2020	BOSTON (AL)	0-0	27.00	1	0	0	0	0	0.1	2	1	1	0	0	0	0	0	0
	Major League Totals	0-0	5.40	3	0	0	0	0	1.2	3	1	1	0	0	0	0	0	0

CAREER FIELDING

POS	G	PO	A	E	PCT	TC	DP
P	3	0	1	0	1.000	1	0
2B	200	265	413	15	.978	693	111
3B	6	4	5	2	.818	11	2
SS	284	273	653	31	.968	957	124
OF	65	74	0	1	.987	75	0



DAVID PETERSON

23 LHP

@David_Peterson
 @david_peterson_3

HT **6-6** WT **237** BT **L** TH **L**

OPENING DAY AGE: **25**
BIRTHDATE: **SEPTEMBER 3, 1995**
BIRTHPLACE: **ARCADIA, CA**
RESIDES: **DENVER, CO**
MLB SERVICE TIME: **1 YEAR, 0 DAYS**
SIGNED BY: **JIM REEVES**
HOW OBTAINED: **METS FIRST-ROUND PICK (20TH OVERALL) IN THE 2017 FIRST-YEAR PLAYER DRAFT**
CONTRACT STATUS: **SIGNED THROUGH 2021**

MEET THE MET

- Does everything left-handed, except for golf...His father, who is right-handed, taught him how to play.
- Played Florida Travel Baseball and roomed with teammate Sean Reid-Foley as a teenager.

2020 SEASON

- Led NL rookies and Mets pitchers with six wins...Ranked third among NL rookies with 49.2 innings pitched...Was eighth in that group with 40 strikeouts...Tied for the major league rookie lead in wins...Was eighth in the majors in innings pitched...Among rookies with 45.0 or more innings, Peterson was third in NL and fifth in the majors with a 1.21 WHIP, third in the majors in ERA (3.44) and fourth in the majors in BAA (.202).
- Is one of six rookies who finished a season as the Mets' team leader in wins - Tom Seaver (16 in 1967), Jerry Koosman (19 in 1968), Mark Bombback (10 in 1980), Dwight Gooden (17 in 1984) and Dillon Gee (13 in 2011)...Courtesy of Elias.
- Was on the IL from August 14 until August 28 with left shoulder fatigue...Began the season at the team's Alternate Training Site and had his contract selected on July 28.
- In his final three starts to end the season, he surrendered just four runs in 18.0 innings with seven walks and 16 strikeouts, good for a 2.00 ERA.
- Earned the win in relief on September 2 against the Orioles ...It marked the first win by a Mets reliever in a game in which he pitched at least four innings and was not charged with any runs since August 5, 2009, when Nelson Figueroa (4.1IP) was the winner in a 9-0 Mets victory over the Cardinals at Citi Field... Courtesy of Elias.
- Went 4-0 with a 2.93 ERA (nine earned runs/27.2 innings) with 13 walks and 23 strikeouts in five starts at night...This compared to a 2-2 record with a 4.09 ERA (10 earned runs/22.0 innings) with 11 walks and 17 strikeouts in five games (four starts) during the day.
- Recorded his first career double-digit strikeout game on September 19 vs. Atlanta...Only three other Mets rookie LHP have produced 10 strikeouts in a single game: Hisanori Takahashi was the last to do it (July 31, 2010)...Pete Schourek did it in 1991...Jerry Koosman had four double-digit K games in 1968.
- Ranked seventh in the NL with a .202 (36-178) opposing batting average (min. 200 batters faced)...That included a .161 (5-31) mark vs. left-handed batters.
- Held opponents to a .171 (7-41) batting average with runners in scoring position, that was tied for the eighth-lowest mark in the majors among all pitchers at least 40 batters faced with RISP.

CAREER BESTS

WIN STREAK
3 games
8/8/20-9/2/20

LOSS STREAK
1 game
2x, last, 9/13/20

STRIKEOUTS, GAME
10 strikeouts
9/19/20 vs. Atlanta

LONGEST OUTING
7.0 innings
9/24/20 at Washington

MOST WALKS, GAME
4 walks
2x, last, 9/19/20 vs. Atlanta

SCORELESS STREAK
8.0 innings
9/13/20-9/19/20

LAST COMPLETE GAME
None

LAST COMPLETE GAME SHUTOUT
None

2019 SEASON

- Reached career-high marks in starts (24) and strikeouts (122) while spending the entire season at Binghamton (AA).
- Spent time on the Minor League 7-Day Injured List with a lower back strain from July 18 (retroactive to July 17)-August 3.
- Recorded a season-high 10 strikeouts in his last start of the year, August 30 vs. Hartford.

2018 SEASON

- Was the Sterling Award recipient for Columbia (A)...Posted a 1.82 (12 earned runs/59.1 innings) in nine starts for the Fireflies before being promoted to St. Lucie (A)...Tossed a career-high 8.0 innings in his last start before his promotion.
- Did not allow an earned run over his final four starts of the season (23.0 innings).
- Overall, had a 3.16 ERA (45 earned runs/128.0 innings) in 22 starts between Columbia (A) and St. Lucie (A).
- Was named a mid-season South Atlantic League All-Star.
- Made 13 starts for the St. Lucie Mets (A) of the Florida State League...Went 6-6 with a 4.33 ERA (33 earned runs/68.2 innings) in those games.
- Was the Florida State League Pitcher of the Week for the week ending September 3...Made one start that week, firing 5.0 shutout frames with nine strikeouts, no walks and just two hits allowed.

2017 SEASON

- In his first professional season, made three starts for Brooklyn (A) of the New York-Penn League... Allowed one run, earned, in 3.2 innings with six punchouts and one walk.
- After allowing an earned run on two hits in his first professional inning, pitched 2.2 scoreless frames over his next two starts with five strikeouts and one walk.

BACKGROUND

- David John Peterson graduated from Regis Jesuit (CO) High School, where he earned First-Team All-Continental League honors as a senior.
- Was originally selected in the 28th round of the 2014 First-Year Player Draft by the Boston Red Sox but did not sign.
- Attended the University of Oregon...Struck out a school-record 140 batters in 100.1 innings as a junior for the Ducks...Was named to the All-Pac 12 team, a first-team All American by Collegiate Baseball and a semi-finalist for the Golden Spikes Award...His 273 career strikeouts at Oregon are second-most in the school's history while his 19 career victories are sixth-most.

CAREER TRANSACTIONS

- Selected by the New York Mets in the first round (20th overall) of the 2017 First-Year Player Draft.
- On the 10-Day Injured List, August 14-28, 2020, with left shoulder fatigue.

CAREER STATISTICS

YEAR	TEAM	W-L	ERA	G	GS	CG	SHO	SV	IP	H	R	ER	HR	HB	BB	SO	WP	BK
2017	Brooklyn (A)	0-0	2.45	3	3	0	0	0	3.2	4	1	1	0	0	1	6	3	0
2018	Columbia (A)	1-4	1.82	9	9	0	0	0	59.1	46	16	12	1	4	11	57	0	1
	St. Lucie (A)	6-6	4.33	13	13	0	0	0	68.2	74	39	33	1	4	19	58	1	0
2019	Binghamton (AA)	3-6	4.19	24	24	0	0	0	116.0	119	63	54	9	6	37	122	3	2
2020	METS	6-2	3.44	10	9	0	0	0	49.2	36	20	19	5	3	24	40	1	0
Minor League Totals		10-16	3.63	49	49	0	0	0	247.2	243	119	100	11	14	68	243	7	3

METS ON HOLIDAYS

Easter.....	15-22
Mother's Day.....	29-31
Memorial Day.....	27-32
Father's Day.....	30-35
Independence Day.....	31-36
Labor Day.....	28-36-1



KEVIN PILLAR

11 OF

@KPILLAR4
@kpillar11

HT	5-11	WT	200	BT	R	TH	R
----	------	----	-----	----	---	----	---

OPENING DAY AGE: 32
BIRTHDATE: JANUARY 4, 1989
BIRTHPLACE: WEST HILLS, CA
RESIDES: SCOTTSDALE, AZ
MLB SERVICE TIME: 6 YEARS, 113 DAYS
SIGNED BY: KEVIN FOX (TORONTO)
HOW OBTAINED: SIGNED AS A FREE AGENT ON FEBRUARY 16, 2021
CONTRACT STATUS: SIGNED THROUGH 2021 WITH A PLAYER/CLUB OPTION FOR 2022

WILSON DEFENSIVE PLAYER OF THE YEAR: 2015

MEET THE MET

- Earned the nickname "Superman" for his diving catches in the outfield...Is a three-time Gold Glove Award finalist in center field (2015-2017).
- Has a foundation that helps Jewish students in Israel to pay their college tuition...Pillar is Jewish himself, but has never been to Israel...He plans to travel there in the future.

2020 SEASON

- In the pandemic-shortened season, was on pace to set career-best marks in batting average (.288), on-base percentage (.336) and slugging percentage (.462).
- Appeared in 30 games for Boston before being dealt to Colorado, where he played 24 games to finish the season, at the trade deadline.
- Tied a career-high with an 11-game hitting streak from September 13-24...Batted .419 (18-43) during the streak.
- His first homer with the Rockies was his second career grand slam, a go-ahead blast in the eighth inning on September 4 at Dodger Stadium.
- Batted .342 (26-76) with a .969 OPS vs. left-handers.

2019 SEASON

- Set career-highs in games (161), runs scored (83), triples (three), home runs (21), RBI (88) and extra-base hits (61).
- Received a 10th-place vote for NL MVP.
- Was one of just nine major league players to play in at least 161 games...Tied for the major league lead with 156 games in the outfield.
- Earned the "Willie Mac" Award, an annual honor bestowed upon the most inspirational Giants player, as voted upon by Giants players, coaches, training staff, clubhouse staff, and the fans.
- Against lefties, hit .278 and slugged .519 (45-162, nine homers)... From June 30 through the end of the season, batted .349 (29-83) with a .994 OPS vs. LHP, including five homers and just six strikeouts.
- Despite beginning the season with Toronto, led the Giants in hits (157), doubles (37), RBI (87), runs scored (82), and SB (14)...Tied for the team lead in games (156), triples (three), and HR (21)...His 87 RBI with SF marked the most by any player for a team with which he did not begin the season during the divisional era, according to STATS.

CAREER BESTS

- HITS, GAME**
5 hits
8/17/19, San Francisco at Arizona
- HOME RUNS, GAME**
2 home runs
4x, last, 8/16/19, San Francisco at Arizona
- MULTI-HR GAMES**
4 multi-home run games
4 two-home run games
- LEADOFF HR**
1 leadoff home run
8/23/20, Boston at Baltimore (Wade LeBlanc)
- INSIDE-THE-PARK HR**
None
- WALK-OFF HOME RUNS**
2 walk-off home runs
last, 9/7/18, Toronto vs. Cleveland (Adam Cimber)
- PINCH-HIT HOME RUNS**
None
- RBI, GAME**
5 RBI
6/30/19, San Francisco vs. Arizona
- STOLEN BASES, GAME**
3 stolen bases
3/31/18, Toronto vs. New York-AL
- HITTING STREAK**
11 games
4x, last, 9/13/20-9/24/20
- GRAND SLAMS**
2 grand slams
last, 9/4/20, Colorado at Los Angeles-NL (Caleb Ferguson)

- Received MLB's Play of the Week Award presented by W.B. Mason on May 6 after scaling the center field wall at Cincinnati to rob Nick Senzel of extra bases on May 4.

2018 SEASON

- Hit a career-high 40 doubles, 11th-most in the AL.
- Stole second base, third base and home, all in the same trip around the bases on March 31 vs. New York-AL...He was the first Blue Jays player ever to do that...Was just the fourth occurrence in the majors since 1999...Was also his first career three-steal game.
- Had 10 consecutive hits go for extra bases from April 24-May 1 (six doubles, a triple, three homers).
- Belted a pair of homers on April 28 vs. Texas...Was his third career multi-homer game and snapped a 24-game homerless drought...Homered again the next day, totaling three homers in two games for the first time in his career.
- Collected his first career extra-inning homer on August 7 vs. Boston...Later in the year hit another extra-innings blast, a walk-off solo shot in the 11th inning vs. Cleveland on September 7.

2017 SEASON

- Set a career-high mark with 33 walks...Led AL center fielders with 37 doubles.
- Batted .336 (48-143) vs. lefties and ranked second in the majors with 20 doubles against southpaws.
- Ranked second among all center fielders with a .997 fielding percentage and 15 defensive runs saved...Tied for second in the AL with eight outfield assists as a center fielder.
- Tied a career-high with an 11-game hitting streak from April 12-23.
- Hit his first career walk-off home run on May 14 vs. Seattle.
- Suspended two games by the Blue Jays for an on-field incident at Atlanta on May 17...Hit .305 up to that point (10th in AL) with 51 hits (third in AL).

2016 SEASON

- Spent time on the Disabled List for the first time in his career after spraining his left thumb in August...Would later undergo offseason surgery to repair a torn thumb ligament.
- Ranked first among center fielders with 21 defensive runs saved and a UZR of 21.4.
- Recorded his second-career multi-homer game on June 16 at Philadelphia.

POSTSEASON

- Went 3-32 (.094) in the playoffs, including 1-16 (.063) in the ALCS...Hit his second career postseason home run in Game 2 of the ALDS vs. Texas off Yu Darvish.

2015 SEASON

- Finished second among AL outfielders with 21 defensive runs saved...Earned Wilson Defensive Player of the Year for his efforts in center field... Was the only AL player among the nine winners.
- Logged his first career multi-homer effort on June 2, hitting a pair of home runs off Max Scherzer at Washington in Game 2 of a doubleheader.
- Set a career-high with 25 stolen bases...Had 12 consecutive steals without getting caught from July 21-September 26.
- Ended the year on a 10-game hitting streak and won AL Player of the Week honors in the penultimate week of the season (period ending September 27).

POSTSEASON

- Started all 11 of the Blue Jays' playoff games in center field...Hit .333 (7-21) with two doubles and his first career postseason homer in the ALDS vs. Texas in Game 4 off Derek Holland...Went 5-21 (.238) in the ALCS vs. Kansas City.

2014 SEASON

- Split his season between Toronto (53 games) and Buffalo (AAA) (100 games)...Named an International League post-season All-Star.
- Twice was named the International League Player of the Week for the periods ending May 4 and August 4.
- Recorded his first walk-off RBI with a single on June 9 vs. Minnesota.

2013 SEASON

- Made his major league debut on August 14 vs. Boston in a 4-3 extra-innings win.
- Collected his first home run in the majors on August 24, 2013 at Houston off Brad Peacock.

2012 SEASON

- Was a Midwest League mid-season All-Star with Lansing (A).

2011 SEASON

- Made his pro debut with Bluefield (R)...Was named to the Appalachian League post-season All-Star team.

BACKGROUND

- Kevin Andrew Pillar graduated from Chaminade Prep (CA) School.
- Attended California State University, Dominguez Hills, where he was an All-American center fielder...He established the school's all-time record with a .367 career average.
- Set the NCAA Division II record with a 54-game hitting streak in 2010.
- He and his wife, Amanda, have a daughter, Kobie, who was named after the late Kobe Bryant, whom Pillar idolized.
- Participated in the 2016 and 2019 Blue Jays Winter Tours, a multi-day event to provide opportunities for fans to connect with the Blue Jays at community initiatives and public appearances.

CAREER TRANSACTIONS

- Selected by the Toronto Blue Jays in the 32nd round of the 2011 First-Year Player Draft.
- On the 15-Day Disabled List, August 7-23, 2016, with a sprained left thumb.
- On the 10-Day Disabled List, July 15-August 2, 2018, with a right sternoclavicular joint strain.
- Acquired by the San Francisco Giants from Toronto in exchange for RHP Derek Law, INF Alex Hanson and RHP Juan De Paula on April 2, 2019.
- Signed by the Boston Red Sox as a free agent on February 14, 2020.
- Acquired by the Colorado Rockies from Boston in exchange for a player-to-be-named-later on August 31, 2020...Colorado sent RHP Jacob Wallace to Boston on September 18, 2020 to complete the trade.
- Signed by the New York Mets as a free agent on February 16, 2021 to a one-year contract with a player/club option for 2022.

CAREER STATISTICS

YEAR	TEAM	AVG	G	AB	R	H	2B	3B	HR	RBI	SH	SF	HBP	BB	SO	SB	CS	SLG	OBP	E
2011	Bluefield (R)	.347	60	236	44	82	17	3	7	37	4	3	3	10	36	8	4	.534	.377	3
2012	Lansing (A)	.322	86	335	49	108	20	4	5	57	1	1	3	35	53	35	6	.451	.390	4
	Dunedin (A)	.323	42	164	16	53	8	2	1	34	1	6	2	5	17	16	3	.415	.339	0
2013	New Hampshire (AA)	.313	71	304	44	95	20	2	5	30	0	0	4	19	31	15	8	.441	.361	4
	Buffalo (AAA)	.299	52	201	30	60	19	4	4	27	1	2	2	12	39	8	5	.493	.341	1
	TORONTO (AL)	.206	36	102	11	21	4	0	3	13	2	0	2	4	29	0	1	.333	.250	0
2014	Buffalo (AAA)	.323	100	405	57	131	39	3	10	59	0	4	4	21	48	27	6	.509	.359	2
	TORONTO (AL)	.267	53	116	19	31	9	0	2	7	0	1	1	4	28	1	2	.397	.295	0
2015	TORONTO (AL)	.278	159	586	76	163	31	2	12	56	4	5	5	28	85	25	4	.399	.314	2
2016	TORONTO (AL)	.266	146	548	59	146	35	2	7	53	3	3	6	24	90	14	6	.376	.303	6
	Dunedin (A)#	.857	2	7	3	6	1	0	0	2	0	0	2	0	0	0	0	1.000	.889	0
2017	TORONTO (AL)	.256	154	587	72	150	37	1	16	42	3	3	6	33	95	15	6	.404	.300	1
2018	TORONTO (AL)	.252	142	512	65	129	40	2	15	59	0	6	6	18	98	14	3	.426	.282	6
2019	TORONTO (AL)	.063	5	16	1	1	0	0	0	1	0	1	0	0	3	0	0	.063	.059	0
	SAN FRANCISCO (NL)	.264	156	595	82	157	37	3	21	87	0	6	9	18	86	14	5	.442	.293	5
2020	BOSTON (AL)	.274	30	117	20	32	7	2	4	13	0	0	1	8	23	1	1	.470	.325	0
	COLORADO (NL)	.308	24	91	14	28	5	1	2	13	0	0	1	5	18	4	1	.451	.351	1
Minor League Totals		.324	413	1652	243	535	124	18	32	246	7	16	20	102	224	109	32	.479	.367	14
Major League Totals		.262	905	3270	419	858	205	13	82	344	12	25	37	142	555	88	29	.408	.299	21

- rehabilitation assignment

CAREER PLAYOFF STATISTICS

YEAR	RND	TEAM/OPP	AVG	G	AB	R	H	2B	3B	HR	RBI	SH	SF	HBP	BB	SO	SB	CS	SLG	OBP	E
2015	ALDS	TOR vs. TEX	.333	5	21	3	7	2	0	1	4	0	0	0	0	5	0	1	.571	.333	0
	ALCS	TOR vs. KC	.238	6	21	3	5	3	0	0	2	0	0	0	3	3	2	0	.381	.333	0
2016	ALWC	TOR vs. BAL	.250	1	4	0	1	1	0	0	0	0	0	0	1	0	0	0	.500	.250	0
	ALDS	TOR vs. TEX	.083	3	12	1	1	0	0	1	1	0	0	0	1	1	0	0	.333	.154	0
	ALCS	TOR vs. CLE	.063	5	16	0	1	0	0	0	1	0	1	0	1	4	1	0	.063	.111	0
Postseason Totals			.203	20	74	7	15	6	0	2	8	0	1	0	5	14	3	1	.365	.250	0
LDS Totals			.242	8	33	4	8	2	0	2	5	0	0	0	1	6	0	1	.485	.265	0
LCS Totals			.162	11	37	3	6	3	0	0	3	0	1	0	4	7	3	0	.243	.238	0

CAREER FIELDING

POS	G	PO	A	E	PCT	TC	DP
OF	886	2025	45	21	.990	2091	7



SEAN
REID-FOLEY
61 RHP

HT	6-2	WT	233	BT	R	TH	R
----	-----	----	-----	----	---	----	---

OPENING DAY AGE: 25
BIRTHDATE: AUGUST 30, 1995
BIRTHPLACE: AGANA HEIGHTS, GUAM
RESIDES: JACKSONVILLE BEACH, FL
MLB SERVICE TIME: 0 YEARS, 122 DAYS
SIGNED BY: MATT BISHOFF (TORONTO)
HOW OBTAINED: ACQUIRED FROM TORONTO WITH RHPs YENNSY DIAZ AND JOSH WINCKOWSKI IN EXCHANGE FOR LHP STEVEN MATZ ON JANUARY 27, 2021
CONTRACT STATUS: ARBITRATION ELIGIBLE AFTER 2023. FREE AGENT AFTER 2026

MEET THE MET

- Is one of just two players and the only pitcher in major league history who was born in Guam...The other, infielder John Hattig, appeared in 13 games with the Blue Jays in 2006...His father, Dave, served in the Coast Guard for 30 years and was stationed in Guam when Sean was born.
- Played on a Florida Travel Baseball team with former Blue Jays teammates Bo Bichette and Forrest Wall in 2013...Played travel ball in Florida with current teammate David Peterson as well.
- His brother David Reid-Foley pitched in the Dodgers' minor league system from 2014-2016.

2020 SEASON

- Made four separate stints with the Blue Jays, splitting the rest of his campaign between the club's alternate training site and the taxi squad.
- Allowed three hits and one earned run across five relief appearances (6.2 innings) for a 1.35 ERA and a .125 opponents' batting average...Did not allow a home run after holding a 1.62 HR/9 in 2018 and a 1.42 HR/9 in 2019.
- Recalled on August 26 and made his season debut with a 1-2-3 ninth inning vs. Boston...Was his first MLB appearance since August 20, 2019 at Los Angeles-NL.

2019 SEASON

- Was with Toronto in three stints: April 1-4, June 23-July 3 and July 30-August 21...Appeared in nine games overall for the Jays, making six starts.
- Threw 3.1 perfect innings in relief on July 2 vs. Boston...Tossed 5.0 scoreless frames July 30 at Kansas City.

2018 SEASON

- Had his contract selected by Toronto on August 13 and made his major league debut that night in a start... Became the second player in born in Guam to play in an MLB game all-time...Along with Danny Jansen, formed the first starting battery mates in Jays history to debut at the same time...Marked the first such occasion in the AL since April 14, 1967, when Billy Rohr pitched and Russ Gibson caught for the Red Sox at Yankee Stadium (courtesy STATS).
- Earned his first major league win on September 2 at Miami after recording a season-high 10 strikeouts over 7.0 innings.
- Struck out 42 batters while up with Toronto, the most all-time by a Blue Jays pitcher in his first seven MLB games.

CAREER BESTS

WIN STREAK
1 game
5x, last, 9/7/20-present
LOSS STREAK
2 games
3x, last, 8/14/19-8/20/19
STRIKEOUTS, GAME
10 strikeouts
2x, last, 9/15/18, Toronto at New York-AL
LONGEST OUTING, STARTER
7.0 innings
9/2/18, Toronto at Miami
LONGEST OUTING, RELIEVER
3.1 innings
7/2/19, Toronto vs. Boston
MOST WALKS, GAME
5 walks
9/8/18, Toronto vs. Cleveland
SCORELESS STREAK
8.1 innings
7/2/19-7/30/19

REID-FOLEY, SEAN

- Posted a 5-0 record with a 2.03 ERA for New Hampshire (AA) before a promotion to Buffalo (AAA) on May 24...Went 7-5 for the Bisons while putting up a 3.90 ERA over 15 starts...Threw his first career complete game on June 10 at Columbus (7.0 IP, 3 H, ER, 0 BB, 9 K).
- Earned International League Pitcher of the Week on July 23 after picking up two wins in two starts, allowing just one run on three hits while striking out 12 batters with three walks over 12.0 innings.

2017 SEASON

- Tied a career-high with 12 punchouts on July 21 at Trenton.
- Reached 10 wins for the second-straight season.

2016 SEASON

- Was named a Minor League Second-Team All-Star by *Baseball America* following the season.
- Recorded three double-digit strikeout games.

2015 SEASON

- Split his season between Lansing (A) and Dunedin (A)...Finished the season on the Disabled List.

2014 SEASON

- Began his pro career with the GCL Blue Jays (R).

BACKGROUND

- Sean Ian Reid-Foley graduated from Sandalwood (FL) High School.
- Went 7-3 with a 0.64 ERA, 120 strikeouts and 15 walks in 65.2 innings during his senior year.

CAREER TRANSACTIONS

- Selected by Toronto in the second round of the 2014 First-Year Player Draft.
- Acquired by the New York Mets along with RHPs Yenny Díaz and Josh Winckowski from Toronto in exchange for LHP Steven Matz on January 27, 2021.

CAREER STATISTICS

YEAR	TEAM	W-L	ERA	G	GS	CG	SHO	SV	IP	H	R	ER	HR	HB	BB	SO	WP	BK
2014	GCL Blue Jays (R)	1-2	4.76	9	6	0	0	0	22.2	21	12	12	0	1	10	25	7	0
2015	Lansing (A)	3-5	3.69	17	17	0	0	0	63.1	57	33	26	3	5	43	90	7	0
	Dunedin (A)	1-5	5.23	8	8	0	0	0	32.2	25	20	19	1	2	24	35	4	0
2016	Lansing (A)	4-3	2.95	11	11	0	0	0	58.0	43	22	19	2	1	22	59	3	0
	Dunedin (A)	6-2	2.67	10	10	0	0	0	57.1	35	17	17	2	1	16	71	2	0
2017	New Hampshire (AA)	10-11	5.09	27	27	0	0	0	132.2	145	82	75	22	6	53	122	3	1
2018	New Hampshire (AA)	5-0	2.03	8	8	0	0	0	44.1	27	10	10	3	3	20	52	1	0
	Buffalo (AAA)	7-5	3.90	16	16	1	0	0	85.1	76	39	37	5	6	30	98	1	0
	TORONTO (AL)	2-4	5.13	7	7	0	0	0	33.1	31	23	19	6	1	21	42	3	0
2019	Buffalo (AAA)	3-5	6.47	20	19	0	0	0	89.0	78	71	64	13	9	65	105	6	0
	TORONTO (AL)	2-4	4.26	9	6	0	0	0	31.2	33	20	15	5	2	21	28	3	0
2020	TORONTO (AL)	1-0	1.35	5	0	0	0	0	6.2	3	3	1	0	0	6	6	0	0
Minor League Totals		40-38	4.29	126	122	1	0	0	585.1	507	306	279	51	34	283	657	34	1
Major League Totals		5-8	4.40	21	13	0	0	0	71.2	67	46	35	11	3	48	76	6	0

CAREER FIELDING

POS	G	PO	A	E	PCT	TC	DP
P	21	0	8	0	1.000	8	0



NON-ROSTER INVITEE

MARCEL

RENTERÍA

97 RHP

@AliMarcel2

@marcel_al

HT	5-9	WT	164	BT	R	TH	R
----	-----	----	-----	----	---	----	---

OPENING DAY AGE: 26
 BIRTHDATE: SEPTEMBER 27, 1994
 BIRTHPLACE: NOGALES, AZ
 RESIDES: RIO RICO, AZ
 MLB SERVICE TIME: 0 YEARS, 0 DAYS
 SIGNED BY: KEVIN ROBERSON
 HOW OBTAINED: METS SIXTH-ROUND PICK IN THE 2017 FIRST-YEAR PLAYER DRAFT
 CONTRACT STATUS: SIGNED THROUGH 2021

2020 SEASON

- Did not pitch due to the cancellation of the minor league season.

2019 SEASON

- Returned to a full-time bullpen role and recorded six saves in 10 chances pitching mostly for St. Lucie (A)...Was promoted to Binghamton (AA) at the end of the season, where he pitched a scoreless inning to record a save in his lone Double-A appearance.

2018 SEASON

- Fanned nearly one batter per inning pitched (72 K/76.2 IP) in 15 starts for Columbia (A).

2017 SEASON

- Appeared in nine games, all in relief, in his first professional season at Brooklyn (A).

BACKGROUND

- Marcel Ali Renteria graduated Nogales (AZ) High School before attending New Mexico State.
- Is related to former Montreal Expos Gil Heredia and Dave Oropeza Sr.

CAREER TRANSACTIONS

- Selected by the New York Mets in the sixth round of the 2017 First-Year Player Draft.

RENTERÍA, MARCEL

CAREER STATISTICS

YEAR	TEAM	W-L	ERA	G	GS	CG	SHO	SV	IP	H	R	ER	HR	HB	BB	SO	WP	BK
2017	Brooklyn (A)	1-2	9.53	9	0	0	0	1	11.1	15	12	12	0	1	7	17	4	1
2018	Columbia (A)	5-3	4.23	15	15	0	0	0	76.2	77	43	36	6	7	23	72	1	1
2019	Binghamton (AA)	0-0	0.00	1	0	0	0	1	1.0	1	0	0	0	0	2	0	0	0
	St. Lucie (A)	1-4	4.62	37	0	0	0	5	62.1	62	38	32	6	6	26	63	13	0
Minor League Totals		7-9	4.76	62	15	0	0	7	151.1	155	93	80	12	14	56	154	18	2

LAST EIGHT HOME RUNS BY A METS PITCHER

Mets Pitcher	Date	Opponent	Opponent Pitcher
Jacob deGrom	August 23, 2019	vs. Atlanta	Mike Foltynewicz
Steven Matz	June 14, 2019	vs. St. Louis	Tyler Webb
Noah Syndergaard	May 2, 2019	vs. Cincinnati	Tyler Mahle
Zack Wheeler	April 23, 2019	vs. Philadelphia	Zach Eflin
Noah Syndergaard	April 21, 2019	at St. Louis	Dakota Hudson
Jacob deGrom	April 3, 2019	at Miami	Trevor Richards
Steven Matz	September 18, 2018	at Philadelphia	Aaron Nola
Steven Matz	September 13, 2018 (1)	vs. Miami	Sandy Alcantara



NON-ROSTER INVITEE

JARED
ROBINSON

82 RHP

@itsthephenom626

HT	5-9	WT	200	BT	R	TH	R
----	-----	----	-----	----	---	----	---

OPENING DAY AGE: 26
BIRTHDATE: NOVEMBER 20, 1994
BIRTHPLACE: WEST COVINA, CA
RESIDES: WEST COVINA, CA
MLB SERVICE TIME: 0 YEARS, 0 DAYS
SIGNED BY: RYAN THOMPSON (CLEVELAND)
HOW OBTAINED: SIGNED AS A MINOR LEAGUE FREE AGENT ON NOVEMBER 20, 2020
CONTRACT STATUS: SIGNED THROUGH 2021

2020 SEASON

- Did not pitch due to the cancellation of the minor league season.

2019 SEASON

- Began the season with Lynchburg (A) before rising to the Triple-A level for the first time.
- Threw 4.0 hitless innings in his Triple-A debut on June 1 at Durham...All told, made 10 appearances for Columbus (AAA).

2018 SEASON

- Spent bulk of season at Lynchburg (A) with exception of one June relief appearance in Akron (AA)...After the season participated in the Arizona Fall League.
- Pitched exclusively out of the bullpen for the first time since his first pro season in 2014.

2017 SEASON

- Spent the entire season with Lynchburg (A).

2015 SEASON

- Recorded a team-high 74.2 innings of work and a 3.25 ERA, the fifth-lowest in the Cleveland farm system.

2014 SEASON

- Made his pro debut with the AZL Indians (R).

BACKGROUND

- Jared Dejon Robinson graduated from Bishop Amat (CA) High School before attending Cerritos College in Norwalk, CA.
- In high school, was named his team's Most Valuable Player and Pitcher of the Year as a junior...Also played soccer and ran track and field...Also spent two years on the football team.
- Was a two-way player in college...In 2013, was named second team All-South Coast Conference as a utility player (3.91 ERA, 15 games, .253, 11 XBH, 15 RBI)...In 2014 he was named South Coast Conference Player of the Year and was the highest Cerritos draft pick since 1995...Went 10-4 on the mound with a 2.23 ERA and three saves and hit .299 with 22 RBI at the dish.
- Hobbies include cooking, favorite athlete is Jackie Robinson and favorite movie is "42".

CAREER TRANSACTIONS

- Selected by the Cleveland Indians in the 11th round of the 2014 First-Year Player Draft.
- Signed by the New York Mets as a minor league free agent on November 20, 2020.

CAREER STATISTICS

YEAR	TEAM	W-L	ERA	G	GS	CG	SHO	SV	IP	H	R	ER	HR	HB	BB	SO	WP	BK
2014	AZL Indians (R)	0-2	1.23	9	0	0	0	0	22	14	7	3	0	0	7	19	3	0
2015	Mahoning Valley (A)	2-4	3.25	14	14	0	0	0	74.2	76	32	27	4	2	23	42	6	0
2016	Lake County (A)	2-2	5.63	18	2	0	0	2	62.1	80	40	39	7	2	21	50	8	0
	Lynchburg (A)	3-5	6.15	9	3	0	0	0	41	50	29	28	5	0	13	21	4	0
2017	Lynchburg (A)	3-4	3.86	35	4	0	0	3	60.2	60	29	26	4	3	26	39	7	0
2018	Akron (AA)	1-0	4.50	1	0	0	0	0	2	3	1	1	0	0	0	1	0	0
	Lynchburg (A)	5-3	2.65	29	0	0	0	0	51	40	17	15	3	1	21	56	7	1
2019	Lynchburg (A)	0-3	3.09	14	0	0	0	5	23.1	23	13	8	2	0	7	35	4	0
	Columbus (AAA)	2-1	6.50	10	0	0	0	0	18	17	13	13	4	3	14	23	2	0
	Akron (AA)	1-3	1.57	16	0	0	0	3	28.2	16	6	5	1	1	14	39	1	0
Minor League Totals		19-27	3.87	155	23	0	0	13	383.2	379	187	165	30	12	146	325	42	1



NON-ROSTER INVITEE

DAVID
RODRÍGUEZ

74 C

HT 5-11 WT 227 BT R TH R

OPENING DAY AGE: 25
 BIRTHDATE: FEBRUARY 25, 1996
 BIRTHPLACE: BARCELONA, VZ
 RESIDES: BARCELONA, VZ
 MLB SERVICE TIME: 0 YEARS, 0 DAYS
 SIGNED BY: MARLON ROCHE & RONNIE BLANCO (TAMPA BAY)
 HOW OBTAINED: SIGNED AS A MINOR LEAGUE FREE AGENT ON NOVEMBER 4, 2020
 CONTRACT STATUS: SIGNED THROUGH 2021

2020 SEASON

- Spent the entire season at the Mets' Alternate Training Site as part of the club's 60-player pool.
- Batted .396/.484/.585 in 30 games (42-106) for Bravos de Margarita in the Venezuelan Winter League...Ranked third in the league in average and OBP and fifth in slugging...Was tied for eighth with 19 RBI and tied for eighth with four homers.

2019 SEASON

- Spent the entire season with Montgomery (AA)... Hit a career-high three triples.

2018 SEASON

- Split the season between Charlotte (A) and Montgomery (AA), earning a May 22 promotion.
- Named to the Florida State League Mid-Season All-Star Team.

2017 SEASON

- Threw out 60 percent (33 of 55) of attempted base stealers, the highest eraser rate among Florida State League catchers (min. 10 attempts).

2016 SEASON

- Made his full-season debut with Bowling Green (A)...Threw out 55.9 percent (33 of 59) of attempted base stealers.

2015 SEASON

- Hit .324/.402/.481 (35-108) over his final 28 games with Princeton (R) to increase his season average from .157 to .258.

2014 SEASON

- Made his stateside debut with the GCL Rays (R)... Hit .340 (18-53) in 15 games in August.

2013 SEASON

- Led the Venezuelan Summer League with 12 HR, ranked third with a .409 OBP and fourth with a .329 average, 78 hits and a .540 SLG.

BACKGROUND

- David Alexander Rodríguez Rincones signed with Tampa Bay as a 16-year-old free agent in 2012.
- Trained with three-time All-Star infielder and fellow Venezuelan Carlos Guillén as an amateur before signing with the Rays.
- Played for the Australian Baseball League champion Brisbane Bandits during the 2016-2017 offseason...Batted .442/.494/.753 (34-77) with six homers and 25 RBI in 19 games.

CAREER TRANSACTIONS

- Signed by Tampa Bay Rays as a non-drafted free agent on August 5, 2012.
- Signed by the New York Mets as a minor league free agent on January 9, 2020...Re-signed as a minor league free agent on November 4, 2020.

CAREER STATISTICS

YEAR	TEAM	AVG	G	AB	R	H	2B	3B	HR	RBI	SH	SF	HBP	BB	SO	SB	CS	SLG	OBP	E
2013	VSL Rays (R)	.329	64	237	44	78	14	0	12	29	0	0	8	24	62	5	2	.540	.409	4
2014	GCL Rays (R)	.273	38	128	15	35	10	2	0	23	0	3	6	9	31	3	0	.383	.342	4
2015	Princeton (R)	.258	45	178	20	46	7	1	4	27	0	0	3	15	39	1	1	.376	.327	10
2016	Bowling Green (A)	.240	112	416	54	100	16	1	9	62	1	4	7	44	88	4	3	.349	.321	15
2017	Charlotte (A)	.201	91	303	23	61	12	1	0	24	1	4	8	22	73	1	3	.248	.270	2
2018	Charlotte (A)	.317	28	104	18	33	8	1	2	20	0	1	4	8	23	1	0	.471	.385	3
	Montgomery (AA)	.230	69	252	23	58	13	1	4	44	0	3	0	21	59	2	1	.337	.286	3
2019	Montgomery (AA)	.225	78	262	34	59	10	3	7	36	1	2	1	29	68	4	1	.366	.303	5
Minor League Totals		.250	525	1880	231	470	90	10	38	265	3	17	37	172	443	21	11	.369	.322	46

RODRÍGUEZ, DAVID



NON-ROSTER INVITEE

HAYDEN

SENGER

98 C

@Senger15
@senger15

HT 6-1 WT 218 BT R TH R

OPENING DAY AGE: 23
 BIRTHDATE: APRIL 3, 1997
 BIRTHPLACE: HAMILTON, OH
 RESIDES: OXFORD, OH
 MLB SERVICE TIME: 0 YEARS, 0 DAYS
 SIGNED BY: CHRIS HERVEY
 HOW OBTAINED: METS 24TH ROUND PICK IN THE 2018 FIRST-YEAR PLAYER DRAFT
 CONTRACT STATUS: SIGNED THROUGH 2021

MEET THE MET

- Said of his choice of position in a 2018 *Journal-News* interview: "I enjoy blocking baseballs. I enjoy wearing baseballs off the chest, the arms, the thighs, really anywhere. It's a little bit of a weird thing to say, but I like having bruises on my body. It makes me feel like I'm doing a little extra."

2020 SEASON

- Did not play after the minor league season was cancelled due to the COVID-19 pandemic.

2019 SEASON

- Spent the entire season with Columbia (A)... Caught 33 of 87 (37.9 percent) runners attempting to steal a base in his first full professional season.

2018 SEASON

- Made his pro debut with Kingsport (R) before being promoted to Brooklyn (A) on July 14.

BACKGROUND

- Hayden Craig Senger graduated from Lakota East (OH) High School before attending Miami (OH) University.

CAREER TRANSACTIONS

- Selected by the New York Mets in the 24th round of the 2018 First-Year Player Draft.

CAREER STATISTICS

YEAR	TEAM	AVG	G	AB	R	H	2B	3B	HR	RBI	SH	SF	HBP	BB	SO	SB	CS	SLG	OBP	E
2018	Kingsport (R)	.400	10	35	12	14	4	0	1	6	0	0	2	4	8	0	0	.600	.488	0
	Brooklyn (A)	.250	22	68	9	17	3	1	0	12	0	1	5	9	23	0	1	.324	.373	5
2019	Columbia (A)	.230	90	304	27	70	21	1	4	36	1	4	19	25	64	0	0	.345	.324	8
Minor League Totals		.248	122	407	48	101	28	2	5	54	1	5	26	38	95	0	1	.364	.347	13

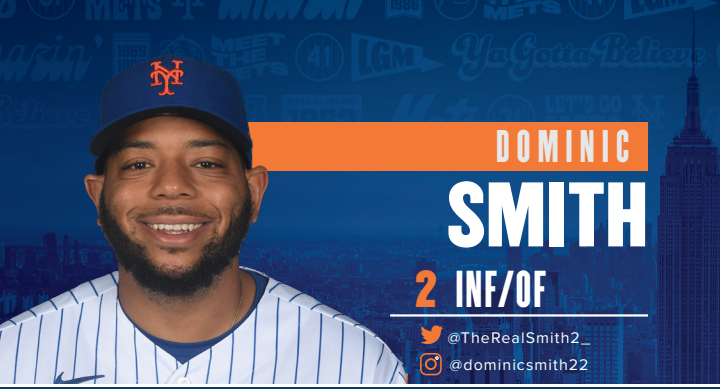
HIT FOR THE CYCLE

NEW YORK METS

Player	Opponent	Date	At-Bats
Jim Hickman	vs. St. Louis	8/7/63	1B, 2B, 3B, HR, FO
Tommie Agee	vs. St. Louis	7/6/70	FO, 1B, HR, 2B, 3B
Mike Phillips	at Chicago	6/25/76	K, 2B, 3B, HR, 1B
Keith Hernandez	at Atlanta (19)	7/4/85	2B, LO, 3B, FO, HR, FO, 1B, BB, GO, FO, GO
Kevin McReynolds	at St. Louis	8/1/89	2B, GO, HR, 1B, 3B
Alex Ochoa	at Philadelphia	7/3/96	1B, 3B, 2B, HR, 2B
John Olerud	vs. Montreal	9/11/97	2B, 1B, FO, HR, 3B
Eric Valent	at Montreal	7/29/04	1B, 2B, HR, 3B, BB
Jose Reyes	vs. Cincinnati	7/21/06	HR, 2B, 3B, K, 1B
Scott Hairston	at Colorado	4/27/12	1B, HR, 3B, 2B, K

OPPONENTS

Player	Opponent	Date	At-Bats
Wes Parker	vs. Los Angeles	5/7/70	2B, GO, HR, 1B, 3B
Ray Lankford	at St. Louis	9/15/91	2B, 1B, 3B, HR
Vladimir Guerrero	at Montreal	9/14/03	2B, 1B, 3B, HR



DOMINIC SMITH

2 INF/OF

@TheRealSmith2_ @dominicsmith22

HT	6-0	WT	239	BT	L	TH	L
----	-----	----	-----	----	---	----	---

OPENING DAY AGE: 25
 BIRTHDATE: JUNE 15, 1995
 BIRTHPLACE: LOS ANGELES, CA
 RESIDES: FORT PIERCE, FL
 MLB SERVICE TIME: 2 YEAR, 146 DAYS
 SIGNED BY: DREW TOUSSAINT
 HOW OBTAINED: METS FIRST-ROUND PICK (11TH OVERALL) IN THE 2013 FIRST-YEAR PLAYER DRAFT
 CONTRACT STATUS: ARBITRATION ELIGIBLE AFTER 2021. ELIGIBLE FREE AGENT AFTER 2024

STERLING ORGANIZATIONAL PLAYER OF THE YEAR: 2017

MEET THE MET

- Created Baseball Generations, an organization that offers guidance and player development to young and disadvantaged baseball players, with two childhood friends, Ron Miller and Tim Ravare...Other major leaguers, such as J.P. Crawford, Tim Anderson, Jack Flaherty, Lucas Giolito and Aaron Hicks have been involved with Baseball Generations as well.
- His favorite players growing up were Robinson Canó, Carlos González and Mark Teixeira...Admired Teixeira's picking skills at first base and González' swing and "cannon" in the outfield.
- Is part of The Players Alliance, a group of more than 100 Black current and former major leaguers...The Alliance aims to combat racial inequality and aid Black families and communities affected by recent events.
- Learned he had sleep apnea while at Binghamton (AA) in 2016... Began wearing a mask to help with the condition before the 2019 season and since then has ranked 12th in the majors OPS and 11th in slugging (min. 350 PA).
- Went by "The Medium Hurt," a reference to Hall of Famer Frank Thomas' nickname "The Big Hurt"...Is also known as the "Sloth Bear" in the Mets clubhouse.
- Began playing baseball as a seven-year-old to stay active in the summer after basketball season...Immediately fell in love with the game and didn't want to play any other sport.
- Loves the food in New York...Favorite restaurants include TAO and Ketch.

2020 SEASON

- Ranked among major league leaders in doubles (21, second), OPS (.993, seventh), SLG (.616, fifth), RBI (42, tied for 10th), XBH (32, tied for fourth) and average (.316, 12th).
- Started 48 games: 22 at first base, 21 in left field and five as the designated hitter...Appeared in only four of the team's first nine games, then started 45 of the Mets' next 49 games.
- Was worth 1.8 fWAR, 19th-best in the NL...His 165 wRC+ ranked fourth in the league.
- In just 50 games, set the franchise record for most doubles through the first 60 games of any season (21)...Reached 30 extra-base hits quicker than any other Met in team history.
- Despite playing just 50 games, had a career-high 56 hits, 21 doubles and 42 RBI.
- Ranked tied for ninth in the majors with 10 go-ahead RBI.

CAREER BESTS

HITS, GAME
4 hits 9/6/20 vs. Philadelphia
HOME RUNS, GAME
1 home run 35x, last, 9/23/20 vs. Tampa Bay
LEADOFF HR
None
INSIDE-THE-PARK HR
None
WALK-OFF HOME RUNS
1 walk-off home run 9/29/19 vs. Atlanta (Grant Dayton)
PINCH-HIT HOME RUNS
3 pinch-hit home runs last, 7/17/19 at Minnesota (Trevor May)
RBI, GAME
4 RBI 3x, last, 9/11/20 at Toronto
STOLEN BASES, GAME
1 stolen base 6/26/19 at Philadelphia
HITTING STREAK
11 games 9/4/20-17/20
GRAND SLAMS
1 grand slam 9/11/20 at Toronto

SMITH, DOMINIC

- Had a career-high 11-game hitting streak from September 4-17...Batted .417 over the streak with eight extra-base hits, 14 RBI and six runs scored (1.086 OPS)...Also had a 10-game hitting streak from August 12-25...Went 16-36 (.444) with 11 extra-base hits, 13 RBI, eight runs scored and a 1.496 OPS.
- Hit his first career grand slam and drove in a career-high-tying four runs on September 11 at Toronto.
- Tied a Mets record with three doubles and set a career high with four hits on September 6 vs. Philadelphia.
- Homered in four-straight games from August 12-15...It's the first time in his career he's done that and the first time by a Met since Pete Alonso (August 5-9, 2019).
- Hit a go-ahead, three-run, pinch-hit homer on July 17 at Minnesota...Finished that game 2-3 with a career-high four RBI...The last Mets player with four or more RBI off the bench was José Bautista, who drove in seven as a substitute on August 16, 2018 (Game 1) at Philadelphia.
- Set a career-high with his 10th homer of the season on July 20 at San Francisco...In that game, went 3-5, tied a career-high with four RBI and started in left field for the first time since June 11 at Yankee Stadium.

2018 SEASON

- Began the year on the Disabled List with a strained right quad.
- Started 22 games at first base, 10 games in left field and one game as the designated hitter...Started in left field on June 19 at Colorado, his first major league start in the outfield.
- Turned in a career-high three hits, including his first career triple, on June 20 at Colorado.

2017 SEASON

- Was promoted from Las Vegas (AAA) of the Pacific Coast League on August 11 and made his debut that night at Philadelphia.
- Named the Sterling Organizational Minor League Player of the Year.
- Picked up his first major league hit with a single on August 11 at Philadelphia...Connected on his first career major league homer on August 15 at Yankee Stadium (off Sonny Gray)...Is the second Met to hit his first career home run in the Subway Series.
- Delivered his first career pinch-hit homer with his three-run homer in the seventh inning on September 27 vs. Atlanta.

2016 SEASON

- Won the Sterling Award for Binghamton, emblematic of the top player on his team.
- Finished among the Eastern League leaders in average (.302, eighth), RBI (91, third), and hits (146, third).
- Participated in the SiriusXM Futures Game in San Diego.

2015 SEASON

- Named the Florida State League's Player of the Year...Led the league in RBI and doubles.
- Won the Sterling Award, emblematic of the top player on his St. Lucie team.
- Named to the Florida State League post-season All-Star team.

2019 SEASON

- Made his first career Opening Day roster...Set career-high marks in several offensive categories, including games (89), hits (50), runs scored (35), home runs (11), walks (19) and all three slashline categories (.282/.355/.525)...Made 27 starts in left field and eight at first base.
- Ended the Mets' season with a three-run, 11th-inning, walk-off home run on September 29 vs. Atlanta...Was his first plate appearance since July 26...Was the first-ever walk-off home run in a Mets season finale...Was the last of an MLB-record 6,776 home runs hit during the 2019 season.
- Batted .262 (11-42) with runners in scoring position...Conversely, ranked seventh in the NL with a .320 (32-100) mark with the bases empty (min. 100 AB).
- Finished 6-for-his-last-8 (.750) with 10 RBI with runners in scoring position...Before that stretch, had gone 5-34 (.147) with six RBI in RISP scenarios.
- Was hitting .386 (27-70) with a 1.110 OPS through his first 51 games...Finished 23-107 (.215) with a .721 OPS in his remaining 38 contests.
- Off the bench, went 14-44 (.318) with a 1.002 OPS, two doubles, three homers, 12 RBI, 12 runs scored and eight walks.
- Went 8-28 (.286) with two doubles, two homers, six RBI, eight walks and a 1.031 OPS as a pinch-hitter...Was one of eight players in the majors with at least 20 pinch-hit at-bats with an OPS over 1.000 in those situations...Ranked third in the majors with a .459 OBP as a pinch-hitter (min. 20 AB).

2013 SEASON

- Won the Sterling Award, emblematic of the top player on his Gulf Coast League team.

BACKGROUND

- Dominic David Rene Smith graduated from Junipero Serra (CA) High School where he batted .493 (33-67) with seven home runs and 38 RBI in 27 games...Helped lead Serra to the CIF Division Three title in 2013.
- From ages 12-17, played for the Compton Youth RBI program sponsored by MLB.
- Helped underprivileged families go on a holiday shopping spree in 2017.

CAREER TRANSACTIONS

- Selected by the New York Mets in the first round (11th overall) in the 2013 First-Year Player Draft.
- On the 10-Day Disabled List, March 29-April 15, 2018, with a strained right quad.
- Placed on the 10-Day Injured list on July 27, 2019 with a stress reaction in his left foot...Transferred to the 60-Day Injured List from September 7-26.

CAREER STATISTICS

YEAR	TEAM	AVG	G	AB	R	H	2B	3B	HR	RBI	SH	SF	HBP	BB	SO	SB	CS	SLG	OBP	E
2013	GCL Mets (R)	.287	48	167	23	48	9	1	3	22	0	3	4	24	37	2	4	.407	.384	6
	Kingsport (R)	.667	3	6	2	4	4	0	0	4	0	0	2	0	0	0	0	1.333	.750	0
2014	Savannah (A)	.271	126	461	52	125	26	1	1	44	1	3	2	51	77	5	4	.338	.344	7
2015	St. Lucie (A)	.305	118	456	58	139	33	0	6	79	0	4	2	35	75	2	1	.417	.354	10
2016	Binghamton (AA)	.302	130	484	64	146	29	2	14	91	0	5	3	50	74	2	1	.457	.302	12
2017	Las Vegas (AAA)	.330	114	457	77	151	34	2	16	76	0	1	3	39	87	1	1	.519	.386	8
	METS	.198	49	167	17	33	6	0	9	26	0	1	1	14	49	0	0	.395	.262	2
2018	Las Vegas (AAA)	.258	84	337	52	87	21	1	6	41	0	2	2	34	76	3	0	.380	.328	5
	METS	.224	56	143	14	32	11	1	5	11	0	0	2	4	47	0	0	.420	.255	4
2019	METS	.282	89	177	35	50	10	0	11	25	0	0	1	19	44	1	2	.525	.355	3
	Syracuse (AAA)	.222	2	9	1	2	1	0	0	1	0	0	0	3	0	0	0	.333	.222	0
2020	METS	.316	50	177	27	56	21	1	10	42	0	3	5	14	45	0	0	.616	.377	2
Minor League Totals		.295	625	2377	329	702	157	7	46	358	1	18	16	235	429	15	11	.425	.360	48
Major League Totals		.258	244	664	93	171	48	2	35	104	0	4	9	51	185	1	2	.494	.317	11

CAREER FIELDING

POS	G	PO	A	E	PCT	TC	DP
1B	135	719	63	7	.991	789	73
OF	69	75	2	4	.951	81	0

LAST TIME THE METS SCORED

RUNS

24	August 16 (Game One), 2018 at Philadelphia
23	August 17, 1987 at Chicago-NL
20	August 7, 1971 at Atlanta
19	June 12, 1990 at Chicago-NL
18	September 11, 2020 at Toronto (Buffalo)
17	September 25, 2016 vs. Philadelphia
16	August 15, 2018 at Baltimore
15	July 25, 2015 vs. Los Angeles-NL
14	September 6, 2020 vs. Philadelphia

HITS

28	July 4, 1985 at Atlanta
25	August 16 (Game One), 2018 at Philadelphia
23	August 15, 2019 at Atlanta
22	July 3, 2016 vs. Chicago-NL
21	August 21, 2015 at Colorado
20	June 23, 2017 at San Francisco
19	September 11, 2020 at Toronto (Buffalo)
18	September 5, 2014 at Cincinnati
17	September 6, 2020 vs. Philadelphia



DREW

SMITH

62 RHP

@DrewBU3
@drewsmith

HT 6-1 WT 192 BT R TH R

OPENING DAY AGE: 27
BIRTHDATE: SEPTEMBER 24, 1993
BIRTHPLACE: FORT WORTH, TX
RESIDES: CROWLEY, TX
MLB SERVICE TIME: 2 YEARS, 34 DAYS
SIGNED BY: CHRIS WIMMER (DETROIT)
HOW OBTAINED: ACQUIRED FROM THE TAMPA BAY RAYS ON JULY 27, 2017 IN EXCHANGE FOR INF LUCAS DUDA
CONTRACT STATUS: ARBITRATION ELIGIBLE AFTER 2021. ELIGIBLE FREE AGENT AFTER 2024

MEET THE MET

- During the offseason, he goes back to his alma mater, Crowley High School, to help coach the Varsity Baseball team...Also enjoys cooking and golfing in the offseason.
- His favorite player growing up was Michael Young...Was a position player until he started pitching when he was 14.
- His father owns a landscaping business, while his mother is the children's director for his church.
- When he was younger he had issues walking straight, his father made him wear his size 12 cowboy boots so he was forced to walk with his toes facing forward.

2020 SEASON

- Was part of the Mets' 60-man player pool and had four stints with the team...Made his first Opening Day roster when his contract was selected on July 23...Was optioned to the Alternate Site on August 14...Also with the Mets from August 18-27, August 30-31 and September 9-13.
- Made his first appearance since September 29, 2018 on July 25 vs. Atlanta...Hurled 0.2 scoreless innings.
- Collected his first hold on July 28 at Boston stranding one inherited runner...His last hold came on August 22, 2018...Notched his second hold on August 8 vs. MIA.
- Retired 16 of the first 19 batters he faced to begin the year.
- Held lefties to a .182 (2-11) batting average.
- Surrendered a grand slam to Gary Sanchez in the eighth inning on August 30 at NYY (G2), suffering the loss.

2019 SEASON

- Had Tommy John surgery at the Hospital for Special Surgery on March 12...Missed the entire season.

2018 SEASON

- Had his contract selected from Las Vegas (AAA) of the Pacific Coast League on June 22...Optioned to Las Vegas on July 8...Recalled for a final time on July 20.
- Made his major league debut on June 23 vs. Los Angeles-NL with 1.0 scoreless inning.
- Earned his first major league win on September 3 at Los Angeles-NL...Fired 1.0 scoreless frame.
- Was unscored upon in 21 of 27 outings...Allowed six of his 11 earned runs in back-to-back outings (September 18 and September 23).
- Posted a 1.33 ERA (three earned runs/20.1 innings) from July 31-September 17, including a career-best 8.0 consecutive scoreless innings from July 31-August 19.

CAREER BESTS

WIN STREAK

1 game

9/3/18

LOSS STREAK

2 games

9/18/18-present

STRIKEOUTS GAME

2 strikeouts

5x, last, 7/30/20 vs. Boston

LONGEST OUTING, RELIEVER

2.0 innings

3x, last, 9/9/18 vs. Philadelphia

MOST WALKS GAME

2 walks

2x, last, 8/30/20 vs. Boston

SCORELESS STREAK

8.0 innings

7/31/18-8/19/18

2017 SEASON

- Pitched for five different teams and three different organizations.
- Began the season in the Tigers organization with Lakeland (A) of the Florida State League.
- Assigned to Charlotte (A) of the Florida State League following the trade.
- Was promoted to Durham (AAA) of the International League on July 2 for one appearance...Assigned to Montgomery (AA) of the Southern League on July 18.

2015 SEASON

- Named a New York-Penn League mid-season All-Star while pitching for Connecticut (A).

BACKGROUND

- Andrew David (Drew) Smith graduated from Crowley (TX) High School where he was named the 2012 District MVP...Graduated in the top five percent of his class and received the Marine Corps Distinguished Athlete Award.
- Pitched for the Mat-su Miners of the Alaska Baseball League during the summer of 2013 and was named the league's fifth-best prospect by *Baseball America*...Other notable Alaska Baseball League alumni include Aaron Judge (2011), Paul Goldschmidt (2008) and Stephen Piscotty (2010).

- Played collegiately at Dallas Baptist University for three seasons before being selected by Detroit in 2015.
- At the time of his drafting, Smith was the fifth-highest draft pick in school history.

CAREER TRANSACTIONS

- Selected by the Detroit Tigers in the third-round of the 2015 First-Year Player Draft.
- Acquired by Tampa Bay on April 28, 2017 as the player-to-be-named-later to complete a trade that sent OF Mikie Mahtook to Detroit on January 18, 2017.
- Acquired by the Mets on July 27, 2017 in exchange for INF Lucas Duda.
- On the 10-Day Injured List, March 28 (retroactive to March 25), 2019 after undergoing Tommy John surgery...Transferred to the 60-Day Injured List on May 3...Missed the rest of the season.

CAREER STATISTICS

YEAR	TEAM	W-L	ERA	G	GS	CG	SHO	SV	IP	H	R	ER	HR	HB	BB	SO	WP	BK
2015	GCL Tigers (R)	0-0	0.00	1	0	0	0	0	1.2	1	0	0	0	1	0	3	0	0
	Connecticut (A)	2-0	0.33	11	0	0	0	2	27.2	15	1	1	0	1	4	33	2	0
	West Michigan (A)	1-0	0.00	1	0	0	0	0	1.2	1	1	0	0	0	1	2	0	0
2016	West Michigan (A)	1-2	2.96	35	0	0	0	4	48.2	34	18	16	0	4	23	62	5	0
	Lakeland (A)	1-0	0.77	7	0	0	0	0	11.2	4	2	1	0	0	4	12	1	0
2017	Charlotte (A)	0-2	2.20	20	0	0	0	7	28.2	26	11	7	1	0	5	28	0	0
	Durham (AAA)	0-0	0.00	1	0	0	0	0	1.0	1	0	0	0	0	0	0	0	0
	Montgomery (AA)	0-0	0.00	3	0	0	0	0	3.2	1	0	0	0	1	0	0	0	0
	Binghamton (AA)	3-2	1.80	11	0	0	0	0	15.0	8	4	3	1	0	5	17	0	0
	Binghamton (AA)	0-0	2.08	2	0	0	0	1	4.1	2	1	1	0	0	1	6	0	0
2018	Las Vegas (AAA)	5-1	2.76	23	1	0	0	2	32.2	26	12	10	3	4	12	30	3	0
	METS	1-1	3.54	27	0	0	0	0	28.0	34	11	11	2	2	6	18	1	0
2019		Did Not Pitch - Injured																
2020	METS	0-1	6.43	8	0	0	0	0	7.0	6	6	5	2	0	2	7	1	0
Minor League Totals		13-7	1.99	115	1	0	0	16	176.2	119	50	39	5	11	55	193	11	0
Major League Totals		1-2	4.11	35	0	0	0	0	35.0	40	17	16	4	2	8	25	2	0

MAJOR LEAGUE HITTING TOTALS

YEAR	TEAM	AVG	G	AB	R	H	2B	3B	HR	RBI	SH	SF	HB	BB	SO	SB	CS	SLG	OBP	E
2018	METS	.000	25	0	0	0	0	0	0	0	0	0	0	0	0	0	0	.000	.000	0

CAREER FIELDING

POS	G	PO	A	E	PCT	TC	DP
P	35	2	6	0	1.000	8	1



NON-ROSTER INVITEE

MALLEX

SMITH

21 OF

HT 5-10 WT 174 BT L TH R

OPENING DAY AGE: 27
BIRTHDATE: MAY 6, 1993
BIRTHPLACE: TALLAHASSEE, FL
RESIDES: TALLAHASSEE, FL
MLB SERVICE TIME: 4 YEARS, 28 DAYS
SIGNED BY: WILLIE BOSQUE (SAN DIEGO)
HOW OBTAINED: SIGNED AS A MINOR LEAGUE FREE AGENT ON NOVEMBER 4, 2020
CONTRACT STATUS: SIGNED THROUGH 2021

2020 SEASON

- Appeared in 14 games with Seattle...Collected two doubles and three RBI.

2019 SEASON

- Led the AL in stolen bases (46)...Had 19 steals off left-handers to lead the majors...Was 7-for-7 in stolen bases attempts of third base... Swiped a career-high four bases on May 27 vs. Texas... Also stole home in the eighth inning in that contest.
• Recorded his 100th career stolen base on July 30 at Texas.
• Cracked his first career leadoff home run, March 29 vs. Boston (Nathan Eovaldi).
• Had a career-high 13-game hitting streak, June 1-14...Batted .300 (18-60) during that span.
• Ranked 10th in the majors with 10 outs above average (Statcast).

2018 SEASON

- Was tied for the AL lead in triples (10)...Finished 11th in the AL with a .296 batting average...Among players 25 years or younger was the fourth-highest mark in the majors.
• Ranked third in the majors with 40 stolen bases...Stole home on September 9 vs. Baltimore.
• Had a .347 (82-242) home batting average, the third-highest mark in the majors.
• According to Fangraphs, had a 24.9 percent line drive rate on batted balls, the seventh-best percentage in the AL.
• Was the Rays' 2018 Roberto Clemente Award nominee.

2017 SEASON

- Was traded twice on the same day (January 11, 2017)...Was acquired by the Mariners from the Braves before being shipped to the Rays 90 minutes later.
• Collected five bunt hits, tied for the fourth-most in the AL.
• Slugged a home run and stole three bases on June 9 vs. Oakland.

2016 SEASON

- Made his major league debut on April 11 at Washington and collected his first hit, a single off Max Scherzer.
• Missed three months with a fractured left thumb.

CAREER BESTS

HITS, GAME
4 hits

4x, last, 8/5/18, Tampa Bay vs. Chicago (AL)

HOME RUNS, GAME
2 home runs

5/17/16, Atlanta at Pittsburgh

MULTI-HR GAMES

1 multi-home run game
1 two-home run game

LEADOFF HR

1 leadoff home run

3/29/19, Seattle vs. Boston (Nathan Eovaldi)

INSIDE-THE-PARK HR
None

WALK-OFF HOME RUNS
None

PINCH-HIT HOME RUNS
None

RBI, GAME
4 RBI

5/17/16, Atlanta at Pittsburgh

STOLEN BASES, GAME
4 stolen bases

5/27/19, Seattle vs. Texas

HITTING STREAK
13 games

6/1/19-6/14/19

GRAND SLAMS
None

2015 SEASON

- Named the Braves Minor League Player of the Year...Selected to the Southern League Mid-Season All-Star team.
- His 57 steals were the fifth-most in the minors.
- Named International Player of the Month for August after batting .336 (41-122) with 24 runs and 13 steals in 29 games.

2014 SEASON

- Selected to the Midwest League Mid-Season All-Star team...Led the minors with 88 steals.

2013 SEASON

- Led the Midwest League with 64 steals...His 64 steals were tied for the sixth-most in the minors.

2012 SEASON

- Began his pro career with the AZL Padres (R).

BACKGROUND

- Mallex Lydell Smith graduated from Rickards High School (FL) in 2011...Was all-conference in baseball and football.
- Was offered a football scholarship to Florida A&M.
- Attended Santa Fe Community College in Gainesville, FL for one season where he hit .380 (62-163) with 31 stolen bases.
- Selected by Milwaukee in the 13th-round of the 2011 First-Year Player Draft, but did not sign.

CAREER TRANSACTIONS

- Selected by the San Diego Padres in the fifth round of the 2012 First-Year Player Draft.
- Acquired by the Atlanta Braves along with LHP Max Fried, INF/OF Dustin Peterson and INF Jace Peterson in exchange for OF Justin Upton and RHP Aaron Northcraft on December 19, 2014.
- On the Injured List, June 21-September 16, 2016, with a fractured left thumb.
- Acquired by the Seattle Mariners along with RHP Shae Simmons in exchange for LHP Thomas Burrows and LHP Luiz Gohara on January 11, 2017.
- Acquired by the Tampa Bay Rays along with INF Carlos Vargas and LHP Ryan Yarbrough in exchange for LHP Drew Smyly on January 11, 2017.
- Was on the Injured List, April 14-27, 2017, with a strained right hamstring.
- Acquired by the Seattle Mariners along with OF Jake Fraley in exchange for LHP Michael Plassmeyer, OF Guillermo Heredia and C Mike Zunino on November 8, 2018.
- On the 10-Day Injured List, August 25-September 2, 2018, with a viral infection.
- Signed by the New York Mets as a minor league free agent on November 4, 2020.

CAREER STATISTICS

YEAR	TEAM	AVG	G	AB	R	H	2B	3B	HR	RBI	SH	SF	HBP	BB	SO	SB	CS	SLG	OBP	E
2012	AZL Padres (R)	.344	25	96	23	33	2	1	1	10	2	1	1	5	19	13	3	.417	.379	2
	Eugene	.188	10	32	6	6	0	0	1	5	2	0	1	6	8	4	1	.281	.333	1
2013	Fort Wayne (A)	.262	110	424	81	111	17	2	4	29	11	1	12	59	84	64	16	.340	.367	4
	Fort Wayne (A)	.295	65	254	56	75	13	6	0	15	5	2	4	38	55	48	16	.394	.393	8
2014	Lake Elsinore (A)	.327	55	223	43	73	16	1	5	16	5	0	2	31	48	40	10	.475	.414	3
	Mississippi (AA)	.340	57	206	35	70	5	2	2	22	3	2	2	27	41	23	6	.413	.418	3
2015	Gwinnett (AAA)	.281	69	278	49	78	12	6	0	13	3	1	1	24	44	34	7	.367	.339	3
	Gwinnett (AAA)	.400	3	15	5	6	2	1	0	0	0	0	1	0	3	1	0	.667	.438	0
2016	ATLANTA (NL)	.238	72	189	28	45	7	4	3	22	3	1	2	20	48	16	8	.365	.316	1
	Mississippi (AA)	.438	5	16	4	7	0	1	0	4	0	0	0	4	5	3	1	.563	.550	1
2017	TAMPA BAY (AL)	.270	81	256	33	69	8	4	2	12	2	1	0	23	62	16	5	.355	.329	3
	Charlotte (A)	.286	2	7	1	2	0	1	0	0	0	0	0	0	0	0	1	.571	.286	0
2018	Durham (AAA)	.263	45	186	26	49	7	4	3	10	2	0	0	17	45	21	8	.392	.325	0
	TAMPA BAY (AL)	.296	141	480	65	142	27	10	2	40	7	2	8	47	98	40	12	.406	.367	6
2019	Charlotte (A)	.000	1	4	0	0	0	0	0	0	0	0	1	1	0	0	0	.000	.200	0
	SEATTLE (AL)	.227	134	510	70	116	19	9	6	37	2	1	11	42	141	46	9	.335	.300	5
2020	Tacoma (AAA)	.333	10	45	8	15	3	0	1	6	0	0	0	3	4	7	0	.467	.375	2
	SEATTLE (AL)	.133	14	45	2	6	2	0	0	3	0	0	0	2	13	2	0	.178	.170	1
Minor League Totals		.294	457	1786	337	525	77	25	17	130	33	7	24	215	357	258	69	.394	.376	27
Major League Totals		.255	442	1480	198	378	63	27	13	114	5	14	21	134	362	120	34	.361	.325	16

CAREER FIELDING

POS	G	PO	A	E	PCT	TC	DP
OF	418	854	12	16	.982	882	5



MARCUS STROMAN

O RHP

@STRO

@mstrooo6

HT 5-7 **WT** 180 **BT** R **TH** R

OPENING DAY AGE: 29
BIRTHDATE: MAY 1, 1991
BIRTHPLACE: MEDFORD, NY
RESIDES: PALM HARBOR, FL
MLB SERVICE TIME: 6 YEARS, 26 DAYS
SIGNED BY: JOHN HENDRICKS (TORONTO)
HOW OBTAINED: ACQUIRED FROM TORONTO ON JULY 28, 2019 IN EXCHANGE FOR LHP ANTHONY KAY AND RHP SIMEON WOODS-RICHARDSON
CONTRACT STATUS: SIGNED THROUGH 2021

★ **ALL-STAR:** 2019 (AL) 🏆 **GOLD GLOVE:** 2017 ☆ **WORLD BASEBALL CLASSIC MVP:** 2017

MEET THE MET

- Completed his diploma at Duke University in the summer of 2015 while rehabbing his knee from a torn ACL...Graduated in May 2016...Stroman considers graduating from Duke his highest achievement in life.
- At 5'7", was told repeatedly growing up that he was too short to accomplish his dreams of becoming a professional baseball player...He initiated the HDMH (Height Doesn't Measure Heart) Foundation, created to inspire and encourage society, while motivating youth to overcome adversity and chase their dreams.
- Has been designing his own cleats since 2019 and will debut the shoes in 2021...The cleats are called "Shugo," which is also the name of his dog...While designing the shoes, he emphasized the shoe's look as well as their health and safety and says he wanted to make the safest cleat for [his] knees.

CAREER HIGHLIGHTS

- Was named to his first All-Star team in 2019.
- Ranked second among qualifying pitchers in ground ball rate (58.7 percent) from 2014-2019.
- Ranks sixth in the majors with a 0.83 HR/9 since 2014, his rookie season...Among pitchers with at least 800.0 innings pitched since 2014, Stroman has allowed the fourth-fewest extra-base hits (242), behind Carlos Martínez (223), Francisco Liriano (241) and Aaron Nola (241).
- Started two series-clinching wins for the Blue Jays in the postseason...Started Game 5 of the 2015 ALDS vs. Texas and the 2016 American League Wild Card game...Delivered a quality start in both games to help Toronto advance.
- Earned 2017 World Baseball Classic MVP honors, posting a 1-1 record with a 2.35 ERA (four earned runs/15.1 innings) for Team USA...Took a no-hitter into the seventh inning of the championship game, an 8-0 victory over Puerto Rico...His work in the final game also earned him the USABA International Performance of the Year Award in December.

2020 SEASON

- Opted out of the season due to concerns over the pandemic... Accepted the Mets' qualifying offer after the season.

CAREER BESTS

WIN STREAK
9 games

9/20/14-5/1/16

LOSS STREAK
6 games

9/30/17-5/8/18

STRIKEOUTS, GAME
13 strikeouts

8/1/16, Toronto at Houston

DOUBLE-DIGIT STRIKEOUT GAMES
2 games

last, 10 strikeouts, 4/28/17,
Toronto vs. Tampa Bay

LONGEST OUTING, STARTER
9.0 innings

4x, last, 4/23/17,
Toronto at Los Angeles-LA

MOST WALKS, GAME
6 walks

2x, last, 5/21/19,
Toronto vs. Boston

SCORELESS STREAK
16.0 innings

7/19/14-7/29/14

LAST COMPLETE GAME
4/23/17, Toronto at Los Angeles-LA

LAST SHUTOUT
9/8/14, Toronto vs. Chicago-NL (W, 4-0)

FEWEST HITS, COMPLETE GAME
3 hits

9/8/14, Toronto vs. Chicago-NL (W, 4-0)

FEWEST WALKS, COMPLETE GAME
0 walks

9/8/14, Toronto vs. Chicago-NL (W, 4-0)

2019 SEASON

- Went 4-2 with a 3.77 ERA (25 earned runs/59.2 innings) in his 11 starts with New York...The Mets were 8-3 in his 11 starts after he joined the team on July 28, winning each of his first four starts as well as his final four outings of the season.
- Was 6-11 with a 2.96 ERA (41 earned runs/124.2 innings) with the Blue Jays.
- His 3.22 ERA ranked 12th in the majors...Ranked fourth in the majors with a 54.7 percent ground ball rate...Finished the 2019 season ranked seventh in baseball with a 0.88 HR/9 ratio.
- Threw 7.0 shutout innings on Opening Day for Toronto, his second career Opening Day start, and allowed just two hits.
- In 14 starts on the road, Stroman was 6-4 with a 2.72 ERA (25 earned runs/82.2 innings)...That was the seventh-best road ERA in the majors.
- Stroman held right-handed batters to a career-best .220 batting average.

2018 SEASON

- Led the majors with a 63.3 percent ground ball rate.
- Recorded his 500th career strikeout on June 29 vs. Detroit, fanning James McCann in the 5th inning to reach the milestone.

2017 SEASON

- Won a Gold Glove for the first time in his career... Finished eighth in the AL Cy Young balloting.
- Led the majors in ground ball percentage (62.9 percent) and double plays induced (34).
- Tossed two complete games in April on April 12 vs. Milwaukee and April 23 at Los Angeles-AL.

2016 SEASON

- Led the majors with a 61.4 percent ground ball percentage.
- Made his first Opening Day start...Was three outs shy of a complete game.
- Fanned a career-high 13 batters on August 1 at Houston...Was his first career double-digit strikeout performance.

POSTSEASON

- Threw 6.0 innings and allowed two runs, earned, on four hits with six strikeouts in the American League Wild Card game vs. Baltimore.
- Suffered his 1st career postseason loss in Game 3 of the 2016 ALCS against Cleveland.

2015 SEASON

- Suffered a torn left ACL during spring training and underwent surgery before the season began.
- Returned in September to make four starts...Won all four games and posted a 1.67 ERA (five earned runs/27.0 innings).

POSTSEASON

- Made his first career start in the playoffs (ALDS Game 2 vs. Texas)...Allowed three runs over the first two frames before retiring 15 of the next 18 batters.
- Allowed a career-high 11 hits in Game 3 of the 2015 ALCS vs. Kansas City...Gave up four earned runs over 6.1 innings to earn his 1st career postseason win.

2014 SEASON

- Began the season with Buffalo (AAA) and was called up to make his major league debut on May 4 at Pittsburgh.
- Earned his first major league win on May 6 at Philadelphia...Was recalled on May 31 to make his first career start vs. Kansas City...Threw his first shutout on September 8 vs. the Cubs.

2013 SEASON

- Was a *MiLB.com* Organizational All-Star for Toronto.

2012 SEASON

- Made his professional debut as a reliever with Vancouver (A).

BACKGROUND

- Marcus Earl Stroman graduated from Patchogue-Medford High School in Medford, New York before attending Duke University...Became Duke's first ever first-round Major League Baseball draft pick when he was selected 22nd overall by Toronto in 2012.
- Earned All-America honors from Louisville Slugger (Second Team), Perfect Game USA (Second Team), National Collegiate Baseball Writers Association (Third Team) and Baseball America (Third Team) as a junior...Named First Team All-ACC and was an ACC Academic Honor Roll selection in 2012...Led all NCAA pitchers with 136 strikeouts.
- During the COVID shutdown, his HDMH Foundation supported the Food Bank For New York City, the city's leading hunger-relief organization, and Long Island Cares, the local food bank in his hometown of Long Island, providing hunger assistance in both Nassau and Suffolk County.
- Worked out with teammate Dominic Smith during the shutdown...Teamed up with Smith for a celebrity beer pong tournament that raised money for COVID-19 recovery efforts.

CAREER TRANSACTIONS

- Selected by the Toronto Blue Jays in the first round (22nd overall) of the 2012 First-Year Player Draft.
- On the 60-Day Disabled List, April 5-September 10, 2015 with a torn left ACL.
- On the 10-Day Disabled List, May 9-June 22, 2018 with right shoulder fatigue.
- On the 10-Day Disabled List, August 18-September 2, 2018 with a right middle finger blister.
- Acquired by the Mets from Toronto on July 28, 2019 in exchange for LHP Anthony Kay and RHP Simeon Woods-Richardson.
- On the 10-Day Injured List, July 22, 2020, with a torn left calf...Placed on the Restricted List on August 10, 2020 after opting out of the season.
- Accepted a qualifying offer from the Mets on November 11, 2020.

CAREER STATISTICS

YEAR	TEAM	W-L	ERA	G	GS	CG	SHO	SV	IP	H	R	ER	HR	HB	BB	SO	WP	BK
2012	Vancouver (A)	1-0	3.18	7	0	0	0	0	11.1	8	5	4	0	0	3	15	0	0
	New Hampshire (AA)	2-0	3.38	8	0	0	0	0	8.0	8	3	3	1	0	6	8	1	0
2013	New Hampshire (AA)	9-5	3.30	20	20	0	0	0	111.2	99	48	41	13	3	27	129	4	0
2014	Buffalo (AAA)	2-4	3.03	7	7	1	0	0	35.2	32	14	12	1	2	9	45	0	0
	TORONTO (AL)	11-6	3.65	26	20	1	1	1	130.2	125	56	53	7	3	28	111	9	1
2015	Lansing (A)#	0-0	0.00	1	1	0	0	0	4.2	0	0	0	0	0	1	7	1	0
	Buffalo (AAA)#	0-1	12.00	1	1	0	0	0	3.0	8	4	4	0	0	4	5	0	0
	TORONTO (AL)	4-0	1.67	4	4	0	0	0	27.0	20	5	5	2	1	6	18	2	1
2016	TORONTO (AL)	9-10	4.37	32	32	0	0	0	204.0	209	104	99	21	4	54	166	9	1
2017	TORONTO (AL)	13-9	3.09	33	33	2	0	0	201.0	201	82	69	21	6	62	164	3	1
2018	Dunedin (A)#	0-1	4.15	1	1	0	0	0	4.1	1	2	2	1	0	4	3	0	0
	TORONTO (AL)	4-9	5.54	19	19	0	0	0	102.1	115	68	63	9	2	36	77	3	1
2019	TORONTO (AL)	6-11	2.96	21	21	0	0	0	124.2	118	50	41	10	0	35	99	4	0
	METS	4-2	3.77	11	11	0	0	0	59.2	65	27	25	8	1	23	60	3	0
2020									Did Not Play - Opted Out									
Minor League Totals		14-11	3.32	45	30	1	0	0	178.2	156	76	66	16	5	54	212	6	0
Major League Totals		51-47	3.76	146	140	3	1	1	849.1	853	392	355	78	17	244	695	33	5

rehabilitation assignment

CAREER PLAYOFF STATISTICS

YEAR	RND	TEAM/OPP	W-L	ERA	G	GS	CG	SHO	SV	IP	H	R	ER	HR	HB	BB	SO	WP	BK
2015	ALDS	TOR vs. TEX	0-0	3.46	2	2	0	0	0	13.0	11	6	5	1	0	3	9	0	0
	ALCS	TOR vs. KC	1-0	5.68	1	1	0	0	0	6.1	11	4	4	0	0	1	1	1	0
2016	ALWC	TOR vs. BAL	0-0	3.00	1	1	0	0	0	6.0	4	2	2	1	0	0	6	0	0
	ALDS	TOR vs. TEX							Did Not Pitch										
	ALCS	TOR vs. CLE	0-1	6.75	1	1	0	0	0	5.1	3	4	4	2	0	3	5	1	0
Postseason Totals			1-1	4.40	5	5	0	0	0	30.2	29	16	15	4	0	7	21	2	0
CS Totals			1-1	6.17	2	2	0	0	0	11.2	14	8	8	2	0	4	6	2	0

ALL-STAR GAME

YEAR	LEAGUE/SITE	W-L	ERA	G	GS	CG	SHO	SV	IP	H	R	ER	HR	HB	BB	SO	WP	BK
2019	AL/Cleveland								Did Not Pitch									

WORLD BASEBALL CLASSIC

YEAR	CLUB	W-L	ERA	G	GS	CG	SHO	SV	IP	H	R	ER	HR	HB	BB	SO	WP	BK
2017	United States	1-1	2.35	3	3	0	0	0	15.1	12	4	4	0	1	2	9	0	0

MAJOR LEAGUE HITTING TOTALS

YEAR	TEAM	AVG.	G	AB	R	H	2B	3B	HR	RBI	SH	SF	HBP	BB	SO	SB	CS	SLG	OBP	E
2019	TOTAL	.043	12	23	2	1	0	0	0	0	2	0	0	0	13	0	0	.043	.043	4
Career Totals		.105	133	38	7	4	1	0	1	1	3	0	0	0	18	0	0	.211	.105	9

Last Home Run — May 18, 2017 at Atlanta (Julio Teheran)

CAREER FIELDING

POS	G	PO	A	E	PCT	TC	DP
P	146	64	148	9	.959	221	11



NOAH

SYNDERGAARD

34 RHP

@Noahsyndergaard

@Nsyndergaard

HT 6-6 WT 231 BT L TH R

OPENING DAY AGE: 27
BIRTHDATE: AUGUST 29, 1992
BIRTHPLACE: MANSFIELD, TX
RESIDES: MANSFIELD, TX
MLB SERVICE TIME: 5 YEARS, 149 DAYS
SIGNED BY: STEVE MILLER (TORONTO)
HOW OBTAINED: ACQUIRED WITH C JOHN BUCK, C TRAVIS D'ARNAUD AND OF WILMER BECERRA FROM THE TORONTO BLUE JAYS IN EXCHANGE FOR RHP R.A. DICKEY, C MIKE NICKES AND C JOSH THOLE ON DECEMBER 17, 2012
CONTRACT STATUS: ELIGIBLE FREE AGENT AFTER 2021

☆ ALL-STAR: 2016 🏆 TOPPS ROOKIE ALL-STAR: 2015

MEET THE MET

- Nicknames each of the gloves he wears on the mound after his favorite TV shows and movie characters...Glove names include: Drago (*Rocky IV*), which was the glove he used in the 2013 Futures Game at Citi Field, Heisenberg (*Breaking Bad*), Jon Snow (*Game of Thrones*), Lion, Thor (*Marvel*) and Rick Grimes (*The Walking Dead*)...Raffles off his old gloves with his signature nicknames to raise money for the Sjögren's Syndrome Foundation, a disease that his mother suffers from.
- Syndergaard became a bookworm while rehabbing from his 2020 Tommy John surgery...Started Noah's Book Club in February 2021...In an effort to promote literacy and learning, each month, he will announce a book via his social media channels and invite fans to read along with him.
- Appeared as a Lannister soldier in episode four of season seven of HBO's *Game of Thrones*.
- Had a cameo on season one of the CBS comedy series *Kevin Can Wait* with Kevin James.
- Won CNBC's 2019 Stock Draft...Picked stocks and competed against various celebrities...His stocks yielded the largest return.

CAREER HIGHLIGHTS

- Named to the 2016 NL All-Star team, his first career All-Star selection...Did not pitch in the game due to arm fatigue.
- Was the National League's Player of the Week for the week of April 29-May 5, 2019 and May 16-22, 2016...Also was the NL Co-Player of the Week for the week of July 27-August 2, 2015.
- Has hit six home runs, tied for second-most in Mets history by a pitcher with Tom Seaver (six)...Trails Dwight Gooden (seven).
- Became the fastest Mets pitcher to 500 strikeouts (by innings pitched) on July 20, 2018 vs. the Yankees...Did so in 438.1 innings, surpassing Dwight Gooden, who fanned his first 500 batters in 445.1 innings.
- Had 654 strikeouts in his first 100 games...Per Elias, the only active pitchers with more through 100 career appearances are Yu Darvish (812), Stephen Strasburg (690), Jacob deGrom (675) and Corey Kluber (657)...The only Mets in club history with more strikeouts in their first 100 career games are deGrom and Dwight Gooden (749).
- Is one of five pitchers in Mets history with multiple 200-strikeout seasons...Tom Seaver had nine and Jacob deGrom, David Cone and Dwight Gooden have each had four.

CAREER BESTS

WIN STREAK
6 games

5/11/16-6/22/16

LOSS STREAK
4 games

7/8/16-8/11/16

STRIKEOUTS, GAME
13 strikeouts

7/10/15 vs. Arizona

DOUBLE-DIGIT STRIKEOUT GAMES
17 games

last, 9/2/19 at Washington

LONGEST OUTING, STARTER
9.0 innings

3x, last, 5/2/19 vs. Cincinnati

LONGEST OUTING, RELIEVER
1.0 inning

5/31/16 vs. Chicago-AL

MOST WALKS, GAME
5 walks

3x, last, 7/24/19 vs. San Diego

SCORELESS STREAK
15.0 innings

9/25/18-9/30/18

LAST COMPLETE GAME
5/2/19 vs. Cincinnati (Won, 1-0)

LAST COMPLETE-GAME SHUTOUT

5/2/19 vs. Cincinnati (Won, 1-0)

FEWEST HITS, COMPLETE-GAME
2 hits

9/2/18 at San Francisco (Won, 10-3)

SYNDERGAARD, NOAH

- Enters 2021 ranked 11th on the Mets' all-time strikeout list with 775...Jon Niese is 10th with 838...Has 36 career postseason strikeouts, fourth-most for a pitcher in Mets history...Trails Tom Seaver (46), Al Leiter (40) and Dwight Gooden (38).

2020 SEASON

- Did not appear in a major league game after tearing his right ulnar collateral ligament in March and undergoing Tommy John surgery on March 26 at the Hospital for Special Surgery in West Palm Beach.

2019 SEASON

- Set career-highs in innings (197.2) and games (32)...Reached the 200-strikeout mark for the second time (also, 2016).
- Missed two weeks in June with a strained right hamstring.
- Per Elias, on May 2 vs. Cincinnati, he became the 10th pitcher to throw a shutout while homering for the only run in a 1-0 victory...He is just the third pitcher to record such a game while also racking up double-digit strikeouts...Before that game, it had been nearly 36 years before the last "true win" and almost 60 years since the last double-digit strikeout game in a "true win."
- Won four-straight decisions in a five-start span from June 9-July 13...The Mets won all five games.
- Tossed a career-best eight-straight quality starts from July 13-August 22, pitching to a 1.82 ERA (11 earned runs/54.1 innings) with 55 strikeouts and just 12 walks.
- Hit two homers, tied for the fourth-most by a Mets pitcher in a single season (three Mets, including Syndergaard, have hit three in a season)
- Pitched at least 7.0 innings in 13 of his 32 starts...Jacob deGrom (19), Zack Wheeler (15) and Hyun-Jin Ryu (15) were the only NL pitchers with more such starts...The Mets went 10-3 (.769) when Syndergaard threw at least 7.0 innings.

2018 SEASON

- Led the Mets with 13 wins...Went 11-3 in his final 17 starts...The Mets went 16-9 (.640) in his starts...Went 8-0 in 13 starts against teams outside the NL East...Ended the season riding a career-best 15.0-inning scoreless streak.
- Had the NL's fourth-best FIP (2.80, min. 150.0 innings) and ranked eighth in the league with 4.2 WAR according to Fangraphs...Tied for the major league lead in complete games and shutouts.
- Threw his first two career complete games on September 2 at San Francisco and on September 30 vs. Miami (a 1-0 shutout).

- According to PitchF/X average pitch velocity data, Syndergaard had MLB's fastest four-seam fastball (98.1 mph), changeup (90.9 mph), slider (92.6 mph) and curveball (83.6 mph).
- His 0.52 HR/9 rate was the third-lowest in the majors (min. 150.0 innings)...Had a career-best 49.0-inning homerless streak from August 1-September 8.
- Induced soft contact 25.3 percent of the time, the highest rate in the NL and second-highest in the majors, behind only Chris Sale (27.4 percent)...Only 21.9 percent of balls in play against Syndergaard were hard-hit, the lowest percentage in the majors (min. 150.0 innings).

2017 SEASON

- Lasted 1.1 innings and allowed five runs on April 30 at Washington before leaving with a lat injury...Pitched 3.0 scoreless innings over his final two starts following his activation (September 23 vs. Washington and October 1 at Philadelphia).
- Pitched 6.0 shutout innings on Opening Day in the Mets 6-0 win over the Braves at Citi Field... At 24 years and 217 days old, he became the third-youngest pitcher in franchise history to start on Opening Day...Only Dwight Gooden (four times, 1985-86, 88-89) and Tom Seaver (twice, 1968-69) were younger.
- Struck out 31 batters to start the season without allowing a walk, the longest streak in team history to begin a season...Since the pitching mound was set at its current distance in 1893, only one pitcher had more than 30 strikeouts before his first walk of the season prior to Syndergaard...Adam Wainwright rang up 35 strikeouts before his first walk in 2013...Courtesy of Elias.
- Dating to his final regular season start of 2016, he tossed 32.0 consecutive walk-free innings and struck out 38 in that time...His five consecutive starts without allowing a walk was tied for the second-longest streak in franchise history with Bret Saberhagen, Eric Hillman, and Craig Swan...Bartolo Colón has the franchise-best streak (seven games).

2016 SEASON

- Named to the 2016 NL All-Star team, his first career All-Star selection...Did not pitch in the game due to arm fatigue.
- His 2.60 ERA was third-best in the major leagues while his 218 strikeouts were tied for ninth-most in the majors (tied for fourth most in the NL)...Had a 5.07 strikeout-to-walk ratio, second-best in the NL.
- Earned NL Player of the Week honors for the week of May 16-22.

- Reached the 200 strikeout plateau for the first time in his career...It took 171.1 innings to reach the landmark, the second-fewest innings to 200 strikeouts in a season in Mets history, trailing Dwight Gooden who did so in 165.2 innings.
- Came out of the bullpen for 1.0 inning on May 31 vs. Chicago-AL and struck out two...Was his first career regular-season bullpen appearance.
- Drove in all four Mets runs with two homers on May 11 at Dodger Stadium...Became the first pitcher since Micah Owings on August 18, 2007 to have a multi-homer game...Walt Terrell is the only other Mets pitcher with a multi-homer game.
- Had three home runs, tied for the most in franchise history in a single season by a pitcher with Tom Seaver (1972) and Walt Terrell (1983).
- Finished the year with six extra-base hits (three doubles and three home runs), tied for second-most all-time by a Mets pitcher in a single season with Ron Darling (1988), Dwight Gooden (1993) and Rick Reed (1997).
- His 26 strikeouts tied for second-most by a rookie in postseason history.
- Made his first career playoff start in Game 2 of the NLDS at Los Angeles...Turned in a quality start (6.1 innings, three runs and nine strikeouts).
- Came out of the bullpen for the first time in his major league career in Game 5 of the NLDS at Los Angeles and pitched a scoreless seventh inning with two strikeouts.
- Started and won Game 2 of the NLCS vs. Chicago...Limited the Cubs to one run on three hits in 5.2 innings with nine strikeouts.
- Was the winning pitcher in Game 3 of the World Series vs. Kansas City...Became the second-youngest Met to win a World Series game.

2014 SEASON

- Led the Pacific Coast League with 145 strikeouts in 133.0 innings.
- Picked up the save in the Futures Game, a 3-2 triumph for the United States.

2013 SEASON

- Named to the FSL All-Star team.
- Started and hurled a scoreless inning for Team USA in the 2013 Futures Game at Citi Field.
- Along with Jeff Walters, he won the Sterling Award as the Co-MVP at Binghamton (AA).

2012 SEASON

- Named a Midwest League All-Star.

BACKGROUND

- Noah Seth Syndergaard graduated from Mansfield Legacy (TX) High School in 2010...Hit a grand slam in the second round of the playoffs his senior year...Threw two no-hitters as a senior.
- Hobbies include fishing and playing golf.
- Appeared as Synder-claus at the Mets annual Kids Holiday Party in 2016 to help hand out gifts... Was an elf at the 2017 Mets Holiday Party for kids.
- Took part in the inaugural Kids Holiday Shopping Spree on December 14, 2016 as part of Metsgiving...Shopped with children at the College Point Target in Queens picking out gifts for them and their families.
- Was honored by the New York chapter of the BBWAA along with fellow starters Jacob deGrom, Matt Harvey and Steven Matz as the "Toast of the Town" at the organization's annual dinner on January 23, 2016 and as the NY Baseball Athlete of the Year at the organization's annual awards dinner on January 21, 2017.

POSTSEASON

- Tossed 7.0 scoreless innings and allowed two hits in the NL Wild Card Game versus San Francisco...Fanned a postseason career-high 10 in his no-decision...Was the fifth time in Mets history a pitcher recorded double-digit strikeouts in a postseason game.

2015 SEASON

- Named to the *Topps* Rookie All-Star team.
- Began the year with Las Vegas (AAA) of the Pacific Coast League...Was recalled on May 9.
- Made his major league debut at Chicago-NL on May 12...Earned first career win five days later on May 17 vs. Milwaukee.
- Logged 166 strikeouts during his rookie campaign (24 starts) to lead all rookies.
- Tabbed as the NL Co-Player of the Week with teammate Lucas Duda for the week of July 27-August 2...Was 2-0 with a 1.13 ERA (two earned runs/16.0 innings).
- Took a perfect game into the seventh on July 28 vs. San Diego, the longest perfect game bid by a Mets rookie in team history.
- Hit his first major league home run, a solo homer to dead center, on May 27 vs. Philadelphia (off Sean O'Sullivan)...Was his first major-league hit.

POSTSEASON

- Started three games during the playoffs, one in each round, and was credited with the win in two of the three games.

- Offered a one-of-a-kind gameday experience as part of Fanatics' ALL IN Auction...The package sold for \$15,500, with the money going directly to Feeding America, Meals on Wheels, World Central Kitchen and No Kid Hungry.
- On the 60-Day Disabled List, May 1-September 23, 2017, with a partial tear in his right lat.
- On the 10-Day Disabled List, May 29, retroactive to May 26-July 13, 2018, with a strained ligament in his right index finger.
- On the 10-Day Disabled List, July 23, retroactive to July 21-August 1, 2018, with hand, foot and mouth disease.
- On the 10-Day Injured List, June 16-30, 2019, with a strained right hamstring.
- On the 60-Day Injured List, June 27, 2020, recovering from Tommy John surgery...Missed the entire season.

CAREER TRANSACTIONS

- Selected by the Toronto Blue Jays in the supplemental round (38th overall) in the 2010 First-Year Player Draft.
- Acquired by the New York Mets with catchers John Buck and Travis d'Arnaud and outfielder Wuilmer Becerra in exchange for right-handed pitcher R.A. Dickey and catchers Mike Nickeas and Josh Thole on December 17, 2012.

CAREER STATISTICS

YEAR	TEAM	W-L	ERA	G	GS	CG	SHO	SV	IP	H	R	ER	HR	HB	BB	SO	WP	BK	
2010	GCL Blue Jays (R)	0-1	2.70	5	5	0	0	0	13.1	11	7	4	0	0	4	6	1	0	
2011	Vancouver (A)	1-2	2.00	4	4	0	0	0	18.0	15	5	4	0	0	5	22	2	0	
	Lansing (A)	0-0	3.00	2	2	0	0	0	9.0	8	4	3	0	0	2	9	0	0	
	Bluefield (R)	4-0	1.41	7	5	0	0	0	32.0	23	5	5	1	0	11	37	0	0	
2012	Lansing (A)	8-5	2.60	27	19	0	0	1	103.2	81	41	30	3	3	31	122	1	0	
2013	Binghamton (AA)	6-1	3.00	11	11	0	0	0	54.0	46	23	18	8	0	12	69	2	0	
	St. Lucie (A)	3-3	3.11	12	12	0	0	0	63.2	61	25	22	3	1	16	64	4	1	
2014	Las Vegas (AAA)	9-7	4.60	26	26	0	0	0	133.0	154	77	68	11	6	43	145	6	0	
2015	Las Vegas (AAA)	3-0	1.82	5	5	1	1	0	29.2	20	7	6	2	0	8	34	1	0	
	METS	9-7	3.24	24	24	0	0	0	150.0	126	60	54	19	3	31	166	6	0	
2016	METS	14-9	2.60	31	30	0	0	0	183.2	168	61	53	11	2	43	218	10	1	
2017	METS	1-2	2.97	7	7	0	0	0	30.1	29	14	10	0	1	3	34	3	0	
	GCL Mets (R)#	0-0	0.00	1	1	0	0	0	1.0	1	2	0	0	0	0	2	0	0	
	Brooklyn (A)#	0-1	13.50	1	1	0	0	0	2.0	3	3	3	0	0	2	2	0	0	
2018	METS	13-4	3.03	25	25	2	1	0	154.1	148	55	52	9	7	39	155	2	0	
	Brooklyn (A)#	0-0	1.80	1	1	0	0	0	5.0	2	1	1	0	0	1	7	2	0	
2019	METS	10-8	4.28	32	32	1	1	0	197.2	194	101	94	24	6	50	202	4	0	
	Brooklyn (A)#	1-0	5.40	1	1	0	0	0	5.0	5	3	3	1	0	0	9	0	0	
2020																			
Minor League Totals		35-20	3.20	103	93	1	1	1	469.1	430	203	167	29	10	135	528	19	1	
Major League Totals		47-30	3.31	119	118	3	2	0	716.0	665	291	263	63	19	166	775	25	1	

- rehabilitation assignment

CAREER PLAYOFF STATISTICS

YEAR	RND	TEAM/OPP	W-L	ERA	G	GS	CG	SHO	SV	IP	H	R	ER	HR	HB	BB	SO	WP	BK
2015	NLDS	NYM vs. LAD	0-1	3.68	2	1	0	0	0	7.1	5	3	3	0	0	5	11	0	0
	NLCS	NYM vs. CHC	1-0	1.59	1	1	0	0	0	5.2	3	1	1	0	0	1	9	1	0
	WS	NYM vs. KC	1-0	4.50	1	1	0	0	0	6.0	7	3	3	0	0	2	6	0	0
2016	NLWC	NYM vs. SF	0-0	0.00	1	1	0	0	0	7.0	2	0	0	0	0	3	10	0	0
Postseason Totals			2-1	2.42	5	4	0	0	0	26.0	17	7	7	0	0	11	36	1	0

ALL-STAR GAME

YEAR	CLUB	SITE	W-L	ERA	G	GS	CG	SHO	SV	IP	H	R	ER	HR	HB	BB	SO	WP	BK
2016	NL	San Diego																	
Did Not Pitch																			

MAJOR LEAGUE HITTING TOTALS

YEAR	TEAM	AVG	G	AB	R	H	2B	3B	HR	RBI	SH	SF	HB	BB	SO	SB	CS	SLG	OBP	E
2019	METS	.092	30	65	6	6	1	0	2	2	1	0	0	3	47	0	0	.200	.132	4
Career Totals		.153	117	222	14	34	7	0	6	15	13	1	0	15	144	0	0	.266	.206	12

Last Home Run — May 2, 2019 vs. Cincinnati

Last Multi-Homer Game — May 11, 2016 at Los Angeles-NL

Most Hits, Game — 3, May 27, 2015 vs. Philadelphia

Most RBI, Game — 4, May 11, 2016 at Los Angeles-NL

CAREER FIELDING

POS	G	PO	A	E	PCT	TC	DP
P	119	41	83	12	.912	136	4

1-0 WINS DECIDED BY A HOME RUN

Date	Opponent	Inning	Mets Batter	Opponent Pitcher
6/14/65	at Cincinnati	11	Johnny Lewis	Jim Maloney
6/21/65	at Los Angeles	9	Billy Cowan	Claude Osteen
5/26/67	vs. Atlanta	2	Jerry Buchek	Ken Johnson
4/30/68	vs. Philadelphia	2	Ron Swoboda	Chris Short
8/19/69	vs. San Francisco	14	Tommie Agee	Juan Marichal
4/11/71	vs. Cincinnati	11	Jerry Grote	Wayne Granger
4/16/71	vs. Pittsburgh	4	Donn Clendenon	Dock Ellis
9/7/73 (1)	at Montreal	1	Wayne Garrett	Steve Renko
6/17/76	vs. Los Angeles	14	Dave Kingman	Charlie Hough
10/2/83 (1)	vs. Montreal	1	Danny Heep	Charlie Lea
7/6/84 (1)	vs. Cincinnati	6	Hubie Brooks	Jeff Russell
4/12/85	vs. Cincinnati	4	Gary Carter	Mario Soto
10/1/85	at St. Louis	11	Darryl Strawberry	Ken Dayley
4/14/88	vs. Montreal	6	Lenny Dykstra	Dennis Martinez
7/29/88	vs. Pittsburgh	8	Kevin Elster	John Smiley
4/27/90	at Houston	4	Mark Carreon	Mark Portugal
5/26/96	vs. San Diego	1	Bernard Gilkey	Sean Bergman
9/14/97	vs. Montreal	5	Luis Lopez	Carlos Perez
8/21/98 (2)	vs. St. Louis	1	Edgardo Alfonzo	Manny Aybar
4/26/02	vs. Milwaukee	2	Jay Payton	Glendon Rusch
5/12/04	at Arizona	1	Kazuo Matsui	Randy Johnson
8/26/05	at San Francisco	2	David Wright	Kevin Correia
4/29/06	at Atlanta	6	Paul Lo Duca	John Thomson
4/29/07	at Washington	5	Carlos Beltrán	Matt Chico
8/7/10	at Philadelphia	7	Jeff Francoeur	Cole Hamels
6/19/14	at Miami	1	David Wright	Andrew Heaney
10/4/15	vs. Washington	8	Curtis Granderson	Blake Treinen
5/30/16	vs. Chicago-AL	7	Neil Walker	Jose Quintana
6/25/16	at Atlanta	11	Kelly Johnson	Dario Alvarez
5/2/19	vs. Cincinnati	3	Noah Syndergaard*	Tyler Mahle
7/24/20	vs. Atlanta	7	Yoenis Céspedes	Chris Martin

* Pitcher



THOMAS SZAPUCKI

63 LHP

@ThomasSzapucki

HT 6-1 WT 225 BT R TH L

OPENING DAY AGE: 24
BIRTHDATE: JUNE 12, 1996
BIRTHPLACE: TOMS RIVER, NJ
RESIDES: PALM BEACH GARDENS, FL
MLB SERVICE TIME: 0 YEARS, 0 DAYS
SIGNED BY: CESAR ARANGUREN
HOW OBTAINED: METS FIFTH-ROUND PICK IN THE 2015 FIRST-YEAR PLAYER DRAFT
CONTRACT STATUS: SIGNED THROUGH 2020

2020 SEASON

- Attended Major League Spring Training and Summer Camp...Was a participant at the team's Alternate Training Site in Brooklyn, NY.

2019 SEASON

- Split his season between Columbia (A), St. Lucie (A) and Binghamton (AA).
- Set career-high marks in appearances (21) and innings pitched (61.2).
- Struck out a season-high nine batters over 5.0 shutout innings pitched in a 5-1 victory over Palm Beach on July 22.
- Averaged 10.5 strikeouts per nine innings on the season.

2018 SEASON

- Missed the entire season recovering from Tommy John Surgery.

2017 SEASON

- Made six starts for Columbia (A) before undergoing elbow surgery on July 19.
- Pitched at least 6.0 innings in four of his six starts and allowed five hits or fewer in three of those outings.
- Struck out 10 batters in 6.0 shutout innings against Kannapolis on June 25...Earned Pitcher of The Week for his performance from June 19-25

2016 SEASON

- Split his season between Kingsport (R) and Brooklyn (A).
- Won the Mets Sterling Award, symbolic of the Most Valuable Player at Kingsport (R)...Named a Baseball America rookie All-Star.
- Set career-high marks in several pitching categories including wins (4), ERA (1.38), strikeouts (86), WHIP (0.885), and batting average against (.145).

2015 SEASON

- Made his pro debut with the GCL Mets (R).

BACKGROUND

- Thomas Mathew Szapucki [za-PUCK-ee] graduated from Dwyer (FL) High School.
- Initially committed to the University of Florida before signing with the Mets.
- Grew up in Toms River, NJ before moving to Florida when he was 10.

CAREER TRANSACTIONS

- Selected by the New York Mets in the fifth round of the 2015 First-Year Player Draft.

CAREER STATISTICS

YEAR	TEAM	W-L	ERA	G	GS	CG	SHO	SV	IP	H	R	ER	HR	HB	BB	SO	WP	BK
2015	GCL Mets (R)	0-0	15.43	3	0	0	0	0	2.1	5	4	4	0	0	0	3	1	0
2016	Kingsport (R)	2-1	0.62	5	5	0	0	0	29.0	16	5	2	2	1	9	47	4	0
	Brooklyn (A)	2-2	2.35	4	4	0	0	0	23.0	10	7	6	0	2	11	39	0	0
2017	Columbia (A)	1-2	2.79	6	6	0	0	0	29.0	24	10	9	0	2	10	27	3	0
2018									Did Not Pitch - Injured									
2019	Binghamton (AA)	0-0	0.00	1	1	0	0	0	4.0	2	1	0	0	2	1	4	0	0
	St. Lucie (A)	1-3	3.25	9	9	0	0	0	36.0	33	16	13	1	4	15	42	4	0
	Columbia (A)	0-0	2.08	11	8	0	0	0	21.2	14	7	5	1	1	10	26	1	0
Minor League Totals		6-8	2.42	39	33	0	0	0	145.0	104	50	39	4	12	56	188	13	0



STEPHEN TARPLEY

46 LHP

@stephentarpley2

HT 6-1 WT 208 BT R TH L

OPENING DAY AGE: 28
BIRTHDATE: FEBRUARY 17, 1993
BIRTHPLACE: LOS ANGELES, CA
RESIDES: TRABUCO CANYON, CA
MLB SERVICE TIME: 1 YEARS, 30 DAYS
SIGNED BY: JIM GILLETTE (BALTIMORE)
HOW OBTAINED: CLAIMED OFF OF WAIVERS FROM MIAMI ON JANUARY 8, 2021
CONTRACT STATUS: ARBITRATION ELIGIBLE AFTER 2022. FREE AGENT AFTER 2025

MEET THE MET

- Enjoys photography...When he was a member of the Yankees he was taking photos with an old camera...His teammate and fellow photographer Didi Gregorius gave him a brand new camera.
- Enjoys mountain biking and any outdoor activities.
- Took five years of Japanese classes throughout high school and college.
- Faced Michael Conforto when he was pitching at USC...Plunked him in their first matchup.
- His father worked with computers...Stephen built his first computer when he was 12...Is interested in learning to code.
- Enjoys traveling...Plans to visit Europe and Japan someday.

2020 SEASON

- Appeared in 10 games before an oblique injury shelved him for a month...Returned from the IL in the final week of the season to make two appearances.
- Earned the save in his lone opportunity of the season on August 5 at Baltimore.

POSTSEASON

- Was on Miami's NL Wild Card Series roster, but did not appear in the series.

2019 SEASON

- Appeared in a career-high 21 games, including his first career start on June 30 at Boston...Struck out 12.4 batters per 9.0 IP.
- Picked up his first career save on June 9 at Cleveland, throwing a scoreless 10th inning in a one-run win.
- Earned his first major league win in his final outing of the season, September 27 at Texas.
- Missed one month with a left elbow injury...Had an 8.24 ERA in 16 games (19.2 innings) with 24 strikeouts before the injury and a 1.80 ERA with 10 strikeouts in five games (5.0 innings) after.
- Appeared in 18 games for Scranton/Wilkes-Barre (AAA), going 5-1 with three saves and a 3.13 ERA.

2018 SEASON

- Made his major league debut in relief on September 2 vs. Detroit and allowed three runs, earned in 1.0 inning...Whiffed 12 batters in 8.0 scoreless innings over his last nine appearances.
- Was 7-2 with a combined 1.94 ERA in 36 games between Trenton (AA) and Scranton/Wilkes-Barre (AAA).

POSTSEASON

- Made his playoff debut in Game 3 of the ALDS vs. Boston, pitching in the Yankees' 16-1 loss (1.0 IP, 4 H, 3 ER, BB, K).

CAREER BESTS

WIN STREAK
3 games
9/27/19-8/7/20

LOSS STREAK
2 games
8/11/20-present

STRIKEOUTS, GAME
6 strikeouts
7/19/19, New York-AL vs. Colorado

LONGEST OUTING
3.0 innings
7/19/19, New York-AL vs. Colorado

MOST WALKS, GAME
4 walks
8/10/19, New York-AL at Toronto

SCORELESS STREAK
8.0 innings
9/5/18-9/30/18

TARPLEY, STEPHEN

2017 SEASON

- Was unbeaten in 18 combined appearances, going 7-0 with a 0.88 ERA (four earned runs/41.0 innings) between Tampa (A) and Trenton (AA).
- Began his season with 30.2 consecutive scoreless innings before earning a promotion to Double-A...Threw 2.0 more spotless frames in Trenton before allowing his first run of the season on August 25...Also did not allow a single extra-base hit until August 25.

2016 SEASON

- Was named the South Atlantic League Pitcher of the Week for the period ending August 16 after going 2-0 with a 0.75 ERA in two starts (12.0 IP).
- Was with Bradenton (A) in the Pittsburgh system for nearly the entire season...Made his last appearance of the year with Tampa (A) in the Yankees organization after being dealt as a PTBNL on August 30.

2015 SEASON

- Was named the Florida State League Pitcher of the Week for the period ending August 16 after throwing 8.0 scoreless innings on August 15.

2013 SEASON

- Made his pro debut with the GCL Orioles (R).

BACKGROUND

- Stephen Nicholas Tarpley graduated from Gilbert (AZ) High School in 2011.

- Played one year at the University of Southern California (2012), earning All-Pac-12 honorable mention...Transferred and played one season (2013) at Scottsdale Community College (AZ)... Helped Scottsdale Community College reach the 2013 NJCAA II World Series, going 3-2 with a 2.35 ERA and 108 strikeouts in 16 games (15 starts).

CAREER TRANSACTIONS

- Selected by the Baltimore Orioles in the third round of the 2013 First-Year Player Draft.
- Acquired by the Pittsburgh Pirates from Baltimore along with a player to be named later (LHP Steven Brault on February 20, 2015) in exchange for OF Travis Snider on January 27, 2015.
- Acquired by the New York Yankees as one of two players to be named later from an August 1, 2016 deal between the Yankees and Pittsburgh...New York-AL sent RHP Iván Nova to Pittsburgh and on August 30, 2016, New York acquired Tarpley and OF Tito Polo to complete the trade.
- On the 10-Day Injured List, August 11-September 12, 2019, with a left elbow impingement.
- Acquired by the Miami Marlins from New York-AL in exchange for INF James Nelson on January 15, 2020.
- On the 10-Day Injured List, August 24-September 23, 2020, with a strained right oblique.
- Claimed off waivers by the New York Mets from Miami on January 8, 2021.

CAREER STATISTICS

YEAR	TEAM	W-L	ERA	G	GS	CG	SHO	SV	IP	H	R	ER	HR	HB	BB	SO	WP	BK
2013	GCL Orioles (R)	0-1	2.14	7	7	0	0	0	21.0	20	6	5	0	2	3	25	0	0
2014	Aberdeen (A)	3-5	3.66	13	12	0	0	0	66.1	69	32	27	4	9	24	60	5	1
2015	West Virginia (A)	11-4	2.48	20	20	1	1	0	116.0	108	47	32	2	12	25	105	9	0
2016	Bradenton (A)	6-4	4.32	20	20	0	0	0	100.0	93	53	48	8	11	37	90	2	0
	Tampa (A)	0-1	9.00	1	1	0	0	0	5.0	7	5	5	0	0	2	3	1	0
2017	Tampa (A)	6-0	0.00	14	0	0	0	0	30.2	8	0	0	0	1	16	36	4	0
	Trenton (AA)	1-0	3.48	4	0	0	0	0	10.1	10	4	4	0	3	2	6	0	0
2018	Trenton (AA)	5-0	1.26	19	0	0	0	2	35.2	18	7	5	0	3	15	33	3	0
	Scranton/WB (AAA)	2-2	2.65	17	0	0	0	0	34.0	23	10	10	3	3	11	38	2	0
	NEW YORK (AL)	0-0	3.00	10	0	0	0	0	9.0	6	3	3	0	0	6	13	0	0
2019	NEW YORK (AL)	1-0	6.93	21	1	0	0	2	24.2	34	20	19	6	2	15	34	5	1
	Scranton/WB (AAA)	5-1	3.13	18	2	0	0	3	31.2	25	15	11	3	1	13	34	3	0
2020	MIAMI (NL)	2-2	9.00	12	0	0	0	1	11.0	11	12	11	2	3	8	11	0	0
Minor League Totals		39-18	2.94	133	62	1	1	5	450.2	381	179	147	20	45	148	430	29	1
Major League Totals		3-2	6.65	43	1	0	0	3	44.2	51	35	33	8	5	29	58	5	1

CAREER PLAYOFF STATISTICS

YEAR	RND	TEAM/OPP	W-L	ERA	G	GS	CG	SHO	SV	IP	H	R	ER	HR	HB	BB	SO	WP	BK
2018	ALDS	NYY vs. BOS	0-0	27.00	1	0	0	0	0	1.0	4	3	3	0	0	1	1	1	0

CAREER FIELDING

POS	G	PO	A	E	PCT	TC	DP
P	43	2	4	0	1.000	6	1



NON-ROSTER INVITEE

WILFREDO
TOVAR

72 INF

@WTovar70

HT	5-7	WT	185	BT	R	TH	R
----	-----	----	-----	----	---	----	---

OPENING DAY AGE: 29
 BIRTHDATE: AUGUST 11, 1991
 BIRTHPLACE: SANTA TERESA DEL TUY, VZ
 RESIDES: SANTA TERESA DEL TUY, VZ
 MLB SERVICE TIME: 0 YEARS, 99 DAYS
 SIGNED BY: ISMAEL CRUZ & ROBERTO ALFONZO
 HOW OBTAINED: SIGNED AS A NON-DRAFTED FREE AGENT
 ON DECEMBER 21, 2020
 CONTRACT STATUS: SIGNED THROUGH 2021

2020 SEASON

- Was a member of the Twins' 60-player pool but did not appear in the majors.
- Batted .300 (30-100) with a .393 OBP in 27 games for Caracas in the Venezuelan Winter League during the offseason...Walked twice as much as he struck out (16 walks, eight strikeouts).

2019 SEASON

- Set career-highs at the major league level in games (31), hits (16), doubles (five), RBI (five), runs (five) and walks (five).
- Had two stints with the Angels during season: June 7-29 and August 4-26.
- Hit his first career major league double June 9 vs. Seattle.

2018 SEASON

- Reached double-digit stolen bases for the 10th consecutive season.

2017 SEASON

- Hit a career-high six home runs with Memphis (AAA)...Won the PCL title...Homered in Game 5 of the PCL Semifinals.

2016 SEASON

- Ranked third in the International League with 29 stolen bases.
- Struck out just once every 8.37 plate appearances.

2015 SEASON

- Led Las Vegas (AAA) with a career-high 30 stolen bases.

2014 SEASON

- Appeared in two major league games for the Mets in September.

2013 SEASON

- Was named a MiLB.com Organizational All-Star...Was recalled by the Mets on September 20 and made his major league debut on September 22 at Philadelphia, recording two hits, the game-tying RBI and a stolen base...Singled off Cliff Lee for his first career major league hit.

2012 SEASON

- Named a Florida State League mid-season All-Star while playing for St. Lucie (A).
- Hit a career-high 28 doubles.

CAREER BESTS

HITS, GAME

2 hits

5x, last, 8/19/19,
Los Angeles-AL at Texas

HOME RUNS, GAME

None

LEADOFF HR

None

INSIDE-THE-PARK HR

None

WALK-OFF HOME RUNS

None

PINCH-HIT HOME RUNS

None

RBI, GAME

1 RBI

7x, last, 8/21/19,
Los Angeles-AL at Texas

STOLEN BASES, GAME

1 stolen base

9/22/13 at Philadelphia

HITTING STREAK

3 games

6/9/19-6/11/19 & 8/10/19-8/14/19

GRAND SLAMS

None

TOVAR, WILFREDO

2008 SEASON

- Made his professional debut for the VSL Mets (R) at the age of 16.

BACKGROUND

- Wilfredo José Tovar Soto attended Vailes del Tuy Santa Teresa in his hometown...He is in his second stint with the Mets.
- He enjoys playing video games and watching movies.

CAREER TRANSACTIONS

- Signed by the New York Mets as a non-drafted free agent on October 12, 2007.

- On the 60-Day Disabled List, August 29, 2015, with a concussion...Missed the rest of the season.
- Signed by Minnesota as a minor league free agent on December 15, 2015.
- Signed by St. Louis as a minor league free agent on November 18, 2016.
- Signed by Los Angeles-AL as a minor league free agent on December 11, 2018.
- Signed by Minnesota as a minor league free agent on December 20, 2019.
- Signed by the New York Mets as a minor league free agent on December 21, 2020.

CAREER STATISTICS

YEAR	TEAM	AVG	G	AB	R	H	2B	3B	HR	RBI	SH	SF	HBP	BB	SO	SB	CS	SLG	OBP	E
2008	VSL Mets (R)	.203	49	153	16	31	7	1	2	11	6	0	2	12	23	7	4	.301	.269	10
2009	VSL Mets (R)	.289	12	38	3	11	3	1	0	2	0	1	0	5	3	1	1	.421	.364	5
	GCL Mets (R)	.243	38	148	21	36	5	3	0	14	1	1	3	8	19	16	8	.318	.294	14
2010	St. Lucie (A)	.246	30	118	14	29	5	1	0	6	1	0	2	3	22	4	3	.305	.276	6
	Savannah (A)	.281	44	160	12	45	10	0	0	17	2	0	3	8	12	4	5	.344	.327	9
	Brooklyn (A)	.265	18	68	11	18	2	1	0	6	3	1	3	2	9	4	3	.324	.311	3
2011	Savannah (A)	.251	131	491	70	123	21	3	2	41	3	7	8	44	53	15	9	.318	.318	20
2012	St. Lucie (A)	.284	65	218	31	62	17	1	1	23	4	1	4	29	17	12	7	.385	.377	9
	Binghamton (AA)	.254	57	193	20	49	11	2	0	27	3	4	6	11	22	2	1	.332	.308	9
2013	Binghamton (AA)	.263	133	441	70	116	14	4	4	36	3	2	7	33	49	12	7	.340	.323	11
	METS (NL)	.200	7	15	1	3	0	0	0	2	2	0	1	1	3	1	0	.200	.294	0
2014	Binghamton (AA)	.282	78	255	31	72	8	1	2	29	1	3	5	21	22	8	6	.345	.345	5
	GCL Mets (R)#	.333	2	6	0	2	1	0	0	2	0	0	0	1	1	0	1	.500	.429	0
	St. Lucie (A)#	.353	5	17	2	6	2	1	0	4	0	0	2	4	1	2	0	.588	.522	0
	METS (NL)	.000	2	3	0	0	0	0	0	0	0	0	0	0	0	0	0	.000	.000	0
2015	Las Vegas (AAA)	.283	102	357	50	101	15	1	3	42	6	1	2	22	40	30	13	.356	.327	10
2016	Rochester (AAA)	.249	125	450	49	112	24	4	1	35	5	4	3	32	59	29	9	.327	.301	17
2017	Memphis (AAA)	.253	111	360	44	91	19	0	6	31	2	1	1	27	64	19	7	.356	.306	12
2018	Memphis (AAA)	.297	108	360	41	107	15	1	5	47	0	3	2	24	42	11	5	.386	.342	10
2019	Salt Lake (AAA)	.321	85	327	53	105	17	6	4	57	0	3	0	19	45	3	6	.446	.355	14
	LOS ANGELES (AL)	.193	31	83	5	16	5	0	0	5	0	0	0	5	15	0	0	.253	.239	1
Minor League Totals		.268	1193	4160	538	1116	196	31	30	430	40	32	53	305	503	179	95	.352	.324	163
Major League Totals		.188	40	101	6	19	5	0	0	7	2	0	1	6	18	1	0	.238	.241	1

CAREER FIELDING

POS	G	PO	A	E	PCT	TC	DP
SS	39	34	78	1	.991	113	16



NON-ROSTER INVITEE

MARK

VIENTOS

87 INF

@MarkVientos_5
@mark_vientos5

HT 6-3 WT 209 BT R TH R

OPENING DAY AGE: 21
 BIRTHDATE: DECEMBER 11, 1999
 BIRTHPLACE: PEMBROKE PINES, FL
 RESIDES: PEMBROKE PINES, FL
 MLB SERVICE TIME: 0 YEARS, 0 DAYS
 SIGNED BY: CÉSAR ARANGUREN
 HOW OBTAINED: METS SECOND-ROUND PICK IN THE 2017 FIRST-YEAR PLAYER DRAFT
 CONTRACT STATUS: SIGNED THROUGH 2021

MEET THE MET

- Enjoys running on the beach in the off-season... Usually runs a few miles to clear his mind... Practices yoga in the off-season.
- Enjoys video games and playing ping pong with his friends...He has his own table.
- His favorite food is sushi.

2020 SEASON

- Was part of the Mets' 60-Player Pool at the club's Alternate Training Site in Brooklyn.

2019 SEASON

- Named the Mets Minor League Hitter of the Year...Led Columbia in doubles (27), home runs (12), and RBI (62).

2018 SEASON

- Was named a Mets Organizational All-Star by *MiLB.com*.

2017 SEASON

- Made his professional debut with the GCL Mets (R) before spending the final week of the season at Kingsport (R) of the Appalachian League.

BACKGROUND

- Mark Anthony Vientos graduated from American Heritage (FL) High School.
- Vientos attended the same high school as MLB veteran Eric Hosmer.
- At 17 years old, he was the youngest player chosen on day one of the 2017 Draft.

CAREER TRANSACTIONS

- Selected by the New York Mets in the second round of the 2017 First-Year Player Draft.

CAREER STATISTICS

YEAR	TEAM	AVG	G	AB	R	H	2B	3B	HR	RBI	SH	SF	HBP	BB	SO	SB	CS	SLG	OBP	E
2017	GCL Mets (R)	.259	47	174	22	45	12	0	4	24	0	3	2	14	42	0	2	.397	.316	6
	Kingsport (R)	.294	4	17	1	5	2	0	0	2	0	0	0	1	4	0	0	.412	.333	0
2018	Kingsport (R)	.287	60	223	32	64	12	0	11	52	0	1	1	37	43	1	0	.489	.389	13
2019	Columbia (A)	.255	111	416	48	106	27	1	12	62	0	8	8	22	110	1	4	.411	.300	23
Minor League Totals		.265	222	830	103	220	53	1	27	140	0	12	11	74	199	2	6	.429	.329	42

MOST HOME RUNS HIT BY A METS OPPONENT

Willie Stargell.....60	Willie Mays.....39	Jimmy Rollins.....33
Mike Schmidt.....49	Chase Utley.....39	Dale Murphy.....32
Chipper Jones.....49	Barry Bonds.....38	Tony Perez.....30
Ryan Howard.....48	Andre Dawson.....36	Joe Torre.....30
Willie McCovey.....48	Giancarlo Stanton.....36	Gary Sheffield.....30
Hank Aaron.....45	Billy Williams.....34	Adam LaRoche.....29
Pat Burrell.....42	Dick Allen.....33	Five players tied.....28



JONATHAN VILLAR

1 INF

@JRvillar6

@jonathanvillar2

HT 6-0 WT 233 BT S TH R

OPENING DAY AGE: 29
BIRTHDATE: MAY 2, 1991
BIRTHPLACE: LA VEGA, DR
RESIDES: LA VEGA, DR
MLB SERVICE TIME: 6 YEARS, 113 DAYS
SIGNED BY: SAL AGOSTINELLI (PHILADELPHIA)
HOW OBTAINED: SIGNED AS A FREE AGENT ON FEBRUARY 9, 2021
CONTRACT STATUS: SIGNED THROUGH 2021

MEET THE MET

- Last name is pronounced [vee-YAR].
- Played third base as a boy in the Dominican Republic...To date, he has seen more time at shortstop than any other position in his big league career... His mother, who played softball, urged him to move to that position, which she also played.

CAREER HIGHLIGHTS

- Led the majors with 62 stolen bases in 2016...He and Dee Strange-Gordon are the only active players to record a 60-steal season.
- Ranks fourth in the majors with 218 stolen bases since he broke into the big leagues in 2013.
- Is one of only two players (also, Starlin Castro) to make 300 or more starts at both second base and shortstop since 2013.

2020 SEASON

- Appeared in 52 total games for Miami (30 games) and Toronto (22 games) in the pandemic-shortened season.
- Played in four games for Águilas Cibaeñas from his native Dominican Republic in the Caribbean Series...Went 2-15 (.133) with a double and four runs scored...His club went 5-0 in the knockout stage and won the title.

POSTSEASON

- Started at second base in Game 1 of Toronto's Wild Card Series matchup at Tampa Bay...Went 0-2 with a strikeout.

2019 SEASON

- Set career-high marks with 24 home runs, 73 RBI and 111 runs scored...Ranked fifth in the AL in runs scored and third in the league with 40 stolen bases...Tied for ninth in the AL with a career-high 176 hits.
- Appeared in all 162 of Baltimore's games...Was one of five players in the majors who did not miss a game all season.

2018 SEASON

- Split his season between Milwaukee and Baltimore...Exclusively started at second base with the Brewers (74 games) and split time at second base (36 starts) and shortstop (18 starts) while with the Orioles.
- Finished fourth in the majors with 35 stolen bases...Was caught stealing just five times...Went 13-straight attempts without being caught from June 10-August 28.

CAREER BESTS

HITS, GAME

4 hits

2x, last, 8/5/19, Baltimore vs. New York-AL

HOME RUNS, GAME

2 home runs

3x, last, 6/29/17, Milwaukee at Cincinnati

LEADOFF HR

7 leadoff home runs

last, 8/6/20, Miami at Baltimore (Wade LeBlanc)

INSIDE-THE-PARK HR

None

WALK-OFF HOME RUNS

None

PINCH-HIT HOME RUNS

2 pinch-hit home runs

last, 9/4/16, Milwaukee at Pittsburgh (Juan Nicasio)

RBI, GAME

5 RBI

9/26/16, Milwaukee at Texas

STOLEN BASES, GAME

3 stolen bases

6x, last, 8/30/19, Baltimore at Kansas City

HITTING STREAK

9 games

4x, last, 6/26/19-7/6/19

GRAND SLAMS

2 grand slams

last, 5/6/19, Baltimore vs. Boston (Josh A. Smith)

2017 SEASON

- His 23 stolen bases tied for sixth in the NL.
- Batted .364 with three homers, eight RBI, three steals, a .564 slugging percentage and a .386 on-base percentage in 20 August games.

2016 SEASON

- Led the majors with a career-high 62 stolen bases...Paced the Brewers in steals, hits (168), runs (92), doubles (38), walks (79) and on-base percentage (.369).
- Was the first major leaguer to produce at least 15 homers and 60 steals in a season since Carl Crawford reached those marks in 2009 for Tampa Bay.
- Drew a walk in nine consecutive games (10 walks total) from May 24-June 1.
- Hit his first career grand slam, a pinch-hit home run on September 4 at Pittsburgh...Homed from both sides of the plate on September 7 vs. the Cubs.

2015 SEASON

- Appeared in 53 games for Houston in three stints...Spent most of the season with Fresno (AAA), where he led the Pacific Coast League with 35 stolen bases.

POSTSEASON

- Appeared as a pinch runner and scored a run in Houston's 3-0 Wild Card Game win over the Yankees.

2014 SEASON

- Made his first career Opening Day roster and started at shortstop in the Astros' opener...Stole 17 bases in 87 games for Houston.
- Also played in 51 games for Oklahoma City (AAA) and stole 24 bases.

2013 SEASON

- Made his major league debut on July 22 vs. Oakland...Batted leadoff and went 1-4 with an infield single for his first career hit.
- Led major league rookies with 18 steals.
- Recorded his first career home run on September 10 at Seattle, a leadoff blast off Joe Saunders.
- Began the year with Oklahoma City (AAA), where he posted 31 steals in 91 games.

2012 SEASON

- Led the Texas League with 39 steals and was named a mid-season All-Star for Corpus Christi (AA)...Did not play after July 13 due to a hand injury.

2011 SEASON

- Split his season between Lancaster (A) and Corpus Christi (A)...Stole a combined 34 bases.

2010 SEASON

- Was a mid- and post-season All-Star in the South Atlantic League...Was traded from Philadelphia to Houston on July 29 as part of a deal that sent RHP Roy Oswalt to the Phillies.

2008 SEASON

- Made his pro debut with the DSL Phillies (R).

BACKGROUND

- Jonathan Rafael Villar originally signed with the Phillies as a 17-year-old out of the Dominican Republic.

CAREER TRANSACTIONS

- Signed by the Philadelphia Phillies as a non-drafted free agent on May 20, 2008.
- Acquired by the Houston Astros along with OF Anthony Gose and LHP J.A. Happ from Philadelphia in exchange for RHP Roy Oswalt on July 29, 2010.
- Acquired by the Milwaukee Brewers from Houston in exchange for RHP Cy Sneed on November 19, 2015.
- On the 10-Day Disabled List, June 10-27, 2017, with a strained lower back.
- On the 10-Day Disabled List, July 15-August 2, 2018, with a sprained right thumb.
- Acquired by the Baltimore Orioles along with RHP Luis Ortiz and INF Jean Carmona from Milwaukee in exchange for INF Jonathan Schoop on July 31, 2018.
- Acquired by the Miami Marlins from Baltimore in exchange for LHP Easton Lucas on December 2, 2019.
- Acquired by the Toronto Blue Jays from Miami in exchange for a player-to-be-named-later on August 31, 2020...Toronto sent OF Griffin Conine to Miami on September 18 to complete the trade.
- Signed by the New York Mets as a free agent on February 9, 2021.

CAREER STATISTICS

YEAR	TEAM	AVG	G	AB	R	H	2B	3B	HR	RBI	SH	SF	HBP	BB	SO	SB	CS	SLG	OBP	E
2008	DSL Phillies (R)	.271	62	214	37	58	6	3	1	21	4	3	4	30	56	27	8	.341	.367	20
2009	GCL Phillies (R)	.277	31	94	14	26	7	1	0	14	1	2	1	13	24	11	2	.372	.364	5
	Williamsport (A)	.231	11	39	6	9	1	1	0	5	1	0	0	4	14	6	0	.308	.302	4
2010	Lakewood (A)	.272	100	371	61	101	18	4	2	36	13	2	8	26	103	38	13	.358	.332	42
	Lancaster (A)	.225	32	129	18	29	6	2	3	19	0	1	1	12	50	7	2	.372	.294	14
2011	Lancaster (A)	.259	47	174	26	45	7	4	4	26	3	3	2	25	56	20	6	.414	.353	13
	Corpus Christi (AA)	.231	83	324	52	75	16	2	10	26	8	2	4	29	100	14	6	.386	.301	23
2012	Corpus Christi (AA)	.261	86	326	54	85	7	2	11	50	8	4	4	35	87	39	8	.396	.336	24
2013	Okla. City (AAA)	.277	91	339	47	94	16	8	8	41	11	2	2	32	93	31	7	.442	.341	18
	HOUSTON (AL)	.243	58	210	26	51	9	2	1	8	7	0	0	24	71	18	8	.319	.321	16
2014	Okla. City (AAA)	.258	51	190	34	49	2	3	3	27	2	1	1	31	61	24	6	.347	.363	7
	HOUSTON (AL)	.209	87	263	31	55	13	2	7	27	4	1	2	19	80	17	4	.354	.267	18
2015	Fresno (AAA)	.271	70	280	59	76	13	5	5	32	3	0	3	27	77	35	9	.407	.342	18
	HOUSTON (AL)	.284	53	116	18	33	7	1	2	11	1	1	0	10	29	7	2	.414	.339	9
2016	MILWAUKEE (NL)	.285	156	589	92	168	38	3	19	63	5	4	2	79	174	62	18	.457	.369	29
2017	Wisconsin (A)	.615	4	13	2	8	1	1	0	6	0	1	0	1	3	0	1	.846	.600	1
	MILWAUKEE (NL)	.241	122	403	49	97	18	1	11	40	2	1	0	30	132	23	8	.372	.293	16
2018	Colo. Springs (AAA)	.600	3	10	4	6	0	0	1	1	0	0	0	1	1	1	0	.900	.636	0
	MILWAUKEE (NL)	.261	87	257	26	67	10	1	6	22	0	1	2	19	80	14	2	.377	.315	6
	BALTIMORE (AL)	.258	54	209	28	54	4	0	8	24	1	1	3	22	58	21	3	.392	.336	5
2019	BALTIMORE (AL)	.274	162	642	111	176	33	5	24	73	2	4	4	61	176	40	9	.453	.339	20
2020	MIAMI (NL)	.259	30	116	10	30	4	0	2	9	1	1	0	10	32	9	5	.345	.315	4
	TORONTO (AL)	.188	22	69	3	13	1	0	0	6	0	1	0	9	22	7	0	.203	.278	4
Minor League Totals		.264	671	2503	414	661	100	36	48	304	54	21	30	266	725	253	68	.390	.339	189
Major League Totals		.259	831	2874	394	744	137	15	80	283	23	15	13	283	854	218	59	.400	.327	127

CAREER PLAYOFF STATISTICS

YEAR	RND	TEAM/OPP	AVG	G	AB	R	H	2B	3B	HR	RBI	SH	SF	HBP	BB	SO	SB	CS	SLG	OBP	E
2015	ALWC	HOU vs. NYY	---	1	0	1	0	0	0	0	0	0	0	0	0	0	1	0	---	---	0
2020	ALWC	TOR vs. TB	.000	1	2	0	0	0	0	0	0	0	0	0	0	1	0	0	.000	.000	0
Postseason Totals			.000	2	2	1	0	0	0	0	0	0	0	0	0	1	1	0	.000	.000	0

CAREER FIELDING

POS	G	PO	A	E	PCT	TC	DP
2B	358	491	759	35	.973	1286	178
3B	54	40	74	16	.877	130	6
SS	406	492	1038	74	.954	1604	233
OF	15	9	1	2	.833	12	0

IN A PINCH

The Mets have had five games in franchise history where two pinch-hitters have connected for home runs in the same game. Here's a look:

Date	Opponent	Hitter	Inning	Hitter	Inning
8/15/62	Phillies	Choo Choo Coleman	6th	Jim Hickman	8th
9/17/63	Phillies	Joe Hicks	7th	Frank Thomas	9th
8/4/66	Giants	John Stephenson	8th	Ron Swoboda	9th
5/4/91	Giants	Mackey Sasser	9th	Mark Carreon	9th
5/11/97	Cardinals	Butch Huskey	9th	Carl Everett	9th



NON-ROSTER INVITEE

ARODYS

VIZCAÍNO

38 RHP

HT	6-0	WT	240	BT	R	TH	R
----	-----	----	-----	----	---	----	---

OPENING DAY AGE: 30
 BIRTHDATE: NOVEMBER 13, 1990
 BIRTHPLACE: YAGUATE, DOMINICAN REPUBLIC
 RESIDES: SAN CRISTOBAL, DOMINICAN REPUBLIC
 MLB SERVICE TIME: 6 YEARS, 168 DAYS
 SIGNED BY: ALFREDO DOMINGUEZ (NEW YORK-AL)
 HOW OBTAINED: SIGNED AS A MINOR LEAGUE FREE AGENT ON NOVEMBER 4, 2020
 CONTRACT STATUS: SIGNED THROUGH 2021

2020 SEASON

- Did not pitch.

2019 SEASON

- Appeared in four games with the Braves, earning a win and a save before undergoing season-ending surgery on his right labrum on April 17...Was traded to Seattle on May 20.

2018 SEASON

- Notched a career-high 16 saves...Converted 16 of 18 chances.
- Missed 63 games due to a pair of trips to the Disabled List for right shoulder inflammation...Was on the DL from June 21-July 3 and again from July 14-September 14.

POSTSEASON

- Combined to toss 2.0 scoreless innings with five strikeouts in the NLDS vs. the Dodgers...Earned his first career postseason save in Game 4.

2017 SEASON

- Set a career-high with 62 appearances.
- The opposition hit .199 against him...Limited opponents to a .103 (4-39) with runners in scoring positions and .050 (1-20) with RISP with two outs.
- Was one of two qualifying NL relievers to have a K/9 rate of at least 10.0 and average 15.0 pitches or fewer in an inning...Los Angeles' Kenley Jansen was the other (14.36 pitches/inning and 14.4 K/9).
- Allowed a career-high seven home runs after entering the year having surrendered just six total.

2016 SEASON

- Was on the Disabled List from July 16-August 18, with a right oblique strain and from August 28 through the end of the season with right shoulder inflammation.
- Struck out at least one batter in 20 consecutive appearances from April 14-June 5.
- Finished with a career-best 11.6 K/9 mark.

2015 SEASON

- Earned his first career save, August 6 vs. Miami...Finished the year with nine saves in 10 chances.
- Served an 80-game minor league suspension for violating MLB's Joint Drug Prevention and Treatment Program.

2014 SEASON

- Made his first appearance in the majors since undergoing "Tommy John" surgery in March of 2012 on September 6...Was his first outing since September 27, 2011 (a span of 1,075 days between MLB games).

CAREER BESTS

WIN STREAK

3 games
 9/9/17-3/29/18

LOSS STREAK

4 games
 6/7/16-7/6/16

STRIKEOUTS, GAME

3 strikeouts
 16x, last, 9/17/18 Atlanta vs. St. Louis

LONGEST OUTING

2.0 innings
 4x, last, 9/10/17, Atlanta vs. Miami

MOST WALKS, GAME

3 walks
 3x, last, 4/7/18, Atlanta at Colorado

SCORELESS STREAK

16.2 innings
 2x, last, 9/15/15-4/25/16

VIZCAINO, ARODYS

2013 SEASON

- Began the season recovering from “Tommy John” surgery he underwent in spring training of 2012... Had season-ending arthroscopic surgery on his right elbow in late May to clear out a calcium buildup...The procedure was performed by Dr. James Andrews.

2012 SEASON

- Missed the season after undergoing “Tommy John” surgery on March 20...The surgery was performed by Dr. James Andrews.

2011 SEASON

- Made his major league debut August 10 at Florida.
- Earned his first career major league win on August 16 vs. San Francisco...Tossed 2.0 scoreless innings.

2010 SEASON

- Named a South Atlantic League Mid-Season All-Star.

BACKGROUND

- Arodys Vizcaíno signed with the Yankees as a 16-year-old out of the Dominican Republic.

CAREER TRANSACTIONS

- Signed by the New York Yankees as a non-drafted free agent on July 2, 2007.
- Acquired by the Atlanta Braves along with OF Melky Cabrera and LHP Mike Dunn on December 22, 2009 in exchange for RHP Javier Vazquez and LHP Boone Logan.
- On the 60-Day Disabled List, March 26-end of the 2012 season, after undergoing “Tommy John” surgery.
- Acquired by the Chicago Cubs along with RHP Jaye Chapman on July 20, 2013 in exchange for LHP Paul Maholm and OF Reed Johnson.
- On the 60-Day Disabled List from March 27-end of 2013 season, recovering from “Tommy John” surgery.
- Acquired by the Atlanta Braves along with international bonus pool money on November 16, 2014 in exchange for INF Tommy La Stella.
- On the 15-Day Disabled List, July 16-August 18, 2016, with a right oblique strain.
- On the 15-Day Disabled List, August 28-end of the 2016 season, with right shoulder inflammation.
- On the 15- Day Disabled List, July 3-July 19, 2017, with a right index finger strain.
- On the 15-Day Disabled List, June 21-July 3, 2018, with right shoulder inflammation.
- On the 60-Day Disabled List, July 14-September 14, 2018, with right shoulder inflammation.
- On the 60-Day Disabled List, April 14-end of the 2019 season, with right shoulder inflammation.
- Acquired by the Seattle Mariners along with LHP Jesse Biddle on May 20, 2019 in exchange for LHP Anthony Swarzak and cash.
- Signed by the New York Mets as a minor league free agent on November 4, 2020.

LONGEST TEAM SCORELESS STREAKS

The club record for consecutive shutout innings is 42.0, held by the 1969 World Champions from September 23-September 28 as they were gearing up for the playoffs...Included in that streak were six shutout frames vs. St. Louis on September 23, a complete game victory by Gary Gentry over the Cards on September 24, complete game wins by Jerry Koosman and Tom Seaver at Philadelphia on September 26 and 27 and a 2-0 victory over the Phillies on September 28...Just a few weeks earlier, the same Mets pitching staff had tossed 36.0 straight shutout innings from September 10-September 13...The longest the Mets have ever been held scoreless is 39.0 innings, from September 11-September 15, 1963.

TEAM SCORELESS STREAKS

- 42.0 innings — September 23-September 28, 1969
- 36.0 innings — September 10-September 13, 1969
- 35.0 innings — May 25-May 28, 2010

CAREER STATISTICS

YEAR	TEAM	W-L	ERA	G	GS	CG	SHO	SV	IP	H	R	ER	HR	HB	BB	SO	WP	BK
2008	GCL Yankees (R)	3-2	3.68	12	6	0	0	0	44.0	38	22	18	5	1	13	48	6	1
2009	Staten Island (AA)	2-4	2.13	10	10	0	0	0	42.1	34	18	10	2	1	15	52	2	2
2010	Rome (A)	9-4	2.39	14	14	0	0	0	71.2	63	25	19	1	3	9	68	6	2
	Myrtle Beach (A)	0-0	4.61	3	3	0	0	0	13.2	16	9	7	1	1	3	11	1	1
2011	Lynchburg (A)	2-2	2.45	9	9	0	0	0	40.1	31	14	11	3	0	10	37	4	1
	Mississippi (AA)	2-3	3.81	11	8	0	0	0	49.2	44	21	21	3	3	18	55	4	1
	Gwinnett (AAA)	1-0	1.29	6	0	0	0	0	7.0	7	3	1	1	0	0	8	0	0
	ATLANTA (NL)	1-1	4.67	17	0	0	0	0	17.1	16	9	9	1	1	9	17	5	0
2014	Daytona (A)	0-0	1.00	9	0	0	0	1	9.0	6	1	1	0	0	4	10	1	0
	Tennessee (AA)	1-1	2.63	14	0	0	0	1	13.2	7	4	4	1	1	3	16	1	0
	Iowa (AAA)	0-0	5.40	17	0	0	0	0	18.1	25	11	11	1	2	11	16	1	0
	CHICAGO (NL)	0-0	5.40	5	0	0	0	0	5.0	5	3	3	1	0	3	4	0	0
2015	Rome (A)	0-0	9.00	2	0	0	0	0	2.0	4	3	2	0	0	2	4	0	0
	Mississippi (AA)	0-0	1.80	4	0	0	0	0	5.0	3	1	1	0	0	0	7	0	0
	Gwinnett (AAA)	0-0	9.00	2	0	0	0	0	2.0	3	2	2	0	0	1	3	0	0
	ATLANTA (NL)	3-1	1.60	36	0	0	0	9	33.2	27	7	6	1	0	13	37	7	0
2016	ATLANTA (NL)	1-4	4.42	43	0	0	0	10	38.2	37	25	19	3	1	26	50	3	1
	Braves (R)	0-0	0.00	1	1	0	0	0	1.0	0	0	0	0	0	0	2	0	0
	Rome (A)	0-0	9.00	1	1	0	0	0	1.0	2	1	1	0	0	0	1	0	0
2017	ATLANTA (NL)	5-3	2.83	62	0	0	0	14	57.1	42	19	18	7	2	21	64	6	0
	Gwinnett (AAA)	0-0	0.00	1	1	0	0	0	1.0	0	0	0	0	0	0	1	0	0
2018	ATLANTA (NL)	2-2	2.11	39	0	0	0	16	38.1	30	9	9	4	2	15	40	4	0
	Gwinnett (AAA)	0-0	0.00	1	0	0	0	0	1.0	0	0	0	0	0	1	0	0	0
2019	ATLANTA (NL)	1-0	2.25	4	0	0	0	1	4.0	3	1	1	1	0	3	6	0	0
Minor League Totals		20-16	3.04	117	53	0	0	2	322.2	283	135	198	18	12	90	339	26	8
Major League Totals		13-11	3.01	206	0	0	0	50	194.1	160	73	65	18	6	90	218	25	1

CAREER PLAYOFF STATISTICS

YEAR	RND	TEAM/OPP	W-L	ERA	G	GS	CG	SHO	SV	IP	H	R	ER	HR	HB	BB	SO	WP	BK
2018	NLCS	ATL vs. LAD	0-0	0.00	2	0	0	0	1	2.0	1	0	0	0	0	1	6	1	0

MAJOR LEAGUE HITTING TOTALS

YEAR	TEAM	AVG.	G	AB	R	H	2B	3B	HR	RBI	SH	SF	HBP	BB	SO	SB	CS	SLG	OBP	E
2020	TOTAL	---	0	0	0	0	0	0	0	0	0	0	0	0	0	0	0	---	---	0
Career Totals		---	206	0	0	0	0	0	0	0	0	0	0	0	0	0	0	---	---	4

CAREER FIELDING

POS	G	PO	A	E	PCT	TC	DP
P	206	10	12	4	.846	26	0

PITCHERS BATTING RECORDS

GAME

Most Hits — 3

Many times, last, Steven Matz
June 28, 2015 vs. Cincinnati

Most Home Runs — 2

Walt Terrell, August 6, 1983 at Chicago- NL
Noah Syndergaard,

May 11, 2016 at Los Angeles-NL

Most RBI — 4

eight times, last, Noah Syndergaard,
May 11, 2016 at Los Angeles-NL

SEASON

Most Hits — 21

Dwight Gooden (1985)

Most Home Runs — 3

Tom Seaver (1972), Walt Terrell (1983) &
Noah Syndergaard (2016)

Most RBI — 10

Tom Seaver (1970)



TAIJUAN WALKER

99 RHP

@tai_walker
@tskywalk44

HT 6-4 WT 255 BT R TH R

OPENING DAY AGE: 28
BIRTHDATE: AUGUST 13, 1992
BIRTHPLACE: SHREVEPORT, LA
RESIDES: PARADISE VALLEY, AZ
MLB SERVICE TIME: 6 YEARS, 142 DAYS
SIGNED BY: JOHN RAMEY (SEATTLE)
HOW OBTAINED: SIGNED AS A FREE AGENT ON FEBRUARY 20, 2021
CONTRACT STATUS: SIGNED THROUGH 2022 WITH A PLAYER OPTION FOR 2023

MEET THE MET

- Enjoys drinking wine...After the news of his deal with the Mets began to break, Walker posted a photo of a bottle of GTS wine, produced at Seaver Vineyards in California.
- Wore 00 on his jersey in Toronto in 2020, but passed on the opportunity to wear 00 in New York...He wanted to leave 00 to Mr. Met...Instead, he is the second Met to don a #99 jersey, after Turk Wendell, who wore the number from 1997-2001... Wendell sent Walker a package with black licorice, a shark tooth necklace and a toothbrush, all of which were commonly eaten, worn and used by him during his career.
- Is one of about a dozen Major League Baseball players to represent the Jordan brand.
- His favorite athlete growing up was Kobe Bryant...His favorite baseball player was José Reyes and he rooted for the Mets because of him...Even tried to emulate Reyes as a switch-hitter.
- Is focused on helping children in foster care...Has previously worked with Arizona Helping Hands to help fund essential needs for foster children.
- Learned to cook during the COVID lockdown...Grills a mean steak and loves to make tacos.
- Played basketball in high school...Averaged 15 points and 11 rebounds per game at Yucaipa (CA) High School...Played shortstop on his high school baseball team.

2020 SEASON

- Acquired by the Blue Jays from the Mariners on August 27... From that point through the end of the season, ranked second in the majors (min. 25.0 innings) with a 1.37 ERA.
- Among AL pitchers with at least 50.0 innings pitched, ranked tied for seventh in ERA (2.70), 11th in opponents' average (.214) and 12th in hits per nine innings (7.26).
- Went 2-1 with a 1.37 ERA (four earned runs/26.1 innings) in six starts with Toronto...Was 2-2 with a 4.00 ERA (12 earned runs/27.0 innings) in five starts with Seattle.
- Retired all nine batters faced while striking out four in his last start, a tuneup for the playoffs on September 25 vs. Baltimore.
- Made his Blue Jays debut on August 29 vs. Baltimore...Earned the win with 6.0 scoreless innings in what was the 100th start of his career.
- Became the 2nd player in Blue Jays history to wear 00, joining Cliff Johnson (1983-1986).

CAREER BESTS

WIN STREAK
5 games
6/10/15-7/1/15

LOSS STREAK
4 games
8/23/16-9/3/16

STRIKEOUTS, GAME
11 strikeouts
6x, last, 4/27/17, Arizona vs. San Diego

DOUBLE-DIGIT STRIKEOUT GAMES
8 games
last, 9/1/17, Arizona at Colorado

LONGEST OUTING, STARTER
9.0 innings
2x, last, 9/13/16, Seattle at Los Angeles-AL

LONGEST OUTING, RELIEVER
6.0 innings
9/1/14, Seattle at Oakland

MOST WALKS, GAME
6 walks
7/23/14, Seattle vs. Mets

SCORELESS STREAK
13.0 innings
6/26/15-7/7/15

LAST COMPLETE GAME
9/13/16, Seattle at Los Angeles-AL
(Won, 8-0)

LAST COMPLETE-GAME SHUTOUT
9/13/16, Seattle at Los Angeles-AL
(Won, 8-0)

FEWEST HITS, COMPLETE-GAME
1 hit
7/31/15, Seattle at Minnesota
(Won, 6-1)

2019 SEASON

- Spent nearly the entire season on the Injured List as he recovered from Tommy John surgery... Was activated on the final day of the season and made a start that afternoon vs. San Diego (1.0 IP, H, K).

2018 SEASON

- Injured his right elbow in his third start of the season on April 14 at Los Angeles-NL... Underwent Tommy John surgery, performed by Dr. David Altchek, on April 25, 2018... Missed the rest of the season.

2017 SEASON

- Posted a career-best 3.49 ERA while matching his career-best with a .247 opponent average (also, 2016).
- In his 15 starts against NL West Division rivals, the D-backs went 10-5... He was 8-3 with a 2.94 ERA, a .230 opponent average and 86 strikeouts during those games.
- Hit his first career home run in his first game back off the Paternity List vs. Atlanta on July 25, a 455-foot shot off Mike Foltynewicz.
- With runners in scoring position, held opponents to a .199 (30-151) average, the third-best mark in the NL and tied for fifth in the majors.

POSTSEASON

- Started Game 1 of the NLDS vs. Los Angeles-NL... Exited the game after allowing four runs on four hits in 1.0 inning.

2016 SEASON

- Posted a 1.44 ERA (four earned runs/25.0 innings) in April.
- Recorded his first career complete-game shutout, a three-hitter, on September 13 at Los Angeles-AL... Struck out 11 and did not walk a batter in 9.0 innings pitched... Retired the first 17 batters of the game before Kaleb Cowart reached on an error with two outs in the sixth... Allowed his first hit to Kole Calhoun leading off the seventh inning... Was his third career complete game.

2015 SEASON

- Ranked 11th in the AL with 8.33 strikeouts per nine innings.
- Went 10-3 with a 3.62 ERA (51 earned runs/126.2 innings) in his final 20 starts after going 1-5 with a 7.33 ERA (35 earned runs/43.0 innings)... Seattle was 15-5 in his last 20 starts and 2-7 in his first nine.
- Recorded a one-hitter on July 31 at Minnesota in which he allowed just a solo homer with a career-high-tying 11 strikeouts.

- Shut down for the season to limit his inning count after his start on September 14... Pitched 169.2 innings, the most innings in any of his professional seasons.

2014 SEASON

- Made eight appearances (five starts) in three stints with the Mariners... Posted a 2.83 ERA (nine earned runs/28.2 innings) as a starter and a 1.93 ERA (two earned runs/9.1 innings) in his three relief outings.
- Threw his first career complete game in a 1-0 loss on September 24 at Toronto (8.0 innings).
- Was the PCL Pitcher of the Week for June 23-29.
- Prior to the season rated as the No. 6 (*MLB.com*), No. 8 (*Baseball Prospectus*) and No. 11 (*Baseball America*) prospect in baseball.

2013 SEASON

- Made his first career start on August 30 at Houston... At 21 years, 17 days old, he became the youngest starting pitcher in Mariners history to win his major league debut.
- Was named the Mariners Minor League Starting Pitcher of the Year... For the second-straight season, was named to the Southern League All-Star team and pitched in the All-Star Futures game, this time at Citi Field.
- Was the Pacific Coast League Pitcher of the Week for the period of August 19-25.
- Was the youngest player in the PCL and the second-youngest player in Triple-A overall.
- Listed by *MLB.com* as the No. 2 right-handed pitching prospect in baseball.

2012 SEASON

- Was named a Southern League All-Star and pitched in the All-Star Futures Game at Kauffman Stadium in Kansas City.

2011 SEASON

- Was named the Mariners' Minor League Pitcher of the Year... After the season, was dubbed the top prospect in the Midwest League by *Baseball America*.

2010 SEASON

- Began his pro career with the AZL Mariners (R)

BACKGROUND

- Taijuan Emmanuel Walker graduated from Yucaipa (CA) High School in 2010.
- Is married to his wife, Heather... They have two children.

CAREER TRANSACTIONS

- Selected by the Seattle Mariners (43rd overall) in the first round of the 2010 First-Year Player Draft.
- On the 15-Day Disabled List, March 21-June 10, 2014, with a right shoulder impingement.
- On the 15-Day Disabled List, July 6-August 6, 2016, with right foot tendinitis.
- Acquired by the Arizona Diamondbacks from Seattle along with INF Ketel Marte in exchange for LHP Zac Curtis, OF Mitch Haniger and INF Jean Segura on November 23, 2016.
- On the 10-Day Disabled List, May 20-June 14, 2017, with a right index finger blister.
- On the Paternity Leave List from July 20-23, 2017.
- On the 10-Day Disabled List, April 15, 2018, with right forearm inflammation...Transferred to the 60-Day Disabled List on May 4, 2018...Missed the remainder of the season.
- On the 60-Day Injured List, February 13-September 29, 2019, recovering from Tommy John surgery.
- Signed by Seattle as a free agent on February 12, 2020.
- Acquired by the Toronto Blue Jays from Seattle in exchange for a player-to-be-named-later or cash considerations on August 27, 2020.
- Signed by the New York Mets as a free agent to a two-year contract with a player option for 2023 on February 20, 2021.

CAREER STATISTICS

YEAR	TEAM	W-L	ERA	G	GS	CG	SHO	SV	IP	H	R	ER	HR	HB	BB	SO	WP	BK
2010	AZL Mariners (R)	1-1	1.29	4	0	0	0	0	7.0	2	3	1	0	1	3	9	3	0
2011	Clinton (A)	6-5	2.89	18	18	1	0	0	96.2	69	33	31	4	3	39	113	6	2
2012	Jackson (AA)	7-10	4.69	25	25	0	0	0	126.2	124	70	66	12	12	50	118	5	0
2013	Jackson (AA)	4-7	2.46	14	14	0	0	0	84.0	58	31	23	6	6	30	96	4	0
	Tacoma (AAA)	5-3	3.61	11	11	0	0	0	57.1	54	25	23	5	2	27	64	2	0
	SEATTLE (AL)	1-0	3.60	3	3	0	0	0	15.0	11	7	6	0	0	4	12	0	0
2014	High Desert (A)#	0-0	2.08	1	1	0	0	0	4.1	4	2	1	0	0	1	7	0	0
	Jackson (AA)#	1-0	0.00	1	1	0	0	0	5.0	3	0	0	0	0	1	10	1	0
	Tacoma (AAA)#	6-4	4.81	14	14	1	1	0	73.0	68	40	39	13	7	25	74	1	0
	SEATTLE (AL)	2-3	2.61	8	5	1	0	0	38.0	31	12	11	2	3	18	34	2	1
2015	SEATTLE (AL)	11-8	4.56	29	29	1	0	0	169.2	163	92	86	25	9	40	157	4	1
2016	SEATTLE (AL)	8-11	4.22	25	25	1	1	0	134.1	129	75	63	27	8	37	119	4	1
	Tacoma (AAA)#	1-0	3.60	3	3	0	0	0	15.0	12	6	6	1	1	8	6	1	0
2017	ARIZONA (NL)	9-9	3.49	28	28	0	0	0	157.1	148	76	61	17	9	61	146	7	1
2018	ARIZONA (NL)	0-0	3.46	3	3	0	0	0	13.0	15	5	5	1	0	5	9	0	0
2019	ARIZONA (NL)	0-0	0.00	1	1	0	0	0	1.0	1	0	0	0	0	0	1	0	0
2020	SEATTLE (AL)	2-2	4.00	5	5	0	0	0	27.0	21	13	12	5	3	8	25	0	0
	TORONTO (AL)	2-1	1.37	6	6	0	0	0	26.1	22	10	4	3	1	11	25	1	0
Minor League Totals		31-30	3.65	91	87	2	1	0	469.0	394	210	190	41	32	184	497	23	
Major League Totals		35-34	3.84	108	105	3	1	0	581.2	541	290	248	80	33	184	528	18	4

- rehabilitation assignment

CAREER PLAYOFF STATISTICS

YEAR	RND	TEAM/OPP	W-L	ERA	G	GS	CG	SHO	SV	IP	H	R	ER	HR	HB	BB	SO	WP	BK
2017	NLDS	ARI vs. LAD	0-1	36.00	1	1	0	0	0	1.0	4	4	4	1	0	2	3	0	0

MAJOR LEAGUE HITTING TOTALS

YEAR	TEAM	AVG	G	AB	R	H	2B	3B	HR	RBI	SH	SF	HB	BB	SO	SB	CS	SLG	OBP	E
2020	TOTALS	.---	11	0	0	0	0	0	0	0	0	0	0	0	0	0	0	---	---	1
Career Totals		.200	60	65	6	13	2	0	1	6	2	0	0	1	25	0	0	.277	.212	10

Last Home Run — July 25, 2017, Arizona vs. Atlanta

Most Hits, Game — 2, 2x, last, July 25, 2017, Arizona vs. Atlanta

Most RBI, Game — 1, 6x, last, September 6, 2017, Arizona at Los Angeles-NL

CAREER FIELDING

POS	G	PO	A	E	PCT	TC	DP
P	108	33	71	10	.912	114	4



NON-ROSTER INVITEE

TOM

WINDLE

83 LHP

@tomwindle38
@tomwindle38

HT 6-4 WT 230 BT L TH L

OPENING DAY AGE: 29
 BIRTHDATE: MARCH 10, 1992
 BIRTHPLACE: MAPLE GROVE, MN
 RESIDES: MAPLE GROVE, MN
 MLB SERVICE TIME: 0 YEARS, 0 DAYS
 SIGNED BY: CHET SERGO (LOS ANGELES-NL)
 HOW OBTAINED: SIGNED AS A MINOR LEAGUE FREE AGENT ON DECEMBER 21, 2020
 CONTRACT STATUS: SIGNED THROUGH 2021

WINDLE, TOM

2020 SEASON

- Did not pitch due to the cancellation of the minor league season.

2019 SEASON

- Allowed just two home runs in 52.2 innings (0.34 HR/9)...Held right-handed hitters to a .197 average (27-137).
- Began the season in the Phillies system...Signed by Boston on August 26.

2018 SEASON

- Ranked tied for third in the International League in games and tied for sixth in wins.
- Did not allow a run in eight June games (10.1 innings).

2017 SEASON

- Following the All-Star break, posted a 2.86 ERA over 17 games (28.1 innings)

2016 SEASON

- Averaged over one strikeout per inning pitched (9.38 K/9).
- Was on the Disabled List from June 27-July 20 with a right ankle sprain.

2015 SEASON

- Switched to the bullpen on June 30...Had a 5.35 ERA as a starter and a 1.69 ERA in 20 relief outings.

2014 SEASON

- Finished third in the California league with 12 wins...Won five-straight starts from June 12-July 7.
- Was named the fifth-best prospect in the Phillies organization by *Baseball America*.

2013 SEASON

- Began his pro career with Great Lakes (A).

BACKGROUND

- Thomas (Tom) Joseph Windle graduated from Osseo (MN) High School before attending the University of Minnesota.
- Was named to the 2013 All-Big Ten First Team.
- Spun a no-hitter vs. Western Illinois on March 8, 2013, Minnesota's first no-hitter since 1931.

CAREER TRANSACTIONS

- Selected by the Los Angeles Dodgers in the second round of the 2013 First-Year Player Draft.
- Acquired by Philadelphia from Los Angeles-NL with RHP Zach Eflin in exchange for INF Jimmy Rollins on December 19, 2014.
- Signed by Boston as a minor league free agent on August 26, 2019.
- Signed by the New York Mets as a minor league free agent on December 21, 2020.

CAREER STATISTICS

YEAR	TEAM	W-L	ERA	G	GS	CG	SHO	SV	IP	H	R	ER	HR	HB	BB	SO	WP	BK
2013	Great Lakes (A)	5-1	2.68	13	12	0	0	0	53.2	50	19	16	2	2	20	51	4	0
2014	Rancho Cucamonga (A)	12-8	4.26	26	25	0	0	0	139.1	147	82	66	14	6	44	111	11	2
2015	Reading (AA)	4-5	4.35	34	14	0	0	0	97.1	98	56	47	6	1	51	64	9	0
2016	Reading (AA)	1-1	5.68	25	0	0	0	0	31.2	39	21	20	5	1	14	33	6	0
	GCL Phillies (R)	0-0	0.00	4	0	0	0	0	4.0	4	0	0	0	0	2	5	1	0
	Clearwater (A)	0-1	4.09	14	0	0	0	1	22.0	17	10	10	1	0	10	21	2	0
2017	Reading (AA)	3-2	4.24	36	0	0	0	2	51.0	37	26	24	4	3	21	44	6	1
2018	Lehigh Valley (AAA)	9-4	4.17	50	0	0	0	3	54.0	48	30	25	6	5	28	52	5	0
2019	Lehigh Valley (AAA)	7-2	4.26	42	0	0	0	0	50.2	42	30	24	2	6	32	51	9	1
	Lowell (A)	0-0	0.00	2	0	0	0	0	2.0	1	0	0	0	0	0	2	1	0
Minor League Totals		41-24	4.13	246	51	0	0	6	505.2	483	274	232	40	24	222	434	54	4



JORDAN YAMAMOTO

45 RHP

[@jyamaz50](#)
[@jyamamoto_23](#)

HT **5-11** WT **211** BT **R** TH **R**

OPENING DAY AGE: **24**
BIRTHDATE: **MAY 11, 1996**
BIRTHPLACE: **HONOLULU, HI**
RESIDES: **JUPITER, FL**
MLB SERVICE TIME: **0 YEARS, 154 DAYS**
SIGNED BY: **JOSH BELOVSKY (MILWAUKEE)**
HOW OBTAINED: **ACQUIRED FROM MIAMI IN EXCHANGE FOR INF FEDERICO POLANCO ON FEBRUARY 1, 2021**
CONTRACT STATUS: **ARBITRATION ELIGIBLE AFTER 2022. FREE AGENT AFTER 2026**

MEET THE MET

- Has many hobbies outside of baseball...Loves to draw and designs custom shoes (@kix_by_yama on Instagram)...Also enjoys clay sculpting and DIY home improvements.
- Is passionate about hair cutting...He has served as the team barber for his minor league clubs and during his Arizona Fall League stint in 2018...You can see some of his cuts on Instagram at @cutz_by_yama.
- Is a graduate of the Saint Louis School in Honolulu, Hawaii... Other notable athletic alumni from that high school include former New York Met Benny Agbayani and 2011 AL All-Star Brandon League as well as Heisman winners and current NFL quarterbacks Tua Tagovailoa and Marcus Mariota.

2020 SEASON

- Made four appearances (three starts) and allowed at least three runs in each outing.
- Allowed a career-high 11 hits, 13 runs (12 earned) and four home runs in his last appearance of the year, September 9 at Atlanta, in a 29-9 Marlins loss.

2019 SEASON

- Made his major league debut on June 12, throwing 7.0 shutout innings against the Cardinals at Marlins Park...He followed that outing with another 7.0 scoreless frames, also against St. Louis, this time at Busch Stadium...He was just the second pitcher since 1893 to have each of his first two career outings be a scoreless start against the same opponent.
- Was one of the majors' best pitchers in the weeks following his debut, going 4-0 with a 1.59 ERA (six earned runs/34.0 innings) in his first six starts...Allowed four hits or fewer in each of his first eight career starts, making him the first pitcher to accomplish that feat according to Elias (excluding openers).
- After winning four of his first six career starts, went 0-5 with an 8.13 ERA (31 earned runs/34.1 innings) in his next seven starts before landing on the Injured List...After returning from a strained right forearm, finished his season with two starts, recording a 1.74 ERA (two earned runs/10.1 innings) in that span.
- His average against (.191) and hits per nine innings (6.18) ratio ranked third in the majors (min. 15 starts), behind Houston's Justin Verlander (.172, 5.53 H/9) and Gerrit Cole (.186, 6.02 H/9)...He allowed four hits or fewer in 11 of his 15 outings.
- Did not allow a home run until his seventh start, July 21 at Los Angeles-NL.

2018 SEASON

- Combined to go 6-1 with a 1.83 ERA (14 earned runs/68.2 innings) in 13 starts at three levels of the Marlins organization, including a rehab stint with the GCL Marlins (R)...Fanned 85 and walked just 14 in those 68.2 innings.

CAREER BESTS

WIN STREAK

4 games
6/12/19-7/16/19

LOSS STREAK

6 games
7/21/19-present

STRIKEOUTS, GAME

10 strikeouts
9/26/19, Miami at Mets

DOUBLE-DIGIT STRIKEOUT

GAMES
1 game
10, 9/26/19, Miami at Mets

LONGEST OUTING, STARTER

7.0 innings
2x, last, 6/18/19, Miami at St. Louis

MOST WALKS, GAME

4 walks
3x, last, 8/24/19, Miami vs. Philadelphia

SCORELESS STREAK

14.0 innings
6/12/19-6/18/19

- Was the Florida State League Pitcher of the Week for June 18-24 after recording a career-high 13 punchouts in 7.0 shutout frames on June 20 vs. Florida...Whiffed a dozen hitters two starts later on July 2 vs. Florida and was promoted to Double-A for the first time in his career following that outing.
- Made six starts for Salt River in the Arizona Fall League, going 3-0 with a 2.08 ERA (six earned runs/26.0 innings)...Ranked tied for second in the league in wins and fourth in strikeouts (27) and innings pitched.
- Started the AFL Championship Game against Peoria and tossed 4.0 shutout innings, allowing two hits and five walks, while striking out six. Peoria rallied for two runs in bottom of the ninth and won the game, 3-2, in the 10th.

2017 SEASON

- His last 11 appearances of the season were all starts...Overall as a starter (18 games), went 8-4 with a 2.27 ERA (25 earned runs/99.0 innings).
- Was the Carolina League Pitcher of the Week for August 28-September 4...Won both of his starts and did not allow a run in 14.0 innings with 14 strikeouts and two walks.

2016 SEASON

- Finished second in the Midwest League with 152 strikeouts.

2015 SEASON

- Picked up his first professional win on July 16 at Grand Junction and earned his first pro save in his next outing, July 21 vs. Orem.

2014 SEASON

- Made his pro debut for the AZL Brewers (R).

BACKGROUND

- Jordan Michael Michiru Yamamoto graduated from The Saint Louis School in Honolulu...He was committed to the University of Arizona before signing with Milwaukee.
- Yamamoto is one of 46 players born in Hawaii all-time to make the majors...Including Yamamoto, six Hawaiian-born players played in MLB in 2020: Rico Garcia (San Francisco), Isiah Kiner-Falefa (Texas), Kurt Suzuki (Washington), Kolten Wong (St. Louis), Kirby Yates (San Diego) and Yamamoto (Miami)... When Yamamoto made his Major League debut on June 12, 2019, he became the third player from Hawaii to play for the Marlins, joining Charlie Hough and Justin Wayne.

CAREER TRANSACTIONS

- Selected by the Milwaukee Brewers in the 12th round of the 2014 First-Year Player Draft.
- Acquired by the Miami Marlins from Milwaukee along with OF Lewis Brinson, INF Isan Díaz and OF Monte Harrison in exchange for OF Christian Yelich on January 25, 2018.
- On the 10-Day Injured List, August 28-September 21, 2019, with a strained right forearm.
- Acquired by the New York Mets from Miami in exchange for INF Federico Polanco on February 1, 2021.

CAREER STATISTICS

YEAR	TEAM	W-L	ERA	G	GS	CG	SHO	SV	IP	H	R	ER	HR	HB	BB	SO	WP	BK
2014	AZL Brewers (R)	0-1	4.57	10	3	0	0	0	21.2	22	12	11	3	0	13	22	2	1
2015	Helena (R)	1-6	7.84	14	11	0	0	1	62.0	99	59	54	12	5	22	59	10	0
2016	Wisconsin (A)	7-8	3.82	27	18	0	0	0	134.1	130	61	57	6	2	31	152	7	1
2017	Carolina (A)	9-4	2.51	22	18	2	1	1	111.0	91	36	31	8	7	30	113	4	2
2018	Jupiter (A)	4-1	1.55	7	7	0	0	0	40.2	26	8	7	0	3	8	47	4	0
	Jacksonville (AA)	1-0	2.12	3	3	0	0	0	17.0	12	6	4	1	1	4	23	0	0
	GCL Marlins (R)	1-0	2.45	3	3	0	0	0	11.0	5	3	3	1	0	2	15	0	0
2019	Jacksonville (AA)	3-5	3.58	12	12	0	0	0	65.1	53	27	26	7	7	25	64	2	0
	MIAMI (NL)	4-5	4.46	15	15	0	0	0	78.2	54	42	39	11	5	36	82	5	0
2020	MIAMI (NL)	0-1	18.26	4	3	0	0	0	11.1	27	24	23	8	0	7	13	0	0
Minor League Totals		26-25	3.75	98	75	2	1	2	463	438	212	193	38	25	135	495	29	4
Major League Totals		4-6	6.20	19	18	0	0	0	90.0	81	66	62	19	5	43	95	5	0

MAJOR LEAGUE HITTING TOTALS

YEAR	TEAM	AVG	G	AB	R	H	2B	3B	HR	RBI	SH	SF	HBP	BB	SO	SB	CS	SLG	OBP	E
2019	MIAMI (NL)	.048	16	21	0	1	0	0	0	1	4	0	0	1	9	0	0	.048	.091	1

CAREER FIELDING

POS	G	PO	A	E	PCT	TC	DP
P	19	5	8	1	.929	14	1



DANIEL ZAMORA

73 LHP

[@Daniel_Zamora32](#)
[@danieljz32](#)

HT 6-2 **WT** 198 **BT** L **TH** L

OPENING DAY AGE: 27
BIRTHDATE: APRIL 15, 1993
BIRTHPLACE: LOMA LINDA, CA
RESIDES: LA PLUENTE, CA
MLB SERVICE TIME: 0 YEARS, 118 DAYS
SIGNED BY: STEVE SKINAR (PITTSBURGH)
HOW OBTAINED: ACQUIRED FROM THE PITTSBURGH PIRATES ALONG WITH CASH IN EXCHANGE FOR LHP JOSH SMOKER ON JANUARY 31, 2018
CONTRACT STATUS: ARBITRATION ELIGIBLE AFTER 2022, FREE AGENT AFTER 2025

MEET THE MET

- Attended Stony Brook University on Long Island.....Ate at local establishments Long Island Bagel Cafe and Seaport Deli often.
- Enjoys golfing, fishing and barbecuing.
- He and his wife, Courtney, have two daughters: Adeline, 2, and Tegan, born during the 2020 offseason.

2020 SEASON

- Was part of the Mets' 60-player pool at the club's Alternate Site in Brooklyn, but did not appear on the major league roster.

2019 SEASON

- Made a career-high 17 appearances.
- Did not allow an earned run in 11.0 innings pitched at Citi Field.

2018 SEASON

- Had his contract selected from Binghamton (AA) of the Eastern League on August 17.
- Made his major league debut on August 17 at Philadelphia.
- Stranded 12 of 14 inherited runners.
- Twelve of his final 16 outs came via the strikeout, including eight in a row from August 31-September 15... Overall, had 16 strikeouts in 9.0 major league innings.
- Earned his first major league win on September 29 vs. Miami with 1.0 scoreless inning.
- Retired Bryce Harper with the bases loaded on September 23 at Washington in an 8-6 victory.
- Named to the mid-season Eastern League All-Star team.

2017 SEASON

- Named to the Mid-Season Florida State League All-Star team.
- Had a 1.86 ERA (11 earned runs/53.1 innings) with 61 strikeouts in 37 games with Bradenton (A).

2016 SEASON

- Racked up 45 strikeouts in 39.0 innings at West Virginia (A) of the South Atlantic League.

BACKGROUND

- Daniel James Zamora graduated from Bishop Amat (CA) High School.
- Pitched for Stony Brook (NY) in 2013 and 2015 but missed his sophomore year due to left shoulder surgery...Became the fifth player in the Seawolves' baseball program's history to reach the majors.
- Named first team All-America East Conference in 2015 to help Stony Brook capture the league regular season and tournament championship...Named to the America East All-Rookie team as freshman.

CAREER BESTS

WIN STREAK

1 game
9/29/18

LOSS STREAK

1 game
9/1/19-present

STRIKEOUTS, GAME

4 strikeouts
9/15/18 at Boston

LONGEST OUTING, RELIEVER

1.1 innings
2x, last, 9/15/18 at Boston

MOST WALKS, GAME

1 walk
8x, last, 9/12/19 vs. Arizona

SCORELESS STREAK

7.2 innings
9/4/18-5/10/19

CAREER TRANSACTIONS

- Selected by the Pittsburgh Pirates in the 40th round in the 2015 First-Year Player Draft.

- Acquired by the New York Mets from Pittsburgh along with cash in exchange for LHP Josh Smoker on January 31, 2018.

CAREER STATISTICS

YEAR	TEAM	W-L	ERA	G	GS	CG	SHO	SV	IP	H	R	ER	HR	HB	BB	SO	WP	BK
2015	West Virginia (A)	1-0	2.66	14	0	0	0	2	20.1	21	6	6	1	0	4	25	1	0
2016	West Virginia (A)	3-2	3.46	21	0	0	0	1	39.0	32	15	15	2	0	15	45	1	0
2017	Bradenton (A)	2-4	1.86	37	0	0	0	9	53.1	48	17	11	2	1	17	61	1	0
	Altoona (AA)	0-0	0.00	2	0	0	0	0	3.0	2	0	0	0	0	2	2	0	0
2018	Binghamton (AA)	1-1	3.48	40	1	0	0	2	51.2	37	20	20	3	1	16	69	1	0
	METS	1-0	3.00	16	0	0	0	0	9.0	6	3	3	1	1	3	16	0	0
2019	Syracuse (AAA)	2-1	4.20	29	0	0	0	4	30.0	26	14	14	1	0	7	36	2	0
	METS	0-1	5.19	17	0	0	0	0	8.2	10	5	5	1	1	5	8	0	0
Minor League Totals		9-8	3.01	143	1	0	0	18	197.1	166	72	66	9	2	61	238	6	0
Major League Totals		1-1	4.08	33	0	0	0	0	17.2	16	8	8	2	2	8	24	0	0

rehabilitation assignment

MAJOR LEAGUE HITTING TOTALS

YEAR	TEAM	AVG	G	AB	R	H	2B	3B	HR	RBI	SH	SF	HBP	BB	SO	SB	CS	SLG	OBP	E
2019	METS	.000	17	0	0	0	0	0	0	0	0	0	0	0	0	0	0	.000	.000	0
Career Totals		.000	33	0	0	0	0	0	0	0	0	0	0	0	0	0	0	.000	.000	0

CAREER FIELDING

POS	G	PO	A	E	PCT	TC	DP
P	33	0	2	0	1.000	2	0

1-0 LOSSES DECIDED BY A HOME RUN

Date	Opponent	Inning	Opponent Batter	Mets Pitcher
7/10/63	vs. Los Angeles	8	Johnny Roseboro	Carl Willey
7/27/63	at Houston	8	Johnny Bateman	Roger Craig
9/2/63 (2)	vs. Cincinnati	1	Pete Rose	Jay Hook
5/5/65	vs. Philadelphia	6	Jim Bunning*	Warren Spahn
5/28/66	vs. Philadelphia	7	Bill White	Bob Friend
4/13/68	at Los Angeles	2	Ron Fairly	Don Cardwell
8/17/68	vs. Houston	6	Jimmy Wynn	Jim McAndrew
5/20/71	at Philadelphia	2	Deron Johnson	Gary Gentry
9/16/71	vs. Chicago	8	Juan Pizarro*	Tom Seaver
4/17/73	vs. Chicago	4	Rick Monday	Tom Seaver
6/7/74	at Houston	2	Lee May	Harry Parker
7/17/76	vs. Houston	1	Cesar Cedeño	Tom Seaver
7/28/76	vs. Pittsburgh	13	Richie Hebner	Ken Sanders
4/26/78	vs. Pittsburgh	11	Ed Ott	Bob Myrick
6/4/80	vs. St. Louis	10	Ken Reitz	Neil Allen
6/8/85	vs. St. Louis	9	Tommy Herr	Tom Gorman
9/11/85	vs. St. Louis	10	Cesar Cedeño	Jesse Orosco
7/28/90	vs. St. Louis	7	Willie McGee	David Cone
9/9/97	vs. Philadelphia	8	Rico Brogna	Dave Mlicki
6/16/03	at Florida	3	Ivan Rodriguez	Tom Glavine
9/18/03	vs. Montreal	3	Todd Zeile	Steve Trachsel
9/19/04	at Pittsburgh	3	Humberto Cota	Aaron Heilman
4/9/16	vs. Philadelphia	5	Ryan Howard	Bartolo Colon
9/14/16	at Washington	7	Wilson Ramos	Fernando Salas
5/1/19	vs. Cincinnati	9	José Iglesias	Edwin Díaz

* Pitcher



**SCOUTING &
MINOR LEAGUES**

SCOUTING STAFF

PROFESSIONAL SCOUTING

Bryn Alderson.....	Director, Professional Scouting
Jeff Lebow.....	Assistant Director, Professional Scouting
Jason Stein.....	Assistant, Professional Scouting
Jaymie Bane.....	Okemos, MI
Conor Brooks.....	Dorchester, MA
Jason Davis.....	Stone Mountain, GA
Pat Jones.....	Bradenton, FL
David Keller.....	Houston, TX
Jim Kelly.....	Sea Cliff, NY
Bon Kim.....	Seoul, South Korea
Joseph Kowal.....	Yardley, PA
Ash Lawson.....	Athens, TN
Chad MacDonald.....	Arlington, TX
Shaun McNamara.....	Providence, RI
Andy Pratt.....	Peoria, AZ
Roy Smith.....	Chicago, IL
Rudy Terrasas.....	Santa Fe, TX
Ernie Young.....	Scottsdale, AZ

AMATEUR SCOUTING

Thomas Tanous.....	Vice President, Amateur and International Scouting
Marc Tramuta.....	Director, Amateur Scouting
Bryan Hayes.....	Assistant Director, Amateur & International Scouting
Tom Fleischman.....	Assistant, Amateur & International Scouting

CROSSCHECKERS

Nathan Beuster.....	Regional Supervisor, Midwest (Shawnee, KS)
Tom Clark.....	Underclass Supervisor (Shrewsbury, MA)
Chris Hervey.....	Pitching Crosschecker (Ann Arbor, MI)
Ron Hopkins.....	Special Assignment Scout (Seattle, WA)
Tyler Holmes.....	Regional Supervisor, West (Roseville, CA)
Mike Ledna.....	East Coast Supervisor/National Crosschecker (Orange Park, FL)
Doug Thurman.....	National Crosschecker (Tracy, CA)
Drew Toussaint.....	Hitting Crosschecker (Lakewood, CA)

AREA SCOUTS

Cesar Aranguren.....	Miami, FL (South FL)
Eddie Bane.....	Carlsbad, CA (Special Assignment Scout)
Gary Brown.....	Frisco, TX (North TX)
Jet Butler.....	Brandon, MS (LA, MS, AR, AL)
Daniel Coles.....	Raleigh, NC (Northern NC, VA, MD, PA)
Jarrett England.....	Murfreesboro, TN (KY, Southern OH, TN)
Chris Heidt.....	Rockford, IL (IL, IA, IN, MN, WI, MI, Northern OH)
John Kosciak.....	Millford, MA (MA, CT, ME, RI, NH, VT, NY, NJ)
Rusty McNamara.....	Los Angeles, CA (Southern CA)
Marlin McPhail.....	Irmo, SC (Southern NC, SC, GA)
Rich Morales.....	Pacifica, CA (Northern CA, HI)
Claude Pelletier.....	St. Lazare, Quebec, Canada (Canada)
Jim Reeves.....	Camas, WA (Western Canada, AK, WA, OR, ID, WY, MT)
Brian Reid.....	Gilbert, AZ (AZ, CO, NM, UT, Las Vegas)
Harry Shelton.....	Sugarland, TX (South TX)
Scott Thomas.....	Chesterfield, MO (KS, OK, NE, MO, ND, SD, IA)
Jon Updike.....	Apopka, FL (Central FL)
Glenn Walker.....	Long Beach, CA (Southern CA)

INTERNATIONAL SCOUTING


Steve Barningham.....	Director, International Scouting
Rosario Chiovaro.....	Integration Analyst
Moises de la Mota.....	Supervisor, Latin America
Manny Batista.....	Supervisor, Latin America and Puerto Rico
Ismael Perez.....	Supervisor, Venezuela
Harold Herrera.....	Coordinator, Latin America
Felix Romero.....	Coordinator, Dominican Republic
Oliver Dominguez.....	Coordinator, Dominican Republic
Kelvin Dominguez.....	Scout, Dominican Republic
Wilson Peralta.....	Scout, Dominican Republic
Robert Espejo.....	Scout, Venezuela
Carlos Perez.....	Scout, Venezuela
Andres Nunez.....	Scout, Venezuela
Martin Arvizu.....	Coordinator, Mexico
Elvis Rios.....	Scout, Panama
Manuel López.....	Venezuelan Video Coordinator
Alejandro Diaz.....	Tryout Coach, Dominican Republic
Jose Luis de Leon.....	Video Coordinator, Dominican Republic

PRO SCOUTING STAFF

BRYN ALDERSON

DIRECTOR, PROFESSIONAL SCOUTING

- Promoted to Director of Professional Scouting on September 3, 2019.
- Joined the Mets in 2012 as a Professional Scout and was promoted in 2017 to Assistant Director, Professional Scouting.
- Was Oakland's Coordinator of Scouting from 2005-2006 and a Professional Scout with the A's from 2007-2011.
- Began his career as a Baseball Operations Assistant from 2003-2004 with the Oakland Athletics.
- Graduated from Dartmouth College where he played baseball from 2000-2003.
- His father, Sandy, was the 12th general manager in Mets history and is currently President of the New York Mets.
- Bryn and his wife, Andrea, live in Old Greenwich, CT with their three-year-old twin daughters, Lucy and Winona, and newborn son, Jack.



JEFF LEBOW
Assistant Director,
Professional Scouting



JASON STEIN
Assistant,
Professional Scouting



JAYMIE BANE




CONOR BROOKS



JASON DAVIS



PAT JONES



DAVID KELLER



BON KIM



JOSEPH KOWAL



ASH LAWSON




CHAD MACDONALD



SHAUN McNAMARA



ANDY PRATT



ROY SMITH



RUDY TERRASAS

AMATEUR SCOUTING STAFF

TOMMY TANOUS

VICE PRESIDENT, AMATEUR AND INTERNATIONAL SCOUTING

- Was named to his current role in December of 2020.
- Has overseen the Mets amateur draft since 2012.
- Added oversight on international scouting from 2016-2018.
- Was the Mets scouting director from November, 2011 through November, 2016.
- Served as Mets special assignment scout in 2011, overseeing both professional and amateur talent for the organization.
- Before joining the Mets, spent six years with the Toronto Blue Jays as a national crosschecker (2006-2010) and area supervisor (2004-2005).
- In 2003 served as an area supervisor for the Texas Rangers.
- From 1996-2002 was an area supervisor for the Milwaukee Brewers.
- Played shortstop for both the Community College of Rhode Island and American International College, advancing to the College World Series with both programs.
- Resides in Barrington, RI with wife Beth and three boys, Samuel, Gabriel and Lucas.



MARC TRAMUTA

DIRECTOR, AMATEUR SCOUTING

- Named director of amateur scouting on December 2, 2016.
- Joined the Mets in November, 2012 as the assistant scouting director...Spent 2003-2012 with the Toronto Blue Jays, serving as an area scout, national scouting supervisor, and professional scout.
- Awarded the Mid-Atlantic Scouts Association Crosschecker of the Year award in 2014.
- Won the AI LaMacchia award in 2006 as Toronto Blue Jays Scout of the Year.
- Served as an area scout for the Baltimore Orioles from 1996-2003.
- Served from 1993-1996 as assistant baseball coach and recruiting coordinator for his alma mater, St. Bonaventure University, where he was second Team All-Atlantic 10 Conference selection at shortstop as a junior in 1991.
- Drafted in the 45th round of the June 1991 First-Year Player Draft by the Los Angeles Dodgers.
- Resides in Fredonia, NY with his daughter, Callie.



BRYAN HAYES
Assistant Director,
Amateur &
International
Scouting



TOM FLEISCHMAN
Assistant,
Amateur &
International Scouting



NATHAN BEUSTER
Regional
Supervisor,
Midwest



TOM CLARK
Underclass
Supervisor



CHRIS HERVEY
Pitching
Crosschecker



TYLER HOLMES
Regional
Supervisor, West



RON HOPKINS
Special
Assignment
Scout



MIKE LEDNA
East Coast Supervisor
/National Crosschecker



DOUG THURMAN
National
Crosschecker



DREW TOUSSANT
Hitting
Crosschecker

AREA SCOUTS



CÉSAR ARANGUREN



EDDIE BANE



GARY BROWN



JET BUTLER



DANIEL COLES



JARRETT ENGLAND



CHRIS HEIDT



JOHN KOSCIAK



RUSTY McNAMARA



MARLIN McPHAIL



RICH MORALES



JIM REEVES



BRIAN REID



HARRY SHELTON



SCOTT THOMAS



JON UPDIKE



GLENN WALKER

INTERNATIONAL SCOUTING STAFF

STEVE BARNINGHAM

DIRECTOR, INTERNATIONAL SCOUTING

- Named director, international scouting prior to the 2021 season.
- Promoted to special assignment scout following the 2019 season.
- Promoted to global crosschecker following 2017 season...Was the Southeast supervisor from 2008-2017...Joined the Mets in 2006 as a Florida area scout.
- Worked as an area scout with the Oakland Athletics, covering Florida, Alabama and Georgia from 2004-2005...In 2003, he was responsible for Oregon, Washington, Idaho, Montana and Wyoming regions.
- Was an outfielder in the Texas Rangers' organization from 1999-2001, making it as high as Charlotte (A) of the Florida State League.
- Graduated from Albertson College (ID) with a degree in Liberal Arts...Was a member of the 1998 NAIA National Championship team in baseball.
- Steve currently resides in Land O'Lakes, FL with his daughter, Addison.



MOISES DE LA MOTA
Supervisor,
Latin America




MANNY BATISTA
Supervisor,
Latin America and PR



ISMAEL PEREZ
Supervisor
Venezuela



HAROLD HERRERA
Coordinator,
Latin America



FELIX ROMERO
Coordinator,
Dominican Republic



OLIVER DOMINGUEZ
Coordinator,
Dominican Republic



KELVIN DOMINGUEZ
Scout,
Dominican Republic



WILSON PERALTA
Scout,
Dominican Republic



ROBERT ESPEJO
Scout,
Venezuela



CARLOS PEREZ
Scout,
Venezuela



ANDRES NUNEZ
Scout,
Venezuela



MARTIN ARVIZU
Coordinator,
Mexico




ELVIS RIOS
Scout,
Panama



MANUEL LÓPEZ
Venezuelan
Video Coordinator



ALEJANDRO DIAZ
Tryout Coach,
Dominican Republic



JOSE LUIS DE LEON
Dominican Republic
Video Coordinator

MINOR LEAGUE & PLAYER DEVELOPMENT

PLAYER DEVELOPMENT

Kevin Howard	Director, Player Development
Dick Scott	Coordinator, Coaching Development and Instruction
Kevin Boles	Field Coordinator
Hugh Quattelbaum	Director, Hitting Development
Ricky Meinhold	Major League Assistant Pitching Coach/Pitching Coordinator
Mike Cather	Assistant Pitching Coordinator
Kyle Driscoll	Analyst, Pitching Data and Movement
Tim Teufel	Infield Coordinator
Bob Natal	Catching Coordinator
Matt den Dekker	Outfield/Baserunning Coordinator
Brian DeLunas	Coordinator, Special Pitching Projects
Phil Regan	Sr Advisor, Pitching Development
Guy Conti	Senior Advisor
Bobby Floyd	Senior Advisor
Ozzie Virgil, Sr.	Senior Advisor

PLAYER DEVELOPMENT INITIATIVES

Jeremy Barnes	Director, Player Development Initiatives
Kevin Walsh	Manager, Player Development Initiatives
Andrew Christie	Coordinator, Player Development Initiatives

PERFORMANCE

Alex Ross	Performance and Sports Science Manager
Matt Hunter	Medical Coordinator
Alanna Salituro	Rehab and Reconditioning Coordinator
Luke Passman	Performance Coach Coordinator
Alex Tavarez	Latina America Performance Coaching Coordinator
Jackson Bertoli	Sport Scientist
Luke Novosel	Reconditioning Specialist
Samantha Gilmore	Mental Performance Coach
Cristian Guzman	Mental Performance Coach
Lexis Evans	Mental Performance Coach
Geodan Stapleton	Performance Dietitian

MINOR LEAGUE OPERATIONS

Ronny Reyes	Director, Minor League Operations
Juan Henderson	Director, Latin America Operations
John Mullin	Equipment/Operations Manager
Drew Dunton	Assistant Clubhouse Manager
Amy Ross	Assistant, Minor League Operations
Neskys Liriano	Education Coordinator


2020 METS DRAFT PICKS

Listed below are the draft picks the Mets signed from their 2020 draft class.


Player	Pos.	B/T	Ht.	Wt.	Birthdate	Round	Pick #	Signed
Pete Crow-Armstrong	OF	L/L	6-1	180	3/25/02	1	1	6/25/20
J.T. Ginn	RHP	R/R	6-2	200	5/20/99	2	52	6/30/20
Isaiah Greene	OF	L/L	6-1	180	8/29/01	2C	69	6/25/20
Anthony Walters	INF	R/R	6-1	185	12/17/97	3	91	6/30/20
Matthew Dyer	C	R/R	6-4	187	7/14/98	4	120	6/30/20
Eric Orze	RHP	R/R	6-3	185	8/21/97	5	150	6/30/20

KEVIN HOWARD**DIRECTOR, PLAYER DEVELOPMENT**

- Joined the Mets in 2021 as the organization's director of player development.
- Spent the previous six seasons in Cleveland's organization, including the last two as the organization's hitting coordinator.
- In 2018, served as the hitting coach for Double-A Akron after two seasons as the hitting coach for Class-A Lynchburg...Oversaw a Lynchburg offense in 2017 that ranked second in the Carolina League in runs scored and third in batting average en route to winning the league championship.
- Also served as the hitting coach with the Lake County Captains (2016) and Mahoning Valley Scrappers (2015).
- Played professionally for 12 seasons in the Reds, Yankees, Phillies, Dodgers, Mariners, Padres, Blue Jays and Cardinals organizations...Retired at the end of the 2014 season, spending the final two seasons of his playing career in independent ball.
- Was originally drafted in the fifth round of the 2003 First-Year Player Draft by Cincinnati.
- Earned a bachelor's degree in Business Management from the University of Miami, where played collegiately for three seasons, winning a National Championship in 2001.
- Kevin and his wife Amy reside in Phoenix, AZ, with their daughter, Hayden.

**HUGH QUATTLEBAUM****DIRECTOR OF HITTING DEVELOPMENT**

- Begins his first season as the director of hitting development.
- Spent the previous three seasons in the Mariners organization as the minor league hitting coordinator.
- Prior to joining the Mariners organization he was coaching and consulting in Southern California.
- Attended Amherst College in Amherst, MA and was selected by the Detroit Tigers in the 25th round of the 2000 First-Year Player Draft.
- He spent four seasons in the minor leagues with the Detroit Tigers (2000-02) and Baltimore Orioles (2003) organizations.
- His brother, Gus is vice president of professional scouting for the Boston Red Sox.
- Hugh and his wife Whitney Frink have three children: Broxon, Hayes and Cue and reside in Atlanta, GA.

**DICK SCOTT****COORDINATOR, COACHING DEVELOPMENT AND INSTRUCTION**

- Returns to the organization in 2021...Served two seasons as the major league team's bench coach from 2016-2017.
- Served as the Director of Player Development for the Marlins from 2018-2020.
- Served as the Director of Player Development for the Mets from 2013-2015...Was the club's Minor League Field Coordinator from 2011-2012.
- Was the Houston Astros Minor League Field Coordinator before joining the Mets.
- Was the Toronto Blue Jays Director of Player Development from 2001-2009.
- A former infielder, he began his coaching career as a minor league manager in the Oakland Athletics organization in 1991.
- Named the 1994 Minor League Manager of the Year by USA Today Baseball Weekly.
- Also was selected Arizona League Manager of the Year with Scottsdale in 1991, the Northwest League Manager of the Year with Southern Oregon in 1992 and the California League Manager of the Year in 1994 with Modesto.
- Was originally drafted in the 17th round of the 1981 Amateur Draft...Played 10 total seasons between the Yankees and A's organizations, appearing in three regular season games with the 1989 World Champion Oakland Athletics.
- In 1997, Scott joined the Arizona Diamondbacks as a manager with South Bend (A) of the Midwest League.
- Served Arizona as the Advance Scout for the major league team in 1998...Left Arizona on November 28, 2001 to join Toronto.
- The Ellsworth, ME native graduated from Ellsworth High in 1981 where he played baseball, basketball and soccer.
- Dick and his wife, Kristin, have two sons, Ryan and Zach along with two grandchildren, Carter and Marley.



KEVIN BOLES**FIELD COORDINATOR**

- Is in his second season with the organization...Was named the minor league field coordinator prior to the 2020 season.
- Managed the team's Alternate Training Site in Brooklyn, NY in 2020 and served as the first base and infield club during a three-week span that year.
- Spent the 2019 season as the manager of Binghamton (AA) of the Eastern League, his first in the Mets organization and 20th as a full-time minor league manager or coach.
- Was recognized by Baseball America as the International League's Best Managerial Prospect after the 2018 season.
- Spent the 2008-2018 seasons in the Red Sox organization, managing at Greenville (A) of the South Atlantic League from 2008-2009, Salem (A) of the Carolina League in 2010, Portland (AA) of the Eastern League from 2011-2013 and Pawtucket (AAA) of the International League from 2014-2018.
- Guided the PawSox to the 2014 Governors' Cup title, winning the International League championship.
- Managed in Minnesota's system from 2004-2007, making stops at Quad Cities (A) of the Midwest League in 2004, Beloit (A) of the Midwest League in 2005 and Fort Myers (A) of the Florida State League from 2006-2007.
- Managed the AZL Royals 2 (R) in 2003...Skipped at Utica (A), a Marlins affiliate, in 2001.
- Made his managerial debut at age 25 with the GCL Marlins (R) in 2000.
- Played at the University of South Florida before the Chicago Cubs selected him in the 42nd round of the 1998 First-Year Player Draft.
- After two seasons as a player, he followed his father's footsteps into managing...John Boles managed at the Major League level with the Florida Marlins for four seasons (1996, 1999-2001)...The elder Boles served as an executive with several teams for over two decades during his career in baseball.

**RICKY MEINHOLD****PITCHING COORDINATOR/MAJOR LEAGUE ASSISTANT PITCHING COACH**

- Enters his second season as the pitching coordinator...Will join the major league staff as the team's assistant pitching coach.
- For Ricky's full bio, please see page 49.

**MIKE CATHER****ASSISTANT PITCHING COORDINATOR**

- Is in his third season with the Mets...Will also serve as the pitching coach at Syracuse (AAA).
- Joined the organization in June of 2019 as a pitching coach with the St. Lucie Mets.
- Spent the previous two seasons as assistant coach and pitching coach for Arizona State University.
- In 2016, he served as the Marlins' minor league pitching coordinator,.
- Served three seasons in the Padres organization, including two years as the club's minor league pitching coordinator before being named pitching coach for Triple-A El Paso in 2014.
- Began his coaching career in 2006 as pitching coach for Single-A Wilmington in the Red Sox organization...Stayed with the Red Sox organization for six seasons, also serving as the pitching coach for Double-A Portland (2007-09) and moving into an advanced scout role in 2010.
- Originally drafted by the Rangers in the 41st round of the 1993 draft out of the University of California-Berkeley... Played nine seasons of professional baseball with Texas (1993-95), Atlanta (96-99), Florida (2000) and St. Louis (2001)...Pitched in parts of three major league seasons with Atlanta, going 5-6 with a 3.42 ERA (31 earned runs/81.2 innings) in 75 career relief appearances.
- Mike, 50, and his wife, Kristine, reside in Roswell, Georgia...The couple has two daughters, Lauren and Avery, and one son, Colby.



TIM TEUFEL**INFIELD COORDINATOR**

- Begins his fifth season as the infield coordinator and club ambassador...Served as the major league third base coach from 2012 through 2016.
- Was a manager in the Mets minor league system for eight seasons from 2003-2011... Compiled a 464-562 (.452) record in his eight seasons as a minor league skipper.
- For Tim's full bio, please see page 32.

**MATT DEN DEKKER****OUTFIELD/BASERUNNING COORDINATOR**

- Den Dekker is in his first year as a coach in the Mets organization.
- Previously served on the Charleston Southern University coaching staff, working primarily with hitters and outfielders.
- Also worked at his alma mater, the University of Florida where he served as a student-assistant coach from August 2019-March 2020...Coached first base, while also assisting with hitting, base-running and outfielders...Also assisted in the development of the team's scouting reports and game plans.
- Prior to starting his coaching career, den Dekker played in the majors for six seasons with the Mets (2013-14, 2018), Washington Nationals (2015-16) and Detroit Tigers (2017)...Over the course of his professional playing career, he hit .271 with a .335 OBP, 487 runs and 401 RBI, 112 steals.
- Was drafted by the Mets in the fifth round of the 2010 First-Year Draft out of the University of Florida.
- With the Gators, he earned an All-SEC First Team nod in 2008, an All-SEC Second Team honors in 2010, along with SEC All-Defensive Team selections in 2008, 2009 and 2010...He remains in the Gators' top 10 for career runs scored (220, 4th), stolen bases (65, T5th), hits (262, T8th), runs batted in (159, T0th) and games played (234, T10th).
- den Dekker resides in Charleston, SC, with his wife, Christine and their son, Maddox.

**BOB NATAL****CATCHING COORDINATOR**

- Starts his 16th season with the organization.
- Was the Montreal Expos/Washington Nationals bullpen coach from 2002-2005.
- Was a minor league coach and catching coordinator with the Florida Marlins organization from 1999-2001.
- Played in the major leagues for parts of six seasons with the Expos (1992) and Marlins (1993-1997)...Hit four home runs in 120 major league games.
- Was an original member of the Marlins, selected in the 1992 Expansion Draft (55th overall selection)...Spent his first full season in the big leagues in 1993 with Florida...Is one of six players to play for the Marlins in each of the club's first five years of existence (Conine, Arias, Nen, Sheffield, Rapp).
- Was a member of the 1997 World Champion Florida Marlins.
- Earned All-Star status at every minor league level, from Rookie League to Triple-A.
- Taken by the Montreal Expos in the 13th round of the 1987 Free Agent Draft.
- Attended the UC San Diego, where he was an NCAA Division III First-Team All-America selection...Inducted into the UCSD Hall of Fame in 2014.
- Bob lives with his wife, Audrey, and has three sons: Colby, Cooper and Cavan.



BOBBY FLOYD**SENIOR ADVISOR**

- Is in his 36th season with the Mets...Became a senior advisor in 2009.
- Was inducted into the Appalachian League Hall of Fame in 2019.
- Was a bench coach with the Mets in 2004 and was the Mets infield coach in 2001.
- Has managed at various levels within the organization including Kingsport (R) from 1986-1988, Norfolk (AAA) from 2002-2003, Gulf Coast Mets(R) from 2006-2008.
- Served as the Mets minor league coordinator of instruction in 2005.
- From November 29, 1988 until he joined the major leagues in 2001, he worked as the Mets minor league field coordinator and was responsible for on-field instruction, Spring Training and the Winter Instructional League.
- In 1988, named the Appalachian League Manager of the Year and led Kingsport (R) to the league title.
- Managed in the Seattle Mariners organization from 1977-1985...From 1982-1985 he was Seattle's Triple-A manager.
- An infielder, he played in the major leagues for seven years with the Baltimore Orioles (1968-1970) and Kansas City Royals (1970-1974)...Was a player-coach in Omaha (AAA) in 1975.
- Was a member of the 1969 American League Champion Baltimore Orioles team.
- Was the National Association East's (AAA) All-Star shortstop in 1968.
- Signed in 1964 with the Baltimore Orioles.
- Attended UCLA and the University of Missouri, where he studied psychology...Played baseball at UCLA.
- Graduated from El Segundo (CA) High School, where he was the captain of both the baseball and football teams.
- Bobby lives in Port St. Lucie, FL with his wife, Melody...They have three children, Dan, Benjamin and Sarah.

**GUY CONTI****SENIOR ADVISOR**

- Enters his 12th season as a senior advisor to the minor league department.
- Served as the Mets bullpen coach from 2005-2008 before returning to the minor league system prior to the 2009 season as the pitching rehabilitation coordinator...Also directed major league spring training for three different managers from 2005-2017.
- From 2001-2004, he was the Mets minor league field coordinator...In that role, he directed spring training for the minor league teams and the club's fall Instructional League.
- Has been involved in coaching for 54 years, 37 on the professional level.
- Was the pitching coach for Binghamton (AA) in 2000 and manager with Kingsport (R) in 1999.
- In 1998, he was the Los Angeles Dodgers minor league pitching coordinator.
- From 1987-1998, was a member of the Dodgers player development department.
- Was a pitching coach with several Dodgers' minor league affiliates from 1988-1997.
- Spent four seasons (1983-1986) in Pittsburgh's minor league organization as a scout and a coach.
- Played a year in the Houston Astros/Colt 45's minor league organization after being drafted as a catcher...In 1961, played for Salisbury (A) in the Western Carolina League.
- Guy, 79, lives in Vero Beach, FL with his wife, Jan...They have four children: Kimberly, Curtis, Craig and Kelly.

**PHIL REGAN****SENIOR ADVISOR, PITCHING DEVELOPMENT**

- Returns to the organization as a senior advisor, pitching development in 2021.
- Began the 2019 season as the organization's assistant pitching coordinator until he was promoted to interim major league pitching coach in June.
- Spent three years as the minor league assistant pitching coordinator after spending 2009-2015 as the pitching coach for St. Lucie (A).
- Managed teams in the Venezuelan Winter League from 1989-2009...Managed Leones del Escogido to the Dominican Winter League championship in 1988 and 1989.
- Led the West Michigan Whitecaps (A) of the Midwest League, in the Detroit Tigers organization, during 2002 and 2003 seasons.
- Served as the pitching coach for Team USA in the 2000 Olympics.
- Was the pitching coach for the Cleveland Indians during the 1999 season and served in the same role for the Chicago Cubs in 1997 and 1998.
- Was the manager of the Baltimore Orioles during the 1995 season, guiding the team to a 71-73 record during the strike-shortened campaign.
- Pitched in 551 major league games, including 105 starts over his 13 seasons...Played for Detroit, Los Angeles (NL), the Cubs and the White Sox while compiling a 96-81 record with a 3.84 ERA for his career...Was a National League All-Star in 1966...Went 14-1 with a 1.62 ERA as a reliever in 1966.
- Phil, 83, resides in Port St. Lucie, FL with his wife, Lisette.



PLAYER DEVELOPMENT INITIATIVES


JEREMY BARNES

DIRECTOR, PLAYER DEVELOPMENT INITIATIVES

- Barnes in his first year with the organization, joining in January of 2021.
- Spent the previous four seasons with the Astros, including the last two as the organization's hitting coordinator.
- Was the hitting coach at Class-A Tri-City in 2017, and helped lead the club to a New York-Penn League Championship title in 2018.
- Played professionally from 2009-15 after he was selected by the Phillies in the 11th round of the 2009 First-Year Player Draft.
- Reached the Triple-A level with the Phillies in 2012 before going on to play in three different Independent Leagues... Played in the Australian Baseball League for three seasons (2012-13, 2015), the Canadian-American Association for two seasons (2013-14) and the Atlantic League for one season (2013).
- Following his playing career, Barnes spent over two seasons working for ACT Baseball in Canberra, Australia, as manager of player pathway and coaching development
- Graduated from Notre Dame in 2009, receiving his bachelor of arts degree in anthropology... Following his four years as an infielder for the Fighting Irish, Barnes ranked among the school's top 10 players in career batting average and fielding percentage.
- In 2009, he was the captain of the team and received Second Team All-Big East Honors... Was a Third Team All-Big East selection in 2006.
- A native of Rowlett, TX, Barnes resides in Jupiter, FL with his wife, Lauren and their two children, Charlotte and Jack.



KEVIN WALSH
Manager
PD Initiatives



ANDREW CHRISTIE
Coordinator
PD Initiatives

WEBSTER AWARD WINNERS

The Webster Award is presented in remembrance of Mets minor league pitcher Richard Webster, who tragically lost his life in an attempt to save the lives of friends in danger. It is awarded to the Mets minor league athlete who best exemplifies the integrity and character displayed by Richard in his life and career. The following are past recipients of this award.


1983	Brian Ballard	1994	Edgardo Alfonzo	2008	Josh Thole
1984	Kelvin Chapman	1995	Kevin Morgan	2009	Kai Gronauer
	Herm Winningham	1996	Jay Payton	2010	Luis Rivera
1985	Rick Anderson	1997	Scott Hunter	2011	Jeurys Familia
1986	Al Pedrique	1998	Benny Agbayani	2012	Eddie Rohan
1987	Keith Miller	1999	Pedro Grifol	2013	Hamilton Bennett
1988	Steve Springer	2000	Paul Wilson	2014	Joe Tuschak
	Andre David	2001	Jerrold Riggan	2015	T.J. Rivera
1989	Tim Bogar	2002	Chris Basak	2016	Brandon Nimmo
	Jeff McKnight	2003	David Wright	2017	Colton Plaia
1990	Jeff Gardner	2004	Rodney Nye	2018	Scott Manea
1991	Joe Delli Carri	2005	Joe Hietpas	2019	Luis Carpio
1992	Jeff Gardner	2006	Bobby Malek	2020	Not Awarded
1993	Dale Plummer	2007	Corey Ragsdale		

PERFORMANCE

ALEX ROSS

PERFORMANCE AND SPORT SCIENCE MANAGER

- Is in his second season as performance and sport science manager with the New York Mets.
- Spent three years with Unión Argentina de Rugby in various roles including National Physical Performance Manager, Head of Performance for Los Pumas, and Head of Performance for Jaguares in Super Rugby.
- Was the Head of Strength and Conditioning for USA Rugby in 2016.
- Served as the Sport Science Manager/Strength and Conditioning Coach at The Blues in Super Rugby from 2014-16.
- Was a Sport Science and Strength and Conditioning Consultant to the New Zealand Rugby from 2013-16.
- Graduated from Auckland University of Technology with a Doctor of Philosophy in Strength and Conditioning in 2015.
- Received his MA and BS in Kinesiology and Exercise Science from San Diego State University
- Alex, 34, currently resides in Jupiter, Florida.



MATT HUNTER

MEDICAL COORDINATOR

- Enters his 17th season in the organization and his fourth as minor league medical coordinator...Spent the previous four seasons as the athletic trainer with St. Lucie (A).
- Was the athletic trainer for Binghamton (AA) from 2011-2013...Served as the athletic trainer for St. Lucie in 2009-2010...Served in the same capacity with Brooklyn (A) from 2006-2008.
- Served as the athletic trainer for Hagerstown (A) of the South Atlantic League in 2005 and as the head trainer for Pulaski (R) of the Appalachian League in 2004.
- In 2004, he graduated from the University of Florida with a Master of Science degree in Athletic Training/Sports Medicine...Graduated from Berry College (GA) in 2001, with a B.S. in Finance and Sports Management...Is a certified strength and conditioning specialist.
- Matt, 41, and his wife, Kendra, live in Port St. Lucie with their two sons.



LUKE PASSMAN

PERFORMANCE COACH COORDINATOR

- Begins his third season as the minor league performance coach coordinator...He works closely with performance coordinators to ensure continuity throughout the organization.
- Previously, he was the head of sport science support (2016-2018) and head of strength and conditioning (2012-2016) for Sototennis Academy and at Teesside University working with various sports including running, wrestling, volleyball, table tennis, swimming and boxing.
- Worked within professional Rugby for the Newcastle Falcons during 2009-2010.
- is an accredited certified strength and conditioning specialist with the NSCA and the UKSCA...In addition, he is an accredited Sport and Exercise Scientist through BASES.
- Luke graduated from Teesside University with an MSc in Strength & Conditioning in 2010 and a BSc in Sport and Exercise Science in 2009.
- Luke, 32, is originally from London, England, but currently resides in Jupiter, FL.



ALANNA SALITURO

REHAB AND RECONDITIONING COORDINATOR

- Begins her third season in the organization and her first in her current role.
- Previously served as Minor League Reconditioning Specialist for the last two years.
- Graduated from UCLA in 2014 with B.S. in Physiological Science.
- Graduated from Columbia University in 2017 with a Doctorate of Physical Therapy.
- Did a residency at Vanderbilt University in 2018.
- Alanna lives in Stuart FL with her dog Rue.



ADDITIONAL PERFORMANCE STAFF

Alex Tavarez	Latina America Performance Coaching Coordinator
Jackson Bertoli	Sport Scientist
Luke Novosel	Reconditioning Specialist
Samantha Gilmore.....	Mental Performance Coach
Cristian Guzman.....	Mental Performance Coach
Lexis Evans	PSL Mental Performance Coach
Geodan Stapleton	Performance Dietitian

MINOR LEAGUE OPERATIONS

RONNY REYES

DIRECTOR, MINOR LEAGUE OPERATIONS

- Begins his fourth season as the director of minor league operations after serving as the manager of St. Lucie operations from 2015-2017...The 2021 season will be his 17th season in the Mets organization.
- Served as the coordinator of international operations from 2013-2015.
- Was the Mets Gulf Coast League administrator from 2006-2012...Joined the organization in 2005 as a baseball operations intern.
- Graduated cum laude from New York Tech in 2004 where he also played baseball.
- Originally from Brentwood, NY, Reyes makes his home in Palm Beach Gardens, FL with his wife, Christina and their son, Brady.



JUAN HENDERSON

DIRECTOR, LATIN AMERICAN OPERATIONS

- Enters his 18th season in the Mets organization.
- Served as the Dominican Academy administrator since 2003 and was promoted to director, Latin American operations in November, 2013.
- Oversees the day-to-day operations and administration.
- Attended Gulf Coast Community College (FL) from 1991-1993...Drafted in the 27th round of the 1992 June Draft by the Angels.
- Played five years (1993-1997) in the Angels minor league system...Was second in the Arizona League with a .323 batting average in 1993 and was third in stolen bases (47) in 1995 in the Midwest League.
- Graduated from Universidad Apec in Santo Domingo, DR with a degree in Business Administration in 2003.
- Juan, 49, and his wife, Veronica reside in Santo Domingo, DR with their children: Angel, Alex and Amy.



JOHN MULLIN

EQUIPMENT/OPERATIONS MANAGER

- Begins his 11th season with the Mets organization.
- From 2004-2010 was Washington's minor league equipment manager.
- The San Diego, CA native graduated from San Diego State University with a degree in Economics.
- "Mully" currently resides in Viera, FL with his wife, Cinthia, daughter, Abril, and son, Brayden



DREW DUNTON
Assistant
Clubhouse Manager



AMY ROSS
Assistant,
Minor League Operations



NESKYS LIRIANO
Education
Coordinator

2021 MINOR LEAGUE AFFILIATES

SYRACUSE METS

Triple-A East (AAA)
GM: Jason Smorol

Chad Kreuter (Manager)
 Mike Cather (Pitching Coach)
 Joel Chimelis (Hitting Coach)
 Luis Rivera (Bench Coach)

Hiroto Kawamura (Athletic Trainer)
 Tanner Miracle (Performance Coach)

BINGHAMTON RUMBLE PONIES

Double-A Northeast (AA)
Managing Director: John Bayne

Lorenzo Bundy (Manager)
 Jonathan Hurst (Pitching Coach)
 Bruce Fields (Hitting Coach)
 Joe Raccaia (Bench Coach)

Kiyoshi Tada (Athletic Trainer)
 Dylan Cintula (Performance Coach)

BROOKLYN CYCLONES

High-A East (High-A)
GM: Kevin Mahoney

Ed Blankmeyer (Manager)
 Royce Ring (Pitching Coach)
 Nic Jackson (Hitting Coach)
 Mariano Duncan (Bench Coach)

Vanessa Weisbach (Athletic Trainer)
 Ryan Orr (Performance Coach)

ST. LUCIE METS

Low-A Southeast (Low-A)
GM: Traer Van Allen

Reid Brignac (Manager)
 Jerome Williams (Pitching Coach)
 Tommy Joseph (Hitting Coach)
 Jay Pecci (Bench Coach)

Anthony Olivieri (Athletic Trainer)
 Kory Wan (Performance Coach)

COMPLEX LEAGUE METS

Robbie Robinson (Manager)
 Chris Newell (Manager)
 Richie Benes (Hitting Coach)
 Gilbert Gomez (Hitting Coach)
 Colin Hetzler (Hitting Coach)
 David Davalillo (Infield)
 Endy Chavez (OF/Baserunning)

Miguel Bonilla (Pitching Coach)
 Carter Capps (Pitching Coach)
 Brian Delunas (Pitching Coach)
 Ender Chavez (Bench Coach)
 Austin Dayton (Athletic Trainer)
 Wyatt Briggs (Athletic Trainer)
 Matoko Noudehou (Performance Coach)

DSL METS 1

Dominican Summer League (R)

Manny Martinez (Manager)
 Christian Martinez (Pitching Coach)
 Leo Hernandez (Hitting Coach)

Paul Gonzales (Athletic Trainer)
 Juan Jose De Los Santos (Athletic Trainer)
 Antonio Sosa (Athletic Trainer)

DSL METS 2

Dominican Summer League (R)

Yucarybert De La Cruz (Manager)
 Victor Ramos (Pitching Coach)
 Eduardo Nunez (Hitting Coach)

Angel Ponce (Performance Coach)
 Ismael Campusano (Performance Coach)
 Guillermo Colina (Performance Coach)

METS FIRST-ROUND DRAFT PICKS

1965	Les Rohr, LHP	1984	Shawn Abner, OF#	2003	Lastings Milledge, OF
1966	Steve Chilcott, C#	1985	Gregg Jefferies, IF	2004	Philip Humber, RHP
1967	Jon Matlack, LHP	1986	Lee May Jr., OF	2005	Mike Pelfrey, RHP
1968	Tim Foli, IF#	1987	Chris Donnels, IF	2006	No Selection
1969	Randy Sterling, RHP	1988	David Proctor, RHP	2007	No Selection
1970	George Ambrow, IF*	1989	Alan Zinter, C	2008	Ike Davis, 1B
1971	Richard Puig, IF	1990	Jeromy Burnitz, OF		Reese Havens, SS
1972	Richard Bengston, C	1991	Al Shirley, OF	2009	No Selection
1973	Lee Mazzilli, OF	1992	Preston Wilson, IF	2010	Matt Harvey, RHP
1974	Cliff Speck, RHP		Chris Roberts, LHP	2011	Brandon Nimmo, OF
1975	Butch Benton, C	1993	Kirk Presley, RHP	2012	Gavin Cecchini, INF
1976	Tom Thurberg, OF	1994	Paul Wilson, RHP#	2013	Dominic Smith, INF
1977	Wally Backman, IF		Terrence Long, IF/OF	2014	Michael Conforto, OF
1978	Hubie Brooks, IF	1995	Ryan Jaroncyk, SS	2015	No Selection
1979	Tim Leary, RHP	1996	Robert Stratton, OF	2016	Justin Dunn, RHP
1980	Darryl Strawberry, OF#	1997	Geoff Goetz, LHP	2017	David Peterson, LHP
	Billy Beane, OF	1998	Jason Tyner, OF	2018	Jarred Kelenic, OF
	John Gibbons, C	1999	No Selection	2019	Brett Baty, INF
1981	Terry Blocker, OF	2000	Billy Traber, LHP	2020	Pete Crow-Armstrong, OF
1982	Dwight Gooden, RHP	2001	Aaron Heilman, RHP		
1983	Eddie Williams, IF		David Wright, IF		
	Stan Jefferson, OF	2000	Scott Kazmir, LHP		

SYRACUSE METS (AAA) | TRIPLE-A EAST

ADDRESS: 1 Tex Simone Dr, Syracuse, NY 13208

PHONE: (315) 474-7833 WEBSITE: syracusemets.com

TWITTER: @SyracuseMets

AFFILIATE SINCE: 2019



STADIUM (CAP.): NBT Bank Stadium (11,071) **DIMENSIONS:** LF (330), CF (400), RF (330) **SURFACE:** Natural Grass

CHAD KREUTER MANAGER

- Will manage the Syracuse Mets in 2021...Was slated for his first season at Triple-A in 2020... Is in his fifth year in the New York Mets organization.
- Spent the previous three seasons as the manager for St. Lucie (A)
- Worked in the Diamondbacks organization as the minor league field coordinator in 2011.
- Managed the Modesto Nuts (A) in the Colorado Rockies organization to start the 2006 season before being named the head coach at USC in June of 2006...Was the fourth baseball coach at USC in 77 years when he was hired...Was 111-117 in four seasons as the USC head coach from 2007-2010.
- Became the director of baseball operations for the University of Southern California in 2005.
- Played 16 years as a catcher in the majors from 1988-2003...Made his major league debut on September 14, 1988 with Texas and went 2-5 with a home run and three RBI vs. Oakland...Remained with Texas through the 1991 season...Signed with the Detroit Tigers in 1992 and batted a career-high .286 (107-374) with a career-best 23 doubles, three triples, 15 home runs and 51 RBI in a career-high 119 games in 1993.
- Also spent time with Seattle (1995), Chicago-AL (1996-1998), Anaheim (1997-1998), Kansas City (1999) and Los Angeles-NL (2000-2002)...Finished his career with Texas in 2003.
- Was behind the plate for 892 games in his major league career...Caught 36 percent (260-713) of basestealers.
- Was selected in the fifth-round of the 1985 First-Year Player Draft out of Pepperdine University.
- Worked as the baseball tech coordinator on the movie Moneyball...Set up clubhouse scenes and baseball play to look authentic...Worked closely with Brad Pitt and Director Bennett Miller...Also appeared in several scenes.
- Chad, 56, was born in Greenbrae, CA and now makes his home in Florida with his wife, Kelly...They have two sons, Caden and Cole...Caden played collegiately at USC and the University of Miami and spent two seasons in the Padres organization...Cole played collegiately at UC Irvine and was drafted by the St. Louis Cardinals in 36th round of the 2018 First-Year Player Draft.




MANAGERIAL CAREER			
Year	Org.	Affiliate	Record
2006	COL	Modesto (A)	28-25
2017	NYM	St. Lucie (A)	63-75
2018	NYM	St. Lucie (A)	54-76
2019	NYM	St. Lucie (A)	68-66
Totals		Four seasons	213-242

SCOUTING & MINORS

JOEL CHIMELIS HITTING COACH

- Begins his fourth season in the Mets organization, all as a hitting coach at the Triple-A level.
- Spent the previous 12 years in the Astros organization...Was the hitting coach at Corpus Christi (AA) from 2016-17.
- Worked as a hitting coach with Corpus Christi in 2012, Quad Cities (A) of the Midwest League from 2013-2016, Lexington (A) of the South Atlantic League in 2011 and Tri-City (A) of the New York-Penn League from 2006-2010.
- Was a hitting coach in the Montreal Expos/Washington Nationals organization in 2004-2005 with Savannah (A) of the South Atlantic League.
- In 2014 was the hitting coach for the PR Winter League champions Cangrejeros de Santurce.
- Drafted in the 11th-round of the 1988 draft by Oakland...A middle infielder, he spent eight minor league seasons with the Athletics, Giants and Mets...Played 25 games for the Mets' Norfolk affiliate in the International League in 1996.
- Also played in Mexico, Puerto Rico, Taiwan, Korea and Canada.
- Was born in Brooklyn...Played baseball at Howard Junior College (TX) and for the University of Texas in 1988... Named to the 1988 NCAA Central Region team.
- Resides in Orlando, FL with is wife, Carmen, and three daughters Adriana, Nicole and Gabriela.

**MIKE CATHER** PITCHING COACH

- Is in his third season with the Mets and his first as pitching coach at Triple-A.
- Also serves as the organization's assistant pitching coordinator.
- Mike's full bio is on page 236.

**LUIS RIVERA** BENCH COACH

- Begins his first season as bench coach at Syracuse...Was slated to be the bench coach with Binghamton last year...Served as the hitting coach with Columbia in 2019.
- Spent the 2018 season as bench coach at Binghamton (AA)...Was the manager of Kingsport (R) from 2015-2017...Has been with the Mets organization since 2010.
- Spent three seasons as the short-season hitting coordinator (2012-2014)...Also served as a hitting coach at Binghamton (AA) in 2014 when the Binghamton squad won the Eastern League championship.
- Was the hitting coach for the Scottsdale Scorpions in the Arizona Fall League in 2013.
- Served as hitting coach for Kingsport in 2011.
- Split the 2010 season in Savannah (A) and Kingsport, serving as a player/coach in Savannah and infield coach for Kingsport.
- Was a middle infielder playing in the minor leagues for the Mets and Chicago Cubs from 2005-2010, making it as high as Buffalo (AAA) of the International League in 2009.
- Luis, 37, resides in Miami with his wife, Jessica, and their children, Mateo Rivera and Alanis.

**PERFORMANCE STAFF**

HIROTO KAWAMURA
Athletic Trainer



TANNER MIRACLE
Performance Coach

BINGHAMTON RUMBLE PONIES (AA) | DOUBLE-A NORTHEAST

ADDRESS: 211 Henry St., Binghamton, NY 13901

PHONE: (607) 722-3866

WEBSITE: bingrpn.com

TWITTER: @RumblePoniesBB

AFFILIATE SINCE: 1992



STADIUM (CAP.): NYSEG Stadium (6,012)

DIMENSIONS: LF (330), CF (400), RF (330)

SURFACE: Natural Grass

LORENZO BUNDY MANAGER

- Begins his second season with the Mets and will serve as manager at Binghamton, the spot he was slated for in 2020.
- In 2019, managed Durango and third base coach for Monclova in the Mexican League...Was the Manager of Navojoa of Mexican Winter League.
- Following the season, Bundy served as the hitting coach for Team Mexico as they qualified for the 2020 Olympics in Tokyo.
- Managed Puebla of the MSL and Culiacán of the MWL in 2018.
- From 2016-17, was the Marlins major league outfield and base running coach.



- Spent eight seasons in the Dodgers system from 2003-15, where he served on the major league staff as third base coach (2014-15) and managed the organization's Triple-A team (2007-08 and 2011-13) and the Arizona League affiliate (2010).

- At Triple-A, Bundy led the Albuquerque Isotopes to a 225-206 (.522) record and tied a franchise mark with 80 wins in 2012, when he was honored as the Pacific Coast League's Manager of the Year.

- He has spent time serving on a big league coaching staff with the Marlins (2016-17), Dodgers (2013-15), the Diamondbacks as bench coach (2004) and first base coach (2009), the Rockies' as bullpen coach (1999) and the Marlins as bench coach (1998).

- Has spent 25 years managing in the Mexican Winter League and is the second all time winningest manager...Was named Manager of the Year three times in the Winter League and has won three championships.

- Bundy played eight professional seasons from 1981-89 with stints in the Texas, Pittsburgh and Montreal organization...Was originally selected by Baltimore in the 22nd round of the 1977 draft.

- Bundy has a bachelor's degree in communications from James Madison University (1982).

- Lorenzo and his wife, Maria Guadalupe (Lupita), live in Tucson, AZ, and have a daughter named Nicole.

JONATHAN HURST PITCHING COACH

- Begins his 16th season as a pitching coach with the Mets and his third at Binghamton...Was slated for the same position in 2020.

- Spent the previous three seasons in the same role with Columbia (A)...Also served as the pitching coach with the Mets affiliate in Savannah from 2007-08 and spent 2009-2015 with Kingsport (R).


- Appeared in seven games for the New York Mets in 1994...Also pitched for the Montreal Expos in 1992.

- Spent the 1993 campaign with the Dodgers Triple-A affiliate in Albuquerque.

- He pitched in the Mexican League from 1995 through July of 1998...After leaving Mexico, he joined the Oklahoma Red Hawks (AAA) in the Texas Rangers' organization...Pitched in Taiwan for two-and-a-half years through 2000 following his stint in Oklahoma.

- Pitched in Japan in 2001 and went back to Taiwan from 2002-2005.


- Jonathan, 54, lives in Spartanburg, SC...Has three sons: Jonathan, Jr., Kristian, and Davian.



MANAGERIAL CAREER			
Year	Org.	Affiliate	Record
1991	MTL	Sumter (A)	64-75
1992	MTL	Albany (A)	72-70
1993	MTL	Burlington (A)	64-71
1994	MTL	Burlington (A)	55-82
1997	FLA	Brevard County (A)	62-76
2007	LAD	Las Vegas (AAA)	67-77
2008	LAD	Las Vegas (AAA)	74-69
2010	LAD	AZL Dodgers (R)	30-25
2011	LAD	Albuquerque (AAA)	73-65
2012	LAD	Albuquerque (AAA)	80-64
2013	LAD	Albuquerque (AAA)	76-68
Totals		12 seasons	753-774

BRUCE FIELDS HITTING COACH

- Is in his third year with the organization...Joined the Mets before the start of the 2019 season, serving as St. Lucie's hitting coach.
- Joined the organization after spending six seasons as the minor league hitting coordinator in the Detroit Tigers system.
- Prior that, Fields spent seven seasons working in various capacities with the Cleveland Indians... He started as a coach at Triple-A Buffalo for the 2006 season and was named Cleveland's minor league hitting coordinator prior to the 2007 season, a role he held until being promoted to the club's major league hitting coach in June of 2011...He held that position through the conclusion of the 2012 season.
- Following the conclusion of his playing career, Fields returned to the Tigers organization to serve as a coach with Double-A London (1992) and Triple-A Toledo (1993-94) before he began his managerial career with Class-A Jamestown (1995-96).
- Fields spent four seasons (1997-2000) as the manager at Class-A West Michigan...He led the Whitecaps to the Midwest League championship in 1998, garnering the Dwight Lowry Award as the Tigers Player Development Man of the Year...Was named the Midwest League's Manager of the Year in 2000 after guiding West Michigan to an 88-52 record.
- Served as the manager of Triple-A Toledo for two seasons (2001-02), leading the Mud Hens to the International League's West Division championship in 2002...Was named Detroit's hitting coach on October 9, 2002, a role he held until being named the club's bench coach on July 1, 2005.
- Fields played 14 seasons after being selected by the Tigers in the seventh round of the 1978 First-Year Player Draft... Spent the majority of his career in the minor leagues, seeing major league action with Detroit (1986) and Seattle (1988-89).
- Was a three time batting champion in the minor leagues....In 1985 in the Double-A Southern League (.325), 1986 in the Triple-A American Association (.368) and in 1989 in Triple-A Pacific Coast League (.351).
- He eldest son, Aaron, was selected by Cleveland in the 2010 First-Year Player Draft...His youngest, Daniel, was selected by the Tigers in the 2009 Draft.
- Bruce, 60, resides in Detroit, MI with his wife Julie and their two sons Aaron and Daniel.



JOE RACCUIA BENCH COACH

- Will serve as the bench coach for Binghamton in his second year in the organization...Was slated for the same role with Binghamton in 2020.
- Spent the last 12 seasons as head coach at Radford University in Virginia.
- Guided Radford to two Big South Tournament Championships (2015, 2017) and seven straight winning seasons from 2009-2015.
- In 2015, Racchia led Radford to first Big South regular season and tournament championships, and advanced to the NCAA regional round for the first time in program history...Also reached the NCAA regional round in 2017.
- Served as an assistant head coach at The George Washington University (1997-2000), associate head coach at George Mason University (2001-03), head coach at Marist University (2004-05) and assistant coach at the University of Alabama (2006-07)...Led the 2005 Marist team to the NCAA tournament.
- Graduated from Radford University in 1995 where he played on the school's baseball team.
- Joe, 48, lives in Radford, VA and has three kids, AJ, Joey and Emma.



PERFORMANCE STAFF



KIYOSHI TADA
Athletic Trainer

BROOKLYN CYCLONES (A) | HIGH-A EAST


ADDRESS: 1904 Surf Ave., Brooklyn, NY 11224

PHONE: (718) 449-8497

WEBSITE: brooklyncyclones.com

TWITTER: @BKCyclones

AFFILIATE SINCE: 2001



STADIUM (CAP.): MCU Park (7,000)

DIMENSIONS: LF (315), CF (412), RF (312)

SURFACE: Field Turf

ED BLANKMEYER MANAGER

- Enters his second season in the organization...Was also slated to manage Brooklyn in 2020.
- Spent 24 seasons as the head of coach at St. John's University where he accumulated an all-time record of 829-500-4, making him the winningest coach in the program's history.
- In his coaching career has had over 130 players sign professional contract...Has coached 11 first round picks and seen 21 players play in the majors including Craig Biggio, Mo Vaughn, Matt Morris, John Valentin and Joe Panik.
- Guided the Red Storm to five BIG EAST Tournament titles, six BIG EAST regular season titles...During his tenure, the Red Storm made the NCAA Tournament 11 times, including one NCAA Super Regional appearance.
- Is the winningest coach in the history of BIG EAST play with 347 conference victories...Earned BIG EAST Coach of the Year honors a conference-record eight times and was named the ABCA Northeast Region Coach of the Year four times.
- Blankmeyer was a member of the USA Baseball coaching staff in 2010 helping the Collegiate National Team win the silver medal at the V FISU World University Baseball Championships in Tokyo, Japan...Blankmeyer also made coaching stints with USA Baseball in 2015, serving as manager of the Collegiate National Team in the summer and acting as an assistant coach for the Premier12 squad in the fall...Helped guide Team USA to a silver medal at the inaugural WBSC Premier12.
- Blankmeyer, 66, and his wife, Susan, reside in Convent Station, NJ...They have two daughters, Brittany Leigh and Alison Joy, and one son, Taylor Edward.



NIC JACKSON HITTING COACH

- Is in his first season as a coach with the Mets.
- Previously served as a pro scout with the Cubs from 2017-2020.
- Played parts of eight years in the Cubs, Phillies and Mets organizations from 2000-2007.
- Played parts of eight years in the Independent Atlantic, Northern and American Associations from 2008-2015.
- Resides in Prince George, VA.



ROYCE RING PITCHING COACH

- Is in his first year as pitching coach for Brooklyn...Was slated for the same role with St. Lucie in 2020...Was Columbia's (A) pitching coach in 2019.
- Previously spent 2017-18 with Brooklyn (A)...Spent the 2016 season as the pitching coach at Kingsport (R).
- Spent the 2014 and 2015 seasons as the pitching coach with the Gulf Coast (R) Mets.
- Pitched for the Mets in 2005-2006, compiling an 0-2 record with a 3.47 ERA in 26 games.
- Played in the majors from 2005-2010 with the Mets, Braves, Padres and Yankees and had a 3-3 record with a 5.29 ERA...Spent 2011 in the minor leagues with Seattle and Boston before going to Colorado's organization in 2012...Played independent ball in 2013.
- Acquired by the Mets in 2003 along with pitcher Edwin Almonte and infielder Andrew Salvo from Chicago (AL) in a trade that sent Roberto Alomar to the White Sox.
- Selected in the first round (18th overall) by the White Sox in the June, 2002 First-Year Player Draft.
- Royce, 40, lives in Woodinville, Washington with his wife and two daughters.



MARIANO DUNCAN BENCH COACH

- Enters his third season in the organization.
- Served in the same role with Kingsport (R) in 2019.
- Spent the 2018 in the Detroit Tigers system, serving as the hitting coach for West Michigan (A).
- Previously spent eight seasons in the Chicago Cubs organization, serving as the hitting coach for the Triple-A Iowa (2017), hitting coach with Class-A Daytona/Myrtle Beach (2013-2016) and two seasons with Double-A Tennessee (2011-2012).
- Duncan began his coaching career with the Gulf Coast League Dodgers in 2003 and spent eight seasons in the Dodgers organization, serving as a coach with Triple-A Las Vegas (2005), Double-A Jacksonville (2004) and the first base coach for the Los Angeles Dodgers from 2006-2010.
- The former infielder played 12 Major League seasons with the Dodgers (1985-89), Reds (1989-91, 1995), Phillies (1992-95), Yankees (1996-97) and Blue Jays (1997).
- Duncan was a member of two World Series champions, the 1990 Cincinnati Reds and the 1996 New York Yankees.
- Inducted into the Dominican Republic Baseball Hall of Fame in 2008.
- Mariano, 57, lives in the Dominican Republic...He has seven children, Mariano, Christopher, Dustin, Jonatan, Damaris, Luis Enrique and Marianny.



PERFORMANCE STAFF



VANESSA WEISBACH
Athletic Trainer



RYAN ORR
Performance Coach

ST. LUCIE METS (A) | LOW-A SOUTHEAST

ADDRESS: 31 Piazza Dr., Port St. Lucie, FL 34986

PHONE: (772) 871-2100

WEBSITE: stluciemets.com

TWITTER: @stluciemets

AFFILIATE SINCE: 1988



STADIUM (CAP.): Clover Park (7,000)

DIMENSIONS: LF (338), CF (410), RF (338)

SURFACE: Natural Grass

REID BRIGNAC MANAGER

- Begins his second year in the organization...Was slated to manage Columbia in 2020, his first year as a manager after retiring as a player in 2018.
- Appeared in parts of nine years in the major leagues with the Tampa Bay Rays, Colorado Rockies, Atlanta Braves, Philadelphia Phillies, New York Yankees, Miami Marlins and Atlanta Braves.
- Originally drafted by the Tampa Bay Rays in the second round of the 2004 First Year Player Draft out of St. Amant High School in Louisiana.
- Reid, 35, resides in Tampa, FL, with his wife Lauren and their sons, Reid Jr. and Jace.



TOMMY JOSEPH HITTING COACH

- Is in his first season with the Mets and as a coach after retiring from his playing career following the 2020 season.
- Spent two seasons in the major leagues with the Philadelphia Phillies in 2016-17...Hit .247/.297/.460 with 98 runs, 42 doubles, a triple, 43 home runs and 116 RBI in 249 major league games.
- Appeared in parts of 11 seasons as a professional in the Giants, Phillies, Rangers and Red Sox organizations.
- Spent the 2019 season with the LG Twins in the KBO and played for Texas in the Constellation Energy League in 2020.
- Originally selected by the Giants in the second round of the 2009 First-Year Player Draft out of Horizon High School in Scottsdale, AZ.
- Tommy, 29, resides in Colorado Springs, CO, with his wife Ali and daughter Gavin.




JEROME WILLIAMS PITCHING COACH

- Enters his third season in the Mets organization after retiring in 2018 following a 20-year playing career.
- Played 11 years in the major leagues with the Giants, Angels, Cubs, Cardinals, Rangers, Phillies, Nationals and Astros...Compiled a 52-66 record with a 4.59 ERA in 236 career games.
- Is the only player in MLB history to beat one team, three times in a single season with three different teams...In 2014, he beat Oakland on April 24 (with Houston), July 25 (with Texas) and September 20 (with Philadelphia).
- Originally drafted by the San Francisco Giants in the first round (39th overall) in the 1999 First-Year Player Draft.
- Appeared in the 2003 NLDS as a member of the Giants.
- Played independently in Atlantic League, Mexican League as well as the Chinese Professional Baseball League.
- Jerome, 39, resides in Mission Viejo, CA, with his wife Sarah and their four kids, Tre-Jordan, Alana, Keilani and Tai.



JAY PECCI BENCH COACH

- Begins his third season in the Mets organization...Previously served as the bench coach for the GCL Mets in 2019.
- Originally drafted by the Oakland Athletics in the 11th round of the 1998 First Year Player Draft after graduating from Stanford University.
- Played seven seasons in affiliated baseball with the Oakland Athletics, Seattle Mariners and San Francisco Giants.
- Played seven more seasons in independent leagues before playing overseas in Italy and Germany.
- Served as a player/manager in Germany in 2018 to finish his 21 year playing career.
- Is the grandson of former Major Leaguer Joe Gantenbein who played for the Philadelphia Athletics under the legendary Connie Mack from 1939-1940.
- Jay and his wife Nadine reside in Novato, CA with their sons JJ and Lenny.



PERFORMANCE STAFF



AUSTIN DAYTON
Athletic Trainer



KORY WAN
Performance Coach

COMPLEX LEAGUE

ADDRESS: 31 Piazza Dr., Port St. Lucie, FL 34986

PHONE: (772) 871-2100

WEBSITE: stluciemets.com

TWITTER: @stluciemets

AFFILIATE SINCE: 1988



ROBBIE ROBINSON MANAGER

- Joins the organization for the 2021 season.
- Spent the previous three seasons in the Twins organization including the 2019 season at Triple-A Rochester.
- Compiled a 80-43 (.650) record managing rookie ball the last two seasons.
- Made his professional managerial debut in 2018, leading the DSL Twins to a 50-22 mark, before going 30-21 with the GCL Twins in 2019.
- Prior to joining the Twins, he spent seven years in various collegiate coaching capacities, with stops at Point Loma Nazarene University (San Diego, CA), Riverside (CA) Community College and Missouri State University.
- Was mentored by renowned college coaches Dennis Rogers (Riverside) and Keith Guttin (MSU).
- Also managed the Northwoods League's Battle Creek Bombers and was an associate scout for the Baltimore Orioles from 2015-17.
- Played collegiately at Irvine (CA) Valley College before transferring to Valparaiso (IN) University, where he was an All-Horizon League performer...Earned a master's in education from Northcentral University in San Diego, CA.
- The 33 year-old resides with his wife, Katelynn and their children Ellie and Mila in Tempe, AZ.



CHRIS NEWELL MANAGER

- Enters his second season with the Mets.
- Previously served as manager of the Birmingham-Bloomfield Beavers in the United Shore Professional Baseball League from 2016-2019.
- Was a scout with Tampa Bay (1999-2005) and with the New York Yankees (2006-2016).
- Managed the Kalamazoo Kings of the Frontier League in 2003.
- Played parts of two years in the independent Big South League, Heartland League and Frontier League.
- Served as Oakland University Associate Head Coach/Recruiting Coordinator (2002-2005).
- Chris resides in Clarkston, MI...He has one daughter, Peyton.



RICHIE BENES HITTING COACH

- Begins his third season in the organization.
- Joined the organization in April of 2019 as a hitting coach at the Dominican Academy.
- Was the hitting and infield coach at Saint Peter's University in Jersey City, NJ.
- Served as the hitting coach for the Danbury Westerners, a member of the New England Collegiate Baseball League.
- Originally selected by the Kansas City Royals in the 23rd round of the 1996 First Year Player Draft from Christopher Columbus High in The Bronx, NY.
- Played two years in the minors in the Royals system...Also played in Independent leagues including the Northeast League, Texas-Louisiana League, American Association and the Canadian-American League.
- Richie, 42, resides in The Bronx.



GILBERT GOMEZ HITTING COACH

- Begins his fourth season in the Mets system.
- Was slated to be the bench coach with Kingsport (R) in 2020.
- In 2019, Gomez was the bench coach with Columbia (A)...Spent 2018 as the DSL Mets2 (R) hitting coach.
- Has served as the assistant hitting coach for Leones del Escogido in the Dominican Winter League since 2017.
- Was the bench coach for the DR National Team 2018 U23 World cup, which was held in Colombia.
- Managed the Dominican National Team during the 2017 U-23 Baseball World Cup Qualifier in Panama...The team qualified for the 2018 U-23 Baseball World Cup in Panama.
- as an outfielder in the Mets minor league system from 2009-2015.
- Graduated from San Francisco De Asis High School in Santo Domingo, Dominican Republic in 2008.
- Comes from a baseball family; his brother Dariel is a professional baseball player for the Seattle Mariners, his brother José is a professional Scout for the Tampa Bay Rays and general manager for Leones Del Escogido in the Dominican Winter League...His brother Hector is one of the top sports journalists in the Dominican Republic.
- Gilbert, 28, resides in Santo Domingo, Dominican Republic.



MIGUEL BONILLA PITCHING COACH

- Miguel begins first season in the Mets organization.
- Spent the last two years in the Red Sox system as a pitching coach for the GCL Red Sox.
- He began his full-time coaching career in 1997 in the Pirates organization.
- The former minor league pitcher spent 22 seasons from 1997-2018 with the Pirates, Yankees, and Marlins organizations
- He resides in Venice, FL with his wife, Ivonne, and their daughter, Katherine and son, Adonis.



ENDER CHÁVEZ BENCH COACH

- Returns to the organization as a coach at the team's Port St. Lucie Complex.
- Spent the 2020 season as the major league batting practice pitcher...Spent the 2019 season as the coach for Double-A Binghamton.
- Managed the Cartagena Tigres in Colombia League during the 2018-2019 offseason.
- Spent 2018 with Columbia (A) and the previous two seasons as the hitting coach for Kingsport (R).
- Spent three seasons in the same role with the GCL Mets (R) from 2013-2015.
- From 2011-2012 he was the hitting coach for the DSL Mets (R).
- Played in the minor leagues for the Colorado Rockies organization from 1998-2001, New York Mets 2002-2003 and 2008 and the Montreal Expos from 2004-2007.
- In 2000 he was named the MVP of the Pioneer League.
- Helped St. Lucie (A) win the Florida State League Championship in 2002.
- Played for Navegates de Magallanes of the Venezuelan Winter League from 1998-2006 and Bravos de Margarita in 2007-2008.
- Worked in the Liga Paralela de Beisbol in Venezuela (Venezuelan League minors) as a coordinator for the Bravos de Margarita Paralela League affiliate in 2013 and a manager for Navegantes' Paralela team affiliate in 2014.
- Was an assistant hitting coach with Navegantes during the 2016-17 offseason.
- Brother of former Mets outfielder Endy Chavez.
- Ender and his wife, Andrea, reside in Valencia, VZ with their children: Ender Jr., Daniel, Denisse and Delanys.



ENDY CHÁVEZ BENCH COACH


- Returns to organization as a coach at the team's Port St. Lucie Complex.
- Was slated to coach with St. Lucie after spending the 2019 season as a coach with Brooklyn.
- The 2019 season marked his first year as a coach after retiring from his playing career following the 2018 season.
- Played parts of 13 seasons in the Major Leagues with the Mets, Kansas City Royals, Montreal Expos, Washington Nationals, Philadelphia Phillies, Seattle Mariners, Texas Rangers and Baltimore Orioles.
- Began his career in the Minor Leagues with the Mets in 1997...Played three years in the Major Leagues with the Mets (2006-2008), appearing in 337 games...Made one of the most memorable catches in franchise history during Game Seven of the 2006 NLCS...Was traded prior to 2009 to Seattle in a package for J.J. Putz.
- Most recently, played in the independent Atlantic League with the Somerset Patriots in 2018, batting .287 (100-349) in 87 games.
- Won the Atlantic League Batting Title in 2016 when he hit .345 for the Bridgeport Bluefish.



PERFORMANCE STAFF



JAY WIDMANN
Athletic Trainer



WYATT BRIGGS
Performance Coach



MATOKO NOUDEHOU
Performance Coach

CARTER CAPPS COORDINATOR/PITCHING COACH

- Begins his first season in the Mets organization.
- Spent the last two years working at Driveline Baseball.
- Played parts of five seasons in the major leagues with the Mariners, Marlins and Padres... Went 4-3 with a 4.21 ERA with 48 walks and 184 strikeouts across 129 career games.
- Was originally drafted by the Mariners in the third round of the 2011 First-Year Player Draft out of the University of Mount Olive in North Carolina.
- Carter, 30, is married to his wife, Alyssa and together they reside in Washington.

**DAVID DAVALILLO** INFIELD COACH

- Enters his 13th season with the organization.
- Was slated to manage the GCL Mets (R) in 2020.
- Was named the 2017 and 2019 Sterling Mets Coach of the Year.
- Spent the previous six seasons as a manager with the DSL Mets2 (R).
- From 2010-2013, served as a coach with the DSL Mets (R).
- Began his coaching career in the Venezuelan Summer League with the Mets affiliate during the 2009 season.
- Previously served as an international scout for the Mets from 2006-2008.
- David, 46, currently lives in Venezuela with his wife, Migdalia, and his children: sons, David and Gabriel, and daughters, Dakary, Dayiri and Mauriel.

**BRIAN DE LUNAS** SPECIAL PROJECTS COORDINATOR

- Begins his first season in the Mets organization.
- Previously spent 2020 and 2018 as the Bullpen Coach for the Seattle Mariners.
- Served as the Mariners director, pitching development & strategies in 2019...In that role, worked with pitchers, pitching coaches and analysts at all levels of Mariners organization to optimize pitching development and performance.
- Prior to joining the Mariners he was the director of pitching development at CSE Talent in St. Louis.
- Coached elite high school, college, minor league and MLB pitchers after founding Premier Pitching and Performance in St. Louis in 2014 and helped pioneer the use of several technologies to assist in pitching performance.
- Worked as a high school pitching coach in 2010-11 and 2004-05.
- Spent one season (2009) as pitching coach for the Duluth Huskies in the Northwoods League...was a volunteer assistant coach at the Univ. of Missouri from 2006-09 where he worked with several drafted pitchers...was pitching coach at Forest Park CC in 2005-06...pitching coach for Rawlings Prospects Baseball (select high school) from 2004-06 and was Marquette High School pitching coach from 2004-2005.
- Brian resides in Port. St. Lucie, FL, with wife Johannah, son, Rory, and daughter, Maren...graduated from Oakville (MO) High School and from Missouri Baptist University, where he pitched for the Spartans.



DOMINICAN REPUBLIC ACADEMY



STADIUM: Dominican Academy

DIMENSIONS: LF (335), CF (408), RF (330)

SURFACE: Natural Grass

DOMINICAN STAFF


Rafael Landestoy.....	Latin America Field Coordinator
Kremlin Martinez.....	DSL Pitching Coordinator
Steven Negron.....	Defensive Coordinator
Ozzie Virgil.....	Senior Advisor
Hector Alvarez.....	Catching Instructor
Anthony Sambois.....	Video Coordinator
Rosario Chiovaro.....	Integration Analyst
Manny Martinez.....	Manager
Christian Martinez.....	Pitching Coach
Leo Hernandez.....	Hitting Coach
Yucarybert de la Cruz.....	Manager
Victor Ramos.....	Pitching Coach
Eduardo Nunez.....	Hitting Coach
Alex Tavarez.....	Latin American Performance Coordinator
Paul Gonzales.....	DSL Head Trainer
Jhomelger Garcia.....	Physical Therapist
Juan Jose de los Santos.....	Athletic Trainer
Antonio Sosa.....	Athletic Trainer
Angel Ponce.....	Performance Coach
Ismael Campusano.....	Performance Coach
Guillermo Colina.....	Performance Coach
Raul Pimentel.....	Mental Performance Coach
Emmanuel Goico.....	Mental Performance Coach

SCOUTING & MINORS

RAFAEL LANDESTOY

LATIN AMERICA FIELD COORDINATOR

- Beginning his 14th year as the international field coordinator where he oversees instruction for the Mets Dominican Summer League teams.
- Served as the minor league infield coordinator for the Tigers organization from 2000-2007.
- Worked as both the outfield and baserunning coordinator as well as the manager of the Arizona League affiliate in the Diamondbacks system from 1998-1999.
- Was a coach with the Mets during the 1996 season, assuming the role of first base coach on August 26 for the remainder of the year...Managed St. Lucie (A) of the Florida State League from 1994-1995, leading the team to a 132-138 record during his tenure.
- Has worked with six different organizations during his coaching career...Started as the first base coach for the New York Yankees in 1986, followed by a stint in the same role with the Montreal Expos in 1989.
- Rafael played eight major league campaigns with Los Angeles, Cincinnati and Houston...Played in the 1977 World Series as a member of the Dodgers.



KREMLIN MARTINEZ**DSL PITCHING COORDINATOR**

- Begins his second year in the organization.
- Spent the 2003-19 years in the Dodgers system...Most recently served as the organization's assistant pitching coordinator.
- Was the field coordinator and a manager at Campo Las Palmas DSL in 2014, the pitching coordinator in 2013, the pitching coach for the AZL Dodgers in 2012, the pitching coach at Class-A in 2011, the pitching coach at Rookie-level in 2010, the pitching coach for the DSL Dodgers from 2007-09, an area scout in the Dominican Republic from 2006-07 and an assistant pitching coach for the GCL Dodgers from 2003-05.
- Martinez was originally signed by the Cleveland Indians out of the Dominican Republic in 1999 and retired as a player in 2001.
- Kremlin, 40, lives in Santo Domingo, DR.

**STEVEN NEGRON****DEFENSIVE COORDINATOR**

- Joined the organization in October of 2019 as the defensive coordinator.
- Served as a minor league infield coach with the San Diego Padres organization in 2018.
- Originally drafted by the Detroit Tigers in the 17th round of the 2013 First-Year Player Draft out of Miami-Dade College, Kendal Campus.
- Played two seasons in the Detroit organization.
- Received his bachelor's degree from Florida Atlantic University in 2016.
- Steven, 27, resides in Tampa, FL.

**OZZIE VIRGIL SR.****SENIOR ADVISOR**

- Starting his 13th season overseeing catching instruction for the Mets Dominican Summer League teams.
- Served as a coach on the major league level for 19 seasons...Coached with the San Francisco Giants (1969-1972, 1974-1975), Montreal Expos (1976-1981), San Diego Padres (1982-1985) and Seattle Mariners (1987-1988).
- Played in the major leagues for eight years with the New York Giants, San Francisco Giants, Detroit Tigers, Kansas City Athletics, Baltimore Orioles and Pittsburgh Pirates.
- Was the first Dominican-born major leaguer when he made his debut on September 23, 1956 for the NY Giants.
- Worked as an instructor with the San Francisco Giants and Los Angeles Angels at their academies in the Dominican Republic.
- His son, Ozzie Virgil, Jr., played 11 years in the majors (1980-1990) compiling a .243 batting average with the Phillies, Braves and Blue Jays.
- Served as an honorary coach for the Mets on September 26, 2018.
- Ozzie, 88, makes his home with his wife, Stella, in Monte Christi, Dominican Republic...He is a graduate of DeWitt Clinton High School in the Bronx, NY.

**ADDITIONAL STAFF**

HECTOR ALVAREZ
DSL Catching
Instructor



ANTHONY SAMBOIS
Video Coordinator



ROSARIO CHIAROVO
Integration Analyst

DSL METS #1 (R) | DOMINICAN SUMMER LEAGUE

ADDRESS: Carretera Jubey Km #2, Jubey, Dominican Republic

PHONE: (809) 622-8443 AFFILIATE SINCE: 1992

2019 DSL MID-SEASON ALL-STARs: Federico Polanco (INF)



MANNY MARTINEZ MANAGER

- Begins his seventh season as a manager for the DSL Mets (R)...Spent 2010-2014 as a coach with the DSL Mets.
- Played in the major leagues for the Seattle Mariners (1996), Philadelphia Phillies (1996), Pittsburgh Pirates (1999) and Montreal Expos (2000).
- Was in the Oakland Athletics organization from 1988-1994...Also played in the minor leagues for the Chicago Cubs (1995) and Florida Marlins (2000).
- Was named to the California League All-Star team in 1991, 1992 and 1993 while playing in the Athletics' minor league system.
- Played in the Dominican Winter League for the Aguilas Cibaeñas and the Tigres del Licey from 1994-2009...Was the Rookie of the Year in 1994... Helped win four championships with Licey and one Caribbean Series.
- Played in Korea for the Samsung Lions in 2001 and the LG Twins 2002 and 2003.
- Played in Mexican Pacific League from 2004-2008 for Tigres de Quintana Roo and Pericos de Puebla.
- Manny, 50, and his wife Raysa reside in San Pedro de Macoris with their children Natalie, Gerlim and Laisa.



MANAGERIAL CAREER			
Year	Org.	Affiliate	Record
2015	NYM	DSL Mets (R)	33-39
2016	NYM	DSL Mets (R)	45-26
2017	NYM	DSL Mets (R)	44-27
2018	NYM	DSL Mets (R)	47-25
2019	NYM	DSL Mets (R)	34-30
Totals		Four seasons	203-147

CRISTHIAN MARTINEZ PITCHING COACH

- Begins his second season as the pitching coach with the DSL Mets.
- Played five seasons in the major leagues with the Marlins and the Braves, compiling a 7-8 record with a 4.02 ERA (92 earned runs/206.0 innings) with 52 walks and 163 strikeouts in 135 career games.
- He was originally signed in 2003 with the Detroit Tigers...Was selected in the 2006 Rule 5 draft by the Marlins...Selected off waivers by the Braves in 2010.
- Played for Tiger del Licey in 2004 in the Dominican Winter League.
- Martinez, 38, resides in Santo Domingo with his wife, Freivelis Rivera and their children, Marfrey Martinez Rivera and Cristhian Freymar.



LEO HERNANDEZ HITTING COACH

- Begins his 24th year with the Mets organization and 11th with the DSL Mets...Spent 2001-2010 with the Venezuelan Mets, including three seasons as manager from 2007-2009.
- Was signed by the Mets in December of 1995 and played in the organization for three years before a career-ending injury.
- Hit .260 for the Dominican Summer League Mets in 1996 and .342 in 1997.
- Played his final season in 1998 for the VSL Mets and batted .310.
- Leo, 43, and his wife, Glendy, have three children, Ashley, Victoria and Ashton.



DSL METS #2 (R) | DOMINICAN SUMMER LEAGUE

YUCARYBERT DE LA CRUZ MANAGER

- Returns for his fourth season as the manager of the DSL Mets2 and his fifth season on staff overall.
- Assisted at the Mets' Dominican Academy in 2014.
- Signed by the Mets as a non-drafted free agent in 2009
- Played five years in the Mets organization, reaching St. Lucie (A) in 2013.
- Hit .238 (255-1,072) with eight home runs and 104 RBI in 288 minor league games...Batted a career-best .296 (84-284) over 71 games with the DSL Mets (R) in 2009.
- Yucarybert, 30, lives in Santo Domingo, Dominican Republic.

MANAGERIAL CAREER			
Year	Org.	Affiliate	Record
2018	NYM	DSL Mets (R)	34-37
2019	NYM	DSL Mets (R)	33-38
Totals		Two seasons	67-75



VICTOR RAMOS PITCHING COACH

- Is in his second season as the pitching coach with the DSL Mets 2 and his third year with the Mets.
- Spent last year as an intern with Class-A St. Lucie.
- Originally drafted by the Pirates in the 35th round of the 2000 First-Year Player Draft as a catcher, but converted to pitcher in 2004...Played for the Cubs in 2005 and was selected in the 2006 Minor League Phase of the Rule 5 Draft by the Red Sox in 2006...Had "Tommy John" Surgery that end his career.
- Was a member of the Puerto Rico staff on the last two editions of the World Baseball Classic, serving as a bullpen catcher and video coordinator.
- Has also served as a bench coach with Gigantes de Carolina in the Puerto Rico Winter League.
- Victor, 40, is married Christie Roque...They have two daughters, Taymarie Ramos and Isadora Rivera.



EDUARDO NUÑEZ HITTING COACH

- Is in his first year with the organization.
- Spent four years in the minor leagues with the Montreal, Washington and Kansas City organizations.
- Was a former teammate of Mets Manager Luis Rojas while in the Expos organization.
- Eduardo, 35, resides in Puerto Rico.



DOMINICAN BASEBALL ACADEMY

The New York Mets Dominican Baseball Academy opened in the summer of 2008 and provides the Mets a permanent presence in the Dominican Republic. Built on over 37 acres of land, the academy features three full fields (including a replica Citi Field), one half-field, four large batting tunnels, a spacious weight room, a clubhouse and training room facilities.

Players and coaches live in a modern dormitory style building that can house up to 64 permanent players, 20 tryout players and coaches. There are also two classrooms and a computer lab that is utilized to hold high-school level courses and English classes so that players have access to education while living at the complex.

To entertain players in their time between the ball field and the classroom, there are lounges equipped with televisions, video games, ping-pong tables, and a swimming pool.

PERFORMANCE STAFF




ALEX TAVAREZ
Latin American
Performance Coordinator



PAUL GONZALES
DSL Head Trainer



JHOMELGER GARCIA
Physical Therapist



JUAN JOSE DE LOS SANTOS
Athletic Trainer



ANTONIO SOSA
Athletic Trainer



ANGEL PONCE
Performance Coach



ISMAEL CAMPUSANO
Performance Coach

ADDITIONAL PERFORMANCE STAFF

Guillermo ColinaPerformance Coach
 Raul Pimentel..... Mental Performance Coach
 Emmanuel GoicoMental Performance Coach

DOUBLEDAY/STERLING AWARDS

1982

TIDEWATER (AAA)	Brian Giles, 2B
JACKSON (AA)	D. Strawberry, OF & J. Bittiger, RHP
LYNCHBURG (A)	Jody Johnston, RHP
SHELBY (A)	John Christensen, OF
LITTLE FALLS (A)	Dave Cochrane, 3B & Jason Felice, OF
KINGSPORT (R)	Richard Diaz, 2B

1983

TIDEWATER (AAA)	Clint Hurdle, 3B
JACKSON (AA)	J. Gibbons, C & H. Winningham, OF
LYNCHBURG (A)	L. Dykstra, OF & D. Gooden, RHP
CAPITAL CITY (A)	K. Brown, LHP & S. Springer, 2B
LITTLE FALLS (A)	J. Innis, RHP & S. Jefferson, OF
SARASOTA (R)	Marcus Lawton, SS

1984

TIDEWATER (AAA)	Wes Gardner, RHP
JACKSON (AA)	Calvin Schiraldi, RHP
LYNCHBURG (A)	B. Lyons, C & R. Myers, LHP
CAPITAL CITY (A)	Kyle Hartshorn, RHP
LITTLE FALLS (A)	Scott Little, OF & Mark Davis, RHP
KINGSPORT (R)	Shawn Abner, OF

1985

TIDEWATER (AAA)	Billy Beane, OF
JACKSON (AA)	Barry Lyons, C/1B
LYNCHBURG (A)	S. Abner, OF & K. Hartshorn, RHP
CAPITAL CITY (A)	Marcus Lawton, OF
LITTLE FALLS (A)	Brian Givens, LHP
KINGSPORT (R)	Gregg Jefferies, SS

1986

TIDEWATER (AAA)	Dave Magadan, IF
JACKSON (AA)	Keith Miller, 2B
LYNCHBURG (A)	Gregg Jefferies, SS
CAPITAL CITY (A)	K. Armstrong, RHP & J. Contreras, OF
LITTLE FALLS (A)	Pete Bauer, RHP
KINGSPORT (R)	Juan Marina, RHP

1987

TIDEWATER (AAA)	Randy Milligan, IF
JACKSON (AA)	Gregg Jefferies, IF
LYNCHBURG (A)	Todd Welborn, RHP
CAPITAL CITY (A)	Robbie Hernandez, LHP
LITTLE FALLS (A)	Steve Newton, RHP
KINGSPORT (R)	Alex Diaz, SS

1988

TIDEWATER (AAA)	Phil Lombardi, C & Dave West, LHP
JACKSON (AA)	Blaine Beatty, LHP
ST. LUCIE (A)	Tim Bogar, SS & Kevin Brown, LHP
CAPITAL CITY (A)	Mike Miller, RHP
LITTLE FALLS (A)	Dale Plummer, RHP
KINGSPORT (R)	V. Zawaski, 1B & D. Furmanik, RHP

1989

TIDEWATER (AAA)	Tom O'Malley, IF
JACKSON (AA)	Julio Valera, RHP & Zoilo Sanchez, OF
ST. LUCIE (A)	Chris Donnels, IF
CAPITAL CITY (A)	Todd Hundley, C
PITTSFIELD (A)	G. Langbehn, LHP & C. Butterfield, IF
KINGSPORT (R)	James Harris, C
SARASOTA (R)	Butch Huskey, IF

1990

TIDEWATER (AAA)	Kelvin Torve, IF
JACKSON (AA)	Anthony Young, RHP
ST. LUCIE (A)	Nikco Riesgo, 1B
CAPITAL CITY (A)	Tim Howard, IF & Tito Navarro, IF
PITTSFIELD (A)	Jeromy Burnitz, OF
KINGSPORT (R)	Aaron Ledesma, IF & Omar Garcia, 1B
SARASOTA (R)	Jerome Tolliver, OF

1991

TIDEWATER (AAA)	Chris Donnels, IF
WILLIAMSPORT (AA)	Jeromy Burnitz, OF
ST. LUCIE (A)	Julian Vasquez, RHP
CAPITAL CITY (A)	B. Huskey, IF & J. Martinez, RHP
PITTSFIELD (A)	Randy Curtis, OF
KINGSPORT (R)	Ricky Otero, OF
SARASOTA (R)	Edgardo Alfonzo, IF

1992

TIDEWATER (AAA)	Steve Springer, IF
JACKSON (AA)	Bobby Jones, RHP
ST. LUCIE (A)	Fernando Vina, IF
CAPITAL CITY (A)	Quilvio Veras, IF
PITTSFIELD (A)	Edgardo Alfonzo, IF
KINGSPORT (R)	Don White, OF
GULF COAST (R)	Rafael Guerrero, OF

1993

NORFOLK (AAA)	Bobby Jones, RHP
BINGHAMTON (AA)	Butch Huskey, 3B
ST. LUCIE (A)	Randy Curtis, OF
CAPITAL CITY (A)	Guillermo Garcia, C
PITTSFIELD (A)	Mike Welch, RHP
KINGSPORT (R)	Cesar Diaz, C
GULF COAST (R)	Joe Atwater, LHP

1994

NORFOLK (AAA)	Aaron Ledesma, SS
BINGHAMTON (AA)	Rickey Otero, OF
ST. LUCIE (A)	Rey Ordoñez, SS
CAPITAL CITY (A)	Randy Warner, OF
PITTSFIELD (A)	Jay Payton, OF
KINGSPORT (R)	Jesus Sanchez, LHP
GULF COAST (R)	Jose Lopez, 3B

1995

NORFOLK (AAA)	B. Huskey, IF & J. Isringhausen, RHP
BINGHAMTON (AA)	Jay Payton, OF & Eric Ludwick, RHP
ST. LUCIE (A)	Sandy Pichardo, SS
CAPITAL CITY (A)	Sean Johnston, LHP
PITTSFIELD (A)	Fletcher Bates, OF & Robert Daly, IF
KINGSPORT (R)	J. Patterson, IF & J. Simpson, OF
GULF COAST (R)	Octavio Dotel, RHP

1996

NORFOLK (AAA)	Derek Wallace, RHP
BINGHAMTON (AA)	Chris Saunders, IF
ST. LUCIE (A)	Scott Hunter, OF & Arnold Gooch, RHP
CAPITAL CITY (A)	Nelson Figueroa, RHP
PITTSFIELD (A)	Corey Erickson, IF
KINGSPORT (R)	Pee Wee Lopez, C
GULF COAST (R)	Ray Lovingood, LHP

1997

NORFOLK (AAA)	Roberto Petagine, 1B
BINGHAMTON (AA)	Tate Seefried, 1B & Jesus Sanchez, LHP
ST. LUCIE (A)	Fletcher Bates, OF
CAPITAL CITY (A)	Danny Ramirez, OF & Grant Roberts, RHP
PITTSFIELD (A)	Scott Comer, LHP
KINGSPORT (R)	Maurice Bruce, IF/OF
GULF COAST (R)	Endy Chavez, OF

1998

NORFOLK (AAA)	Jeff Tam, RHP
BINGHAMTON (AA)	Scott Hunter, OF
ST. LUCIE (A)	Kenny Pumphrey, RHP
CAPITAL CITY (A)	Alex Escobar, OF & Kevin Dougherty, LHP
PITTSFIELD (A)	Allen Dina, OF
KINGSPORT (R)	Yon German, LHP
GULF COAST (R)	Alfredo Garcia, OF

1999

NORFOLK (AAA)	Todd Haney, IF
BINGHAMTON (AA)	Jason Tyner, OF
ST. LUCIE (A)	Dicky Gonzalez, RHP
CAPITAL CITY (A)	Earl Snyder, IF
PITTSFIELD (A)	Rodney Nye, IF
KINGSFORT (R)	Gil Velazquez, IF
GULF COAST (R)	Orlando Roman, RHP

2000

NORFOLK (AAA)	Timo Perez, OF
BINGHAMTON (AA)	Alex Escobar, OF
ST. LUCIE (A)	Earl Snyder, IF
CAPITAL CITY (A)	Marvin Seale, OF
PITTSFIELD (A)	Chris Basak, IF
KINGSFORT (R)	Chad Bowen, RHP

2001

NORFOLK (AAA)	Pete Walker, RHP
BINGHAMTON (AA)	Rob Stratton, OF
ST. LUCIE (A)	Billy Traber, LHP
CAPITAL CITY (A)	Craig Brazell, 1B & Jose Reyes, IF
BROOKLYN (A)	Ross Peebles, LHP & Jay Caligiuri, 1B
KINGSFORT (R)	Justin Huber, C

2002

PLAYER OF THE YEAR	Jose Reyes, IF
PITCHER OF THE YEAR	David Mattox, RHP
NORFOLK (AAA)	Marco Scutaro, IF
BINGHAMTON (AA)	Prentice Redman, OF
ST. LUCIE (A)	Craig Brazell, 1B
CAPITAL CITY (A)	Justin Huber, C & David Wright, 3B
BROOKLYN (A)	Kevin Deaton, RHP
KINGSFORT (R)	Jamar Hill, OF

2003

PLAYER OF THE YEAR	Mike Jacobs, C
PITCHER OF THE YEAR	Matt Peterson, RHP
NORFOLK (AAA)	Jeremy Griffiths, RHP
BINGHAMTON (AA)	Rodney Nye, 3B
ST. LUCIE (A)	David Wright, 3B
CAPITAL CITY (A)	Aarom Baldiris, 3B
BROOKLYN (A)	Ian Bladergroen, 1B
KINGSFORT (R)	Tyler Davidson, OF

2004

PLAYER OF THE YEAR	David Wright, IF
PITCHER OF THE YEAR	Yusmeiro Petit, RHP
STERLING ROOKIE OF THE YEAR	Lastings Milledge, OF
NORFOLK (AAA)	Victor Diaz, OF
BINGHAMTON (AA)	Angel Pagan, OF
ST. LUCIE (A)	Brett Harper, IF
CAPITAL CITY (A)	Blake Whealy, IF
BROOKLYN (A)	Ambiorix Concepcion, OF
KINGSFORT (R)	Jesus Gamero, OF
GULF COAST (R)	Jesus Flores, C

2005

PLAYER OF THE YEAR	Mike Jacobs, IF/C
PITCHER OF THE YEAR	Brian Bannister, RHP
NORFOLK (AAA)	Jason Scobie, RHP
BINGHAMTON (AA)	Anderson Hernandez, IF
ST. LUCIE (A)	Andy Wilson, 1B
HAGERSTOWN(A)	Carlos Gomez, OF
BROOKLYN (A)	Joe Holden, OF
KINGSFORT (R)	Matt Anderson, 3B
GULF COAST (R)	Emmanuel Garcia, SS

2006

PLAYER OF THE YEAR	Mike Carp, 1B
PITCHER OF THE YEAR	Mike Devaney, RHP
NORFOLK (AAA)	Lastings Milledge, OF
BINGHAMTON (AA)	M. Abreu, 1B, C. Gomez, OF
ST. LUCIE (A)	Jesus Flores, C
HAGERSTOWN(A)	F. Martinez, OF & J. Niese, LHP
BROOKLYN (A)	Dustin Martin, OF
KINGSFORT (R)	Emmanuel Garcia, IF
GULF COAST (R)	Josh Stinson, RHP
DOMINICAN SUMMER LG. (R)	Greg Veloz, IF
VENEZUELAN SUMMER LG. (R)	Gabriel Zavala, OF

2007

PLAYER OF THE YEAR	Anderson Hernandez, IF
PITCHER OF THE YEAR	Kevin Mulvey, RHP
NEW ORLEANS (AAA)	Willie Collazo, LHP
BINGHAMTON (AA)	Carlos Muniz, RHP
ST. LUCIE (A)	Daniel Murphy, 3B
SAVANNAH (A)	Brahiam Maldonado, OF
BROOKLYN (A)	Dylan Owen, RHP
KINGSFORT (R)	Jose Jimenez, 3B
GULF COAST (R)	Ezequiel Carrera, OF
DOMINICAN SUMMER LG. (R)	Pedro Zapata, OF
VENEZUELAN SUMMER LG. (R)	Ruben Tejada, SS

2008

CO-PLAYERS OF THE YEAR	D. Murphy, IF & N. Evans, IF
PITCHER OF THE YEAR	Jonathon Niese, LHP
NEW ORLEANS (AAA)	Brian Stokes, RHP
BINGHAMTON (AA)	Mike Carp, 1B
ST. LUCIE (A)	Dillon Gee, RHP
SAVANNAH (A)	Gregory Veloz, 2B
BROOKLYN (A)	Brad Holt, RHP
KINGSFORT (R)	Wilmer Flores, SS
GULF COAST (R)	Jeffery Marte, 3B
DOMINICAN SUMMER LG. (R)	Gonzalez Germen, RHP
VENEZUELAN SUMMER LG. (R)	Jhonathan Torres, LHP

2009

PLAYER OF THE YEAR	Ike Davis, 1B
PITCHER OF THE YEAR	Jeurys Familia, RHP
BUFFALO (AAA)	Jesus Feliciano, OF
BINGHAMTON (AA)	Josh Thole, C
ST. LUCIE (A)	Kirk Nieuwenhuis, OF
SAVANNAH (A)	Robert Carson, LHP
BROOKLYN (A)	Mark Cohoon, LHP
KINGSFORT (R)	Jeff Flagg, 1B
GULF COAST (R)	Julio Conception, OF
DOMINICAN SUMMER LG. (R)	Alexander Sanchez, 1B
VENEZUELAN SUMMER LG. (R)	Andres Perez, OF

2010

PLAYER OF THE YEAR	Lucas Duda, OF
PITCHER OF THE YEAR	Mark Cohoon, LHP
BUFFALO (AAA)	Dillon Gee, RHP
BINGHAMTON (AA)	Kirk Nieuwenhuis, OF
ST. LUCIE (A)	Wilmer Flores, IF
SAVANNAH (A)	Cesar Puello, OF
BROOKLYN (A)	Darrell Ceciliani, OF
KINGSFORT (R)	Aderlin Rodriguez, IF
GULF COAST (R)	Domingo Tapia, RHP
DOMINICAN SUMMER LG-1 (R)	Eudy Pina, OF
DOMINICAN SUMMER LG-2 (R)	Hector Alvarez, C

2011

PLAYER OF THE YEAR	Josh Satin, IF
PITCHER OF THE YEAR	Darin Gorski, LHP
BUFFALO (AAA)	Chris Schwinden, RHP
BINGHAMTON (AA)	Jeury's Familia, OF
ST. LUCIE (A)	Matt Harvey, RHP
SAVANNAH (A)	Angel Cuan, LHP
BROOKLYN (A)	Danny Muno, IF
KINGSFORT (R)	Cam Maron, C
GULF COAST (R)	Rafael Montero, RHP
DOMINICAN SUMMER LG-1 (R)	Maikis De La Cruz OF
DOMINICAN SUMMER LG-2 (R)	Persio Reyes, RHP

2012

PLAYER OF THE YEAR	Wilmer Flores, IF
PITCHER OF THE YEAR	Rafael Montero, RHP
BUFFALO (AAA)	Matt Harvey, RHP
BINGHAMTON (AA)	Zack Wheeler, RHP
ST. LUCIE (A)	Alonso Harris, IF
SAVANNAH (A)	Michael Fulmer, RHP
BROOKLYN (A)	Hansel Robles, RHP
KINGSFORT (R)	Miller Diaz, RHP
DOMINICAN SUMMER LG-1 (R)	Yoryi Nuez, RHP
DOMINICAN SUMMER LG-2 (R)	Vicente Lupo, OF

2013

CO-PLAYERS OF THE YEAR	Allan Dykstra, IF & Kevin Plawecki, C
PITCHER OF THE YEAR	Gabriel Ynoa, RHP
LAS VEGAS (AAA)	Rafael Montero, RHP
BINGHAMTON (AA)	Noah Syndergaard, RHP & Jeff Walters, RHP
ST. LUCIE (A)	Dustin Lawley, IF/OF
SAVANNAH (A)	Jayce Boyd, IF
BROOKLYN (A)	Robert Gsellman, RHP
KINGSFORT (R)	Robert Whalen, RHP
GULF COAST (R)	Dominic Smith, IF
DOMINICAN SUMMER LG-1 (R)	John Mora, OF
DOMINICAN SUMMER LG-2 (R)	Jose Medina, RHP

2014

PLAYER OF THE YEAR	Dilson Herrera, IF
PITCHER OF THE YEAR	Steven Matz, LHP
LAS VEGAS (AAA)	Matt Reynolds, IF
BINGHAMTON (AA)	Kevin Plawecki, C
ST. LUCIE (A)	Brandon Nimmo, OF
SAVANNAH (A)	Dario Alvarez, LHP & Akeel Morris, RHP
BROOKLYN (A)	Marcos Molina, RHP
KINGSFORT (R)	Vicente Lupo, OF
GULF COAST (R)	John Mora, OF
DOMINICAN SUMMER LG-1 (R)	Ali Sanchez, C
DOMINICAN SUMMER LG-2 (R)	Walter Rasquin, IF

2015

PLAYER OF THE YEAR	Michael Conforto, OF
PITCHER OF THE YEAR	Robert Gsellman, RHP
LAS VEGAS (AAA)	Travis Taijeron, OF
BINGHAMTON (AA)	Gavin Cecchini, IF
ST. LUCIE (A)	Dominic Smith, IF
SAVANNAH (A)	Luis Guillorme, IF
BROOKLYN (A)	Alex Palsha, RHP
KINGSFORT (R)	Patrick Mazeika, C
.....	& Kevin Kaczmarski, OF
GULF COAST (R)	Adonis Uceta, RHP
DOMINICAN SUMMER LG-1 (R)	Wagner Lagrange, OF
DOMINICAN SUMMER LG-2 (R)	Nicolas Debora, RHP

2016

PLAYER OF THE YEAR	Amed Rosario, IF & Brandon Nimmo, OF
PITCHER OF THE YEAR	P.J. Conlon, LHP
LAS VEGAS (AAA)	T.J. Rivera, IF
BINGHAMTON (AA)	Dominic Smith, IF
ST. LUCIE (A)	Tomas Nido, C
COLUMBIA (A)	David Thompson, IF
BROOKLYN (A)	Desmond Lindsay, OF
KINGSFORT (R)	Thomas Szapucki, LHP
GULF COAST (R)	Carlos Sanchez, C
DOMINICAN SUMMER LG-1 (R)	Raul Beracierta, OF
DOMINICAN SUMMER LG-2 (R)	Andres Gimenez, IF

2017


PLAYER OF THE YEAR	Dominic Smith, IF
PITCHER OF THE YEAR	Corey Oswalt, RHP
LAS VEGAS (AAA)	Amed Rosario, IF
BINGHAMTON (AA)	Luis Guillorme, IF
ST. LUCIE (A)	Jhoan Urena, IF
COLUMBIA (A)	Jordan Humphreys, RHP
BROOKLYN (A)	Nicolas Debora, RHP
KINGSFORT (R)	Rigoberto Terrazas, IF
GULF COAST (R)	Jaison Viera, RHP
DOMINICAN SUMMER LG-1 (R)	Miguel Ramirez, RHP
DOMINICAN SUMMER LG-2 (R)	Yoel Romero, IF & Luis Santana, IF

2018

PLAYER OF THE YEAR	Peter Alonso, IF
PITCHER OF THE YEAR	Justin Dunn, RHP
LAS VEGAS (AAA)	Drew Gagnon, RHP
BINGHAMTON (AA)	Jeff McNeil, IF
ST. LUCIE (A)	Andres Gimenez, IF
COLUMBIA (A)	David Peterson, LHP
BROOKLYN (A)	Ross Adolph, OF
KINGSFORT (R)	Luis Santana, IF
GULF COAST (R)	Ronny Mauricio, IF
DOMINICAN SUMMER LG-1 (R)	Andres Regnault, C
DOMINICAN SUMMER LG-2 (R)	Christofer Dominguez (LHP)

2019

HITTER OF THE YEAR	Mark Vientos, INF
PITCHER OF THE YEAR	Kevin Smith, LHP
DEFENDER OF THE YEAR	Andrés Giménez, IF
BASERUNNER OF THE YEAR	Sam Haggerty, INF/OF
DSL PLAYER OF THE YEAR	Freddy Valdez, OF
DSL PITCHER OF THE YEAR	Ronny Rincónes, RHP
COACH OF THE YEAR	GCL Manager David Davalillo



NATIONAL BASEBALL HALL OF FAME AND MUSEUM

25 Main Street, Cooperstown, New York 13326

Phone: (607) 547-7200

Public Relations: (607) 547-0215

E-mail address: info@baseballhall.org

Website: baseballhall.org

Summer Hours: Memorial Day Weekend - Labor Day Weekend: 9 a.m. to 9 p.m.

Regular Hours: 9 a.m. to 5 p.m.

Holiday Closings: Thanksgiving Day, Christmas Day, and New Year's Day.

DIRECTORY: Jane Forbes Clark (Chairman), Tim Mead (President), Jeff Jones (Senior Vice President of Finance and Administration), Sean Gahagan (Vice President, Retail Merchandising & Licensing), Erik Strohl (Vice President, Exhibitions and Collections), Ken Meifert (Vice President, Sponsorship & Development)

PR CONTACTS: Jon Shestakofsky (Vice President, Communications & Education) and Craig Muder (Comm. Director)

HALL OF FAME INDUCTION 2021: Sunday, July 25

Class of 2020: Derek Jeter, Marvin Miller, Ted Simmons and Larry Walker

METS IN THE HALL OF FAME

With his election to the Class of 2016, Mike Piazza followed Tom Seaver as the second player to represent the Mets on his Hall of Fame plaque. Eighteen former players, managers and executives with ties to the New York Mets have earned election to the Baseball Hall of Fame. Others include Richie Ashburn, Yogi Berra, Gary Carter, Tom Glavine, Rickey Henderson, Pedro Martinez, Willie Mays, Eddie Murray, Nolan Ryan, Duke Snider, Warren Spahn, Casey Stengel, Joe Torre and George Weiss. For a complete list of Mets in the Hall of Fame, visit the "Hall of Famers" team pages at www.baseballhall.org.

NOTABLE METS ARTIFACTS IN COOPERSTOWN

- Spikes worn by Noah Syndergaard on May 2, 2019, when he pitched a shutout against the Reds and hit a home run for the game's only run.
- Batting gloves used by Pete Alonso when he hit his 53rd home run of the season on Sept. 28, 2019, to set a new rookie record.
- Jersey worn by Daniel Murphy during the 2015 Postseason, when he captured the NLCS MVP Award and hit seven home runs in 14 games.
- Jersey worn by Yoenis Cespedes on Aug. 21, 2015, when he became the first player in history to record three home runs, five hits, seven runs batted in and a steal in one game.
- Jersey worn by Curtis Granderson on July 27, 2014 featuring the Hall of Fame's 75th anniversary patch.
- Jersey won by National League Cy Young Award winner R.A. Dickey when he won his 16th game of the season on Aug. 25, 2012.
- Bat used by David Wright for Team USA's walk-off win over Puerto Rico in the second round of the 2009 World Baseball Classic.
- Cap worn by Carlos Beltran of Team Puerto Rico in the 2009 World Baseball Classic.
- Ticket from the final New York Mets opening day at Shea Stadium on April 8, 2008.
- Jersey and ball from Tom Glavine's 300th career victory on Aug. 5, 2007.
- Jersey worn by Pedro Martinez to record his 3,000th strikeout on Sept. 3, 2007.
- Bat used by Julio Franco to hit a home run on April 20, 2006; he became the oldest player to homer in MLB history.
- Bat used by Mike Piazza on May 5, 2004 to set the homer mark for catchers at 352.
- Bat used by Futures Game MVP Jose Reyes in 2002 in Milwaukee.
- NYPD and FDNY caps worn by Mets players in 2001 to honor the Sept. 11 attacks.
- Jersey with USA patch worn by John Franco on Sept. 17, 2001, first game after 9/11.
- National League Cy Young Award trophies won by Tom Seaver in 1969 and 1975.



Spikes worn by Noah Syndergaard on May 2, 2019, during his 1-0 shutout which featured his own home run.

A LOOK AHEAD TO 2022

Ballots for the 2022 Hall of Fame/BBWAA election will be distributed following the 2021 season with results from the voting scheduled to be announced in January 2022. A partial list of first-year candidates for election includes Prince Fielder, David Ortiz, Álex Rodríguez and Mark Teixeira. Historical information on past BBWAA elections and the election process can be accessed at www.baseballhall.org or by contacting the Hall of Fame Communications department.

CONNECT TO COOPERSTOWN

- For up-to-the-minute news from Cooperstown, visit at www.baseballhall.org. Stay up-to-date on all the activity at the Hall of Fame's official site, on Twitter @baseballhall and through social networking on Facebook, Instagram and YouTube.
- If you would like to receive interesting stories and timely news items direct from the Hall of Fame and get the inside track on the latest happenings in Cooperstown, sign up for *Inside Pitch*. There's no cost to receive our weekly electronic newsletter in your e-mail box at home or work and it's easy to enroll: Just log on to www.baseballhall.org/media/museum-facts.
- If you have an interest in receiving *Around The Horn*, the Hall's monthly media newsletter, please send an e-mail to info@baseballhall.org. Be sure to include your name, name of organization and e-mail address. Or visit www.baseballhall.org/media-info.

RESEARCH ASSISTANCE

The Hall of Fame is pleased to provide assistance in baseball research and members of the media are encouraged to utilize this valuable baseball resource whenever necessary by calling the Public Relations department at (607) 547-0215, or the Library Reference desk at (607) 547-0330.

MINOR LEAGUE PLAYER BIOS

ABAD, YEREMI RIGHT-HANDED PITCHER

HT: 6-1 WT: 165 B/T: Right/Right

BORN: 1/25/02 in Santo Domingo, Dominican Republic

RESIDES: Santo Domingo, Dominican Republic

SIGNING SCOUT: Fernando Encarnacion

ACQUIRED (SIGNED): Signed as a non-drafted free agent in 2019 (3/7/19)

YR	CLUB	W-L	ERA	G	GS	CG	SHO	SV	IP	H	R	ER	HR	HB	BB	SO	WP	BK
19	DSL Mets1 (R)	3-2	9.89	15	5	0	0	0	23.2	25	30	26	2	8	34	23	14	2

ACOSTA, DAISON RIGHT-HANDED PITCHER

HT: 6-2 WT: 192 B/T: Right/Right

BORN: 8/24/98 in Paraiso, Dominican Republic

RESIDES: Barahona, Dominican Republic

SIGNING SCOUT: Daurys Nin

ACQUIRED (SIGNED): Signed as a non-drafted free agent in 2016 (7/2/16)

YR	CLUB	W-L	ERA	G	GS	CG	SHO	SV	IP	H	R	ER	HR	HB	BB	SO	WP	BK
16	DSL Mets1 (R)	0-1	3.86	3	3	0	0	0	11.2	14	6	5	0	0	6	8	2	0
17	GCL Mets (R)	0-2	3.27	6	4	0	0	0	22.0	18	8	8	0	2	7	19	3	0
18	Kingsport (R)	2-5	4.46	10	9	0	0	0	42.1	38	28	21	8	6	18	46	6	1
19	Columbia (A)	1-4	3.78	11	11	0	0	0	52.1	50	31	22	4	4	26	49	6	2
	Brooklyn (A)	1-0	0.98	4	3	0	0	0	18.1	9	3	2	0	2	6	25	3	1
Minor League Totals		4-12	3.56	34	30	0	0	0	146.2	129	76	58	12	14	63	147	20	4

ACUNA, JOSE RIGHT-HANDED PITCHER

HT: 6-2 WT: 175 B/T: Right/Right

BORN: 10/20/02 in Bejuma, Venezuela

RESIDES: Bejuma, Venezuela

SIGNING SCOUT: Andres Nunez

ACQUIRED (SIGNED): Signed as a non-drafted free agent in 2019 (7/3/19)

ADON, RANFY OUTFIELDER

HT: 6-3 WT: 197 B/T: Right/Right

BORN: 8/2/97 in Bajos de Haina, Dominican Republic

RESIDES: Bajos de Haina, Dominican Republic

SIGNING SCOUT: Daurys Nin

ACQUIRED (SIGNED): Signed as a non-drafted free agent in 2014 (10/8/14)

YR	CLUB	AVG	G	AB	R	H	2B	3B	HR	RBI	SH	SF	HB	BB	SO	SB	CS	SLG	OBP	E
15	DSL Mets2 (R)	.240	59	208	42	50	9	4	5	25	5	1	9	26	51	12	4	.394	.348	5
16	GCL Mets (R)	.195	40	133	22	26	4	0	2	12	1	1	2	16	37	9	4	.271	.289	1
17	Kingsport (R)	.333	1	6	3	2	0	1	0	3	0	0	0	2	2	0	0	.667	.333	0
	GCL Mets (R)	.280	11	50	9	14	4	2	0	1	0	0	0	4	16	1	0	.440	.333	1
18	Kingsport (R)	.295	40	146	29	43	6	6	5	26	3	1	3	7	52	10	5	.521	.338	5
19	Columbia (A)	.000	2	8	0	0	0	0	0	0	0	0	0	6	0	0	0	.000	.000	0
	Brooklyn (A)	.270	41	137	22	37	4	1	2	13	0	1	0	10	41	11	3	.358	.318	2
Minor League Totals		.250	194	688	127	172	27	14	14	80	9	4	14	63	205	45	16	.391	.324	14

ALFARO, JHOXAN RIGHT-HANDED PITCHER

HT: 6-1 WT: 196 B/T: Right/Right

BORN: 10/20/02 in Guerrero Negro, Mexico

RESIDES: Guerrero Negro, Mexico

SIGNING SCOUT: Martin Arvizu

ACQUIRED (SIGNED): Signed as a non-drafted free agent in 2019 (12/11/19)

ALFONSECA, ANGEL LEFT-HANDED PITCHER

HT: 5-10 WT: 171 B/T: Left/Left

BORN: 2/13/00 in San Cristobal, Dominican Republic

RESIDES: San Cristobal, Dominican Republic

SIGNING SCOUT: Fernando Encarnacion

ACQUIRED (SIGNED): Signed as a non-drafted free agent in 2020 (3/3/20)

ALFONSECA, MIGUEL RIGHT-HANDED PITCHER

HT: 6-0 WT: 190 B/T: Right/Right

BORN: 1/10/01 in San Cristobal, Dominican Republic**RESIDES:** Azua, Dominican Republic**SIGNING SCOUT:** Fernando Encarnacion**ACQUIRED (SIGNED):** Signed as a non-drafted free agent in 2019 (2/28/19)

YR	CLUB	W-L	ERA	G	GS	CG	SHO	SV	IP	H	R	ER	HR	HB	BB	SO	WP	BK
19	DSL Mets2 (R)	0-2	11.57	4	4	0	0	0	9.1	6	14	12	0	2	14	5	1	0

ALLAN, MATTHEW RIGHT-HANDED PITCHER**MAJOR LEAGUE INVITE****ALMONTE, JOSLYN** OUTFIELDER

HT: 5-11 WT: 193 B/T: Right/Right

BORN: 5/10/03 in San Pedro de Macoris, Dominican Republic**RESIDES:** San Pedro de Macoris, Dominican Republic**SIGNING SCOUT:** Wilson Peralta**ACQUIRED (SIGNED):** Signed as a non-drafted free agent in 2019 (7/2/19)**ÁLVAREZ, FRANCISCO** CATCHER**MAJOR LEAGUE INVITE****ARNAUD, JUAN** RIGHT-HANDED PITCHER

HT: 6-2 WT: 164 B/T: Right/Right

BORN: 6/22/03 in Cotui, Dominican Republic**RESIDES:** Cotui, Dominican Republic**SIGNING SCOUT:** Wilson Peralta**ACQUIRED (SIGNED):** Signed as a non-drafted free agent in 2021 (1/15/21)**ASHFORD, ZACH** OUTFIELDER

HT: 5-10 WT: 175 B/T: Left/Right

BORN: 2/9/97 in Clovis, CA**RESIDES:** Clovis, CA**SIGNING SCOUT:** Tyler Holmes**ACQUIRED (SIGNED):** Mets sixth-round pick in the 2019 First-Year Player Draft (6/9/19)**HIGH SCHOOL:** Buchanan HS (CA)
COLLEGE: Fresno State

YR	CLUB	AVG	G	AB	R	H	2B	3B	HR	RBI	SH	SF	HB	BB	SO	SB	CS	SLG	OBP	E
19	GCL Mets (R)	.295	37	129	19	38	13	1	2	23	1	0	3	23	26	2	3	.457	.413	0
	Brooklyn (A)	.136	16	59	7	8	1	1	1	4	1	0	1	5	17	2	1	.237	.215	0
	St. Lucie (A)	.353	5	17	1	6	1	0	0	3	0	0	0	1	4	1	2	.412	.389	0
	Minor League Totals	.254	58	205	27	52	15	2	3	30	2	0	4	29	47	5	6	.390	.357	0

ATENCIO, JAVIER LEFT-HANDED PITCHER

HT: 6-0 WT: 160 B/T: Left/Left

BORN: 11/26/01 in Ocumare del Tuy, Venezuela**RESIDES:** Maracay, Venezuela**SIGNING SCOUT:** Andres Nunez**ACQUIRED (SIGNED):** Signed as a non-drafted free agent in 2018 (7/2/18)

YR	CLUB	W-L	ERA	G	GS	CG	SHO	SV	IP	H	R	ER	HR	HB	BB	SO	WP	BK
19	DSL Mets (R)	0-1	4.75	12	8	0	0	0	36.0	42	22	19	2	2	16	25	8	0

AYBAR, RONIS OUTFIELDER

HT: 6-0 WT: 180 B/T: Left/Right

BORN: 1/13/00 in Sabana Grande de Palenque, Dominican Republic**RESIDES:** La Guita, Dominican Republic**SIGNING SCOUT:** Gerardo Cabrera**ACQUIRED (SIGNED):** Signed as a non-drafted free agent in 2019 (3/3/19)

YR	CLUB	AVG	G	AB	R	H	2B	3B	HR	RBI	SH	SF	HB	BB	SO	SB	CS	SLG	OBP	E
19	DSL Mets1 (R)	.237	25	93	16	22	6	1	0	5	0	0	7	10	35	2	3	.323	.355	4
	DSL Mets2 (R)	.600	1	5	1	3	1	0	0	1	0	0	0	1	1	0	0	.800	.667	0
	Minor League Totals	.255	26	98	17	25	7	1	0	6	0	0	7	11	36	3	3	.347	.371	4

BAPTIST, RICARDO LEFT-HANDED PITCHER

HT: 6-0 WT: 192 B/T: Right/Right

BORN: 11/16/02 in Tamayo, Dominican Republic**RESIDES:** Tamayo, Dominican Republic**SIGNING SCOUT:** Oliver Dominguez**ACQUIRED (SIGNED):** Signed as a non-drafted free agent in 2021 (1/15/21)**BATY, BRETT** INFILDER**MAJOR LEAGUE INVITE****BECK, JACE** RIGHT-HANDED PITCHER

HT: 6-9 WT: 218 B/T: Right/Right

BORN: 6/14/00 in Tuttle, OK**HIGH SCHOOL:** Blanchard HS (OK)**RESIDES:** Tuttle, OK**SIGNING SCOUT:** Nathan Beuster**ACQUIRED (SIGNED):** Mets 22nd-round pick in the 2019 First-Year Player Draft (7/1/19)

YR	CLUB	W-L	ERA	G	GS	CG	SHO	SV	IP	H	R	ER	HR	HB	BB	SO	WP	BK
19	GCL Mets (R)	0-0	3.38	6	0	0	0	2	8.0	7	3	3	0	1	1	10	4	0

BERACIERTA, RAUL OUTFILDER

HT: 6-2 WT: 230 B/T: Right/Right

BORN: 5/24/99 in San Felix, Venezuela**RESIDES:** Guayana, Venezuela**SIGNING SCOUTS:** Robert Espejo & Héctor Rincones**ACQUIRED (SIGNED):** Signed as a non-drafted free agent in 2015 (12/11/15)**CAREER NOTES****2016...** Sterling Award Winner for DSL Mets1.

YR	CLUB	AVG	G	AB	R	H	2B	3B	HR	RBI	SH	SF	HB	BB	SO	SB	CS	SLG	OBP	E
16	DSL Mets2 (R)	.347	31	98	15	34	2	2	1	10	0	0	3	7	22	2	0	.439	.407	2
	DSL Mets1 (R)	.310	31	113	16	35	5	1	0	13	1	1	3	12	13	6	1	.372	.388	2
17	GCL Mets (R)	.253	49	162	14	41	8	0	1	16	0	1	2	11	42	2	3	.321	.307	2
18	Kingsport (R)	.270	46	159	35	43	8	3	3	29	0	0	5	26	36	7	2	.415	.389	1
19	GCL Mets (R)	.500	2	10	1	5	1	0	0	5	0	0	0	2	0	0	0	.600	.500	0
	Brooklyn (A)	.188	31	80	11	15	2	0	0	6	2	0	2	9	26	2	2	.213	.286	1
Minor League Totals		.283	231	774	114	219	33	7	6	99	4	3	19	79	166	24	9	.367	.362	8

BERBESI, CÉSAR INFILDER

HT: 6-0 WT: 185 B/T: Left/Right

BORN: 4/13/00 in Maracay, Venezuela**RESIDES:** Maracay, Venezuela**SIGNING SCOUT:** Héctor Rincones**ACQUIRED (SIGNED):** Signed as a non-drafted free agent in 2018 (6/15/18)

YR	CLUB	AVG	G	AB	R	H	2B	3B	HR	RBI	SH	SF	HB	BB	SO	SB	CS	SLG	OBP	E
19	GCL Mets (R)	.173	17	52	6	9	2	1	0	6	3	1	2	7	17	1	3	.250	.290	3
	DSL Mets1 (R)	.545	3	11	2	6	2	0	0	7	0	1	0	1	1	0	0	.727	.538	1
	DSL Mets2 (R)	.309	41	165	32	51	11	2	0	15	1	0	4	24	22	4	4	.400	.409	13
Minor League Totals		.289	61	228	40	66	15	3	0	28	4	2	6	32	40	6	7	.382	.388	17

BIDDY, JARED RIGHT-HANDED PITCHER

HT: 6-2 WT: 174 B/T: Right/Right

BORN: 7/25/96 in Iowa Park, TX**HIGH SCHOOL:** Iowa Park HS (TX)**RESIDES:** Iowa Park, TX**COLLEGE:** Southeastern Louisiana**SIGNING SCOUT:** Jet Butler**ACQUIRED (SIGNED):** Signed as a non-drafted free agent in 2019 (6/30/19)

YR	CLUB	W-L	ERA	G	GS	CG	SHO	SV	IP	H	R	ER	HR	HB	BB	SO	WP	BK
19	Kingsport (R)	1-0	0.00	3	0	0	0	0	2.0	1	0	0	0	0	0	1	1	0
	Brooklyn (A)	3-0	0.96	14	0	0	0	0	28.0	23	4	3	0	1	3	34	0	0
	Columbia (A)	0-0	0.00	1	0	0	0	0	1.1	0	0	0	0	0	0	0	0	0
Minor League Totals		4-0	0.86	18	0	0	0	0	31.1	24	4	3	0	1	3	35	1	0

BLEVINS, JERRY LEFT-HANDED PITCHER**MAJOR LEAGUE INVITE****BOHANEK, CODY INFIELDER****HT:** 6-1 **WT:** 190 **B/T:** Left/Left**BORN:** 7/2/95 in Oak Lawn, IL**HIGH SCHOOL:** Marist HS (IL)**RESIDES:** Oak Lawn, IL**COLLEGE:** University of Illinois - Chicago**SIGNING SCOUT:** Mark Adair (Houston)**ACQUIRED:** Acquired from Houston along with INF J.D. Davis in exchange for OF Ross Adolph, INF Luis Santana and C Scott Manea on January 6, 2019.

YR	CLUB	AVG	G	AB	R	H	2B	3B	HR	RBI	SH	SF	HB	BB	SO	SB	CS	SLG	OBP	E
17	Greenville (R)	.239	47	163	28	39	7	0	3	16	1	2	15	16	40	4	3	.337	.357	6
	Quad Cities (A)	.278	10	36	5	10	1	0	0	1	0	0	1	2	14	0	1	.306	.333	1
18	Fresno (AAA)	.195	11	41	2	8	0	0	0	1	0	1	0	1	17	1	0	.195	.209	0
	Quad Cities (A)	.223	44	139	22	31	2	2	4	17	0	1	8	21	29	7	1	.353	.355	2
	Buies Creek (A)	.212	65	212	28	45	7	0	2	20	0	1	8	27	56	6	4	.274	.323	1
19	St. Lucie (A)	.229	99	306	41	70	17	1	5	22	1	4	19	39	110	12	9	.340	.348	14
	Binghamton (AA)	.182	8	22	4	4	0	0	0	2	0	0	0	1	5	0	2	.182	.217	1
Minor League Totals		.225	284	919	130	207	34	3	14	79	2	9	51	107	271	30	20	.314	.336	25

BRITO, RICHARD RIGHT-HANDED PITCHER**HT:** 6-4 **WT:** 190 **B/T:** Right/Right**BORN:** 11/5/98 in Caracas, Venezuela**RESIDES:** Caracas, Venezuela**SIGNING SCOUT:** Carlos Perez**ACQUIRED (SIGNED):** Signed as a non-drafted free agent in 2020 (7/2/20)**BRODEY, QUINN OUTFIELDER****HT:** 6-1 **WT:** 195 **B/T:** Left/Left**BORN:** 12/1/95, Glendale, CA**RESIDES:** Stanford, CA**HIGH SCHOOL:** Loyola HS (CA)**COLLEGE:** Stanford**SIGNING SCOUT:** Tyler Holmes**ACQUIRED (SIGNED):** Mets third-round pick in the 2017 First-Year Player Draft (6/25/17)**CAREER NOTES**

College...Led Stanford in batting average (.314), home runs (11), RBI (51), slugging percentage (.556) and total bases (133) in his junior season...Named to the All-Pac-12 team in his sophomore year...**High School...**Selected in the 37th round of the 2014 First-Year Player Draft by the Washington Nationals following his senior year at Loyola but did not sign.

YR	CLUB	AVG	G	AB	R	H	2B	3B	HR	RBI	SH	SF	HB	BB	SO	SB	CS	SLG	OBP	E
17	Brooklyn (A)	.257	54	210	20	54	9	2	2	30	0	3	1	14	49	10	3	.348	.303	3
	Columbia (A)	.229	9	35	4	8	1	1	1	7	0	1	0	4	14	0	0	.400	.300	0
18	Columbia (A)	.217	84	314	36	68	14	5	10	46	0	2	6	26	93	7	2	.389	.287	3
	St. Lucie (A)	.245	31	102	11	25	3	1	3	17	0	0	0	10	31	4	0	.382	.313	0
19	St. Lucie (A)	.285	53	200	30	57	13	1	5	38	0	6	0	18	46	8	2	.435	.335	4
	Binghamton (AA)	.251	77	247	22	62	16	0	5	24	2	3	2	22	61	5	2	.377	.314	6
Minor League Totals		.247	308	1108	123	274	56	10	26	162	2	15	9	94	294	34	9	.386	.308	16

BRYANT, GARRISON RIGHT-HANDED PITCHER**HT:** 6-3 **WT:** 202 **B/T:** Left/Right**BORN:** 12/3/98 in Deerfield, NH**HIGH SCHOOL:** Clearwater (FL)**RESIDES:** Clearwater, FL**SIGNING SCOUT:** Jon Updike**ACQUIRED (SIGNED):** Mets 36th-round pick in the 2016 First-Year Player Draft (7/19/16)**CAREER NOTES****2019...**Was a New York-Penn League All-Star with Brooklyn (A).

YR	CLUB	W-L	ERA	G	GS	CG	SHO	SV	IP	H	R	ER	HR	HB	BB	SO	WP	BK
16	GCL Mets (R)	0-0	9.72	7	0	0	0	0	8.1	15	9	9	0	2	2	5	2	0
17	Kingsport (R)	0-5	8.76	12	5	0	0	0	37.0	52	43	36	5	2	18	33	6	0
18	Kingsport (R)	1-3	5.24	11	8	0	0	0	46.1	52	34	27	7	4	19	54	5	0
19	Brooklyn (A)	5-1	2.39	14	12	0	0	0	75.1	49	21	20	3	4	14	75	5	1
	Columbia (A)	0-0	21.60	1	0	0	0	0	1.2	2	4	4	1	0	1	1	2	0
Minor League Totals		6-9	5.12	45	25	0	0	0	168.2	170	111	96	16	12	54	168	20	1

BUTTO, JOSÉ RIGHT-HANDED PITCHER

HT: 6-1 WT: 202 B/T: Right/Right

BORN: 3/19/98 in Cumana, Sucre, Venezuela**RESIDES:** Cumana, Sucre, Venezuela**SIGNING SCOUT:** Nestor Moreno**ACQUIRED (SIGNED):** Signed as a non-drafted free agent in 2016 (12/21/16)

YR	CLUB	W-L	ERA	G	GS	CG	SHO	SV	IP	H	R	ER	HR	HB	BB	SO	WP	BK
17	DSL Mets2 (R)	1-1	1.44	15	8	0	0	1	50.0	48	11	8	0	2	9	41	1	1
18	Kingsport (R)	3-0	1.93	6	6	1	0	0	32.2	27	7	7	3	3	11	31	1	1
	Brooklyn (A)	1-2	6.11	6	5	0	0	0	28.0	31	20	19	6	4	11	24	2	0
19	Columbia (A)	4-10	3.62	27	25	0	0	0	112.0	100	53	45	8	5	31	109	4	2
Minor League Totals		9-13	3.19	54	44	1	0	1	222.2	206	91	79	17	14	62	205	8	4

CAMACARO, SAMUEL INFILDER

HT: 5-11 WT: 165 B/T: Right/Right

BORN: 11/23/2003 in Barquimeto, Venezuela**RESIDES:** Barquimeto, Venezuela**SIGNING SCOUT:** Robert Espejo**ACQUIRED (SIGNED):** Signed as a non-drafted free agent in 2021 (1/15/21).**CAMILO, LUIS** LEFT-HANDED PITCHER

HT: 6-4 WT: 190 B/T: Left/Left

BORN: 7/22/02 in Santo Domingo, Dominican Republic**RESIDES:** Santo Domingo, Dominican Republic**SIGNING SCOUT:** Wilson Peralta**ACQUIRED (SIGNED):** Signed as a non-drafted free agent in 2019 (12/4/19)**CAMPOS, DYRON** OUTFILDER

HT: 5-10 WT: 155 B/T: Right/Right

BORN: 12/26/00 in Ocumare del Tuy, Venezuela**RESIDES:** San Francisco de Paula de Yare, Venezuela**SIGNING SCOUT:** Carlos Perez**ACQUIRED (SIGNED):** Signed as a non-drafted free agent in 2019 (1/30/19).

YR	CLUB	AVG	G	AB	R	H	2B	3B	HR	RBI	SH	SF	HB	BB	SO	SB	CS	SLG	OBP	E
19	DSL Mets2 (R)	.301	66	259	42	78	14	4	1	15	4	0	3	24	40	12	14	.398	.367	4
	DSL Mets1 (R)	.000	3	7	2	0	0	0	0	0	1	0	0	1	1	1	1	.000	.125	0
Minor League Totals		.293	69	266	44	78	14	4	1	15	5	0	3	25	41	13	15	.387	.361	4

CAMPOS, YEIZO RIGHT-HANDED PITCHER

HT: 5-11 WT: 195 B/T: Right/Right

BORN: 4/29/96 in Barcelona, Venezuela**RESIDES:** Barcelona, Venezuela**SIGNING SCOUT:** Nestor Moreno & Héctor Rincones**ACQUIRED (SIGNED):** Signed as a non-drafted free agent in 2016 (4/1/16)

YR	CLUB	W-L	ERA	G	GS	CG	SHO	SV	IP	H	R	ER	HR	HB	BB	SO	WP	BK
16	DSL Mets2 (R)	0-2	3.38	4	4	0	0	0	16.0	17	6	6	0	2	3	20	1	0
	DSL Mets 1 (R)	3-1	1.25	8	0	0	0	1	21.2	19	9	3	0	2	6	27	4	1
17	Brooklyn (A)	0-0	4.91	1	0	0	0	0	3.2	6	2	2	1	0	0	6	1	0
	GCL Mets (R)	1-4	3.52	8	7	0	0	0	46.0	35	21	18	1	1	14	49	2	0
	St. Lucie (A)	1-1	5.06	3	3	0	0	0	16.0	17	9	9	1	0	3	8	0	0
18	Brooklyn (A)	0-0	4.05	1	1	0	0	0	6.2	8	3	3	1	1	0	4	0	0
	Columbia (A)	3-4	3.88	17	7	0	0	1	67.1	65	33	29	4	2	18	64	0	0
19	Brooklyn (A)	0-0	0.00	1	0	0	0	0	1.0	0	0	0	0	0	0	3	0	0
	St. Lucie (A)	1-0	1.10	19	1	0	0	4	32.2	25	6	4	2	2	8	39	1	1
	Binghamton (AA)	0-3	5.52	8	1	9	9	9	14.2	15	9	9	3	1	3	12	0	0
Minor League Totals		9-15	3.31	70	24	0	0	6	225.2	207	98	83	13	11	55	232	9	2

CARPIO, LUIS INFIELDER

HT: 6-0 WT: 195 B/T: Right/Right

BORN: 7/11/97 in Caracas, Venezuela**RESIDES:** Port St. Lucie, Florida**SIGNING SCOUTS:** Carlos Pérez & Héctor Rincones**ACQUIRED (SIGNED):** Signed as a non-drafted free agent in 2013 (7/11/13)**CAREER NOTES****2018...**Earned Player of the Week honors for St. Lucie (A) of the Florida State League for the week of July 15.

YR	CLUB	AVG	G	AB	R	H	2B	3B	HR	RBI	SH	SF	HB	BB	SO	SB	CS	SLG	OBP	E
14	DSL Mets2 (R)	.234	60	209	35	49	9	1	1	20	2	2	4	33	33	12	4	.301	.347	13
15	Kingsport (R)	.304	45	181	31	55	10	0	0	22	0	4	5	17	34	9	7	.359	.372	8
16	GCL Mets (R)	.290	8	31	3	9	1	1	0	2	0	0	2	1	11	0	0	.387	.353	0
	Brooklyn (A)	.140	12	43	4	6	2	0	0	1	0	0	1	8	10	0	0	.186	.288	0
17	Columbia (A)	.232	125	474	53	110	18	3	3	36	0	6	2	53	95	17	5	.302	.308	21
18	St. Lucie (A)	.219	112	389	38	85	21	0	12	40	0	6	1	40	80	8	9	.365	.289	14
	Binghamton (AA)	.250	1	4	1	1	0	0	0	0	0	0	0	1	1	1	0	.250	.400	0
19	St. Lucie (A)	.330	31	94	13	31	4	1	1	12	0	1	1	10	15	2	3	.426	.396	1
	Binghamton (AA)	.263	82	243	28	64	15	0	3	22	2	0	3	28	49	2	6	.362	.347	4
Minor League Totals		.246	476	1668	206	410	80	6	20	155	4	19	19	191	328	51	34	.337	.327	61

CASTILLO, LEWIS INFIELDER

HT: 6-0 WT: 163 B/T: Right/Right

BORN: 6/23/03 in Barinas, Venezuela**RESIDES:** Barinas, Venezuela**SIGNING SCOUT:** Robert Espejo**ACQUIRED (SIGNED):** Signed as a non-drafted free agent in 2019 (12/7/19)**CASTILLO, LUIS INFIELDER**

HT: 6-1 WT: 180 B/T: Left/Right

BORN: 11/13/01 in Santo Domingo, Dominican Republic**RESIDES:** Santo Domingo, Dominican Republic**SIGNING SCOUT:** Gerardo Cabrera**ACQUIRED (SIGNED):** Signed as a non-drafted free agent in 2018 (7/2/18)

YR	CLUB	AVG	G	AB	R	H	2B	3B	HR	RBI	SH	SF	HB	BB	SO	SB	CS	SLG	OBP	E
19	DSL Mets 1 (R)	.237	54	190	25	45	9	2	0	23	1	0	5	32	53	4	2	.305	.361	12

CASTRO, SEBASTIAN OUTFIELDER

HT: 6-3 WT: 185 B/T: Left/Right

BORN: 8/27/04 in New York, NY**RESIDES:** Santo Domingo, Dominican Republic**SIGNING SCOUT:** Oliver Dominguez**ACQUIRED (SIGNED):** Signed as a non-drafted free agent in 2021 (1/15/21).

YR	CLUB	W-L	ERA	G	GS	CG	SHO	SV	IP	H	R	ER	HR	HB	BB	SO	WP	BK
19	DSL Mets2 (R)	0-0	1.80	3	3	0	0	0	10.0	4	2	2	0	1	11	9	3	0

CAVALLARO, JOE RIGHT-HANDED PITCHER

HT: 6-4 WT: 205 B/T: Right/Right

BORN: 7/19/95 in Venice, FL**RESIDES:** Venice, FL**SIGNING SCOUT:** Jon Updike**ACQUIRED (SIGNED):** Mets 24th round pick in the 2017 First-Year Player Draft (6/19/17)**CAREER NOTES****2018...**Was named a South Atlantic League Mid-Season All-Star for Columbia (A).

YR	CLUB	W-L	ERA	G	GS	CG	SHO	SV	IP	H	R	ER	HR	HB	BB	SO	WP	BK
17	Kingsport (R)	3-1	2.34	11	5	0	0	0	34.2	23	13	9	1	2	10	35	4	0
18	Columbia (A)	8-2	2.09	13	12	0	0	0	77.1	54	24	18	5	4	26	83	2	0
	Binghamton (AA)	2-4	4.84	9	8	0	0	0	44.2	48	25	24	1	2	18	41	7	0
	St. Lucie (A)	0-0	9.00	1	1	0	0	0	5.0	9	5	5	2	1	1	5	0	0
19	St. Lucie (A)	6-5	3.54	32	8	0	0	3	81.1	74	36	32	6	8	34	74	1	0
Minor League Totals		19-12	3.26	66	34	0	0	3	243.0	208	103	88	15	17	89	238	14	0

CLEVELAND, MATT RIGHT-HANDED PITCHER

HT: 6-5 WT: 194 B/T: Right/Right

BORN: 3/18/98 in Windsor, CT

HIGH SCHOOL: Windsor HS (CT)

RESIDES: Windsor, CT

SIGNING SCOUT: Michael Pesce

ACQUIRED (SIGNED): Mets 12th-round pick in the 2016 First-Year Player Draft (7/8/16)

CAREER NOTES

2019...Was the winning pitcher in the New York-Penn League All-Star Game (1.0 IP, H, K).

YR	CLUB	W-L	ERA	G	GS	CG	SHO	SV	IP	H	R	ER	HR	HB	BB	SO	WP	BK
16	GCL Mets (R)	0-1	12.27	7	0	0	0	0	7.1	12	12	10	1	0	6	2	3	0
17	GCL Mets (R)	1-0	2.55	7	4	0	0	0	24.2	13	8	7	0	1	12	17	3	0
18	Kingsport (R)	1-4	4.97	10	10	0	0	0	41.2	41	39	23	3	1	40	26	8	0
19	Brooklyn (A)	3-3	3.78	14	14	0	0	0	66.2	53	31	28	4	3	32	42	11	0
Minor League Totals		5-8	4.36	38	28	0	0	0	140.1	119	90	68	8	5	90	87	25	0

COBB, TREY RIGHT-HANDED PITCHER

HT: 6-1 WT: 190 B/T: Right/Right

BORN: 6/24/94 in Broken Arrow, OK

HIGH SCHOOL: Broken Arrow (OK)

RESIDES: Broken Arrow, OK

COLLEGE: Oklahoma State

SIGNING SCOUT: Nathan Beuster

ACQUIRED (SIGNED): Mets eighth-round pick in the 2017 First-Year Player Draft (6/19/17)

CAREER NOTES

2019...Missed the entire season after undergoing Tommy John surgery...2018...Named Mid-Season All-Star for Columbia (A) of the South Atlantic League...College...Ended his college career with 92 career appearances, the most in Oklahoma State history...Became the 14th pitcher in OSU history to record 100 strikeouts in a single season when he did so as a junior at Oklahoma State...In OSU's run to the College World Series in 2016, he posted a 0.64 ERA (one earned run/14.0 innings) and four saves...Was selected in the 12th-round of the 2016 First-Year Player Draft by the Chicago Cubs but returned to college for his final season...Personal...Grandfather, Frank Linzy, played 10 seasons in the majors for the Giants, Cardinals, Phillies and Brewers.

YR	CLUB	W-L	ERA	G	GS	CG	SHO	SV	IP	H	R	ER	HR	HB	BB	SO	WP	BK
17	Brooklyn (A)	1-2	2.63	20	0	0	0	1	27.1	21	12	8	1	2	10	30	2	1
18	Columbia (A)	3-1	2.22	27	0	0	0	10	28.1	34	12	7	4	3	4	33	2	0
	St. Lucie (A)	0-1	4.50	15	0	0	0	2	22.0	19	11	11	3	1	6	19	2	0
19									Did Not Pitch - Injured									
Minor League Totals		4-4	3.01	62	0	0	0	13	77.2	74	35	26	8	6	20	82	6	1

COLINA, JOSE CATCHER

HT: 6-2 WT: 250 B/T: Switch/Right

BORN: 3/26/98 in Valencia, Venezuela

RESIDES: Falcon, Venezuela

SIGNING SCOUT: Nestor Moreno

ACQUIRED (SIGNED): Signed as a minor league free agent in 2021 (1/9/21)

YR	CLUB	AVG	G	AB	R	H	2B	3B	HR	RBI	SH	SF	HB	BB	SO	SB	CS	SLG	OBP	E
15	DSL White Sox (R)	.187	29	91	6	17	2	0	1	10	1	2	1	14	24	0	0	.242	.296	4
16	DSL White Sox (R)	.188	34	117	11	22	2	0	1	5	3	1	0	6	36	0	1	.231	.226	4
17	AZL White Sox (R)	.327	16	55	6	18	3	0	1	13	2	1	0	4	15	0	0	.436	.367	2
18	AZL White Sox (R)	.169	21	59	5	10	2	0	0	8	0	2	1	8	15	0	0	.203	.271	3
19	AZL White Sox (R)	.372	29	86	19	32	6	1	8	20	0	0	2	9	17	0	0	.744	.443	4
Minor League Totals		.243	129	408	47	99	15	1	11	56	6	6	4	41	107	0	1	.365	.314	17

COLINA, ROBERT RIGHT-HANDED PITCHER

HT: 5-9 WT: 209 B/T: Right/Right

BORN: 4/24/01 in Falcon, Venezuela

RESIDES: Falcon, Venezuela

SIGNING SCOUT: Robert Espejo

ACQUIRED (SIGNED): Signed as a non-drafted free agent in 2017 (7/2/17)

YR	CLUB	W-L	ERA	G	GS	CG	SHO	SV	IP	H	R	ER	HR	HB	BB	SO	WP	BK
18	DSL Mets2 (R)	3-2	2.94	13	9	0	0	0	49.0	42	19	16	3	3	12	49	0	0
19	DSL Mets2 (R)	1-1	4.91	4	4	0	0	0	14.2	16	8	8	1	1	4	16	4	0
	GCL Mets	4-4	3.57	11	4	0	0	1	40.1	42	22	16	0	3	13	35	6	0
Minor League Totals		8-7	3.46	28	17	0	0	1	104.0	100	49	40	4	7	29	100	10	0

COLÓN, JEFFREY RIGHT-HANDED PITCHER

HT: 6-1 WT: 184 B/T: Right/Right

BORN: 11/9/99 in Las Matas de Farfan, Dominican Republic**RESIDES:** Las Matas de Farfan, Dominican Republic**SIGNING SCOUT:** Daurys Nin**ACQUIRED (SIGNED):** Signed as a non-drafted free agent in 2017 (10/20/17)

YR	CLUB	W-L	ERA	G	GS	CG	SHO	SV	IP	H	R	ER	HR	HB	BB	SO	WP	BK
18	DSL Mets1 (R)	4-2	4.24	15	3	0	0	2	34.0	30	17	16	0	3	16	33	5	0
19	GCL Mets (R)	4-3	4.94	19	0	0	0	3	27.1	28	21	15	1	5	17	22	11	0
Minor League Totals		8-5	4.55	34	3	0	0	5	61.1	58	38	31	1	8	33	55	16	0

CONSUEGRA, STANLEY OUTFIELDER

HT: 6-2 WT: 196 B/T: Right/Right

BORN: 9/24/00 in Santo Domingo, Dominican Republic**RESIDES:** Santo Domingo, Dominican Republic**SIGNING SCOUT:** Gerardo Cabrera**ACQUIRED (SIGNED):** Signed as a non-drafted free agent in 2017 (7/2/17)

YR	CLUB	AVG	G	AB	R	H	2B	3B	HR	RBI	SH	SF	HB	BB	SO	SB	CS	SLG	OBP	E
18	DSL Mets2 (R)	.217	51	189	23	41	12	3	2	26	0	1	5	17	41	4	4	.344	.297	1
	GCL Mets (R)	.192	13	52	9	10	1	1	2	13	0	1	1	9	5	5	0	.365	.317	0
19	Did Not Play - Injured																			
Minor League Totals		.212	64	241	32	51	13	4	4	39	0	2	6	26	46	9	4	.349	.302	1

CONTI, NICK INFIELDER

HT: 5-10 WT: 180 B/T: Right/Right

BORN: 2/14/97 in Orlando, FL**RESIDES:** Orlando, FL**SIGNING SCOUT:** Jon Updike**ACQUIRED (SIGNED):** Mets 39th-round pick in the 2019 First-Year Player Draft (6/9/19)

YR	CLUB	AVG	G	AB	R	H	2B	3B	HR	RBI	SH	SF	HB	BB	SO	SB	CS	SLG	OBP	E
19	GCL Mets (R)	.238	27	84	18	20	5	0	1	12	0	0	5	21	13	7	1	.333	.418	5
	Columbia (A)	.241	15	54	7	13	3	1	1	5	0	1	1	8	16	2	1	.389	.344	0
Minor League Totals		.239	42	138	25	33	8	1	2	17	0	1	6	29	29	9	2	.255	.391	5

CONTRERAS, KELVIN LEFT-HANDED PITCHER

HT: 6-0 WT: 152 B/T: Left/Left

BORN: 5/12/01 in San Pedro de Macoris, Dominican Republic**RESIDES:** San Pedro de Macoris, Dominican Republic**SIGNING SCOUT:** Oliver Dominguez**ACQUIRED (SIGNED):** Signed as a non-drafted free agent in 2020 (2/4/20)**CORNIELLY, JOSHUA** RIGHT-HANDED PITCHER

HT: 6-2 WT: 207 B/T: Right/Right

BORN: 1/15/01 in Miranda, Venezuela**RESIDES:** Caracas, Venezuela**SIGNING SCOUT:** Carlos Pérez**ACQUIRED (SIGNED):** Signed as a non-drafted free agent in 2017 (9/28/17)

YR	CLUB	W-L	ERA	G	GS	CG	SHO	SV	IP	H	R	ER	HR	HB	BB	SO	WP	BK
18	DSL Mets1 (R)	4-0	3.25	14	0	0	0	2	27.2	35	16	10	0	1	8	27	2	0
19	DSL Mets1 (R)	1-2	6.10	3	3	0	0	0	10.1	12	8	7	0	3	1	12	0	0
	GCL Mets (R)	3-2	4.54	10	3	0	0	0	35.2	43	28	18	3	3	8	40	4	0
Minor League Totals		8-4	4.28	27	6	0	0	2	73.2	90	52	35	3	4	17	79	6	0

CORTES, CARLOS INFIELDER/OUTFIELDER**BORN:** 6/30/97 in Orlando, FL**RESIDES:** Columbia, SC**SIGNING SCOUT:** Daniel Coles**ACQUIRED (SIGNED):** Mets third-round pick in the 2018 First-Year Player Draft (6/27/18)**HIGH SCHOOL:** Lake Howell HS (FL)**COLLEGE:** University of South Carolina**CAREER NOTES**

2019...Named a Florida State League post-season All-Star for St. Lucie (A)...**2018**...Earned mid-season New York-Penn League All-Star honors for Brooklyn (A)...**Personal**...Has been an ambidextrous thrower since he was eight years old...When he plays the infield, he throws with his right hand and when he plays the outfield, he throws lefty...Practiced throwing with both hands every day with his dad to build up arm strength...Started throwing with both hands in games when he was 13.

YR	CLUB	AVG	G	AB	R	H	2B	3B	HR	RBI	SH	SF	HB	BB	SO	SB	CS	SLG	OBP	E
18	Brooklyn (A)	.264	47	178	26	47	5	2	4	24	1	2	4	17	34	1	0	.382	.338	7
19	St. Lucie (A)	.255	127	458	64	117	26	3	11	68	2	7	7	52	77	6	5	.397	.336	17
Minor League Totals		.258	174	636	90	164	31	5	15	92	3	9	11	69	111	7	5	.393	.337	2

CROW-ARMSTRONG, PETE OUTFIELDER**MAJOR LEAGUE INVITE****CUEVAS, YOHAIRO OUTFIELDER****HT:** 6-3**WT:** 172**B/T:** Left/Left**BORN:** 9/16/03 in New York, New York**RESIDES:** La Romana, Dominican Republic**ACQUIRED (SIGNED):** Signed as a non-drafted free agent in 2021 (1/15/21).**DAVALILLO, DAVID RIGHT-HANDED PITCHER****HT:** 6-1**WT:** 175**B/T:** Right/Right**BORN:** 9/21/03 in Ocumare del Tury, Venezuela**RESIDES:** Los Teques, Venezuela**SIGNING SCOUT:** Andres Nunez**ACQUIRED (SIGNED):** Signed as a non-drafted free agent in 2021 (1/15/21).**DAVIDSON, KODY RIGHT-HANDED PITCHER****HT:** 5-10**WT:** 165**B/T:** Right/Right**BORN:** 11/10/98 in South Fulton, TN**RESIDES:** South Fulton, TN**ACQUIRED (SIGNED):** Signed as a non-drafted free agent in 2020 (6/15/20)**HIGH SCHOOL:** South Fulton HS (TN)**COLLEGE:** University of Tennessee**DE LA CRUZ, OSCAR RIGHT-HANDED PITCHER****MAJOR LEAGUE INVITE****DE LEON, FRANCIS OUTFELDER****HT:** 5-11**WT:** 152**B/T:** Right/Right**BORN:** 10/4/03 in Santo Domingo, Dominican Republic**RESIDES:** Santo Domingo, Dominican Republic**SIGNING SCOUT:** Wilson Peralta**ACQUIRED (SIGNED):** Signed as a non-drafted free agent in 2021 (1/15/21).**DE LOS SANTOS, JEFREY INFIELDER****HT:** 6-0**WT:** 154**B/T:** Left/Right**BORN:** 5/30/03 in Higuey, Dominican Republic**RESIDES:** Higuey, Dominican Republic**SIGNING SCOUT:** Wilson Peralta**ACQUIRED (SIGNED):** Signed as a non-drafted free agent in 2019 (7/2/19)

DE LOS SANTOS, OMAR OUTFIELDER

HT: 6-1 WT: 172 B/T: Right/Right

BORN: 8/8/99 in Santo Domingo, Dominican Republic**RESIDES:** Santo Domingo, Dominican Republic**SIGNING SCOUT:** Gerardo Cabrera**ACQUIRED (SIGNED):** Signed as a non-drafted free agent in 2019 (2/2/19)

YR	CLUB	AVG	G	AB	R	H	2B	3B	HR	RBI	SH	SF	HB	BB	SO	SB	CS	SLG	OBP	E
19	DSL Mets2 (R)	.278	52	209	31	58	7	6	3	24	0	2	6	21	41	9	2	.411	.357	4
	DSL Mets1 (R)	.200	3	10	5	2	0	0	1	1	0	0	2	1	1	4	0	.500	.385	0
Minor League Totals		.278	55	219	36	60	7	6	4	25	0	2	8	22	42	13	2	.416	.359	4

DIAZ, JOEL RIGHT-HANDED PITCHER

HT: 5-11 WT: 155 B/T: Right/Right

BORN: 2/26/04 in San Cristobal, Dominican Republic**RESIDES:** San Cristobal, Dominican Republic**SCOUT:** Oliver Dominguez**ACQUIRED (SIGNED):** Signed as a non-drafted free agent in 2021 (1/15/21).**DIBRELL, TONY** RIGHT-HANDED PITCHER

HT: 6-2 WT: 210 B/T: Right/Right

BORN: 11/8/95 in Alpharetta, GA**RESIDES:** Kennesaw, GA**SIGNING SCOUT:** Tommy Jackson**ACQUIRED (SIGNED):** Mets fourth-round pick in the 2017 First-Year Player Draft (6/19/17)**CAREER NOTES**

2019...Was a Florida State League Mid-Season All-Star with St. Lucie (A)...**College**...Named to the 2017 Second Team All-ASUN...His 2.45 ERA ranked third best in KSU D-I history for a single season...Posted a 7-4 record with a career-high three complete games, which is third best in KSU history for a single season...The three complete games (one shutout) ranked third best in program history and second in ASUN during 2017.

YR	CLUB	W-L	ERA	G	GS	CG	SHO	SV	IP	H	R	ER	HR	HB	BB	SO	WP	BK
17	Brooklyn (A)	1-1	5.03	12	0	0	0	0	19.2	19	13	11	4	2	8	28	3	0
18	Columbia (A)	7-6	3.50	23	23	1	0	0	131.0	112	60	51	10	9	54	147	12	1
19	St. Lucie (A)	8-4	2.39	17	16	0	0	0	90.1	73	27	24	2	3	36	76	6	0
	Binghamton (AA)	0-8	9.31	9	8	0	0	0	38.2	51	41	40	10	2	21	37	4	0
Minor League Totals		16-19	4.05	61	47	1	0	0	279.2	255	141	126	26	16	119	288	25	1

DILLON, JUSTIN RIGHT-HANDED PITCHER

HT: 6-3 WT: 225 B/T: Right/Right

BORN: 9/5/93 in Sacramento, CA**RESIDES:** Placerville, CA**ACQUIRED (SIGNED):** Selected in the minor league phase of the 2020 Rule 5 draft from Toronto.

YR	CLUB	W-L	ERA	G	GS	CG	SHO	SV	IP	H	R	ER	HR	HB	BB	SO	WP	BK
2017	Vancouver (R)	2-1	1.96	13	5	0	0	0	23.0	17	7	5	0	2	4	28	3	0
2018	Buffalo (AAA)	2-1	0.79	4	3	1	0	1	22.2	10	3	2	2	1	2	19	0	0
	New Hampshire (AA)	2-4	6.84	14	7	0	0	0	50.0	60	41	38	6	3	22	22	5	0
	Dunedin (A)	0-3	4.43	6	4	0	0	0	22.1	23	12	11	5	0	8	17	2	0
2019	New Hampshire (AA)	5-3	3.32	13	9	0	0	1	57.0	51	27	21	5	4	17	42	3	0
	Dunedin (A)	5-1	3.9	13	11	0	0	0	67.0	66	31	29	9	9	13	61	4	0
Minor League Totals		16-13	3.94	63	39	1	0	2	242.0	227	121	106	27	19	66	189	17	0

DOMÍNGUEZ, CARLOS OUTFIELDER

HT: 6-1 WT: 190 B/T: Right/Right

BORN: 10/11/99 in San Pedro de Macoris, Dominican Republic**RESIDES:** San Pedro de Macoris, Dominican Republic**SIGNING SCOUT:** Gerardo Cabrera**ACQUIRED (SIGNED):** Signed as a non-drafted free agent in 2018 (6/15/18)

YR	CLUB	AVG	G	AB	R	H	2B	3B	HR	RBI	SH	SF	HB	BB	SO	SB	CS	SLG	OBP	E
19	DSL Mets2 (R)	.250	26	100	12	25	8	3	2	14	0	1	4	9	28	5	3	.450	.333	0
	DSL Mets1 (R)	.280	33	107	26	30	5	2	4	22	0	3	20	9	35	10	3	.477	.424	1
Minor League Totals		.266	59	207	38	55	13	5	6	36	0	4	24	18	63	15	6	.464	.383	1

DOMÍNGUEZ, CHRISTOFER LEFT-HANDED PITCHER HT: 6-2 WT: 190 B/T: Left/Left**BORN:** 1/3/00 in Montecristi, Dominican Republic**RESIDES:** Montecristi, Dominican Republic**SIGNING SCOUT:** Anderson Taveras**ACQUIRED (SIGNED):** Signed as a non-drafted free agent in 2016 (12/13/16)**CAREER NOTES****2018...**DSL#2 Sterling Award Winner...Was named a DSL Mid-Season All-Star for the DSL Mets2.

YR	CLUB	W-L	ERA	G	GS	CG	SHO	SV	IP	H	R	ER	HR	HB	BB	SO	WP	BK
17	DSL Mets1 (R)	0-3	2.76	14	2	0	0	1	32.2	35	15	10	2	0	12	37	2	1
18	DSL Mets2 (R)	5-1	1.50	9	9	0	0	0	48.0	31	9	8	2	3	16	43	2	0
	DSL Mets1 (R)	1-0	0.00	1	1	0	0	0	5.0	3	0	0	0	0	1	3	0	0
	GCL Mets (R)	1-0	6.35	3	0	0	0	0	5.2	6	5	4	0	0	4	6	1	1
19	Kingsport (R)	3-3	5.24	14	8	0	0	1	44.2	49	30	26	1	5	15	39	4	0
Minor League Totals		10-7	3.18	41	20	0	0	2	136.0	124	59	48	5	8	48	128	9	2

DOMÍNGUEZ, ROBERT RIGHT-HANDED PITCHER HT: 6-5 WT: 195 B/T: Right/Right**BORN:** 11/30/01 in Irapa, Venezuela**RESIDES:** Irapa, Venezuela**SCOUT:** Nestor Moreno**ACQUIRED (SIGNED):** Signed as a non-drafted free agent in 2019 (11/20/19)**DRURY, BRANDON** INFIELDER**MAJOR LEAGUE INVITE****DUPLANTIS, ANTOINE** OUTFIELDER HT: 5-11 WT: 175 B/T: Left/Left**BORN:** 9/9/95 in Lafayette, LA**RESIDES:** Lafayette, LA**SCOUT:** Jet Butler**ACQUIRED (SIGNED):** Mets 12th-round pick in the 2019 First-Year Player Draft (6/28/19)

YR	CLUB	AVG	G	AB	R	H	2B	3B	HR	RBI	SH	SF	BB	SO	SB	CS	SLG	OBP	E	
19	Brooklyn (A)	.237	52	194	25	46	5	3	0	20	3	4	3	12	31	5	4	.294	.286	1

DYER, MATTHEW CATCHER HT: 6-4 WT: 185 B/T: Right/Right**BORN:** 7/4/98 in Glendale, AZ**RESIDES:** Litchfield Park, AZ**SCOUT:** Brian Reid**ACQUIRED (SIGNED):** Mets fourth-round pick in the 2020 First-Year Player Draft (6/17/20)**EDWARDS, ANDREW** LEFT-HANDED PITCHER HT: 6-2 WT: 216 B/T: Left/Left**BORN:** 5/12/97 in Las Cruces, NM**RESIDES:** Tucson, AZ**SIGNING SCOUT:** Brian Reid**ACQUIRED (SIGNED):** Mets 31st-round pick in the 2019 First-Year Player Draft (6/9/19)

YR	CLUB	W-L	ERA	G	GS	CG	SHO	SV	IP	H	R	ER	HR	HB	BB	SO	WP	BK
19	Brooklyn (A)	3-2	3.30	16	0	0	0	3	30.0	23	12	11	2	4	14	35	6	0

EICKHOFF, JERAD RIGHT-HANDED PITCHER**MAJOR LEAGUE INVITE****ENCARNACIÓN, YEILYN** RIGHT-HANDED PITCHER HT: 6-3 WT: 195 B/T: Right/Right**BORN:** 2/10/00 in Santo Domingo, Dominican Republic**RESIDES:** Santo Domingo, Dominican Republic**SIGNING SCOUT:** Nestor Moreno**ACQUIRED (SIGNED):** Signed as a non-drafted free agent in 2019 (8/12/19)

YR	CLUB	W-L	ERA	G	GS	CG	SHO	SV	IP	H	R	ER	HR	HB	BB	SO	WP	BK
19	DSL Mets1 (R)	1-0	0.00	3	0	0	0	0	9.0	5	0	0	0	1	1	11	1	0

ESCALONA, JHONFRAN RIGHT-HANDED PITCHER

HT: 6-0 WT: 160 B/T: Right/Right

BORN: 4/8/99 in Los Teques, Venezuela**RESIDES:** Caracas, Venezuela**SIGNING SCOUT:** Carlos Pérez**ACQUIRED (SIGNED):** Signed as a non-drafted free agent in 2017 (4/19/17)

YR	CLUB	W-L	ERA	G	GS	CG	SHO	SV	IP	H	R	ER	HR	HB	BB	SO	WP	BK
17	DSL Mets2 (R)	1-1	3.86	15	0	0	0	3	21.0	20	9	9	2	1	3	17	1	1
18	DSL Mets1 (R)	4-0	1.88	16	1	0	0	4	48.0	32	13	10	1	1	6	31	2	0
19	DSL Mets1 (R)	1-0	0.00	5	0	0	0	0	8.1	8	0	0	0	0	1	3	0	0
	GCL Mets (R)	2-2	3.48	11	1	0	0	1	41.1	33	20	16	1	1	10	35	1	0
Minor League Totals		8-3	2.65	47	2	0	0	8	118.2	93	42	35	4	3	20	86	4	1

ESCORCHA, JEFFERSON LEFT-HANDED PITCHER

HT: 5-10 WT: 160 B/T: Left/Left

BORN: 10/4/99 in Puerto Piritu, Venezuela**RESIDES:** Puerto Piritu, Venezuela**SIGNING SCOUTS:** Ismael Pérez & Héctor Rincones**ACQUIRED (SIGNED):** Signed as a non-drafted free agent in 2016 (7/19/16)

YR	CLUB	W-L	ERA	G	GS	CG	SHO	SV	IP	H	R	ER	HR	HB	BB	SO	WP	BK
17	DSL Mets2 (R)	3-2	1.86	21	0	0	0	5	29.0	24	10	6	0	0	16	28	2	0
18	DSL Mets2 (R)	2-3	1.69	15	0	0	0	5	32.0	13	9	6	2	3	7	41	1	0
	DSL Mets1 (R)	3-0	1.42	5	3	0	0	0	25.1	20	6	4	1	5	5	22	0	0
19	Kingsport (R)	7-1	2.38	15	0	0	0	0	41.2	40	14	11	3	2	8	33	3	0
Minor League Totals		15-6	1.90	56	3	0	0	10	128.0	97	39	27	6	10	36	124	6	0

FAITH, AUSTIN RIGHT-HANDED PITCHER

HT: 6-6 WT: 215 B/T: Right/Right

BORN: 5/13/98 in Kingwood, TX**RESIDES:** Puerto Piritu, Venezuela**SIGNING SCOUTS:** Harry Shelton**ACQUIRED (SIGNED):** Signed as a non-drafted free agent in 2020 (6/17/20)**HIGH SCHOOL:** Magnolia HS (TX)**COLLEGE:** Lamar University (TX)**FARGAS, JOHNESHWY** OUTFIELDER

MAJOR LEAGUE INVITE

FERUGSON, DREW OUTFIELDER

MAJOR LEAGUE INVITE

FERMIN, EDGARDO INFIELDER

HT: 6-2 WT: 187 B/T: Right/Right

BORN: 5/28/98 in Puerto Ordaz, Venezuela**RESIDES:** Puerto Ordaz, Venezuela**SIGNING SCOUTS:** Nestor Moreno & Héctor Rincones**ACQUIRED (SIGNED):** Signed as a non-drafted free agent in 2014 (7/2/14)

YR	CLUB	AVG	G	AB	R	H	2B	3B	HR	RBI	SH	SF	HB	BB	SO	SB	CS	SLG	OBP	E
15	DSL Mets1 (R)	.262	47	164	33	43	3	0	2	21	4	2	7	26	37	6	2	.317	.382	17
16	DSL Mets1 (R)	.230	57	174	18	40	5	5	0	22	1	4	4	32	27	10	2	.316	.355	4
17	Kingsport (R)	.352	17	71	19	25	7	0	0	10	0	0	0	9	14	1	2	.451	.425	9
	Brooklyn (A)	.219	23	73	7	16	1	1	1	5	0	0	0	8	22	3	0	.301	.296	0
18	Columbia (A)	.210	109	429	56	90	19	7	8	39	3	7	4	28	108	9	8	.343	.261	18
19	St. Lucie (A)	.258	37	128	15	33	8	1	1	15	0	0	2	7	40	5	0	.359	.307	6
	Binghamton (AA)	.314	14	35	5	11	3	1	0	3	1	1	2	3	10	2	1	.457	.390	0
Minor League Totals		.240	304	1074	153	258	46	15	12	115	9	14	19	113	258	36	15	.345	.320	54

FLORES, JOEL OUTFIELDER

HT: 6-1 WT: 175 B/T: Right/Right

BORN: 4/2/03 in Barquisimeto, Venezuela**RESIDES:** Barquisimeto, Venezuela**SCOUT:** Robert Espejo**ACQUIRED (SIGNED):** Signed as a non-drafted free agent in 2019 (11/27/19)

FRYMAN, BRANDEN INFIELDER**HT:** 6-2 **WT:** 176 **B/T:** Right/Right**BORN:** 3/16/98 in Pensacola, FL**HIGH SCHOOL:** J.M. Tate (FL)**RESIDES:** Molino, FL**COLLEGE:** Samford University**SIGNING SCOUT:** Tommy Jackson**ACQUIRED (SIGNED):** Mets 21st-round pick in the 2019 First-Year Player Draft (6/9/19)**CAREER NOTES****Personal**...Is the son of former major leaguer Travis Fryman, who was a five-time All-Star for Detroit (1990-1997) and Cleveland (1998-2002).

YR	CLUB	AVG	G	AB	R	H	2B	3B	HR	RBI	SH	SF	HB	BB	SO	SB	CS	SLG	OBP	E
19	GCL Mets (R)	.357	4	14	4	5	2	0	0	6	0	1	1	1	2	0	0	.500	.412	0
	Brooklyn (A)	.356	13	45	4	16	2	0	0	4	0	0	0	3	7	4	2	.400	.396	2
Minor League Totals		.356	17	59	8	21	4	0	0	10	0	1	1	4	9	4	2	.424	.400	2

GADDIS, NIC INFIELDER**HT:** 5-10 **WT:** 185 **B/T:** Right/Right**BORN:** 10/12/96 in Chattanooga, TN**HIGH SCHOOL:** Dade County HS (GA)**RESIDES:** Trenton, GA**COLLEGE:** Jacksonville State**SIGNING SCOUT:** Tommy Jackson**ACQUIRED (SIGNED):** Mets 16th-round pick in the 2019 First-Year Player Draft (6/9/19)

YR	CLUB	AVG	G	AB	R	H	2B	3B	HR	RBI	SH	SF	HB	BB	SO	SB	CS	SLG	OBP	E
19	GCL Mets (R)	.197	25	71	9	14	1	1	2	9	2	2	3	12	13	2	0	.324	.330	9
	Brooklyn (A)	.184	15	49	4	9	2	0	0	3	2	0	1	5	15	1	1	.224	.273	5
Minor League Totals		.192	40	120	13	23	3	1	2	12	4	2	4	17	28	3	1	.283	.308	14

GARCÍA, BENITO RIGHT-HANDED PITCHER**HT:** 6-0 **WT:** 176 **B/T:** Right/Right**BORN:** 3/10/00 in Santo Domingo, Dominican Republic**RESIDES:** Santo Domingo, Dominican Republic**SIGNING SCOUT:** Fernando Encarnación**ACQUIRED (SIGNED):** Signed as a non-drafted free agent in 2017 (11/23/17)

YR	CLUB	W-L	ERA	G	GS	CG	SHO	SV	IP	H	R	ER	HR	HB	BB	SO	WP	BK
18	DSL Mets1 (R)	2-3	3.93	14	10	0	0	1	50.1	51	27	22	1	2	11	58	6	4
19	DSL Mets1 (R)	0-0	1.13	2	2	0	0	0	8.0	5	2	1	0	1	0	8	0	0
	Kingsport (R)	2-4	6.45	13	9	0	0	0	44.2	53	41	32	5	1	19	43	9	0
Minor League Totals		4-7	4.81	29	21	0	0	1	103.0	109	70	55	6	4	30	109	15	4

GENORD, JOE INFIELDER**HT:** 6-2 **WT:** 225 **B/T:** Right/Right**BORN:** 8/17/96 in Boca Raton, Florida**HIGH SCHOOL:** Park Vista (FL)**RESIDES:** Lake Worth, FL**COLLEGE:** USF**SIGNING SCOUT:** Jon Updike**ACQUIRED (SIGNED):** Mets ninth-round pick in the 2019 First-Year Player Draft (6/9/19)**CAREER NOTES****2019**...Named to the NYPL All-Star team with Brooklyn (A)...Earned Player of the Week honors for Brooklyn (A) in the New York-Penn League for the week of July 7.

YR	CLUB	AVG	G	AB	R	H	2B	3B	HR	RBI	SH	SF	HB	BB	SO	SB	CS	SLG	OBP	E
19	Brooklyn (A)	.204	64	216	30	44	13	0	9	44	0	6	8	15	65	2	0	.389	.273	4

GILLIAM, RYLEY RIGHT-HANDED PITCHER**MAJOR LEAGUE INVITE****GINN, J.T. RIGHT-HANDED PITCHER****HT:** 6-2 **WT:** 200 **B/T:** Right/Right**BORN:** 5/20/99 in Flowood, MS**HIGH SCHOOL:** Brandon HS (MS)**RESIDES:** Brandon, MS**COLLEGE:** Mississippi State**SIGNING SCOUT:** Jet Butler**ACQUIRED (SIGNED):** Mets second-round pick in the 2020 First-Year Player Draft (7/10/20)

GOGGIN, DAN RIGHT-HANDED PITCHER

HT: 6-2 WT: 206 B/T: Right/Right

BORN: 6/9/97 in Philadelphia, Pennsylvania

HIGH SCHOOL: Monsignor Bonner (PA)

RESIDES: Drexel Hill, PA

COLLEGE: James Madison University

SIGNING SCOUT: Jim Thompson

ACQUIRED (SIGNED): Mets 17th-round pick in the 2019 First-Year Player Draft (6/9/19)

YR	CLUB	W-L	ERA	G	GS	CG	SHO	SV	IP	H	R	ER	HR	HB	BB	SO	WP	BK
19	Brooklyn (A)	2-1	2.81	15	2	0	0	2	32.0	20	10	10	0	3	21	38	3	0

GÓMEZ, KEVIN RIGHT-HANDED PITCHER

HT: 6-1 WT: 184 B/T: Right/Right

BORN: 1/31/01 in Caucagua, Venezuela

RESIDES: Caucagua, Venezuela

SIGNING SCOUT: Andres Nunez

ACQUIRED (SIGNED): Signed as a non-drafted free agent in 2018 (8/30/18)

YR	CLUB	W-L	ERA	G	GS	CG	SHO	SV	IP	H	R	ER	HR	HB	BB	SO	WP	BK
19																		

Did Not Pitch - Injured

GONZÁLEZ, BRAILIN LEFT-HANDED PITCHER

HT: 6-2 WT: 180 B/T: Left/Left

BORN: 9/23/99 in Nagua, Maria Trinidad Sanchez, Dominican Republic

RESIDES: Nagua, Maria Trinidad Sanchez, Dominican Republic

SIGNING SCOUT: Fernando Encarnación

ACQUIRED (SIGNED): Signed as a non-drafted free agent in 2017 (8/14/17)

YR	CLUB	W-L	ERA	G	GS	CG	SHO	SV	IP	H	R	ER	HR	HB	BB	SO	WP	BK
18	DSL Mets2 (R)	4-4	3.71	14	11	0	0	0	51.0	50	25	21	1	5	23	53	8	1
19	GCL Mets (R)	2-0	3.68	13	0	0	0	1	22.0	18	13	9	1	4	14	24	5	0
Minor League Totals		6-4	3.70	27	11	0	0	1	73.0	68	38	30	2	9	37	77	13	1

GONZÁLEZ, HAROL RIGHT-HANDED PITCHER

MAJOR LEAGUE INVITE

GONZÁLEZ, JHONADRY OUTFIELDER

HT: 6-2 WT: 165 B/T: Right/Right

BORN: 1/29/02 in Caracas, Venezuela

RESIDES: Caracas, Venezuela

SIGNING SCOUT: Carlos Perez

ACQUIRED (SIGNED): Signed as a non-drafted free agent in 2019 (7/2/19)

GONZÁLEZ, SAÚL RIGHT-HANDED PITCHER

HT: 6-7 WT: 250 B/T: Right/Right

BORN: 12/28/99 in Cidra, Puerto Rico

HIGH SCHOOL: Monteverde Academy (FL)

RESIDES: Cidra, Puerto Rico

SIGNING SCOUT: Jon Updike

ACQUIRED: Mets 23rd-round pick in the 2018 First-Year Player Draft (6/23/18)

YR	CLUB	W-L	ERA	G	GS	CG	SHO	SV	IP	H	R	ER	HR	HB	BB	SO	WP	BK
18	GCL Mets (R)	0-0	11.57	3	0	0	0	0	2.1	5	3	3	1	0	2	1	1	0
19																		

Did Not Play - Injured

GORDON, COLE RIGHT-HANDED PITCHER

HT: 6-5 WT: 226 B/T: Left/Right

BORN: 10/2/95 in Tampa, Florida

HIGH SCHOOL: Steinbrenner (FL)

RESIDES: Tampa, Florida

COLLEGE: Mississippi State

SIGNING SCOUT: Jet Butler

ACQUIRED: Mets 32nd-round pick in the 2019 First-Year Player Draft (6/28/19)

YR	CLUB	W-L	ERA	G	GS	CG	SHO	SV	IP	H	R	ER	HR	HB	BB	SO	WP	BK
19	Columbia (A)	1-3	2.76	18	0	0	0	1	29.1	19	11	9	2	0	15	36	6	1
	Brooklyn (A)	0-0	0.00	1	0	0	0	0	1.0	1	0	0	0	0	0	3	0	0
Minor League Totals		1-3	2.67	19	0	0	0	1	30.1	20	11	9	2	0	15	39	6	1

GRANADILLO, GUILLERMO OUTFIELDER

HT: 6-0 WT: 207 B/T: Right/Right

BORN: 2/12/97 in Valencia, Venezuela**RESIDES:** Maracaibo, Venezuela**SIGNING SCOUTS:** Héctor Rincones & Ismael Pérez**ACQUIRED (SIGNED):** Signed as a non-drafted free agent in 2015 (11/10/15)**CAREER NOTES****2018...**Was named a Post-Season All-Star for Kingsport (R) of the Appalachian League.

YR	CLUB	AVG	G	AB	R	H	2B	3B	HR	RBI	SH	SF	HB	BB	SO	SB	CS	SLG	OBP	E
16	DSL Mets1 (R)	.286	68	248	26	71	15	0	2	33	3	2	3	22	33	22	8	.371	.356	6
17	GCL Mets (R)	.301	42	156	26	47	8	2	1	11	0	1	4	16	23	17	4	.397	.379	3
	Brooklyn (A)	.236	19	55	6	13	1	0	0	2	1	0	0	5	12	5	2	.255	.300	1
18	Kingsport (R)	.303	51	198	44	60	3	0	1	23	2	0	5	26	38	21	8	.333	.397	2
19	Columbia (A)	.198	36	106	8	21	4	2	0	8	2	3	1	2	20	0	0	.274	.214	2
	Brooklyn (A)	.256	14	43	8	11	2	1	0	2	1	0	1	1	13	4	1	.349	.289	0
Minor League Totals		.277	230	806	118	223	33	5	4	79	9	6	14	75	139	69	23	.345	.346	14

GUANCE, MANUEL INFIELDER

HT: 5-10 WT: 150 B/T: Right/Right

BORN:11/6/03 in Santo Domingo, Dominican Republic**RESIDES:** Santo Domingo, Dominican Republic**SIGNING SCOUT:** Wilson Peralta**ACQUIRED (SIGNED):** Signed as a non-drafted free agent in 2021 (1/15/21).**GUERRERO, ANGEL** OUTFIELDER

HT: 6-1 WT: 185 B/T: Left/Right

BORN:11/17/03 in La Romana, Dominican Republic**RESIDES:** La Romana, Dominican Republic**SIGNING SCOUT:** Wilson Peralta**ACQUIRED (SIGNED):** Signed as a non-drafted free agent in 2021 (1/15/21).**GUERRERO, GREGORY** INFIELDER

HT: 6-0 WT: 186 B/T: Right/Right

BORN: 1/20/99 in Bani, Dominican Republic**RESIDES:** Bani, Dominican Republic**SIGNING SCOUT:** Daurys Nin**ACQUIRED (SIGNED):** Signed as a non-drafted free agent in 2015 (7/2/15)**CAREER NOTES****Personal...**Valedictorian of the 2017 Cenepec Graduation which he attended at the Mets Dominican Academy.

YR	CLUB	AVG	G	AB	R	H	2B	3B	HR	RBI	SH	SF	HB	BB	SO	SB	CS	SLG	OBP	E
16	DSL Mets1 (R)	.247	64	247	32	61	10	0	0	20	1	4	2	28	51	10	2	.287	.324	12
17	GCL Mets (R)	.217	38	143	17	31	3	1	0	12	2	1	1	7	27	1	3	.252	.257	10
18																				
19	Kingsport (R)	.222	53	189	31	42	7	2	6	23	1	0	2	26	55	2	0	.376	.323	8
Minor League Totals		.231	155	579	80	134	20	3	6	55	4	5	5	61	133	13	5	.307	.308	30

HAGER, JAKE INFIELDER**MAJOR LEAGUE INVITE****HALL, DYLAN** RIGHT-HANDED PITCHER

HT: 6-5 WT: 210 B/T: Right/Right

BORN: 9/7/97 in Fredericksburg, VA**RESIDES:** Stafford, VA**SIGNING SCOUT:** Taylor Terrasas**ACQUIRED:** Signed as a non-drafted free agent in 2020 (6/15/20)**HIGH SCHOOL:** Mountain View HS (VA)**COLLEGE:** University of Central Oklahoma

HAMMER, ZACHARY RIGHT-HANDED PITCHER

HT: 6-2 WT: 180 B/T: Right/Right

BORN: 7/4/00 in Stony Point, NC

HIGH SCHOOL: Alexander Central (NC)

RESIDES: Stony Point, NC

SIGNING SCOUT: Daniel Coles

ACQUIRED: Mets 21st-round pick in the 2018 First-Year Player Draft (7/5/18)

YR	CLUB	W-L	ERA	G	GS	CG	SHO	SV	IP	H	R	ER	HR	HB	BB	SO	WP	BK
18	GCL Mets (R)	0-1	19.29	3	0	0	0	0	2.1	4	5	5	0	1	3	3	1	1
19	GCL Mets (R)	2-1	2.90	10	2	0	0	0	31.0	25	11	10	0	3	18	27	4	0
Minor League Totals		2-2	4.05	13	2	0	0	0	33.1	29	16	15	0	4	21	30	5	1

HARDY, BRENDAN RIGHT-HANDED PITCHER

HT: 6-4 WT: 202 B/T: Right/Right

BORN: 12/15/99 in Gulfport, MS

HIGH SCHOOL: Harrison Central (MS)

RESIDES: Gulfport, MS

SIGNING SCOUT: Jet Butler

ACQUIRED: Mets 31st-round pick in the 2018 First-Year Player Draft (6/9/18)

YR	CLUB	W-L	ERA	G	GS	CG	SHO	SV	IP	H	R	ER	HR	HB	BB	SO	WP	BK
18	GCL Mets (R)	1-1	3.31	9	0	0	0	0	16.1	11	9	6	1	1	14	19	2	0
19	Kingsport (R)	2-1	6.83	16	0	0	0	0	27.2	19	24	21	3	3	25	29	8	0
Minor League Totals		3-2	5.52	25	0	0	0	0	44.0	30	33	27	4	4	39	48	10	0

HEJKA, JOSH RIGHT-HANDED PITCHER

HT: 5-11 WT: 190 B/T: Right/Right

BORN: 3/20/97 in Dearborn, Michigan

HIGH SCHOOL: Divine Child High (MI)

RESIDES: West Palm Beach, FL

COLLEGE: Johns Hopkins

SIGNING SCOUT: Brian Hayes

ACQUIRED (SIGNED): Signed as a non-drafted free agent in 2019 (6/27/19)

YR	CLUB	W-L	ERA	G	GS	CG	SHO	SV	IP	H	R	ER	HR	HB	BB	SO	WP	BK
19	Brooklyn (A)	2-0	2.25	11	0	0	0	1	12.0	13	5	3	0	2	3	14	1	0
	Kingsport (R)	0-0	0.00	11	0	0	0	3	8.1	4	0	0	0	0	2	10	0	0
Minor League Totals		2-0	1.33	22	0	0	0	4	20.1	17	5	3	0	2	5	24	1	0

HENDRICK, ROBERT OUTFIELDER

HT: 6-2 WT: 190 B/T: Right/Right

BORN: 4/22/03 in Panama City, Panama

RESIDES: Panama City, Panama

SIGNING SCOUT: Elvis Rios

ACQUIRED (SIGNED): Signed as a non-drafted free agent in 2019 (7/22/19)

HERNÁNDEZ, ADRIÁN OUTFIELDER

HT: 5-9 WT: 210 B/T: Right/Right

BORN: 2/8/01 in Santo Domingo, Dominican Republic

RESIDES: Santo Domingo, Dominican Republic

SIGNING SCOUT: Fernando Encarnación

ACQUIRED (SIGNED): Signed as a non-drafted free agent in 2017 (7/2/17)

YR	CLUB	AVG	G	AB	R	H	2B	3B	HR	RBI	SH	SF	HB	BB	SO	SB	CS	SLG	OBP	E
18	DSL Mets1 (R)	.261	63	249	50	65	12	2	5	34	0	1	18	17	52	9	5	.386	.351	0
19	GCL Mets (R)	.286	4	14	3	4	2	0	1	1	0	0	1	1	4	2	1	.643	.375	1
Minor League Totals		.262	67	263	53	69	14	2	6	35	0	1	19	18	56	11	6	.399	.352	1

HERNÁNDEZ, JOSÉ CATCHER

HT: 5-11 WT: 190 B/T: Right/Right

BORN: 5/13/02 in Santo Domingo, Dominican Republic

RESIDES: Santo Domingo, Dominican Republic

SIGNING SCOUT: Fernando Encarnación

ACQUIRED (SIGNED): Signed as a non-drafted free agent in 2019 (2/21/19)

YR	CLUB	AVG	G	AB	R	H	2B	3B	HR	RBI	SH	SF	HB	BB	SO	SB	CS	SLG	OBP	E
19	DSL Mets1 (R)	.500	3	12	3	6	1	0	0	1	0	0	0	0	3	0	0	.583	.500	2
	DSL Mets2 (R)	.262	39	126	29	33	3	0	1	7	0	0	5	28	41	9	3	.310	.415	6
Minor League Totals		.283	42	138	32	39	4	0	1	8	0	0	5	28	44	9	3	.333	.421	8

HICKEY, MITCH RIGHT-HANDED PITCHER

HT: 5-11 WT: 186 B/T: Right/Right

BORN: 11/16/95 in San José, CA

HIGH SCHOOL: Live Oak (CA)

RESIDES: San José, CA

COLLEGE: UC San Diego

SIGNING SCOUT: Evan Wise

ACQUIRED (SIGNED): Mets 28th-round pick in the 2018 First-Year Player Draft (6/13/18)

YR	CLUB	W-L	ERA	G	GS	CG	SHO	SV	IP	H	R	ER	HR	HB	BB	SO	WP	BK
18	Kingsport (R)	1-0	3.71	13	0	0	0	2	17.0	15	8	7	3	0	12	18	4	0
19																		

Did Not Pitch - Injured

HILDENBERGER, TREVOR RIGHT-HANDED PITCHER

MAJOR LEAGUE INVITE

HOLDERMAN, COLIN RIGHT-HANDED PITCHER

HT: 6-5 WT: 220 B/T: Right/Right

BORN: 10/8/95 in Bourbonnais, IL

HIGH SCHOOL: Bradley-Bourbonnais (IL)

RESIDES: Normal, IL

COLLEGE: Heartland Community College

SIGNING SCOUT: Chris Hervey

ACQUIRED (SIGNED): Mets ninth-round pick in the 2016 First-Year Player Draft (6/21/16)

YR	CLUB	W-L	ERA	G	GS	CG	SHO	SV	IP	H	R	ER	HR	HB	BB	SO	WP	BK
16	Kingsport (R)	1-0	3.86	13	0	0	0	3	18.2	17	10	8	1	0	11	13	1	0
17	Columbia (A)	2-3	4.94	7	7	0	0	0	31.0	24	20	17	2	5	11	25	4	0
	GCL Mets (R)	0-0	0.00	1	0	0	0	0	1.0	0	0	0	0	0	2	0	0	0
	Brooklyn (A)	0-0	7.20	2	2	0	0	0	5.0	5	5	4	1	0	4	5	2	0
18																		
19	St. Lucie (A)	1-0	0.00	1	1	0	0	0	6.1	4	0	0	0	0	2	4	0	0
	Columbia (A)	3-2	4.09	13	12	0	0	0	55.0	50	28	25	3	6	25	41	7	1
	Brooklyn (A)	0-0	1.80	2	2	0	0	0	5.0	2	1	1	0	0	2	4	0	0
	Minor League Totals	7-5	4.06	39	24	0	0	3	122.0	102	64	55	7	11	57	92	14	1

Did Not Pitch - Injured

HUNTER, TOMMY RIGHT-HANDED PITCHER

MAJOR LEAGUE INVITE

HUTCHINSON, BRYCE RIGHT-HANDED PITCHER

HT: 6-6 WT: 245 B/T: Right/Right

BORN: 10/21/98 in Port Orange, FL

HIGH SCHOOL: DeLand (FL)

RESIDES: Port Orange, FL

SIGNING SCOUT: Jon Updike

ACQUIRED (SIGNED): Mets 12th-round pick in the 2017 First-Year Player Draft (7/15/17)

YR	CLUB	W-L	ERA	G	GS	CG	SHO	SV	IP	H	R	ER	HR	HB	BB	SO	WP	BK
17	GCL Mets (R)	0-0	4.70	5	2	0	0	0	7.2	7	7	4	0	0	6	6	0	0
18	GCL Mets (R)	1-2	2.25	9	5	0	0	0	20.0	18	12	5	1	1	7	13	0	0
19	Columbia (A)	4-7	3.73	31	7	0	0	2	91.2	91	51	38	5	5	29	71	4	3
	Minor League Totals	5-9	3.54	45	14	0	0	2	119.1	116	70	47	6	6	42	90	4	3

IBARGUEN, MIKE OUTFIELDER

HT: 5-11 WT: 150 B/T: Right/Right

BORN: 3/25/04 in Itagui, Colombia

RESIDES: Itagui, Colombia

SIGNING SCOUT: Harold Herrera

ACQUIRED (SIGNED): Signed as a non-drafted free agent in 2021 (1/15/21)

JACKSON, DREW INFELDER

HT: 6-2 WT: 200 B/T: Right/Right

BORN: 7/28/93 in Berkeley, CA

HIGH SCHOOL: Miramonte (CA)

RESIDES: Orinda, CA

COLLEGE: Stanford University

SIGNING SCOUT: Stacey Pettis (Seattle)

ACQUIRED (SIGNED): Mets selection in the Triple-A Phase of the 2020 Rule 5 Draft (12/10/20)

CAREER NOTES

2020...Did not play...**2019**...Made his major league debut on Opening Day with Baltimore...Was 0-3 before being designated for assignment on April 5...**2018**...Was a *MiLB.com* Organizational All-Star and a Texas League mid-season All-Star...**2017**...Named an *MiLB.com* Organizational All-Star...**2016**...Was Seattle's No. 3 prospect, according to *Baseball America*...**2015**...Named the Northwest League Player of the Year...**Personal**...His brother, Brett, was a first round selection by the Chicago Cubs in the 2009 First-Year Player Draft out of the University of California Berkeley.

YR	CLUB	AVG	G	AB	R	H	2B	3B	HR	RBI	SH	SF	HB	BB	SO	SB	CS	SLG	OBP	E
15	Everett (A)	.358	59	226	64	81	12	1	2	26	7	2	1	30	35	47	4	.447	.432	11
16	Bakersfield (A)	.258	124	524	87	135	24	2	6	47	9	3	10	50	105	16	8	.345	.332	30
17	Rancho Cucamonga (A)	.254	66	252	48	64	16	2	8	30	0	0	11	34	67	14	6	.429	.367	16
	AZL Dodgers (R)	.200	3	10	1	2	0	2	0	4	0	0	0	1	4	0	0	.600	.273	0
	Tulsa (AA)	.234	29	111	22	26	5	1	1	10	0	0	8	11	28	7	2	.324	.346	3
18	Tulsa (AA)	.251	103	342	57	86	20	1	15	46	6	4	13	45	93	22	7	.447	.356	20
19	BALTIMORE (AL)	.000	3	3	0	0	0	0	0	0	0	0	0	1	1	0	0	.000	.250	0
	Okla. City (AAA)	.209	85	273	40	57	10	1	6	28	1	1	5	31	92	9	5	.319	.300	10
Minor League Totals		.259	469	1738	319	451	87	10	38	191	23	10	48	202	424	115	32	.387	.351	90

JONES, NATHAN RIGHT-HANDED PITCHER

HT: 6-2 WT: 197 B/T: Right/Right

BORN: 1/6/97 in Shreveport, LA

HIGH SCHOOL: Loyola College Prep (LA)

RESIDES: Shreveport, LA

COLLEGE: Northwestern State

SIGNING SCOUT: Jet Butler

ACQUIRED (SIGNED): Mets fifth-round pick in the 2019 First-Year Player Draft (6/9/19)

CAREER NOTES

College...Struck out a career-high 80 batters in 81.0 innings during his senior season at Northwestern State.

YR	CLUB	W-L	ERA	G	GS	CG	SHO	SV	IP	H	R	ER	HR	HB	BB	SO	WP	BK
19	Brooklyn (A)	0-2	6.59	7	7	0	0	0	13.2	10	10	10	3	0	8	14	1	0

JUAREZ, DANIEL LEFT-HANDED PITCHER

HT: 5-11 WT: 155 B/T: Left/Left

BORN: 9/28/00 in Guigue, Dominican Republic

RESIDES: Guigue, Dominican Republic

SIGNING SCOUT: Andres Nunez

ACQUIRED (SIGNED): Signed as a non-drafted free agent in 2019 (1/30/19)

YR	CLUB	W-L	ERA	G	GS	CG	SHO	SV	IP	H	R	ER	HR	HB	BB	SO	WP	BK
19	DSL Mets2 (R)	0-1	3.74	16	1	0	0	1	33.2	31	16	14	3	0	17	53	4	0

KAISER, ERIK RIGHT-HANDED PITCHER

HT: 6-5 WT: 215 B/T: Right/Right

BORN: 11/20/98 in St. Louis, MO

HIGH SCHOOL: Waterloo HS (IL)

RESIDES: Waterloo, IL

COLLEGE: Vanderbilt University

SIGNING SCOUT: Jarrett England

ACQUIRED (SIGNED): Signed as a minor league free agent in 2020 (7/31/20)

KISENA, ALEC RIGHT-HANDED PITCHER

HT: 6-5 WT: 268 B/T: Left/Right

BORN: 10/12/95 in Seattle, WA

HIGH SCHOOL: Henry M. Jackson (WA)

RESIDES: Snohomish, WA

COLLEGE: Edmonds CC (WA)

SIGNING SCOUT: Ryan Johnson (Detroit)

ACQUIRED (SIGNED): Signed as a minor league free agent in 2019 (2/25/19)

YR	CLUB	W-L	ERA	G	GS	CG	SHO	SV	IP	H	R	ER	HR	HB	BB	SO	WP	BK
15	GCL Tigers (R)	1-1	2.25	9	9	0	0	0	40.0	35	13	10	2	2	16	44	2	0
17	Gateway (Ind.)	3-5	6.62	13	13	0	0	0	68.0	77	55	50	11	5	36	59	4	2
18	Gateway (Ind.)	5-4	4.75	18	18	1	0	0	100.1	88	54	53	13	9	38	108	9	2
19	Brooklyn (A)	0-0	3.52	2	2	0	0	0	7.2	8	3	3	0	0	2	11	2	2
	Columbia (A)	4-2	3.50	24	4	0	0	2	69.1	64	28	27	2	5	29	70	7	2
	St. Lucie (A)	1-0	0.00	2	0	0	0	1	4.1	3	0	0	0	0	5	0	0	0
Minor League Totals		6-3	2.97	37	15	0	0	3	121.1	110	44	40	4	7	47	130	11	4
Independent Totals		8-9	5.51	31	31	1	0	0	168.1	165	109	103	24	14	74	167	13	4

KLESZCZ, COLE OUTFIELDER

HT: 5-11 WT: 206 B/T: Right/Right

BORN: 6/16/97 in Valencia, CA

HIGH SCHOOL: Valencia HS (CA)

RESIDES: Valencia, CA

COLLEGE: Azusa Pacific (CA)

SIGNING SCOUT: Glenn Walker

ACQUIRED (SIGNED): Mets 33rd-round pick in the 2019 First-Year Player Draft (6/16/19)

YR	CLUB	AVG	G	AB	R	H	2B	3B	HR	RBI	SH	SF	HB	BB	SO	SB	CS	SLG	OBP	E
19	Kingsport (R)	.254	44	173	26	44	9	4	3	26	0	2	5	9	56	0	1	.405	.307	2

LAGRANGE, WAGNER OUTFIELDER

HT: 6-0 WT: 196 B/T: Right/Right

BORN: 9/6/95 in Las Matas de Farfan, Dominican Republic

RESIDES: Las Matas de Farfan, Dominican Republic

SIGNING SCOUT: Daurys Nin

ACQUIRED (SIGNED): Signed as a non-drafted free agent in 2015 (3/5/15)

CAREER NOTES

2018...Earned New York-Penn League Mid-Season All-Star honors for Brooklyn...2015...DSL Mets1 Sterling Award winner.

YR	CLUB	AVG	G	AB	R	H	2B	3B	HR	RBI	SH	SF	HB	BB	SO	SB	CS	SLG	OBP	E
15	DSL Mets1 (R)	.377	27	106	19	40	5	1	1	15	0	0	1	11	11	1	2	.472	.441	0
	DSL Mets2 (R)	.324	32	136	21	44	5	1	0	11	0	1	3	9	17	4	3	.375	.376	1
16	GCL Mets (R)	.231	46	186	16	43	10	0	1	21	0	1	1	11	25	1	1	.301	.276	1
17	Kingsport (R)	.335	45	185	27	62	10	1	4	40	0	3	0	15	18	2	2	.465	.379	2
	Brooklyn (A)	.308	13	39	4	12	1	2	0	4	0	1	0	5	8	1	1	.436	.378	0
18	Brooklyn (A)	.282	62	227	31	64	13	2	0	32	0	3	6	22	43	9	3	.357	.357	4
19	Columbia (A)	.282	71	252	28	71	18	3	4	31	1	3	1	16	47	0	1	.425	.324	0
	St. Lucie (A)	.293	36	133	21	39	8	1	2	17	1	1	2	13	24	2	0	.414	.362	1
Minor League Totals		.297	332	1264	167	375	70	11	12	171	2	13	14	102	193	20	13	.398	.352	9

LANDER, ADRIAN CATCHER

HT: 5-9 WT: 145 B/T: Right/Right

BORN: 3/13/03 in Maracay, Venezuela

RESIDES: Maracay, Venezuela

SIGNING SCOUT: Robert Espejo

ACQUIRED (SIGNED): Signed as a non-drafted free agent in 2019 (7/3/19)

LASKO, JUSTIN RIGHT-HANDED PITCHER

HT: 6-4 WT: 208 B/T: Right/Right

BORN: 3/16/97 in Bridgeport, CT

HIGH SCHOOL: Bunnell HS (CT)

RESIDES: Stratford, CT

COLLEGE: Massachusetts Amherst

SIGNING SCOUT: John Kosciak

ACQUIRED (SIGNED): Mets 30th-round pick in the 2019 First-Year Player Draft (6/9/19)

YR	CLUB	W-L	ERA	G	GS	CG	SHO	SV	IP	H	R	ER	HR	HB	BB	SO	WP	BK
19	Brooklyn (A)	0-1	1.42	10	0	0	0	1	12.2	8	5	2	2	1	0	9	0	0
	Columbia (A)	4-4	2.57	11	1	0	0	0	21.0	17	8	6	1	0	6	19	1	0
Minor League Totals		4-5	2.14	21	1	0	0	1	33.2	25	13	8	3	1	6	28	1	0

LEAL, GREGORY CATCHER

HT: 6-0 WT: 170 B/T: Right/Right

BORN: 2/14/03 in Maracaibo, Venezuela**RESIDES:** Maracaibo, Venezuela**SIGNING SCOUT:** Robert Espejo**ACQUIRED (SIGNED):** Signed as a non-drafted free agent in 2019 (7/3/19)**LECHUGA, ISAAC OUTFIELDER**

HT: 5-10 WT: 145 B/T: Switch/Right

BORN: 9/12/03 in Barranquilla, Colombia**RESIDES:** Barranquilla, Colombia**SIGNING SCOUT:** Harold Herrera**ACQUIRED (SIGNED):** Signed as a non-drafted free agent in 2021 (1/15/21).**LEON, ALEJANDRO CATCHER**

HT: 5-10 WT: 167 B/T: Left/Right

BORN: 9/19/01 in Valencia Venezuela**RESIDES:** Valencia, Venezuela**SIGNING SCOUT:** Andres Nunez**ACQUIRED (SIGNED):** Signed as a non-drafted free agent in 2019 (6/8/19)**LINARES, FRANKLIN OUTFIELDER**

HT: 6-0 WT: 165 B/T: Right/Right

BORN: 11/5/00 in Boca Chica, Dominican Republic**RESIDES:** Santo Domingo, Dominican Republic**SIGNING SCOUT:** Wilson Peralta**ACQUIRED (SIGNED):** Signed as a non-drafted free agent in 2019 (3/12/19)

YR	CLUB	AVG	G	AB	R	H	2B	3B	HR	RBI	SH	SF	HB	BB	SO	SB	CS	SLG	OBP	E
19	DSL Mets2 (R)	.297	25	91	11	27	5	2	1	7	2	1	2	12	29	12	7	.429	.387	1
	DSL Mets1 (R)	.280	29	125	23	35	3	3	1	18	1	0	1	14	30	8	1	.376	.357	2
	Minor League Totals	.287	54	216	34	62	8	5	2	25	3	1	3	26	59	20	8	.398	.370	3

LINDSAY, DESMOND OUTFIELDER

HT: 6-0 WT: 198 B/T: Right/Right

BORN: 1/15/97 in Bradenton, FL**RESIDES:** Bradenton, FL**SIGNING SCOUT:** César Aranguren**ACQUIRED (SIGNED):** Mets second-round pick in the 2015 First-Year Player Draft (6/18/15)**CAREER NOTES**

2018...Was ranked the eighth-best prospect in the Mets' minor league system by Baseball America...**2016**...Brooklyn Sterling Award winner...**High School**...Was named MVP for the 17-and-under World Wood Bat Association National Championship in 2014 after hitting .387 (12-31) with three homers and 10 RBI...Played in the 2015 Perfect Game All-American Classic at Petco Park...**Personal**...His grandmother grew up a Mets fan...Enjoys fishing.

YR	CLUB	AVG	G	AB	R	H	2B	3B	HR	RBI	SH	SF	HB	BB	SO	SB	CS	SLG	OBP	E
15	GCL Mets (R)	.304	21	69	10	21	4	2	1	6	1	0	0	11	21	3	2	.464	.400	0
	Brooklyn (A)	.200	14	45	3	9	3	0	0	7	1	0	0	7	19	0	1	.267	.308	1
16	GCL Mets (R)	.364	5	11	3	4	1	0	0	0	0	0	0	5	5	0	0	.455	.563	0
	Brooklyn (A)	.297	32	111	18	33	5	0	4	17	0	0	3	20	26	3	1	.450	.418	3
17	Columbia (A)	.220	65	214	40	47	10	1	8	30	0	2	2	33	77	4	2	.388	.327	6
18	St. Lucie (A)	.218	84	294	27	64	11	5	3	30	0	1	3	37	89	7	7	.320	.310	3
	GCL Mets (R)	.300	6	20	4	6	2	0	0	3	0	1	1	3	7	2	0	.400	.400	0
19	St. Lucie (A)	.196	15	51	8	10	2	0	1	5	0	0	1	7	25	1	0	.294	.305	0
	Minor League Totals	.238	242	815	113	194	38	8	17	98	2	4	10	123	269	20	13	.367	.343	13

LOAIZA, CÉSAR LEFT-HANDED PITCHER

HT: 6-3 WT: 165 B/T: Left/Left

BORN: 7/10/98 in Punto Fijo, Venezuela**RESIDES:** Punto Fijo, Venezuela**SIGNING SCOUT:** Robert Espejo**ACQUIRED (SIGNED):** Signed as a non-drafted free agent in 2017 (11/28/18)**CAREER NOTES****2018...**Was named a DSL Mid-Season All-Star for the DSL Mets1.

YR	CLUB	W-L	ERA	G	GS	CG	SHO	SV	IP	H	R	ER	HR	HB	BB	SO	WP	BK
18	DSL Mets1 (R)	4-0	1.16	9	6	0	0	0	38.2	21	6	5	0	2	15	49	2	1
	GCL Mets (R)	0-2	3.24	5	1	0	0	0	8.1	6	5	3	0	0	7	8	2	0
19	Kingsport (R)	1-4	5.71	13	12	0	0	0	41.0	45	34	26	3	4	26	41	4	0
Minor League Totals		5-6	3.48	27	19	0	0	0	88.0	72	45	34	3	6	48	98	8	1

LOYO, JUAN CATCHER

HT: 5-9 WT: 186 B/T: Right/Right

BORN: 3/16/99 in Araure, Venezuela**RESIDES:** Araure, Venezuela**SIGNING SCOUT:** Nestor Moreno**ACQUIRED (SIGNED):** Signed as a non-drafted free agent in 2018 (6/2/18)

YR	CLUB	AVG	G	AB	R	H	2B	3B	HR	RBI	SH	SF	HB	BB	SO	SB	CS	SLG	OBP	E
18	DSL Mets1 (R)	.292	48	144	19	42	4	0	1	14	2	2	16	22	22	7	4	.340	.435	5
19	DSL Mets2 (R)	.261	5	23	3	6	3	0	0	2	0	0	1	0	6	0	1	.391	.292	1
	GCL Mets (R)	.210	30	81	10	17	3	1	1	8	1	0	5	10	20	0	0	.309	.333	5
Minor League Totals		.262	83	248	32	65	10	1	2	24	3	2	22	32	48	7	5	.335	.391	11

LUGO, WILLIAM INFIELDER

HT: 6-2 WT: 224 B/T: Right/Right

BORN: 1/2/02 in Bani, Dominican Republic**RESIDES:** Bani, Dominican Republic**SIGNING SCOUT:** Gerardo Cabrera**ACQUIRED (SIGNED):** Signed as a non-drafted free agent in 2018 (8/23/18)

YR	CLUB	AVG	G	AB	R	H	2B	3B	HR	RBI	SH	SF	HB	BB	SO	SB	CS	SLG	OBP	E
19	GCL Mets (R)	.158	43	146	14	23	6	0	1	14	1	3	5	21	46	1	4	.219	.280	18

MacDONALD, NICHOLAS RIGHT-HANDED PITCHER

HT: 6-2 WT: 174 B/T: Right/Right

BORN: 6/11/98 in Pembroke Pines, FL**RESIDES:** Miami, FL**SIGNING SCOUT:** César Aranguren**ACQUIRED (SIGNED):** Mets 23rd-round pick in the 2019 First-Year Player Draft (6/17/19)**HIGH SCHOOL:** Flanagan HS (FL)**COLLEGE:** Florida International

YR	CLUB	W-L	ERA	G	GS	CG	SHO	SV	IP	H	R	ER	HR	HB	BB	SO	WP	BK
19	Kingsport (R)	2-0	3.20	16	0	0	0	3	19.2	18	8	7	2	2	6	28	2	0
	Columbia (A)	0-0	0.00	1	0	0	0	0	2.0	1	0	0	0	0	1	3	0	0
	Brooklyn (A)	0-0	0.00	1	0	0	0	0	1.2	2	0	0	0	0	0	3	1	0
Minor League Totals		2-0	2.70	18	0	0	0	3	23.1	21	8	7	2	2	7	34	3	0

MACHADO, FABIAN OUTFIELDER

HT: 6-2 WT: 180 B/T: Right/Right

BORN: 4/25/03 in Maracay, Venezuela**RESIDES:** Maracay, Venezuela**SIGNING SCOUT:** Andres Nunez**ACQUIRED (SIGNED):** Signed as a non-drafted free agent in 2019 (7/3/19)

MANGUM, JAKE OUTFIELDER

HT: 6-1 WT: 188 B/T: Switch/Left

BORN: 3/8/96 in Flowood, MS**HIGH SCHOOL:** Jackson Prep (MS)**RESIDES:** Pearl, MS**COLLEGE:** Mississippi State**SIGNING SCOUT:** Jet Butler**ACQUIRED (SIGNED):** Mets 4th-round pick in the 2019 First-Year Player Draft (6/24/19)**CAREER NOTES****College...**Batted .356 (378-1062) in his four seasons with Mississippi State.

YR	CLUB	AVG	G	AB	R	H	2B	3B	HR	RBI	SH	SF	HB	BB	SO	SB	CS	SLG	OBP	E
19	Brooklyn (A)	.247	53	182	29	45	5	2	0	18	2	1	10	15	26	17	5	.297	.337	2

MARQUEZ, GUSTAVO OUTFIELDER

HT: 5-11 WT: 160 B/T: Right/Right

BORN: 10/4/03 in Guigüe, Venezuela**RESIDES:** Guigüe, Venezuela**SIGNING SCOUT:** Andres Nunez**ACQUIRED (SIGNED):** Signed as a non-drafted free agent in 2021 (1/15/21)**MARTE, FREDERICK** INFIELDER

HT: 6-1 WT: 160 B/T: Switch/Right

BORN: 2/20/04 in La Vega, Dominican Republic**RESIDES:** La Vega, Dominican Republic**SIGNING SCOUT:** Kelvin Dominguez**ACQUIRED (SIGNED):** Signed as a non-drafted free agent in 2021 (1/15/21)**MARTE, SAMUEL** INFIELDER

HT: 6-0 WT: 160 B/T: Right/Right

BORN: 12/28/00 in Monte Plata, Dominican Republic**RESIDES:** Monte Plata, Dominican Republic**SIGNING SCOUT:** Kelvin Dominguez**ACQUIRED (SIGNED):** Signed as a non-drafted free agent in 2019 (3/12/19)

YR	CLUB	AVG	G	AB	R	H	2B	3B	HR	RBI	SH	SF	HB	BB	SO	SB	CS	SLG	OBP	E
19	DSL Mets2 (R)	.208	62	221	30	46	8	4	4	27	2	2	1	32	63	8	4	.335	.309	18

MARTINEZ, AARON RIGHT-HANDED PITCHER

HT: 6-1 WT: 185 B/T: Switch/Right

BORN: 11/10/03 in Coro, Venezuela**RESIDES:** Coro, Venezuela**SIGNING SCOUT:** Andres Nunez**ACQUIRED (SIGNED):** Signed as a non-drafted free agent in 2021 (1/15/21)**MARTINEZ, YERAL** OUTFIELDER

HT: 6-3 WT: 220 B/T: Left/Right

BORN: 10/30/02 in San Pedro de Macoris, Dominican Republic**RESIDES:** San Pedro de Macoris, Dominican Republic**SIGNING SCOUT:** Wilson Peralta**ACQUIRED (SIGNED):** Signed as a non-drafted free agent in 2019 (7/2/19)**MATA, YOHENNY** INFIELDER

HT: 6-2 WT: 175 B/T: Switch/Right

BORN: 6/3/04 in Valencia, Venezuela**RESIDES:** Valencia, Venezuela**SIGNING SCOUT:** Andres Nunez**ACQUIRED (SIGNED):** Signed as a non-drafted free agent in 2021 (1/15/21)**MAURICIO, RONNY** INFIELDER**MAJOR LEAGUE INVITE****MAXWELL, BRUCE** CATCHER**MAJOR LEAGUE INVITE**

McCALL, LIAM RIGHT-HANDED PITCHER

HT: 6-4 WT: 185 B/T: Right/Right

BORN: 2/19/99 in Jacksonville, FL

HIGH SCHOOL: First Coast (FL)

RESIDES: Jacksonville, FL

SIGNING SCOUT: Jon Updike

ACQUIRED (SIGNED): Mets 29th-round pick in the 2017 First-Year Player Draft (6/19/17)

YR	CLUB	W-L	ERA	G	GS	CG	SHO	SV	IP	H	R	ER	HR	HB	BB	SO	WP	BK
17	GCL Mets (R)	0-3	7.88	8	1	0	0	1	8.0	10	10	7	2	2	11	5	2	0
18	Kingsport (R)	0-2	9.00	12	1	0	0	0	22.0	28	30	22	1	2	34	18	18	1
19	GCL Mets (R)	3-0	4.50	11	0	0	0	0	28.0	21	15	14	0	1	15	25	2	0
Minor League Totals		3-5	6.67	31	2	0	0	1	58.0	59	55	43	3	5	60	48	22	1

McILRAITH, THOMAS RIGHT-HANDED PITCHER

HT: 6-3 WT: 205 B/T: Right/Right

BORN: 2/17/94 in Amarillo, TX

HIGH SCHOOL: Tascosa HS (TX)

RESIDES: Norman, OK

COLLEGE: Oklahoma

SIGNING SCOUT: Justin Schwartz

ACQUIRED (SIGNED): Mets 20th-round pick in the 2015 First-Year Player Draft (6/20/15)

CAREER NOTES

2016...Tossed 6.0 hitless innings as part of Columbia's combined no-hitter on April 9 at Charleston...2015...Finished among the Appalachian League leaders in ERA (second), WHIP (fifth) and batting average against (third).

YR	CLUB	W-L	ERA	G	GS	CG	SHO	SV	IP	H	R	ER	HR	HB	BB	SO	WP	BK
15	Kingsport (R)	6-1	1.71	12	9	0	0	0	58.0	48	12	11	2	4	19	34	2	1
16	Columbia (A)	1-4	6.23	7	7	1	0	0	34.2	37	27	24	5	3	15	25	4	0
17	St. Lucie (A)	1-1	6.75	4	4	0	0	0	12.0	17	9	9	1	0	3	7	1	0
	Brooklyn (A)	1-0	0.00	1	1	0	0	0	5.0	2	0	0	0	0	1	4	0	0
	Columbia (A)	2-1	2.22	4	4	0	0	0	24.1	19	7	6	0	0	8	15	0	0
18	St. Lucie (A)	1-3	4.38	28	0	0	0	0	51.1	65	30	25	6	2	21	43	3	0
19	St. Lucie (A)	4-5	2.79	20	0	0	0	1	38.2	29	19	12	3	2	18	35	4	0
	Binghamton (AA)	0-1	3.60	3	0	0	0	0	5.0	2	2	2	1	0	1	7	0	0
Minor League Totals		16-16	3.50	79	25	1	0	1	229.0	219	106	89	18	11	86	170	14	1

McILWAIN, BRANDON OUTFIELDER

HT: 6-1 WT: 190 B/T: Right/Right

BORN: 5/31/98 in Somerset, NJ

HIGH SCHOOL: Council Rock North HS (PA)

RESIDES: Newtown, PA

COLLEGE: California Berkeley

SIGNING SCOUT: Tyler Holmes

ACQUIRED (SIGNED): Signed as a non-drafted free agent in 2020 (6/18/20)

McINTOSH, BLAINE OUTFIELDER

HT: 6-4 WT: 185 B/T: Left/Left

BORN: 6/9/01 in Clarksville, TN

HIGH SCHOOL: Sycamore HS (TN)

RESIDES: Pleasant View, TN

SIGNING SCOUT: Jarrett England

ACQUIRED (SIGNED): Mets 13th-round pick in the 2019 First-Year Player Draft (7/5/19)

YR	CLUB	AVG	G	AB	R	H	2B	3B	HR	RBI	SH	SF	HB	BB	SO	SB	CS	SLG	OBP	E
19	GCL Mets (R)	.228	24	92	13	21	0	0	0	4	0	0	0	11	22	5	3	.228	.311	0

MEGILL, TYLOR RIGHT-HANDED PITCHER

MAJOR LEAGUE INVITE

MEJIA, GERALD OUTFIELDER

HT: 6-0 WT: 156 B/T: Switch/Right

BORN: 6/4/03 in San Pedro De Macoris, Dominican Republic

RESIDES: San Pedro De Macoris, Dominican Republic

SIGNING SCOUT: Wilson Peralta

ACQUIRED (SIGNED): Signed as a non-drafted free agent in 2020 (2/13/20)

MEJIA, NICOLANDY RIGHT-HANDED PITCHER

HT: 6-1 WT: 175 B/T: Right/Right

BORN: 7/2/01 in La Vega, Dominican Republic**RESIDES:** La Vega, Dominican Republic**SIGNING SCOUT:** Kelvin Dominguez**ACQUIRED (SIGNED):** Signed as a non-drafted free agent in 2019 (7/25/19)**MELLENDEZ, JOSÉ CATCHER**

HT: 6-0 WT: 156 B/T: Right/Right

BORN: 10/03/03 in Barquisimeto, Venezuela**RESIDES:** Barquisimeto, Venezuela**SIGNING SCOUT:** Robert Espejo**ACQUIRED (SIGNED):** Signed as a non-drafted free agent in 2021 (1/15/21)**MENA, JOSÉ CATCHER**

HT: 5-11 WT: 227 B/T: Right/Right

BORN: 12/22/96 in Cotui, Dominican Republic**RESIDES:** Cotui, Dominican Republic**SIGNING SCOUT:** Daurys Nin**ACQUIRED (SIGNED):** Signed as a non-drafted free agent in 2016 (6/22/16)

YR	CLUB	AVG	G	AB	R	H	2B	3B	HR	RBI	SH	SF	HB	BB	SO	SB	CS	SLG	OBP	E
16	DSL Mets2 (R)	.182	11	33	1	6	1	0	0	5	0	2	1	2	8	0	0	.212	.237	0
	DSL Mets1 (R)	.225	14	40	5	9	0	0	0	3	0	1	1	1	5	0	1	.225	.256	1
17	DSL Mets1 (R)	.213	33	94	13	20	2	1	1	8	0	0	4	14	11	5	5	.287	.339	5
	DSL Mets2 (R)	.000	1	1	0	0	0	0	0	0	0	0	2	0	1	0	0	.000	.667	0
18	GCL Mets (R)	.295	23	78	8	23	4	0	0	2	0	0	1	6	14	1	0	.346	.353	3
	Columbia (A)	.000	2	6	0	0	0	0	0	0	0	0	0	0	3	0	0	.000	.000	0
19	Brooklyn (A)	.299	31	97	14	29	5	1	2	13	0	0	3	5	24	0	0	.433	.352	1
Minor League Totals		.249	115	349	41	87	12	2	3	31	0	4	13	30	75	6	7	.313	.320	10

MENA, MALKY RIGHT-HANDED PITCHER

HT: 6-1 WT: 160 B/T: Right/Right

BORN: 10/3/96 in Bonaó, Monsenor Nouel, Dominican Republic**RESIDES:** Bonaó, Monsenor Nouel, Dominican Republic**SIGNING SCOUT:** Fernando Encarnación**ACQUIRED (SIGNED):** Signed as a non-drafted free agent in 2016 (12/12/16)

YR	CLUB	W-L	ERA	G	GS	CG	SHO	SV	IP	H	R	ER	HR	HB	BB	SO	WP	BK
17	DSL Mets1 (R)	3-3	2.13	13	10	0	0	1	55.0	45	15	13	0	1	7	50	4	0
18	GCL Mets (R)	2-1	3.48	14	2	0	0	1	20.2	16	9	8	1	1	6	19	1	0
	St. Lucie (A)	0-0	0.00	1	0	0	0	0	2.0	2	1	0	0	0	0	0	0	0
19	Brooklyn (A)	1-0	3.00	2	1	0	0	0	6.0	8	2	2	0	0	0	5	0	0
Minor League Totals		6-4	2.47	30	13	0	0	2	83.2	71	27	23	1	2	13	74	5	0

MERCEDES, DANIEL LEFT-HANDED PITCHER

HT: 6-2 WT: 175 B/T: Left/Left

BORN: 7/2/01 in Santo Domingo, Dominican Republic**RESIDES:** Santo Domingo, Dominican Republic**SIGNING SCOUT:** Martin Valerio**ACQUIRED (SIGNED):** Signed as a non-drafted free agent in 2019 (7/21/19)**METOYER, BRIAN RIGHT-HANDED PITCHER**

HT: 6-3 WT: 173 B/T: Right/Right

BORN: 11/13/96 in Natchitoches, LA**RESIDES:** Natchitoches, LA**SIGNING SCOUT:** Jet Butler**ACQUIRED (SIGNED):** Mets 40th-round pick in the 2018 First-Year Player Draft (6/10/18)

YR	CLUB	W-L	ERA	G	GS	CG	SHO	SV	IP	H	R	ER	HR	HB	BB	SO	WP	BK
18	GCL Mets (R)	0-0	0.00	1	0	0	0	0	1.0	1	0	0	0	0	1	0	1	0
	Kingsport (R)	0-1	5.56	11	0	0	0	1	11.1	11	12	7	2	3	9	11	7	0
19	Brooklyn (A)	2-2	5.65	16	0	0	0	2	28.2	15	20	18	3	5	22	40	9	0
Minor League Totals		2-3	5.49	28	0	0	0	3	41.0	27	32	25	5	8	32	51	17	0

MEYER, NICK CATCHER**MAJOR LEAGUE INVITE****MINAYA, BORIS OUTFIELDER****HT:** 6-1 **WT:** 168 **B/T:** Left/Left**BORN:** 12/8/02 in Santiago de los Caballeros, Dominican Republic**RESIDES:** Santiago de los Caballeros, Dominican Republic**SIGNING SCOUT:** Gerardo Cabrera**ACQUIRED (SIGNED):** Signed as a non-drafted free agent in 2019 (7/2/19)**MITCHELL, ANDREW LEFT-HANDED PITCHER****HT:** 6-1 **WT:** 205 **B/T:** Left/Left**BORN:** 10/23/94 in New Orleans, LA**HIGH SCHOOL:** Jesuit HS (LA)**RESIDES:** New Orleans, LA**COLLEGE:** Auburn**SIGNING SCOUT:** Tommy Jackson**ACQUIRED (SIGNED):** Mets 14th-round pick in the 2018 First-Year Player Draft (6/16/18)

YR	CLUB	W-L	ERA	G	GS	CG	SHO	SV	IP	H	R	ER	HR	HB	BB	SO	WP	BK
18	Kingsport (R)	1-2	0.75	10	0	0	0	2	12.0	11	6	1	1	0	3	16	5	0
	Brooklyn (A)	1-1	1.64	8	0	0	0	0	11.0	10	5	2	1	1	3	16	0	0
19	St. Lucie (A)	1-0	3.14	18	1	0	0	1	28.2	23	10	10	2	1	10	30	0	0
	Columbia (A)	2-0	0.92	15	0	0	0	2	19.2	16	6	2	0	1	6	32	4	0
	GCL Mets (R)	0-0	0.00	1	1	0	0	0	1.0	0	0	0	0	0	0	1	0	0
Minor League Totals		5-3	1.87	52	2	0	0	5	72.1	60	27	15	4	3	22	95	9	0

MOLINA, GERSON OUTFIELDER**HT:** 6-3 **WT:** 186 **B/T:** Right/Right**BORN:** 3/13/96 in Ciego de Avila, Cuba**RESIDES:** Port Au Prince , Haiti**SIGNING SCOUT:** Miguel Vasquez**ACQUIRED (SIGNED):** Signed as a non-drafted free agent in 2018 (8/25/18)

YR	CLUB	AVG	G	AB	R	H	2B	3B	HR	RBI	SH	SF	HB	BB	SO	SB	CS	SLG	OBP	E
19	Columbia (A)	.231	93	290	44	67	19	2	4	24	2	0	6	28	106	6	5	.352	.312	5

MONEGRO, ISNAEL INFIELDER**HT:** 6-2 **WT:** 203 **B/T:** Right/Right**BORN:** 10/1/02 in Villa Altigracia, Dominican Republic**RESIDES:** San Francisco de Macoris, Dominican Republic**SIGNING SCOUT:** Kelvin Dominguez**ACQUIRED (SIGNED):** Signed as a non-drafted free agent in 2019 (7/2/19)**MONTAS, LUIS RIGHT-HANDED PITCHER****HT:** 6-0 **WT:** 150 **B/T:** Right/Right**BORN:** 9/16/03 in San Cristobal, Dominican Republic**RESIDES:** San Cristobal, Dominican Republic**SIGNING SCOUT:** Fernando Encarnacion**ACQUIRED (SIGNED):** Signed as a non-drafted free agent in 2019 (7/2/19)**MONTES de OCA, BRYCE RIGHT-HANDED PITCHER****HT:** 6-7 **WT:** 265 **B/T:** Right/Right**BORN:** 4/23/96 in Lawrence, KS**HIGH SCHOOL:** Lawrence HS (KS)**RESIDES:** Lawrence, KS**COLLEGE:** Missouri**SIGNING SCOUT:** Nathan Beuster**ACQUIRED (SIGNED):** Mets ninth-round pick in the 2018 First-Year Player Draft (6/9/18)**MONTGOMERY, MIKE LEFT-HANDED PITCHER****MAJOR LEAGUE INVITE**

MORENO, LUIS RIGHT-HANDED PITCHER

HT: 6-2 WT: 170 B/T: Right/Right

BORN: 5/29/99 in San Cristobal, Dominican Republic

RESIDES: San Cristobal, Dominican Republic

SIGNING SCOUT: Carlos Perez

ACQUIRED (SIGNED): Signed as a non-drafted free agent in 2019 (6/8/19)

YR	CLUB	W-L	ERA	G	GS	CG	SHO	SV	IP	H	R	ER	HR	HB	BB	SO	WP	BK
19	DSL Mets1 (R)	1-1	3.58	8	6	0	0	0	27.2	22	14	11	0	2	16	28	5	0
	DSL Mets2 (R)	0-1	6.00	5	4	0	0	0	15.0	16	14	10	0	5	8	17	6	2
Minor League Totals		1-2	4.43	13	10	0	0	0	42.2	38	28	21	0	7	24	45	11	2

MORRIS, COLBY RIGHT-HANDED PITCHER

HT: 6-3 WT: 190 B/T: Right/Right

BORN: 5/17/97 in Del Mar, CA

RESIDES: Middlebury, VT

COLLEGE: Middlebury College (VT)

ACQUIRED (SIGNED): Signed as a non-drafted free agent in 2021 (1/122/21)

YR	CLUB	W-L	ERA	G	GS	CG	SHO	SV	IP	H	R	ER	HR	HB	BB	SO	WP	BK
19	Trois-Rivieres (IND)	2-0	5.40	3	2	0	0	0	11.2	14	7	7	2	1	4	6	4	0
	Gary (IND)	0-1	6.00	4	0	0	0	0	9.0	11	6	6	0	1	6	2	1	0
	Milwaukee (IND)	0-0	4.50	9	0	0	0	0	10.0	5	5	5	2	2	7	12	0	0
	Chicago (IND)	0-0	3.00	2	0	0	0	0	3.0	4	1	1	1	0	3	3	0	0

MOSQUERA, DIEGO INFIELDER

HT: 5-11 WT: 156 B/T: Right/Right

BORN: 3/14/04 in Valencia, Venezuela

RESIDES: Valencia, Venezuela

SIGNING SCOUT: Andres Nunez

ACQUIRED (SIGNED): Signed as a non-drafted free agent in 2021 (1/15/21)

MULLENBACH, MATT RIGHT-HANDED PITCHER

HT: 6-3 WT: 187 B/T: Right/Right

BORN: 10/6/96 in Urbandale, IA

RESIDES: Urbandale, IA

HIGH SCHOOL: Urbandale HS (IA)

SIGNING SCOUT: Jarrett England

COLLEGE: Lincoln Memorial

ACQUIRED (SIGNED): Signed to a minor league contract in 2019 (6/12/19)

YR	CLUB	W-L	ERA	G	GS	CG	SHO	SV	IP	H	R	ER	HR	HB	BB	SO	WP	BK
19	Brooklyn (A)	1-5	2.84	19	0	0	0	5	25.1	14	12	8	2	1	13	26	6	0

MURPHY, TANNER OUTFIELDER

HT: 6-3 WT: 199 B/T: Right/Right

BORN: 5/1/98 in Memphis, TN

RESIDES: Saint Augustine, FL

SIGNING SCOUT: Jon Updike

HIGH SCHOOL: Bartram Trail HS (FL)

COLLEGE: North Florida

ACQUIRED (SIGNED): Mets 18th-round pick in the 2019 First-Year Player Draft (6/16/19)

YR	CLUB	AVG	G	AB	R	H	2B	3B	HR	RBI	SH	SF	HB	BB	SO	SB	CS	SLG	OBP	E
19	Kingsport (R)	.201	40	134	21	27	3	1	5	15	0	0	3	18	57	2	1	.351	.310	0

NEWTON, SHERVYEN INFIELDER

HT: 6-4 WT: 209 B/T: Switch/Right

BORN: 4/24/99 in Tilburg, Netherlands

RESIDES: Willemstad, Curacao

SIGNING SCOUTS: Sendly Reina, Héctor Rincones, Harold Herrera & Chris Becerra

ACQUIRED (SIGNED): Signed as a non-drafted free agent in 2015 (7/2/15)

CAREER NOTES

2017...Ranked among the Dominican Summer League leaders in runs scored (51, T-4th) and triples (nine, T-2nd).

YR	CLUB	AVG	G	AB	R	H	2B	3B	HR	RBI	SH	SF	HB	BB	SO	SB	CS	SLG	OBP	E
16	DSL Mets2 (R)	.169	35	118	18	20	5	1	0	5	0	0	10	22	32	0	5	.229	.347	6
17	DSL Mets2 (R)	.311	66	241	51	75	11	9	1	31	5	3	4	50	57	10	4	.444	.433	15
18	Kingsport (R)	.280	56	207	50	58	16	2	5	41	1	8	4	46	84	4	0	.449	.408	11
19	Columbia (A)	.209	109	382	35	80	15	2	9	32	2	0	2	37	139	1	4	.330	.283	19
Minor League Totals		.246	266	948	154	233	47	14	15	109	8	11	20	155	312	15	13	.372	.360	51

NIGHTINGALE, DRAKE RIGHT-HANDED PITCHER

HT: 6-1 WT: 195 B/T: Right/Right

BORN: 5/8/96 in Hattiesburg, MS

HIGH SCHOOL: Sumrall HS (MS)

RESIDES: Hattiesburg, MS

COLLEGE: University of South Alabama

SIGNING SCOUT: Jet Butler

ACQUIRED (SIGNED): Signed as a non-drafted free agent in 2020 (6/15/20)

NOGOSEK, STEPHEN RIGHT-HANDED PITCHER

MAJOR LEAGUE INVITE

NÚÑEZ, ELLIAN RIGHT-HANDED PITCHER

HT: 6-2 WT: 167 B/T: Right/Right

BORN: 12/8/03 in Nagua, Dominican Republic

RESIDES: Nagua, Dominican Republic

SIGNING SCOUT: Wilson Peralta

ACQUIRED (SIGNED): Signed as a non-drafted free agent in 2021 (1/15/21)

NÚÑEZ, RIKELVIS RIGHT-HANDED PITCHER

HT: 6-5 WT: 195 B/T: Right/Right

BORN: 5/6/02 in Santiago de los Caballeros, Dominican Republic

RESIDES: Santiago de los Caballeros, Dominican Republic

SIGNING SCOUT: Moises de la Mota

ACQUIRED (SIGNED): Signed as a non-drafted free agent in 2019 (7/2/19)

OLLER, ADAM RIGHT-HANDED PITCHER

HT: 6-4 WT: 208 B/T: Right/Right

BORN: 10/17/94 in Conroe, TX

HIGH SCHOOL: Concordia Lutheran (TX)

RESIDES: Saugus, CA

COLLEGE: Northwestern State (LA)

SIGNING SCOUT: Phil Huttman (Pittsburgh)

ACQUIRED (SIGNED): Mets Rule 5 Draft Pick in the Triple-A Phase of the 2019 Rule 5 Draft (12/12/19)

CAREER NOTES

2017..Was named to the New York-Penn League mid-season All-Star team...Was named the New York-Penn League Pitcher of the Week for the week of August 28-September 4.

YR	CLUB	W-L	ERA	G	GS	CG	SHO	SV	IP	H	R	ER	HR	HB	BB	SO	WP	BK
16	Bristol (R)	2-2	4.45	13	9	0	0	2	54.2	63	28	27	7	5	9	46	8	2
17	West Virginia (A)	5-3	1.59	17	2	0	0	1	45.1	30	10	8	1	3	9	50	3	0
18	West Virginia (A)	1-1	4.40	5	0	0	0	1	14.1	10	8	7	1	1	3	15	3	0
	Bradenton (A)	2-4	6.75	24	5	0	0	0	58.2	70	48	44	14	7	21	53	6	0
19	Windy City (Ind.)	2-1	0.67	4	4	0	0	0	27.0	15	3	2	1	1	2	45	0	0
	Augusta (A)	5-6	4.02	17	17	0	0	0	87.1	94	49	39	5	6	26	93	10	1
Minor League Totals		15-16	4.32	76	33	0	0	4	260.1	267	143	125	28	22	68	257	30	3

O'NEIL, CONNER RIGHT-HANDED PITCHER

HT: 6-2 WT: 195 B/T: Right/Right

BORN: 9/25/94 in Kennewick, WA

HIGH SCHOOL: Southridge HS (WA)

RESIDES: San Clemente, CA

COLLEGE: Cal State Northridge

SIGNING SCOUT: Justin Schwartz

ACQUIRED (SIGNED): Mets seventh-round pick in the 2017 First-Year Player Draft (6/19/17)

YR	CLUB	W-L	ERA	G	GS	CG	SHO	SV	IP	H	R	ER	HR	HB	BB	SO	WP	BK
17	Brooklyn (A)	1-2	3.28	19	0	0	0	3	24.4	24	9	9	1	2	9	28	3	0
18	Columbia (A)	6-0	2.86	27	0	0	0	4	44.0	38	17	14	1	1	16	56	5	0
19	Columbia (A)	1-1	4.05	5	0	0	0	0	6.2	6	4	3	0	1	2	5	2	0
	St. Lucie (A)	2-1	5.00	27	0	0	0	2	45.0	56	28	25	7	3	25	35	3	0
Minor League Totals		10-4	3.81	78	0	0	0	9	120.1	124	58	51	9	7	52	124	13	0

O'NEILL, MATT CATCHER

HT: 6-0 WT: 205 B/T: Right/Right

BORN: 8/20/97 in Morristown, NJ

HIGH SCHOOL: Seton Hall Prep (NJ)

RESIDES: Morristown, NJ

COLLEGE: University of Pennsylvania

SIGNING SCOUT: Jim Thompson

ACQUIRED (SIGNED): Mets 20th-round pick in the 2019 First-Year Player Draft (6/9/19)

YR	CLUB	AVG	G	AB	R	H	2B	3B	HR	RBI	SH	SF	HB	BB	SO	SB	CS	SLG	OBP	E
19	GCL Mets (R)	.286	25	70	9	20	3	1	1	8	1	2	4	18	23	0	1	.400	.447	5
	Kingsport (R)	.231	8	26	3	6	0	1	0	2	0	0	1	2	7	0	0	.308	.310	1
Minor League Totals		.271	33	96	12	26	3	2	1	10	1	2	5	20	30	0	1	.375	.415	6

OPP, CAM LEFT-HANDED PITCHER

HT: 5-10 WT: 185 B/T: Left/Left

BORN: 11/4/95 in Denver, CO

HIGH SCHOOL: Capistrano Valley HS (CA)

RESIDES: Rapid City, SD

COLLEGE: West Point

ACQUIRED (SIGNED): Signed as a non-drafted free agent in 2020 (12/13/20)

CAREER NOTES

PERSONAL...Has pitched for the British National Team.

YR	CLUB	W-L	ERA	G	GS	CG	SHO	SV	IP	H	R	ER	HR	HB	BB	SO	WP	BK
19	Evansville (INDY)	4-2	2.70	21	0	0	0	2	26.2	22	10	8	1	2	11	35	4	0

ORTEGA, JAKE CATCHER

HT: 5-10 WT: 188 B/T: Left/Right

BORN: 7/31/96 in Laguna Hills, CA

HIGH SCHOOL: Capistrano Valley HS (CA)

RESIDES: Mission Viejo, CA

COLLEGE: Cal State Bakersfield

SIGNING SCOUT: César Aranguren

ACQUIRED (SIGNED): Mets 28th-round pick in the 2019 First-Year Player Draft (6/9/19)

YR	CLUB	AVG	G	AB	R	H	2B	3B	HR	RBI	SH	SF	HB	BB	SO	SB	CS	SLG	OBP	E
19	Brooklyn (A)	.237	27	76	6	18	2	0	0	6	2	1	0	6	25	1	0	.263	.289	2
	St. Lucie (A)	.267	5	15	5	4	0	0	0	0	1	0	1	2	3	1	1	.267	.389	0
Minor League Totals		.242	32	91	11	22	2	0	0	6	3	1	1	8	28	2	1	.264	.307	2

ORZE, ERIC RIGHT-HANDED PITCHER

HT: 6-4 WT: 195 B/T: Right/Right

BORN: 8/21/97 in Elk Grove, IL

HIGH SCHOOL: Glenbard North HS (IL)

RESIDES: New Orleans, LA

COLLEGE: University of New Orleans

SIGNING SCOUT: Jet Butler

ACQUIRED (SIGNED): Mets fifth-round pick in the 2020 First-Year Player Draft (6/19/20)

OSUNA, DAVID RIGHT-HANDED PITCHER

HT: 6-2 WT: 215 B/T: Right/Right

BORN: 12/4/01 in Santa Rosalia, Mexico

RESIDES: Santa Rosalia, Mexico

SIGNING SCOUT: Martin Arvizu

ACQUIRED (SIGNED): Signed as a non-drafted free agent in 2021 (1/15/21)

OSWALT, COREY RIGHT-HANDED PITCHER

MAJOR LEAGUE INVITE

OTA, SCOTT OUTFIELDER

HT: 5-10 WT: 192 B/T: Left/Left

BORN: 8/16/97 in Burlingame, CA

HIGH SCHOOL: Junipero Serra HS (CA)

RESIDES: Chicago, IL

COLLEGE: Illinois-Chicago

SIGNING SCOUT: Chris Heidt

ACQUIRED (SIGNED): Mets 10th-round pick in the 2019 First-Year Player Draft (6/9/19)

College...Hit 20 home runs in his final season at Illinois-Chicago, enough to lead the Horizon League in 2019.

YR	CLUB	AVG	G	AB	R	H	2B	3B	HR	RBI	SH	SF	HB	BB	SO	SB	CS	SLG	OBP	E
19	Kingsport (R)	.273	51	183	30	50	14	5	7	26	0	3	4	21	38	0	1	.519	.355	1

OTAÑEZ, MICHEL RIGHT-HANDED PITCHER

HT: 6-4 WT: 218 B/T: Right/Right

BORN: 7/3/97 in Villa La Mata, Dominican Republic**RESIDES:** Cotui, Dominican Republic**SIGNING SCOUT:** Marciano Álvarez**ACQUIRED (SIGNED):** Signed as a non-drafted free agent in 2016 (7/2/16)

YR	CLUB	W-L	ERA	G	GS	CG	SHO	SV	IP	H	R	ER	HR	HB	BB	SO	WP	BK
16	DSL Mets1 (R)	1-1	4.64	5	5	0	0	0	21.1	23	11	11	0	2	6	21	4	0
17									Did Not Play - Injured									
18	Columbia (A)	1-6	7.64	11	7	0	0	0	35.1	42	39	30	2	7	24	33	4	1
19	Kingsport (R)	2-2	3.31	7	7	0	0	0	32.2	26	14	12	1	2	11	44	5	0
	Brooklyn (A)	2-1	2.97	7	7	0	0	0	30.1	26	12	10	2	1	17	26	2	0
Minor League Totals		6-10	4.74	30	26	0	0	0	119.2	117	76	63	5	12	58	124	15	1

OVALLES, LAYONEL RIGHT-HANDED PITCHER

HT: 6-3 WT: 175 B/T: Right/Right

BORN: 12/8/03 in Moca, Dominican Republic**RESIDES:** Moca, Dominican Republic**SIGNING SCOUT:** Felix Romero**ACQUIRED (SIGNED):** Signed as a non-drafted free agent in 2019 (11/20/19)**PACHECO, JUAN** RIGHT-HANDED PITCHER

HT: 6-1 WT: 178 B/T: Right/Right

BORN: 9/19/02 in Montería, Colombia**RESIDES:** Montería, Colombia**SIGNING SCOUT:** Harold Herrera**ACQUIRED (SIGNED):** Signed as a non-drafted free agent in 2019 (7/2/19)**PALACIOS, JONAIKER** RIGHT-HANDED PITCHER

HT: 6-0 WT: 170 B/T: Right/Right

BORN: 5/7/03 in Valencia, Venezuela**RESIDES:** Los Guayos, Venezuela**SIGNING SCOUT:** Andres Nunez**ACQUIRED (SIGNED):** Signed as a non-drafted free agent in 2019 (7/3/19)**PALMER, JAYLEN** INFIELDER

HT: 6-3 WT: 208 B/T: Right/Right

BORN: 7/31/00 in Flushing, NY**HIGH SCHOOL:** Holy Cross HS (NY)**RESIDES:** Brooklyn, NY**SIGNING SCOUT:** John Kosciak**ACQUIRED (SIGNED):** Mets 22nd-round pick in the 2018 First-Year Player Draft (7/9/18)

YR	CLUB	AVG	G	AB	R	H	2B	3B	HR	RBI	SH	SF	HB	BB	SO	SB	CS	SLG	OBP	E
18	GCL Mets (R)	.310	25	87	13	27	4	1	1	11	1	0	4	8	27	5	2	.414	.394	4
19	Kingsport (R)	.260	62	242	41	63	12	2	7	28	0	2	1	31	108	1	3	.413	.344	21
Minor League Totals		.274	87	329	54	90	16	3	8	39	1	2	5	39	135	6	5	.413	.357	25

PARRA-RAMÍREZ, FRANKLIN LEFT-HANDED PITCHER

HT: 6-1 WT: 202 B/T: Left/Left

BORN: 9/13/99 in Copiague, NY**HIGH SCHOOL:** Copiague HS (NY)**RESIDES:** Copiague, NY**SIGNING SCOUT:** John Kosciak**ACQUIRED (SIGNED):** Mets 11th-round pick in the 2018 First-Year Player Draft (7/6/18)

YR	CLUB	W-L	ERA	G	GS	CG	SHO	SV	IP	H	R	ER	HR	HB	BB	SO	WP	BK
18	GCL Mets (R)	1-0	0.90	6	0	0	0	0	10.0	5	1	1	0	0	11	10	1	0
19	GCL Mets (R)	1-1	2.57	10	8	0	0	0	21.0	10	10	6	0	1	16	29	0	0
Minor League Totals		2-1	2.03	16	8	0	0	0	31.0	15	11	7	0	1	27	39	1	0

PARSONS, HUNTER RIGHT-HANDED PITCHER

HT: 6-2 WT: 215 B/T: Right/Right

BORN: 6/24/97 in Salisbury, MD

HIGH SCHOOL: Parkside HS (MD)

RESIDES: Fruitland, MD

COLLEGE: Maryland

SIGNING SCOUT: Jim Thompson

ACQUIRED (SIGNED): Mets 19th-round pick in the 2019 First-Year Player Draft (7/12/19)

YR	CLUB	W-L	ERA	G	GS	CG	SHO	SV	IP	H	R	ER	HR	HB	BB	SO	WP	BK
19	Brooklyn (A)	1-1	2.89	11	0	0	0	0	18.2	18	6	6	0	2	9	21	2	0

PEGUERO, JEREMY LEFT-HANDED PITCHER

HT: 6-2 WT: 175 B/T: Left/Left

BORN: 5/3/02 in Santo Domingo, Dominican Republic

RESIDES: Santo Domingo, Dominican Republic

SIGNING SCOUT: Ismael Perez

ACQUIRED (SIGNED): Signed as a non-drafted free agent in 2019 (7/2/19)

PERAZA, JOSE INFIELDER

MAJOR LEAGUE INVITE

PEREZ, YOANDY INFIELDER

HT: 6-0 WT: 155 B/T: Left/Right

BORN: 8/17/04 in San Pedro de Macoris, Dominican Republic

RESIDES: San Pedro de Macoris, Dominican Republic

SIGNING SCOUT: Oliver Dominguez

ACQUIRED (SIGNED): Signed as a non-drafted free agent in 2021 (1/15/21)

PEROZA, JOSÉ INFIELDER

HT: 6-1 WT: 221 B/T: Right/Right

BORN: 6/15/00 in San Felipe, Venezuela

RESIDES: San Felipe, Venezuela

SIGNING SCOUTS: Ismael Pérez & Héctor Rincones

ACQUIRED (SIGNED): Signed as a non-drafted free agent in 2016 (7/2/16)

YR	CLUB	AVG	G	AB	R	H	2B	3B	HR	RBI	SH	SF	HB	BB	SO	SB	CS	SLG	OBP	E
17	DSL Mets1 (R)	.300	57	213	29	64	21	1	2	28	0	2	0	17	55	7	3	.437	.349	8
	GCL Mets (R)	.176	5	17	1	3	0	0	0	1	1	0	0	1	8	0	1	.176	.222	1
18	GCL Mets (R)	.184	24	87	4	16	3	1	0	7	0	0	0	8	25	2	2	.241	.253	2
19	Brooklyn (A)	.225	33	111	14	25	4	0	4	22	0	0	4	7	38	0	2	.369	.295	2
	GCL Mets (R)	.328	16	64	14	21	6	2	6	20	0	1	3	4	15	1	0	.766	.389	1
Minor League Totals		.262	135	492	62	129	34	4	12	78	1	3	7	37	141	10	8	.421	.321	14

PEROZO, VINCENT CATCHER

HT: 6-0 WT: 170 B/T: Left/Right

BORN: 3/6/03 in Barquimeto, Venezuela

RESIDES: Barquimeto, Venezuela

SIGNING SCOUT: Robert Espejo

ACQUIRED (SIGNED): Signed as a non-drafted free agent in 2019 (7/3/19)

QUINTANA, PEDRO LEFT-HANDED PITCHER

HT: 5-11 WT: 165 B/T: Left/Left

BORN: 8/17/04 in Ciudad Bolívar, Venezuela

RESIDES: Higuerote, Venezuela

SIGNING SCOUT: Carlos Perez

ACQUIRED (SIGNED): Signed as a non-drafted free agent in 2021 (1/15/21)

RAGAN, MITCH RIGHT-HANDED PITCHER

HT: 6-0 WT: 216 B/T: Right/Right

BORN: 4/1/97 in Omaha, NE

HIGH SCHOOL: Millard West HS (NE)

RESIDES: Omaha, NE

COLLEGE: Creighton

SIGNING SCOUT: Nathan Beuster

ACQUIRED (SIGNED): Mets 15th-round pick in the 2019 First-Year Player Draft (6/9/19)

CAREER NOTES

2019...Named a New York-Penn League All-Star with Brooklyn (A).

YR	CLUB	W-L	ERA	G	GS	CG	SHO	SV	IP	H	R	ER	HR	HB	BB	SO	WP	BK
19	Brooklyn (A)	3-2	3.09	15	3	0	0	0	35.0	27	17	12	1	2	3	31	4	0

RAMIREZ, ALAN LEFT-HANDED PITCHER

HT: 5-10 WT: 205 B/T: Left/Left

BORN: 7/20/99 in Bonaó, Dominican Republic

RESIDES: Bonaó, Dominican Republic

SIGNING SCOUT: Kelvin Dominguez

ACQUIRED (SIGNED): Signed as a non-drafted free agent in 2019 (6/8/19)

YR	CLUB	W-L	ERA	G	GS	CG	SHO	SV	IP	H	R	ER	HR	HB	BB	SO	WP	BK
19	DSL Mets1 (R)	1-3	4.06	9	6	0	0	1	31.0	22	18	14	1	3	16	41	10	0
	DSL Mets2 (R)	1-1	3.20	5	5	0	0	0	25.1	17	10	9	1	3	11	28	3	0
Minor League Totals		2-4	3.67	14	11	0	0	1	56.1	39	28	23	2	6	27	69	13	0

RAMIREZ, JAWILME RIGHT-HANDED PITCHER

HT: 6-2 WT: 170 B/T: Right/Right

BORN: 11/28/01 in San Juan De la Maguana , Dominican Republic

RESIDES: San Juan De la Maguana , Dominican Republic

SIGNING SCOUT: Harold Herrera

ACQUIRED (SIGNED): Signed as a non-drafted free agent in 2019 (7/2/19)

RAMIREZ, ROBERT RIGHT-HANDED PITCHER

HT: 6-4 WT: 214 B/T: Right/Right

BORN: 5/7/01 in Azua, Dominican Republic

RESIDES: Azua, Dominican Republic

SIGNING SCOUT: Wilson Peralta

ACQUIRED (SIGNED): Signed as a non-drafted free agent in 2019 (3/2/19)

RAMOS, LENERD RIGHT-HANDED PITCHER

HT: 6-2 WT: 190 B/T: Right/Right

BORN: 9/23/03 in Valencia, Venezuela

RESIDES: Valencia, Venezuela

SIGNING SCOUTS: Andres Nunez

ACQUIRED (SIGNED): Signed as a non-drafted free agent in 2021 (1/15/21)

REGNAULT, ANDRES CATCHER

HT: 6-2 WT: 250 B/T: Right/Right

BORN: 12/21/98 in Caracas, Venezuela

RESIDES: Caracas, Venezuela

SIGNING SCOUTS: Héctor Rincones & Ismael Pérez

ACQUIRED (SIGNED): Signed as a non-drafted free agent in 2015 (7/24/15)

CAREER NOTES

2018...Dominican Summer League #1 Sterling Award winner...Mid-Season DSL All-Star.

YR	CLUB	AVG	G	AB	R	H	2B	3B	HR	RBI	SH	SF	HB	BB	SO	SB	CS	SLG	OBP	E
16	DSL Mets2 (R)	.132	39	106	11	14	3	0	0	9	1	0	2	17	39	2	0	.160	.264	5
17	DSL Mets2 (R)	.270	36	115	13	31	4	0	3	13	1	0	4	12	28	3	2	.383	.359	1
18	DSL Mets1 (R)	.333	53	192	33	64	17	1	9	45	0	2	8	22	33	5	3	.573	.420	5
19	Kingsport (R)	.292	44	178	26	52	11	0	8	49	0	3	3	8	36	0	2	.489	.328	4
Minor League Totals		.272	172	591	83	161	35	1	20	116	2	5	17	59	136	10	7	.437	.353	15

RENTERIA, MARCEL RIGHT-HANDED PITCHER**MAJOR LEAGUE INVITE**

REYES, JESÚS RIGHT-HANDED PITCHER

HT: 6-0 WT: 200 B/T: Right/Right

BORN: 2/21/93 in Santo Domingo, Dominican Republic

COLLEGE: ASA College (NY)

RESIDES: Brooklyn, NY

SIGNING SCOUT: Lee Seras (Cincinnati)

ACQUIRED: Selected during the Triple-A Phase of the 2020 Rule 5 Draft (12/10/20).

YR	CLUB	W-L	ERA	G	GS	CG	SHO	SV	IP	H	R	ER	HR	HB	BB	SO	WP	BK
15	AZL Reds	5-4	3.40	13	5	0	0	0	50.1	46	29	19	1	5	22	43	11	0
16	Dayton (A)	5-5	2.40	30	10	0	0	2	93.2	73	31	25	3	3	37	68	10	2
17	Daytona (A)	6-5	3.78	15	15	0	0	0	85.2	80	46	36	8	6	27	67	6	0
	Pensacola (AA)	2-4	3.31	10	10	0	0	0	51.2	55	19	19	3	0	20	44	4	0
18	Pensacola (AA)	1-8	3.94	29	6	0	0	2	64.0	59	45	28	4	6	27	53	7	0
	Louisville (AAA)	1-2	5.27	9	0	0	0	0	13.2	15	8	8	3	0	9	9	3	0
	CINCINNATI (NL)	0-0	3.18	5	0	0	0	0	5.2	4	4	2	1	1	2	2	1	0
19	Louisville (AAA)	1-6	5.03	43	7	0	0	0	77.0	75	52	43	11	6	54	64	5	3
Minor League Totals		21-34	3.67	149	53	0	0	4	436.0	403	230	178	33	26	196	348	46	5

REYES, WILMER INFILDER

HT: 6-0 WT: 200 B/T: Right/Right

BORN: 12/22/97 in Mao, Dominican Republic

RESIDES: Mao, Dominican Republic

SIGNING SCOUT: Daurys Nin

ACQUIRED (SIGNED): Signed as a non-drafted free agent in 2016 (6/1/16)

CAREER NOTES

2019...Named a New York-Penn League All-Star with Brooklyn (A).

YR	CLUB	AVG	G	AB	R	H	2B	3B	HR	RBI	SH	SF	HB	BB	SO	SB	CS	SLG	OBP	E
16	DSL Mets2 (R)	.264	58	220	27	58	7	3	2	20	1	2	3	11	25	5	3	.350	.305	16
17	DSL Mets1 (R)	.242	59	215	39	52	11	3	2	26	1	3	8	25	29	13	6	.349	.339	9
	GCL Mets (R)	.333	13	54	7	18	5	0	0	7	1	1	0	6	8	7	2	.426	.393	1
18	GCL Mets (R)	.269	32	119	18	32	5	2	3	10	0	0	2	3	17	2	5	.420	.298	0
	St. Lucie (A)	.231	5	13	2	3	0	0	1	1	0	0	0	4	0	0	0	.462	.231	0
	Kingsport (R)	.000	2	8	0	0	0	0	0	0	0	0	0	3	0	0	0	.000	.000	0
19	Brooklyn (A)	.323	61	229	32	74	8	2	5	33	1	3	3	8	41	12	6	.441	.350	11
Minor League Totals		.276	230	858	125	237	36	10	13	97	4	9	16	53	127	39	22	.387	.327	37

RIBON, KEVIN RIGHT-HANDED PITCHER

HT: 6-0 WT: 157 B/T: Right/Right

BORN: 9/20/02 in Agua Dulce, Mexico

RESIDES: Agua Dulce, Mexico

SIGNING SCOUT: Martin Arvizu

ACQUIRED (SIGNED): Signed as a non-drafted free agent in 2019 (7/5/19)

RITTER, LUKE INFILDER

HT: 6-0 WT: 192 B/T: Right/Right

BORN: 2/15/97 in Minneapolis, MN

HIGH SCHOOL: Rockhurst HS (MO)

RESIDES: Overland Park, KS

COLLEGE: Wichita State

SIGNING SCOUT: Nathan Beuster

ACQUIRED (SIGNED): Mets 7th-round pick in the 2019 First-Year Player Draft (6/9/19)

YR	CLUB	AVG	G	AB	R	H	2B	3B	HR	RBI	SH	SF	HB	BB	SO	SB	CS	SLG	OBP	E
19	Brooklyn (A)	.245	68	229	39	56	15	1	4	36	1	3	6	33	50	5	3	.371	.351	9

RIVERA, JOSÉ CATCHER

HT: 5-9 WT: 190 B/T: Right/Right

BORN: 9/7/99 in Bayamon, Puerto Rico

SCHOOL: Otero (PR)

RESIDES: Bayamon, Puerto Rico

SIGNING SCOUT: Manny Batista

ACQUIRED (SIGNED): Signed as a non-drafted free agent in 2019 (7/5/19)

YR	CLUB	AVG	G	AB	R	H	2B	3B	HR	RBI	SH	SF	HB	BB	SO	SB	CS	SLG	OBP	E
19	DSL Mets2 (R)	.299	21	77	17	23	7	1	3	14	0	1	3	12	14	0	0	.532	.409	10

RIZZIE, DAN CATCHER

HT: 6-2 WT: 205 B/T: Right/Right

BORN: 11/26/93 in Orland Park, IL

HIGH SCHOOL: Carl Sandburg (IL)

RESIDES: Orland Park, IL

COLLEGE: Xavier

SIGNING SCOUT: Jarrett England

ACQUIRED (SIGNED): Mets 13th-round selection in the 2016 First-Year Player Draft (6/16/16)

CAREER NOTES

2016...Was part of the first triple play in Brooklyn Cyclones history...College...Earned first-team all-Big East honors in 2016...Was named Big East Championship Most Outstanding Player.

YR	CLUB	AVG	G	AB	R	H	2B	3B	HR	RBI	SH	SF	HB	BB	SO	SB	CS	SLG	OBP	E
16	Brooklyn (A)	.162	33	105	10	17	3	1	0	8	0	2	5	14	9	3	2	.210	.286	1
17	St. Lucie (A)	.153	20	59	2	9	1	0	0	1	0	1	1	9	13	0	0	.169	.271	4
	Columbia (A)	.261	52	184	8	48	8	0	0	15	3	0	0	15	38	0	0	.304	.317	3
18	Columbia (A)	.318	6	22	3	7	0	0	0	2	0	0	1	1	3	0	0	.318	.375	0
	St. Lucie (A)	.248	67	214	20	53	9	0	2	20	0	6	0	20	33	0	2	.318	.304	5
19	St. Lucie (A)	.244	40	123	7	30	4	0	1	10	2	0	0	10	30	1	1	.301	.301	1
	Minor League Totals	.232	218	707	50	164	25	1	3	56	5	9	7	69	126	4	5	.283	.303	14

ROBINSON, JARED RIGHT-HANDED PITCHER

MAJOR LEAGUE INVITE

RODRÍGUEZ, DAVID CATCHER

MAJOR LEAGUE INVITE

RODRÍGUEZ, HECTOR INFIELDER

HT: 5-11 WT: 162 B/T: Right/Right

BORN: 3/11/04 in Santo Domingo, Dominican Republic

RESIDES: Santo Domingo, Dominican Republic

ACQUIRED (SIGNED): Signed as a non-drafted free agent in 2021 (1/15/21)

RODRÍGUEZ, JORGE RIGHT-HANDED PITCHER

HT: 6-3 WT: 180 B/T: Right/Right

BORN: 12/18/01 in Santiago de los Caballeros, Dominican Republic

RESIDES: Santiago de los Caballeros, Dominican Republic

SIGNING SCOUT: Kelvin Dominguez

ACQUIRED (SIGNED): Signed as a non-drafted free agent in 2019 (7/2/19)

RODRÍGUEZ, LUIS LEFT-HANDED PITCHER

HT: 6-3 WT: 190 B/T: Left/Left

BORN: 12/3/02 in Santiago de los Caballeros, Dominican Republic

RESIDES: Santiago de los Caballeros, Dominican Republic

SIGNING SCOUT: Kelvin Dominguez

ACQUIRED (SIGNED): Signed as a non-drafted free agent in 2019 (7/2/19)

RODRÍGUEZ, MANNY INFIELDER

HT: 5-10 WT: 179 B/T: Right/Right

BORN: 7/4/96 in Brooklyn, NY

HIGH SCHOOL: Calvert Hall HS (MD)

RESIDES: Brooklyn, NY

COLLEGE: Cincinnati

SIGNING SCOUT: Jarrett England

ACQUIRED (SIGNED): Mets 10th-round selection in the 2018 First-Year Player Draft (6/15/18)

CAREER NOTES

2019...Named a Florida State League Mid-Season All-Star with St. Lucie (A).

YR	CLUB	AVG	G	AB	R	H	2B	3B	HR	RBI	SH	SF	HB	BB	SO	SB	CS	SLG	OBP	E
18	Brooklyn (A)	.236	51	174	19	41	8	2	2	18	1	1	2	14	58	5	2	.339	.298	12
19	St. Lucie (A)	.242	114	380	38	92	20	2	1	35	1	1	4	36	116	14	10	.313	.314	26
	Minor League Totals	.240	165	554	57	133	28	4	3	53	2	2	6	50	174	19	12	.321	.309	38

ROJAS, OSCAR RIGHT-HANDED PITCHER

HT: 5-11 WT: 200 B/T: Right/Right

BORN: 5/5/99 in Guanajuato, Mexico**RESIDES:** Guanajuato, Mexico**SIGNING SCOUT:** Gabriel Low**ACQUIRED (SIGNED):** Signed as a non-drafted free agent in 2017 (5/23/17)

YR	CLUB	W-L	ERA	G	GS	CG	SHO	SV	IP	H	R	ER	HR	HB	BB	SO	WP	BK
17	DSL Mets2 (R)	1-2	2.18	7	7	0	0	0	33.0	27	9	8	0	0	2	35	3	0
18	GCL Mets (R)	3-3	3.83	8	7	0	0	0	42.1	34	19	18	1	1	12	40	4	0
	Kingsport (R)	0-2	6.75	2	2	0	0	0	8.0	11	7	6	2	0	3	2	0	0
19									Did Not Play - Injured									
Minor League Totals		4-7	3.46	17	16	0	0	0	83.1	72	35	32	3	1	17	77	7	0

ROMERO, YOEL INFIELDER

HT: 6-3 WT: 196 B/T: Right/Right

BORN: 4/10/98 in Caracas, Venezuela**RESIDES:** Caracas, Venezuela**SIGNING SCOUTS:** Carlos Pérez & Héctor Rincones**ACQUIRED (SIGNED):** Signed as a non-drafted free agent in 2014 (7/2/14)**CAREER NOTES**

2018...Was a Player of the Week Award recipient for Kingsport (R) of the Appalachian League during the week of September 3...**2017**...Was the Sterling Award Co-Winner for the DSL Mets2 squad.

YR	CLUB	AVG	G	AB	R	H	2B	3B	HR	RBI	SH	SF	HB	BB	SO	SB	CS	SLG	OBP	E
15	DSL Mets2 (R)	.028	12	36	2	1	0	0	0	0	0	0	2	3	11	0	2	.028	.146	0
	DSL Mets1 (R)	.244	38	119	19	29	8	2	0	11	1	1	3	9	32	3	2	.345	.311	10
16	DSL Mets2 (R)	.170	49	141	14	24	4	1	0	11	2	1	2	12	27	8	3	.213	.244	7
17	DSL Mets2 (R)	.364	67	239	47	87	10	4	2	35	3	4	4	31	32	17	7	.464	.439	2
18	Kingsport (R)	.265	53	204	42	54	10	0	4	38	1	3	2	33	41	12	7	.373	.368	10
19	Brooklyn (A)	.251	54	199	31	50	9	2	4	15	2	0	0	22	41	6	4	.377	.326	10
	St. Lucie (A)	.240	9	25	5	6	1	0	0	1	0	0	0	2	4	0	0	.280	.296	2
	Columbia (A)	.133	10	30	2	4	0	0	0	2	0	0	0	3	7	0	0	.133	.212	2
Minor League Totals		.257	292	993	162	255	42	9	10	113	9	9	13	115	195	46	25	.347	.339	42

RUBIO, ADRIAN OUTFIELDER

HT: 6-2 WT: 175 B/T: Switch/Right

BORN: 12/10/02 in Santo Domingo, Dominican Republic**RESIDES:** Santo Domingo, Dominican Republic**SIGNING SCOUT:** Gerardo Cabrera**ACQUIRED (SIGNED):** Signed as a non-drafted free agent in 2019 (11/15/19)**SALAZAR, EDUARDO OUTFIELDER**

HT: 6-3 WT: 208 B/T: Right/Right

BORN: 12/15/00 in Barcelona, Venezuela**RESIDES:** Anzoategui, Venezuela**SIGNING SCOUT:** Nestor Moreno**ACQUIRED (SIGNED):** Signed as a non-drafted free agent in 2017 (7/2/17)

YR	CLUB	AVG	G	AB	R	H	2B	3B	HR	RBI	SH	SF	HB	BB	SO	SB	CS	SLG	OBP	E
18	DSL Mets1 (R)	.193	20	57	9	11	1	0	0	3	1	2	0	8	18	0	2	.211	.284	1
	DSL Mets2 (R)	.354	22	82	12	29	2	1	0	9	0	1	0	9	19	2	0	.402	.413	1
19	GCL Mets (R)	.241	19	58	9	14	1	0	1	7	0	2	4	3	14	1	1	.310	.313	0
Minor League Totals		.274	61	197	30	54	4	1	1	19	1	5	4	20	51	3	3	.320	.345	2

SANCHEZ, FRANKLIN RIGHT-HANDED PITCHER

HT: 6-6 WT: 183 B/T: Right/Right

BORN: 9/12/00 in Jimani, Dominican Republic**RESIDES:** Jimani, Dominican Republic**SIGNING SCOUT:** Gerardo Cabrera**ACQUIRED (SIGNED):** Signed as a non-drafted free agent in 2019 (10/31/19)

SANCHEZ, ROBERTO OUTFIELDER

HT: 6-1 WT: 162 B/T: Left/Left

BORN: 3/7/03 in Guarenas, Venezuela**RESIDES:** Guarenas, Venezuela**SIGNING SCOUT:** Carlos Perez**ACQUIRED (SIGNED):** Signed as a non-drafted free agent in 2019 (7/18/19)**SANTANA, ANGEL** RIGHT-HANDED PITCHER

HT: 6-1 WT: 150 B/T: Right/Right

BORN: 2/27/03 in San Pedro de Macoris, Dominican Republic**RESIDES:** San Pedro de Macoris, Dominican Republic**SIGNING SCOUT:** Wilson Peralta**ACQUIRED (SIGNED):** Signed as a non-drafted free agent in 2019 (11/28/19)**SANTANA, ERIC** OUTFIELDER

HT: 6-0 WT: 180 B/T: Switch/Right

BORN: 11/2/02 in San Cristobal, Dominican Republic**RESIDES:** San Cristobal, Dominican Republic**SIGNING SCOUT:** Wilson Peralta**ACQUIRED (SIGNED):** Signed as a non-drafted free agent in 2019 (7/2/19)**SANTANA, LUIS** OUTFIELDER

HT: 6-2 WT: 160 B/T: Left/Right

BORN: 8/1/02 in San Pedro de Macoris, Dominican Republic**RESIDES:** San Pedro de Macoris, Dominican Republic**SIGNING SCOUT:** Marcianos Alvarez**ACQUIRED (SIGNED):** Signed as a non-drafted free agent in 2018 (8/1/18)**SANTOS, JUNIOR** RIGHT-HANDED PITCHER

HT: 6-7 WT: 244 B/T: Right/Right

BORN: 8/16/01 in Santiago, Dominican Republic**RESIDES:** Santiago, Dominican Republic**SIGNING SCOUT:** Anderson Taveras**ACQUIRED (SIGNED):** Signed as a non-drafted free agent in 2018 (6/2/18)

YR	CLUB	W-L	ERA	G	GS	CG	SHO	SV	IP	H	R	ER	HR	HB	BB	SO	WP	BK
18	DSL Mets1 (R)	1-1	2.80	11	10	0	0	0	45.0	35	15	14	1	4	6	36	4	0
	GCL Mets (R)	0-0	0.00	3	0	0	0	0	5.0	4	0	0	0	0	3	0	0	
19	Kingsport (R)	0-5	5.09	14	14	0	0	0	40.2	46	29	23	4	6	25	36	5	0
Minor League Totals		1-6	3.67	28	24	0	0	0	90.2	85	44	37	5	10	31	75	9	0

SANTOS, REYSON RIGHT-HANDED PITCHER

HT: 6-0 WT: 218 B/T: Right/Right

BORN: 1/22/99 in Bani, Dominican Republic**RESIDES:** Bani, Dominican Republic**SIGNING SCOUT:** Miguel Vásquez**ACQUIRED (SIGNED):** Signed as a non-drafted free agent in 2018 (6/15/18)**CAREER NOTES****2019...**Named an Appalachian League Post-Season All-Star with Kingsport (R).

YR	CLUB	W-L	ERA	G	GS	CG	SHO	SV	IP	H	R	ER	HR	HB	BB	SO	WP	BK
18	DSL Mets1 (R)	2-0	5.66	9	0	0	0	1	20.2	9	13	13	2	2	16	21	4	1
19	Brooklyn (A)	0-0	0.00	2	0	0	0	1	2.0	1	0	0	0	0	1	5	0	0
	Kingsport (R)	0-0	2.45	22	0	0	0	8	22.0	17	7	6	3	0	8	28	5	1
Minor League Totals		2-0	3.83	33	0	0	0	10	44.2	27	20	19	5	2	25	54	8	2

SAUNDERS, WARREN INFIELDER

HT: 6-1 WT: 205 B/T: Right/Right

BORN: 12/15/98 in Grand Bahama, Bahamas**RESIDES:** Grand Bahama, Bahamas**SIGNING SCOUT:** Hector Rincones**ACQUIRED (SIGNED):** Signed as a non-drafted free agent in 2018 (8/29/18)

YR	CLUB	AVG	G	AB	R	H	2B	3B	HR	RBI	SH	SF	HB	BB	SO	SB	CS	SLG	OBP	E
19	GCL Mets	.323	33	127	25	41	5	0	1	20	1	2	7	10	23	3	0	.386	.397	4

SENGER, HAYDEN CATCHER**MAJOR LEAGUE INVITE****SENGER, MITCHELL LEFT-HANDED PITCHER****HT:** 6-6 **WT:** 227 **B/T:** Left/Left**BORN:** 1/13/98 in Boca Raton, FL**HIGH SCHOOL:** Boca Raton Community (FL)**RESIDES:** Boca Raton, FL**COLLEGE:** Stetson**SIGNING SCOUT:** Chris Hervey**ACQUIRED (SIGNED):** Mets 26th-round pick in the 2019 First-Year Player Draft (6/9/19)

YR	CLUB	W-L	ERA	G	GS	CG	SHO	SV	IP	H	R	ER	HR	HB	BB	SO	WP	BK
19	Kingsport (R)	0-0	54.00	2	0	0	0	0	0.1	0	4	2	0	0	8	0	3	0
	GCL Mets (R)	1-0	10.80	11	0	0	0	0	8.1	14	11	10	1	1	10	4	6	0
Minor League Totals		1-0	12.46	13	0	0	0	0	8.2	14	15	12	1	1	18	4	9	0

SERRANO, ENYER OUTFIELDER**HT:** 5-11 **WT:** 165 **B/T:** Left/Right**BORN:** 5/14/04 in Valle del Tuy, Venezuela**RESIDES:** San Francisco de Yare, Venezuela**ACQUIRED (SIGNED):** Signed as a non-drafted free agent in 2021 (1/15/21)**SHAW, JOE RIGHT-HANDED PITCHER****HT:** 6-3 **WT:** 240 **B/T:** Right/Right**BORN:** 12/20/93 in Ennis, TX**HIGH SCHOOL:** Ennis (TX)**RESIDES:** Ennis, TX**COLLEGE:** Dallas Baptist University**SIGNING SCOUT:** Max Semler**ACQUIRED (SIGNED):** Mets 12th-round pick in the 2015 First-Year Player Draft (6/20/15)

YR	CLUB	W-L	ERA	G	GS	CG	SHO	SV	IP	H	R	ER	HR	HB	BB	SO	WP	BK
15	Kingsport (R)	1-1	3.29	9	0	0	0	3	13.2	12	5	5	1	1	3	17	1	0
16	Columbia (A)	8-9	4.46	23	23	0	0	0	135.1	150	82	67	11	9	37	134	9	2
	Binghamton (AA)	0-1	5.40	1	1	0	0	0	5.0	6	3	3	1	0	3	6	0	0
17	St. Lucie (A)	7-5	4.97	18	18	1	1	0	99.2	113	59	55	9	3	35	83	9	0
18	Binghamton (AA)	1-4	6.47	12	12	0	0	0	65.1	77	50	47	9	8	29	49	5	0
19	Syracuse (AAA)	0-0	4.50	1	0	0	0	0	2.0	2	2	1	1	0	2	0	0	1
	Binghamton (AA)	1-4	3.83	20	3	0	0	1	40.0	39	21	17	3	3	17	45	3	1
	St. Lucie (A)	1-0	2.12	10	0	0	0	0	17.0	15	6	4	0	2	7	20	2	0
Minor League Totals		19-24	4.74	94	57	1	1	4	378.0	414	228	199	35	26	133	354	29	4

SHINN, RYAN OUTFIELDER**HT:** 6-1 **WT:** 210 **B/T:** Right/Left**BORN:** 12/9/96 in Jobstown, NJ**HIGH SCHOOL:** North Burlington County (NJ)**RESIDES:** Jobstown, NJ**COLLEGE:** Kentucky**SIGNING SCOUT:** Jarrett England**ACQUIRED (SIGNED):** Mets 34th-round pick in the 2015 First-Year Player Draft (6/9/19)

YR	CLUB	AVG	G	AB	R	H	2B	3B	HR	RBI	SH	SF	HB	BB	SO	SB	CS	SLG	OBP	E
19	GCL Mets (R)	.242	46	149	24	36	8	0	3	20	1	2	12	24	48	6	4	.356	.385	3

SIERRA, BRIAN INFIELDER**HT:** 5-11 **WT:** 165 **B/T:** Right/Right**BORN:** 1/5/04 in La Guaia, Venezuela**RESIDES:** La Guaia, Venezuela**SIGNING SCOUT:** Carlos Perez**ACQUIRED (SIGNED):** Signed as a non-drafted free agent in 2021 (1/15/21)**SILVESTRE, JENSY INFIELDER****HT:** 6-0 **WT:** 170 **B/T:** Switch/Right**BORN:** 11/09/03 in Bonao, Dominican Republic**RESIDES:** Bonao, Dominican Republic**SIGNING SCOUT:** Oliver Dominguez**ACQUIRED (SIGNED):** Signed as a non-drafted free agent in 2021 (1/15/21)**SMITH, MALLEX OUTFIELDER****MAJOR LEAGUE INVITE**

STRUBLE, LT OUTFIELDER

HT: 5-10 WT: 182 B/T: Left/Right

BORN: 7/3/96 in Hammonton, NJ

HIGH SCHOOL: Hammonton HS (NJ)

RESIDES: Hammonton, NJ

COLLEGE: Felician College

SIGNING SCOUT: Jim Thompson

ACQUIRED (SIGNED): Mets 29th-round pick in the 2019 First-Year Player Draft (6/9/19)

YR	CLUB	AVG	G	AB	R	H	2B	3B	HR	RBI	SH	SF	HB	BB	SO	SB	CS	SLG	OBP	E
19	GCL Mets (R)	.231	18	52	14	12	1	0	0	5	2	0	0	11	20	4	0	.250	.365	3

SUAREZ, JOANDER RIGHT-HANDED PITCHER

HT: 6-3 WT: 223 B/T: Right/Right

BORN: 2/27/00 in Venezuela

RESIDES: Venezuela

SIGNING SCOUT: Carlos Pérez

ACQUIRED (SIGNED): Signed as a non-drafted free agent in 2018 (5/14/18)

YR	CLUB	W-L	ERA	G	GS	CG	SHO	SV	IP	H	R	ER	HR	HB	BB	SO	WP	BK
18	DSL Mets2 (R)	0-0	3.00	4	1	0	0	0	9.0	1	3	3	0	1	2	7	1	0
	DSL Mets1 (R)	0-1	5.40	4	3	0	0	0	11.2	15	7	7	0	0	3	12	0	0
19	GCL Mets (R)	1-0	1.79	11	8	0	0	0	40.1	27	8	8	1	3	16	47	6	0
Minor League Totals		1-1	2.66	19	12	0	0	0	61.0	43	18	18	1	4	21	66	7	0

SUOZZI, JOE OUTFIELDER

HT: 6-3 WT: 215 B/T: Right/Right

BORN: 2/28/98 in Glen Cove, NY

HIGH SCHOOL: Chaminade HS (NY)

RESIDES: Glen Cove, NY

COLLEGE: Boston College

SIGNING SCOUT: John Kosciak

ACQUIRED (SIGNED): Signed as a non-drafted free agent in 2020 (6/15/20)

TAVAREZ, SAMMY RIGHT-HANDED PITCHER

HT: 6-7 WT: 225 B/T: Right/Right

BORN: 10/20/98 in Santo Domingo, Dominican Republic

RESIDES: Santo Domingo, Dominican Republic

SIGNING SCOUT: Harold Herrera

ACQUIRED (SIGNED): Signed as a non-drafted free agent in 2020 (7/2/20)

TAVERAS, WILLY RIGHT-HANDED PITCHER

HT: 5-11 WT: 163 B/T: Right/Right

BORN: 1/20/98 in Villa Isabela, Dominican Republic

RESIDES: Villa Isabela, Dominican Republic

SIGNING SCOUT: Daurys Nin

ACQUIRED (SIGNED): Signed as a non-drafted free agent in 2016 (6/1/16)

CAREER NOTES

2017...Ranked among the league leaders in the Dominican Summer League in wins (second), WHIP (0.91, fourth) and lowest walks per 9.0 innings among starters (0.82, second).

YR	CLUB	W-L	ERA	G	GS	CG	SHO	SV	IP	H	R	ER	HR	HB	BB	SO	WP	BK
16	DSL Mets2 (R)	2-2	3.35	13	5	0	0	2	37.2	43	18	14	0	0	5	26	1	0
17	DSL Mets2 (R)	8-3	2.31	15	13	1	1	0	70.0	58	26	18	3	2	6	63	1	1
18	GCL Mets (R)	2-1	1.23	4	4	1	0	0	22.0	15	6	3	1	1	8	25	1	1
	Kingsport (R)	5-0	2.93	7	7	0	0	0	43.0	37	17	14	3	3	6	32	5	1
19	Columbia (A)	6-11	5.14	29	16	0	0	0	119.0	136	72	68	19	2	24	99	8	1
Minor League Totals		23-17	3.61	68	45	2	1	2	291.2	289	139	117	26	8	49	245	16	4

TAYLOR, COREY RIGHT-HANDED PITCHER

HT: 5-11 WT: 250 B/T: Right/Right

BORN: 1/8/93 in San Antonio, TX

HIGH SCHOOL: Kennedale (TX)

RESIDES: Kennedale, TX

COLLEGE: Texas Tech

SIGNING SCOUT: Max Semler

ACQUIRED (SIGNED): Mets seventh-round pick in the 2015 First-Year Player Draft

CAREER NOTES

2019...Underwent Tommy John surgery...2016...Named a Post-Season Florida State League (A) All-Star...College...Posted a 4-0 record with an NCAA-best 0.31 ERA (two earned runs/571 innings) in 19 games (one start) as a senior.

YR	CLUB	W-L	ERA	G	GS	CG	SHO	SV	IP	H	R	ER	HR	HB	BB	SO	WP	BK
15	Brooklyn (A)	1-1	1.50	18	0	0	0	0	18.0	14	6	3	1	1	4	16	1	0
16	St. Lucie (A)	4-5	1.87	45	0	0	0	20	53.0	53	21	11	1	1	13	45	3	0
17	Binghamton (AA)	5-5	3.61	42	0	0	0	3	62.1	69	28	25	3	3	14	47	4	2
18	Binghamton (AA)	2-1	2.41	29	3	0	0	6	41.0	50	12	11	1	1	9	34	1	0
	Las Vegas (AAA)	2-1	4.26	16	0	0	0	0	25.1	28	12	12	1	0	8	22	0	0
19	Syracuse (AAA)	2-0	2.37	10	1	0	0	0	19.0	20	5	5	0	0	7	15	0	0
Minor League Totals		16-13	2.76	160	4	0	0	29	218.2	234	84	67	7	6	55	179	9	2

TAYLOR, KENNIE OUTFIELDER

HT: 5-9 WT: 183 B/T: Right/Right

BORN: 10/20/96 in Norfolk, VA

HIGH SCHOOL: Jesuit HS (FL)

RESIDES: Tampa, FL

COLLEGE: Duke

SIGNING SCOUT: Daniel Coles

ACQUIRED (SIGNED): Mets 19th-round pick in the 2019 First-Year Player Draft (6/16/19)

YR	CLUB	AVG	G	AB	R	H	2B	3B	HR	RBI	SH	SF	HB	BB	SO	SB	CS	SLG	OBP	E
19	Brooklyn (A)	.195	22	77	10	15	3	2	2	8	0	0	0	5	19	4	1	.364	.244	0
	Kingsport (R)	.281	29	121	16	34	3	2	2	10	1	3	2	6	25	4	2	.388	.318	0
Minor League Totals		.247	51	198	26	49	6	4	4	18	1	3	2	11	44	8	3	.379	.290	0

TEWES, SAM RIGHT-HANDED PITCHER

HT: 6-5 WT: 216 B/T: Right/Right

BORN: 2/6/95 in Lincoln, NE

HIGH SCHOOL: Waverly (NE)

RESIDES: Bennet, NE

COLLEGE: Wichita State (KS)

SIGNING SCOUT: St. Louis

ACQUIRED (SIGNED): Signed as a minor league free agent (2/25/21)

YR	CLUB	W-L	ERA	G	GS	CG	SHO	SV	IP	H	R	ER	HR	HB	BB	SO	WP	BK
17	Palm Beach (A)	3-2	3.09	10	6	0	0	1	43.2	52	23	15	3	2	6	34	4	0
	State College (A)	3-3	3.83	7	7	0	0	0	42.1	51	25	18	3	2	9	31	2	0
	Peoria (A)	1-0	3.86	1	1	0	0	0	7.0	6	3	3	2	1	0	4	1	0
18	Springfield (AA)	0-2	4.78	7	7	0	0	0	32.0	38	19	17	5	2	13	18	3	0
	Palm Beach (A)	2-3	4.91	6	6	0	0	0	29.1	40	18	16	2	2	6	21	3	0
Minor League Totals		9-10	4.02	31	27	0	0	1	154.1	187	88	69	15	9	34	108	13	0

THOMPSON, DAVID INFIELDER**HT:** 6-0 **WT:** 188 **B/T:** Right/Right**BORN:** 8/28/93 in Miami, FL**HIGH SCHOOL:** Westminster Christian (FL)**RESIDES:** Miami, FL**COLLEGE:** Miami**SIGNING SCOUT:** César Aranguren**ACQUIRED:** Mets fourth-round pick in the 2015 First-Year Player Draft (6/24/15)**CAREER NOTES**

2018...Underwent surgery to have a bone spur removed from his left elbow...Dr. David Altchek performed the procedure at the Hospital for Special Surgery on June 19...**2016...**Was named a South Atlantic League Mid-season All-Star and the Sterling Award winner for Columbia...Led all Mets minor leaguers with 95 RBI...**College...**Played three seasons at Miami... Helped Miami reach the 2015 College World Series...Was named the MVP of the Coral Gables regional en route to playing in the College World Series...Missed 32 games in the middle of the 2014 season while attending Miami due to Thoracic Outlet Syndrome, which required surgery...Was one of three players nationwide to earn unanimous All-America first-team honors following his junior season in 2015...Led the country in RBI (90) in 2015 and led the ACC with his 19 home runs...**High School...**Was the first three-time Miami Herald Athlete of the Year winner...Broke the Florida state record for career prep home runs (55)...Alex Rodriguez held the old mark.

YR	CLUB	AVG	G	AB	R	H	2B	3B	HR	RBI	SH	SF	HB	BB	SO	SB	CS	SLG	OBP	E
15	Brooklyn (A)	.218	59	206	22	45	10	1	3	22	0	6	5	11	44	3	0	.320	.268	9
16	Columbia (A)	.294	61	228	45	67	22	2	5	58	0	7	7	14	49	3	0	.474	.344	8
	St. Lucie (A)	.265	55	204	29	54	12	0	6	37	1	2	3	15	41	3	0	.412	.321	10
17	Binghamton (AA)	.263	133	476	62	125	29	1	16	68	0	6	7	40	92	8	6	.429	.325	12
18	Las Vegas (AAA)	.258	22	66	10	17	5	0	1	5	0	0	3	4	20	2	2	.379	.329	3
	Brooklyn (A)	.167	3	12	1	2	1	0	0	1	0	0	0	1	2	0	0	.250	.231	1
19	Binghamton (AA)	.230	82	278	33	64	12	2	6	23	0	3	8	23	61	10	3	.353	.304	5
	Syracuse (AAA)	.189	41	127	19	24	10	0	3	22	0	4	2	11	40	3	0	.339	.257	5
Minor League Totals		.249	456	1597	221	398	101	6	40	236	1	28	35	119	349	32	11	.395	.310	53

TIBERI, BLAKE INFIELDER**HT:** 5-11 **WT:** 190 **B/T:** Left/Right**BORN:** 2/16/95 in Cincinnati, OH**HIGH SCHOOL:** Holy Cross (KY)**RESIDES:** Taylor Hill, KY**COLLEGE:** Louisville**SIGNING SCOUT:** Jarrett England**ACQUIRED (SIGNED):** Mets third-round pick in the 2016 First-Year Player Draft (6/20/16)**CAREER NOTES****2017...**Underwent Tommy John surgery on his elbow on May 3.

YR	CLUB	AVG	G	AB	R	H	2B	3B	HR	RBI	SH	SF	HB	BB	SO	SB	CS	SLG	OBP	E
16	Brooklyn (A)	.235	56	196	21	46	6	2	2	24	0	4	3	22	32	2	6	.316	.316	10
17	Columbia (A)	.167	5	18	3	3	1	0	0	2	0	0	0	4	5	1	0	.222	.318	1
18	Columbia (A)	.265	83	298	53	79	13	1	4	27	0	4	4	53	61	5	1	.356	.379	7
	St. Lucie (A)	.168	31	95	12	16	5	1	1	11	0	0	0	5	23	1	0	.274	.210	7
19	St. Lucie (A)	.252	120	448	72	113	29	0	3	35	3	3	3	52	87	16	5	.337	.332	15
Minor League Totals		.244	295	1055	161	257	54	4	10	99	3	11	10	136	208	25	12	.331	.333	40

TILIEN, JUNIOR INFIELDER**HT:** 6-1 **WT:** 180 **B/T:** Right/Right**BORN:** 9/9/02 in San Pedro de Macoris, Dominican Republic**RESIDES:** San Pedro de Macoris, Dominican Republic**SIGNING SCOUT:** Wllson Peralta**ACQUIRED (SIGNED):** Signed as a non-drafted free agent in 2019 (7/2/19)**TOFFEY, WILL INFIELDER****HT:** 6-2 **WT:** 205 **B/T:** Left/Right**BORN:** 12/31/94 in Wareham, MA**HIGH SCHOOL:** Salisbury School (MA)**RESIDES:** Barnstable, MA**COLLEGE:** Vanderbilt**SIGNING SCOUT:** Dillon Tung (Oakland)**ACQUIRED:** Acquired along with RHP Bobby Wahl from Oakland in exchange for RHP Jeurys Familia on July 21, 2018.

YR	CLUB	AVG	G	AB	R	H	2B	3B	HR	RBI	SH	SF	HB	BB	SO	SB	CS	SLG	OBP	E
17	Vermont (A)	.263	57	209	38	55	11	2	1	22	1	3	2	38	45	2	2	.349	.377	10
18	Stockton (A)	.244	48	164	17	40	8	0	5	32	1	2	1	29	49	0	0	.384	.357	13
	Binghamton (AA)	.254	41	134	23	34	12	0	4	19	0	0	1	30	36	2	0	.433	.394	3
19	Binghamton (AA)	.219	91	269	42	59	18	1	5	27	0	1	3	50	90	5	3	.349	.347	10
Minor League Totals		.242	237	776	120	188	49	3	15	100	2	6	7	147	220	9	5	.371	.365	36

TORRES, ROBERT RIGHT-HANDED PITCHER

HT: 5-11 WT: 177 B/T: Right/Right

BORN: 9/9/01 in San Francisco De Macoris, Dominican Republic**RESIDES:** San Francisco De Macoris, Dominican Republic**SIGNING SCOUTS:** Kelvin Dominguez**ACQUIRED (SIGNED):** Signed as a non-drafted free agent in 2020 (3/4/20)**TOVAR, WILFREDO** INFILDER

MAJOR LEAGUE INVITE

URIARTE, JUAN CATCHER

HT: 6-3 WT: 218 B/T: Right/Right

BORN: 9/17/97 in Los Mochis, Sinaloa, Mexico**RESIDES:** Los Mochis, Mexico**SIGNING SCOUTS:** Gabriel Low & Fred Mazuca**ACQUIRED (SIGNED):** Signed as a non-drafted free agent in 2014 (7/4/14)

CAREER NOTES

2017...Finished 10th in the Appalachian League in batting average (.305).

YR	CLUB	AVG	G	AB	R	H	2B	3B	HR	RBI	SH	SF	HB	BB	SO	SB	CS	SLG	OBP	E
15	DSL Mets1 (R)	.230	32	113	10	26	5	1	2	18	1	0	3	9	13	0	2	.345	.304	2
	DSL Mets2 (R)	.339	20	59	13	20	6	0	1	16	0	1	8	10	12	1	1	.492	.487	2
16	GCL Mets (R)	.236	37	123	9	29	5	0	1	13	2	2	6	7	29	3	0	.301	.304	0
17	Kingsport (R)	.305	52	200	36	61	13	1	5	36	0	3	8	15	31	0	0	.455	.372	2
18	Brooklyn (A)	.000	1	1	0	0	0	0	0	0	0	0	0	0	1	0	0	.000	.000	0
19	GCL Mets (R)	.333	3	6	3	2	0	0	0	0	0	0	0	1	0	0	0	.333	.429	1
	Columbia (A)	.200	50	175	18	35	8	0	3	16	0	1	4	5	50	0	0	.297	.238	5
Minor League Totals		.256	195	677	89	173	37	2	12	99	3	7	29	47	136	4	3	.369	.328	12

VALDEZ, ENRIQUE INFILDER

HT: 6-0 WT: 180 B/T: Right/Right

BORN: 9/1/01 in Santo Domingo, Dominican Republic**RESIDES:** Santo Domingo, Dominican Republic**SIGNING SCOUT:** Wilson Peralta**ACQUIRED (SIGNED):** Signed as a non-drafted free agent in 2019 (11/26/19)**VALDEZ, FREDDY** OUTFILDER

HT: 6-1 WT: 222 B/T: Right/Right

BORN: 12/6/01 in Santo Domingo, Dominican Republic**RESIDES:** Santo Domingo, Dominican Republic**SIGNING SCOUT:** Fernando Encarnación**ACQUIRED (SIGNED):** Signed as a non-drafted free agent in 2018 (7/2/18)

CAREER NOTES

2019...Named Sterling Mets DSL Player of the Year.

YR	CLUB	AVG	G	AB	R	H	2B	3B	HR	RBI	SH	SF	HB	BB	SO	SB	CS	SLG	OBP	E
19	DSL Mets1 (R)	.268	57	220	36	59	15	3	5	36	0	4	5	28	46	6	1	.432	.358	2
	GCL Mets (R)	.400	3	10	4	4	1	0	1	3	0	0	0	3	3	0	1	.800	.538	1
Minor League Totals		.274	60	230	40	63	16	3	6	39	0	4	5	31	49	6	2	.448	.367	3

VASQUEZ, CHRISTOPHER RIGHT-HANDED PITCHER

HT: 6-0 WT: 160 B/T: Right/Right

BORN: 3/17/01 in San Pedro De Macoris, Dominican Republic**RESIDES:** San Pedro De Macoris, Dominican Republic**SIGNING SCOUT:** Oliver Dominguez**ACQUIRED (SIGNED):** Signed as a non-drafted free agent in 2020 (2/4/20)

VÁSQUEZ, JEREMY INFIELDER

HT: 6-1 WT: 205 B/T: Left/Left

BORN: 7/17/96 in Palm City, FL

HIGH SCHOOL: Martin County HS (FL)

RESIDES: Palm City, FL

COLLEGE: Nova Southeastern (FL)

SIGNING SCOUT: César Aranguren

ACQUIRED (SIGNED): Mets 28th-round pick in the 2017 First-Year Player Draft (6/19/17)

CAREER NOTES

2018...Named a South Atlantic League Mid-Season All-Star with Columbia (A)...Earned Player of the Week honors for Columbia (A) of the South Atlantic League during the week of April 29...College...Batted .317 with 15 home runs and 49 RBI in 51 games (all starts) with Nova Southeastern as a junior...Spent his first two collegiate seasons at the University of Florida and was part of a Florida squad that reached the College World Series semifinals...Hit .476 (10-21) during the NCAA Tournament in 2015.

YR	CLUB	AVG	G	AB	R	H	2B	3B	HR	RBI	SH	SF	HB	BB	SO	SB	CS	SLG	OBP	E
17	Kingsport (R)	.296	36	135	18	40	8	0	7	30	0	2	1	22	26	0	0	.511	.394	1
	Brooklyn (A)	.225	31	102	11	23	7	0	1	8	0	1	2	15	34	0	0	.324	.333	2
18	Columbia (A)	.289	80	284	33	82	18	3	6	44	0	4	3	43	65	0	0	.437	.383	6
	St. Lucie (A)	.264	45	163	25	43	7	1	4	14	0	1	1	19	26	0	1	.393	.342	4
19	St. Lucie (A)	.277	125	444	44	123	26	2	5	61	0	6	5	55	76	3	3	.378	.359	5
	Binghamton (AA)	.231	12	39	4	9	1	0	0	0	0	0	0	6	6	0	1	.256	.333	0
Minor League Totals		.274	329	1167	135	320	67	6	23	157	0	14	12	160	233	3	5	.401	.364	18

VÁSQUEZ, LUIS RIGHT-HANDED PITCHER

HT: 6-3 WT: 180 B/T: Right/Right

BORN: 8/25/97 in Santo Domingo, Dominican Republic

RESIDES: Yamasa, Dominican Republic

SIGNING SCOUT: Marciano Álvarez

ACQUIRED (SIGNED): Signed as a non-drafted free agent in 2016 (11/14/16)

YR	CLUB	W-L	ERA	G	GS	CG	SHO	SV	IP	H	R	ER	HR	HB	BB	SO	WP	BK
17	DSL Mets2 (R)	3-0	3.00	14	3	0	0	2	45.0	37	19	15	0	5	23	28	11	1
18									Did Not Pitch - Injured									
19									Did Not Pitch - Injured									

VELIZ, JUAN LEFT-HADNED PITCHER

HT: 6-1 WT: 200 B/T: Left/Left

BORN: 6/12/04 in San Antonio, Venezuela

RESIDES: San Antonio, Venezuela

SIGNING SCOUT: Nestor Moreno

ACQUIRED (SIGNED): Signed as a non-drafted free agent in 2021 (1/15/21)

VENTURA, JORDANY RIGHT-HANDED PITCHER

HT: 6-0 WT: 191 B/T: Right/Right

BORN: 7/6/00 in Santo Domingo, Dominican Republic

RESIDES: Santo Domingo, Dominican Republic

SIGNING SCOUT: Andres Nuñez

ACQUIRED (SIGNED): Signed as a non-drafted free agent in 2018 (7/25/18)

YR	CLUB	W-L	ERA	G	GS	CG	SHO	SV	IP	H	R	ER	HR	HB	BB	SO	WP	BK
18	DSL Mets2 (R)	0-1	0.00	3	1	0	0	0	6.2	7	4	0	0	0	7	3	1	0
19	DSL Mets1 (R)	0-0	3.97	4	4	0	0	0	11.1	8	7	5	1	2	5	11	0	0
	GCL Mets (R)	2-1	4.36	9	7	0	0	0	33.0	27	16	16	2	6	8	34	2	2
	Kingsport (R)	0-1	1.13	2	2	0	0	0	8.0	3	1	1	0	0	6	9	3	0
Minor League Totals		2-3	3.36	18	14	0	0	0	59.0	45	28	22	3	8	26	57	6	2

VIENTOS, MARK INFIELDER

MAJOR LEAGUE INVITE

VILERA, JAISON RIGHT-HANDED PITCHER

HT: 6-1 WT: 209 B/T: Right/Right

BORN: 6/19/97 in Caracas, Venezuela

RESIDES: Maracay, Venezuela

SIGNING SCOUT: Daurys Nin

ACQUIRED (SIGNED): Signed as a non-drafted free agent in 2015 (11/10/15)

CAREER NOTES

2018...Was *Baseball America* Short-Season All-Star and a New York-Penn League Mid-Season All-Star...2017...GCL Mets Sterling Award Winner...Led the GCL in strikeouts (56), innings (62.1) and K/9 among starters (7.74).

YR	CLUB	W-L	ERA	G	GS	CG	SHO	SV	IP	H	R	ER	HR	HB	BB	SO	WP	BK
16	DSL Mets2 (R)	1-1	2.73	7	6	0	0	1	26.1	20	8	8	1	4	10	22	0	1
	DSL Mets1 (R)	4-0	0.59	6	4	0	0	0	30.1	18	3	2	0	2	10	22	3	0
17	GCL Mets (R)	3-1	1.88	11	8	1	1	0	62.1	43	18	13	3	3	17	56	6	1
18	Brooklyn (A)	5-2	1.83	13	13	0	0	0	73.2	50	20	15	1	6	22	78	2	0
19	Brooklyn (A)	2-3	3.81	5	5	0	0	0	28.1	23	18	12	1	1	11	23	3	0
	Columbia (A)	1-3	9.00	6	5	0	0	0	24.0	31	26	24	4	3	15	17	4	0
	St. Lucie (A)	2-1	3.81	5	4	0	0	0	26.0	26	13	11	2	1	10	17	1	0
	Binghamton (AA)	0-1	3.18	1	1	0	0	0	5.2	8	2	2	0	0	0	4	0	0
Minor League Totals		18-12	2.83	54	46	1	1	1	276.2	219	108	87	12	20	95	239	19	2

VILLALOBOS, FERNANDO CATCHER

HT: 5-11 WT: 188 B/T: Left/Right

BORN: 6/24/02 in Ensenada, Mexico

RESIDES: Ensenada, Mexico

SIGNING SCOUT: Manny Batista

ACQUIRED (SIGNED): Signed as a non-drafted free agent in 2019 (6/21/19)

YR	CLUB	AVG	G	AB	R	H	2B	3B	HR	RBI	SH	SF	HB	BB	SO	SB	CS	SLG	OBP	E
19	DSL Mets2 (R)	.500	1	4	0	2	0	0	0	1	0	0	0	1	0	1	0	.500	.600	0
	DSL Mets1 (R)	.179	29	78	10	14	3	0	0	5	0	2	4	21	33	4	2	.218	.371	10
Minor League Totals		.195	30	82	10	16	3	0	0	6	0	2	4	22	33	5	2	.232	.382	10

VILLAVICENCIO, KEVIN INFILDER

HT: 5-1 WT: 172 B/T: Right/Right

BORN: 11/24/03 in Guerrero Negro, Mexico

RESIDES: Santa Rosalia, Mexico

SIGNING SCOUT: Fred Mazuca

ACQUIRED (SIGNED): Signed as a non-drafted free agent in 2021 (1/15/21)

VIZCAÍNO, ARODYS RIGHT-HANDED PITCHER**MAJOR LEAGUE INVITE****WALKER, JOSHUA** LEFT-HANDED PITCHER

HT: 6-6 WT: 225 B/T: Left/Left

BORN: 12/1/94 in Otisville, NY

RESIDES: Otisville, NY

SIGNING SCOUT: Michael Pesce

ACQUIRED (SIGNED): Mets 37th-round pick in the 2017 First-Year Player Draft (6/18/17)

YR	CLUB	W-L	ERA	G	GS	CG	SHO	SV	IP	H	R	ER	HR	HB	BB	SO	WP	BK
17	GCL Mets (R)	2-1	9.42	14	0	0	0	2	14.1	21	18	15	1	0	6	13	3	0
18	Kingsport (R)	1-0	0.00	3	0	0	0	1	9.0	9	1	0	0	0	0	12	0	0
	Brooklyn (A)	0-1	4.18	10	6	0	0	0	32.1	33	17	15	4	2	15	40	2	0
19	GCL Mets (R)	0-1	6.00	1	1	0	0	0	3.0	3	2	2	0	0	0	2	0	0
	Brooklyn (A)	0-0	9.00	1	0	0	0	0	3.0	5	3	3	0	1	2	3	0	0
Minor League Totals		3-3	5.11	29	7	0	0	3	61.2	71	41	35	5	3	23	70	5	0

WALTERS, ANTHONY INFILDER

HT: 6-1 WT: 185 B/T: Left/Left

BORN: 12/17/97 in Whittier, CA

RESIDES: Chino, CA

SIGNING SCOUT: Glenn Walker

ACQUIRED (SIGNED): Mets third-round pick in the 2020 First-Year Player Draft (6/13/20)

WILSON, KYLE RIGHT-HANDED PITCHER

HT: 6-1 WT: 202 B/T: Right/Right

BORN: 9/27/96 in Canton, OH

HIGH SCHOOL: Raymore Peculiar HS (MO)

RESIDES: Raymore, MO

COLLEGE: Crowder College (MO)

SIGNING SCOUT: Nathan Beuster

ACQUIRED (SIGNED): Mets 35th-round pick in the 2017 First-Year Player Draft (7/21/17)

CAREER NOTES

2018...Earned New York-Penn League Pitcher of the Week for the week of August 12th.

YR	CLUB	W-L	ERA	G	GS	CG	SHO	SV	IP	H	R	ER	HR	HB	BB	SO	WP	BK
17	GCL Mets (R)	1-1	1.50	7	2	0	0	1	18.0	13	4	3	0	0	7	19	0	0
18	Brooklyn (A)	4-4	3.86	11	11	0	0	0	53.2	49	27	23	3	4	14	59	6	0
19	GCL Mets (R)	0-0	0.00	1	0	0	0	0	3.0	2	0	0	0	0	2	3	1	0
	St. Lucie (A)	4-8	3.80	21	20	0	0	0	90.0	106	48	38	4	4	41	54	6	0
Minor League Totals		9-13	3.50	40	33	0	0	1	164.2	170	79	64	7	8	64	135	13	0

WILSON, TOMMY RIGHT-HANDED PITCHER

HT: 6-4 WT: 205 B/T: Right/Right

BORN: 5/26/96 in Los Angeles, CA

HIGH SCHOOL: Notre Dame HS (CA)

RESIDES: Tarzana, CA

COLLEGE: Cal State Fullerton

SIGNING SCOUT: Evan Wise

ACQUIRED (SIGNED): Mets 19th-round pick in the 2018 First-Year Player Draft (6/20/18)

YR	CLUB	W-L	ERA	G	GS	CG	SHO	SV	IP	H	R	ER	HR	HB	BB	SO	WP	BK
18	Brooklyn (A)	1-0	1.23	11	0	0	0	2	22.0	13	5	3	0	0	7	27	0	0
19	St. Lucie (A)	4-2	2.01	8	8	0	0	0	44.2	33	13	10	1	0	14	36	2	0
	Binghamton (AA)	4-5	4.96	13	13	1	0	0	69.0	65	41	38	11	3	18	60	2	3
Minor League Totals		9-7	3.38	32	21	1	0	2	135.2	111	59	51	12	3	39	123	4	3

WINAKER, MATT OUTFIELDER

HT: 6-1 WT: 203 B/T: Left/Left

BORN: 11/29/95 in Alamo, CA

HIGH SCHOOL: San Ramon Valley (CA)

RESIDES: Alamo, CA

COLLEGE: Stanford

SIGNING SCOUT: Tyler Holmes

ACQUIRED (SIGNED): Mets fifth-round pick in the 2017 First-Year Player Draft (6/25/17)

CAREER NOTES

College...Led Pac-12 in runs (35), home runs (8), slugging (.636) and RBI (34) in conference play, and was second in total bases (75) as a junior...Earned All-Pac 12 Defensive Team honors leading the league with 516 putouts...High-School...Also played football at San Ramon Valley HS...As a senior, he went 50-for-50 on field goals and extra points.

YR	CLUB	AVG	G	AB	R	H	2B	3B	HR	RBI	SH	SF	HB	BB	SO	SB	CS	SLG	OBP	E
17	Brooklyn (A)	.268	21	71	10	19	1	0	0	3	0	0	1	15	11	2	0	.282	.402	4
18	Columbia (A)	.254	121	425	65	108	23	7	13	61	0	8	21	62	88	4	3	.433	.370	2
19	St. Lucie (A)	.195	86	261	31	51	9	5	2	31	4	3	14	26	62	6	5	.291	.299	2
Minor League Totals		.235	228	757	106	178	33	12	15	95	4	11	36	103	161	12	8	.370	.350	8

WINANS, ALLAN RIGHT-HANDED PITCHER

HT: 6-2 WT: 180 B/T: Right/Right

BORN: 8/10/95 in Bakersfield, CA

HIGH SCHOOL: Frontier HS (CA)

RESIDES: Bakersfield, CA

COLLEGE: Campbell (NC)

SIGNING SCOUT: Daniel Coles

ACQUIRED (SIGNED): Mets 17th-round pick in the 2018 First-Year Player Draft (6/10/18)

YR	CLUB	W-L	ERA	G	GS	CG	SHO	SV	IP	H	R	ER	HR	HB	BB	SO	WP	BK
18	Kingsport (R)	0-1	4.66	11	0	0	0	0	19.1	19	14	10	1	2	7	15	4	0
19	Columbia (A)	1-3	2.74	30	0	0	0	11	42.2	30	16	13	2	7	16	40	6	0
Minor League Totals		1-4	3.34	41	0	0	0	11	62.0	49	30	23	3	9	23	55	10	0

WINDLE, TOM LEFT-HANDED PITCHER**MAJOR LEAGUE INVITE**

WOODARD, L.A. INFILDER

HT: 5-10 WT: 182 B/T: Switch/Right

BORN: 6/3/97 in Nashville, TN

HIGH SCHOOL: John Overton HS (TN)

RESIDES: Nashville, TN

COLLEGE: Middle Tennessee State

SIGNING SCOUT: Jarrett England

ACQUIRED (SIGNED): Mets 16th-round pick in the 2018 First-Year Player Draft (6/18/18)

YR	CLUB	AVG	G	AB	R	H	2B	3B	HR	RBI	SH	SF	HB	BB	SO	SB	CS	SLG	OBP	E
18	Kingsport (R)	.239	24	71	14	17	4	0	0	11	0	1	2	16	14	8	0	.296	.389	5
	Brooklyn (A)	.500	3	4	2	2	0	0	0	1	0	0	0	1	1	0	1	.500	.600	0
19	Kingsport (R)	.186	18	59	10	11	1	0	0	4	2	0	1	9	19	4	0	.203	.304	0
Minor League Totals		.224	45	134	26	30	5	0	0	16	2	1	3	26	34	12	1	.261	.360	5

YERA, ARIEL CATCHER

HT: 6-3 WT: 233 B/T: Right/Right

BORN: 1/20/97 in Cienfuegos, Cuba

RESIDES: Havana, Cuba

SIGNING SCOUT: Kelvin Dominguez

ACQUIRED (SIGNED): Signed as a non-drafted free agent in 2019 (2/19/19)

YR	CLUB	AVG	G	AB	R	H	2B	3B	HR	RBI	SH	SF	HB	BB	SO	SB	CS	SLG	OBP	E
19	Brooklyn (A)	.221	23	68	2	15	1	0	0	4	1	0	0	6	27	1	1	.235	.284	2

YUSTIZ, RUBEN CATCHER

HT: 6-2 WT: 175 B/T: Right/Right

BORN: 1/2/04 in Barquisimeto, Venezuela

RESIDES: Barquisimeto, Venezuela

SIGNING SCOUT: Wilson Peralta

ACQUIRED (SIGNED): Signed as a non-drafted free agent in 2021 (1/15/21)

ZANGHI, JOSEPH RIGHT-HANDED PITCHER

HT: 6-3 WT: 212 B/T: Right/Right

BORN: 12/1/94 in Milford, CT

HIGH SCHOOL: Foran HS (CT)

RESIDES: Milford, CT

COLLEGE: Cumberland County College (NJ)

SIGNING SCOUT: J.P. Ricciardi

ACQUIRED (SIGNED): Signed as a non-drafted free agent in 2015 (6/16/16)

YR	CLUB	W-L	ERA	G	GS	CG	SHO	SV	IP	H	R	ER	HR	HB	BB	SO	WP	BK
16	Brooklyn (A)	1-0	1.23	23	0	0	0	8	29.1	20	6	4	0	0	15	45	7	0
17	Columbia (A)	0-3	2.19	41	0	0	0	4	61.2	51	29	15	2	2	26	64	6	0
18	Las Vegas (AAA)	0-0	9.00	2	0	0	0	1	5.0	6	5	5	1	0	3	4	0	0
	St. Lucie (A)	2-0	1.15	18	0	0	0	1	31.1	24	4	4	1	1	5	23	2	0
	Binghamton (AA)	1-1	5.11	17	0	0	0	0	24.2	25	16	14	1	4	8	22	3	0
19	Binghamton (AA)	3-3	2.34	31	2	0	0	4	57.2	43	19	15	1	4	27	50	3	0
	Syracuse (AAA)	0-0	6.35	5	0	0	0	0	5.2	7	4	4	1	0	5	6	1	0
Minor League Totals		7-7	2.55	137	2	0	0	18	215.1	176	83	61	7	11	89	214	22	0

ZORRILLA, JOSE LEFT-HANDED PITCHER

HT: 6-1 WT: 173 B/T: Switch/Left

BORN: 10/02/98 in Nagua, Dominican Republic

RESIDES: Nagua, Dominican Republic

SIGNING SCOUT: Richard Jimenez

ACQUIRED (SIGNED): Selected in the minor-league phase of the 2020 Rule 5 Draft from Cincinnati (12/10/20).

YR	CLUB	W-L	ERA	G	GS	CG	SHO	SV	IP	H	R	ER	HR	HB	BB	SO	WP	BK
16	DSL Reds (R)	1-2	7.77	18	0	0	0	0	24.1	32	25	21	1	1	12	19	10	0
17	DSL Reds (R)	3-1	3.16	16	1	0	0	3	42.2	40	24	15	1	6	16	25	7	0
18	DSL Reds (R)	1-1	2.08	14	1	0	0	2	21.2	16	9	5	1	5	7	32	3	1
19	Greenville (R)	0-1	8.84	14	0	0	0	0	19.1	30	21	19	3	3	10	26	6	0
Minor League Totals		5-5	5.00	62	2	0	0	5	108.0	118	79	60	6	15	45	102	26	1



YEAR IN REVIEW

2020 DAY-BY-DAY

DATE	OPP	W/L	Score	WP	LP	SV	Rec.	Pos./GB
7/24	ATL	W	1-0	Lugo (1-0)	Martin (0-1)	Díaz (1)	1-0	T-1st/+0.0
7/25	ATL	L	5-3 (10)	Jackson (1-0)	Strickland (0-1)	--	1-1	T-1st/+0.0
7/26	ATL	L	14-1	Chacin (1-0)	Porcello (0-1)	--	1-2	3rd/-1.0
7/27	@BOS	W	7-4	Wacha (1-0)	Osich (0-1)	Lugo (1)	2-2	2nd/-0.5
7/28	@BOS	W	8-3	Peterson (1-0)	Hall (0-1)	--	3-2	T-1st/+1.0
7/29	BOS	L	6-5	Hembree (1-0)	Wilson (0-1)	Workman (1)	3-3	2nd/-0.5
7/30	BOS	L	4-2	Perez (1-1)	Matz (0-1)	Workman (2)	3-4	3rd/-1.0
7/31	@ATL	L	11-10	Dayton (1-0)	Lugo (0-1)	Martin (1)	3-5	5th/-2.0
8/1	@ATL	L	7-1	Tomlin (1-0)	Wacha (1-1)	--	3-6	5th/-3.0
8/2	@ATL	L	4-0	Matzek (1-0)	Peterson (1-1)	--	3-7	5th/-4.0
8/3	@ATL	W	7-2	deGrom (1-0)	Soroka (0-1)	--	4-7	5th/-3.0
8/4	@WAS	L	5-3	Corbin (1-0)	Matz (0-2)	Hudson (2)	4-8	5th/-4.0
8/5	@WAS	W	3-1	Porcello (1-1)	Fedde (0-1)	Lugo (2)	5-8	5th/-3.5
8/6				OFF DAY				
8/7	MIA	L	4-3	Tarpley (2-0)	Wacha (1-2)	Vincent (1)	5-9	5th/-5.0
8/8	MIA	W	8-4	Peterson (2-1)	Castano (0-1)	--	6-9	4th/-4.0
8/9	MIA	W	4-2	deGrom (2-0)	Lopez (0-1)	Lugo (3)	7-9	3rd/-3.5
8/10	WAS	L	16-4	Corbin (2-0)	Matz (0-3)	--	7-10	5th/-3.5
8/11	WAS	L	1-2	Scherzer (1-1)	Porcello (1-2)	Hudson (3)	7-11	5th/-3.5
8/12	WAS	W	11-6	Familia (1-0)	Sanchez (0-3)	--	8-11	4th/-3.5
8/13	WAS	W	8-2	Peterson (3-1)	Voth (0-2)	--	9-11	3rd/-3.0
8/14	@PHI	L	6-5	Neris (1-0)	Lugo (0-2)	--	9-12	3rd/-4.0
8/15	@PHI	L	6-2	Nola (2-1)	Matz (0-4)	--	9-13	4th/-4.0
8/16	@PHI	L	6-2	Wheeler (3-0)	Porcello (1-3)	--	9-14	5th/-4.0
8/17	@MIA	W	11-4	Shreve (1-0)	Yamamoto (0-1)	Kilome (1)	10-14	4th/-4.0
8/18	@MIA	W	8-3	Wilson (1-1)	Mejia (0-1)	--	11-14	4th/-3.0
8/19	@MIA	W	5-3	Díaz (1-0)	Kintzier (1-2)	--	12-14	4th/-2.5
8/20	@MIA			PPD	--	--	12-14	3rd/-3.0
8/21	NYY			PPD	--	--	12-14	3rd/-3.0
8/22	NYY			PPD	--	--	12-14	3rd/-3.0
8/23	NYY			PPD	--	--	12-14	3rd/-3.0
8/24				OFF DAY				
8/25	MIA	L	4-0 (7)	Bleier (1-0)	Porcello (1-4)	--	12-15	4th/-4.0
	MIA	L	3-0 (7)	Smith (1-0)	Hughes (0-1)	Vincent (1)	12-16	4th/-4.0
8/26	MIA	W	5-4	Brach (1-0)	Vincent (1-2)	--	13-16	4th/-4.5
8/27	MIA			PPD	--	--	13-16	3rd/-4.5



2020 DAY BY DAY

DATE	OPP	W/L	Score	WP	LP	SV	Rec.	Pos./GB
8/28	@NYY	W	6-4 (7)	Lockett (1-0)	Green (2-2)	Díaz (2)	14-16	3rd/-3.0
	@NYY	W	4-3 (7)	Hughes (1-1)	Chapman (0-1)		15-16	3rd/-3.0
8/29	@NYY	L	2-1	Chapman (1-1)	Betances (0-1)		15-17	4th/-3.0
8/30	@NYY	L	8-7 (8)	Green (3-2)	Díaz (1-1)		15-18	4th/-4.5
	@NYY	L	5-3 (8)	Holder (1-0)	Smith 0-1)	Cessa (1)	15-19	4th/-4.5
8/31	MIA	L	5-3	Rogers (1-0)	deGrom (2-1)	Kintzler (2)	15-20	4th/-5.5
9/1	@BAL	L	9-5	Eshelman (3-0)	Kilome (0-1)		15-21	4th/-6.5
9/2	@BAL	W	9-4	Peterson (4-1)	Means (0-3)		16-21	4th/-6.5
9/3	NYY	W	9-7 (10)	Díaz (2-1)	Abreu (0-1)		17-21	4th/-6.0
9/4	PHI	L	5-3	Arrieta (3-4)	Hughes (1-2)	Workman (9)	17-22	4th/-6.5
9/5	PHI	W	5-1	Lugo (2-2)	Howard (1-2)		18-22	4th/-5.5
9/6	PHI	W	14-1	deGrom (3-1)	Nola (4-3)		19-22	4th/-5.5
9/7	PHI	L	9-8 (10)	Workman (1-1)	Castro (1-1)	Neeris (3)	19-23	4th/-5.5
9/8	BAL	L	11-2	Means (1-3)	Wacha (1-3)		19-24	4th/-5.5
9/9	BAL	W	7-6	Familia (2-0)	Harvey (0-1)	Díaz (3)	20-24	4th/-5.5
9/10				OFF DAY				
9/11	@TOR	W	18-1	deGrom (4-1)	Anderson (0-1)	Ramirez (1)	21-24	4th/-5.0
9/12	@TOR	L	3-2	Ray (2-4)	Lugo (2-3)	Dolis (4)	21-25	4th/-6.0
9/13	@TOR	L	7-3	Ryu (4-1)	Peterson (4-2)		21-26	4th/-7.0
9/14				OFF DAY				
9/15	@PHI	L	4-1	Arrieta (4-4)	Porcello (1-5)	Neeris (4)	21-27	4th/-7.5
9/16	@PHI	W	5-4	Castro (2-1)	Neeris (2-2)	Díaz (4)	22-27	4th/-6.5
9/17	@PHI	W	10-6	Wilson (2-1)	Workman (1-3)		23-27	4th/-6.0
9/18	ATL	L	15-2	Fried (7-0)	Matz (0-5)		23-28	4th/-7.0
9/19	ATL	W	7-2	Peterson (5-2)	Anderson (3-1)		24-28	4th/-6.0
9/20	ATL	L	7-0	Wright (2-4)	Porcello (1-6)		24-29	4th/-7.0
9/21	TB	L	2-1	Fleming (4-0)	deGrom (4-2)	Anderson (6)	24-30	4th/-8.0
9/22	TB	W	5-2	Lugo (3-3)	Snell (4-2)	Díaz (5)	25-30	4th/-8.0
9/23	TB	L	8-5	Glasnow (5-1)	Wacha (1-4)		25-31	4th/-9.0
9/24	@WAS	W	3-2	Peterson (6-2)	Corbin (2-7)	Díaz (6)	26-31	4th/-8.0
9/25	@WAS			PPD				
9/26	@WAS	L	4-3 (7)	Scherzer (5-4)	Castro (2-2)	Harris (1)	26-32	4th/-9.0
	@WAS	L	5-3 (7)	Sanchez (4-5)	Porcello (1-7)	Hudson (10)	26-33	4th/-9.0
9/27	@WAS	L	15-5	Voth (2-5)	Lugo (3-4)		26-34	T4th/-9.0

RECORD BY MONTH

Month	Home	Road	Total
July	1-4	2-1	3-5
August	5-6	7-9	12-15
September	6-7	5-7	11-14
Totals	12-17	14-17	26-34

RECORD BY DAY

Day	Home	Road	Total
Sunday	2-2	0-6	2-8
Monday	0-4	3-0	3-4
Tuesday	1-4	2-3	3-7
Wednesday	3-2	4-0	7-2
Thursday	2-1	2-0	4-1
Friday	1-3	3-2	4-5
Saturday	3-1	0-6	3-7
Totals	12-17	14-17	26-34

JULY TOTALS	3-5	Team ERA: 5.38	Team Batting: .266
AUGUST TOTALS	12-15	Team ERA: 4.35	Team Batting: .263
SEPTEMBER TOTALS	11-14	Team ERA: 5.50	Team Batting: .284

2020-21 CHRONOLOGY

July 23 - Recalled **INF ANDRÉS GIMÉNEZ**, **RHP COREY OSWALT** and **RHP PAUL SEWALD** from the Alternate Training Site...Selected the contracts of **INF EDUARDO NÚÑEZ**, **LHP CHASEN SHREVE** and **RHP HUNTER STRICKLAND** to the major league roster...**LHP STEPHEN GONSALVES** was designated for assignment.

July 25 - Announced **LHP STEPHEN GONSALVES** was claimed off waivers by Boston.

July 26 - Optioned **RHP COREY OSWALT** to their Alternate Training Site.

July 27 - Recalled **RHP TYLER BASHLOR** from the Alternate Training Site.

July 28 - Selected the contract of **LHP DAVID PETERSON** from the Alternate Training Site...**RHP TAYLOR BASHLOR** was designated for assignment...**RHP YEFRY RAMIREZ** and **RHP PEDRO PAYANO** were added to the team's Player Pool.

July 29 - Placed **OF JAKE MARISNICK** on the IL with a left hamstring strain...**OF RYAN CORDELL** has been selected from the team's Alternate Training Site...**RHP JORDAN HUMPHREYS** has been designated for assignment.

July 30 - Placed **INF EDUARDO NÚÑEZ** on the IL with a left knee contusion...Selected the contract of **INF BRIAN DOZIER** from the team's Alternate Training Site...Recalled **LHP DANIEL ZAMORA** from the team's Alternate Training Site...**RHP HUNTER STRICKLAND** was designated for assignment...**C BRUCE MAXWELL** was signed to the team's Player Pool.

July 31 - Placed **C RENÉ RIVERA** on the IL with a hyper-extended left elbow...Recalled **RHP FRANKLYN KILOME** from the team's Alternate Training Site.

August 2 - Reinstated **RHP JARED HUGHES** from the IL...Optioned **RHP FRANKLYN KILOME** to the team's Alternate Training Site...Transferred **INF JED LOWRIE** to the 45-day IL...Acquired **OF BILLY HAMILTON** from the San Francisco Giants in exchange for **RHP JORDAN HUMPHREYS**...Traded **RHP TYLER BASHLOR** to the Pittsburgh Pirates in exchange for cash considerations.

August 3 - Recalled **C ALI SÁNCHEZ** from the team's Alternate Training Site...Placed **OF YOENIS CÉSPEDES** on the restricted list (opt-out of 2020 season)...**RHP HUNTER STRICKLAND** was outrighted to the team's Alternate Training Site.

August 4 - Placed **INF ROBINSON CANÓ** on the IL with a grade two left adductor strain...Selected the contract of **OF BILLY HAMILTON** from the team's Alternate Training Site.

August 5 - Acquired **RHP ARIEL JURADO** from the Texas Rangers in exchange for a player to be named later and cash considerations...**OF RYAN CORDELL** was designated for assignment.

August 6 - **C ALI SÁNCHEZ** was optioned to the team's Alternate Training Site.

August 7 - **RHP ROBERT GSELLMAN** was reinstated from the IL...**LHP DANIEL ZAMORA** was optioned to the team's Alternate Training Site...**INF LUIS CARPIO** has been added to the team's 60-man Player Pool...**OF RYAN CORDELL** was outrighted to the team's Alternate Training Site.

August 9 - **RHP MICHAEL WACHA** was placed on the IL with right shoulder inflammation...**C ALI SÁNCHEZ** was recalled from the team's Alternate Training Site.

August 10 - Placed **RHP MARCUS STROMAN** on the restricted list (opt-out of 2020 season).

August 11 - **RHP PAUL SEWALD** and **C ALI SÁNCHEZ** were optioned to the team's Alternate Training Site...**RHP BRAD BRACH** and **RHP WALKER LOCKETT** were reinstated from the IL.

August 14 - Reinstated **INF ROBINSON CANÓ** from the IL...Optioned **RHP DREW SMITH** to the team's Alternate Training Site.

August 15 - Added **RHP MATT ALLAN** and **C FRANCISCO ALVAREZ** to the 60-Player Pool and assigned them to the team's Alternate Training Site.

August 16 - Recalled **RHP FRANKLYN KILOME** from the team's Alternate Training Site...**INF BRIAN DOZIER** was designated for assignment.

August 17 - Added **INF RONNY MAURICIO** to the Alternate Site...Transferred **C RENÉ RIVERA** to the 45-Day IL.

August 18 - Recalled **RHP COREY OSWALT** from the team's Alternate Training Site...Optioned **RHP FRANKLYN KILOME** to the team's Alternate Training Site...Placed **LHP DAVID PETERSON** on the Injured List, retroactive to August 14 with left shoulder fatigue...**RHP DREW SMITH** was recalled from the Alternate Site.

August 25 - Placed **C TOMÁS NIDO** and **INF ANDRÉS GIMÉNEZ** on the Injured List...Selected the contracts of **C PATRICK MAZEIKA** and **OF JUAN LAGARES**...Named **C ALI SÁNCHEZ** the 29th player for the DH.

August 26 - Optioned **C PATRICK MAZEIKA** to the Alternate Site.

August 27 - Reinstated **RHP MICHAEL WACHA** from the Injured List...Optioned **RHP DREW SMITH** to the Alternate Site.

August 28 - Reinstated **INF ANDRÉS GIMÉNEZ** and **OF JAKE MARISNICK** from the Injured List...Placed **RHP COREY OSWALT** on the Injured List with right biceps tendinitis...**OF JUAN LAGARES** was designated for assignment...Recalled **C PATRICK MAZEIKA** as the team's 29th man.

August 30 - Placed **LHP STEVEN MATZ** on the IL with left shoulder discomfort...Placed **RHP DELLIN BETANCES** on the IL with right lat tightness...Recalled **RHP DREW SMITH** and **RHP FRANKLYN KILOME** from the team's Alternate Training Site...Recalled **RHP ARIEL JURADO** as the team's 29th man...**INF MARK VIENTOS** was added to the team's 60-Man Player Pool and assigned to the team's Alternate Training Site.

August 31 - Optioned **RHP DREW SMITH** to the team's Alternate Training Site...Selected the contract of **RHP HUNTER STRICKLAND** from the team's Alternate Training Site...Acquired **INF TODD FRAZIER** from the Texas Rangers for a player-to-be-named-later...Acquired **C ROBINSON CHIRINOS** and cash considerations from the Texas Rangers for a player-to-be-named-later...Acquired **RHP MIGUEL CASTRO** from the Baltimore Orioles in exchange for **LHP KEVIN SMITH** and player-to-be-named-later or cash considerations.

September 1 - Recalled **RHP ARIEL JURADO** from the team's Alternate Training Site...Designated **RHP HUNTER STRICKLAND** for assignment...Transferred **INF EDUARDO NÚÑEZ** to the 45-day IL.

September 2 - Activated **C ROBINSON CHIRINOS**, **INF TODD FRAZIER** and **RHP MIGUEL CASTRO**...Optioned **RHP ARIEL JURADO**, **C ALI SÁNCHEZ**...Placed **RHP FRANKLYN KILOME** on the IL with a split fingernail

September 4 - Selected **RHP ERASMO RAMÍREZ** from the team's Alternate Training Site...Designated **OF BILLY HAMILTON** for assignment.

September 5 - **C TOMÁS NIDO** has been cleared to resume baseball activities and returns to the team's 60-Man Player Pool...**RHP HUNTER STRICKLAND** has cleared waivers and accepted his assignment to the team's Alternate Training Site...**RHP PEDRO PAYANO** has been released.

September 9 - **RHP ROBERT GSELLMAN** was placed on the 10-Day IL with a fractured rib...**RHP DREW SMITH** was recalled from the team's Alternate Training Site.

September 13 - **LHP STEVEN MATZ** was activated from the 10-Day IL...**RHP DREW SMITH** was optioned to the team's Alternate Training Site.

September 18 - **RHP FRANKLYN KILOME** was activated from the 10-Day IL...**INF LUIS GUILLORME** was optioned to the team's Alternate Training Site.

September 19 - **RHP COREY OSWALT** was activated from the 10-Day IL...**RHP FRANKLYN KILOME** was optioned to the team's Alternate Training Site.

September 21 - **OF JAKE MARISNICK** was placed on the 10-Day IL...**OF GUILLERMO HEREDIA** was recalled from the team's Alternate Training Site.

September 23 - **RHP DELLIN BETANCES** was activated from the 10-Day IL...**RHP COREY OSWALT** was optioned to the team's Alternate Training Site.

September 24 - **OF MICHAEL CONFORTO** was placed on the 10-Day IL...**INF LUIS GUILLORME** was recalled.

September 26 - Named **C ALI SÁNCHEZ** the 29th player for the DH...Placed **INF ANDRÉS GIMÉNEZ** on the 10-Day IL with right oblique tightness...Transferred **RHP ROBERT GSELLMAN** to the 45-Day IL...Selected the contract of **OF RYAN CORDELL**.

September 27 - Placed **RHP ERASMO RAMÍREZ** on the 10-Day IL with right groin tightness...Recalled **RHP COREY OSWALT**.

October 26 - Designated **OF RYAN CORDELL** for assignment...Claimed **INF ROBEL GARCÍA** off waivers from Cincinnati.

October 28 - **OF YOENIS CÉSPEDES**, **RHP MICHAEL WACHA**, **INF EDUARDO NÚÑEZ**, **RHP JARED HUGHES**, **INF TODD FRAZIER**, **C WILSON RAMOS**, **C ROBINSON CHIRINOS**, **RHP RICK PORCELLO**, **LHP JUSTIN WILSON**, **RHP ERASMO RAMÍREZ**, **C RENÉ RIVERA**, **RHP MARCUS STROMAN**, **INF JED LOWRIE**, and **OF JAKE MARISNICK** elected free agency.

October 30 - Claimed **RHP NICK TROPEANO** off waivers from Pittsburgh...Claimed **RHP JACOB BARNES** off waivers from Los Angeles-AL.

November 4 - Signed **INF JAKE HAGER**, **INF JOSÉ PERAZA**, **RHP ARODYS VIZCAÍNO**, **OF MALLEX SMITH**, **INF MITCH TOLMAN**, **RHP OSCAR DE LA CRUZ**, **C DAVID RODRÍGUEZ**, **C BRUCE MAXWELL**, **INF LUIS CARPIO**, **RHP HAROL GONZÁLEZ** and **OF JOHNESHWY FARGAS** to minor league contracts and invited them to spring training.

November 11 - Announced **RHP MARCUS STROMAN** accepted the team's qualifying offer.

November 18 - Placed **INF ROBINSON CANÓ** on the restricted list (violated MLB's Joint Drug Prevention and Treatment Program).

November 20 - Signed **RHP SAM McWILLIAMS** to a one-year contract...Signed **RHP JARED ROBINSON** to a minor league contract.

November 30 - Signed **RHP TREVOR HILDENBERGER** to a minor league contract.

December 2 - Signed **RHP TREVOR MAY** to a two-year contract...**RHP PAUL SEWALD**, **RHP NICK TROPEANO**, **LHP CHASEN SHREVE** and **RHP ARIEL JURADO** elected free agency.

December 10 - Selected **RHP LUIS OVIEDO** in the Rule 5 Draft and traded him to Pittsburgh for cash.

December 15 - Signed **C JAMES McCANN** to a four-year contract.

December 16 - Signed **LHP CAM OPP** and **C JOSÉ COLINA** to minor league contracts.

December 18 - Traded **RHP RYDER RYAN** to Texas to as the player-to-be-named-later to complete an August 31 trade for Todd Frazier.

December 21 - Signed **INF WILDREDO TOVAR**, **LHP TOM WINDLE**, **LHP JERRY BLEVINS** and **RHP JERAD EICKHOFF** to minor league contracts.

January 5 - Signed **INF BRANDON DRURY** to a minor league contract with an invite to spring training.

January 7 - Acquired **INF FRANCISCO LINDOR** and **RHP CARLOS CARRASCO** from Cleveland in exchange for **INF ANDRÉS GIMÉNEZ**, **INF AMED ROSARIO**, **RHP JOSH WOLF** and **OF ISAIAH GREENE**.

January 8 - Claimed **LHP STEPHEN TARPLEY** off waivers from Miami.

January 14 - Signed **INF/OF JOSÉ MARTÍNEZ** to a one-year contract.

January 19 - Acquired **LHP JOEY LUCCHESI** from San Diego in a three-team trade with Pittsburgh...Sent minor league **C ENDY RODRÍGUEZ** to Pittsburgh to complete the deal.

January 27 - Acquired **RHP YENNSY DÍAZ**, **RHP SEAN REID-FOLEY** and **RHP JOSH WINCKOWSKI** from Toronto in exchange for **LHP STEVEN MATZ**.

January 30 - Signed **LHP AARON LOUP** to a one-year contract.

February 1 - Acquired **RHP JORDAN YAMAMOTO** from Miami in exchange for minor league **INF FEDERICO POLANCO**...Designated **INF ROBEL GARCÍA** for assignment.

February 10 - Signed **OF ALBERT ALMORA JR.** to a one-year contract...Designated **RHP COREY OSWALT** for assignment...Acquired **OF KHALIL LEE** in from Kansas City a three-team trade with Boston...

Traded minor league **RHP JOSH WINCKOWSKI** and a player-to-be-named-later to Boston...Designated **C ALI SÁNCHEZ** for assignment

February 11 - Signed **INF JONATHAN VILLAR** to a one-year contract...Designated **RHP BRAD BRACH** for assignment.

February 12 - Acquired cash considerations from St. Louis in exchange for **C ALI SÁNCHEZ**.

February 13 - Invited the following players to spring training: **C FRANCISCO ALVAREZ**, **RHP TYLOR MEGILL**, **C NICK MEYER**, **INF RONNY MAURICIO**, **OF PETE CROW-ARMSTRONG**, **RHP MARCEL RENTERIA**, **RHP RYLEY GILLIAM**, **INF BRETT BATY**, **INF MARK VIENTOS**, **RHP MATT ALLEN** and **OF TIM TEBOW**.

February 14 - Signed **LHP MIKE MONTGOMERY** and **RHP TOMMY HUNTER** to minor league contracts with an invite to spring training.

February 16 - Outrighted **RHP COREY OSWALT** to Syracuse (AAA) and invited him to spring training as a non-roster invitee...Released **RHP BRAD BRACH**.

February 20 - Signed **RHP TAIJUAN WALKER** to a two-year contract with a player option for 2023...Placed **RHP NOAH SYNDERGAARD** on the 60-Day Injured List to recover from Tommy John surgery.

February 21 - Signed **OF KEVIN PILLAR** to a one-year contract...Designated **OF GUILLERMO HEREDIA** for assignment.

February 24 - Signed **C CALEB JOSEPH** to a minor league contract.

March 2 - Invited the following players to spring training: **C HAYDEN SENGER**, **RHP J.T. GINN** and **RHP STEPHEN NOGOSEK**

MOST RUNS ALLOWED BY INNING

1st Inning.....	10, two times, last, April 16, 2019 at Philadelphia
2nd Inning	8, three times, last, August 9, 1984 vs. Pittsburgh
3rd Inning	10, July 30, 1969 (Game Two) vs. Houston
4th Inning	11, April 7, 2004 at Atlanta
5th Inning	9, May 7, 2007 at San Francisco
6th Inning	11, April 11, 1997 at San Diego
7th Inning.....	8, August 12, 1982 vs. Chicago
8th Inning	11, July 18, 1964 at St. Louis
9th Inning	11, July 30, 1969 (Game One) vs. Houston
10th Inning.....	6, two times, last, June 4, 2019 vs. San Francisco
11th Inning.....	6, June 23, 2001 vs. Atlanta
12th Inning.....	6, May 19, 1979 vs. St. Louis
13th Inning.....	6, June 7, 1985 vs. St. Louis
14th Inning.....	6, June 2, 2018 vs. Chicago-NL
15th Inning.....	2, four times, last, April 29, 2013 at Miami
16th Inning.....	5, August 20, 1973 vs. Cincinnati
17th Inning.....	1, three times, last, August 5, 1971 at Atlanta
18th Inning.....	2, two times, last, May 4, 2019 at Milwaukee
19th Inning.....	2, July 4, 1985 at Atlanta
20th Inning	1, June 8, 2013 vs. Miami
21st Inning	None
22nd Inning	None
23rd Inning	2, May 31, 1964 (Game Two) vs. San Francisco
24th Inning.....	1, April 15, 1968 at Houston
25th Inning.....	1, September 11, 1974 vs. St. Louis

2020 FINAL STATS

PLAYER	AVG	G	AB	R	H	TB	2B	3B	HR	RBI	SH	SF	HP	BB	IBB	SO	SB	CS	DP	E	SLG	OBP	PINCH HIT			
																							AB	H	RBI	
Alonso, P	.231	57	208	31	48	102	6	0	16	35	0	1	6	24	4	61	1	0	4	5	.490	.326	2	0	0	
Canó, R	.316	49	171	23	54	93	9	0	10	30	0	1	1	9	1	24	0	0	7	1	.544	.352	3	2	0	
Céspedes, Y	.161	8	31	3	5	12	1	0	2	4	0	0	1	2	0	15	0	0	1	0	.387	.235	0	0	0	
#Chirinos, R	.162	26	74	4	12	18	3	0	1	7	0	1	1	6	0	21	0	0	5	0	.243	.232	1	0	0	
NY	.219	12	32	1	7	12	2	0	1	5	0	0	0	1	0	9	0	0	2	0	.375	.242	0	0	0	
Conforto, M	.322	54	202	40	65	104	12	0	9	31	0	0	7	24	0	57	3	3	6	0	.515	.412	1	0	0	
Cordell, R	.125	5	8	0	1	1	0	0	0	0	0	0	0	0	0	3	1	0	0	0	.125	.125	0	0	0	
Davis, J	.247	56	190	26	47	74	9	0	6	19	0	1	7	31	1	56	0	0	8	4	.389	.371	3	0	0	
Dozier, B	.133	7	15	1	2	2	0	0	0	0	0	0	0	1	0	5	0	0	1	1	.133	.188	0	0	0	
#Frazier, T	.236	45	157	16	37	60	9	1	4	12	0	0	4	11	0	42	1	1	1	3	.382	.302	0	0	0	
NY	.224	14	49	5	11	19	2	0	2	5	0	0	1	1	0	16	0	0	1	1	.388	.255	0	0	0	
+Giménez, A	.263	49	118	22	31	47	3	2	3	12	0	1	6	7	0	28	8	1	0	2	.398	.333	4	2	0	
Guillorme, L	.333	29	57	6	19	25	6	0	0	9	0	1	0	10	0	17	2	0	3	0	.439	.426	6	0	0	
#Hamilton, B	.125	31	32	10	4	7	0	0	1	2	1	1	0	2	0	7	6	2	0	0	.219	.171	2	0	0	
NY	.045	17	22	4	1	1	0	0	0	1	1	1	0	1	0	3	3	1	0	0	.045	.083	1	0	0	
#Heredia, G	.212	15	33	6	7	13	0	0	2	5	0	0	0	3	0	9	1	0	0	0	.394	.278	1	0	0	
NY	.235	7	17	4	4	10	0	0	2	3	0	0	0	1	0	5	0	0	0	0	.588	.278	1	0	0	
Lagares, J	.000	2	0	0	0	0	0	0	0	0	0	0	0	0	0	0	0	0	0	0	.000	.000	0	0	0	
Marisnick, J	.333	16	33	4	11	20	3	0	2	5	0	0	1	0	10	0	0	0	1	1	.606	.353	0	0	0	
McNeil, J	.311	52	183	19	57	83	14	0	4	23	0	3	3	20	2	24	0	2	3	5	.454	.383	2	0	0	
Nido, T	.292	7	24	4	7	14	1	0	2	6	0	0	0	2	0	6	0	0	2	1	.583	.346	0	0	0	
Nimmo, B	.280	55	186	33	52	90	8	3	8	18	0	0	6	33	0	43	1	2	1	2	.484	.404	1	0	0	
Núñez, E	.500	2	2	0	1	1	0	0	0	0	0	0	0	0	0	1	0	0	0	0	.500	.500	0	0	0	
Ramos, W	.239	45	142	13	34	55	6	0	5	15	0	1	2	10	0	31	0	0	5	1	.387	.297	4	0	0	
Rivera, R	.250	2	4	0	1	1	0	0	0	0	0	0	0	0	0	3	0	0	0	0	.250	.250	1	1	0	
Rosario, A	.252	46	143	20	36	53	3	1	4	15	0	0	0	4	0	34	0	1	5	2	.371	.272	2	1	1	
+Sánchez, A	.111	5	9	0	1	1	0	0	0	0	0	0	0	1	0	3	0	0	2	0	.111	.200	0	0	0	
Smith, D	.316	50	177	27	56	109	21	1	10	42	0	3	5	14	0	45	0	0	2	2	.616	.377	1	0	0	
METS	.272	60	2023	286	551	929	106	7	86	278	1	13	45	197	8	498	20	10	53	32	.459	.348	33	6	1	3
OPPONENTS	.255	60	2002	308	511	877	113	5	81	294	4	8	29	219	7	574	41	8	33	33	.438	.336	32	7	1	7

PITCHER	R/L	W-L	ERA	G	GS	CG	GF	SHO	SV	IP	H	R	ER	HR	HB	BB	IBB	SO	WP	BK	AVG	OPP		
																						AVG	R	RBI
Betances, D	R	0-1	7.71	15	0	0	2	0	0	11.2	12	10	10	0	2	12	0	11	2	0	.267	2	0	.267
Brach, B	R	1-0	5.84	14	0	0	5	0	0	12.1	8	8	8	2	1	14	0	14	2	0	.186	4	0	.186
#Castro, M	R	2-2	4.01	26	0	0	5	0	1	24.2	28	12	11	4	1	13	0	38	0	0	.277	0	0	.277
NY	R	1-2	4.00	10	0	0	1	0	0	9.0	11	5	4	1	0	8	0	14	0	0	.297	0	0	.297
deGrom, J	R	4-2	2.38	12	12	0	0	0	0	68.0	47	21	18	7	0	18	0	104	4	0	.190	0	0	.190
Díaz, E	R	2-1	1.75	26	0	0	19	0	6	25.2	18	6	5	2	2	14	0	50	1	0	.191	0	0	.191
Familia, J	R	2-0	3.71	25	0	0	4	0	0	26.2	20	11	11	2	3	19	2	23	1	0	.204	0	0	.204
Frazier, T	R	0-0	0.00	1	0	0	1	0	0	1.0	0	0	0	0	0	0	0	1	0	0	.000	0	0	.000
Gsellman, R	R	0-0	9.64	6	4	0	0	0	0	14.0	22	15	15	4	1	8	0	9	2	0	.361	0	0	.361
Guillorme, L	R	0-0	0.00	1	0	0	1	0	0	1.0	0	0	0	0	0	0	0	0	0	0	.000	0	0	.000
Hughes, J	R	1-2	4.84	18	0	0	4	0	0	22.1	23	17	12	3	5	14	2	21	0	0	.256	0	0	.256
Jurado, A	R	0-0	11.25	1	1	0	0	0	0	4.0	9	5	5	1	0	0	0	2	0	0	.450	0	0	.450
+Kilome, F	R	0-1	11.12	4	0	0	2	0	1	11.1	14	14	14	5	1	9	0	13	1	0	.298	0	0	.298
+Lockett, W	R	1-0	4.96	7	1	0	3	0	0	16.1	21	9	9	2	2	4	0	11	0	0	.313	0	0	.313
NY	R	1-0	5.63	2	1	0	0	0	0	8.0	9	5	5	1	2	3	0	8	0	0	.281	0	0	.281
Lugo, S	R	3-4	5.15	16	7	0	6	0	3	36.2	40	22	21	8	2	10	1	47	1	0	.274	0	0	.274
Matz, S	L	0-5	9.68	9	6	0	1	0	0	30.2	42	33	33	14	0	10	0	36	2	0	.323	0	0	.323
Oswalt, C	R	0-0	4.85	4	1	0	2	0	0	13.0	14	7	7	3	1	2	0	11	0	0	.269	0	0	.269
+Peterson, D	L	6-2	3.44	10	9	0	0	0	0	49.2	36	20	19	5	3	24	0	40	1	0	.202	0	0	.202
Porcello, R	R	1-7	5.64	12	12	0	0	0	0	59.0	74	41	37	5	2	15	0	54	1	0	.303	0	0	.303
Ramírez, E	R	0-0	0.63	6	0	0	3	0	1	14.1	8	1	1	1	0	4	0	9	0	0	.163	0	0	.163
Sewald, P	R	0-0	13.50	5	0	0	1	0	0	6.0	12	9	9	1	1	4	0	2	0	0	.414	0	0	.414
Shreve, C	L	1-0	3.96	17	0	0	1	0	0	25.0	17	12	11	4	0	12	0	34	0	0	.191	0	0	.191
Smith, D	R	0-1	6.43	8	0	0	3	0	0	7.0	6	6	5	2	0	2	1	7	1	0	.222	0	0	.222
Strickland, H	R	0-1	8.10	4	0	0	2	0	0	3.1	5	4	3	0	0	1	0	4	0	0	.333	0	0	.333
Wacha, M	R	1-4	6.62	8	7	0	0	0	0	34.0	46	26	25	9	2	7	0	37	2	0	.313	0	0	.313
Wilson, J	L	2-1	3.66	23	0	0	2	0	0	19.2	18	10	8	1	1	9	1	23	3	0	.240	0	0	.240
METS	26-34	4.98	60	60	0	0	1	11	513.1	511	308	284	81	29	219	7	574	24	0	.255	33	6	1	3
OPPONENTS	34-26	4.62	60	60	0	0	4	16	516.0	551	286	265	86	45	197	8	498	15	2	.272	32	7	1	7

+ Rookie | # Totals

2020 MISCELLANEOUS STATS

VS. NATIONAL LEAGUE

	Home		Road		Totals	
	W	L	W	L	W	L
vs. Atlanta	2	4	1	3	3	7
vs. Miami	3	4	3	0	6	4
vs. Philadelphia	2	2	2	4	4	6
vs. Washington	2	2	2	4	4	6
Totals vs. East	9	12	8	11	17	23

	Home		Road		Totals	
	W	L	W	L	W	L
vs. Chicago	0	0	0	0	0	0
vs. Cincinnati	0	0	0	0	0	0
vs. Milwaukee	0	0	0	0	0	0
vs. Pittsburgh	0	0	0	0	0	0
vs. St. Louis	0	0	0	0	0	0
Totals vs. Central	0	0	0	0	0	0

	Home		Road		Totals	
	W	L	W	L	W	L
vs. Arizona	0	0	0	0	0	0
vs. Colorado	0	0	0	0	0	0
vs. Los Angeles	0	0	0	0	0	0
vs. San Diego	0	0	0	0	0	0
vs. San Francisco	0	0	0	0	0	0
Totals vs. West	0	0	0	0	0	0

	Home		Road		Totals	
	W	L	W	L	W	L
TOTALS VS. NL	9	12	8	11	17	23

VS. AMERICAN LEAGUE

	Home		Road		Totals	
	W	L	W	L	W	L
vs. Baltimore	1	1	1	1	2	2
vs. Boston	0	2	2	0	2	2
vs. New York	1	0	2	3	3	3
vs. Tampa Bay	1	2	0	0	1	2
vs. Toronto	0	0	1	2	1	2

	Home		Road		Totals	
	W	L	W	L	W	L
TOTALS VS. A.L.	3	5	6	6	9	11

	Home		Road		Totals	
	W	L	W	L	W	L
OVERALL TOTALS	12	17	14	17	26	34

SITUATIONAL RECORDS

	Home		Road		Totals	
	W	L	W	L	W	L
Shutouts	1	3	0	1	1	4
SHO - Individual	0	0	0	0	0	0
Extra Innings	1	2	0	2	1	4
One-Run Decisions	3	5	3	6	6	11
Two-Run Decisions	2	4	3	2	5	6
vs. LH Starters	3	9	5	5	8	14
vs. RH Starters	9	8	9	12	18	20
Grass Fields	12	17	14	17	26	34
Artificial Fields	0	0	0	0	0	0
Day Games	5	6	3	9	8	15
Night Games	7	11	11	8	18	19
	W	L				
Starters	13	22				
Relievers	13	12				
Streaks	3	5				

	W	L	Split
Doubleheaders (Home)	0	1	0
Doubleheaders (Road)	1	2	0

MISCELLANEOUS

	Mets	Opp.
Double Plays	39	57
Triple Plays	0	0
Left on Base	448	421
Grand Slams	2	2
Home Runs - Home	41	49
Home Runs - Road	45	32

2020 METS HIGHS AND LOWS

INDIVIDUAL BATTING HIGHS

Longest Hitting Streak13 games, Davis, 7/26-8/9
 Most Runs, Game .4, 2x, last, Conforto and Ramos, 9/11 at TOR
 Most Hits, Game4, 3x, last Smith, 9/6 vs. PHI
 Most RBI, Game6, Nido, 8/13 vs. WAS
 Most Doubles, Game.....3, (Ties Mets Record) Smith, 9/6 vs. PHI
 Most Triples, Game.....1, 7x, last, Nimmo and Smith, 9/17 at PHI
 Most Home Runs, Game.....2, 5x, last Alonso, 9/27 vs. PHI
 Home Runs, Consecutive Games.....4, 2x, last McNeil, 9/6-9/10
 Grand Slams1, 2x, last Smith, 9/11 at TOR
 Pinch-Hit Home Runs1, Rosario, 8/28 vs. NYY
 Leadoff Home Runs.....1, Nimmo, 8/12 vs. WAS
 Walk-off Home Runs.....2x, last Alonso, 9/3 vs. NYY
 Inside-the-Park Home Runs.....0
 Most Walks, Game4, Davis 9/18 vs. ATL
 Most Strikeouts, Game.....4, 2x, last Ramos, 9/6 vs. PHI
 Most Total Bases, Game.....10, 2x, last Alonso, 9/27 at WAS
 Most Extra-Base Hits, Game.....3, 8x, last, Alonso, 9/27 at WAS
 Most Stolen Bases, Game 1, 20x, last, Alonso, 9/26 at WAS (G2)

TEAM BATTING HIGHS

Most Runs, Game18, 9/11 at TOR
 Fewest Runs, Game.....0, 4x, last 9/20 vs. ATL
 Most Runs, Inning.....10, 9/11 at TOR (4th inning)
 Most Hits, Game19, 9/11 at TOR
 Fewest Hits, Game3, 9/20 vs. ATL
 Most Hits, Inning.....7, 9/11 at TOR (4th inning)
 Most Total Bases, Game.....39, 9/6 vs. PHI
 Most Doubles, Game7, 9/6 vs. PHI
 Most Triples, Game.....2, 9/17 at PHI
 Most Home Runs, Game.....5, 9/6 vs. PHI
 Grand Slams, Game.....1, 2x, last 9/11 at TOR
 Home Runs, Consecutive Games6, 9/22-present
 Most Home Runs, Inning.....2, 6x, last, (9th inning), 9/17 at PHI
 Back-to-Back Home Runs5x, last, Smith and Canó (8th inning), 9/19 vs. ATL
 Most Extra-Base Hits, Game.....12, 9/6 vs. PHI (7 2B, 5 HR)
 Most Walks, Nine-Inning Game8, 2x, last 8/17 at MIA
 Most Walks, Extra Innings3, 9/3 vs. NYY (10 innings)
 Most Strikeouts, Nine-Inning Game.....14, 2x, last 9/17 at PHI
 Most Strikeouts, Extra Innings ...14, 8/30 (G1) at NYY (8 innings)
 Most Stolen Bases, Game.....2, 4x, last, 8/14 at PHI
 LOB, Nine Innings13, 8/2 at ATL
 LOB, Extra Innings.....11, 8/30 (G1) at NYY (8 innings)
 Most Double Plays Hit Into, Game3, 7/29 vs. BOS

FIELDING

Most Errors, Team, Game.....4; 4.16 at PHI
 Most Errors, Individual, Game.....2; 6x, last, Smith, 7.24 vs. SD
 Most Double Plays Turned, 9 inn. Game .3; 2x, last, 8.6 vs. MIA
 Consecutive Errorless Games, Team.....6; 5.26 - 5.31

RECORD BREAKDOWN

Leading After 620-4
 Tied After 64-2
 Trailing After 6.....2-28
 Leading After 7.....20-3
 Tied After 72-3
 Trailing After 72-24
 Leading After 820-1
 Tied After 83-2
 Trailing After 81-25
 Out-Hit Opponent21-14
 Get Out-Hit.....5-18
 Equal in Hits0-2
 Quality Start9-8
 Non Quality Start17-26
 Shutouts1-4
 One-Run Games6-11
 Two-Run Games5-6
 Score 4 or More Runs.....23-9
 Score 3 Runs or Fewer3-25
 Hit a Home Run.....23-19
 Hit 2+ Home Runs16-8
 Do Not Allow a Home Run.....11-5
 Hit More Home Runs18-5
 Opponent Hits More HR.....4-19
 Starter Goes 6.0 +9-12
 Starter Goes 7.0 +4-2
 Starter Goes 8.0 +0-0
 Home12-17
 Road.....14-17
 Day Games.....6-13
 Night Games.....20-21
 Scoring First.....14-7

INDIVIDUAL PITCHING HIGHS

Most Runs Allowed, Game.....8, Matz, 8/10 vs. WAS
 Most Hits Allowed, Game.....10, 2x, last Porcello, 9/9 vs. BAL
 Most Home Runs Allowed, Game.....4, Lugo, 9/17 at PHI
 Most Home Runs Allowed, Inning.....3, Lugo, 9/17 at PHI
 Most Strikeouts, Game, Starter.....14, 2x, last deGrom, 9/21 vs. TB
 Most Strikeouts, Game, Reliever5, 4x, last, Shreve, 8/17 at MIA
 Most Walks, Game5, Kilome, 8/17 at MIA
 Longest Winning Streak3 games, Peterson, 8/8-9/2
 Longest Losing Streak6 games, Porcello, 8/11-present
 Most Innings Pitched, Game.....7.0, 6x, last Peterson 9/24 at WAS
 Most Innings Pitched, Reliever5.0, Ramirez, 9/7 vs. PHI
 Most Consecutive Scoreless Inn., StarterdeGrom, 31.0 IP, 9/21/19-7/29
 Most Consecutive Scoreless Inn., Reliever11.0 IP, 2x, last, Ramirez, , 9/7-present

TEAM PITCHING HIGHS

Most Runs Allowed16, 8/10 vs. WAS
 Most Runs Allowed, Inning7, 5th inning, 8/10 vs. WAS
 Most Hits Allowed, Game.....17, 3x, last 9/18 vs. ATL
 Most Hits Allowed, Inning.....8, last 5th inning, 8/10 vs. WAS
 Fewest Runs Allowed, Game0, 7/24 vs. ATL
 Fewest Hits Allowed, Game3, 7/24 vs. ATL
 Most Consecutive Scoreless Innings10.0, 7/24-7/25
 Most Home Runs Allowed, Game6, 9/18 vs. ATL
 Back-to-Back HRs, Allowed.....1, Lugo 9/17 at PHI
 Back-To-Back-To-Back Home Runs, Allowed1, Lugo 9/17 at PHI
 Grand Slams, Allowed1, 8/30 G2 at NYY (Gary Sanchez off Drew Smith)
 Most Strikeouts, Nine Innings16, 3x, last 9/22 vs. TB
 Most Strikeouts, Extra Innings12, 7/25 vs. ATL (10 innings)
 Most Walks Allowed, Nine Innings11, 9/27 at WAS
 Most Walks Allowed, Extra Innings...9, 9/3 vs. NYY (10 innings)
 Fewest Walks Allowed, Game1, 7/25 vs. ATL
 Most Pitchers Used, Nine Innings.....7, 2x, last 9/27 at WAS
 Most Pitchers Used, Extra Innings...7, 7/25 vs. ATL (10 innings)

TEAM MISCELLANEOUS

Longest Game, Time, Nine-Inning Game.....4:12, 9/17 at PHI
 Longest Game, Time, Extra-Inning Game4:00, 9/3 vs. NYY
 Shortest Game, Time, Nine-Inning Game2:25, 7/24 vs. ATL
 Longest Game, Innings.....10 innings, 7/25 vs. ATL
 Longest Winning Streak.....3 games, 2x last 8/26-8/28
 Longest Losing Streak.....5 games, 2x, last 8/29-9/1
 Largest Deficit Overcome4 runs, 4x, last 9/16 at PHI (trailed 4-0 after 3rd, won, 5-4)
 Largest Lead Lost.....6 runs, 7/31 at ATL (led 8-2 in T5, lost, 11-10)

Opponent Scores First.....12-27
 vs. NL East.....17-23
 vs. AL East.....9-11
 Series at Home2-6-3
 Series on Road.....3-5-2
 Overall Series5-11-5
 First Game of Series7-14
 Rubber Game of Series2-5
 Last Game of Series.....7-9
 Series Sweeps3-3
 Errorless.....16-17
 Walk-off2-3
 Last At-Bat.....7-8
 Extra Innings.....1-4
 vs. LHP Starters.....8-14
 vs. RHP Starters18-20

YEAR IN REVIEW

2020 MAJOR LEAGUE STANDINGS

AMERICAN LEAGUE

AL East	Won	Lost	Pct.	Last 10				vs.		vs.		RS	RA
				GB	Games	Streak	Home	Road	East	NL East			
*z-Tampa Bay	40	20	.667	-	8-2	W4	20-9	20-11	27-13	13-7	289	229	
x-NY Yankees	33	27	.550	7.0	4-6	L1	22-9	11-18	23-17	10-10	315	270	
w-Toronto	32	28	.533	8.0	6-4	L1	17-9	15-19	22-18	10-10	302	312	
Baltimore	25	35	.417	15.0	3-7	W1	13-20	12-15	14-26	11-9	274	294	
Boston	24	36	.400	16.0	6-4	W2	11-20	13-16	14-26	10-10	292	351	

AL Central	Won	Lost	Pct.	Last 10				vs.		vs.		RS	RA
				GB	Games	Streak	Home	Road	Cent.	NL Cent.			
*y-Minnesota	36	24	.600	-	6-4	L1	24-7	12-17	23-17	13-7	269	215	
x-Cleveland	35	25	.583	1.0	8-2	W1	18-12	17-13	23-17	12-8	248	209	
w-Chi White Sox	35	25	.583	1.0	2-8	L1	18-12	17-13	25-15	10-10	306	246	
Kansas City	26	34	.433	10.0	5-5	W1	15-15	11-19	17-23	9-11	248	272	
Detroit	23	35	.397	12.0	2-8	L1	12-15	11-20	12-28	11-7	249	318	

AL West	Won	Lost	Pct.	Last 10				vs.		vs.		RS	RA
				GB	Games	Streak	Home	Road	West	NL West			
*y-Oakland	36	24	.600	-	5-5	W1	22-10	14-14	26-14	10-10	274	232	
x-Houston	29	31	.483	7.0	4-6	L3	20-8	9-23	19-21	10-10	279	275	
Seattle	27	33	.450	9.0	5-5	L1	14-10	13-23	20-20	7-13	254	303	
LA Angels	26	34	.433	10.0	6-4	L3	16-15	10-19	19-21	7-13	294	321	
Texas	22	38	.367	14.0	4-6	W3	16-14	6-24	16-24	6-14	224	312	

NATIONAL LEAGUE

NL East	Won	Lost	Pct.	Last 10				vs.		vs.		RS	RA
				GB	Games	Streak	Home	Road	East	AL East			
*y-Atlanta	35	25	.583	-	6-4	L2	19-11	16-14	24-16	11-9	348	288	
x-Miami	31	29	.517	4.0	5-5	W1	11-15	20-14	21-19	10-10	263	304	
Philadelphia	28	32	.467	7.0	3-7	L3	19-13	9-19	21-19	7-13	306	311	
NY Mets	26	34	.433	9.0	3-7	L3	12-17	14-17	17-23	9-11	286	308	
Washington	26	34	.433	9.0	7-3	W3	15-18	11-16	17-23	9-11	293	301	

NL Central	Won	Lost	Pct.	Last 10				vs.		vs.		RS	RA
				GB	Games	Streak	Home	Road	Cent.	AL Cent.			
*y-Chicago	34	26	.567	-	4-6	W1	19-14	15-12	22-18	12-8	265	240	
x-St. Louis	30	28	.517	3.0	6-4	W1	14-13	16-15	22-18	8-10	240	229	
w-Cincinnati	31	29	.517	3.0	7-3	W1	16-13	15-16	21-19	10-10	243	243	
w-Milwaukee	29	31	.483	5.0	5-5	L1	15-14	14-17	19-21	10-10	247	264	
Pittsburgh	19	41	.317	15.0	4-6	L1	13-19	6-22	16-24	3-17	219	298	


NL West	Won	Lost	Pct.	Last 10				vs.		vs.		RS	RA
				GB	Games	Streak	Home	Road	West	AL West			
*z-LA Dodgers	43	17	.717	-	8-2	W4	21-9	22-8	27-13	16-4	349	213	
x-San Diego	37	23	.617	6.0	5-5	W3	21-11	16-12	24-16	13-7	325	241	
San Francisco	29	31	.483	14.0	4-6	L3	19-14	10-17	18-22	11-9	299	297	
Colorado	26	34	.433	17.0	4-6	L1	12-18	14-16	17-23	9-11	275	353	
Arizona	25	35	.417	18.0	6-4	W1	16-14	9-21	14-26	11-9	269	295	

* Division Winner
 z Best Record in League
 x Second Place Playoff Berth
 w Wild Card Berth



HISTORY

METS HALL OF FAME




JOAN WHITNEY PAYSON

OWNER 1960-1975 • PRESIDENT 1968-1975

INDUCTED 1981

A Whitney family heiress, Payson became the Mets first owner when the franchise was formed in 1960...A trailblazer as the first woman to buy a Major League Baseball team... She also served as the Mets President from 1968 to 1975 and was the team's biggest fan...While a minority owner of the New York Giants, she voted against the team's move to San Francisco in 1957.




CHARLES DILLON "CASEY" STENDEL

MANAGER 1962-1965 • VICE PRESIDENT 1965-1975

INDUCTED 1981

New York Baseball Institution and seven-time World Series winning manager was lured out of retirement to become the Mets first manager...Fans grew to love the Mets as Stengel's charismatic personality and witty observations offset the club's struggles in its infancy...His 37 was the first Mets number to be retired (1965)...Elected to the National Baseball Hall of Fame in 1966.



GILBERT RAYMOND "GIL" HODGES

PLAYER 1962-1963 • MANAGER 1968-1971

INDUCTED 1982

Managed the Miracle Mets to their first World Series Championship in 1969...His leadership transformed the franchise as players adopted his work ethic and were inspired by his dignity and integrity...Became a fan favorite in New York as an eight-time All-Star with the Brooklyn Dodgers...An original Met, he hit the first home run in team history...His 14 was the second Mets number to be retired (1973).




GEORGE M. WEISS

PRESIDENT 1961-1966

INDUCTED 1982


The Mets first president who laid the foundation for the 1969 World Series Championship... He hired Casey Stengel to become the team's first manager...Under his leadership, the Mets signed and developed Tom Seaver, Nolan Ryan and Tug McGraw...Won seven World Series Championships as a General Manager before joining the Mets...Elected to the National Baseball Hall of Fame in 1971.



WILLIAM A. SHEA

INDUCTED 1983

Prominent New York attorney who was the driving force in the effort to bring National League baseball back to the city after the Dodgers and Giants left for California in 1957... Spearheaded New York's baseball task force, whose proposed rival league forced Major League Baseball to grant the city an expansion franchise in 1960...Shea Stadium, home of the Mets (1964-2008), was named in his honor.




JOHN JOSEPH "JOHNNY" MURPHY

CHIEF SCOUT 1961-1963 • VICE PRESIDENT 1964-1967 • VP & GENERAL MANAGER 1968-1970

INDUCTED 1983

General Manager who reshaped the Mets from lovable losers into World Champions... Recruited Gil Hodges to manage the club and engineered the acquisitions of Tommie Agee and Donn Clendenon, keys to the 1969 World Series title...The team developed pitchers Tom Seaver, Jerry Koosman, and Nolan Ryan during his tenure...A native New Yorker, he pitched on seven World Series Championship teams.



RALPH KINER

BROADCASTER 1962-2014

INDUCTED 1984

An original Met... Emmy award-winning broadcaster for the Mets over five decades... Formed one of baseball's prominent broadcasting teams with Lindsey Nelson and Bob Murphy... Well-known for his post-game interviews with players on "Kiner's Korner"... The Mets Home TV Booth is named in his honor... During his 10-year playing career he hit 369 home runs... Elected to the National Baseball Hall of Fame in 1975.



BOB MURPHY

BROADCASTER 1962-2003

INDUCTED 1984

An original Met and broadcaster from the team's inaugural season until his retirement in 2003... Honored with the National Baseball Hall of Fame's Ford C. Frick Award in 1994... Teamed with Ralph Kiner and Lindsey Nelson on both television and radio before moving to radio exclusively in 1982... Provided his trademark "Happy Recap" after each Mets victory... The Mets home radio booth is named in his honor.



LINDSEY NELSON

BROADCASTER 1962-1978

INDUCTED 1984

An original Met... Formed one of baseball's prominent broadcasting teams for 17 seasons with Ralph Kiner and Bob Murphy... His trademark "Hello everybody, I'm Lindsey Nelson" opened each broadcast... Also worked as an announcer for Notre Dame football, the National Football League and the Cotton Bowl... Known for his colorful jackets... Honored with the National Baseball Hall of Fame's Ford C. Frick Award in 1988.




DERREL MCKINLEY "BUD" HARRELSON

SHORTSTOP 1965-1977 • COACH 1982, 1985-1990 • MANAGER 1990-1991

INDUCTED 1986

Player, coach and manager for over 20 seasons with the Mets... The only person to be in a Mets uniform for the club's two World Series Championships (player in 1969, coach in 1986)... The two-time All-Star and Gold Glove winner played shortstop for 13 seasons... Upon retirement, ranked among the team's leaders in hits (1,029) and runs (490)... Managed the Mets for two seasons, compiling a 145-129 record.



DANIEL JOSEPH "RUSTY" STAUB

"LE GRAND ORANGE"

OUTFIELDER • FIRST BASEMAN 1972-1975, 1981-1985

INDUCTED 1986

The All-Star outfielder helped the Mets return to the World Series in 1973 where he batted .423...Hit three home runs in the 1973 National League Championship Series...In 1975, became the first Mets player with 100 RBI in a season...One of the most successful pinch hitters in baseball history...Well-known for his charitable efforts on behalf of New York City Police and Firefighters' families.




GEORGE THOMAS SEAVER

PITCHER 1967-1977, 1983

INDUCTED 1988

The three-time Cy Young award winner became the face of the franchise and one of the most dominant pitchers in Major League Baseball history...Ranks first in club history in wins (198), ERA (2.57) and strikeouts (2,541)...Elected to the National Baseball Hall of Fame in 1992 with 311 career wins and a record (at the time) 98.84% of the vote...His 41 was the third Mets number retired (1988).




JERRY KOOSMAN

"KOOZ" • PITCHER 1967-1978

INDUCTED 1989

The winningest left-handed pitcher in Mets history...Won two games during the 1969 World Series including a complete game in the decisive Game Five...Won 19 games including seven shutouts as a rookie...Among the club's leaders in wins (140), starts (346), complete games (108) and shutouts (26)...Mets scouts discovered the two-time All-Star while he was pitching for the U.S. Army.




ED KRANEPOOL

FIRST BASEMAN 1962-1979

INDUCTED 1990

The only man to play in each of the Mets' first 18 seasons...Finished his career as the team leader in hits (1,418) and doubles (225)...Hit a home run in Game Three of the 1969 World Series and delivered a two-run single in the deciding Game Five of the 1973 National League Championship Series...Native New Yorker was a baseball star at James Monroe High School in the Bronx.



CLEON JOSEPH JONES

OUTFIELDER 1963, 1965-1975

INDUCTED 1991

Best remembered for catching the final out of the 1969 World Series...Batted .340 that season with 12 home runs and 75 RBI and started in the All-Star Game...Established a then club record 23-game hitting streak in 1970...Had a .281 lifetime batting average with the Mets, and ranks among the team's leaders in hits (1,188), runs (563) and games played (1,201).



GERALD WAYNE “JERRY” GROTE

CATCHER 1966-1977

INDUCTED 1992

Two-time All-Star catcher who played 12 seasons with the Mets...Anchored the Mets pitching staffs of the 1969 World Series Champions and the 1973 National League Pennant Winners...One of the top defensive catchers in the game, leading National League catchers in fielding percentage in 1975...Ranks among the club's all-time leaders in games played (1,235), hits (994) and multi-hit games (258).



FRANK EDWIN “TUG” MCGRAW

PITCHER 1965-1967, 1969-1974

INDUCTED 1993

The free-spirited closer whose catchphrase “Ya Gotta Believe” became the rallying cry for the Mets run to the 1973 World Series...The left-hander saved 25 games and was an emotional leader in the clubhouse as the club captured its second National League Pennant...A member of the 1969 World Series Championship team...An All-Star in 1972... Ranks among the Mets All-Time Saves Leaders with 86.



WILLIAM HAYWARD “MOOKIE” WILSON

OUTFIELDER 1980-1989 • COACH 1997-2002

INDUCTED 1996

Renowned for one of the most memorable moments in Mets history in Game Six of the 1986 World Series...Wilson's trickling groundball brought home the winning run, capping a three-run rally in the 10th inning...Upon his retirement, led the Mets in stolen bases (281) and triples (62)...Wilson's postseason heroics and energetic play over 10 seasons made him one of the most popular Mets of all time.




KEITH HERNANDEZ

FIRST BASEMAN 1983-1989

INDUCTED 1997

The Mets captain's leadership, clutch hitting and defense helped turn around the fortunes of the franchise, culminating with the 1986 World Series Championship...Had three RBI in Game Seven of the Series...Ranks among the Mets all-time leaders in RBI (468), batting average (.297) and hits (939)...Slick-fielding defense at first base earned him 11 straight Gold Glove Awards...The 1979 National League Co-MVP.




GARY EDMUND CARTER

“KID” • CATCHER 1985-1989

INDUCTED 2001

His acquisition for the 1985 season provided the final piece for the Mets Championship the following year...The veteran catcher belted two home runs in a crucial victory in Game Four of the World Series and ignited the 10th inning rally in Game Six...Finished his career with 324 home runs...An 11-time All-Star and three-time Gold Glove winner... Inducted into the National Baseball Hall of Fame in 2003.



TOMMIE AGEE
OUTFIELDER 1968-1972
 INDUCTED 2002

The Gold Glove center fielder is best remembered for his two catches in Game Three of the 1969 World Series that saved a combined five runs...He also led off that game with a home run...Hit the longest home run in Shea Stadium history on April 10, 1969, the only ball ever to be hit into the Upper Deck in fair territory.




JOHN FRANCIS "FRANK" CASHEN
GENERAL MANAGER & COO 1980-1991
 INDUCTED 2010

His eye for talent and leadership helped revitalize a franchise that had finished in last place for three consecutive seasons...From 1984-1990, the Mets averaged more than 95 victories each year and won a World Series Championship in 1986 with a record 108 wins...Won 100 games and another Division title two years later...Drafted future All-Star Darryl Strawberry and traded for Keith Hernandez and Gary Carter.




DWIGHT EUGENE "DOC" GOODEN
PITCHER 1984-1994
 INDUCTED 2010

A four-time All-Star, his blazing fastball and double-figure strikeout games electrified the crowds at Shea Stadium for 11 years...Won 1984 National League Rookie of the Year while setting the rookie record for strikeouts (276)...In 1985, Doc became the youngest pitcher ever to win Cy Young honors at age 20 when he captured the "Triple Crown" of pitching: wins (24), strikeouts (268) and ERA (1.53).




DAVID "DAVEY" JOHNSON
MANAGER 1984-1990
 INDUCTED 2010

A bold leader who transformed the Mets into winners after seven straight losing seasons...In 1986, his club won 108 regular season games en route to the World Series Championship...He finished his Mets career with the best managerial record in franchise history (595-417)...From 1984-1990, the Mets averaged more than 95 victories and captured a second division crown in 1988 with 100 wins.



DARRYL STRAWBERRY
"STRAW" • OUTFIELDER 1983-1990
 INDUCTED 2010

Known for his booming home runs that bounced off scoreboards and stadium roofs...His arrival in New York re-energized the franchise...A seven-time All-Star with the Mets and number one overall draft pick...Won National League Rookie of the Year in 1983...The Mets leader in home runs (252), extra-base hits (469), RBI (733) and runs (662)...Won the National League home run crown (39) in 1988.



JOHN FRANCO
PITCHER 1990-2004
 INDUCTED 2012

The Brooklyn native holds the club record for saves (276) and games pitched (695)...His 15-year playing career is the second longest in franchise history...A four-time All-Star, he ranks fourth on Major League Baseball's career saves list (424), the most by a left-hander...Was 2-0 with a 1.88 ERA in Mets postseason games...Named team captain in 2001...Wore his father's NYC Sanitation Department t-shirt under his uniform.



MIKE PIAZZA
CATCHER 1998-2005
 INDUCTED 2013

The greatest home run-hitting catcher of all-time invigorated the franchise when he was acquired on May 22, 1998...A seven-time Mets All-Star...When baseball resumed after the 9/11 attacks, his game-winning home run against the Braves lifted the spirits of our city...Hit 220 home runs and had 655 RBI during his Mets career...Ranks first in team history with a .542 slugging percentage.

Mets
HALL OF FAME
2021 CLASS

This class was originally scheduled to be inducted in 2020 but due to the pandemic they will now be inducted on July 31, 2021.

JON MATLACK
PITCHER 1971-1977
 INDUCTED 2021

Was the 1972 Rookie of the Year and a three-time All-Star...Ranks in the Top 10 in franchise history in wins, complete games, ERA, strikeouts, shutouts and innings...Won two games and had a 1.40 ERA in four starts during the 1973 postseason...Won double-digit games five straight years...Led the NL in shutouts in 1974 and 1976 and was the co-MVP of the 1975 All-Star Game.

RON DARLING
PITCHER 1983-1991
 INDUCTED 2021

One of the backbones of the Mets pitching rotation in the 1980s...Ranks fourth in team history in wins with 99...Also in the top 10 in club history in complete games, innings, strikeouts and shutouts...A member of the 1986 World Champions, he won Game 4 of the World Series to even the series...Was an All-Star in 1985 and earned a Gold Glove Award in 1989.

EDGARDO ALFONZO
"FONZIE" • INFIELDER 1995-2002
 INDUCTED 2021

One of the most clutch performers in Mets history...He ranks first in team postseason history in hits, runs and RBI...Homered in the one-game playoff in 1999 at Cincinnati and then slugged two homers including a grand slam in Game 1 of the NLDS...Ranks in the top 10 in franchise history in hits, runs, doubles, RBI, OBP, total bases and batting average...Won a Silver Slugger Award in 1999.

METS RETIRED NUMBERS

37

Casey Stengel's #37 was officially retired on September 2, 1965 in a small, private ceremony at Shea Stadium. Stengel was named the Mets first manager on September 29, 1961 and despite the team's early on-field struggles, the city proudly embraced their "lovable losers" due to Stengel's witty charm and dynamic personality. Stengel led the Mets to a 40-120 record in 1962 and then had an 11-game improvement, going 51-111 the following year. The Mets were 31-65 when Stengel fractured his hip on July 24, 1965 ending his managerial career. Stengel continued to serve in the Mets front office as a scout, public speaker and Vice President. He was still a member of the Mets front office when he passed away due to cancer on September 29, 1975 at age 85. Stengel was elected to the Baseball Hall of Fame in 1966 and later was inducted into the Mets Hall of Fame in 1981.

14

Gil Hodges' #14 was retired on June 9, 1973 during the Old Timers Day ceremony at Shea. Hodges played for the Mets from 1962-1963 and hit the club's very first home run on April 11, 1962 in the team's first game at St. Louis. He was named the club's third manager on October 11, 1967. Just two years later, after never posting a winning season, Hodges guided the Miracle Mets to the 1969 World Championship after beating the Atlanta Braves in the National League Championship Series and then topping the heavily favored Baltimore Orioles in five games in the World Series. Hodges was named the Manager of the Year by *The Sporting News* and the National League Manager of the Year by the *Associated Press* following the season. Hodges guided the Mets from 1968-1971, compiling 339 victories. He died from a heart attack on April 2, 1972 shocking and saddening the organization and baseball community. He was inducted into the Mets Hall of Fame in 1982.

41

Tom Seaver's #41 was retired in a ceremony that took place in a special tribute at Shea Stadium on June 24, 1988. Seaver won three Cy Young Awards and was a nine-time All-Star with the Mets. The Franchise won 20 or more games four times with the Mets. He earned Rookie of the Year honors in 1967. Seaver was 25-7 in 1969 to help the Mets capture the World Series. He ranks first in team history in wins (198), complete games (171), ERA (2.57), strikeouts (2,541), and shutouts (44) after pitching with New York from 1967-1977 and returning for one final year in 1983. He was elected to the Baseball Hall of Fame in 1992 with the highest percentage (98.84) in Hall of Fame history at the time. Seaver was inducted into the Mets Hall of Fame in 1988.

31

The Mets retired Mike Piazza's #31 on July 30, 2016. Piazza became the second player to have his number retired joining Tom Seaver. Piazza was elected to the Baseball Hall of Fame in 2016. He was inducted into the Mets Hall of Fame in 2013. Piazza hit 220 home runs and had 655 RBI during his Mets career (1998-2005). He was a seven-time All-Star with the Mets and helped guide the club to back-to-back playoff appearances in 1999-2000. Piazza has the highest slugging percentage (.542) in team history and is third in home runs and RBI. His 396 home runs are the most by a catcher in the history of the game. Piazza hit a game-winning home run vs. Atlanta on September 21, 2001 in the first game in NYC after the 9/11 attacks helping to lift the spirits of the city.

36

Originally scheduled for 2020, the Mets will now retire Jerry Koosman's #36 on August 28, 2021. Koosman, who is the winningest left-hander in team history (140 wins), will become the third player to have his number retired by the Mets, joining Tom Seaver (#41) and Mike Piazza (#31). Koosman ranks second in team history in starts (346), complete games (108), innings (2,544.2) and shutouts (26), third in wins (140) and strikeouts (1,799) and sixth in ERA (3.09). He won two games during the '69 World Series vs. Baltimore, including the deciding Game 5 and was 4-0 in the playoffs with the Mets. Koosman signed with the Mets in 1964 when he was scouted when he was pitching with the Army. He played for the Mets from 1967-1978.

METS RETIRED NUMBERS



On April 15, 1997 in a historic ceremony at Shea Stadium, acting commissioner Bud Selig announced the retirement of Jackie Robinson's #42 throughout Major League Baseball. "The day Jackie Robinson stepped on a major league field will forever be remembered as baseball's proudest moment," said Selig during the ceremony as he stood side-by-side with Jackie's widow Rachel and President Bill Clinton. "Major League Baseball is retiring #42 in tribute to his great achievements and for the significant contributions he made to society. Number 42 belongs to Jackie Robinson for the ages."



On April 8, 2008, in the final home opener in Shea Stadium's history, the Mets honored William A. Shea, the man for whom their previous ballpark was named after, by placing the name "Shea" alongside the retired numbers. Thirty members of the Shea family spanning three generations took part in the celebration. Shea was an attorney and the driving force to bring National League baseball back to New York City after the departure of the New York Giants and Brooklyn Dodgers in 1957. He spearheaded New York City Mayor Robert Wagner's four-man baseball task force, which helped form the proposed rival Continental League. Major League Baseball granted New York a National League expansion franchise in 1960 and the Continental League agreed to disband. Shea was inducted into the Mets Hall of Fame in 1983. He died at age 84 on October 2, 1991.



Ralph Kiner, one of the most beloved figures in franchise history, passed away on February 6, 2014 at age 91. An original Met, Kiner announced games on television and radio for 52 years. On Opening Day, 2014, the Mets unveiled a commemorative logo on the leftfield wall and wore a patch on their uniforms during the season. He educated and entertained generations of Mets fans, and his post-game show "Kiner's Korner" was an integral part of Mets lore. He joined the Mets broadcast booth after a 10-year Hall-of-Fame career with the Pittsburgh Pirates. He was inducted into the Mets Hall of Fame in 1984. The television booth at Shea Stadium was dedicated in his honor on August 16, 2002 and SNY's booth at Citi Field bears Kiner's name.

METS HALL OF FAME & MUSEUM

The Mets Hall of Fame and Museum at Citi Field is the home for six decades of Mets history. Located adjacent to the Jackie Robinson Rotunda, the museum is a virtual walk down memory lane, featuring a treasure trove of artifacts and images. Its interactive touch-screen exhibits showcase video and audio highlights of the franchise's signature moments.



Citi Field's VIP entrances are named after individuals who made an indelible mark on the club and whose numbers have been retired. First Base VIP honors Gil Hodges, the manager who led the Mets to their first World Championship in 1969. Third Base VIP recognizes Tom Seaver, the Hall of Fame pitcher and Mets leader in wins, earned run average and strikeouts. Left Field VIP is named after Casey Stengel, the first manager in Mets history.

Photographic imagery of famous Mets and historic moments are displayed inside Citi Field along the concourses and outside the ballpark with banners ramp in leftfield. More than 27,000 bricks outside the Rotunda on the Citi Field Fanwalk pay tribute to the Mets, their fans and the Amazin' Moments in team history.

The original Home Run Apple from 1981 is one of the most popular attractions at Citi Field and its position on Mets Plaza serves as a meeting spot for many fans.

1964 ALL-STAR GAME

The National League posted its seventh straight All-Star Game victory with a 7-4 win over the American League on July 7, 1964 at Shea Stadium. The All-Star Game ended in dramatic fashion as Philadelphia's Johnny Callison stroked a three-run, walk-off home run in the bottom of the ninth inning off Boston's Dick Radatz to cap a four-run frame for the NL. San Francisco's Willie Mays started the ninth inning rally with a walk and stolen base. He scored on an infield single by teammate Orlando Cepeda's infield single and error by Yankees first baseman Joe Pepitone. The Cardinals' Curt Flood ran for Cepeda and Cincinnati's Johnny Edwards followed with a walk. Two outs later, Callison sent National League fans home happy. Ron Hunt became the first Met to start an All-Star Game with his appearance at second base. Hunt went 1-3 with a single. The AL jumped out on top 1-0 in the first inning on a RBI single by Minnesota's Harmon Killebrew off Los Angeles' Don Drysdale. The



Cubs' Billy Williams and St. Louis' Ken Boyer each belted solo home runs in the bottom of the fourth off Kansas City's John Wyatt to give the National League a 2-1 lead. The NL extended its lead to 3-1 in the fifth when Pittsburgh's Roberto Clemente singled and scored from first on a two-out double by the Cardinals' Dick Groat. The American League tied the contest up 3-3 in the sixth when the Yankees' Mickey Mantle and Killebrew opened the frame with singles. One out later, Baltimore's Brooks Robinson tripled both runs home as Mays just missed what would have been a spectacular diving catch. The AL retook a one run lead in the seventh inning. The Yankees' Elston Howard was hit by a pitch and Kansas City's Rocky Colavito laced a pinch-hit double to put runners at second and third. The Angels' Jim Fregosi lofted a sacrifice fly to center to score Howard. Boyer finished 2-4 for the NL while Killebrew was 3-4 and Robinson went 2-4 for the AL.

AMERICAN LEAGUE 1 0 0 0 0 2 1 0 0 - 4 9 1
NATIONAL LEAGUE 0 0 0 2 1 0 0 0 4 - 7 8 0

A M E R I C A N

	AB	R	H	RBI	BB	SO	PO	A
Fregosi, ss	4	1	1	1	0	1	4	1
Oliva, rf	4	0	0	0	0	1	0	0
Radatz, p	1	0	0	0	0	1	0	0
Mantle, cf	4	1	1	0	0	2	2	0
Hall, cf	0	0	0	0	0	0	0	0
Killebrew, lf	4	1	3	1	0	0	0	0
Hinton, lf	0	0	0	0	0	0	0	0
Allison, 1b	3	0	0	0	1	2	9	0
Pepitone, pr/lb	0	0	0	0	0	0	1	0
Robinson, 3b	4	0	2	2	0	0	1	2
Richardson, 2b	4	0	1	0	0	1	0	4
Howard, c	3	1	0	0	0	2	9	0
Chance, p	1	0	0	0	0	0	0	1
Wyatt, p	0	0	0	0	0	0	0	1
Siebern, ph	1	0	0	0	0	0	0	0
Pascual, p	0	0	0	0	0	0	0	1
Colavito, ph/rf	2	0	1	0	0	0	0	0
Totals	35	4	9	4	1	10	26	10

E: Pepitone (1). 2B: Colavito (1 off Farrell).
 3B: Robinson (1 off Short). SF: Fregosi (1 off Farrell).
 HBP: Howard (1 by Farrell)

N A T I O N A L

	AB	R	H	RBI	BB	SO	PO	A
Clemente, rf	3	1	1	0	0	1	1	0
Short, p	0	0	0	0	0	0	0	1
Farrell, p	0	0	0	0	0	0	0	0
White, ph	1	0	0	0	0	1	0	0
Marichal, p	0	0	0	0	0	0	0	0
Groat, ss	3	0	1	1	0	1	0	0
Cardenas, pr/ss	1	0	0	0	0	1	1	0
Williams, lf	4	1	1	1	0	0	1	0
Mays, cf	3	1	0	0	1	0	7	0
Cepeda, 1b	4	0	1	0	0	0	6	0
Flood, pr	0	1	0	0	0	0	0	0
Boyer, 3b	4	1	2	1	0	1	0	2
Torre, c	2	0	0	0	0	0	5	0
Edwards, c	1	1	0	0	1	1	5	0
Hunt, 2b	3	0	1	0	0	1	1	0
Aaron, ph	1	0	0	0	0	1	0	0
Drysdale, p	0	0	0	0	0	0	0	3
Stargell, ph	1	0	0	0	0	0	0	0
Bunning, p	0	0	0	0	0	0	0	0
Callison, ph/rf	3	1	1	3	0	0	0	0
Totals	34	7	8	6	2	8	27	6

PB: Torre (1). 2B: Groat (1 off Pascual). HR: Williams (1-4th inning off Wyatt); Boyer (1-4th inning off Wyatt); Callison (1-9th inning off Radatz). IBB: Edwards (1 by Radatz). SB: Mays (1)

AMERICAN LEAGUE	IP	H	HR	R	ER	BB	K
Chance	3.0	2	0	0	0	0	2
Wyatt	1.0	2	2	2	2	0	0
Pascual	2.0	2	0	1	1	0	1
Radatz, L (0-1)	2.2	2	1	4	4	2	5
Totals	8.2	8	3	7	7	2	8

NATIONAL LEAGUE	IP	H	HR	R	ER	BB	K
Drysdale	3.0	2	0	1	0	0	3
Bunning	2.0	2	0	0	0	0	4
Short	1.0	3	0	2	2	0	1
Farrell	2.0	2	0	1	1	1	1
Marichal, W (1-0)	1.0	0	0	0	0	0	1
Totals	9.0	9	0	4	3	1	10

WP: Drysdale (1). HBP: Farrell (1-Howard). IBB: Radatz (1-Edwards) Time of Game: 2:37. Attendance: 50,850.
 Umpires: Ed Sudol (NL), Joe Paparella (AL), Frank Secory (NL), Nestor Chylak (AL), Al Salerno (AL), Doug Harvey (NL)

2013 ALL-STAR GAME

The Mets hosted their second All-Star Game in team history on July 16, 2013 at Citi Field and the American League pushed across single runs in the fourth, fifth and eighth innings to come away with a 3-0 victory over the National League...A sellout crowd of 45,186 witnessed the event, the first All-Star Game in Queens since the 1964 contest at Shea...New York was represented by 24-year old RHP Matt Harvey who started for the NL, third baseman David Wright, who became the second Met to start an All-Star Game on his own field, and Manager Terry Collins, who was a coach for the third time...Harvey worked 2.0 scoreless innings racking up three strikeouts, including Miguel Cabrera, while yielding just one hit...Harvey became the third pitcher in team history to start an All-Star Game, joining Tom Seaver (1970) and Dwight Gooden (1986, 1988)...The last



pitcher to start an All-Star Game in his home park was Roger Clemens in 2004 at Houston...Wright, who was 1-3 and picked up one of three NL hits (a seventh inning single) was selected to his seventh All-Star Game and it was his fifth start, tying Darryl Strawberry for the second-most in team history...Wright's seven All-Star appearances are tied for second-most in franchise history with Piazza and Strawberry...Chicago's Chris Sale worked 2.0 perfect innings to pick up the win for the AL...Cleveland's Jason Kipnis, Toronto's José Bautista and Baltimore's J.J. Hardy knocked in the runs for the American League...The Yankees' Mariano Rivera took home MVP honors after receiving a standing ovation from both teams and the entire stadium when he entered the game in the eighth inning...Rivera retired all three hitters he faced.

AMERICAN LEAGUE	0	0	0	1	1	0	0	1	0	-	3	9	0
NATIONAL LEAGUE	0	0	0	0	0	0	0	0	0	-	0	3	0

A M E R I C A N

N A T I O N A L

	AB	R	H	RBI	BB	SO	PO	A
Trout, lf-cf	3	0	1	0	0	0	1	0
Hunter, ph-cf	1	0	0	0	0	0	0	0
Cano, 2b	0	0	0	0	0	0	0	0
Pedroia, pr-2b	2	0	0	0	0	1	1	2
Kipnis, 2b	1	0	1	1	0	0	1	1
Cabrera, 3b	3	1	1	0	0	1	1	3
Machado, 3b	1	0	0	0	0	1	0	1
Davis, 1b	3	0	1	0	0	1	7	1
Felder, 1b	1	0	1	0	0	0	3	0
Bautista, rf	1	0	0	1	0	1	0	0
Cruz, rf	1	0	0	0	1	0	0	0
Ortiz, dh	2	0	0	0	0	0	0	0
Encarnacion, ph	2	0	0	0	0	0	0	0
Jones, cf	3	1	1	0	0	2	2	0
Gordon, lf	1	0	0	0	0	0	1	0
Mauer, c	2	0	1	0	0	0	4	0
Perez, c	1	1	1	0	0	0	1	1
Hardy, ss	2	0	0	1	0	0	1	1
Peralta, ss	1	0	1	0	0	0	0	1
Scherzer, p	0	0	0	0	0	0	1	0
Sale, p	0	0	0	0	0	0	0	1
Hernandez, p	0	0	0	0	0	0	0	0
Moore, p	0	0	0	0	0	0	0	0
Balfour, p	0	0	0	0	0	0	0	0
Holland, p	0	0	0	0	0	0	0	0
Cecil, p	0	0	0	0	0	0	0	0
Delabar, p	0	0	0	0	0	0	0	0
Rivera, p	0	0	0	0	0	0	0	0
Nathan, p	0	0	0	0	0	0	0	0
Totals	31	3	9	3	1	7	27	11

	AB	R	H	RBI	BB	SO	PO	A
Phillips, 2b	2	0	0	0	0	0	1	2
Carpenter, 2b	2	0	0	0	0	0	1	1
Beltrán, rf	2	0	1	0	0	0	2	0
McCutchen, pr-cf	2	0	0	0	0	2	1	0
Votto, 1b	2	0	0	0	0	1	1	0
Goldschmidt, 1b	2	0	1	0	0	0	6	0
Wright, 3b	3	0	1	0	0	0	0	0
Alvarez, 3b	1	0	0	0	0	0	0	0
Gonzalez, lf	2	0	0	0	0	1	1	0
Brown, lf	1	0	0	0	0	1	0	0
Molina, c	2	0	0	0	0	0	3	0
Posey, c	1	0	0	0	0	1	4	0
Tulowitzki, ss	2	0	0	0	0	1	2	2
Segura, ss	1	0	0	0	0	0	1	3
Cuddyer, dh	1	0	0	0	1	0	0	0
Craig, ph	1	0	0	0	0	0	0	0
Harper, cf-rf	2	0	0	0	0	0	4	0
Gomez, rf	1	0	0	0	0	0	0	0
Harvey, p	0	0	0	0	0	0	0	0
Kershaw, p	0	0	0	0	0	0	0	0
Corbin, p	0	0	0	0	0	0	0	0
Lee, p	0	0	0	0	0	0	0	0
Fernandez, p	0	0	0	0	0	0	0	0
Chapman, p	0	0	0	0	0	0	0	0
Kimbrel, p	0	0	0	0	0	0	0	0
Grilli, p	0	0	0	0	0	0	0	0
Totals	30	0	3	0	1	8	27	9

2B: Goldschmidt. SB: McCutchen. WP: Kimbrel. HBP: Harvey

2B: Cabrera, Trout, Kipnis, Jones. 3B: Felder. SF: Bautista. HBP: Cano.

AMERICAN LEAGUE	IP	H	HR	R	ER	BB	K
Scherzer	1.0	0	0	0	0	0	1
Sale (W)	2.0	0	0	0	0	0	2
Hernandez	1.0	1	0	0	0	0	0
Moore	1.0	0	0	0	0	0	0
Balfour	1.0	0	0	0	0	1	1
Holland	0.1	1	0	0	0	0	0
Cecil	0.1	0	0	0	0	0	1
Delabar	0.1	0	0	0	0	0	1
Rivera	1.0	0	0	0	0	0	0
Nathan (S)	1.0	1	0	0	0	0	2
Totals	9.0	3	0	0	0	1	8

NATIONAL LEAGUE	IP	H	HR	R	ER	BB	K
Harvey	2.0	1	0	0	0	0	3
Kershaw	1.0	0	0	0	0	0	0
Corbin (L)	1.0	2	0	1	1	0	0
Lee	1.0	2	0	1	1	0	0
Fernandez	1.0	0	0	0	0	0	2
Chapman	1.0	0	0	0	0	1	1
Kimbrel	1.0	3	0	1	1	0	1
Grilli	1.0	1	0	0	0	0	0
Totals	9.0	9	0	3	3	1	7

WP: Kimbrel. HBP: Harvey. Time of Game: 3:06. Attendance: 45,186.

Umpires: HP-John Hirschbeck, 1B-Wally Bell, 2B-Larry Vanover, 3B-Paul Emmel, LF-Rob Drake, RF-Chad Fairchild.

METS ALL-STAR SELECTIONS

1962	Richie Ashburn, OF	1985	Gary Carter+, C Ron Darling, RHP Dwight Gooden, RHP Darryl Strawberry*, OF	2004	Tom Glavine, LHP Mike Piazza*, C
1963	Duke Snider, OF			2005	Carlos Beltrán*, OF Pedro Martinez, RHP Mike Piazza*, C
1964	Ron Hunt*, 2B	1986	Gary Carter*, C Sid Fernandez, LHP Dwight Gooden*, RHP Keith Hernandez*, 1B Darryl Strawberry*, OF	2006	Carlos Beltrán*, CF José Reyes+, SS David Wright*, 3B Paul Lo Duca*, C Tom Glavine, LHP Pedro Martinez, RHP
1965	Ed Kranepool, 1B	1987	Gary Carter*, C Sid Fernandez, LHP Keith Hernandez, 1B Darryl Strawberry, OF Davey Johnson**	2007	Carlos Beltrán*, CF José Reyes*, SS David Wright*, 3B Billy Wagner, LHP
1966	Ron Hunt, 2B	1988	Gary Carter*, C David Cone, RHP Dwight Gooden*, RHP Darryl Strawberry*, OF	2008	David Wright, 3B Billy Wagner, LHP
1967	Tom Seaver, RHP	1989	Howard Johnson*, 3B Darryl Strawberry+, OF	2009	David Wright*, 3B Francisco Rodriguez, RHP Johan Santana, LHP Carlos Beltrán+, OF
1968	Jerry Grote*, C Jerry Koosman, LHP Tom Seaver, RHP	1990	John Franco, LHP Darryl Strawberry, OF Frank Viola, LHP	2010	David Wright*, 3B José Reyes+, SS
1969	Cleon Jones*, OF Jerry Koosman, LHP Tom Seaver, RHP	1991	Howard Johnson, 3B Frank Viola, LHP	2011	Carlos Beltrán*, OF (DH) José Reyes*+, SS
1970	Bud Harrelson*, SS Tom Seaver*, RHP Gil Hodges**	1992	David Cone, RHP	2012	David Wright, 3B R.A. Dickey, RHP Terry Collins, Coach
1971	Bud Harrelson, SS Tom Seaver, RHP	1993	Bobby Bonilla, IF	2013	David Wright*, 3B Matt Harvey*, RHP Terry Collins, Coach
1972	Willie Mays*, OF Tug McGraw, LHP Tom Seaver, RHP	1994	Bret Saberhagen, RHP	2014	Daniel Murphy, 2B
1973	Willie Mays, OF Tom Seaver, RHP	1995	Bobby Bonilla, IF/OF	2015	Jacob deGrom, RHP
1974	Jerry Grote, C Jon Matlack, LHP Yogi Berra**	1996	Todd Hundley, C Lance Johnson, OF	2016	Noah Syndergaard+, RHP Yoenis Céspedes*+, OF Jeury Familia, RHP Bartolo Colón, RHP Terry Collins**
1975	Jon Matlack, LHP Tom Seaver, RHP	1997	Todd Hundley, C Bobby Jones, P	2017	Michael Conforto, OF
1976	Dave Kingman*, OF Jon Matlack, LHP Tom Seaver, RHP	1998	Mike Piazza*, C Rick Reed, P	2018	Jacob deGrom, RHP
1977	John Stearns, C	1999	Mike Piazza*, C	2019	Jacob deGrom, RHP Pete Alonso, 1B Jeff McNeil, 2B
1978	Pat Zachry, RHP	2000	Edgardo Alfonzo, 2B Al Leiter, P Mike Piazza+, C		
1979	Lee Mazzilli, OF John Stearns, C	2001	Mike Piazza*, C Rick Reed, P Bobby Valentine**		
1980	John Stearns, C	2002	Mike Piazza*, C		
1981	Joel Youngblood, OF	2003	Armando Benitez, RHP		
1982	John Stearns, C				
1983	Jesse Orosco, LHP				
1984	Dwight Gooden, RHP Keith Hernandez, 1B Jesse Orosco, LHP Darryl Strawberry*, OF				

* Starter

** Manager

+ Injured/Did not play

ALL-STAR GAME MOST VALUABLE PLAYER

1975 Jon Matlack, LHP

MLB HOME RUN DERBY CHAMPIONS

1986 Darryl Strawberry
(co-winner with Wally Joyner)

2019 Pete Alonso

NATIONAL AWARD WINNERS

NL CY YOUNG AWARD WINNERS

- 1969 Tom Seaver
- 1973 Tom Seaver
- 1975 Tom Seaver
- 1985 Dwight Gooden
- 2012 R.A. Dickey
- 2018 Jacob deGrom
- 2019 Jacob deGrom

NL ROOKIE OF THE YEAR

- 1967 Tom Seaver, RHP
- 1972 Jon Matlack, LHP
- 1983 Darryl Strawberry, OF
- 1984 Dwight Gooden, RHP
- 2014 Jacob deGrom, RHP
- 2019 Pete Alonso, 1B

RAWLINGS GOLD GLOVE WINNERS

- 1970 Tommie Agee, OF
- 1971 Bud Harrelson, SS
- 1980 Doug Flynn, 2B
- 1983 Keith Hernandez, 1B
- 1984 Keith Hernandez, 1B
- 1985 Keith Hernandez, 1B
- 1986 Keith Hernandez, 1B
- 1987 Keith Hernandez, 1B
- 1988 Keith Hernandez, 1B
- 1989 Ron Darling, RHP
- 1997 Rey Ordoñez, SS
- 1998 Rey Ordoñez, SS
- 1999 Rey Ordoñez, SS, Robin Ventura, 3B
- 2006 Carlos Beltrán, OF
- 2007 David Wright, 3B, Carlos Beltrán, OF
- 2008 David Wright, 3B, Carlos Beltrán, OF
- 2014 Juan Lagares, CF

WILSON DEFENSIVE PLAYER OF THE YEAR

- 2012 David Wright, 3B
- 2013 Juan Lagares, OF
- 2015 Jacob deGrom, RHP

LOUISVILLE SILVER SLUGGER TEAM

- 1984 Keith Hernandez, 1B
- 1985 Gary Carter, C
- 1986 Gary Carter, C
- 1988 Darryl Strawberry, OF
- 1989 Howard Johnson, 3B
- 1990 Darryl Strawberry, OF
- 1991 Howard Johnson, 3B
- 1992 Dwight Gooden, P
- 1998 Mike Piazza, C
- 1999 Mike Piazza, C, Edgardo Alfonzo, 2B
- 2000 Mike Piazza, C, Mike Hampton, LHP
- 2001 Mike Piazza, C
- 2002 Mike Piazza, C
- 2006 José Reyes, SS, Carlos Beltrán, OF
- 2007 David Wright, 3B, Carlos Beltrán, OF
- 2008 David Wright, 3B, Carlos Beltrán, OF
- 2016 Yoanis Céspedes, OF

NL CHAMPIONSHIP SERIES MVP

- 2000 Mike Hampton, LHP
- 2015 Daniel Murphy, 2B

WORLD SERIES MVP

- 1969 Al Weis, IF (BBWAA)
Donn Clendenon, 1B (Sport Magazine)
- 1986 Ray Knight, 3B (BBWAA)

PLAYER'S CHOICE NL OUTSTANDING PITCHER

- 2012 R. A. Dickey, RHP
- 2018 Jacob deGrom, RHP
- 2019 Jacob deGrom, RHP

PLAYER'S CHOICE NL COMEBACK PLAYER

- 2008 Fernando Tatis, OF
- 2015 Matt Harvey, RHP

PLAYER'S CHOICE NL OUTSTANDING ROOKIE

- 2014 Jacob deGrom, RHP
- 2019 Pete Alonso, 1B

ALL-MLB TEAM

- 2019 Jacob deGrom, SP (First Team)
Pete Alonso, 1B (First Team)
- 2020 Jacob deGrom, SP (First Team)
Michael Conforto, OF (Second Team)

ROLAIDS RELIEF MAN

- 1990 John Franco, LHP
- 2001 Armando Benitez, RHP

SPORTS ILLUSTRATED MAN OF THE YEAR

- 1969 Tom Seaver

ROBERTO CLEMENTE AWARD

- 1989 Gary Carter
- 2000 Al Leiter
- 2006 Carlos Delgado
- 2016 Curtis Granderson

BRANCH RICKEY AWARD

- 1999 Al Leiter
- 2002 Bobby Valentine
- 2012 R.A. Dickey

MARVIN MILLER MAN OF THE AWARD

- 2016 Curtis Granderson

LOU GEHRIG MEMORIAL AWARD

- 2001 John Franco
- 2016 Curtis Granderson

FISHEL AWARD

- 1998 Jay Horwitz (Public Relations Executive)

TOPPS ROOKIE ALL-STAR TEAM

1962	Al Jackson, LHP
1963	Jesse Gonder, C
1965	Ron Swoboda, OF
1966	Cleon Jones, OF
1967	Tom Seaver, RHP
1968	Jerry Koosman, LHP
	Ken Boswell, 2B
1972	Jon Matlack, LHP
1981	Hubie Brooks, 3B
	Mookie Wilson, OF
1983	Darryl Strawberry, OF
1984	Dwight Gooden, RHP
	Mike Fitzgerald, C
1985	Roger McDowell, RHP
1989	Gregg Jefferies, 2B
1992	Todd Hundley, C
	Jeff Kent, 2B
2000	Jay Payton, OF
2001	Tsuyoshi Shinjo, OF
2003	Ty Wigginton, 3B
2009	Omir Santos, C
2014	Travis d'Arnaud, C
2015	Michael Conforto, OF
	Noah Syndergaard, RHP
2019	Pete Alonso, 1B

THE SPORTING NEWS NL ROOKIE OF THE YEAR

1968	Jerry Koosman, LHP
1972	Jon Matlack, LHP
1983	Darryl Strawberry, OF
1984	Dwight Gooden, RHP
2014	Jacob deGrom, RHP
2019	Pete Alonso, 1B

THE SPORTING NEWS EXECUTIVE OF THE YEAR

1969	Johnny Murphy
1986	Frank Cashen

THE SPORTING NEWS MANAGER OF THE YEAR

1969	Gil Hodges
2015	Terry Collins

THE SPORTING NEWS
COMEBACK PLAYER OF THE YEAR

1969	Tommie Agee
1986	Ray Knight
1999	Rickey Henderson
2008	Fernando Tatis
2015	Matt Harvey

BASEBALL AMERICA MINOR LEAGUE
PLAYER OF THE YEAR

1983	Dwight Gooden, RHP
1984	Dwight Gooden, RHP
1986	Gregg Jefferies, SS
1987	Gregg Jefferies, SS

THE SPORTING NEWS NL ALL-STAR TEAM

1964	Ron Hunt, 2B
1969	Cleon Jones, OF
	Tom Seaver, RHP**
1971	Bud Harrelson, SS
1973	Tom Seaver, RHP
1975	Tom Seaver, RHP**
1984	Keith Hernandez, 1B
1985	Gary Carter, C
	Keith Hernandez, 1B
	Dwight Gooden, RHP**
1986	Gary Carter, C
	Keith Hernandez, 1B
1988	Darryl Strawberry, OF
1989	Howard Johnson, 3B
1990	John Franco, LHP
	Frank Viola, LHP
1998	Mike Piazza, C
1999	Mike Piazza, C
	Edgardo Alfonzo, 2B
2000	Mike Piazza, C
2001	Mike Piazza, C
2002	Mike Piazza, C
2006	José Reyes, SS
	David Wright, 3B
	Carlos Beltrán, OF
2007	David Wright, 3B
2008	David Wright, 3B
2012	R.A. Dickey, RHP**
2016	Yoenis Céspedes, OF
2018	Jacob deGrom, RHP**
2019	Jacob deGrom, RHP**

** Pitcher of the Year

BASEBALL DIGEST PLAYER OF THE YEAR

1969	Tom Seaver, RHP
1985	Dwight Gooden, RHP

BASEBALL DIGEST PITCHER OF THE YEAR

2018	Jacob deGrom, RHP
------	-------------------

BASEBALL DIGEST ROOKIE OF THE YEAR

1984	Dwight Gooden, RHP
2019	Pete Alonso, 1B

TOPPS ORGANIZATION OF THE YEAR

1995

BASEBALL AMERICA
EXECUTIVE OF THE YEAR

2015	Sandy Alderson
------	----------------

BASEBALL AMERICA'S
ORGANIZATION OF THE YEAR

1983
1984
1995

NATIONAL LEAGUE AWARDS

PLAYER OF THE WEEK

4/29/73	Jerry Koosman	10/6/91	David Cone
6/3/73	Tom Seaver	5/3/92	David Cone (co-winner with Tom Glavine)
6/17/73	Felix Millan	4/18/94	Jeff Kent
9/16/73	Tug McGraw	5/30/94	Bobby Bonilla
9/23/73	Wayne Garrett	7/23/95	Brett Butler
9/1/74	Tug McGraw	5/4/97	Rick Reed
6/15/75	Tom Seaver	5/11/97	Todd Hundley
7/27/75	Dave Kingman	6/22/97	Dave Mlicki
9/7/75	Tom Seaver	9/28/97	John Olerud
6/27/76	Mike Phillips	9/20/98	John Olerud
8/8/76	Joe Torre	8/9/98	John Olerud
4/17/77	Tom Seaver	7/11/99	Mike Piazza
7/31/77	Steve Henderson	7/5/99	Octavio Dotel
5/25/80	Frank Taveras	8/1/99	Robin Ventura
6/8/80	Steve Henderson	4/16/00	Mike Piazza
7/6/80	Neil Allen	4/23/00	Derek Bell
8/10/80	Doug Flynn	9/15/02	Mike Piazza
5/31/81	Dave Kingman	8/24/03	Steve Trachsel
8/23/81	Neil Allen	8/28/05	David Wright
9/20/81	Hubie Brooks	6/11/06	Carlos Beltrán
5/23/82	Randy Jones	6/18/06	José Reyes & David Wright
7/18/82	Dave Kingman	6/25/06	José Reyes
5/8/83	George Foster	4/22/07	Carlos Beltrán
6/19/83	Rusty Staub	8/19/07	Carlos Beltrán
8/7/83	Jesse Orosco	7/13/08	Mike Pelfrey
8/14/83	Jesse Orosco	8/17/08	Johan Santana
6/10/84	Jesse Orosco	9/4/11	David Wright
6/17/84	Hubie Brooks	9/11/11	Jason Bay
7/8/84	Dwight Gooden	5/27/12	R.A. Dickey
7/22/84	Darryl Strawberry	6/3/12	Johan Santana
9/9/84	Dwight Gooden (co-winner with Bruce Sutter)	4/14/13	Matt Harvey
7/14/85	Keith Hernandez	7/21/13	Juan Lagares
7/21/85	Darryl Strawberry	9/1/13	Daniel Murphy
8/4/85	Dwight Gooden	7/24/14	Jacob deGrom
8/11/85	Darryl Strawberry	6/7/15	Jacob deGrom (co-winner with Clayton Kershaw)
9/8/85	Gary Carter	8/2/15	Noah Syndergaard & Lucas Duda
9/22/85	Dwight Gooden	9/6/15	Bartolo Colón
6/8/86	George Foster	9/13/15	Yoenis Céspedes
7/13/86	Lenny Dykstra	5/8/16	Bartolo Colón (co-winner with Ben Zobrist)
8/10/86	Keith Hernandez	5/22/16	Noah Syndergaard
5/1/88	Keith Hernandez	8/28/16	Asdrúbal Cabrera
9/11/88	Gregg Jefferies	6/18/17	Jacob deGrom
9/25/88	Kevin McReynolds	5/5/19	Noah Syndergaard
6/25/89	Howard Johnson	6/23/19	Pete Alonso
10/1/89	Sid Fernandez	8/4/19	Noah Syndergaard
6/10/90	Darryl Strawberry		
4/14/91	Dwight Gooden		

PLAYER OF THE MONTH

June, 1970	Tommie Agee
April, 1973	Jerry Koosman
July, 1975	Dave Kingman
July, 1985	Keith Hernandez
September, 1985	Gary Carter
September, 1987	Darryl Strawberry
September, 1988	Kevin McReynolds
June, 1989	Howard Johnson
September, 1991	Howard Johnson
June, 2006	David Wright
April, 2007	José Reyes
June, 2010	David Wright

PITCHER OF THE MONTH

June, 1975	Tom Seaver
April, 1977	Tom Seaver
July, 1980	Pat Zachry
August, 1983	Jesse Orosco
June, 1984	Ron Darling
September, 1984	Dwight Gooden
September, 1985	Dwight Gooden
April, 1986	Dwight Gooden
April, 1987	Sid Fernandez
May, 1988	David Cone
September, 1990	Dwight Gooden
July, 1994	Bret Saberhagen
May, 1997	Bobby Jones
June, 1999	Al Leiter
June, 2000	Al Leiter
April, 2007	John Maine
September, 2008	Johan Santana
April, 2009	Johan Santana
June, 2012	R.A. Dickey
April, 2013	Matt Harvey

ROOKIE OF THE MONTH

May, 2011	Justin Turner
July, 2014	Jacob deGrom
September, 2014	Jacob deGrom
May, 2016	Steven Matz
April, 2019	Pete Alonso
June, 2019	Pete Alonso
September, 2019	Pete Alonso

RELIEVER OF THE MONTH

July, 2007	Billy Wagner
July, 2019	Seth Lugo

METS HITTING STREAKS

#	Player	Dates
30	Moises Alou.....	8/23 - 9/26/07
26	Wilson Ramos.....	8/3 - 9/3/19
26	David Wright.....	9/17/06 - 4/19/07
24	Mike Piazza.....	5/25 - 6/22/99
	Hubie Brooks.....	5/1 - 6/1/84
23	Cleon Jones.....	8/25 - 9/25/70
	Mike Vail*.....	8/22 - 9/15/75
	John Olerud.....	7/19 - 8/9/98
21	Mike Piazza.....	6/7 - 7/3/00
20	Tommie Agee.....	4/16 - 5/9/70
	Edgardo Alfonzo.....	6/10 - 7/10/97
	Cliff Floyd.....	4/8 - 5/4/05
	Butch Huskey.....	8/22 - 9/13/97
	José Reyes.....	7/17 - 8/7/05
	David Wright.....	9/14/07-4/2/08
19	Tommie Agee.....	6/22 - 7/8/70
	Lee Mazzilli.....	8/28 - 9/18/79
	Felix Millan.....	7/5 - 7/26/75
18	Ed Kranepool.....	7/11 - 8/5/75
	Lee Mazzilli.....	6/18 - 7/10/80
	Felix Millan.....	7/13 - 8/1/73
	José Reyes.....	5/15 - 6/2/08
	Darryl Strawberry.....	6/8 - 6/29/90
	Frank Thomas.....	5/12 - 5/30/62

* = rookie

METS ALL-TIME ROSTER (1,111)

A (49)

AARDSDMA, David 2013 (RHP)
AASE, Don 1989 (RHP)
ABBOTT, Kurt 2000 (SS)
ABREU, Bobby 2014 (OF)
ACEVEDO, Juan 1997 (RHP)
ACOSTA, Manny 2010 -2012 (RHP)
ADKINS, Jon 2007 (RHP)
AGBAYANI, Benny 1998-2001 (OF)
AGEE, Tommie 1968-1972 (OF)
AGUILA, Chris 2008 (OF)
AGUILERA, Rick 1985-1989 (RHP)
AKER, Jack 1974 (RHP)
ALEXANDER, Manny 1997 (IF)
ALFONZO, Edgardo 1995-2002 (IF)
ALLEN, Neil 1979-1983 (RHP)
ALLENSWORTH, Jermaine 1998-99 (OF)
ALMON, Bill 1980, 1987 (IF)
ALMONTE, Edwin 2003 (RHP)
ALOMAR, Roberto, 2002-2003 (2B)
ALOMAR, Sandy 1967 (SS)
ALOMAR, Jr., Sandy 2007 (C)
ALONSO, PETE 2019- (IF)
ALOU, Jesus 1975 (OF)
ALOU, Moises 2007-2008 (OF)
ALTHERR, Aaron 2019 (OF)
ALTMAN, George 1964 (OF)
ALVARADO, Luis 1977 (2B)
ALVAREZ, Dario 2014-2016 (LHP)
AMBRES, Chip 2007 (OF)
ANDERSON, Craig 1962-1964 (RHP)
ANDERSON, Jason 2003 (RHP)
ANDERSON, Marlon 2005, 2007-09 (IF)
ANDERSON, Rick 1986 (RHP)
ANKIEL, Rick 2013 (OF)
AOKI, Norichika 2017 (OF)
APODACA, Bob 1973-1979 (RHP)
APPIER, Kevin 2001 (RHP)
ARIAS, Joaquin 2010 (IF)
ARMAS, Jr., Tony 2008 (RHP)
ARRIGO, Gerry 1966 (LHP)
ASHBURN, Richie 1962 (OF)
ASHFORD, Tucker 1983 (IF)
ASPRMONTE, Bob 1971 (IF)
ASTACIO, Pedro 2002-2003 (RHP)
ATCHINSON, Scott 2013 (RHP)
AVILÁN, Luis 2019 (RHP)
AYALA, Benny 1974-1976 (OF)
AYALA, Luis 2008 (RHP)
AYBAR, Manny 2005 (RHP)

B (105)

BACKMAN, Wally 1980-1988 (IF)
BACSIK, Mike 2002-2003 (LHP)
BAERGA, Carlos 1996-1998 (IF)
BAEZ, Kevin 1990, 1992-1993 (IF)
BAILOR, Bob 1981-1983 (IF)
BALDWIN, Billy 1976 (OF)
BALDWIN, James 2004 (RHP)
BALDWIN, Rick 1975-1977 (RHP)
BANNISTER, Brian 2006 (RHP)
BARAJAS, Rod 2010 (C)
BARNES, Lute 1972-1973 (IF)
BARRY, Jeff 1995 (OF)
BASHLOR, Tyler 2018-2019 (RHP)
BASS, Kevin 1992 (OF)
BASTARDO, Antonio 2016 (LHP)
BATISTA, Miguel 2011-2012 (RHP)

BAUMANN, Buddy 2018 (LHP)
BAUTA, Ed 1963-1964 (RHP)
BAUTISTA, Gerson 2018 (RHP)
BAUTISTA, José 2018 (OF)
BAXTER, Mike 2011-2013 (OF)
BAY, Jason 2010-2012 (OF)
BEANE, Billy 1984-1985 (OF)
BEARNARTH, Larry 1963-1966 (RHP)
BEATO, Pedro 2011-2012 (RHP)
BEATTY, Blaine 1989-1991 (LHP)
BEAUCHAMP, Jim 1972-1973 (1B)
BECK, Chris 2018 (RHP)
BECKER, Rich 1998 (OF)
BELL, Derek 2000 (OF)
BELL, Gus 1962 (OF)
BELL, Heath 2004-2006 (RHP)
BELL, Jay 2003 (IF)
BELTRÁN, Carlos 2005-2011 (OF)
BELTRAN, Rigo 1998-1999 (LHP)
BENITEZ, Armando 1999-2003 (RHP)
BENNETT, Dennis 1967 (LHP)
BENNETT, Gary 2001 (C)
BENSON, Kris 2004 (RHP)
BENTON, Butch 1978-1980 (C)
BERENGUER, Juan 1978-1980 (RHP)
BERENYI, Bruce 1984-1986 (RHP)
BERNARD, Dwight 1978-1979 (RHP)
BERRA, Yogi 1965 (C)
BERROA, Angel 2009 (IF)
BETANCES, DELLIN 2020- (RHP)
BETHKE, Jim 1965 (RHP)
BIESER, Steve 1997 (OF)
BIRKBECK, Mike 1995 (RHP)
BISHOP, Mike 1983 (C)
BLAIR, Willie 1998 (RHP)
BLACK, Vic 2013-2014 (RHP)
BLANCO, Henry 2010 (C)
BLEVINS, Jerry 2015-2018 (LHP)
BLOCKER, Terry 1985 (OF)
BOCHY, Bruce 1982 (C)
BOGAR, Tim 1993-1996 (IF)
BOHANON, Brian 1997-1998 (LHP)
BOISCLAIR, Bruce 1974,1976-79 (OF)
BOITANO, Dan 1981 (RHP)
BOMBACK, Mark 1980 (RHP)
BONILLA, Bobby 1992-95, 1999 (IF)
BORDICK, Mike 2000 (SS)
BORLAND, Toby 1997 (RHP)
BOSCH, Don 1967-1968 (OF)
BOSTON, Daryl 1990-1992 (OF)
BOSWELL, Ken 1967-1974 (2B)
BOTTAICO, Ricky 2004 (RHP)
BOUCHEE, Ed 1962 (1B)
BOWA, Larry 1985 (SS)
BOYER, Blaine 2011 (RHP)
BOYER, Ken 1966-1967 (3B)
BRACH, Brad 2019-2020 (RHP)
BRADFORD, Chad 2006 (RHP)
BRADFORD, Chasen 2017 (RHP)
BRADLEY, Mark 1983 (OF)
BRAGG, Darren 2001 (OF)
BRAZELL, Craig 2004 (IF)
BRESSOUD, Ed 1966 (SS)
BROADWAY, Lance 2009 (RHP)
BROGNA, Rico 1994-1996 (1B)
BROOKS, Hubie 1980-84, 1991 (IF)
BROSS, Terry 1991 (RHP)
BROXTON, Keon 2019 (OF)
BROWN, Andrew 2013-2014 (OF)
BROWN, Emil 2009 (OF)

BROWN, Kevin 1990 (LHP)
BROWN, Leon 1976 (OF)
BRUCE, Jay 2016-2018 (OF)
BRUHERT, Mike 1978 (RHP)
BUCHANAN, Brian 2004 (OF)
BUCHKE, Jerry 1967-1968 (2B)
BUCHHOLTZ, Taylor 2011 (RHP)
BUCK, John 2013 (C)
BUFORD, Damon 1995 (OF)
BURGOS, Ambiorix 2007 (RHP)
BURKE, Greg 2013 (RHP)
BURKE, Tim 1991-1992 (RHP)
BURNITZ, Jeremy 1993-94, 02-03 (OF)
BURREIGHT, Larry 1963-1964 (IF)
BURRIS, Ray 1979-1980 (RHP)
BUTLER, Brett 1995 (OF)
BYRD, Marlon 2013 (OF)
BYRD, Paul 1995-1996 (RHP)
BYRDAK, Tim 2011-2013 (LHP)

C (86)

CABRERA, Asdrúbal 1962-2018 (IF)
CAIRO, Miguel 2005 (IF)
CALLAHAN, Jamie 2017- (RHP)
CAMERON, Mike 2004-2005 (OF)
CAMMACK, Eric 2000 (RHP)
CAMPBELL, Eric 2014-2016 (1B)
CANCEL, Robinson 2008-2009 (C)
CANDELARIA, John 1987 (LHP)
CANGELOSI, John 1994 (OF)
CANNIZZARO, Chris 1962-1965 (C)
CANÓ, ROBINSON 2019- (IF)
CAPRA, Buzz 1971-1973 (RHP)
CAPUANO, Chris 2011 (LHP)
CARDENAL, Jose 1979-1980 (OF)
CARLYLE, Buddy 2014-2015 (RHP)
CARDWELL, Don 1967-1970 (RHP)
CARMEL, Duke 1963 (1B)
CARR, Chuck 1990-1991 (OF)
CARRASCO, D.J. 2011-2012 (RHP)
CARREON, Mark 1987-1991 (OF)
CARSON, Rob 2012-2013 (LHP)
CARTER, Chris 2010 (OF)
CARTER, Gary 1985-1989 (C)
CASANOVA, Raul 2008 (C)
CASTILLO, Alberto 1995-1998 (C)
CASTILLO, Juan 1994 (RHP)
CASTILLO, Luis 2007-2010 (IF)
CASTILLO, Tony 1991 (LHP)
CASTRO, MIGUEL 2020- (RHP)
CASTRO, Ramon 2005-2009 (C)
CATALANOTTO, Frank 2010 (OF)
CECCHINI, Gavin 2016-2017 (IF)
CECILIANI, Darrell 2015 (OF)
CEDENO, Roger 1999, 2002-03 (OF)
CEDENO, Ronny 2012 (IF)
CENTENO, Juan 2013-2014 (C)
CERDA, Jamie 2002-2003 (LHP)
CERONE, Rick 1991 (C)
CÉSPEDES, Yoenis 2015-2020 (OF)
CHACON, Elio 1962 (IF)
CHANCE, Dean 1970 (RHP)
CHAPMAN, Kelvin 1979, 1984-85 (IF)
CHARLES, Ed 1967-1969 (3B)
CHAVEZ, Endy 2006-2008 (OF)
CHEN, Bruce 2001-2002 (LHP)
CHILES, Rich 1973 (OF)
CHITI, Harry 1962 (C)
CHIRINOS, Robinson 2020 (C)

CHRISTENSEN, John 1984-1985 (OF)
 CHRISTENSEN, McKay 2002 (OF)
 CHRISTOPHER, Joe 1962-1965 (OF)
 CHURCH, Ryan 2008-2009 (OF)
 CISCO, Galen 1962-1965 (RHP)
 CLARK, Brady 2002, 2008 (OF)
 CLARK, Mark 1996-1997 (RHP)
 CLARK, Tony 2003 (IF)
 CLENDENON, Donn 1969-1971 (1B)
 CLINES, Gene 1975 (OF)
 CLIPPARD, Tyler 2015 (RHP)
 CLONTZ, Brad 1998 (RHP)
 COLEMAN, Clarence 1962-63, 1966 (C)
 COLEMAN, Vince 1991-1993 (OF)
 COLLAZO, Willie 2007 (LHP)
 COLLINS, Kevin 1965, 1967-69 (IF)
 COLÓN, Bartolo 2014-2016 (RHP)
 CONE, David 1987-92, 2003 (RHP)
CONFORTO, MICHAEL 2015- (OF)
 CONFINE, Jeff 2007 (1B)
 CONLON, P.J. 2018 (LHP)
 CONNORS, Bill 1967-1968 (RHP)
 COOK, Cliff 1962-1963 (OF)
 COOK, Dennis 1998-2001 (LHP)
 COPELAND, Scott 2018 (RHP)
 CORA, Alex 2009-2010 (IF)
 CORCORAN, Tim 1986 (1B)
 CORDELL, Ryan 2020 (OF)
 COREY, Mark 2001-2002 (RHP)
 CORNEJO, Mardie 1978 (RHP)
 CORNELIUS, Reid 1995 (RHP)
 COWAN, Billy 1965 (OF)
 COWGILL, Collin 2013 (OF)
 CRAIG, Roger 1962-1963 (RHP)
 CRAM, Jerry 1974-1975 (RHP)
 CRAWFORD, Joe 1997 (LHP)
 CUBBAGE, Mike 1981 (IF)
 CUDDYER, Michael 2015 (OF)



Donn Clendenon

D (43)

D'AMICO, Jeff 2002 (RHP)
 d'ARNAUD, Travis 2013-2019 (C)
 DARENSBOURG, Vic 2004 (LHP)
 DARLING, Ron 1983-1991 (RHP)
 DAUBACH, Brian 2005 (OF)
 DAVIAULT, Ray 1962 (RHP)
 DAVIS, Ike 2010-2014 (1B)
DAVIS, J.D. 2019- (OF)
 DAVIS, Kane 2002 (RHP)
 DAVIS, Rajai 2019 (OF)
 DAVIS, Tommy 1967 (OF)

DE AZA, Alejandro 2016 (OF)
deGROM, JACOB 2014- (RHP)
 DeJEAN, Mike 2004-2005 (RHP)
 DeMERIT, John 1962 (OF)
 DESSENS, Elmer 2009-2010 (RHP)
 DePASTINO, Joe 2003 (C)
 DELGADO, Carlos 2006-2009 (1B)
 DELGADO, Wilson 2004 (IF)
 den DEKKER, Matt 2013-2014, 2018 (OF)
 DENEHY, Bill 1967 (RHP)
 DEWEY, Mark 1992 (RHP)
 DIAZ, Carlos 1982-1983 (LHP)
DIAZ, EDWIN 2019- (RHP)
 DIAZ, Mario 1990 (IF)
 DIAZ, Victor 2004-2006 (OF)
 DICKEY, R.A. 2010-2012 (RHP)
 DIFELICE, Mike 2005-2007 (C)
 DILAURO, Jack 1969 (LHP)
 DILLON, Steve 1963-1964 (LHP)
 DIPOTO, Jerry 1995-1996 (RHP)
 DONNELLS, Chris 1991-1992 (IF)
 DOTEL, Octavio 1999 (RHP)
 DOZIER, Brian 2020 (IF)
 DOZIER, D.J. 1992 (OF)
 DRAKE, Sammy 1962 (2B)
 DRAPER, Mike 1993 (RHP)
 DUDA, Lucas 2010-2017 (1B)
 DUNCAN, Jeff 2003-2004 (OF)
 DUNSTON, Shawon 1999 (OF)
 DWYER, Jim 1976 (OF)
 DYER, Duffy 1968-1974 (C)
 DYKSTRA, Lenny 1985-1989 (OF)

E (20)

EASLEY, Damion 2007-2008 (IF/OF)
 EDENS, Tom 1987 (RHP)
 EDGIN, Josh 2012-2017 (LHP)
 EGBERT, Jack 2012 (RHP)
 EILERS, Dave 1965-1966 (RHP)
 ELLIOT, Larry 1964, 1966 (OF)
 ELLIS, Dock 1979 (RHP)
 ELSTER, Kevin 1986-1992 (SS)
 EMAUS, Brad 2011 (IF)
 ERICKSON, Scott 2004 (RHP)
 ESCOBAR, Alex 2001 (OF)
 ESPINOSA, Nino 1974-1978 (RHP)
 ESPINOZA, Alvaro 1996 (IF)
 ESTES, Shawn 2002 (LHP)
 ESTRADA, Chuck 1967 (RHP)
 ESTRADA, Francisco 1971 (C)
 EVANS, Nick 2008-2011 (OF)
 EVANS, PhilIP 2017-2018 (INF)
 EVELAND, Dana 2014 (LHP)
 EVERETT, Carl 1995-1997 (OF)

F (41)

FABREGAS, Jorge 1998 (C)
 FALCONE, Pete 1979-1982 (LHP)
FAMILIA, JEURYS 2012- (RHP)
 FARNSWORTH, Kyle 2014 (RHP)
 FELICIANO, Jesus 2010 (OF)
 FELICIANO, Pedro 2002-04, 2006-10, 2013 (LHP)
 FERNANDEZ, Chico 1963 (SS)
 FERNANDEZ, Sid 1984-1993 (LHP)
 FERNANDEZ, Tony 1993 (IF)
 FERRER, Sergio 1978-1979 (IF)
 FIGUEROA, Nelson 2008-09 (RHP)
 FILER, Tom 1992 (RHP)

FISHER, Jack 1964-1967 (RHP)
 FITZGERALD, Mike 1983-1984 (C)
 FITZMAURICE, Shaun 1966 (OF)
 FLEXEN, CHRIS 2017-2019 (RHP)
 FLORENCE, Don 1995 (LHP)
 FLORES, Gil 1978-1979 (OF)
 FLORES, Wilmer 2013-2018 (IF)
 FLOYD, Cliff 2003-2006 (OF)
 FLYNN, Doug 1977-1981 (IF)
 FOLI, Tim 1970-71, 1978-79 (IF)
 FOLKERS, Rich 1970 (LHP)
 FONT, Wilmer 2019 (RHP)
 FORDYCE, Brook 1995 (C)
 FORTUNATO, Bartolome 2004-06 (RHP)
 FOSS, Larry 1962 (RHP)
 FOSSUM, Casey 2009 (LHP)
 FOSTER, George 1982-1986 (OF)
 FOSTER, Leo 1976-1977 (IF)
 FOY, Joe 1970 (3B)
 FRANCISSCO, Frank 2012-13 (RHP)
 FRANCO, John 1990-2004 (LHP)
 FRANCO, Julio 2006-2007 (IF)
 FRANCO, Matt 1996-2000 (IF)
 FRANCOEUR, Jeff 2009-2010 (OF)
 FRAZIER, Todd 2018-2020 (IF)
 FREGOSI, Jim 1972-1973 (3B)
 FRIEND, Bob 1966 (RHP)
 FRSELLA, Danny 1967-1972 (RHP)
 FYHRIE, Mike 1996 (RHP)

G (62)

GAFF, Brent 1982-1984 (RHP)
 GAGNON, DREW 2018-2019 (RHP)
 GALLAGHER, Bob 1975 (OF)
 GALLAGHER, Dave 1992-1993 (OF)
 GARCIA, Danny 2003-2004 (IF)
 GARCIA, Karim 2004 (OF)
 GARDENHIRE, Ron 1981-1985 (SS)
 GARDNER, Jeff 1991 (IF)
 GARDNER, Rob 1965-1966 (LHP)
 GARDNER, Wes 1984-1985 (RHP)
 GARRETT, Wayne 1969-1976 (3B)
 GASPAR, Rod 1969-1970 (OF)
 GEE, Dillon 2010-2015 (RHP)
 GENTRY, Gary 1969-1972 (RHP)
 GERMAN, Gonzalez 2013-2014 (RHP)
 GIBBONS, John 1984, 1986-87 (C)
 GIBSON, Bob 1987 (RHP)
 GIBSON, Paul 1992-1993 (LHP)
 GILBERT, Shawn 1997-1998 (IF)
 GILES, Brian 1981-1983 (IF)
 GILKEY, Bernard 1996-1998 (OF)
 GILMARTIN, Sean 2015-2017 (LHP)
 GIMÉNEZ, Andrés 2020 (IF)
 GINSBERG, Joe 1962 (C)
 GINTER, Matt 2004 (RHP)
 GLAVINE, Mike 2003 (IF)
 GLAVINE, Tom 2003-2007 (LHP)
 GLYNN, Ed 1979-1980 (LHP)
 GOEDDEL, Erik 2014-2017 (RHP)
 GÓMEZ, Carlos 2007, 2019 (OF)
 GONDER, Jesse 1963-1965 (C)
 GONZÁLEZ, Adrián 2018 (IF)
 GONZALEZ, Dicky 2001-2002 (RHP)
 GONZALEZ, Jeremi 2006 (RHP)
 GONZALEZ, Raul 2002-2003 (OF)
 GOODEN, Dwight 1984-1994 (RHP)
 GOOSSEN, Greg 1965-1968 (C)
 GORMAN, Tom 1982-1985 (LHP)
 GOSGER, Jim 1969, 1973-74 (OF)
 GOTAY, Ruben 2007 (IF)

GOZZO, Mauro 1993-1994 (RHP)
 GRAHAM, Bill 1967 (RHP)
 GRAHAM, Wayne 1964 (3B)
 GRANDERSON, Curtis 2014-2017 (OF)
 GRAVES, Danny 2005 (RHP)
 GREEN, Andy 2009 (IF)
 GREEN, Dallas 1966 (RHP)
 GREEN, Pumpsie 1963 (3B)
 GREEN, Sean 2009 (RHP)
 GREEN, Shawn 2006-2007 (1B/OF)
 GREENE, Charlie, 1996 (C)
 GREER, Kenny 1993 (RHP)
 GRIEVE, Tom 1978 (OF)
 GRIFFITHS, Jeremy 2003-2004 (RHP)
 GROTE, Jerry 1966-1977 (C)
 GRZENDA, Joe 1967 (LHP)
GSELLMAN, ROBERT 2016- (RHP)
 GUETTERMAN, Lee 1992 (LHP)
GUILLORME, LUIS 2018- (IF)
 GUNDERSON, Eric 1994-1995 (LHP)
 GUTHRIE, Mark 2002 (LHP)
 GUTIERREZ, Ricky 2004 (IF)

H (90)

HAGGERTY, Sam 2019 (IF)
 HAHN, Don 1971-1974 (OF)
 HAIRSTON, Scott 2011-2012 (OF)
 HALL, Tom 1975-1976 (LHP)
 HALTER, Shane 1999 (IF)
 HAMILTON, Billy 2020 (OF)
 HAMILTON, Darryl 1999-2001 (OF)
 HAMILTON, Jack 1966-1967 (RHP)
 HAMPSON, Justin, 2012 (LHP)
 HAMPTON, Ike 1974 (C)
 HAMPTON, Mike 2000 (LHP)
 HAMULACK, Tim 2005 (LHP)
 HANEY, Todd 1998 (IF)
 HANHOLD, Eric 2018- (RHP)
 HARANG, Aaron 2013 (RHP)
 HARDTKE, Jason 1996-1997 (IF)
 HARE, Shawn 1994 (OF)
 HARKNESS, Tim 1963-1964 (1B)
 HARNISCH, Pete 1995-1997 (RHP)
 HARRELSON, Bud 1965-1977 (SS)
 HARRIS, Greg 1981 (RHP)
 HARRIS, Willie 2011 (OF)
 HARRIS, Lenny 1998, 2000-2001 (IF)
 HART, Donnie 2019 (LHP)
 HARTS, Greg 1973 (PH)
 HARVEY, Matt 2012-2018 (RHP)
 HASSLER, Andy 1979 (LHP)
 HAUSMAN, Tom 1978-1982 (RHP)
 HAWKINS, LaTroy 2013 (RHP)
 HEARN, Ed 1986 (C)
 HEBNER, Richie 1979 (3B)
 HECHAVARRIA, Adeiny 2019 (IF)
 HEEP, Danny 1983-1986 (OF)
 HEFNER, Jeremy 2012-2013 (RHP)
 HEIDEMANN, Jack 1975-1976 (IF)
 HEILMAN, Aaron 2003-2008 (RHP)
 HEISE, Bob 1967-1969 (IF)
 HENDERSON, Jim 2016 (RHP)
 HENDERSON, Ken 1978 (OF)
 HENDERSON, Rickey 1999-00 (OF)
 HENDERSON, Steve 1977-1980 (OF)
 HENDLEY, Bob 1967 (LHP)
 HENN, Sean 2013 (LHP)
 HENNIGAN, Phil 1973 (RHP)
 HENRY, Doug 1995-1996 (RHP)
 HEPLER, Bill 1966 (LHP)
 HERBEL, Ron 1970 (RHP)

HEREDIA, Felix 2005 (LHP)
 HEREDIA, Guillermo 2020 (OF)
 HERNANDEZ, Anderson 2005-07, 2009 (IF)
 HERNANDEZ, Keith 1983-1989 (1B)
 HERNANDEZ, Livan 2009 (RHP)
 HERNANDEZ, Luis 2010 (IF)
 HERNANDEZ, Manny 1989 (RHP)
 HERNANDEZ, Orlando 2006-08 (RHP)
 HERNANDEZ, Roberto 2005-06 (RHP)
 HERR, Tom 1990-1991 (2B)
 HERRERA, Daniel 2011-2012 (LHP)
 HERRERA, Dilson 2014-2015 (IF)
 HERRSCHER, Rick 1962 (IF)
 HERSHISER, Orel 1999 (RHP)
 HESSMAN, Mike 2010 (IF)
 HICKMAN, Jim 1962-1966 (OF)
 HICKS, Joe 1963 (OF)
 HIDALGO, Richard 2004 (OF)
 HIETPAS, Joe 2004 (C)
 HILLER, Chuck 1965-1967 (IF)
 HILLMAN, Dave 1962 (RHP)
 HILLMAN, Eric 1992-1994 (LHP)
 HINCHLIFFE, Brett 2001 (RHP)
 HINSLEY, Jerry 1964, 1967 (RHP)
 HODGES, Gil 1962-1963 (1B)
 HODGES, Ron 1973-1984 (C)
 HOLMAN, Scott 1980, 1982-83 (RHP)
 HOOK, Jay 1962-1964 (RHP)
 HOUSIE, Wayne 1993 (OF)
 HOWARD, Mike 1981-1983 (OF)
 HOWELL, Pat 1992 (OF)
 HU, Chin-lung 2011 (IF)
 HUDEK, John 1998 (P)
 HUDSON, Jesse 1969 (LHP)
 HUGHES, Keith 1990 (OF)
 HUGHES, Jared 2020 (RHP)
 HUMBER, Philip 2006-2007 (RHP)
 HUNDLEY, Todd 1990-1998 (C)
 HUNT, Ron 1963-1966 (2B)
 HUNTER, Willard 1962, 1964 (LHP)
 HURDLE, Clint 1983, 1985, 1987 (C)
 HURST, Jonathan 1994 (RHP)
 HUSKEY, Butch 1993, 1995-98 (OF)



Todd Hundley

I (4)

IGARASHI, Ryota 2010 2011 (RHP)
 INNIS, Jeff 1987-1993 (RHP)
 ISHII, Kazuhisa 2005 (LHP)
 ISRINGHAUSEN, Jason 95-99, 11 (RHP)

J (29)

JACKSON, Al 1962-65, 68-69 (LHP)
 JACKSON, Austin 2018 (OF)
 JACKSON, Darrin 1993 (OF)
 JACKSON, Roy Lee 1977-1980 (RHP)
 JACOBS, Mike 2005, 2010 (IF)
 JACOME, Jason 1994-1995 (LHP)
 JEFFERIES, Gregg 1987-1991 (IF)
 JEFFERSON, Stanley 1986 (OF)
 JELIC, Chris 1990 (C)
 JOHNSON, Ben 2007 (OF)
 JOHNSON, Bob D. 1969 (RHP)
 JOHNSON, Bob W. 1967 (IF)
 JOHNSON, Howard 1985-1993 (IF)
 JOHNSON, Kelly 2015-2016 (IF)
 JOHNSON, Lance 1996-1997 (OF)
 JOHNSON, Mark, 2000-2001 (IF)
 JOHNSON, Rob 2012 (C)
 JONES, Barry 1992 (RHP)
 JONES, Bobby J. 1993-2000 (RHP)
 JONES, Bobby M. 2000-2002 (LHP)
 JONES, Chris 1995-1996 (OF)
 JONES, Cleon 1963, 1965-75 (OF)
 JONES, Randy 1981-1982 (LHP)
 JONES, Ross 1984 (SS)
 JONES, Sherman 1962 (RHP)
 JORDAN, Ricardo 1997 (LHP)
 JORGENSEN, Mike 68, 70-71, 80, 83 (1B)
 JULIO, Jorge 2006 (RHP)
 JURADO, Ariel 2020 (RHP)

K (25)

KACZMARSKI, Kevin 2018 (OF)
 KAISER, Jeff 1993 (LHP)
 KANEHL, Rod 1962-1964 (IF)
 KASHIWADA, Takashi 1997 (LHP)
 KELLY, Ty 2016-2018 (IF)
 KENT, Jeff 1992-1996 (IF)
 KEPPINGER, Jeff 2004-2005 (IF)
KILOME, FRANKLYN 2020- (RHP)
 KINGMAN, Dave 75-77, 81-83 (IF/OF)
 KINKADE, Mike 1998-2000 (IF)
 KIRBY, Wayne 1998 (OF)
 KLAUS, Bobby 1964-65 (IF)
 KLEVEN, Jay 1976 (C)
 KLIMCHOCK, Lou 1966 (PH)
 KNIGHT, Brandon 2008 (RHP)
 KNIGHT, Ray 1984-86 (3B)
 KOBEL, Kevin 1978-80 (LHP)
 KOLB, Gary 1965 (OF)
 KOMIYAMA, Satoru 2002 (RHP)
 KOO, Dae-Sung 2005 (LHP)
 KOONCE, Cal 1967-70 (RHP)
 KOOSMAN, Jerry 1967-78 (LHP)
 KRANEPOOL, Ed 1962-79 (1B)
 KROLL, Gary 1964-65 (RHP)
 KUNZ, Eddie 2008 (RHP)

L (47)

LABINE, Clem 1962 (RHP)
 LAFFEY, Aaron 2013 (RHP)
 LAGARES, Juan 2013-2020 (OF)
 LAMABE, Jack 1967 (RHP)
 LAMB, David 2000 (IF)
 LANDRITH, Hobie 1962 (C)
 LANDRUM, Ced 1993 (OF)
 LANNAN, John 2014 (LHP)
 LARY, Frank 1964-1965 (RHP)

LATHAM, Bill 1985 (LHP)
 LAWRENCE, Brian 2007 (RHP)
 LAWTON, Matt 2001 (OF)
 LEACH, Terry 1981-82, 85-89 (RHP)
 LEATHERSICH, Jack 2015 (LHP)
 LEARY, Tim 1981, 1983-1984 (RHP)
 LEDEE, Ricky 2006-2007 (OF)
 LEDESMA, Aaron 1995 (IF)
 LEITER, Al 1998-2004 (LHP)
 LEWIS, Fred 2012 (OF)
 LEWIS, Johnny 1965-1967 (OF)
 LIDDELL, Dave 1990 (C)
 LIDLE, Cory 1997 (RHP)
 LIMA, Jose 2006 (RHP)
 LINDEMAN, Jim 1994 (OF/1B)
 LINTON, Doug 1994 (RHP)
 LINZ, Phil 1967-1968 (2B)
 LITTLE, Mark 2002 (OF)
 LLOYD, Graeme 2003 (LHP)
 LOBATON, Jose 2018 (C)
 LOCKE, Ron 1964 (LHP)
 LOCKETT, Walker 2019-2020 (RHP)
 LOCKWOOD, Skip 1975-1979 (RHP)
 Lo DUCA, Paul 2006-2007 (C)
 LOLICH, Mickey 1976 (LHP)
 LONEY, James 2016 (IF)
 LOMBARDI, Phil 1989-1990 (C)
 LOMON, Kevin 1995 (RHP)
 LONG, Terrence 1998-1999 (OF)
 LOOPER, Braden 2004-2005 (RHP)
 LOPEZ, Luis 1997-1999 (IF)
 LOWRIE, Jed 2019-2020 (IF)
LUGO, SETH 2016- (RHP)
 LUPLOW, Al 1966-1967 (OF)
 LUTZ, Zach 2012-2013 (IF)
 LYNCH, Ed 1980-1986 (RHP)
 LYON, Brandon 2013 (OF)
 LYONS, Barry 1986-1990 (C)

M (111)

MacDONALD, Bob 1996 (LHP)
 MacKENZIE, Ken 1962-1963 (LHP)
 MACHADO, Julio 1989-1990 (RHP)
 MADDOX, Elliott 1978-1980 (OF)
 MADDUX, Mike 1993-1994 (RHP)
 MAGADAN, Dave 1986-1992 (IF)
 MAHOMES, Pat 1999-2000 (RHP)
 MAINE, John 2006-2010 (RHP)
 MANGUAL, Pepe 1976-1977 (OF)
 MANKOWSKI, Phil 1980, 1982 (3B)
 MANN, Jim 2000 (RHP)
 MANTILLA, Felix 1962 (IF)
 MANUEL, Barry 1997 (RHP)
 MANZANILLO, Josias 93-95, 98-99 (RHP)
 MARCUM, Shaun 2013 (RHP)
 MARISNICK, Jake 2020 (OF)
 MARRERO, Eli 2006 (C)
 MARSHALL, Dave 1970-1972 (OF)
 MARSHALL, Jim 1962 (1B)
 MARSHALL, Mike 1981 (RHP)
 MARSHALL, Mike A. 1990 (OF)
 MARTIN, J.C. 1968-1969 (C)
 MARTIN, Jerry 1984 (OF)
 MARTIN, Tom 2001 (LHP)
 MARTINEZ, Fernando 2009-11 (OF)
 MARTINEZ, Pedro A. 1996 (LHP)
 MARTINEZ, Pedro J. 2005-08 (RHP)
 MARTINEZ, Ramon 2008-2009 (IF)
 MARTINEZ, Teddy 1970-1974 (IF)
 MASON, Roger 1994 (RHP)
 MATLACK, Jon 1971-1977 (LHP)

MATSUI, Kazuo 2004-2006 (IF)
 MATSUZAKA, Daisuke 2013-2014 (RHP)
 MATTHEWS JR., Gary 2002, 2010 (OF)
 MATTHEWS, Mike 2005 (LHP)
 MATZ, Steven 2015-2020 (LHP)
 MAY, Jerry 1973 (C)
 MAYBERRY, John 2015 (OF)
 MAZZA, Chris 2019 (RHP)
 MAYNE, Brent 1996 (C)
 MAYS, Willie 1972-1973 (OF)
 MAZZILLI, Lee 1976-81, 86-89 (OF)
 McANDREW, Jim 1968-1973 (RHP)
 McClURE, Bob 1988 (LHP)
 McCRAY, Rodney 1992 (OF)
 McDANIEL, Terry 1991 (OF)
 McDOWELL, Roger 1985-1989 (RHP)
 McELROY, Chuck 1999 (LHP)
 McEWING, Joe 2000-2004 (IF/OF)
 McGOWAN, Kevin 2017 (RHP)
 McGRAW, Tug 1965-67, 69-74 (LHP)
 McGUIRE, Ryan 2000 (OF)
 McHUGH, Collin 2012-2013 (RHP)
 McKNIGHT, Jeff 1989, 1992-94 (IF)
 McMICHAEL, Greg 1997-1999 (RHP)
 McMILLAN, Roy 1964-1966 (IF)
McNEIL, JEFF 2018- (IF/OF)
 McRAE, Brian 1997-1999 (OF)
 McREYNOLDS, Kevin 87-91, 94 (OF)
 MEDICH, George 1977 (RHP)
 MEJIA, Jenry 2010-2015 (RHP)
 MENDOZA, Carlos 1997 (OF)
 MERCADO, Orlando 1990 (C)
 MESORACO, Devin 2018 (C)
 METZGER, Butch 1978 (RHP)
 MIDDLEBROOK, Jason 2002 (RHP)
 MIENTKIEWICZ, Doug 2005 (IF)
 MILLAN, Felix 1973-1977 (2B)
 MILLEDGE, Lastings 2006-2007 (OF)
 MILLER, Bob G. 1962 (LHP)
 MILLER, Bob L. 1962, 1973-74 (RHP)
 MILLER, Dyar 1980-1981 (RHP)
 MILLER, Keith 1987-1991 (IF/OF)
 MILLER, Larry 1965-1966 (LHP)
 MILLIARD, Ralph 1998 (IF)
 MILLIGAN, Randy 1987 (OF)
 MILNER, John 1971-1977 (OF)
 MILONE, Tommy 2017 (LHP)
 MINOR, Blas 1995-1996 (RHP)
 MISCH, Pat 2009-2011 (LHP)
 MITCHELL, John 1986-1989 (RHP)
 MITCHELL, Kevin 1984, 1986 (OF)
 MIZELL, Wilmer 1962 (LHP)
 MLICKI, Dave 1995-1998 (RHP)
 MOFORD, Herb 1962 (RHP)
 MOLINA, Gustavo 2008 (C)
 MONELL, Johnny 2015 (C)
 MONTANEZ, Willie 1978-1979 (1B)
 MONTERO, Rafael 2014-2018 (RHP)
 MOOCK, Joe 1967 (3B)
 MOORE, Tommy 1972-1973 (RHP)
 MOORHEAD, Bob 1962, 1965 (RHP)
 MORA, Melvin 1999-2000 (OF)
 MORALES, Jerry 1980 (OF)
 MORAN, Al 1963-1964 (IF)
 MORENO, Jose 1980 (IF)
 MORENO, Orber 2003-2004 (RHP)
 MORGAN, Kevin 1997 (IF)
 MORRIS, Akeel 2015 (RHP)
 MOTA, Guillermo 2006-2007 (RHP)
 MUNIZ, Carlos 2007-2008 (RHP)
 MUNO, Danny 2015 (IF)
 MURPHY, Bill 1966 (OF)

MURPHY, Daniel 2008-2015 (IF)
 MURRAY, Dan 1999 (RHP)
 MURRAY, Dale 1978-1979 (RHP)
 MURRAY, Eddie 1992-1993 (IF)
 MUSGRAVES, Dennis 1965 (RHP)
 MUSSELMAN, Jeff 1989-1990 (LHP)
 MYERS, Randy 1985-1989 (LHP)
 MYRICK, Bob 1976-1978 (LHP)

N (23)

NADY, Xavier 2006 (OF)
 NAPOLEON, Dan 1965-1966 (OF)
 NAVARRO, Tito 1993 (IF)
 NEAL, Charlie 1962-1963 (IF)
 NEWHAN, David 2007 (OF)
 NICKES, Mike 2010-2012 (C)
NIDO, TOMÁS 2017- (C)
 NIEMANN, Randy 1985-1986 (LHP)
 NIESE, Jonathon 2008-2016 (LHP)
 NIEUWENHUIS, Kirk 2012-2015 (OF)
 NIEVE, Fernando 2009-2010 (RHP)
NIMMO, BRANDON 2016- (OF)
 NITKOWSKI, CJ 2001 (LHP)
 NIXON, Trot 2008 (OF)
 NOBOA, Junior 1992 (IF)
 NOGOSK, Stephen 2019 (RHP)
 NOLAN, Joe 1972 (C)
 NOMO, Hideo 1998-1999 (RHP)
 NORMAN, Dan 1977-1980 (OF)
 NUNEZ, Abraham 2008 (IF)
 NÚÑEZ, Eduardo 2020 (IF)
 NUNEZ, Edwin 1988 (RHP)
 NUNNALLY, Jon 2000 (OF)

O (23)

O'BRIEN, Charlie 1990-1993 (C)
 O'FLAHERTY, Eric 2015 (LHP)
 O'CONNOR, Mike 2011 (LHP)
 O'DAY, Darren 2009 (RHP)
 O'MALLEY, Tom 1989-1990 (IF)
 OCHOA, Alex 1995-1997 (OF)
 OFFERMAN, Jose 2005 (IF)
 OJEDA, Bob 1986-1990 (LHP)
 OLERUD, John 1997-1999 (IF)
 OLIVER, Darren 2006 (LHP)
 OLSON, Garrett 2012 (LHP)
 OQUENDO, Jose 1983-1984 (IF)
 ORDONEZ, Rey 1996-2002 (IF)
 OROSCO, Jesse 1979, 81-87 (LHP)
 ORSULAK, Joe 1993-1995 (OF)
 ORTIZ, Junior 1981-1983 (C)
 O'ROURKE, Ryan 2019 (LHP)
 OSTROSSER, Brian 1973 (SS)
OSWALT, COREY 2018- (RHP)
 OTERO, Ricky 1995 (OF)
 OTIS, Amos 1967, 1969 (OF)
 OWENS, Henry 2006 (RHP)
 OWNBEY, Rick 1982-1983 (RHP)

P (46)

PACELLA, John 1977, 1979-80 (RHP)
 PACIOREK, Tom 1985 (OF)
 PADILLA, Juan 2005-2008 (RHP)
 PAGAN, Angel 2008-2011 (OF)
 PANIK, Joe 2019 (IF)
 PAQUETTE, Craig 1998 (IF)
 PARK, Chan Ho 2007 (RHP)
 PARKER, Harry 1973-1975 (RHP)

PARKER, Rick 1994 (OF)
 PARNELL, Bobby 2008-2015 (RHP)
 PARRA, Jose 2004 (RHP)
 PASCUCCI, Valentino 2011 (OF)
 PARSONS, Tom 1964-1965 (RHP)
 PAULINO, Ronny 2011 (C)
 PAYTON, Jay 1998-2002 (OF)
 PECOTA, Bill 1992 (IF)
 PEDRIQUE, Al 1987 (IF)
 PELFREY, Mike 2006-2012 (RHP)
 PEMBERTON, Brock 1974-1975 (1B)
 PENA, Alejandro 1990-1991 (RHP)
 PEREZ, Timo 2000-2003 (OF)
 PEREZ, Oliver 2006-2010 (LHP)
 PEREZ, Yorkis 1997 (LHP)
 PERSON, Robert 1995-1996 (RHP)
 PETAGINE, Roberto 1996-1997(1B)
PETERSON, DAVID 2020- (LHP)
 PETERSON, Tim 2018-2019 (RHP)
 PFEIL, Bob 1969 (3B)
 PHILLIPS, Andy 2008 (IF)
 PHILLIPS, Tony 1998 (OF)
 PHILLIPS, Jason 2001-2004 (C)
 PHILLIPS, Mike 1975-1977 (IF)
 PIAZZA, Mike 1998-2005 (C)
 PIERSALL, Jim 1963 (OF)
 PIGNATANO, Joe 1962 (C)
 PILL, Tyler 2017 (RHP)
 PLAWECKI, Kevin 2015-2018 (C)
 PORCELLO, Rick 2020 (RHP)
 POUNDERS, Brooks 2019 (RHP)
 POWELL, Grover 1963 (LHP)
 PRATT, Todd 1997-2001 (C)
 PRIDIE, Jason 2011 (OF)
 PUIG, Rich 1974 (IF)
 PULEO, Charlie 1981-1982 (RHP)
 PULSPHER, Bill 1995-98, 2000 (LHP)
 PUTZ, J.J. 2009 (RHP)

Q (1)

QUINTANILLA, Omar 2012-2014 (IF)

R (61)

RAJSICH, Gary 1982-1983 (1B)
 RAMIREZ, Elvin 2012 (RHP)
 RAMÍREZ, Erasmo 2020 (RHP)
 RAMIREZ, Mario 1980 (IF)
 RAMIREZ, Neil 2017 (RHP)
 RAMIREZ, Ramon 2012 (RHP)
 RAMOS, A.J. 2017-2018 (RHP)
 RAMOS, Wilson 2019-2020 (C)
 RANDLE, Lenny 1977-1978 (IF)
 RANDOLPH, Willie 1992 (IF)
 RAUCH, Bob 1972 (RHP)
 RAUCH, Jon 2012 (RHP)
 REARDON, Jeff 1979-1981 (RHP)
 RECKER, Anthony 2013-2015 (C)
 REDDING, Tim 2009 (RHP)
 REDMAN, Prentice 2003 (OF)
 REED, Addison 2015-2017 (RHP)
 REED, Darren 1990 (OF)
 REED, Jeremy 2009 (OF)
 REED, Steve 2002 (RHP)
 REED, Rick 1997-2001 (RHP)
 REINHEIMER, Jack 2018 (IF)
 RELAFORD, Desi 2001 (IF)
 REMLINGER, Mike 1994-1995 (LHP)
 RENIFF, Hal 1967 (RHP)
 REYES, Argenis 2008 (IF)
 REYES, José 2003-2011, 2016-2018 (IF)

REYNOLDS, Matt 2016-2017 (IF)
 REYNOLDS, Ronn 1982-83, 1985 (C)
 REYNOLDS, Tom 1967 (OF)
 REYNOSO, Armando 1997-98 (RHP)
 RHAME, Jacob 2017-2019 (RHP)
 RIBANT, Dennis 1964-1966 (RHP)
 RICHARDSON, Gordon 1965-66 (LHP)
 RIGGAN, Jerrod 2000-2001 (RHP)
 RICE, Scott 2013-2014 (LHP)
 RINCON, Ricardo 2008 (LHP)
 RING, Royce 2005-2006 (LHP)
 RIVERA, Luis 1994 (IF)
 RIVERA, René 2016-2017, 2019-2020 (C)
 RIVERA, T.J. 2016-2017 (IF)
 ROACH, Jason 2003 (RHP)
 ROBERSON, Kevin 1996 (OF)
 ROBERTS, Dave 1981 (LHP)
 ROBERTS, Grant 2000-2004 (RHP)
 ROBLES, Hansel 2015-2018 (RHP)
 RODRIGUEZ, Francisco 2009-11 (RHP)
 RODRIGUEZ, Rich 2000 (LHP)
 ROGERS, Kenny 1999 (LHP)
 ROHR, Les 1967-1969 (LHP)
 ROJAS, Mel 1997-1998 (RHP)
 ROSADO, Luis 1977, 1980 (1B)
 ROSARIO, Amed 2017-2020 (IF)
 ROSE, Brian 2001 (RHP)
 ROSE, Don 1971 (RHP)
 ROTTINO, Vinny 2012 (C)
 ROWE, Don 1963 (LHP)
 RUGGIANO, Justin 2016 (OF)
 RUSCH, Glendon 1999-2001 (LHP)
 RUSTECK, Dick 1966 (LHP)
 RYAN, Nolan 1966, 1968-71 (RHP)

S (109)

SABERHAGEN, Bret 1992-95 (RHP)
 SADECKI, Ray 1970-74, 1977 (LHP)
 SALAS, Fernando 2016-2017 (RHP)
 SAMBITO, Joe 1985 (LHP)
 SAMUEL, Amado 1964 (IF)
 SAMUEL, Juan 1989 (IF)
 SÁNCHEZ, Ali 2020 (C)
 SANCHEZ, Duane 2006-2008 (RHP)
 SANCHEZ, Rey 2003 (IF)
 SANDERS, Ken 1975-1976 (RHP)
 SANTANA, Johan 2008-2013 (LHP)
 SANTANA, Rafael 1984-1987 (SS)
 SANTIAGO, Héctor 2019 (LHP)
 SANTIAGO, Jose 2005 (RHP)
 SANTOS, Omir 2009 (C)
 SASSER, Mackey 1988-1992 (C)
 SATIN, Josh 2011-2014 (IF)
 SAUNDERS, Doug 1993 (IF)
 SAUVEUR, Rich 1991 (LHP)
 SCARCE, Mac 1975 (LHP)
 SCHAFFER, Jim 1965 (C)
 SCHATZEDER, Dan 1990 (LHP)
 SCHIRALDI, Calvin 1984-1985 (RHP)
 SCHMELZ, Al 1967 (RHP)
 SCHNECK, Dave 1972-1974 (OF)
 SCHNEIDER, Brian 2008-2009 (C)
 SCHOENEWEIS, Scott 2007-08 (LHP)
 SCHOFIELD, Dick 1992 (SS)
 SCHOUER, Pete 1991-1994 (LHP)
 SCHREIBER, Ted 1963 (IF)
 SCHULZE, Don 1987 (RHP)
 SCHWINDEN, Chris 2011-12 (RHP)
 SCOTT, Mike 1979-1982 (RHP)
 SCUTARO, Marco 2002-2003 (IF)
 SEARAGE, Ray 1981 (LHP)

SEEVER, Tom 1967-77, 1983 (RHP)
 SEGUI, David 1994-1995 (1B)
 SELE, Aaron 2007 (RHP)
 SELMA, Dick 1965-1968 (RHP)
 SEMINARA, Frank 1994 (RHP)
 SEO, Jae 2002-2005 (RHP)
 SEWALD, Paul 2017-2020 (RHP)
 SHAMSKY, Art 1968-1971 (OF)
 SHAW, Bob 1966-1967 (RHP)
 SHAW, Don 1967-1968 (LHP)
 SHEFFIELD, Gary 2009 (OF)
 SHERRY, Norm 1963 (C)
 SHINJO, Tsuyoshi 2001, 2003 (OF)
 SHIPLEY, Craig 1989 (IF)
 SHIRLEY, Bart 1967 (2B)
 SHOPPACH, Kelly 2012 (C)
 SHORT, Bill 1968 (LHP)
 SHREVE, Chasen 2020 (LHP)
 SIEBERT, Paul 1977-1978 (LHP)
 SIMONS, Doug 1991 (LHP)
 SINGLETON, Ken 1970-1971 (OF)
 SISK, Doug 1982-1987 (RHP)
 SMITH, Bobby Gene 1962 (OF)
 SMITH, Charley 1964-1965 (3B)
 SMITH, Dick 1963-1964 (OF)
SMITH, DOMINIC 2017- (IF/OF)
SMITH, DREW 2018- (RHP)
 SMITH, Joe 2007-2008 (RHP)
 SMITH, Pete 1994 (RHP)
 SMOKER, Josh 2016-2017 (LHP)
 SNEAD, Esix 2002-2003 (OF)
 SNIDER, Duke 1963 (OF)
 SPAHN, Warren 1965 (LHP)
 SOLER, Alay 2006 (RHP)
 SOSA, Jorge 2007-2008 (RHP)
 SPEHR, Tim 1998 (C)
 SPENCER, Shane 2004 (OF)
 SPIERS, Bill 1995 (IF)
 SPRINGER, Steve 1992 (IF)
 SPRINGER, Dennis 2000 (RHP)
 STAHL, Larry 1967-1968 (OF)
 STAIGER, Roy 1975-1977 (3B)
 STALLARD, Tracy 1963-1964 (RHP)
 STANTON, Leroy 1970-1971 (OF)
 STANTON, Mike 2003-2004 (LHP)
 STAUFFER, Tim 2015 (RHP)
 STAUB, Rusty 1972-75, 81-85 (OF)
 STEARNS, John 1975-1984 (C)
 STEPHENSON, John 1964-1966 (C)
 STERLING, Randy 1974 (RHP)
 STINNETT, Kelly 1994-95, 2006 (C)
 STINSON, Josh 2011 (RHP)
 STOKES, Brian 2008-2009 (RHP)
 STONE, George 1973-1976 (LHP)
 STONER, Tobi 2009-2010 (RHP)
 STRANGE, Pat 2002-2003 (RHP)
 STRAWBERRY, Darryl 1983-90 (OF)
 STRICKLAND, Hunter 2020 (RHP)
 STRICKLAND, Scott 2002-2004 (RHP)
 STROHMAYER, John 1973-74 (RHP)
 STROM, Brent 1972 (LHP)
STROMAN, MARCUS 2019- (RHP)
 STUART, Dick 1966 (1B)
 STURDIVANT, Tom 1964 (RHP)
 SUDAKIS, Bill 1972 (C)
 SULLIVAN, Cory 2009 (OF)
 SULLIVAN, John 1967 (C)
 SUTHERLAND, Darrell 1964-1966 (RHP)
 SWAN, Craig 1973-1984 (RHP)
 SWARZAK, Anthony 2018 (RHP)
 SWITZER, Jon 2009 (LHP)
 SWEET, Rick 1982 (C)

SWOBODA, Ron 1965-1970 (OF)
SYNDERGAARD, NOAH 2015- (RHP)

T (54)

TABLER, Pat 1990 (OF)
 TAIJERON, Travis 2017 (OF)
 TAKAHASHI, Hisanori 2010 (LHP)
 TAKAHASHI, Ken 2009 (LHP)
 TAKATSU, Shingo 2005 (RHP)
 TAM, Jeff 1998-1999 (RHP)
 TANANA, Frank 1993 (LHP)
 TAPANI, Kevin 1989 (RHP)
 TARASCO, Tony 2002 (OF)
 TATE, Randy 1975 (RHP)
 TATIS, Fernando 2008-2010 (OF)
 TATUM, Jim 1998 (OF)
 TAVERAS, Frank 1979-1981 (SS)
 TAYLOR, Billy 1999 (LHP)
 TAYLOR, Hawk 1964-1967 (C)
 TAYLOR, Chuck 1972 (RHP)
 TAYLOR, Ron 1967-1971 (RHP)
 TAYLOR, Sammy 1962-1963 (C)
 TEAGARDEN, Taylor 2014 (C)
 TEJADA, Rubén 2010-2015, 2019 (IF)
 TELGHEDER, Dave 1993-1995 (RHP)
 TEMPLETON, Garry 1991 (IF)
 TERRELL, Walt 1982-1984 (RHP)
 TERRY, Ralph 1966-1967 (RHP)
 TEUFEL, Tim 1986-1991 (IF)
 THAYER, Dale 2011 (RHP)
 THEODORE, George 1973-74 (OF)
 THOLE, Josh 2009-2012 (C)
 THOMAS, Frank 1962-1964 (OF)
 THOMPSON, Ryan 1992-1996 (OF)
 THOMSON, John 2002 (RHP)
 THORNTON, Lou 1989-1990 (OF)
 THRONEBERRY, Marv 1962-63 (1B)
 THURMAN, Gary 1997 (OF)
 TIDROW, Dick 1984 (RHP)
 TILLMAN, Rusty 1982 (OF)
 TOCA, Jorge 1999 (OF)
 TODD, Jackson 1977 (RHP)
 TOMBERLIN, Andy 1996-1997 (OF)
 TORRE, Joe 1975-1977 (IF)
 TORRES, Andres 2012 (OF)
 TORRES, Alex 2015 (LHP)
 TORRES, Carlos 2013-2015 (RHP)
 TORREZ, Mike 1983-1984 (RHP)
 TORVE, Kelvin 1990-1991 (1B)
 TOVAR, Wilfredo 2013-2014 (IF)
 TRACHSEL, Steve 2001-2006 (RHP)

TRAMMELL, Bubba 2000 (OF)
 TREVINO, Alex 1978-1981, 1990 (C)
 TRLICEK, Rick 1996; 1997-98 (RHP)
 TUCKER, Michael 2006 (OF)
 TURNER, Justin 2010-2013 (IF)
 TWITCHELL, Wayne 1979 (RHP)
 TYNER, Jason 2000 (OF)

U (3)

UNSER, Del 1975-1976 (OF)
 URDANETA, Lino 2007 (RHP)
 URIBE, Juan 2015 (IF)

V (22)

VAIL, Mike 1975-1977 (OF)
 VALDES, Raul 2010 (LHP)
 VALDESPIN, Jordany 2012-13 (IF)
 VALDEZ, Wilson 2009 (IF)
 VALENT, Eric 2004-2005 (OF)
 VALENTIN, John 2002 (IF)
 VALENTIN, José 2006-2008 (IF)
 VALENTINE, Bobby 1977-1978 (2B)
 VALENTINE, Ellis 1981-1982 (OF)
 VALERA, Julio 1990-1991 (RHP)
 VALVERDE, José 2014 (RHP)
 VARGAS, Claudio 2008 (RHP)
 VARGAS, Jason 2007-08, 2018-19 (LHP)
 VAUGHN, Mo 2002-2003 (1B)
 VELANDIA, Jorge 2000-2003 (IF)
 VENTURA, Robin 1999-2001 (IF)
 VERRETT, Logan 2015-2016 (RHP)
 VERYZER, Tom 1982 (SS)
 VINA, Fernando 1994 (IF/OF)
 VIOLA, Frank 1989-1991 (LHP)
 VITKO, Joe 1992 (RHP)
 VIZCAINO, José 1994-1996 (IF)

W (44)

WACHA, Michael 2020 (RHP)
 WAGNER, Billy 2006-2009 (LHP)
 WAHL, BOBBY 2018- (RHP)
 WAKEFIELD, Bill 1964 (RHP)
 WALKER, Chico 1992-1993 (IF/OF)
 WALKER, Neil 2016-2017 (IF)
 WALKER, Pete 1995, 2001-02 (RHP)
 WALKER, Tyler 2002-2003 (RHP)
 WALL, Donnie 2001 (RHP)
 WALLACE, Derek 1996-1999 (RHP)
 WALTER, Gene 1987 (LHP)

WASHINGTON, Claudell 1980 (OF)
 WATSON, Allen 1999 (LHP)
 WATSON, Matt 2003 (OF)
 WEATHERS, David 2002-2004 (RHP)
 WEBB, Hank 1972-1976 (RHP)
 WEIS, Al 1968-1971 (IF)
 WENDELL, Turk 1997-2001 (RHP)
 WEST, Dave 1988-1989 (LHP)
 WESTON, Mickey 1993 (RHP)
 WHEELER, Dan 2003-2004 (RHP)
 WHEELER, Zack 2013-2019 (RHP)
 WHITE, Rick 2000-2001 (RHP)
 WHITEHURST, Wally 1989-92 (RHP)
 WIGGINTON, Ty 2002-2004 (IF)
 WILK, Adam 2017 (LHP)
 WILKINS, Rick 1998 (C)
 WILLEY, Carl 1963-1965 (RHP)
 WILLHITE, Nick 1967 (LHP)
 WILLIAMS, Charlie 1971 (RHP)
 WILLIAMS, Dave 2007 (LHP)
 WILLIAMS, Gerald 2004-2005 (OF)
 WILSON, Justin 2019-2020 (LHP)
 WILSON, Mookie 1980-1989 (OF)
 WILSON, Paul 1996-2000 (RHP)
 WILSON, Preston 1998 (OF)
 WILSON, Tom 2004 (C)
 WILSON, Vance 1999-2004 (C)
 WINNINGHAM, Herman 1984 (OF)
 WISE, Matt 2008 (RHP)
 WOODLING, Gene 1962 (OF)
 WOODWARD, Chris 2005-2006 (IF)
 WRIGHT, David 2004-2018 (IF)
 WYNNNE, Billy 1967 (RHP)

Y (8)

YATES, Tyler 2002-2005 (RHP)
 YNOA, Gabriel 2016 (RHP)
 YOSHII, Masato 1998-1999 (RHP)
 YOUNG, Anthony 1991-1993 (RHP)
 YOUNG, Chris 2011-2012 (RHP)
 YOUNG, Chris 2014 (OF)
 YOUNG, JR., Eric 2013-2015 (OF)
 YOUNGBLOOD, Joel 1977-82 (OF)

Z (5)

ZACHRY, Pat 1977-1982 (RHP)
 ZAMBRANO, Victor 2004-06 (RHP)
ZAMORA, DANIEL 2018- (LHP)
 ZEILE, Todd 2000-2001, 2004 (1B)
 ZIMMER, Don 1962 (3B)

METS CONNECTION TO JAPAN

The Mets have had 13 players born in Japan play for the team, the most for any major league team. The names and years are below.

Player.....	Year with Mets
Norichika Aoki.....	2017
Ryota Igarashi.....	2010-2011
Kazuhisa Ishii.....	2005
Takashi Kashiwada.....	1997
Satoru Komiya.....	2002
Daisuke Matsuzaka.....	2013-2014
Kazuo Matsui.....	2004-2006

Player.....	Year with Mets
Hideo Nomo.....	1998
Tsuyoshi Shinjo.....	2001, 2003
Hisanori Takahashi.....	2010
Ken Takahashi.....	2009
Shingo Takatsu.....	2005
Masato Yoshii.....	1998-1999

METS NUMERICAL ROSTER

00

Tony Clark (2003)

0

Terry McDaniel (1992)
 Rey Ordóñez (1996-1997)
 Omar Quintanilla (2014)
 Marcus Stroman (2020)

1

Richie Ashburn (1962)
 Cliff Cook (1963)
 Duke Carmel (1963)
 Charley Smith (1964-1965)
 Ed Bressoud (1966)
 Jerry Buchek (1967-1968)
 Kevin Collins (1969)
 Bobby Pfeil (1969)
 Lute Barnes (1972-1973)
 Gene Clines (1975)
 Leo Foster (1976-1977)
 Bobby Valentine (1977-1978)
 Sergio Ferrer (1979)
 Mookie Wilson (1980-89, 97-02)
 Lou Thornton (1990)
 Chuck Carr (1990)
 Vince Coleman (1991-1992)
 Tony Fernandez (1993)
 Kevin Baez (1993)
 Fernando Vina (1994)
 Ricky Otero (1995)
 Lance Johnson (1996-1997)
 Esix Sneed (2004)
 Anderson Hernandez (2005-2007)
 Luis Castillo (2007-2010)
 Mookie Wilson (2011)
 Jordany Valdespin (2012-2013)
 Chris Young (2014)
 Darrell Ceciliani (2015)
 Eric Young Jr. (2015)
 Justin Ruggiano (2016)
 Amed Rosario (2017-2020)

2

Marv Throneberry (1962-1963)
 Jimmy Piersall (1963)
 George Altman (1964)
 Chuck Hiller (1965-1967)
 Phil Linz (1967-1968)
 Bob Aspromonte (1971)
 Jim Fregosi (1972-1973)
 Brock Pemberton (1974-1975)
 Roy Staiger (1976-1977)
 Tom Grieve (1978)
 Phil Mankowski (1980)
 Jose Oquendo (1983-1984)
 Larry Bowa (1985)
 Kevin Elster (1986)
 Bill Almon (1987)
 Mackey Sasser (1988-1992)
 Wayne Housie (1993)
 Doug Saunders (1993)
 Damon Buford (1995)
 Bobby Valentine (1985, 1996-2002)
 Gary Pettis (2003-2004)
 Sandy Alomar, Sr. (2005-2009)

Justin Turner (2010-2013)
 Dilson Herrera (2014-2015)
 Juan Uribe (2015)
 Gavin Cecchini (2016-2018)
 Joe Panik (2019)
 Dominic Smith (2020)

3

Gus Bell (1962)
 Ed Bouchee (1962)
 Tim Harkness (1963-1964)
 Bill Cowan (1965)
 Bud Harrelson (1965-77, 82, 89-91)
 Sergio Ferrer (1978)
 Richie Hebner (1979)
 Mario Ramirez (1980)
 Mike Cubbage (1981)
 Rafael Santana (1984-1987)
 Junior Naboia (1992)
 Darrin Jackson (1993)
 Luis Rivera (1994)
 Carl Everett (1995-1997)
 Vance Wilson (1998-2000)
 Jason Phillips (2001)
 Vance Wilson (2001-2004)
 Miguel Cairo (2005)
 Manny Acta (2006)
 Damion Easley (2007-2008)
 Alex Cora (2009)
 Luis Hernandez (2010)
 Josh Satin (2011-2012)
 Omar Quintanilla (2013)
 Curtis Granderson (2014-2017)
 Tomás Nido (2018-2020)

4

Charlie Neal (1962-1963)
 Duke Snider (1963)
 Wayne Graham (1964)
 Ron Swoboda (1966-1970)
 Rusty Staub (1972-1974)
 Bruce Boisclair (1976-1979)
 Jose Moreno (1980)
 Bob Bailor (1981-1983)
 Lenny Dykstra (1985-1989)
 Lou Thornton (1989)
 Mike Cubbage (1990-1996)
 Cookie Rojas (1997-1998)
 Robin Ventura (1999-2001)
 John Valentin (2002)
 Matt Galante (2003-2004)
 Chris Woodward (2005-2006)
 Ben Johnson (2007)
 Anderson Hernandez (2007)
 Robinson Cancel (2008)
 Argenis Reyes (2008)
 Wilson Valdez (2009)
 Angel Berroa (2009)
 Henry Blanco (2010)
 Brad Emaus (2011)
 Mike Nickeas (2012)
 Collin Cowgill (2013)
 Wilmer Flores (2013-2018)
 Jed Lowrie (2019-2020)

5

Hobie Landrith (1962)
 Joe Pignatano (1962)
 Norm Sherry (1963)
 Chris Cannizzaro (1965)
 Shaun Fitzmaurice (1966)
 Sandy Alomar, Sr. (1967)
 Ed Charles (1967-1969)
 Joe Foy (1970)
 Francisco Estrada (1971)
 Jim Beauchamp (1972-1973)
 Jim Gosger (1974)
 Jerry Moses (1975)
 Mike Phillips (1975-1977)
 Steve Henderson (1977)
 Mike Howard (1981-1983)
 Davey Johnson (1984-1990)
 Charlie O'Brien (1991)
 Jeff McKnight (1992)
 Jeremy Burnitz (1993-1994)
 Brook Fordyce (1995)
 Chris Jones (1995-1996)
 John Olerud (1997-1999)
 Mark Johnson (2000, 2002)
 Tsuyoshi Shinjo (2001, 2003)
 David Wright (2005-2018)



David Wright

6

Jim Marshall (1962)
 Cliff Cook (1962)
 Rick Herrscher (1962)
 Larry Burright (1963-1964)
 Bobby Klaus (1964-1965)
 Lou Klimchoc (1966)
 Jim Hickman (1966)
 Bart Shirley (1967)
 Bob W. Johnson (1967)
 Al Weis (1968-1971)
 Greg Harts (1973)
 Rich Puig (1974)
 Mike Vail (1976-1977)
 Jose Cardenal (1979-1980)
 Wally Backman (1981-1988)
 Mike Marshall (1990)
 Alex Trevino (1990)
 Darren Reed (1990)
 Daryl Boston (1991-1992)
 Joe Orsulak (1993-1995)
 Carlos Baerga (1996)
 Manny Alexander (1997)
 Carlos Mendoza (1997)

Rich Becker (1998)
 Tony Phillips (1998)
 Melvin Mora (1999-2000)
 Timo Perez (2000-2003)
 Ricky Gutierrez (2004)
 Gerald Williams (2004)
 Tom Wilson (2004)
 Jeff Keppinger (2004)
 Mike DiFelice (2006)
 Ruben Gotay (2007)
 Gustavo Molina (2008)
 Abraham Nunez (2008)
 Trot Nixon (2008)
 Ramon Martinez (2009)
 Nick Evans (2008-2011)
 Omar Quintanilla (2012)
 Kelly Shoppach (2012)
 Marlon Byrd (2013)
 Matt den Dekker (2013-2014)
 Pat Roessler (2015-2018)
 Jeff McNeil (2019-2020)

7

Elio Chacon (1962)
 Chico Fernandez (1993)
 Amado Samuel (1964)
 Ed Kranepool (1965-1979)
 Hubie Brooks (1981-1984, 1991)
 John Christensen (1985)
 Kevin Mitchell (1986)
 Clint Hurdle (1987)
 Juan Samuel (1989)
 Chuck Carr (1990)
 Daryl Boston (1990)
 D.J. Dozier (1992)
 Jeff McKnight (1993)
 Bobby Wine (1993-1996)
 Charlie Greene (1996)
 Todd Pratt (1998-2001)
 Gary Bennett (2001)
 Jason Phillips (2002)
 Bob Geren (2012-2014)
 Travis d'Arnaud (2015-2016)
 José Reyes (2003-2011, 2016-2018)
 Marcus Stroman (2019)

8

Chris Cannizzaro (1962-1964)
 Yogi Berra (1965-1975)
 Dan Norman (1979-1980)
 Rick Sweet (1982)
 Phil Mankowski (1982)
 Ronn Reynolds (1982)
 John Gibbons (1984)
 Gary Carter (1985-1989)



Gary Carter

Dave Gallagher (1992-1993)
 Steve Swisher (1994-1996)
 Carlos Baerga (1997-1998)
 Cookie Rojas (1999-2000)
 Desi Relaford (2001)
 Matt Galante (2002)

9

Jim Hickman (1962-1965)
 Wes Westrum (1966-1967)
 J.C. Martin (1968-1969)
 Randy Bobb (1970)
 Bill Sudakis (1972)
 George Theodore (1973-1974)
 Joe Torre (1975-1981)
 Bruce Bochy (1982)
 Mark Bradley (1983)
 Jerry Martin (1984)
 Ronn Reynolds (1985)
 Gregg Jefferies (1987-1991)
 Todd Hundley (1992-1998)
 Todd Zeile (2000-2001)
 Ty Wigginton (2002-2004)
 Craig Brazell (2004)
 Ricky Ledee (2006-2007)
 Mike DiFelice (2007)
 Marlon Anderson (2008-2009)
 Omir Santos (2009-2010)
 Ronny Paulino (2011)
 Kirk Nieuwenhuis (2012-2015)
 Brandon Nimmo (2016-2020)

10

Rod Kanehl (1962-1964)
 Kevin Collins (1965)
 Greg Goossen (1966-1968)
 Mike Jorgensen (1968)
 Duffy Dyer (1969-1974)
 Rusty Staub (1975, 1981-1985)
 Ken Henderson (1978)
 Kelvin Chapman (1979)
 Dave Magadan (1990-1991)
 Jeff Torborg (1992-1993)
 Butch Huskey (1993)
 David Segui (1994)
 Tom McGraw (1995-1996)
 Gary Thurman (1997)
 Kevin Morgan (1997)
 Roberto Petagine (1997)
 Rey Ordóñez (1998-2002)
 Roy Sanchez (2003)
 Joe Depastino (2003)
 Jeff Duncan (2004)
 Brian Buchanan (2004)
 Joe Hietpas (2004)
 Shinjo Takatsu (2005)
 Endy Chavez (2006-2008)
 Gary Sheffield (2009)
 Terry Collins (2011-2017)
 Gary DiSarcina (2018-2020)

11

Ed Bouchee (1962)
 Gene Woodling (1962)
 Duke Snider (1963)
 Roy McMillian (1964-1965)
 Wayne Garrett (1969-1976)
 Pepe Mangual (1976)
 Lenny Randle (1977-1978)

Frank Taveras (1979-1981)
 Tom Veryzer (1982)
 Mike Bishop (1983)
 Tucker Ashford (1983)
 Kelvin Chapman (1984-1985)
 Garry Templeton (1991)
 Dick Schofield (1992)
 Vince Coleman (1993)
 Rick Parker (1994)
 Aaron Ledesma (1995)
 Tim Bogar (1996)
 Cory Lidle (1997)
 Preston Wilson (1998)
 Wayne Kirby (1998)
 Shane Halter (1999)
 Jason Tyner (2000)
 Jorge Velandia (2000-2001)
 Joe McEwing (2003-2004)
 Ramon Castro (2005-2009)
 Argenis Reyes (2009)
 Anderson Hernandez (2009)
 Ruben Tejada (2010-2015)
 Tim Teufel (1986-1991, 2016)
 Norichika Aoki (2017)
 José Bautista (2018)
 Adeiny Hechivarría (2019)
 Ruben Tejada (2019)
 Tony DeFrancesco (2020)


12

Joe Ginsberg (1962)
 Sammy Drake (1962)
 Jesse Gonder (1963-1965)
 Cleon Jones (1965)
 John Stephenson (1966)
 Tommy Davis (1967)
 Ken Boswell (1968-1974)
 Jack Heidemann (1975-1976)
 Lee Mazzilli (1976)
 John Stearns (1977-84, 2000-01)
 Ron Darling (1985-1989)
 Keith Hughes (1990)
 Willie Randolph (1992, 2005-2008)
 Jeff Kent (1993-1996)
 Alvaro Espinoza (1996)
 Shawn Gilbert (1997-1998)
 Jorge Fabregas (1998)
 Shawon Dunston (1999)
 Roberto Alomar (2002-2003)
 Danny Garcia (2003)
 Jeff Francoeur (2009-2010)
 Joaquin Arias (2010)
 Scott Hairston (2011-2012)
 Juan Lagares (2013-2019)
 Eduardo Núñez (2020)

13

Roger Craig (1963)
 Neil Allen (1981-1983)
 Clint Hurdle (1985)
 Lee Mazzilli (1986-1989)
 Jeff Musselman (1989-1990)
 Rick Cerone (1991)
 Rodney McCray (1992)
 Steve Springer (1992)
 Steve Swisher (1993)
 Jonathan Hurst (1994)
 Edgardo Alfonzo (1995-2002)
 Jorge Velandia (2003)
 Matt Ginter (2004)

Brian Daubach (2005)
 Billy Wagner (2006-2009)
 Alex Cora (2010)
 Mike Nickeas (2010-2011)
 Ronny Cedeno (2012)
 Satin, Josh (2013-2014)
 Jerry Blevins (2015)
 Asdrúbal Cabrera (2016-2018)
 Luis Guillorme (2019-2020)



15

Al Jackson (1962-1965)
 Jerry Grote (1966-1977)
 Butch Benton (1978)
 Claudell Washington (1980)
 Dave Roberts (1981)
 Brian Giles (1981)
 George Foster (1982-1986)
 Rick Aguilera (1987-1988)
 Don Aase (1989)
 Jeff McKnight (1989)
 Ron Darling (1989-1991)
 Kevin Elster (1992)
 Darrell Johnson (1993)
 José Vizcaino (1994-1995)
 Matt Franco (1996-2000)
 Brady Clark (2002)
 Denny Walling (2003-2004)
 Richard Hidalgo (2004)
 Carlos Beltrán (2005-2011)
 Valentino Pascucci (2011)
 Fred Lewis (2012)
 Travis d'Arnaud (2013-2014)
 Bob Geren (2015)
 Matt Reynolds (2016-2017)
 Luis Guillorme (2018)
 Brian Dozier (2020)
 Juan Lagares (2020)
 Guillermo Heredia (2020)

16

Bobby Gene Smith (1962)
 Sammy Taylor (1962-1963)
 Jesse Gonder (1963)
 Dick Smith (1963-1964)
 Dan Napoleon (1965-1966)
 Tom Reynolds (1967)
 Kevin Collins (1968)
 Mike Jorgensen (1969, 1971)

Felix Millan (1973)
 Dave Schneck (1974)
 John Stearns (1975-1976)
 Lee Mazzilli (1977-1981)
 Dwight Gooden (1984-1994)
 Hideo Nomo (1998)
 Derek Bell (2000)
 David Cone (2003)
 Doug Mientkiewicz (2005)
 Paul Lo Duca (2006-2007)
 Angel Pagan (2008-2011)
 Rob Johnson (2012)
 Rick Ankiel (2013)
 Daisuke Matsuzaka (2013-2014)
 Dilson Herrera (2015)
 Danny Muno (2015)
 Alejandro De Aza (2016)
 Kevin Kaczmarski (2018)
 Austin Jackson (2018)
 Jake Marisnick (2020)

17

Don Zimmer (1962)
 Choo Choo Coleman (1962-1963)
 Frank Lary (1964-1965)
 Dennis Ribant (1964)
 Jim Schaffer (1965)
 Dick Stuart (1966)
 Larry Elliot (1966)
 Don Bosch (1967-1968)
 Rod Gaspar (1969-1970)
 Teddy Martinez (1970, 1971-1973)
 Felix Millan (1974-1977)
 Gil Flores (1978-1979)
 Jerry Morales (1980)
 Ellis Valentine (1981-1982)
 Keith Hernandez (1983-1990)
 David Cone (1991-1992)
 Jeff McKnight (1993)
 Bret Saberhagen (1994-1995)
 Brent Mayne (1996)
 Luis Lopez (1997-1998)
 Mike Bordick (2000)
 Kevin Appier (2001)
 Satoru Komiyama (2002)
 Graeme Lloyd (2003)
 Jason Anderson (2003)
 Wilson Delgado (2004)
 Dae Sung Koo (2005)
 Jose Lima (2006)
 David Newhan (2007)
 Fernando Tatis (2008-2010)

18

Felix Mantilla (1962)
 Pumpsie Green (1963)
 Dennis Ribant (1965)
 Gary Kolb (1965)
 Al Luplow (1966-1967)
 Joe Moock (1967)
 Duffy Dyer (1968)
 Jim Gosger (1969)
 Dave Marshall (1970-1972)
 George Theodore (1973)
 Benny Ayala (1974, 1976)
 Joel Youngblood (1977-1982)
 Darryl Strawberry (1983-1990)
 Bret Saberhagen (1992-1993)
 Jeff McKnight (1994)
 Jeff Barry (1995)

Kevin Roberson (1996)
 Takashi Kashiwada (1997)
 Craig Paquette (1998)
 Todd Haney (1998)
 Darryl Hamilton (1999-2001)
 Jeff D'Amico (2002)
 Art Howe (2003-2004)
 Marlon Anderson (2005)
 José Valentin (2006)
 Moises Alou (2007-2008)
 Jeremy Reed (2009)
 Ryota Igarashi (2010-2011)
 Tim Teufel (2012-2015)
 Travis d'Arnaud (2016-2019)
 Rajai Davis (2019)
 Ryan Cordell (2020)

19

Ken MacKenzie (1962-1963)
 Ed Bauta (1963)
 Hawk Taylor (1964-65, 1966-67)
 John Stephenson (1965)
 Kevin Collins (1967)
 Tim Foli (1970-1971, 1978-1979)
 Tommy Moore (1972)
 Jim Gosger (1973)
 Brian Ostrosser (1973)
 Tom Hall (1975-1976)
 Luis Alvarado (1977)
 Leo Foster (1977)
 Butch Benton (1980)
 Ron Gardenhire (1981-1985)
 Bob Ojeda (1986-1990)
 Jeff Gardner (1991)
 Anthony Young (1992-1993)
 Shawn Hare (1994)
 Bill Spiers (1995)
 Jason Hardtke (1996-1997)
 Jim Tatum (1998)
 Lenny Harris (1998, 2000-2001)
 Roger Cedeno (1999, 2002-2003)
 Scott Erickson (2004)
 Heath Bell (2004-2006)
 Lino Urdaneta (2007)
 Sandy Alomar Jr. (2007)
 Jeff Conine (2007)
 Ryan Church (2008-2009)
 Cory Sullivan (2009)
 Gary Matthews, Jr. (2010)
 Mike Hessman (2010)
 Daniel Herrera (2011)
 Zach Lutz (2012-2013)
 Johnny Monell (2015)
 Jay Bruce (2016-2018)
 Sam Haggerty (2019)
 Luis Rojas (2020)

20

Craig Anderson (1962-1964)
 Greg Goossen (1965)
 Choo Choo Coleman (1966)
 Bob Friend (1966)
 John Sullivan (1967)
 Tommie Agee (1968-1972)
 Jerry May (1973)
 Ike Hampton (1974)
 John Pacella (1977, 1979-1980)
 Greg Harris (1981)
 Rick Ownbey (1982-1983)
 Mike Fitzgerald (1983-1984)

Howard Johnson (1985-93, 2008-10)
 Ryan Thompson (1994-1995)
 Roberto Petagine (1996)
 Bruce Benedict (1997-1999)
 Kurt Abbott (2000)
 Mark Johnson (2001)
 Jeremy Burnitz (2002-2003)
 Prentice Redman (2003)
 Karim Garcia (2004)
 Ricky Bottalico (2004)
 Victor Diaz (2005-2006)
 Shawn Green (2006-2007)
 Jason Pridie (2011)
 Anthony Recker (2013-2015)
 Neil Walker (2016-2017)
 Ruben Amaro (2018)
 Pete Alonso (2019-2020)

21

Ed Kranepool (1962-1964)
 Warren Spahn (1965)
 Bob Moorhead (1965)
 Cleon Jones (1966-1975)
 Billy Baldwin (1976)
 Pepe Mangual (1977)
 Elliott Maddox (1978-1980)
 Gary Rajsich (1982-1983)
 Ross Jones (1984)
 Herm Winningham (1984)
 Terry Blocker (1985)
 Ron Gardenhire (1986)
 Kevin Elster (1987-1991)
 Terrel Hansen (1992)
 Kevin Bass (1992)
 David Segui (1994-1995)
 Bill Pulsipher (1995-1998)
 Masato Yoshii (1998-1999)
 Bobby M. Jones (2000, 2002)
 Mark Little (2002)
 Raul Gonzalez (2002-2003)
 Gerald Williams (2004-2005)
 Carlos Delgado (2006-2009)
 Rod Barajas (2010)
 Lucas Duda (2010-2017)
 Todd Frazier (2018-2020)
 Billy Hamilton (2020)

22

Bob Moorhead (1962)
 Joe Hicks (1963)
 Jack Fisher (1964-1967)
 Donn Clendenon (1969-1971)
 Bill Cotton (1972)
 Jack Aker (1974)
 Bob Gallagher (1975)
 Jay Kleven (1976)
 Doc Medich (1977)
 Dale Murray (1978-1979)
 Mike Jorgensen (1980-1983)
 Bobby Valentine (1984)
 Ray Knight (1984-1986)
 Kevin McReynolds (1987-91, 1994)
 Charlie O'Brien (1992-1993)
 Brett Butler (1995)
 Alex Ochoa (1995-1997)
 Al Leiter (1998-2004)
 Royce Ring (2005)
 Xavier Nady (2006)
 Michael Tucker (2006)
 José Valentin (2007)

Ramon Martinez (2008)
 J.J. Putz (2009)
 Raul Valdes (2010)
 Willie Harris (2011)
 Eric Young, Jr. (2013-2014)
 Kevin Plawecki (2015)
 Tom Goodwin (2016-2017)
 Dominic Smith (2017-2019)
 Rick Porcello (2020)

23

Bob G. Miller (1962)
 Joe Christopher (1962-1965)
 Bill Murphy (1966)
 Bob Heise (1967-1968)
 Leroy Stanton (1971)
 Dave Schneck (1972-1973)
 Teddy Martinez (1974)
 Jesus Alou (1975)
 Leon Brown (1976)
 Doug Flynn (1977-1981)
 Brian Giles (1982-1983)
 Bud Harrelson (1986-1988)
 Chuck Hiller (1990)
 Chris Donnels (1991-1992)
 Tim Bogar (1993-1995)
 Bernard Gilkey (1996-1998)
 Jermaine Allensworth (1998)
 Pat Mahomes (1999-2000)
 Brian Rose (2001)
 Matt Lawton (2001)
 McKay Christensen (2002)
 Esix Snead (2002)
 Jason Phillips (2003-2004)
 Kazuhisa Ishii (2005)
 Julio Franco (2006-2007)
 Marlon Anderson (2007)
 Brian Schneider (2008-2009)
 Chris Carter (2010)
 Blaine Boyer (2011)
 Mke Baxter (2011-2013)
 Taylor Teagarden (2014)
 Michael Cuddyer (2015)
 Dick Scott (2016-2017)
 Adrián González (2018)
 Matt den Dekker (2018)
 Keon Broxton (2019)
 Aaron Altherr (2019)
 Brian Schneider (2020)

24

Bob L. Miller (1962)
 Jerry Hinsley (1964)
 Johnny Lewis (1965-1967)
 Ed Charles (1967)
 Ken Boswell (1967)
 Art Shamsky (1968-1971)
 Jim Beauchamp (1972)
 Willie Mays (1972-73, 1974-79)
 Kelvin Torve (1990)
 Rickey Henderson (1999-00, 2007)
 Robinson Canó (2019-2020)

25

Frank Thomas (1962-1964)
 Gary Kroll (1964)
 Larry Stahl (1967-1968)
 Bob W. Johnson (1967)
 Amos Otis (1969)

Don Hahn (1971-1974)
 Del Unser (1975-1976)
 Jim Dwyer (1976)
 Willie Montanez (1978-1979)
 Bill Almon (1980)
 Randy Jones (1981)
 Charlie Puleo (1981-1982)
 Danny Heep (1983-1986)
 Al Pedrique (1987)
 Keith Miller (1987-1991)
 Bobby Bonilla (1992-1995, 1999)
 Yorkis Perez (1997)
 Jay Payton (1998)
 Bill Pulsipher (2000)
 Alex Escobar (2001)
 Gary Matthews, Jr. (2002)
 Scott Strickland (2002)
 Don Baylor (2003)
 Kazuo Matsui (2004-2006)
 Pedro Feliciano (2007-2010)
 Chin-lung Hu (2011)
 Ricky Bones (2012-2020)

26

Herb Moford (1962)
 Vinegar Bend Mizell (1962)
 Galen Cisco (1992-1995)
 Bob Shaw (1966-1967)
 Bill Graham (1967)
 Bruce Boisclair (1974)
 Dave Kingman (1975-77, 1981-83)
 Mike Bruhert (1978)
 Ray Burris (1979)
 Scott Holman (1980)
 Bill Robinson (1984)
 Terry Leach (1985-1989)
 Kevin Tapani (1989)
 Frank Viola (1989)
 Alejandro Pena (1990-1991)
 Barry Foote (1992-1993)
 Ced Landrum (1993)
 Rico Brogna (1994-1996)
 Barry Manuel (1997)
 Ralph Milliard (1998)
 Terrence Long (1999)
 Billy Taylor (1999)
 Jon Nunnally (2000)
 David Lamb (2000)
 Jason Phillips (2001)
 Marco Scutaro (2002-2003)
 Jae Seo (2004-2005)
 Orlando Hernandez (2006-2008)
 Ramon Martinez (2009)
 Fernando Martinez (2009-2011)
 Tom Goodwin (2012-2015)
 Kevin Plawecki (2016-2018)
 Mickey Callaway (2019)
 Robinson Chirinos (2020)

27

Larry Foss (1962-1963)
 Tom Parsons (1964-1965)
 Jim Hickman (1966)
 Dallas Green (1966)
 Don Cardwell (1967-1970)
 Dean Chance (1970)
 Craig Swan (1973-1984)
 Bruce Berenyi (1984)
 Wes Gardner (1984-1985)
 Stanley Jefferson (1986)

Randy Milligan (1987)
 Bob McClure (1987)
 Tom O'Malley (1989-1990)
 Chuck Carr (1991)
 Tom McGraw (1992-1994)
 Pete Harnisch (1995-1997)
 Dennis Cook (1998-2001)
 Mark Corey (2001-2002)
 Jason Middlebrook (2002-2003)
 Mike Glavine (2003)
 Todd Zeile (2004)
 Mike Matthews (2005)
 Mike Jacobs (2005)
 Darren Oliver (2006)
 Carlos Gomez (2007)
 Nelson Figueroa (2008-2009)
 Frank Catalanotto (2010)
 Jesus Feliciano (2010)
 Pedro Beato (2011)
 Jeury's Familia (2012-2020)

28

Sherman Jones (1962)
 Carl Willey (1963-1965)
 Jim Bethke (1995)
 Bill Hepler (1966)
 Amos Otis (1967)
 Bob Heise (1969)
 John Milner (1971-1977)
 Dwight Bernard (1978-1979)
 Wally Backman (1980)
 Mike Marshall (1981)
 Scott Holman (1982-1983)
 Bobby Valentine (1984)
 Bill Robinson (1985-1989)
 Darren Reed (1990)
 Tom Herr (1990-1991)
 Dave LaRoche (1992-1993)
 Bobby J. Jones (1993-2000)
 Scott Strickland (2003)
 Juan Padilla (2005)
 Jeff Conine (2007)
 Sandy Alomar, Jr. (2007)
 Brandon Knight (2008)
 Daniel Murphy (2008-2015)
 James Loney (2016)
 Travis Tajerion (2017)
 Phillip Evans (2018)
 J.D. Davis (2019-2020)

29

John DeMerit (1962)
 Williard Hunter (1962)
 Don Rowe (1963)
 Craig Anderson (1963)
 Rob Gardner (1965-1966)
 Nick Willhite (1967)
 Danny Frisella (1967-1969)
 Bob D. Johnson (1969)
 Ken Singleton (1970-1971)
 Rich Chiles (1973)
 Hank Webb (1974-1975)
 Mickey Lolich (1976)
 Alex Trevino (1978-1981)
 Tom Gorman (1982-1985)
 Tim Corcoran (1986)
 Dave Magadan (1986-1989, 1992)
 Frank Viola (1990-1991)
 Frank Tanana (1993)
 Jim Lindeman (1994)

Jason Isringhausen (1995)
 Robert Person (1995-1996)
 Steve Bieser (1997)
 Masato Yoshii (1998)
 Octavio Dotel (1998-1999)
 Eric Cammack (2000)
 Steve Trachsel (2001-2006)
 Jorge Sosa (2007-2008)
 Andy Phillips (2008)
 Chris Aguila (2008)
 Gustavo Molina (2008)
 Emil Brown (2009)
 Robinson Cancel (2009)
 Andy Green (2009)
 Tobi Stoner (2009-2010)
 Ike Davis (2010-2014)
 Eric Campbell (2014-2016)
 Tommy Milone (2017)
 Devin Mesoraco (2018)
 Brad Brach (2019-2020)

30

Dennis Ribant (1965-1966)
 Nolan Ryan (1967-1971)
 Hank Webb (1973, 1976)
 Bob L. Miller (1973-1974)
 Jackson Todd (1977)
 Mike Scott (1979-1982)
 Mike Torrez (1983-1984)
 Mel Stottlemire (1985-1993)
 Doug Linton (1994)
 Alberto Castillo (1995-1998)
 Allen Watson (1999)
 Jorge Toca (1999-2001)
 Cliff Floyd (2003-2006)
 Aaron Sele (2007)
 Raul Casanova (2008)
 Josh Thole (2009-2012)
 David Aardsma (2013)
 Andrew Brown (2014)
 Michael Conforto (2015-2020)

32

Jack Hamilton (1966-1967)
 Hal Reniff (1967)
 Dean Chance (1970)
 Jon Matlack (1971-1977)
 Tom Hausman (1978-1982)
 Carlos Diaz (1982-1983)
 Dick Tidrow (1984)
 Kevin Mitchell (1984)
 Rick Anderson (1986)
 Tom Edens (1987)
 Mark Carreon (1987-1989)
 Doc Edwards (1990-1991)
 Bill Pecota (1992)
 John Stephenson (1993)
 Pete Smith (1994)
 Paul Wilson (1996)
 Mike Hampton (2000)
 Brett Hinchliffe (2001)
 Bruce Chen (2001-2002)
 Tyler Yates (2002)
 Mike Stanton (2003-2004)
 Danny Graves (2005)
 Jeremi Gonzalez (2006)
 Eli Marrero (2006)
 Dave Williams (2006-2007)
 Carlos Muniz (2008-2009)
 Jenrry Mejia (2010-2012)
 LaTroy Hawkins (2013)
 John Lannan (2014)
 Steven Matz (2015-2020)

33

Ron Hunt (1963-1966)
 Chuck Estrada (1967)
 Bob Hendley (1967)
 Billy Connors (1968)
 Les Rohr (1969)
 Ray Sadecki (1970-1974, 1977)
 Mac Scarce (1975)
 Ken Sanders (1975-1976)
 Dan Norman (1977-1978)
 Pete Falcone (1979-1982)
 Clint Hurdle (1983)
 Bill Latham (1985)
 Barry Lyons (1986-1990)
 Charlie O'Brien (1990)
 Anthony Young (1991)
 Eddie Murray (1992-1993)
 Kelly Stinnett (1994-1995)
 Andy Tomberlin (1996-1997)
 Tim Spehr (1998)
 Mike Kinkade (1998-2000)
 Bubba Trammell (2000)
 Mike Bacsik (2002-2004)
 Tyler Yates (2004)
 Mike DiFelice (2005)
 Jose Santiago (2005)
 John Maine (2006-2010)
 Taylor Buchholz (2011)
 Vinny Rottino (2012)
 Matt Harvey (2012-2018)
 Héctor Santiago (2019)
 Todd Frazier (2020)



Larry Bearnath (1963-1966)
 Les Rohr (1967-1968)
 Jack DiLauro (1969)
 Ron Herbel (1970)
 Don Rose (1971)
 Harry Parker (1973-1975)
 Mike Vail (1975)
 Roy Lee Jackson (1977-1980)
 George Bamberger (1982-1983)
 Bruce Berenyi (1984-1986)
 Gene Walter (1987-1988)
 Julio Machado (1989)
 John Franco (1990-1998)
Mike Piazza (1998-2005)
(Number Retired - 2016)

34

Dave Hillman (1962)
 Jimmy Piersall (1963)
 Cleon Jones (1963-1965)
 Dennis Musgraves (1965)
 Gerry Arrigo (1966)
 Nolan Ryan (1966)
 Jack Lamabe (1967)
 Cal Koonce (1967-1970)
 Danny Frisella (1970-1972)
 Phil Hennigan (1973)
 Bob Apodaca (1973-77, 1997-99)
 Ray Burris (1980)
 Ed Lynch (1981)
 Rusty Tillman (1982)
 Junior Ortiz (1983-1984)
 Sam Perlozzo (1987-1989)
 Mario Diaz (1990)
 Julio Valera (1990-1991)
 Chico Walker (1994)
 Frank Seminara (1994)
 Blas Minor (1995-1996)
 Rick Trliceck (1996)
 Mac Suzuki (1999)
 Chuck McElroy (1999)
 Dennis Springer (2000)
 Jerrod Riggan (2000)
 Tom Martin (2001)
 Pedro Astacio (2002-2003)
 Ricky Bottalico (2004)
 Kris Benson (2004-2005)
 Jorge Julio (2006)
 Mike Pelfrey (2006-2012)
 Brandon Lyon (2013)
 Noah Syndergaard (2015-2020)

35

Ray Daviault (1962)
 Larry Miller (1965-1966)
 Don Shaw (1967-1968)
 Billy Wynne (1967)
 Jon Matlack (1970)
 Charlie Williams (1971)
 Joe Nolan (1972)
 Randy Sterling (1974)
 Roy Staiger (1975)
 Luis Rosado (1977)
 Dock Ellis (1979)
 Ed Lynch (1980-1981)
 Randy Jones (1981-1982)
 John Christensen (1984-1985)
 Joe Sambito (1985)
 Billy Beane (1985)
 Kevin Mitchell (1986)
 John Gibbons (1986-1987)
 Craig Shipley (1989)
 Orlando Mercado (1990)
 Pat Tabler (1990)
 Lee Guetterman (1992)
 Kenny Grier (1993)
 Doug Henry (1995-1996)
 Rick Reed (1997-2001)
 David Weathers (2002-2004)
 Mike DeJean (2004-2005)
 Jose Offerman (2005)
 Jerry Manuel (2006)
 Joe Smith (2007-2008)
 Lance Broadway (2009)
 Mike Jacobs (2010)


Dillon Gee (2010-2015)
 Logan Verrett (2015-2016)
 Adam Wilk (2017)
 Jacob Rhame (2017-2019)
 Jared Hughes (2020)



36

Jerry Koosman (1967-1978)
*(Number Retired Scheduled for 2020
 moved to 2021)*

Sherman Jones (1962)
 Bob G. Miller (1962)
 Tracy Stallard (1963-1964)
 Roger Craig (1963)
 Jim Bethke (1965)
 Wayne Twitchell (1979)
 Mark Bombback (1980)
 Dan Boitano (1981)
 Ed Lynch (1982-1986)
 Manny Hernandez (1989)
 Dave Liddell (1990)
 Kevin Baez (1990, 1992)
 Tony Castillo (1991)
 Tito Navarro (1993)
 Mike Birkbeck (1995)
 Don Florence (1995)
 Greg McMichael (1997-1999)
 Jeff Tam (1998)
 Grant Roberts (2000-2004)
 Manny Aybar (2005)
 Henry Owens (2006)
 Kelly Stinnett (2006)
 Chip Ambres (2007)
 Willie Collazo (2007-2008)
 Al Reyes (2008)
 Darren O'Day (2009)
 Ken Takahashi (2009)
 Manny Acosta (2010)
 Dale Thayer (2011)
 Collin McHugh (2012-2013)
 Juan Centeno (2013-2014)
 Sean Gilmartin (2015-2017)
 Micky Callaway (2018-2019)



37

Casey Stengel (1962-1965)
(Number Retired - 1965)

38

Roger Craig (1962-1963)
 Ed Bauta (1964)
 Willard Hunter (1964)
 Dave Eilers (1965-1966)
 Ralph Terry (1966-1967)
 Dennis Bennett (1967)
 Billy Wynne (1967)
 Billy Connors (1967)
 Al Jackson (1968-1969)
 Jesse Hudson (1969)
 Rich Folkers (1970)
 Buzz Capra (1971-1973)
 Jerry Cram (1974-1975)
 Skip Lockwood (1975-1979)
 Tim Leary (1981-1984)
 Rick Aguilera (1985-1986, 1989)
 Bob L. Gibson (1987)
 Blaine Beatty (1989-1991)
 Pat Howell (1992)
 Dave Telgheder (1993-1994)
 Dave Mlicki (1995-1998)
 Jeff Tam (1998-1999)
 Jerrod Riggan (2001)
 Jae Seo (2002)
 Pat Strange (2002-2003)
 James Baldwin (2004)
 Victor Zambrano (2004-2006)
 Carlos Muniz (2007)
 Matt Wise (2008)
 Fernando Nieve (2009-2010)
 Chris Capuano (2011)
 Garrett Olson (2012)
 Shaun Marcum (2013)
 Vic Black (2013-2014)
 Dan Warthen (2016-2017)
 Anthony Swarzak (2018)
 Justin Wilson (2019-2020)

39

Steve Dillon (1963-1964)
 Dick Selma (1965-1968)
 Gary Gentry (1969-1972)
 Tommy Moore (1973)
 John Strohmayr (1973-1974)
 Nino Espinosa (1975-1978)
 Hubie Brooks (1980)
 Doug Sisk (1982-1987)
 Phil Lombardi (1989)
 Kelvin Torve (1990-1991)
 Rich Sauveur (1991)
 Jeff Kent (1992)
 Josias Manzanillo (1993-95, 98-99)

Juan Acevedo (1997)
 Rick Wilkins (1998)
 Benny Agbayani (1998)
 Jim Mann (2000)
 Dicky Gonzalez (2001)
 Steve Reed (2002)
 Dan Wheeler (2003-2004)
 Vic Darensbourg (2004)
 Roberto Hernandez (2005-2006)
 Pedro Feliciano (2006)
 Jon Adkins (2007)
 Jason Vargas (2008)
 Claudio Vargas (2008)
 Bobby Parnell (2008-2015)
 Jerry Blevins (2016-2018)
 Edwin Díaz (2019-2020)

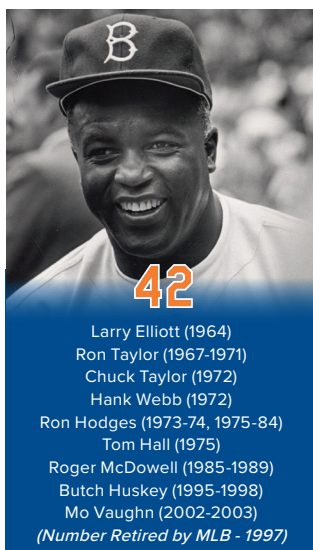
40

Al Moran (1963-1964)
 Dick Rusteck (1966)
 Jerry Hinsley (1967)
 Bill Short (1968)
 Brent Strom (1972)
 George Stone (1973-1975)
 Pat Zachry (1977-1982)
 Calvin Schiraldi (1984-1985)
 Randy Niemann (1986)
 Jeff Innis (1987-1993)
 Eric Gunderson (1994-1995)
 Dave Telgheder (1995)
 Mike Fyhrie (1996)
 Armando Reynoso (1997-1998)
 Ryan McGuire (2000)
 C.J. Nitkowski (2001)
 Tony Tarasco (2002)
 Jae Seo (2003)
 Braden Looper (2004-2005)
 Brian Bannister (2006)
 Ambiorix Burgos (2007)
 Robinson Cancel (2008)
 Tim Byrdak (2011-2013)
 Bartolo Colón (2014-2016)
 AJ Ramos (2017)
 Jason Vargas (2018)
 Wilson Ramos (2019-2020)



41

Clem Labine (1962)
 Grover Powell (1963)
 Jim Bethke (1965)
 Gordon Richardson (1965-1966)
Tom Seaver (1967-1977, 1983)
(Number Retired - 1988)



42

Larry Elliott (1964)
 Ron Taylor (1967-1971)
 Chuck Taylor (1972)
 Hank Webb (1972)
 Ron Hodges (1973-74, 1975-84)
 Tom Hall (1975)
 Roger McDowell (1985-1989)
 Butch Huskey (1995-1998)
 Mo Vaughn (2002-2003)
(Number Retired by MLB - 1997)

43

Ted Schreiber (1963)
 Bill Wakefield (1964)
 Darrell Sutherland (1965-1966)
 Dick Rusteck (1966)
 Joe Grzenda (1967)
 Jim McAndrew (1968-1973)
 Paul Siebert (1977-1978)
 Juan Berenguer (1979-1980)
 Terry Leach (1981-1982)
 Billy Beane (1984)
 John Gibbons (1985)
 John Mitchell (1986-1989)
 Kevin Brown (1990)
 Dan Schatzeder (1990)
 Doug Simmons (1991)
 Mark Dewey (1992)
 Mickey Weston (1993)
 Mike Remlinger (1994-1995)
 Paul Byrd (1995-1996)
 Toby Borland (1997)
 Todd Pratt (1997)
 John Hudek (1998)
 Rigo Beltran (1998-1999)
 Pete Walker (2001-2002)
 Jaime Cerda (2002-2003)
 Shane Spencer (2004)
 Bartolome Fortunato (2004-2006)
 Royce Ring (2006)
 Jason Vargas (2007)
 Brian Stokes (2008-2009)
 R.A. Dickey (2010-2012)
 Sean Henn (2013)
 Buddy Carlyle (2015)
 Addison Reed (2015-2017)
 Jamie Callahan (2017-2018)
 Luis Avilán (2019)
 Erasmo Ramírez (2020)

44

Harry Chiti (1962)
 Bill Denehy (1967)
 Al Schmelz (1967)
 Jim Bibby (1969, 1971)
 Leroy Stanton (1970)
 Bob Rauch (1972)
 Mac Scarce (1975)
 Bob Myrick (1976-1978)
 Andy Hassler (1979)
 Jeff Reardon (1981)
 Ray Searage (1981)
 Ron Darling (1983-1984)
 Bill Latham (1985)
 Tom Paciorek (1985)
 David Cone (1987-1991)
 Howard Johnson (1991)
 Tim Burke (1991-1992)
 Tom Filer (1992)
 Ryan Thompson (1992-1993)
 John Cangelosi (1994)
 Kevin Lomon (1995)
 Jason Isringhausen (1995-97, 1999)
 Jay Payton (1999-2002)
 Jay Bell (2003)
 Mike Cameron (2004-2005)
 Lastings Milledge (2006-2007)
 Brady Clark (2008)
 Tony Armas, Jr. (2008)
 Brandon Knight (2008)
 Eddie Kunz (2008)

Tim Redding (2009)
 Jason Bay (2010-2012)
 John Buck (2013)
 Aaron Harang (2013)
 Kyle Farnsworth (2014)
 Buddy Carlyle (2014)
 John Mayberry Jr. (2015)
 Eric O'Flaherty (2015)
 René Rivera (2016-2017)
 AJ Ramos (2017-2018)
 Jason Vargas (2019)
 René Rivera (2019-2020)

45

Ron Locke (1964)
 Tug McGraw (1965-67, 1969-74)
 Darrell Sutherland (1966)
 Billy Connors (1968)
 Rick Baldwin (1975-1977)
 Butch Metzger (1978)
 Jeff Reardon (1979-1980)
 Bob Gibson (1981)
 Brent Gaff (1982-1984)
 John Candelaria (1987)
 Edwin Nunez (1988)
 Mark Carreon (1990-1991)
 Paul Gibson (1992-1993)
 Mauro Gozzo (1993-1994)
 Jerry DiPoto (1995-1996)
 Randy Niemann (1997-1998)
 John Franco (1998-2004)
 Pedro Martinez (2005-2008)
 Jason Isringhausen (2011)
 Justin Hampson (2012)
 Zack Wheeler (2013-2019)
 Michael Wacha (2020)

46

Neil Allen (1979-1980)
 Randy Niemann (1985)
 David West (1988-1989)
 Chris Jelic (1990)
 Terry Bross (1991)
 Barry Jones (1992)
 Dallas Green (1993-1996)
 Brian Bohanon (1997-1998)
 Willie Blair (1998)
 Jermaine Allensworth (1999)
 Rich Rodriguez (2000)
 Tyler Walker (2002)
 Jeremy Griffiths (2003)
 Jose Parra (2004)
 Tim Hamulack (2005)
 Oliver Perez (2006-2010)
 Dale Thayer (2011)
 Manny Acosta (2011-2012)
 Greg Burke (2013)
 Tyler Clippard (2015)
 Chasen Bradford (2017)
 Gerson Bautista (2018)
 Brooks Pounders (2019)

47

Jay Hook (1962-1964)
 Tom Sturdivant (1964)
 Darrell Sutherland (1964)
 Mardie Cornejo (1978)
 Jesse Orosco (1979, 1981-1987)
 Wally Whitehurst (1989-1992)

Mike Draper (1993)
 Jason Jacome (1994-1995)
 Reid Cornelius (1995)
 Derek Wallace (1996)
 Joe McEwing (2000-2002)
 Tom Glavine (2003-2007)
 Casey Fossum (2009)
 Hisanori Takahashi (2010)
 Miguel Batista (2011-2012)
 Aaron Laffey (2013)
 Andrew Brown (2013)
 José Valverde (2014)
 Hansel Robles (2015-2018)
 Drew Gagnon (2018-2019)
 Chasen Shreve (2020)

48

Red Kress (1962)
 Joe Nolan (1973)
 Nino Espinosa (1974)
 Randy Tate (1975)
 Juan Berenguer (1978)
 Ed Glynn (1979-1980)
 Mel Stottlemire (1984)
 Randy Myers (1985-1989)
 Julio Machado (1990)
 Pete Schourek (1991-1994)
 Roger Mason (1994)
 Pedro A. Martinez (1996)
 Ricardo Jordan (1997)
 Randy Niemann (1998-1999)
 Dan Murray (1999)
 Glendon Rusch (1999-2001)
 Kane Davis (2002)
 Aaron Heilman (2003-2008)
 Pat Misch (2009-2011)
 Frank Francisco (2012-2013)
 Jacob deGrom (2014-2020)

49

John Stephenson (1964)
 Kevin Kobel (1978-1980)
 Dyar Miller (1980-1981)
 Walt Terrell (1982-1984)
 Ed Hearn (1986)
 Don Schulze (1987)
 Don Aase (1989)
 Todd Hundley (1990-1991)
 Mike Birkbeck (1992)
 Joe Vitko (1992)
 Pete Walker (1995)
 Bob MacDonald (1996)
 Joe Crawford (1997)
 Brad Clontz (1998)
 Armando Benitez (1999-2003)
 Orber Moreno (2003-2004)
 Felix Heredia (2005)
 Roberto Hernandez (2006)
 Philip Humber (2006-2007)
 Ruddy Lugo (2008)
 Jonathon Niese (2008-2016)
 Josh Smoker (2017)
 Tyler Bashlor (2018-2019)
 Ariel Jurado (2020)

50

Phil Cavaretta (1975-1978)
 Sid Fernandez (1984-1993)
 Juan Castillo (1994)

Rick Trlicek (1997)
 Benny Agbayani (1999-2001)
 John Thomson (2002)
 Matt Watson (2003)
 Victor Diaz (2004)
 Manny Acta (2005)
 Duaner Sanchez (2006-2008)
 Sean Green (2009-2010)
 Mike O'Connor (2011)
 Scott Atchison (2013)
 Rafael Montero (2014-2018)
 Jim Riggleman (2019)
 Jeremy Accardo (2020)
 Miguel Castro (2020)

51

Cookie Lavagetto (1962-1963)
 Wes Westrum (1964-1965)
 Roy McMillan (1973-1976)
 Denny Sommers (1977-1978)
 Dick Sisler (1979-1980)
 Deron Johnson (1981)
 Jim Frey (1982-1983)
 Vern Hoscheit (1984-1987)
 Tom Spencer (1991)
 John Stephenson (1992)
 Mike Maddux (1993-1994)
 Lance Johnson (1996)
 Mookie Wilson (1997)
 Mel Rojas (1997-1998)
 Rick White (2000-2001)
 Dave Engel (2002)
 Chris Chambliss (2002)
 Rick Peterson (2004-2008)
 Luis Aguiayo (2008)
 Luis Alicea (2009)
 Chip Hale (2010-2011)
 Dave Hudgens (2012-2014)
 Jack Leathersich (2015)
 Jim Henderson (2016)
 Paul Sewald (2017-2020)

52

Solly Hemus (1962-1964)
 Don Heffner (1964-1965)
 Harvey Haddix (1966-1967)
 Joe Pignatano (1968-1981)
 Greg Pavlick (1985-86, 88-91, 94-96)
 Dave Wallace (1999-2000)
 Randy Niemann (2002-2003)
 Rick Waits (2003)
 Tony Clark (2003)
 Don Baylor (2004)
 Guy Conti (2005, 2008)
 Howard Johnson (2007)
 Razor Shines (2009-2010)
 Dave Hudgens (2011)
 Ramon Ramirez (2012)
 Carlos Torres (2013-2015)
 Yoenis Céspedes (2015-2020)

53

Rogers Hornsby (1962)
 Ernie White (1963)
 Mel Harder (1964)
 Sheriff Robinson (1966-1967)
 Eddie Yost (1968-1976)
 Tom Burgess (1977)
 Dal Maxville (1978)

Chuck Cottier (1979-1981)
 Bud Harrelson (1982)
 Bobby Valentine (1983)
 Eric Hillman (1992-1994)
 Rafael Landestoy (1996)
 Tom Robson (1997-1999, 2000)
 Mickey Brantley (1999)
 Dave Engle (2001)
 Mark Guthrie (2002)
 Verne Ruhle (2003)
 Jerry Manuel (2005)
 Chad Bradford (2006)
 Jerry Manuel (2008-2010)
 Eric Langill (2011)
 Bobby Abreu (2014)
 Dave Racaniello (2015-2016)
 Glenn Sherlock (2017-2019)
 Jeremy Hefner (2012-2013, 2020)

54

Red Ruffing (1962)
 Clyde McCullough (1963)
 Whitey Herzog (1966)
 Salty Parker (1967)
 Rube Walker (1968-1971)
 Rob Dromerhauser (1987-1991)
 Mark Clark (1996-1997)
 Al Jackson (1999-2000)
 Charlie Hough (2001-2002)
 Rick Waits (2003)
 Rick Down (2005-2007)
 Brian Lawrence (2007)
 Dave Racaniello (2008-2014)
 Alex Torres (2015)
 Tim Stauffer (2015)
 T.J. Rivera (2016-2018)
 Chili Davis (2019-2020)

55

Sherrif Robinson (1972)
 Joe Fitzgerald (1973-1975)
 Joe Frazier (1976-1977)
 Frank Howard (1982-1984)
 Orel Hershiser (1999)
 Bobby Floyd (2001)
 Shawn Estes (2002)
 Pedro Feliciano (2002-2004)
 Tom Nieto (2005-2007)
 Ken Oberkfell (2008)
 Randy Niemann (2009-2010)
 Chris Young (2011-2012)
 Pedro Feliciano (2013)
 Ty Kelly (2016)
 Kelly Johnson (2015-2016)
 Neil Ramirez (2017)
 Corey Oswalt (2018-2020)

56

Dyar Miller (1980)
 Bill Monbouquette (1982)
 Gene Dusan (1983)
 Jeff Kaiser (1993)
 Bob Apodaca (1996)
 Brian McRae (1997-1998)
 Darren Bragg (2001)
 Edwin Almonte (2003)

Dave Racaniello (2004)
 Guy Conti (2006-2007)
 Luis Ayala (2008)
 Jon Switzer (2009)
 Dave Jauss (2010)
 Jon Debus (2011)
 Andres Torres (2012)
 Scott Rice (2013-2014)
 Ty Kelly (2016-2017)
 Tyler Pill (2017)
 Tom Slater (2018-2020)

57

Bobby Floyd (1997, 2004)
 Tom Robson (2002)
 Jason Roach (2003)
 Eric Valent (2004-2005)
 Johan Santana (2008-2013)
 Lamar Johnson (2014)
 Kevin Long (2015-2017)
 Dave Racaniello (2018-2020)

58

Luis Rosado (1980)
 Anderson Garcia (2006)
 Sandy Alomar Jr. (2008-2009)
 Rafael Arroyo (2010)
 Ken Oberkfell (2011)
 Jenrry Mejia (2013-2015)
 Josh Smoker (2016)
 Dave Racaniello (2017)
 Dave Eiland (2018-2019)
 Phil Regan (2019)
 Hensley Meulens (2020)

59

Ed Lynch (1980)
 Alay Soler (2006)
 Guillermo Mota (2006-2007)
 Dan Warthen (2008-2015)
 Antonio Bastardo (2016)
 Josh Smoker (2016)
 Fernando Salas (2016-2017)
 Jose Lobaton (2018)
 Chuck Hernández (2019)
 Jeremy Accardo (2019-2020)

60

Al Odmundsen (1979-1980)
 Rob Dromerhauser (1987)
 Juan Lopez (2002-2003, 2006)
 Scott Schoeneweis (2007-2008)
 Lillan Castro (2009-2011)
 Luis Natera (2014)
 P.J. Conlon (2018)
 Luis Rojas (2019)
 Andrés Giménez (2020)

61

Jesse Orosco (1979)
 Mario Ramirez (1980)
 Jeff Duncan (2003)
 Chan Ho Park (2007)
 Livan Hernandez (2009)

Jack Egbert (2012)
 Dana Eveland (2014)
 Kevin McGowan (2017)
 Chris Beck (2018)
 Bobby Wahl (2018)
 Walker Lockett (2019-2020)

62

Hubie Brooks (1980)
 Juan Lopez (2008)
 Erik Goeddel (2014-2017)
 Scott Copeland (2018)
 Drew Smith (2018, 2020)

63

Chris Schwinden (2011-2012)
 Elvin Ramirez (2012)
 Gabriel Ynoa (2016)
 Tim Peterson (2018-2019)

64

Elmer Dessens (2009-2010)
 Josh Stinson (2011)
 Akeel Morris (2015)
 Chris Flexen (2017-2019)

65

Robert Gsellman (2016-2020)

66

Josh Edgin (2012-2017)
 Ty Kelly (2018)
 Franklyn Kilome (2020)

67

Seth Lugo (2016-2020)

68

Dario Alvarez (2014-2015)
 Jeff McNeil (2018)
 Wilmer Font (2019)
 Donnie Hart (2019)
 Dellin Betances (2020)

70

Wilfredo Tovar (2013-2014)
 Eric Hanhold (2018)
 Ali Sánchez (2020)

71

Gonzalez German (2013-2014)
 Ryan O'Rourke (2019)
 Hunter Strickland (2020)

72

Carlos Torres (2015)
 Phillip Evans (2017)
 Jack Reinheimer (2018)
 Stephen Nogosek (2019)

73

Kenny Rogers (1999)
Ricardo Rincon (2008)
Rob Carson (2012-2013)
Daniel Zamora (2018-2019)

74

Chris Mazza (2019)

75

Francisco Rodriguez (2009-2011)

76

Patrick Mazeika (2020)

77

D.J. Carrasco (2011-2012)
Tomás Nido (2017)
Buddy Baumann (2018)
David Peterson (2020)

78

Eric Langill (2012-2020)

84

Nelson Silverio (2003)

87

Juan Lagares (2020)

88

Tom Goodwin (2017)

91

Carlos Gómez (2019)
Ryan Ellis (2020)

99

Turk Wendell (1997-2001)

SHUTOUTS IN BACK-TO-BACK STARTS

The 15 times in Mets history a pitcher has thrown a shutout in consecutive starts:

Pitcher	Year	Dates
1. Jerry Koosman	1968	April 11 at Los Angeles (4-0) & April 17 vs. San Francisco (3-0)
2. Tom Seaver	1968	June 25 at Cincinnati (4-0) & June 30 at Houston (1-0)
3. Jerry Koosman	1968	July 21 at St. Louis (1-0) & July 26 vs. Cincinnati (2-0)
4. Jerry Koosman	1969	June 18 at Philadelphia (2-0) & June 22 vs. St. Louis (1-0)
5. Jim McAndrew	1969	August 20 vs. San Francisco (6-0) & August 26 at San Diego (3-0)
6. Jerry Koosman	1969	September 12 at Pittsburgh (1-0) & September 17 at Montreal (5-0)
7. Tom Seaver	1975	June 10 at San Francisco (5-0) & June 15 at San Diego (6-0)
8. Tom Seaver	1975	August 27 vs. San Diego (7-0) & September 1 vs. Pittsburgh (3-0)
9. Tom Seaver	1977	April 12 vs. St. Louis (4-0) & April 17 vs. Chicago (6-0)
10. Jon Matlack	1977	May 13 vs. Los Angeles (3-0) & May 18 vs. San Francisco (2-0)
11. Pat Zachry	1980	July 25 vs. Cincinnati (2-0) & July 30 vs. Atlanta (3-0)
12. Dwight Gooden	1984	September 7 vs. Chicago (10-0) & September 12 vs. Pittsburgh (2-0)
13. David Cone	1992	April 28 vs. Houston (4-0) & May 3 at Atlanta (7-0)
14. David Cone	1992	May 19 at San Diego (8-0) & May 24 at San Francisco (6-0)
15. Johan Santana	2012	May 26 vs. San Diego (9-0) & June 1 vs. St. Louis (8-0)

AND THE NAME IS...

The name Mets was judged by club owner Joan Payson as the one that best met five basic criteria:

1. It met public and press acceptance;
2. It was closely related to the team's corporate name (Metropolitan Baseball Club, Inc);
3. It was descriptive of the Metropolitan area;
4. It had a brevity that delighted copy readers everywhere;
5. It had historical background, referring to the Metropolitans of the 19th century American Association.

Other names considered included Rebels, Skyliners, NYBs, Burros (for the five boroughs), Continentals, Avengers...As well as Jets and Islanders, names that would eventually find their way into the New York sports scene.

CAP AND UNIFORM HISTORY

1962 - Home Uniform: The colors chosen were “Dodgers Blue” and “Giants Orange,” and the NY monogram on the cap was a resurrection of the Giants’ logo. The jersey was white with blue pinstripes and “Mets” in script across the chest on an upward slant, which was based on the Brooklyn Dodgers uniform. Road Uniform: The words “New York” in all capital letters with orange piping were used. The home pinstripe base was replaced by a solid gray color. The same royal blue cap was used for both home and road uniforms.

1964-1965 - During the team’s first two seasons at Shea Stadium, a patch commemorating the city’s hosting of the World’s Fair replaced the Mets skyline logo on the sleeve of the home and road jersey. This was a relatively new innovation in baseball uniforms across the country and in New York.

1965 - Numbers are added to the front of both the home and away uniform jerseys.

1966 - The Mets skyline logo appeared on the left sleeve for the first time.

1969 - A patch commemorating the 100th Anniversary of Major League Baseball is worn on the left sleeve of both the home and road jerseys, again replacing the skyline logo.

1972 - The Mets wear a black armband on the left sleeve of both the home and road uniforms in memory of Mets manager Gil Hodges, who passed away prior to the start of the 1972 campaign. Both the home and road uniforms are changed from flannel uniforms with double-knit lettering to tackle twill.

1973 - During the second half of their NL Championship season (and through the NLCS and World Series) the Mets wore a vertical patch on the right sleeve of their warmup jackets commemorating the 75th Anniversary of the incorporation of New York City into five boroughs in 1898 (prior to 1898, Brooklyn had been a separate city). The patch featured a stylized “75” logo with a map of the five boroughs place in the loop of the “5.”

1974 - The “zig-zag” pinstripes are featured on the home uniform. “New York” on the front of the road jersey is replaced by “Mets.”

1976 - The Mets once again wear black armbands commemorating the passing of two of the primary figures at the time of the club’s inception – owner/president Joan Payson and manager Casey Stengel-both of whom passed away following the 1975 season. In addition, a patch commemorating the National League Centennial is on the right sleeve. For selected games during the season the team also wore a special striped hat as part of the celebration surrounding the NL Centennial.

1978 - The white jersey changes to a pullover with a two-button, crew-neck style collar. Two blue stripes and one orange stripe, equal in width, are added to the cuff of both the left and right sleeve, as well as around the collar. In addition, orange and blue striping is added down the leg of the road pants.

1979 - The Mets add names to the back of their home uniforms.

1979-1980 - The years of the mismatched uniforms, with some of the old 1979 uniforms still being worn in 1980, when the design changed slightly. Some had logo patches on the sleeve and some didn’t. Some had the uniform numbers high up on the players’ backs, some had the numbers way down low. Most had player names on the back, but some didn’t (Claudell Washington was with the Mets for a month until they could find a plaque big enough to fit his name).

1982 - The Mets add an alternate blue road jersey. The royal blue pullover jersey features thick orange and blue racing stripes with “Mets” across the chest.

1983 - The pullover white pinstriped jersey with thick striping from the neck all the way down to the socks is unveiled. In addition, the skyline logo is removed from the jersey. The Mets road jersey also changed to the pullover variety with “Mets” in script across the chest of the gray jersey with the thick stripes down the side.

1986 - The team wears a special 25th Anniversary patch commemorating the franchise’s founding year of 1962.

1987 - The only Mets uniform to last but a single year. The 1987 road uniform marked the first appearance of the words “New York” written in script across the chest.

1988 - “New York” on the front of the road jersey was changed to block lettering in an arch across the chest. A white outline was added to the outline of all letters and numbers as well as to the racing stripe down the side of the uniform.

1991 - Buttons return to the uniform. The home jersey still featured the script “Mets” and the road jersey keeps the block-lettered “New York”.

1992 - A special “S” patch was added to the sleeve of both the home and road jerseys in tribute to the late William A. Shea, who was instrumental in the birth of the franchise.

1993 - The skyline logo returned to the left sleeve of both the home and road jerseys while the thick racing stripes were removed from both uniforms. A new script was used for the “Mets” lettering across the chest of the home uniform. The lettering was

similar to the script “Mets” used from the team’s inception, with an added tail that underlines the entire word. In addition, the “zig-zag” pinstripes that had been featured on the home uniform since 1972 were changed to a straight pinstripe. The road jersey featured a script lettering “New York” that also is underlined. Finally all hats worn by teams across Major League Baseball featured the MLB logo, centered on the back of the cap.

1994 - A patch commemorating the 125th Anniversary of Major League Baseball is worn on the right sleeve of both the home and road uniforms. The skyline logo on the left sleeve was also replaced for this season with a special patch commemorating the 25th Anniversary of the Miracle Mets.

1995 - The skyline logo returned to the sleeve of both the home and road uniforms, while the underlining of the “Mets” and “New York” on both versions of the jerseys was removed in favor of the more classic lettering. The button atop the blue Mets cap was changed from royal blue to orange.

1997 - An alternate home “snow white” uniform was added. The jersey is very similar to the traditional home uniform, without the pinstripes. The team also added an alternate white cap with a blue brim and an interlocking orange NY. Teams across Major League Baseball featured a special 50th Anniversary patch commemorating Jackie Robinson breaking baseball’s color barrier.

1998 - The alternate white cap was scrapped in favor of a new black cap with royal blue trim and an interlocking NY in royal blue. The team added a second alternate jersey, which is worn both at home as well as on the road. The black uniform, with “Mets” across the chest on an upward slant, featured blue letters and numbers with a white and orange drop shadow.

1999 - A second alternate cap was added. The all-black cap features an interlocking NY in royal blue with a white and orange drop shadow. In addition, player names were removed from all three jerseys worn at home – white pinstripes, “snow white,” and black alternate. An alternate black road jersey was added as well, similar to the alternate black home jersey, but featuring “New York” across the chest. Additionally, a slight change was made in the Mets skyline logo, as the small interlocking NY is removed. This was the first change to the skyline logo since the team’s inception in 1962.

2000 - All teams added the Major League Baseball logo to the back of the home, road and alternate jerseys. The team also opens the season in Tokyo, Japan and featured a special patch commemorating the first games played outside North America. Player names returned to the back of all

versions of the home jersey after a one-year hiatus. Finally, the Mets wore a patch with the official logo of the 2000 World Series during that year’s Fall Classic.

2001 - The team wore a special patch in memory of the passing of Mets legend Tommie Agee, who died of a heart attack prior to the season and prospect Brian Cole, who was killed in an automobile accident. The patch featured 20 and 60, the numbers worn by Agee and Cole, and was worn for the Mets home opener on April 9, 2001. Later in the season, in response to the attacks on September 11th, the Mets wore caps honoring the NYPD, FDNY, Port Authority, Emergency Medical Services, and numerous other city services that were affected by the terrorist attacks. An American flag was also added to the back of all jerseys league wide, and American flags were also added to the side of all caps.

2002 - The Mets honored the franchise’s 40th Anniversary with a commemorative patch on the right sleeve of the home jerseys, below which was stitched “9-11-01” in remembrance of the September 11th attacks.

2004 - The team celebrated Shea Stadium’s 40th birthday with a patch on the right sleeve of the home jersey. The logo was split between blue and orange and features the iconic pitcher and batter neons which adorned Shea Stadium’s exterior. All jerseys also featured an embroidered “Ya Gotta Believe-Tug” patch, in memory of former Mets reliever Tug McGraw. The team also honored the passing of the voice of the Mets, as “Bob Murphy” was embroidered above the Mets logo on the left sleeve in memory of the Hall of Fame broadcaster.

2008 - In recognition of the team’s final season at Shea Stadium, the Mets wore a patch commemorating their time in the ballpark which opened in 1964. The logo was adorned to the right sleeve and featured a split image of the stadium’s original facade from 1964 coupled with a more modern version. The imagery was then surrounded by the wording “Shea Stadium 1964-2008.”

2009 - The Mets opened Citi Field with a patch commemorating their first year in their new world-class home. The logo was placed on the right sleeve of the Mets home jersey and resembled the Citi Field logo, but featured the wording “Inaugural Season 2009.”

2010 - The Mets introduced a new pinstripe jersey that combines elements of both new and old Mets uniforms. The natural color and pinstripes were staples of the Mets uniform when the team debuted in 1962, and were complemented by a more modern day script “Mets” across the chest.

2012 - To celebrate the club's 50th Anniversary, the team wore white and road gray uniforms reflecting the look of the original uniform from their inaugural season. The black dropshadow was removed from the Mets script logo, letters and numbers. The pinstripe jersey was the primary home uniform. The Mets also introduced a 50th Anniversary logo that incorporates the basic elements of the original blue and orange skyline logo, with gold accents in celebration of the franchise's golden anniversary. The Mets wore a new blue and orange batting practice jersey. The last time the Mets home black jersey was worn was on July 21, 2012.

2013 - The Mets introduced a blue alternate home and road jersey for the 2013 season. Both versions feature Mets blue with orange piping with the orange lettering on the home jersey and gray lettering on the road one. The 2013 All-Star logo patch was featured on the left sleeve. The club also introduced two new caps. The first was a training cap that is crafted from high-performance materials and features a royal blue crown and an orange button and visor. The logo was a running Mr. Met. The other cap had a royal blue crown with an orange button and visor. The logo was an orange "NY" with a bold white outline.

2014 - The Mets wore camouflage jerseys and hats during Monday night home games in 2014-2015 to salute U.S. servicemen and women. The club also wore a patch reading "Ralph Kiner 1922-

2014" with a microphone on all jerseys after the legendary broadcaster passed away during the winter. The Mets added a "FC" patch to the uniform on July 4 after former GM Frank Cashen passed away. A Mr. Met patch was also added to the Mets alternate home and road jerseys.

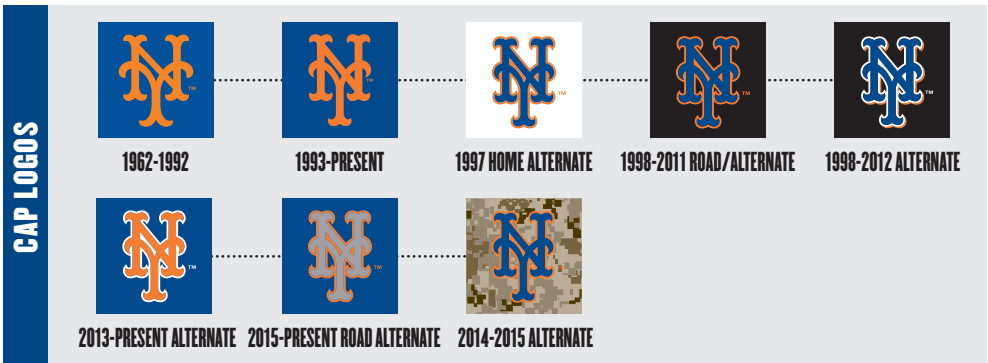

2015 - The Mets featured an all white pinstripe uniform. The road alternate cap was royal blue with a gray "NY" logo outlined in orange.

2016 - All uniforms were upgraded to the new Majestic "Flex Base" pattern, however, they looked exactly the same. The Mets wore a throwback 1986 uniform at home on Sundays to honor the 30th Anniversary of the Mets' 1986 World Championship.

2017 - All on-field jerseys featured the iconic Mets skyline patch on the left sleeve. Two new caps were introduced, a home alternate Mets blue cap with a two-color orange and white "NY" and orange button. The other cap was a new batting practice cap with an orange visor. Mr. Met was removed from all uniform elements.

2020 - After the passing of Hall of Famer Tom Seaver the Mets wore a black circle "41" memorial patch on the right sleeve starting on September 4 for the remainder of the season.

2021 - The Mets will wear a Tom Seaver tribute patch on the right sleeve.



UNIFORM PATCHES



HOME - 1966-68, 1970-81
ROAD - 1962-68, 1970-81



1969



1976



1986



1992



1993, 1995-98



1994



1994



1997



1999-2011, 2013-PRESENT



1999-2013 ALTERNATE



APRIL 9, 2001



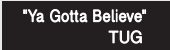
2001-2002



2002



2004



2004



2004



2008 HOME, ALT HOME



2009 HOME, ALT HOME



2012



2013



2014



2014-2016 ALTERNATE



2014-2015 ALTERNATE



2016 ALTERNATE



2018



2019



2020



2021

EXPANSION METS

The 22 original Mets selected in the expansion draft of October 10, 1961.

\$125,000

Pitchers—Jay Hook (Cincinnati), Bob L. Miller (St. Louis);
Infielder—Don Zimmer (Chicago);
Outfielder—Lee Walls (Philadelphia).

\$75,000

Pitchers—Craig Anderson (St. Louis), Roger Craig (Los Angeles),
Ray Daviault (San Francisco), Al Jackson (Pittsburgh).
Catchers—Chris Cannizzaro (St. Louis), Clarence Coleman (Philadelphia),
Hobie Landrith (San Francisco)
Infielders—Ed Bouchee (Chicago), Elio Chacon (Cincinnati),
Sammy Drake (Chicago), Gil Hodges (Los Angeles), Felix Mantilla (Milwaukee).
Outfielders—Gus Bell (Cincinnati), Joe Christopher (Pittsburgh),
John DeMerit (Milwaukee), Bobby Gene Smith (Philadelphia).

\$50,000

Pitcher—Sherman Jones (Cincinnati);
Outfielder—Jim Hickman (St. Louis).

HOME JERSEY LETTERING



1962-1992



1993-1994



1995-1998



1997 ALTERNATE HOME



1999-2009



1999-2009 ALT. HOME | 2010-11 HOME



2010-2011 ALTERNATE HOME



2012-2014



2012-2014 ALTERNATE HOME



2013-PRESENT ALTERNATE HOME



2015-PRESENT

ROAD JERSEY LETTERING



1962-1973



1974-1986



1982 ALTERNATE ROAD



1983-1984 ALTERNATE ROAD



1987



1988-1992



1993-1994



1995-1997



1998-2011



1999-2008 ALTERNATE ROAD



2012-PRESENT



2013-PRESENT ALTERNATE ROAD

ALT. JERSEY LETTERING



1998-2014



2014-2015

METS FIRSTS

METS

Game:	April 11, 1962 at St. Louis (Cardinals 11, Mets 4) WP-Larry Jackson; LP-Roger Craig
Batter:	April 11, 1962; Richie Ashburn at St. Louis, fied out to centerfielder Curt Flood off Larry Jackson
Run:	April 11, 1962; Richie Ashburn at St. Louis on Charlie Neal's RBI single off Larry Jackson, third inning
Hit:	April 11, 1962; Gus Bell at St. Louis, second inning, single off Larry Jackson (also first Mets baserunner)
Double:	April 11, 1962; Felix Mantilla at St. Louis, seventh inning off Carey Jackson
Triple:	April 23, 1962; Bobby Smith at Pittsburgh, eighth inning off Jack Lamabe
Home Run:	April 11, 1962; Gil Hodges at St. Louis, fourth inning off Larry Jackson
RBI:	April 11, 1962; Charlie Neal at St. Louis, third-inning RBI single off Larry Jackson
Stolen Base:	April 25, 1962; Richie Ashburn at Cincinnati, third inning, second base
Walk:	April 11, 1962; Felix Mantilla at St. Louis, third inning by Larry Jackson

OPPOSITION

Strikeout:	April 11, 1962; Roger Craig at St. Louis, third inning by Larry Jackson
Batter:	April 11, 1962; Curt Flood, St. Louis, fied out to centerfielder Richie Ashburn off Roger Craig
Run:	April 11, 1962; Julian Javier, St. Louis, on Stan Musial's RBI single off Roger Craig, first inning
Hit:	April 11, 1962; Julian Javier, St. Louis, first inning single off Roger Craig
Double:	April 11, 1962; Stan Musial, St. Louis, third inning off Roger Craig
Triple:	April 13, 1962; Bill Mazerowski, Pittsburgh, second inning off Sherman Jones
Home Run:	April 14, 1962; Bill Mazerowski, Pittsburgh, second inning off Al Jackson
RBI:	April 11, 1962; Stan Musial, St. Louis, first inning
Batter to Walk:	April 11, 1962; Stan Musial, St. Louis, fifth inning by Bob Moorhead
Batter to Strike Out:	April 11, 1962; Gene Oliver, St. Louis, second inning by Roger Craig

GENERAL

Error:	April 11, 1962; Charlie Neal (second base) at St. Louis, sixth inning on a ball hit by Julio Gotay
Pinch Hitter:	April 11, 1962; Ed Bouchee at St. Louis, fourth inning, walked vs. Larry Jackson (Batted for Craig)
Relief Pitcher:	April 11, 1962; Bob Moorhead at St. Louis, fourth inning (relieved Craig)
Home Game:	April 13, 1962 at the Polo Grounds (Pirates 4, Mets 3) WP-Tom Sturdivant; LP-Sherman Jones
Victory:	April 23, 1962 at Pittsburgh (Mets 9, Pirates 1) WP-Jay Hook; LP-Tom Sturdivant
Shutout:	April 29, 1962 vs. Philadelphia (Game One, Won, 8-0) WP-Al Jackson; LP-Art Mahaffey
Extra-Inning Game:	April 17, 1962 vs. Houston (Lost, 5-2 in 11 innings) WP- Jim Golden; LP- Herb Moford
Night Game:	April 11, 1962 at St. Louis (Lost, 11-4) WP-Larry Jackson; LP-Roger Craig
Doubleheader:	April 29, 1962 vs. Philadelphia (Won Game One, 8-0, lost Game Two, 10-2) Game 1, WP-Al Jackson; LP-Art Mahaffey. Game 2, WP-Bobby Locke; LP-Sherman Jones
No-Hitter:	June 1, 2012 vs. St. Louis, Won 8-0 (Johan Santana)

MILESTONE WINS

Win#	Date	Score/Opponent	Win#	Date	Score/Opponent
1	4/23/62	9-0 at Pittsburgh	2000	5/2/89	7-1 at Atlanta
100	5/15/64	4-2 at San Francisco	2500	4/14/96	10-4 at Colorado
500	4/19/70	10-2 vs. Philadelphia	3000	9/3/01	10-7 at Philadelphia
1000	5/22/76	4-1 at Montreal	3500	4/4/08	4-3 (12) vs. Philadelphia
1500	4/6/84	8-1 at Houston	4000	7/8/14	8-3 at Atlanta

POLO GROUNDS

For the first two years of their existence, the Mets played their home games at the historic Polo Grounds while waiting for the finish of the construction of Shea Stadium.

The stadium where the Mets won 56 games during the 1962 and 1963 seasons actually was the fourth venue to carry the name the “Polo Grounds.” The first structure, located between 110th and 112th Streets and Fifth and Sixth Avenues in upper Manhattan, opened its doors in 1876 as a home to polo matches. In 1880, the New York Metropolitan’s leased the grounds for baseball with the New York Giants following suit three years later.

The second Polo Grounds, sporting a 15,000-seat wooden grandstand, was located on 155th Street and Eighth Avenue with the Giants as the main tenants. Although polo was not played there, the team brought the name of its former home. It was here that the famous quirky dimensions—475 feet to centerfield and only 258 feet out to right—were first unveiled. After a fire destroyed the stadium in 1911, it was rebuilt later that year with a capacity of 34,000.

In 1913, the Yankees joined the Giants as tenants, but left after an attendance dispute in 1922. Finally, in 1924, the fourth remodeling of the Polo Grounds was finished, complete with seating for 55,987. It was this incarnation that the Mets began calling home in 1962.

The Giants left New York and the Polo Grounds in 1957, leaving the stadium with only the memories of some of the most famous moments in baseball history, such as Bobby Thomson’s game-winning “Shot Heard ‘Round the World” to clinch the 1951 pennant, and Willie Mays’ over-the-shoulder catch



The Mets’ first game at the Polo Grounds, April 13, 1962.

in the 1954 World Series. Without a Major League Baseball team as a regular tenant, the stadium deteriorated to the point where the Mets needed to spend \$300,000 to refurbish the ballpark before moving in to start the 1962 season.

With a fresh coat of paint, a new scoreboard, better lighting, more dining options for fans and a complete overhaul of the outfield and infield grass, the Mets played their first home game in the Polo Grounds on April 13, 1962 and lost 4-3 to the Pittsburgh Pirates. New York played 160 more games at their temporary home over the next two seasons and left for good following a 5-1 loss to Philadelphia Phillies on September 18, 1963.

The aging stadium was finally demolished over a period of four months in 1964. A housing development now occupies the famous site.

METS ALL-TIME HR/RBI LEADERS BY POSITION

Position

Catcher	Todd Hundley - 41 ('96)
First Base	Pete Alonso - 53 ('19)
Second Base	Edgardo Alfonzo - 27 ('99)
Shortstop	Asdrúbal Cabrera - 22 ('16)
Third Base	Howard Johnson - 38 ('91)
Leftfield	Dave Kingman - 36 ('75)
Centerfield	Carlos Beltrán - 41 ('06)
Rightfield	Darryl Strawberry - 38 ('87 & '88)
Pitcher	Tom Seaver - 3 ('72)

NOAH SYNDERGAARD - 3 ('16)

Player - RBI (Year)

Mike Piazza - 124 ('99)
Pete Alonso - 120 ('19)
Edgardo Alfonzo - 108 ('99)
José Reyes - 81 ('06)
David Wright - 124 ('08)
Bernard Gilkey - 117 ('96)
Carlos Beltrán - 116 ('06)
Darryl Strawberry - 108 ('90)
Tom Seaver - 10 ('70)

POLO GROUNDS' FIRSTS

- Game:** April 13, 1962 vs. Pittsburgh (Pirates-4, Mets-3). WP-Tom Sturdivant; LP-Sherman Jones
- Batter:** Bill Virdon, Pittsburgh. Grounded out, shortstop Felix Mantilla to Jim Marshall, off Sherman Jones
- Mets Batter:** Richie Ashburn. Grounded out, second baseman Bill Mazerowski to first baseman Dick Stuart, facing Tom Sturdivant
- Hit:** April 13, 1962; Smokey Burgess, Pittsburgh, second inning off Sherman Jones
- Mets Hit:** April 13, 1962; Sherman Jones vs. Pittsburgh, third inning single off Tom Sturdivant
- Single:** April 13, 1962; Smokey Burgess, Pittsburgh, second inning off Sherman Jones
- Double:** April 13, 1962; Don Hoak, Pittsburgh, second inning off Sherman Jones
- Mets Double:** April 13, 1962; Jim Marshall, fifth inning off Tom Sturdivant
- Triple:** April 13, 1962; Bill Mazerowski, Pittsburgh, second inning off Sherman Jones
- Mets Triple:** April 27, 1962; Charlie Neal vs. Philadelphia, sixth inning off Cal McLish
- Home Run:** April 13, 1962; Frank Thomas vs. Pittsburgh, sixth inning solo shot off Tom Sturdivant
- RBI:** April 13, 1962; Don Hoak, Pittsburgh, second inning
- Mets RBI:** April 13, 1962; Richie Ashburn vs. Pittsburgh, fifth inning
- Run:** April 13, 1962; Smokey Burgess, Pittsburgh, second inning
- Mets Run:** April 13, 1962; Jim Marshall vs. Pittsburgh, fifth inning
- Stolen Base:** April 18, 1962; Julian Javier, St. Louis, second base, fourth inning
- Mets Stolen Base:** April 29, 1962; Elio Chacon vs. Philadelphia (Game One), second base, fourth inning
- Strikeout:** April 13, 1962; Bob Skinner, Pittsburgh, first inning by Sherman Jones
- Walk:** April 13, 1962; Jim Marshall vs. Pittsburgh, second inning by Tom Sturdivant
- Hit Batter:** April 14, 1962; Felix Mantilla vs. Pittsburgh, eighth inning by Vinegar Bend Mizell
- Wild Pitch:** April 13, 1962; Herb Moford vs. Pittsburgh, sixth inning
- Error:** April 13, 1962; Roy Face, Pittsburgh, eighth inning
- Mets Victory:** April 28, 1962; vs. Philadelphia (Won, 8-6).
WP-Roger Craig; LP-Frank Sullivan
- Shutout:** April 29, 1962; vs. Philadelphia (Game One, Won, 8-0).
WP-Al Jackson; LP-Art Mahaffey
- Extra-Inning Game:** April 17, 1962; vs. Houston (Lost, 5-2 in 11 innings).
WP-Jim Golden; LP-Herb Moford
- Night Game:** May 1, 1962; vs. Cincinnati (Lost, 8-2).
WP-Joey Jay; LP-Jay Hook
- Doubleheader:** April 29, 1962; vs. Philadelphia (Won Game One, 8-0, lost Game Two, 10-2)
Game 1, WP-Al Jackson; LP-Art Mahaffey.
Game 2, WP-Bobby Locke; LP-Sherman Jones

NEVER TOO YOUNG

Ten teenagers have played for the Mets, ranging from 17-year old Ed Kranepool in 1962 to 19-year old José Reyes in 2003. Here are the 10 Met teenagers, starting with the youngest:

Name	Birthdate	First Game	Age at First Game
Ed Kranepool	November 8, 1944	September 22, 1962	17 years, 10 months, 14 day
Jim Bethke	November 5, 1946	April 12, 1965	18 years, 5 months, 7 days
Jerry Hinsley	April 9, 1945	April 18, 1964	19 years, 9 days
Kevin Collins	August 4, 1946	September 1, 1965	19 years, 28 days
Dwight Gooden	Nov. 16, 1964	April 7, 1984	19 years, 4 months, 22 days
Nolan Ryan	January 31, 1947	September 11, 1966	19 years, 7 months, 11 days
Greg Goossen	December 14, 1945	September 3, 1965	19 years, 8 months, 20 days
Tim Foli	December 8, 1950	September 11, 1970	19 years, 9 months, 3 days
Jose Oquendo	July 4, 1963	May 2, 1983	19 years, 9 months, 28 days
José Reyes	June 11, 1983	June 10, 2003	19 years, 11 months, 30 days

SHEA STADIUM

In 1964, the Mets moved from Manhattan to Queens and their brand-new home, William A. Shea Municipal Stadium. Located on 126th Street and Roosevelt Avenue, Shea would welcome more than 94 million fans and some of the most famous moments in Mets history during its 45 years.

The stadium originally was to be called “Flushing Meadows Stadium.” But in 1962, behind a movement led by department store magnate Bernard Gimbel, the Flushing Meadows Stadium label was dropped in favor of a name that honored the man most responsible for returning National League baseball to New York, prominent attorney Bill Shea. Shea Stadium was born.

Architect John Waterbury drew up the plans for the stadium and the ceremonial ground-breaking took place on October 28, 1961. The designs called for the city to contribute \$24.5 million to construct the ballpark, with the Mets to chip in another \$6.5 million for office space, restaurants and other amenities.

The 55,300-seat stadium was completed and Shea opened to 48,736 fans on April 17, 1964. But in a scene reminiscent of Opening Day at the Polo Grounds two years earlier, the Pirates again beat the Mets, 4-3.

In their first season at Shea, the Mets drew 1,732,597 fans and hosted the All-Star Game before baseball handed off the reigns to football and the New York Jets for the winter. Football would be a permanent winter staple in Queens until 1983, when the Jets left for New Jersey.

Shea was designed to be a multi-purpose complex—it was the first major stadium in the United States to have two movable field box sections—and as such held a variety of events. The Beatles gave the first-ever concert at Shea Stadium on August 15, 1965, in front of more than 55,000 fainting, crying and screaming fans.

It was, and remains to this day, the most historic concert ever, as it was the first time in history that a sports stadium was used for a rock concert.



The Mets first game at Shea Stadium, April 17, 1964.

The groundbreaking Beatles concert at Shea set new attendance records at the time; it was the first large-scale, outdoor concert that demonstrated such events could be hugely successful and profitable.

Other unforgettable Shea moments include the historic papal Mass celebrated by Pope John Paul II in 1979, plus concerts staged by music legends including Billy Joel, The Rolling Stones, Elton John, Eric Clapton, Jimi Hendrix and Bruce Springsteen. The stadium also played host to a wide variety of sporting events, such as soccer, boxing and wrestling matches and college football, along with the normal schedule of baseball and NFL football games.

In 1975, Shea was the center of the New York sports world. The Mets, Yankees, Jets and Giants all called the stadium home, marking the first and only time in professional sports history that two baseball teams and two football teams shared the same facility in the same year. Both the Yankees and Giants needed a temporary home while Yankee Stadium underwent renovations.

Throughout the years, Shea was the site for some of the most memorable moments in Mets history: Cleon Jones catching the clinching out of the 1969 World Series, the amazing comeback in Game Six of the 1986 World Series, and President Bill Clinton joining Jackie Robinson's widow, Rachel, to retire the Hall of Famers' uniform number 42 on April 15, 1997. Shea finally closed its doors on September 28, 2008 following the Mets' 4-2 loss to the Florida Marlins.

The demolition of Shea took several months, with the final piece coming down on February 18, 2009 at 11:22 a.m. Citi Field's Parking Lot D covers the grounds where Shea once stood, with markers commemorating the original locations of the stadium's home plate, bases and pitching mound.



Pope John Paul II addresses the crowd at Shea in 1979.

SHEA STADIUM FIRSTS

Game:	April 17, 1964; Pirates, 4, Mets 3 (WP-Bob Friend; LP-Ed Bauta)
Batter:	Dick Schofield, Pittsburgh. Popped up to Mets second baseman Larry Burright off pitcher Jack Fisher
Mets Batter:	Tim Harkness Grounded out, shortstop Dick Schofield to first baseman Donn Clendenon off Bob Friend
Hit:	April 17, 1964; Willie Stargell, Pittsburgh; second-inning home run off Jack Fisher
Mets Hits:	April 17, 1964; Tim Harkness; third-inning single off Bob Friend
Single:	April 17, 1964; Bob Bailey, Pittsburgh; second inning off Jack Fisher
Double:	April 17, 1964; Ron Hunt, Mets; fourth inning off Bob Friend
Triple:	April 18, 1964; Roberto Clemente, Pittsburgh; sixth inning off Jerry Hinsley
Mets Triple:	May 8, 1964; Jesse Gonder, vs. St. Louis, first inning off Ernie Broglio
Home Run:	April 17, 1964; Willie Stargell, Pittsburgh, second inning off Jack Fisher
Mets Home Run:	April 23, 1964; Ron Hunt, vs. Chicago (NL), eighth inning off Dick Ellsworth
Run:	April 17, 1964; Willie Stargell, Pittsburgh, second inning
Mets Run:	April 17, 1964; Ron Hunt vs. Pittsburgh, fourth inning
RBI:	April 17, 1964; Willie Stargell, Pittsburgh, second inning
Mets RBI:	April 17, 1964; Jesse Gonder vs. Pittsburgh, fourth inning
Stolen Base:	April 19, 1964; Joe Christopher, Mets; sixth inning vs. Pittsburgh
Strikeout:	April 17, 1964; Roberto Clemente, Pirates; first inning by Jack Fisher
Walk:	April 17, 1964; Jim Hickman, Mets vs. Pittsburgh, second inning by Bob Friend
Hit Batter:	April 17, 1964; Jim Hickman, Mets vs. Pittsburgh, fourth inning by Bob Friend May 6, 1964; Larry Bearnarth, Mets vs. Cincinnati, fifth inning
Error:	April 17, 1964; Bill Mazerowski, Pittsburgh, sixth inning
Mets Victory:	April 19, 1964; vs. Pittsburgh (Won, 6-0) WP-Al Jackson; LP-Bob Veale
Shutout:	April 19, 1964; vs. Pittsburgh (Won, 6-0) WP- Al Jackson; LP- Bob Veale
Extra-Inning Game:	May 31, 1964; vs. San Francisco (Game Two, Lost, 8-6, 23 innings) WP-Gaylord Perry; LP-Galen Cisco
Night Game:	May 6, 1964; vs. Cincinnati (Lost, 12-4) WP-Sammy Ellis; LP-Bill Wakefield
Doubleheader:	May 10, 1964; vs. St. Louis (Won Game One, 4-1, lost Game Two, 10-1) Game 1, WP-Tracy Stallard; LP-Roger Craig Game 2, WP-Ray Washburn; LP-Jerry Hinsley

SUSPENDED GAMES

July 13, 1977	Cubs 5, Mets 2 at Shea (Game suspended in the 6th due to NYC blackout and completed on September 16.
June 17, 1979	Mets 2, Braves 1 at Shea (Game suspended in 9th due to rain and completed on August 27.
August 6, 1986	Mets 7, Cubs 6 at Wrigley Field (Game suspended in 7th due to darkness and completed on August 7.
May 24, 2013	Mets 5, Braves 7 at Citi Field - 10 innings (Game suspended in 9th due to rain/severe weather and completed on May 25.
June 27, 2015	Mets 2, Reds 1 at Citi Field - 13 innings (Game suspended in 7th due to rain and completed on June 28.
August 28, 2018	Mets 1, Cubs 2 at Wrigley Field - 11 innings (Game suspended in 10th due to rain and completed on August 29.
June 13, 2019	Mets 4, Cardinals 5 at Citi Field - 10 innings (Game suspended in 9th due to rain and completed on June 14.

CITI FIELD



OPENED
April 13, 2009
(Mets vs. San Diego Padres)

CAPACITY
41,922
SQUARE FEET
1.3 million

SUITES
10 Delta Suites
39 Empire Level Suites
5 Empire Level Party Suites

CLUBS
Coca-Cola Corner
Delta Sky360 Club
Hyundai Club
Metropolitan Grille
Piazza 31 Club by True Vodka
Jim Beam Highball Club
Clover Home Plate Club

JACKIE ROBINSON ROTUNDA

The iconic main entry to Citi Field honors Jackie Robinson, the great American trailblazer who became the first African-American player to break Major League Baseball's color barrier with the Dodgers in 1947. Evoking the classic design of Ebbets Field, the Rotunda recognizes and perpetuates the humanitarian ideals of one of our country's civil rights pioneers. Engraved into the Rotunda's 160-foot diameter floor and etched into its 70-foot archways are words and larger-than-life images that defined Jackie's "nine values": Courage, Excellence, Persistence, Justice, Teamwork, Commitment, Citizenship, Determination, and Integrity. The Rotunda features an eight-foot sculpture of Jackie's number 42, which was retired in perpetuity throughout Major League Baseball in 1997.

OUTFIELD FENCES

The Mets moved in portions of the outfield wall at Citi Field after the 2014 season. The changes affected were located in center to rightfield ranging from three to 11 feet. Citi Field's dimensions are:

Left Field Line - 335 feet Right-center - 380 feet
Left Field - 358 feet Right Field - 370 feet
Left-center - 370 feet Right Field Line - 330 feet
Center - 408 feet

DAKTRONICS HIGH-DEFINITION CENTERFIELD VIDEO BOARD

The Mets installed a new Daktronics high definition centerfield video board before the 2015 season that is 62% larger than the original screen prior to 2015. The new board measures 5,670 square feet (Up from 3,500 square feet) and puts the Mets in the top 10 largest displays in professional baseball. The board makes Citi Field one of the few baseball venues to feature more than one video capable LED display in the seating bowl. The installation brings the total square footage of all displays in the Mets' super-system to more than 17,000 square feet. The center field scoreboard measures 54 feet high by 105 feet wide and features a 13HD pixel layout resulting in more than 1.5 million pixels. The two ribbon displays along the left field fascia of the seating areas measure approximately five feet high by 234 feet wide and five feet high by 49 feet wide respectively. The larger display will feature sponsor messaging and the other display will track strikeouts of opposing batters by Mets pitchers via a "K-Board."

ARCHITECTURAL DESIGN

Inspired by Mets' National League Heritage. The brick, limestone, granite and cast stone throughout the ballpark closely resembles the masonry used at Ebbets Field, the legendary home of the Brooklyn Dodgers. The dark green seats and soot-colored exposed steel recall the Mets' first home, the historic Polo Grounds and former home of the New York Giants. Shea Bridge in right-center is named after William A. Shea, extending the legacy of the man who was the driving force behind bringing National League baseball back to New York and for whom Shea Stadium was named.

CITI FIELD & THE ENVIRONMENT

The Mets have implemented a wide range of sustainable environmental initiatives in the design, construction and operation of Citi Field.

The ballpark was built with recycled concrete and construction vehicles were fueled with ultra-low sulfur diesel. Citi Field's building management system monitors and automatically controls all aspects of energy operation from temperatures to lights to minimize energy consumption. Grease and cooking oil are recycled along with cardboard, glass, metal, bottles, cans, light bulbs and batteries. The Mets save more than four million gallons of water per year by using 414 hands-free faucets, 635 automated toilet flush-valves and 270 waterless urinals. A 11,000 square foot green roof atop the administration building in rightfield, white PVC roofs throughout the ballpark, high mast parking lot light fixtures, permeable pavers, and an underground well used to irrigate the playing field are other ways the Mets are working to protect the environment.

CITI FIELD TOURS

Citi Field features unprecedented amenities and comfort for Mets fans, sports fans and visitors to the New York metropolitan area. The open-air ballpark connects the Mets' National League heritage to the future and to the City through a number of unique design elements. A tour of Citi Field offers fans an insider's look at our ballpark, allowing access to the most restricted, non-public areas.

For more information, visit mets.com/tours

To schedule a private tour:
tours@nymets.com

Ballpark tours are about 1 hour in length and can be customized to accommodate groups of any size and age.

Some highlights of the tour include:

- Jackie Robinson Rotunda, • Mets Hall of Fame & Museum, • View of our Scoreboard Control Room, • Club Spaces, • Press Box, • Suite Level, • Field, • Dugout, • Bullpens, • Press Conference Room, • and more!



CITI FIELD FIRSTS

Game:	April 13, 2009 vs. San Diego (Padres 6, Mets 5). WP-Edward Mujica; LP-Brian Stokes
Batter:	April 13, 2009; Jody Gerut, San Diego, home run to rightfield off Mike Pelfrey
Mets Batter:	April 13, 2009; José Reyes vs. San Diego, grounded out to first baseman Adrian Gonzalez off Walter Silva
Hit:	April 13, 2009; Jody Gerut, San Diego, home run, first inning off Mike Pelfrey
Mets Hit:	April 13, 2009; David Wright vs. San Diego, double, first inning off Walter Silva
Single:	April 13, 2009; David Eckstein, San Diego, first inning off Mike Pelfrey
Mets Single:	April 13, 2009; José Reyes vs. San Diego, third inning off Walter Silva
Double:	April 13, 2009; David Wright vs. San Diego, first inning off Walter Silva
Triple:	April 19, 2009; José Reyes vs. Milwaukee, fifth inning off Jeff Suppan
Home Run:	April 13, 2009; Jody Gerut, San Diego, first inning, home run off Mike Pelfrey
Mets Home Run:	April 13, 2009; David Wright vs. San Diego, fifth inning off Walter Silva
RBI:	April 13, 2009; Jody Gerut, San Diego, first inning, home run off Mike Pelfrey
Mets RBI:	April 13, 2009; Luis Castillo vs. San Diego, second inning, RBI double scoring Brian Schneider off Walter Silva
Run:	April 13, 2009; Jody Gerut, San Diego, first inning, home run off Mike Pelfrey
Mets Run:	April 13, 2009; Brian Schneider vs. San Diego, second inning
Grand Slam:	April 27, 2009; Omir Santos vs. Florida, first inning off Anibal Sanchez
Leadoff Home Run:	April 13, 2009; Jody Gerut, San Diego off Mike Pelfrey
Mets Leadoff Home Run:	August 23, 2009; Angel Pagan vs. Philadelphia off Pedro Martinez
Pinch-hit Home Run:	April 17, 2009; Gary Sheffield vs. Milwaukee, seventh inning off Mitch Stetter
Walk-off Home Run:	May 7, 2010; Rod Barajas vs. San Francisco off Sergio Romo
Walk-off Grand Slam:	April 24, 2013; Jordany Valdespin vs. Los Angeles-NL off Josh Wall
Inside-the-park Home Run:	August 23, 2009; Angel Pagan vs. Philadelphia off Pedro Martinez
Stolen Base:	April 15, 2009; José Reyes vs. San Diego, seventh inning
Strikeout:	April 13, 2009; Nick Hundley, San Diego, second inning by Mike Pelfrey
Walk:	April 13, 2009; Chase Headley, San Diego, first inning by Mike Pelfrey
Mets Walk:	April 13, 2009; Ryan Church vs. San Diego, second inning by Walter Silva
Hit Batter:	April 18, 2009; Gary Sheffield vs. Milwaukee, sixth inning by Yovani Gallardo
Wild Pitch:	April 13, 2009; J.J. Putz vs. San Diego, eighth inning
Error:	April 13, 2009; Ryan Church, San Diego, sixth inning, dropped fly ball
Mets Victory:	April 15, 2009; vs. San Diego (Mets 7, Padres 2). WP-Oliver Perez; LP-Kevin Correia
Shutout:	April 18, 2009; vs. Milwaukee (Mets 1, Brewers 0). WP-Johan Santana; LP-Yovani Gallardo
Extra-inning Game:	May 12, 2009; vs. Atlanta (Mets 4, Braves 3 in 10 innings). WP-Francisco Rodriguez; LP-Jeff Bennett
Night Game:	April 13, 2009; vs. San Diego (Padres 6, Mets 5). WP-Edward Mujica; LP-Brian Stokes
Day Game:	April 18, 2009; vs. Milwaukee (Mets 1, Brewers 0). WP-Johan Santana; LP-Yovani Gallardo
Doubleheader:	July 30, 2009; vs. Colorado (Won Game One, 7-0, Lost Game Two, 4-2) Game 1, WP-Johan Santana; LP-Jason Hammel Game 2, WP-Jorge De La Rosa; LP-Jonathon Niese
No-Hitter:	June 1, 2012 vs. St. Louis, Won 8-0, Johan Santana
Postseason Game:	October 12, 2015 vs. Los Angeles-NL (NLDS - Game 3, Won, 13-7)
World Series Game:	October 30, 2015 vs. Kansas City (Game 3, Won, 9-3)

ALL-TIME BATTING LEADERS

HOME RUNS

Strawberry, Darryl.....	252
Wright, David.....	242
Piazza, Mike.....	220
Johnson, Howard.....	192
Kingman, Dave.....	154
Beltrán, Carlos.....	149
Duda, Lucas.....	125
Hundley, Todd.....	124
McReynolds, Kevin.....	122
Alfonzo, Edgardo.....	120

RUNS BATTED IN

Wright, David.....	970
Strawberry, Darryl.....	733
Piazza, Mike.....	655
Johnson, Howard.....	629
Kranepool, Ed.....	614
Beltrán, Carlos.....	559
Alfonzo, Edgardo.....	538
Jones, Cleon.....	521
Reyes, José.....	521
Hernandez, Keith.....	468

STOLEN BASES

Reyes, José.....	408
Wilson, Mookie.....	281
Johnson, Howard.....	202
Wright, David.....	196
Strawberry, Darryl.....	191
Mazzilli, Lee.....	152
Dykstra, Lenny.....	116
Harrelson, Bud.....	115
Backman, Wally.....	106
Cedeño, Roger.....	105

TOTAL BASES

Wright, David.....	2,945
Reyes, José.....	2,356
Kranepool, Ed.....	2,047
Strawberry, Darryl.....	2,028
Piazza, Mike.....	1,885
Johnson, Howard.....	1,823
Alfonzo, Edgardo.....	1,736
Jones, Cleon.....	1,715
Wilson, Mookie.....	1,586
Beltrán, Carlos.....	1,567

EXTRA-BASE HITS

Wright, David.....	658
Reyes, José.....	493
Strawberry, Darryl.....	469
Johnson, Howard.....	424
Piazza, Mike.....	415
Beltrán, Carlos.....	374
Kranepool, Ed.....	368
Alfonzo, Edgardo.....	346
Murphy, Daniel.....	310
Jones, Cleon.....	308

AVERAGE*

Olerud, John.....	.315
Hernandez, Keith.....	.297
Wright, David.....	.296
Piazza, Mike.....	.296
Magadan, Dave.....	.292
Alfonzo, Edgardo.....	.292
Murphy, Daniel.....	.288
Henderson, Steve.....	.287
Pagan, Angel.....	.284
Backman, Wally.....	.283

GAMES

Kranepool, Ed.....	1,853
Wright, David.....	1,585
Reyes, José.....	1,365
Harrelson, Bud.....	1,322
Grote, Jerry.....	1,235
Jones, Cleon.....	1,201
Johnson, Howard.....	1,154
Wilson, Mookie.....	1,116
Strawberry, Darryl.....	1,109
Alfonzo, Edgardo.....	1,086

AT-BATS

Wright, David.....	5,998
Reyes, José.....	5,437
Kranepool, Ed.....	5,436
Harrelson, Bud.....	4,390
Jones, Cleon.....	4,223
Wilson, Mookie.....	4,027
Johnson, Howard.....	3,968
Strawberry, Darryl.....	3,903
Alfonzo, Edgardo.....	3,897
Grote, Jerry.....	3,881

RUNS

Wright, David.....	949
Reyes, José.....	885
Strawberry, Darryl.....	662
Johnson, Howard.....	627
Alfonzo, Edgardo.....	614
Wilson, Mookie.....	592
Jones, Cleon.....	563
Beltrán, Carlos.....	551
Kranepool, Ed.....	536
Piazza, Mike.....	532

HITS

Wright, David.....	1,777
Reyes, José.....	1,534
Kranepool, Ed.....	1,418
Jones, Cleon.....	1,188
Alfonzo, Edgardo.....	1,136
Wilson, Mookie.....	1,112
Harrelson, Bud.....	1,029
Piazza, Mike.....	1,028
Strawberry, Darryl.....	1,025
Johnson, Howard.....	997

DOUBLES

Wright, David.....	390
Reyes, José.....	272
Murphy, Daniel.....	228
Kranepool, Ed.....	225
Johnson, Howard.....	214
Alfonzo, Edgardo.....	212
Beltrán, Carlos.....	208
Piazza, Mike.....	193
Strawberry, Darryl.....	187
Jones, Cleon.....	182

TRIPLES

Reyes, José.....	113
Wilson, Mookie.....	62
Harrelson, Bud.....	45
Jones, Cleon.....	33
Henderson, Steve.....	31
Strawberry, Darryl.....	30
Johnson, Lance.....	27
Flynn, Doug.....	26
Wright, David.....	26
Kranepool, Ed.....	25

PINCH-HITS

Kranepool, Ed.....	90
Staub, Rusty.....	77
Franco, Matt.....	58
Hodges, Ron.....	48
Anderson, Marlon.....	38
Boisclair, Bruce.....	38
Mazzilli, Lee.....	38
Wilson, Mookie.....	37
Harris, Lenny.....	35
Sasser, Mackey.....	32

PINCH-HIT HOME RUNS

Carreon, Mark.....	8
Hairston, Scott.....	6
Staub, Rusty.....	6
Kranepool, Ed.....	6
Valdespin, Jordany.....	6
Flores, Wilmer.....	5
Johnson, Kelly.....	5
Franco, Matt.....	5
Swo boda, Ron.....	5
Teufel, Tim.....	5

SLUGGING PERCENTAGE*

Piazza, Mike.....	.542
Céspedes, Yoenis.....	.539
Strawberry, Darryl.....	.520
Delgado, Carlos.....	.506
Olerud, John.....	.501
Beltrán, Carlos.....	.500
Bonilla, Bobby.....	.495
Wright, David.....	.491
CONFORTO, MICHAEL484
Floyd, Cliff.....	.478

ON-BASE PERCENTAGE*

Olerud, John.....	.425
Magadan, Dave.....	.391
NIMMO, BRANDON390
Hernandez, Keith.....	.387
Wright, David.....	.376
Piazza, Mike.....	.373
Beltrán, Carlos.....	.369
Alfonzo, Edgardo.....	.367
Castillo, Luis.....	.366
Ventura, Robin.....	.360

HIT-BY-PITCHES

Duda, Lucas.....	48
Wright, David.....	45
Hunt, Ron.....	41
Jones, Cleon.....	39
CONFORTO, MICHAEL	38
Floyd, Cliff.....	37
NIMMO, BRANDON	36
Millan, Felix.....	36
Tejada, Rubén.....	33
Delgado, Carlos.....	33

SACRIFICE FLIES

Wright, David.....	65
Kranepool, Ed.....	58
Johnson, Howard.....	50
Jones, Cleon.....	41
Alfonzo, Edgardo.....	40
Strawberry, Darryl.....	39
Beltrán, Carlos.....	38
Staub, Rusty.....	37
McReynolds, Kevin.....	33
Carter, Gary.....	31
Hernandez, Keith.....	31

WALKS

Wright, David.....	762
Strawberry, Darryl.....	580
Harrelson, Bud.....	573
Johnson, Howard.....	556
Garrett, Wayne.....	482
Hernandez, Keith.....	471
Alfonzo, Edgardo.....	458
Kranepool, Ed.....	454
Beltrán, Carlos.....	449
Mazzilli, Lee.....	438

OPS*

Olerud, John.....	.926
Piazza, Mike.....	.915
Céspedes, Yoenis.....	.883
Strawberry, Darryl.....	.878
Beltrán, Carlos.....	.869
Wright, David.....	.867
Delgado, Carlos.....	.857
Bonilla, Bobby.....	.851
CONFORTO, MICHAEL843
NIMMO, BRANDON838

* minimum 1,000 at-bats

ALL-TIME PITCHING LEADERS

GAMES

Franco, John	695
Feliciano, Pedro	484
FAMILIA, JEURYS	404
Seaver, Tom	401
Koosman, Jerry	376
Orosco, Jesse	372
McGraw, Tug	361
Benitez, Armando	333
Parnell, Bobby	329
Heilman, Aaron	305
Gooden, Dwight	305

LOSSES

Koosman, Jerry	137
Seaver, Tom	124
Gooden, Dwight	85
Matlack, Jon	81
Jackson, Al	80
Fernandez, Sid	78
Fisher, Jack	73
Swan, Craig	71
Darling, Ron	70
Leiter, Al	67

STRIKEOUTS

Seaver, Tom	2,541
Gooden, Dwight	1,875
Koosman, Jerry	1,799
Fernandez, Sid	1,449
deGROM, JACOB	1,359
Cone, David	1,172
Darling, Ron	1,148
Leiter, Al	1,106
Matlack, Jon	1,023
Niese, Jonathon	838

WHIP*

deGROM, JACOB	1.047
Seaver, Tom	1.076
Saberhagen, Bret	1.079
Fernandez, Sid	1.113
Dickey, R.A.	1.150
Reed, Rick	1.155
SYNDERGAARD, NOAH	1.161
Gooden, Dwight	1.175
Ojeda, Bobby	1.182
McAndrew, Jim	1.184

HOLDS

Feliciano, Pedro	103
Heilman, Aaron	68
Parnell, Bobby	59
Cook, Dennis	56
Wendell, Turk	55
Franco, John	53
Reed, Addison	50
Weathers, David	49
Blevins, Jerry	48
FAMILIA, JEURYS	46

STARTS

Seaver, Tom	395
Koosman, Jerry	346
Gooden, Dwight	303
Fernandez, Sid	250
Darling, Ron	241
Leiter, Al	213
Matlack, Jon	199
Jones, Bobby	190
Swan, Craig	184
deGROM, JACOB	183

INNINGS PITCHED

Seaver, Tom	3,045.2
Koosman, Jerry	2,544.2
Gooden, Dwight	2,169.2
Darling, Ron	1,620.0
Fernandez, Sid	1,584.2
Matlack, Jon	1,448.0
Leiter, Al	1,360.0
Swan, Craig	1,230.2
Jones, Bobby	1,215.2
Cone, David	1,209.1

SAVES (SINCE 1969)

Franco, John	276
Benitez, Armando	160
FAMILIA, JEURYS	123
Orosco, Jesse	107
Wagner, Billy	101
McGraw, Tug	86
McDowell, Roger	84
Rodriguez, Francisco	83
Allen, Neil	69
Lockwood, Skip	65

STRIKEOUT PER 9*

deGROM, JACOB	10.46
SYNDERGAARD, NOAH	9.74
Cone, David	8.72
Wheeler, Zack	8.72
Ryan, Nolan	8.70
Harvey, Matt	8.62
Matz, Steven	8.57
Perez, Oliver	8.55
Fernandez, Sid	8.23
Gooden, Dwight	7.78

QUALITY STARTS

Seaver, Tom	293
Koosman, Jerry	231
Gooden, Dwight	209
Darling, Ron	160
Fernandez, Sid	157
Leiter, Al	140
deGROM, JACOB	136
Matlack, Jon	134
Cone, David	111
Jones, Bobby	110

COMPLETE GAMES

Seaver, Tom	171
Koosman, Jerry	108
Gooden, Dwight	67
Matlack, Jon	65
Jackson, Al	41
Fisher, Jack	35
Cone, David	34
Craig, Roger	27
Darling, Ron	25
Swan, Craig	25

HITS ALLOWED

Seaver, Tom	2,431
Koosman, Jerry	2,281
Gooden, Dwight	1,898
Darling, Ron	1,473
Matlack, Jon	1,312
Jones, Bobby	1,255
Leiter, Al	1,222
Swan, Craig	1,191
Fernandez, Sid	1,167
Niese, Jonathon	1,147

SHUTOUTS

Seaver, Tom	44
Koosman, Jerry	26
Matlack, Jon	26
Gooden, Dwight	23
Cone, David	15
Darling, Ron	10
Jackson, Al	10
Fernandez, Sid	9
Ojeda, Bobby	9
Gentry, Gary	8

BATTING AVERAGE*

Ryan, Nolan	.202
Fernandez, Sid	.204
deGROM, JACOB	.219
Seaver, Tom	.219
Orosco, Jesse	.221
Cone, David	.226
Gentry, Gary	.229
Maine, John	.234
Gooden, Dwight	.235
McGraw, Tug	.237

OBP*

deGROM, JACOB	.269
Seaver, Tom	.276
Saberhagen, Bret	.280
Fernandez, Sid	.281
SYNDERGAARD, NOAH	.291
Reed, Rick	.292
Ojeda, Bobby	.293
Gooden, Dwight	.294
Dickey, R.A.	.294
Santana, Johan	.295

WINS

Seaver, Tom	198
Gooden, Dwight	157
Koosman, Jerry	140
Darling, Ron	99
Fernandez, Sid	98
Leiter, Al	95
Matlack, Jon	82
Cone, David	81
Jones, Bobby	74
deGROM, JACOB	70

ERA*

Seaver, Tom	2.57
deGROM, JACOB	2.61
Orosco, Jesse	2.73
Dickey, R.A.	2.95
Matlack, Jon	3.03
Koosman, Jerry	3.09
Franco, John	3.10
Gooden, Dwight	3.10
Ojeda, Bobby	3.12
Cone, David	3.13

WALKS

Seaver, Tom	847
Koosman, Jerry	820
Gooden, Dwight	651
Darling, Ron	614
Fernandez, Sid	596
Leiter, Al	546
Cone, David	431
Matlack, Jon	419
Swan, Craig	368
Trachsel, Steve	354

HOME RUNS ALLOWED

Seaver, Tom	212
Koosman, Jerry	187
Darling, Ron	155
Fernandez, Sid	138
Jones, Bobby	137
Trachsel, Steve	124
Gooden, Dwight	123
Leiter, Al	118
Reed, Rick	116
Swan, Craig	112

* minimum 500 innings pitched

SINGLE-SEASON BATTING LEADERS

HOME RUNS

ALONSO, PETE53 ('19)
Hundley, Todd..... 41 ('96)
Beltrán, Carlos..... 41 ('06)
Piazza, Mike..... 40 ('99)
Strawberry, Darryl.. 39 ('87)
Strawberry, Darryl.. 39 ('88)
Johnson, Howard... 38 ('91)
Piazza, Mike..... 38 ('00)
Delgado, Carlos..... 38 ('06)
Delgado, Carlos..... 38 ('08)

RUNS BATTED IN

Piazza, Mike.....124 ('99)
Wright, David.....124 ('08)
ALONSO, PETE120 ('19)
Ventura, Robin.....120 ('99)
Johnson, Howard...117 ('91)
Gilkey, Bernard.....117 ('96)
Beltrán, Carlos.....116 ('06)
Wright, David..... 116 ('06)
Delgado, Carlos.....115 ('08)
Delgado, Carlos...114 ('06)

STOLEN BASES

Reyes, José.....78 ('07)
Cedeño, Roger.....66 ('99)
Reyes, José.....64 ('06)
Reyes, José.....60 ('05)
Wilson, Mookie..... 58 ('82)
Reyes, José.....56 ('08)
Wilson, Mookie.....54 ('83)
Johnson, Lance.....50 ('96)
Wilson, Mookie.....46 ('84)
Taveras, Frank.....42 ('79)

TOTAL BASES

ALONSO, PETE348 ('19)
Wright, David.....334 ('08)
Wright, David.....330 ('07)
Johnson, Lance...327 ('96)
Reyes, José.....327 ('08)
Gilkey, Bernard...321 ('96)
Johnson, Howard...319 ('89)
Alfonzo, Edgardo...315 ('99)
Reyes, José.....315 ('06)
Ventura, Robin.....311 ('99)

EXTRA-BASE HITS

ALONSO, PETE85 ('19)
Johnson, Howard.. 80 ('89)
Beltrán, Carlos.....80 ('06)
Gilkey, Bernard..... 77 ('96)
Wright, David.....77 ('08)
Strawberry, Darryl..76 ('87)
Johnson, Howard... 76 ('91)
Hundley, Todd.....74 ('96)
Wright, David.....73 ('07)
Reyes, José.....72 ('08)
Beltrán, Carlos.....72 ('08)

AVERAGE*

Olerud, John..... .354 ('98)
Jones, Cleon..... .340 ('69)
Reyes, José..... .337 ('11)
Johnson, Lance......333 ('96)
Magadan, Dave......328 ('90)
Wright, David......325 ('07)
Piazza, Mike..... .324 ('00)
Alfonzo, Edgardo... .324 ('00)
Jones, Cleon..... .319 ('71)
MCNEIL, JEFF318 ('19)
Lo Duca, Paul..... .318 ('06)

GAMES

Millan, Felix.....162 ('75)
Olerud, John.....162 ('99)
ALONSO, PETE161 ('19)
Ventura, Robin.....161 ('99)
Reyes, José.....161 ('05)
Beltrán, Carlos.....161 ('08)
Murphy, Daniel.....161 ('13)
Six tied at.....160

AT-BATS

Reyes, José..... 696 ('05)
Reyes, José..... 688 ('08)
Johnson, Lance... 682 ('96)
Reyes, José..... 681 ('07)
Millan, Felix..... 676 ('75)
Murphy, Daniel... 658 ('13)
Reyes, José..... 647 ('06)
Wilson, Mookie... 639 ('82)
Millan, Felix..... 638 ('73)
Wilson, Mookie... 638 ('83)

RUNS

Beltrán, Carlos.....127 ('06)
Alfonzo, Edgardo...123 ('99)
Reyes, José.....122 ('06)
Reyes, José.....119 ('07)
Johnson, Lance...117 ('96)
Beltrán, Carlos.....116 ('08)
Wright, David.....115 ('07)
Wright, David.....113 ('07)
Reyes, José.....113 ('08)
Alfonzo, Edgardo...109 ('00)

HITS

Johnson, Lance...227 ('96)
Reyes, José..... 204 ('08)
Olerud, John.....197 ('98)
Wright, David.....198 ('07)
Reyes, José.....194 ('06)
Millan, Felix.....191 ('75)
Alfonzo, Edgardo... 191 ('99)
Reyes, José.....191 ('07)
Reyes, José.....190 ('05)
Wright, David.....189 ('08)

DOUBLES

Gilkey, Bernard..... 44 ('96)
Wright, David..... 42 ('05)
Wright, David.....42 ('07)
Wright, David.....42 ('08)
Johnson, Howard... 41 ('89)
Alfonzo, Edgardo... 41 ('99)
Wright, David.....41 ('12)
Five tied at.....40

TRIPLES

Johnson, Lance.....21 ('96)
Reyes, José.....19 ('08)
Reyes, José.....17 ('05)
Reyes, José.....17 ('06)
Reyes, José.....16 ('11)
Reyes, José.....12 ('07)
Pagan, Angel.....11 ('09)
Wilson, Mookie.....10 ('84)
Reyes, José.....10 ('10)
Four tied at.....9

WALKS

Olerud, John.....125 ('99)
Hernandez, Keith...97 ('84)
Strawberry, Darryl...97 ('87)
Olerud, John.....96 ('98)
Harrelson, Bud.....95 ('70)
Alfonzo, Edgardo...95 ('00)
Beltrán, Carlos.....95 ('06)
Hernandez, Keith...94 ('86)
Wright, David.....94 ('07)
Wright, David.....94 ('08)

SLUGGING PCT.*

Piazza, Mike..... .614 ('00)
Beltrán, Carlos... .594 ('06)
ALONSO, PETE . .583 ('19)
Strawberry, Darryl.. .583 ('87)
Piazza, Mike..... .575 ('99)
Piazza, Mike..... .573 ('01)
Gilkey, Bernard.. .562 ('96)
Johnson, Howard.. .559 ('89)
Olerud, John..... .551 ('98)
Hundley, Todd... .550 ('96)

ON-BASE PERCENTAGE*

Olerud, John..... .447 ('98)
Olerud, John..... .427 ('99)
Alfonzo, Edgardo... .425 ('00)
Henderson, Rickey.. .423 ('99)
Jones, Cleon..... .422 ('69)
Magadan, Dave... .417 ('90)
Wright, David..... .416 ('07)
Hernandez, Keith . .413 ('86)
Hernandez, Keith . .409 ('84)
NIMMO, BRANDON .404 ('18)

HIT BY PITCH

NIMMO, BRANDON 22 ('18)
ALONSO, PETE21 ('19)
MCNEIL, JEFF21 ('19)
Duda, Lucas..... 14 ('15)
Hunt, Ron..... 13 ('63)
Olerud, John.....13 ('97)
Millan, Felix.....12 ('75)
Viña, Fernando.....12 ('94)
Floyd, Cliff.....12 ('06)
Todd Frazier..... 12 ('19)

PINCH-HITS

Staub, Rusty.....24 ('83)
Harris, Lenny.....21 ('01)
McKnight, Jeff.....19 ('93)
Franco, Matt.....19 ('97)
Carter, Chris.....19 ('10)
Staub, Rusty.....18 ('84)
Anderson, Marlon .18 ('05)
Kranepool, Ed.....17 ('74)
Mazzilli, Lee.....17 ('87)
Seven tied with.....15

PINCH-HIT RBI

Staub, Rusty..... 25 ('83)
Staub, Rusty..... 18 ('84)
Kranepool, Ed.....17 ('78)
Kranepool, Ed.....14 ('77)
Anderson, Marlon .14 ('07)
Staub, Rusty..... 13 ('82)
Franco, Matt.....13 ('97)
Valentin, John.....13 ('02)
Three tied with.....11

PINCH-HIT HOME RUNS

Valdespin, Jordany...5 ('12)
Heep, Danny.....4 ('83)
Carreon, Mark.....4 ('89)
Johnson, Kelly.....4 ('16)
10 tied with.....(3)

MULTI-HIT GAMES

Johnson, Lance..... 75 ('96)
Reyes, José.....64 ('08)
Millan, Felix.....58 ('73)
Mazzilli, Lee.....58 ('79)
Olerud, John.....58 ('98)
Alfonzo, Edgardo...58 ('99)
Wilson, Mookie.....57 ('83)
Reyes, José.....57 ('07)
Reyes, José.....57 ('11)
Reyes, José.....56 ('06)

*minimum 500 plate appearances

SINGLE-SEASON PITCHING LEADERS

GAMES

Feliciano, Pedro.....	92 ('10)
Feliciano, Pedro.....	88 ('09)
Feliciano, Pedro.....	86 ('08)
Stanton, Mike.....	83 ('04)
Smith, Joe.....	82 ('08)
Heilman, Aaron.....	81 ('07)
Wendell, Turk.....	80 ('99)
Reed, Addison.....	80 ('16)
Green, Sean.....	79 ('09)
Three tied with.....	78

STARTS

Fisher, Jack.....	36 ('65)
Seaver, Tom.....	36 ('70)
Seaver, Tom.....	36 ('73)
Seaver, Tom.....	36 ('75)
13 players tied with.....	35

COMPLETE GAMES

Seaver, Tom.....	21 ('71)
Seaver, Tom.....	19 ('70)
Seaver, Tom.....	18 ('67)
Seaver, Tom.....	18 ('69)
Seaver, Tom.....	18 ('73)
Koosman, Jerry.....	17 ('68)
Koosman, Jerry.....	17 ('76)
Koosman, Jerry.....	16 ('69)
Gooden, Dwight.....	16 ('85)
Matlack, Jon.....	16 ('76)

WINS

Seaver, Tom.....	25 ('69)
Gooden, Dwight.....	24 ('85)
Seaver, Tom.....	22 ('75)
Seaver, Tom.....	21 ('72)
Koosman, Jerry.....	21 ('76)
Seaver, Tom.....	20 ('71)
Cone, David.....	20 ('88)
Viola, Frank.....	20 ('90)
Dickey, R.A.....	20 ('12)
Three tied with.....	19

LOSSES

Craig, Roger.....	24 ('62)
Fisher, Jack.....	24 ('65)
Craig, Roger.....	22 ('63)
Jackson, Al.....	20 ('62)
Stallard, Tracy.....	20 ('64)
Jackson, Al.....	20 ('65)
Koosman, Jerry.....	20 ('77)
Hook, Jay.....	19 ('62)
Cisco, Galen.....	19 ('64)
Fisher, Jack.....	18 ('67)

INNINGS PITCHED

Seaver, Tom.....	290.2 ('70)
Seaver, Tom.....	290.0 ('73)
Seaver, Tom.....	286.1 ('71)
Seaver, Tom.....	280.1 ('75)
Seaver, Tom.....	278.0 ('68)
Gooden, Dwight.....	276.2 ('85)
Seaver, Tom.....	273.1 ('69)
Seaver, Tom.....	271.0 ('76)
Matlack, Jon.....	265.1 ('74)
Koosman, Jerry.....	265.0 ('74)

HITS ALLOWED

Craig, Roger.....	261 ('62)
Viola, Frank.....	259 ('91)
Koosman, Jerry.....	258 ('74)
Fisher, Jack.....	256 ('64)
Fisher, Jack.....	252 ('65)
Fisher, Jack.....	251 ('67)
Craig, Roger.....	249 ('63)
Jackson, Al.....	244 ('62)
Gooden, Dwight.....	242 ('88)
Swan, Craig.....	241 ('79)

RUNS ALLOWED

Hook, Jay.....	137 ('62)
Craig, Roger.....	133 ('62)
Jackson, Al.....	132 ('62)
Jackson, Al.....	128 ('63)
Fisher, Jack.....	124 ('64)
Fisher, Jack.....	121 ('65)
Fisher, Jack.....	121 ('67)
Torrez, Mike.....	120 ('83)
Craig, Roger.....	117 ('63)
Espinosa, Niño.....	117 ('78)

EARNED RUNS ALLOWED

Craig, Roger.....	117 ('62)
Hook, Jay.....	115 ('62)
Fisher, Jack.....	115 ('67)
Jackson, Al.....	113 ('62)
Fisher, Jack.....	111 ('65)
Torrez, Mike.....	108 ('83)
Fisher, Jack.....	107 ('64)
Espinosa, Niño.....	107 ('78)
Pelfrey, Mike.....	103 ('09)
Three tied with.....	102

WALKS

Ryan, Nolan.....	116 ('71)
Darling, Ron.....	114 ('85)
Torrez, Mike.....	113 ('83)
Perez, Oliver.....	105 ('08)
Darling, Ron.....	104 ('84)
Matlack, Jon.....	99 ('73)
Hampton, Mike.....	99 ('00)
Koosman, Jerry.....	98 ('75)
Ryan, Nolan.....	97 ('70)
Leiter, Al.....	97 ('04)

SHUTOUTS

Gooden, Dwight.....	8 ('85)
Koosman, Jerry.....	7 ('68)
Matlack, Jon.....	7 ('74)
Koosman, Jerry.....	6 ('69)
Matlack, Jon.....	6 ('76)
Seaver, Tom.....	5 ('74-'76-'68-'69)
Ojeda, Bobby.....	5 ('88)
Cone, David.....	5 ('92)

STRIKEOUTS

Seaver, Tom.....	289 ('71)
Seaver, Tom.....	283 ('70)
Gooden, Dwight.....	276 ('84)
deGROM, JACOB...269 ('18)	
Gooden, Dwight.....	268 ('85)
deGROM, JACOB 255 ('19)	
Seaver, Tom.....	251 ('73)
Seaver, Tom.....	249 ('72)
Seaver, Tom.....	243 ('75)
Cone, David.....	241 ('91)

ERA*

Gooden, Dwight	1.53 ('85)
deGROM, JACOB...1.70 ('18)	
Seaver, Tom.....	1.76 ('71)
Seaver, Tom.....	2.08 ('73)
Koosman, Jerry.....	2.08 ('68)
Seaver, Tom.....	2.20 ('68)
Seaver, Tom.....	2.21 ('69)
Cone, David.....	2.22 ('88)
Harvey, Matt.....	2.27 ('13)
Koosman, Jerry.....	2.28 ('69)

SAVES

FAMILIA, JEURYS 51 ('16)	
Benitez, Armando.....	43 ('01)
FAMILIA, JEURYS 43 ('15)	
Benitez, Armando.....	41 ('00)
Wagner, Billy.....	40 ('06)
Franco, John.....	38 ('98)
Franco, John.....	36 ('97)
Rodriguez, Francisco.....	35 ('09)
Wagner, Billy.....	34 ('07)
Franco, John.....	33 ('90)
Benitez, Armando.....	33 ('02)

HOME RUNS ALLOWED

Craig, Roger.....	35 ('62)
Astacio, Pedro.....	32 ('02)
Hook, Jay.....	31 ('62)
Harnisch, Pete.....	30 ('96)
Reed, Rick.....	30 ('98)
Reed, Rick.....	28 ('00)
Craig, Roger.....	28 ('63)
Trachsel, Steve.....	28 ('01)
deGROM, JACOB... 28 ('17)	
Capuano, Chris.....	27 ('11)
Matz, Steven.....	27 ('19)

HOLDS

Reed, Addison.....	40 ('16)
Weathers, David.....	26 ('03)
Heilman, Aaron.....	26 ('06)
Stanton, Mike.....	25 ('04)
Feliciano, Pedro.....	24 ('09)
Feliciano, Pedro.....	23 ('10)
FAMILIA, JEURYS ... 23 ('14)	
Heilman, Aaron.....	22 ('07)
Five tied at.....	21

K PER 9*

Gooden, Dwight ...	11.39 ('84)
deGROM, JACOB... 11.25 ('19)	
deGROM, JACOB.... 11.16 ('18)	
deGROM, JACOB ... 10.68 ('17)	
SYNDERGAARD, N.... 10.68 ('16)	
Cone, David.....	9.91 ('90)
Cone, David.....	9.79 ('92)
deGROM, JACOB.... 9.66 ('15)	
Harvey, Matt.....	9.64 ('13)
Fernandez, Sid....	9.51 ('85)

K/BB RATE*

Saberhagen, Bret....	11.00 ('94)
Harvey, Matt.....	6.16 ('13)
deGROM, JACOB 5.85 ('18)	
deGROM, JACOB ... 5.80 ('19)	
Colón, Bartolo.....	5.67 ('15)
deGROM, JACOB.. 5.39 ('15)	
Reed, Rick.....	5.28 ('98)
Harvey, Matt.....	5.08 ('15)
SYNDERGAARD, N ... 5.07 ('16)	
Colón, Bartolo.....	5.03 ('14)

QUALITY STARTS

Gooden, Dwight.....	33 ('85)
Seaver, Tom.....	31 ('68)
Seaver, Tom.....	31 ('71)
Seaver, Tom.....	31 ('73)
Seaver, Tom.....	29 ('69)
Santana, Johan.....	28 ('08)
deGROM, JACOB 28 ('18)	
Five tied with.....	27

WHIP*

deGROM, JACOB 0.912 ('18)	
Harvey, Matt.....	0.931 ('13)
Seaver, Tom.....	0.946 ('71)
Martinez, Pedro....	0.949 ('05)
Gooden, Dwight....	0.965 ('85)
deGROM, JACOB..0.971 ('19)	
Seaver, Tom.....	0.976 ('73)
Seaver, Tom.....	0.978 ('68)
deGROM, JACOB .. 0.979 ('15)	
Ojeda, Bobby.....	1.004 ('88)

* minimum 162.0 innings pitched

ROOKIE BATTING LEADERS

HOME RUNS

ALONSO, PETE 53 ('19)
Strawberry, Darryl..... 26 ('83)
Davis, Ike..... 19 ('10)
Swoboda, Ron..... 19 ('65)
Milner, John..... 17 ('72)
Payton, Jay..... 17 ('00)
Lewis, Johnny..... 15 ('65)
Agbayani, Benny..... 14 ('99)
Wright, David..... 14 ('04)
Four tied at..... 13

RUNS BATTED IN

ALONSO, PETE 120 ('19)
Strawberry, Darryl.. 74 ('83)
Wigginton, Ty..... 71 ('03)
Davis, Ike..... 71 ('10)
Henderson, Steve..... 65 ('77)
Payton, Jay..... 62 ('00)
Phillips, Jason..... 58 ('03)
Jones, Cleon..... 57 ('66)
Jefferies, Gregg..... 56 ('89)
Shinjo, Tsuyoshi..... 56 ('01)

STOLEN BASES

Wilson, Mookie..... 24 ('81)
Mazzilli, Lee..... 22 ('77)
Jefferies, Gregg..... 21 ('89)
Strawberry, Darryl.. 19 ('83)
Jones, Cleon..... 16 ('66)
Dykstra, Lenny..... 15 ('85)
Matsui, Kazuo..... 14 ('04)
Reyes, José..... 13 ('03)
Wigginton, Ty..... 12 ('03)
Gómez, Carlos..... 12 ('07)

TOTAL BASES

ALONSO, PETE 348 ('19)
Davis, Ike..... 230 ('10)
Wigginton, Ty..... 227 ('03)
Payton, Jay..... 218 ('00)
Strawberry, Darryl... 215 ('83)
Hunt, Ron..... 211 ('63)
Jefferies, Gregg..... 199 ('89)
Jones, Cleon..... 184 ('66)
Lewis, Johnny..... 183 ('65)
Mazzilli, Lee..... 182 ('77)
Matsui, Kazuo..... 182 ('04)

EXTRA-BASE HITS

ALONSO, PETE 85 ('19)
Wigginton, Ty..... 53 ('03)
Davis, Ike..... 53 ('10)
Strawberry, Darryl... 48 ('83)
Hunt, Ron..... 42 ('63)
Jefferies, Gregg..... 42 ('89)
Payton, Jay..... 41 ('00)
Matsui, Kazuo..... 41 ('04)
d'Arnaud, Travis..... 38 ('14)
Swoboda, Ron..... 37 ('65)

AVERAGE*

Brooks, Hubie..... .307 ('81)
Phillips, Jason..... .298 ('03)
Henderson, Steve... .297 ('77)
Payton, Jay..... .291 ('00)
Alfonzo, Edgardo... .278 ('95)
Mitchell, Kevin.... .277 ('86)
Jones, Cleon..... .275 ('66)
Hunt, Ron..... .272 ('63)
Matsui, Kazuo..... .272 ('04)
Wilson, Mookie..... .271 ('81)

GAMES

ALONSO, PETE 161 ('19)
Mazzilli, Lee..... 159 ('77)
Wigginton, Ty..... 156 ('03)
Ordoñez, Rey..... 151 ('96)
Elster, Kevin..... 149 ('88)
Payton, Jay..... 149 ('00)
Lewis, Johnny..... 148 ('65)
Davis, Ike..... 147 ('10)
Hunt, Ron..... 143 ('63)
Gardenhire, Ron.... 141 ('82)
Jefferies, Gregg.... 141 ('89)

AT-BATS

ALONSO, PETE 597 ('19)
Wigginton, Ty..... 573 ('03)
Mazzilli, Lee..... 537 ('77)
Hunt, Ron..... 533 ('63)
Davis, Ike..... 523 ('10)
Jefferies, Gregg.. 508 ('89)
Ordoñez, Rey..... 502 ('96)
Jones, Cleon..... 495 ('66)
Payton, Jay..... 488 ('00)
Lewis, Johnny..... 477 ('65)

RUNS

ALONSO, PETE 103 ('19)
Jones, Cleon..... 74 ('66)
Wigginton, Ty..... 73 ('03)
Davis, Ike..... 73 ('10)
Jefferies, Gregg..... 72 ('89)
Henderson, Steve... 67 ('77)
Mazzilli, Lee..... 66 ('77)
Matsui, Kazuo..... 65 ('04)
Hunt, Ron..... 64 ('63)
Lewis, Johnny..... 64 ('65)

HITS

ALONSO, PETE 155 ('19)
Wigginton, Ty..... 146 ('03)
Hunt, Ron..... 145 ('63)
Payton, Jay..... 142 ('00)
Davis, Ike..... 138 ('10)
Jones, Cleon..... 136 ('66)
Mazzilli, Lee..... 134 ('77)
Jefferies, Gregg.... 131 ('89)
Ordoñez, Rey..... 129 ('96)
Matsui, Kauo..... 125 ('04)

DOUBLES

Wigginton, Ty..... 36 ('03)
Davis, Ike..... 33 ('10)
Matsui, Kazuo..... 32 ('04)
ALONSO, PETE 30 ('19)
Turner, Justin..... 30 ('11)
Hunt, Ron..... 28 ('63)
Jefferies, Gregg.... 28 ('89)
Phillips, Jason..... 25 ('03)
Mazzilli, Lee..... 24 ('77)
Payton, Jay..... 23 ('00)
Shinjo, Tsuyoshi.... 23 ('01)

TRIPLES

Wilson, Mookie..... 8 ('81)
Strawberry, Darryl... 7 ('83)
McNEIL, JEFF 6 ('18)
Henderson, Steve... 6 ('77)
Burnitz, Jeromy.... 6 ('93)
Wigginton, Ty..... 6 ('03)
Alfonzo, Edgardo.... 5 ('95)
Lagares, Juan..... 5 ('13)
Six tied with..... 4

WALKS

ALONSO, PETE 72 ('19)
Mazzilli, Lee..... 72 ('77)
Davis, Ike..... 72 ('10)
Lewis, Johnny..... 59 ('65)
Milner, John..... 51 ('72)
Hickman, Jim..... 47 ('62)
Strawberry, Darryl.. 47 ('83)
Wigginton, Ty..... 46 ('03)
Henderson, Steve... 43 ('77)
Hunt, Ron..... 40 ('63)
Garrett, Wayne..... 40 ('69)
Matsui, Kazuo..... 40 ('04)

SLUGGING PCT.*

ALONSO, PETE583 ('19)
Strawberry, Darryl... .512 ('83)
Henderson, Steve... .480 ('77)
Mitchell, Kevin.... .466 ('86)
Payton, Jay..... .447 ('00)
Phillips, Jason..... .442 ('03)
Davis, Ike..... .440 ('10)
Swoboda, Ron..... .424 ('65)
Milner, John..... .423 ('72)
d'Arnaud, Travis.... .416 ('14)

ON-BASE PERCENTAGE*

Phillips, Jason..... .373 ('03)
Henderson, Steve.... .372 ('77)
ALONSO, PETE358 ('19)
Davis, Ike..... .351 ('10)
Brooks, Hubie..... .345 ('81)
Mitchell, Kevin... .344 ('86)
Milner, John..... .340 ('72)
Mazzilli, Lee..... .340 ('77)
Strawberry, Darryl... .336 ('83)
Hunt, Ron..... .334 ('63)

OPS*

ALONSO, PETE941 ('19)
Henderson, Steve.... .852 ('77)
Strawberry, Darryl... .848 ('83)
Phillips, Jason..... .815 ('03)
Mitchell, Kevin..... .811 ('86)
Davis, Ike..... .791 ('10)
Payton, Jay..... .778 ('00)
Milner, John..... .762 ('72)
Brooks, Hubie..... .756 ('81)
Hunt, Ron..... .730 ('63)

* Min. 350 plate appearances

ROOKIE PITCHING LEADERS

GAMES

FAMILIA, JEURYS .. 76 ('14)
 Rice, Scott.....73 ('13)
 Parnell, Bobby.....68 ('09)
 Sisk, Doug.....67 ('83)
 Wakefield, Bill.....62 ('64)
 McDowell, Roger...62 ('85)
 Reardon, Jeff.....61 ('80)
 Beato, Pedro.....60 ('11)
 Bearnarth, Larry....58 ('63)
 Robles, Hansel.....57 ('15)
 Sewald, Paul.....57 ('17)

LOSSES

Jackson, Al.....20 ('62)
 Anderson, Craig.....17 ('62)
 Young, Anthony.....14 ('92)
 Seaver, Tom.....13 ('67)
 Tate, Randy.....13 ('75)
 Koosman, Jerry.....12 ('68)
 Gentry, Gary.....12 ('69)
 Wilson, Paul.....12 ('96)
 Seo, Jae-Weong.....12 ('03)
 Bruhert, Mike.....11 ('78)

SHUTOUTS

Koosman, Jerry.....7 ('68)
 Jackson, Al.....4 ('62)
 Matlack, Jon.....4 ('72)
 Gentry, Gary.....3 ('69)
 Gooden, Dwight.....3 ('84)
 Seaver, Tom.....2 ('67)
 Terrell, Walt.....2 ('83)
 Darling, Ron.....2 ('84)
 Many tied with.....1

HOLDS

FAMILIA, JEURYS .. 23 ('14)
 Rice, Scott.....17 ('13)
 Parnell, Bobby.....16 ('09)
 Sewald, Paul.....13 ('17)
 Black, Vic.....12 ('14)
 Robles, Hansel.....12 ('15)
 Beato, Pedro.....11 ('11)
 Smith, Joe.....10 ('07)
 Lidle, Cory.....9 ('97)
 Myers, Randy.....7 ('87)
 Smoker, Josh.....7 ('17)

STARTS

Gentry, Gary.....35 ('69)
 Seaver, Tom.....34 ('67)
 Koosman, Jerry.....34 ('68)
 Jackson, Al.....33 ('62)
 Darling, Ron.....33 ('84)
 Matlack, Jon.....32 ('72)
 Gooden, Dwight.....31 ('84)
 Seo, Jae-Weong.....31 ('03)
 Niese, Jonathon.....30 ('10)
 Yoshii, Masato.....29 ('98)

INNINGS PITCHED

Koosman, Jerry...263.2 ('68)
 Seaver, Tom.....251.0 ('67)
 Matlack, Jon.....244.0 ('72)
 Gentry, Gary.....233.2 ('69)
 Jackson, Al.....231.1 ('62)
 Gooden, Dwight..218.0 ('84)
 Darling, Ron.....205.2 ('84)
 Seo, Jae-Weong...188.1 ('03)
 Niese, Jonathon...173.2 ('10)
 Yoshii, Masato171.2 ('98)

STRIKEOUTS

Gooden, Dwight...276 ('84)
 Koosman, Jerry178 ('68)
 Seaver, Tom.....170 ('67)
 Matlack, Jon.....169 ('72)
SYNDERGAARD, N. 166 ('15)
 Gentry, Gary.....154 ('69)
 Niese, Jonathon....148 ('10)
deGROM, JACOB.....144 ('14)
 Darling, Ron.....136 ('84)
 Ryan, Nolan.....133 ('68)

HOME RUNS ALLOWED

Gentry, Gary.....24 ('69)
 Mlicki, Dave.....23 ('95)
 Yoshii, Masato.....22 ('98)
 Seaver, Tom.....19 ('67)
SYNDERGAARD, N....19 ('15)
 Anderson, Craig.....18 ('62)
 Seo, Jae-Weong.....18 ('03)
 Gee, Dillon.....18 ('11)
 Parsons, Tom.....17 ('65)
 Bombback, Mark.....17 ('80)
 Darling, Ron.....17 ('84)
GSSELLMAN, ROBERT.. 17 ('17)

COMPLETE GAMES

Seaver, Tom.....18 ('67)
 Koosman, Jerry.....17 ('68)
 Jackson, Al.....12 ('62)
 Matlack, Jon.....8 ('72)
 Gooden, Dwight.....7 ('84)
 Gentry, Gary.....6 ('69)
 Terrell, Walt.....4 ('83)
 Gardner, Rob.....3 ('66)
 Ryan, Nolan.....3 ('68)
 Webb, Hank.....3 ('75)

EARNED RUNS ALLOWED

Jackson, Al.....113 ('62)
 Gentry, Gary.....89 ('69)
 Wilson, Paul.....89 ('96)
 Darling, Ron.....87 ('84)
 Puleo, Charlie.....85 ('82)
 Niese, Jonathon.....81 ('10)
 Seo, Jae-Weong....80 ('03)
 Gee, Dillon.....79 ('11)
 Anderson, Craig....78 ('62)
 Seaver, Tom.....77 ('67)

ERA (100 IP)

Koosman, Jerry. 2.08 ('68)
 Sisk, Doug.....2.24 ('83)
 Matlack, Jon.....2.32 ('72)
 Gooden, Dwight 2.60 ('84)
 Reardon, Jeff.....2.61 ('80)
deGROM, JACOB 2.69 ('14)
 Seaver, Tom.....2.76 ('67)
 McDowell, Roger....2.83 ('85)
 Ryan, Nolan.....3.09 ('68)
 Aguilera, Rick.....3.24 ('85)
SYNDERGAARD, N. ..3.24 ('15)

WINS

Koosman, Jerry.....19 ('68)
 Gooden, Dwight....17 ('84)
 Seaver, Tom.....16 ('67)
 Matlack, Jon.....15 ('72)
 Gentry, Gary.....13 ('69)
 Gee, Dillon.....13 ('11)
 Darling, Ron.....12 ('84)
 Bombback, Mark.....10 ('80)
 Aguilera, Rick.....10 ('85)
 Takahashi, Hisanori..10 ('10)

WALKS

Darling, Ron.....104 ('84)
 Puleo, Charlie.....90 ('82)
 Tate, Randy.....86 ('75)
 Gentry, Gary.....81 ('69)
 Jackson, Al.....78 ('62)
 Seaver, Tom.....78 ('67)
 Ryan, Nolan.....75 ('68)
 Gooden, Dwight....73 ('84)
 Matlack, Jon.....71 ('72)
 Wilson, Paul.....71 ('96)
 Gee, Dillon.....71 ('11)

SAVES

McDowell, Roger....17 ('85)
 Young, Anthony.....15 ('92)
 Sisk, Doug.....11 ('83)
 Allen, Neil.....8 ('79)
 Takahashi, Hisanori .8 ('10)
 Baldwin, Rick.....6 ('75)
 Reardon, Jeff.....6 ('80)
 Myers, Randy.....6 ('87)
 Parker, Harry.....5 ('73)
FAMILIA, JEURYS 5 ('14)

ALL-TIME LEADERS

HOME RUNS

AT HOME (SEASON)

PETE ALONSO	27	2019
Darryl Strawberry.....	24.....	1990
Darryl Strawberry.....	21.....	1988
Howard Johnson.....	21.....	1991
Cliff Floyd.....	21.....	2005
Carlos Delgado.....	21.....	2008
David Wright.....	21.....	2008

ON THE ROAD (SEASON)

PETE ALONSO	26	2019
Carlos Beltrán.....	26.....	2006
Howard Johnson.....	23.....	1987
Dave Kingman.....	22.....	1975
Mike Piazza.....	22.....	1999
Carlos Beltrán.....	22.....	2007
Dave Kingman.....	21.....	1976
Todd Hundley.....	21.....	1996
Mike Piazza.....	21.....	2000
Mike Piazza.....	21.....	2002
Ike Davis.....	21.....	2012

IN A MONTH (INDIVIDUAL)

April	PETE ALONSO	2019	9
	Carlos Delgado.....	2006.....	9
	Dave Kingman.....	1976.....	9
	John Buck.....	2013.....	9
	Neil Walker.....	2016.....	9
May	PETE ALONSO	2019	10
	Darryl Strawberry.....	1987.....	10
	Carlos Beltrán.....	2006.....	10
June	Tommie Agee.....	1970.....	11
	Howard Johnson.....	1989.....	11
July	Dave Kingman.....	1975.....	13
August	Mike Piazza.....	1999.....	11
September	Gary Carter.....	1985.....	13

IN ANY MONTH

Dave Kingman.....	July.....	1975.....	13
Gary Carter.....	September.....	1985.....	13
PETE ALONSO	September	2019	11
Tommie Agee.....	June.....	1970.....	11
Lee Mazzilli.....	July.....	1980.....	11
Howard Johnson.....	June.....	1989.....	11
Mike Piazza.....	August.....	1999.....	11

IN A MONTH (TEAM)

April.....	2017.....	37
May.....	2016.....	40
June.....	2017.....	50
July.....	2004.....	38
August.....	2015.....	45
	2016.....	45
September.....	2019.....	50

IN EXTRA INNINGS (CAREER)

Howard Johnson.....	9
Kevin McReynolds.....	5
Tommie Agee.....	4
Bobby Bonilla.....	4
Todd Hundley.....	4
Mike Piazza.....	4
Darryl Strawberry.....	4

AS A DESIGNATED HITTER (CAREER)

Mike Piazza.....	9
PETE ALONSO	5
Yoenis Céspedes.....	5
ROBINSON CANÓ	4
DOMINIC SMITH	3
Carlos Delgado.....	3
Gary Sheffield.....	3
Carlos Beltrán.....	3

ALL-STAR HOME RUNS

David Wright.....	2006
Lee Mazzilli.....	1979

INTERLEAGUE (SEASON)

MICHAEL CONFORTO	2017	7
Lucas Duda.....	2014.....	7
Neil Walker.....	2016.....	7
Nine tied with.....		6

INTERLEAGUE (CAREER)

Mike Piazza.....	28
David Wright.....	21
MICHAEL CONFORTO	19
Curtis Granderson.....	19
Carlos Beltrán.....	16
Cliff Floyd.....	14
PETE ALONSO	12
Lucas Duda.....	12
Three tied with.....	11

RBI

IN A MONTH-INDIVIDUAL

April	Jeff Kent.....	1994.....	26
May	Willie Montanez.....	1978.....	28
June	Mike Piazza.....	2000.....	32
July	Carlos Beltrán.....	2006.....	32
August	Mike Piazza.....	1999.....	33
September	Gary Carter.....	1985.....	34

IN ANY MONTH

Gary Carter.....	September.....	1985.....	34
Mike Piazza.....	August.....	1999.....	33
Mike Piazza.....	June.....	2000.....	32
Carlos Beltrán.....	July.....	2006.....	32
Dave Kingman.....	July.....	1975.....	31

INTERLEAGUE (SEASON)

David Wright.....	2010.....	24
MICHAEL CONFORTO	2019	19
Mike Piazza.....	1999.....	19
Lucas Duda.....	2014.....	19
Todd Zeile.....	2000.....	17
PETE ALONSO	2019	16
Mike Piazza.....	2000.....	16
Mike Piazza.....	2001.....	16
David Wright.....	2008.....	16
Ike Davis.....	2012.....	16

INTERLEAGUE (CAREER)

David Wright.....	106
Mike Piazza.....	80
MICHAEL CONFORTO	62
José Reyes.....	61
Carlos Beltrán.....	57
Daniel Murphy.....	55
Lucas Duda.....	49

30-30 SEASONS

Player	Year	HR	SB
Howard Johnson	1987	36	32
Darryl Strawberry	1987	39	36
Howard Johnson	1989	36	41
Howard Johnson	1991	38	30
David Wright	2007	30	34

30 HOME RUN/100 RBI SEASONS

Player	Year	HR	RBI
Gary Carter	1985	32	100
Darryl Strawberry	1987	39	104
Darryl Strawberry	1988	39	101
Howard Johnson	1989	36	101
Darryl Strawberry	1990	37	108
Howard Johnson	1991	38	117
Bernard Gilkey	1996	30	117
Todd Hundley	1996	41	112
Mike Piazza	1999	40	124
Robin Ventura	1999	32	120
Mike Piazza	2000	38	113
Carlos Beltrán	2006	41	116
Carlos Delgado	2006	38	114
Carlos Beltrán	2007	33	112
David Wright	2007	30	107
David Wright	2008	33	124
Carlos Delgado	2008	38	115
PETE ALONSO	2019	53	120

NATIONAL LEAGUE LEADERS

HOME RUNS

Dave Kingman	1982	37
Darryl Strawberry	1988	39
Howard Johnson	1991	38
PETE ALONSO	2019	53

RBI

Howard Johnson	1991	117
----------------------	------	-----

BATTING AVERAGE

José Reyes	2011	.337
------------------	------	------

STOLEN BASES

José Reyes	2005	60
José Reyes	2006	64
José Reyes	2007	78
Eric Young, Jr.	2013	46

WINS

Tom Seaver	1969	25
Tom Seaver	1975	22
Dwight Gooden	1985	24

ERA

Tom Seaver	1970	2.82
Tom Seaver	1971	1.76
Tom Seaver	1973	2.08
Craig Swan	1982	2.43
Dwight Gooden	1985	1.53
Johan Santana	2008	2.53
JACOB deGROM	2018	1.70

STRIKEOUTS

Tom Seaver	1970	283
Tom Seaver	1971	289
Tom Seaver	1973	251
Tom Seaver	1975	243
Tom Seaver	1976	235
Dwight Gooden	1984	276
Dwight Gooden	1985	268
David Cone	1990	233
David Cone	1991	241
R.A. Dickey	2012	230
JACOB deGROM	2019	255
JACOB deGROM	2020	104

SAVES

John Franco	1990	33
John Franco	1994	30
JEURYS FAMILIA	2016	51

PERFECT INNINGS

Nolan Ryan and David Cone are the only pitchers in Mets history to strike out the side on nine pitches... Ryan did it in the third inning on April 19, 1968 vs. Los Angeles (Claude Osteen, Wes Parker and Zoilo Versalles)...Cone did it in the fifth inning, August 30, 1991 at Cincinnati (Herm Winningham, Randy Myers and Mariano Duncan).

ALL-TIME TEAM STATISTICS

BATTING

Year	AVG	G	AB	R	H	2B	3B	HR	RBI	BB	SO	SB
1962	.240	161	5492	617	1318	166	40	139	573	616	991	59
1963	.219	162	5336	501	1168	156	35	96	459	457	1078	41
1964	.246	163	5566	569	1372	195	31	103	527	353	932	36
1965	.221	164	5441	495	1202	203	27	107	460	392	1129	28
1966	.239	161	5371	587	1286	187	35	98	534	446	992	55
1967	.238	162	5417	498	1288	178	23	83	461	362	981	58
1968	.228	163	5503	473	1252	178	30	81	434	379	1203	72
1969	.242	162	5427	632	1311	184	41	109	598	527	1089	66
1970	.249	162	5443	695	1358	211	42	120	640	684	1062	118
1971	.249	162	5477	588	1365	203	29	98	546	547	958	89
1972	.225	156	5135	528	1154	175	31	105	490	589	990	41
1973	.246	161	5457	608	1345	198	24	85	553	540	805	27
1974	.235	162	5468	572	1286	183	22	96	538	597	735	43
1975	.256	162	5587	646	1430	217	34	101	604	501	805	32
1976	.246	162	5415	615	1334	198	34	102	560	561	797	66
1977	.244	162	5410	587	1319	227	30	88	525	529	887	98
1978	.245	162	5433	607	1332	227	47	86	561	549	829	100
1979	.250	163	5591	593	1399	255	41	74	558	498	817	135
1980	.257	162	5478	611	1407	218	41	61	554	501	840	158
1981	.248	105	3493	348	868	136	35	57	325	304	603	103
1982	.247	162	5510	609	1361	227	26	97	568	456	1005	137
1983	.241	162	5444	575	1314	172	26	112	542	436	1031	141
1984	.257	162	5438	652	1400	235	25	107	607	500	1001	149
1985	.257	162	5549	695	1425	239	35	134	651	546	872	117
1986	.263	162	5558	783	1462	261	31	148	730	631	968	118
1987	.268	162	5601	823	1499	287	34	192	771	592	1012	159
1988	.256	160	5408	703	1387	251	24	152	659	544	842	140
1989	.246	162	5489	683	1351	280	21	147	633	504	934	158
1990	.256	162	5504	775	1410	278	21	172	734	536	851	110
1991	.244	161	5359	640	1305	250	24	117	605	578	789	153
1992	.235	162	5340	599	1254	259	17	93	564	572	956	129
1993	.248	162	5448	672	1350	228	37	158	632	448	879	79
1994	.250	113	3869	506	966	164	21	117	477	336	807	25
1995	.267	144	4958	657	1323	218	34	125	617	446	994	58
1996	.270	162	5618	746	1515	267	47	147	697	445	1069	97
1997	.262	162	5524	777	1448	274	28	153	741	550	1029	97
1998	.259	162	5510	706	1425	289	24	136	671	572	1049	62
1999	.279	163	5572	853	1553	297	14	181	814	717	994	150
2000	.263	162	5486	807	1445	281	20	198	761	675	1037	66
2001	.249	162	5459	642	1361	273	18	147	608	545	1062	66
2002	.256	161	5496	690	1409	238	22	160	650	486	1044	87
2003	.247	161	5341	642	1317	262	24	124	607	489	1035	70
2004	.249	162	5532	684	1376	289	20	185	658	512	1159	107
2005	.258	162	5505	722	1421	279	32	175	683	486	1075	153
2006	.264	162	5558	834	1469	323	41	200	800	547	1071	146
2007	.275	162	5605	804	1543	294	27	177	761	549	981	200
2008	.266	162	5606	799	1491	274	38	172	751	619	1024	138
2009	.270	162	5453	671	1472	295	49	95	631	526	928	122
2010	.249	162	5465	656	1361	266	40	128	625	502	1095	130
2011	.264	162	5600	718	1477	309	39	108	676	571	1085	130
2012	.249	162	5450	650	1357	286	21	139	625	503	1250	79
2013	.237	162	5559	619	1318	263	32	130	593	512	1384	114
2014	.239	162	5472	629	1306	275	19	125	602	516	1264	101
2015	.244	162	5527	683	1351	295	17	177	654	488	1290	51
2016	.246	162	5459	671	1342	240	19	218	649	517	1302	42
2017	.250	162	5510	735	1379	286	28	224	713	529	1291	58
2018	.234	162	5468	676	1282	265	34	170	649	566	1404	71
2019	.257	162	5624	791	1445	280	17	242	767	516	1384	56
2020	.272	60	2023	286	551	106	7	86	278	197	498	20

ALL-TIME TEAM STATISTICS

PITCHING

Year	ERA	G	CG	SHO	SV	IP	H	R	ER	BB	SO	HR
1962	5.04	161	43	4	10	1430.0	1577	948	801	571	772	192
1963	4.12	162	42	5	12	1427.1	1452	774	654	529	806	162
1964	4.25	163	40	10	15	1438.2	1511	776	680	466	717	130
1965	4.06	164	29	11	14	1454.2	1462	752	656	498	776	147
1966	4.17	161	37	9	22	1427.0	1497	761	661	521	773	166
1967	3.73	162	36	10	19	1433.2	1369	672	594	536	893	124
1968	2.72	163	45	25	32	1483.1	1250	499	449	430	1014	87
1969	2.99	162	51	28	35	1468.1	1217	541	487	517	1012	119
1970	3.45	162	47	10	32	1459.2	1260	630	559	575	1064	135
1971	2.99	162	42	13	22	1466.1	1227	550	487	529	1157	100
1972	3.26	156	32	12	41	1414.2	1263	578	513	486	1059	118
1973	3.26	161	47	15	40	1465.0	1345	588	531	490	1027	127
1974	3.42	162	46	15	14	1470.1	1433	646	558	504	908	99
1975	3.39	162	40	14	31	1466.0	1344	625	552	580	989	99
1976	2.94	162	53	18	25	1449.0	1248	538	473	419	1025	97
1977	3.77	162	27	12	28	1433.2	1378	663	601	490	911	118
1978	3.87	162	21	7	26	1455.1	1447	690	626	531	775	114
1979	3.84	163	16	10	36	1482.2	1486	706	633	607	819	120
1980	3.85	162	17	9	33	1451.1	1473	702	621	510	886	140
1981	3.55	105	7	3	24	926.0	906	432	365	336	490	74
1982	3.88	162	15	5	37	1447.1	1508	723	624	582	759	119
1983	3.68	162	18	7	33	1451.0	1384	680	593	615	717	97
1984	3.60	162	12	15	50	1442.2	1371	676	577	573	1028	104
1985	3.11	162	32	19	37	1488.0	1306	568	514	515	1039	111
1986	3.11	162	27	11	46	1484.0	1304	578	513	509	1083	103
1987	3.84	162	16	7	51	1454.0	1407	698	621	510	1032	135
1988	2.91	160	31	22	46	1439.0	1253	532	465	404	1100	78
1989	3.29	162	24	12	38	1454.1	1260	595	531	532	1108	115
1990	3.43	162	18	14	41	1440.0	1339	613	548	444	1217	119
1991	3.56	161	12	11	39	1437.1	1403	646	568	410	1028	108
1992	3.66	162	17	13	34	1446.2	1404	653	588	482	1025	98
1993	4.05	162	16	8	22	1438.0	1483	744	647	434	867	139
1994	4.13	113	7	3	35	1023.0	1069	526	470	332	640	117
1995	3.88	144	9	9	36	1291.0	1296	618	556	401	901	133
1996	4.22	162	10	10	41	1440.0	1517	779	675	532	999	159
1997	3.95	162	7	8	49	1459.1	1452	709	640	504	982	160
1998	3.76	162	9	16	46	1458.0	1381	645	609	532	1129	152
1999	4.27	163	5	7	49	1456.2	1372	711	691	617	1172	167
2000	4.16	162	8	10	49	1450.0	1398	738	670	574	1164	164
2001	4.07	162	6	14	48	1445.2	1418	713	654	438	1191	186
2002	3.89	161	9	10	36	1442.2	1408	703	624	543	1107	163
2003	4.48	161	3	10	38	1413.1	1497	754	704	576	907	168
2004	4.09	162	2	6	31	1449.0	1452	731	658	592	977	156
2005	3.76	162	8	11	38	1435.2	1390	648	599	491	1012	135
2006	4.14	162	5	12	43	1461.2	1402	731	673	527	1161	180
2007	4.26	162	2	10	39	1452.1	1415	750	687	570	1134	165
2008	4.07	162	5	12	43	1464.1	1415	715	662	590	1181	163
2009	4.45	162	3	12	39	1426.0	1452	757	705	616	1031	158
2010	3.70	162	8	19	36	1453.0	1438	652	597	545	1106	135
2011	4.19	162	6	9	43	1448.0	1482	742	674	514	1126	147
2012	4.09	162	7	5	36	1434.0	1368	709	651	488	1240	161
2013	3.77	162	4	10	40	1476.2	1442	684	618	458	1209	152
2014	3.49	162	1	10	42	1463.2	1370	618	568	509	1303	141
2015	3.43	162	1	14	50	1462.2	1341	613	557	383	1337	152
2016	3.57	162	1	13	55	1447.0	1397	617	574	439	1396	152
2017	5.01	162	2	5	34	1434.2	1538	863	799	593	1374	220
2018	4.07	162	3	15	41	1460.2	1364	707	661	484	1446	185
2019	4.24	162	3	12	38	1461.0	1405	737	688	500	1520	204
2020	4.98	60	0	1	11	513.1	511	308	284	219	574	81

YEAR-BY-YEAR RECORD

Year	W-L	Pct.	Pos	GB/GA	Manager
1962	40-120	.250	10	-60.5	Stengel
1963	51-111	.315	10	-48.0	Stengel
1964	53-109	.327	10	-40	Stengel
1965	50-112	.309	10	-47	Stengel-Westrum
1966	66-95	.410	9	-28.5	Westrum
1967	61-101	.377	10	-40.5	Westrum-Parker
1968	73-89	.451	9	-24	Hodges
1969	100-62	.617	1-East	+8	Hodges
1970	83-79	.512	3-East	-6	Hodges
1971	83-79	.512	3-East (T)	-14	Hodges
1972	83-73	.532	3-East	-13.5	Berra
1973	82-79	.509	1-East	+1.5	Berra
1974	71-91	.438	5-East	-17	Berra
1975	82-80	.506	3-East (T)	-10.5	Berra-McMillan
1976	86-76	.531	3-East	-15	Frazier
1977	64-98	.395	6-East	-37	Frazier-Torre
1978	66-96	.407	6-East	-24	Torre
1979	63-99	.389	6-East	-35	Torre
1980	67-95	.414	5-East	-24	Torre
1981	41-62	.398	5-East	-18.5	Torre
1982	65-97	.401	6-East	-27	Bamberger
1983	68-94	.420	6-East	-22	Bamberger-Howard
1984	90-72	.556	2-East	-6.5	Johnson
1985	98-64	.605	2-East	-3	Johnson
1986	108-54	.667	1-East	+21.5	Johnson
1987	92-70	.568	2-East	-3	Johnson
1988	100-60	.625	1-East	+15	Johnson
1989	87-75	.537	2-East	-6	Johnson
1990	91-71	.562	2-East	-4	Johnson-Harrelson
1991	77-84	.478	5-East	-20.5	Harrelson-Cubbage
1992	72-90	.444	5-East	-24.0	Torborg
1993	59-103	.364	7-East	-38.0	Torborg-Green
1994	55-58	.487	3-East	-18.5	Green
1995	69-75	.479	2-East (T)	-21.0	Green
1996	71-91	.438	4-East	-25.0	Green-Valentine
1997	88-74	.543	3-East	-13.0	Valentine
1998	88-74	.543	2-East	-18.0	Valentine
1999	97-66	.595	2-East	-6.5	Valentine
2000	94-68	.580	2-East	-1.0	Valentine
2001	82-80	.506	3-East	-6.0	Valentine
2002	75-86	.466	5-East	-26.5	Valentine
2003	66-95	.410	5-East	-34.5	Howe
2004	71-91	.438	4-East	-25.0	Howe
2005	83-79	.512	3-East (T)	-7.0	Randolph
2006	97-65	.599	1-East	+12.0	Randolph
2007	88-74	.543	2-East	-1.0	Randolph
2008	89-73	.549	2-East	-3.0	Randolph-Manuel
2009	70-92	.432	4-East	-23.0	Manuel
2010	79-83	.488	4-East	-18.0	Manuel
2011	77-85	.475	4-East	-25.0	Collins
2012	74-88	.457	4-East	-24.0	Collins
2013	74-88	.457	3-East	-22.0	Collins
2014	79-83	.488	2-East (T)	-17.0	Collins
2015	90-72	.556	1-East	+7.0	Collins
2016	87-75	.537	2-East	-8.0	Collins
2017	70-92	.432	4-East	-27.0	Collins
2018	77-85	.475	4-East	-13.0	Callaway
2019	86-76	.531	3-East	-11.0	Callaway
2020	26-34	.433	4-East (T)	-9.0	Rojas
TOTALS	4,474-4,842	.480			

ALL-TIME WIN-LOSS BREAKDOWN

Year	Home	Road	Day	Night	vs. NL			vs. AL			1-Run	Extra Inn.	DHS W-L-S	Overall
					East	Cent	West	East	Cent	West				
1962	22-58	18-62	24-62	16-58	—	—	—	—	—	—	19-39	4-13	3-17-10	40-120
1963	34-47	17-64	32-60	19-51	—	—	—	—	—	—	18-32	8-4	3-6-10	51-111
1964	33-48	20-61	28-58	25-51	—	—	—	—	—	—	17-30	3-6	4-12-6	53-109
1965	29-52	21-60	29-57	25-51	—	—	—	—	—	—	20-32	8-6	5-11-8	50-112
1966	32-49	34-46	34-47	32-48	—	—	—	—	—	—	25-24	5-7	5-6-12	66-95
1967	36-42	25-59	28-42	33-59	—	—	—	—	—	—	24-30	9-9	4-8-13	61-101
1968	32-49	41-40	30-43	43-47	—	—	—	—	—	—	26-37	2-13	2-9-11	73-89
1969	52-30	48-32	45-30	55-32	57-33	—	43-29	—	—	—	41-23	10-6	11-3-8	100-62
1970	44-38	39-41	41-30	42-49	50-40	—	33-39	—	—	—	24-27	9-11	3-2-8	83-79
1971	44-37	39-42	32-38	51-41	49-41	—	34-38	—	—	—	31-27	13-9	4-2-5	83-79
1972	41-37	42-36	33-32	50-41	48-36	—	35-37	—	—	—	33-15	7-6	3-1-6	83-73
1973	43-38	39-41	28-34	54-45	48-41	—	34-38	—	—	—	31-32	7-12	2-3-8	82-79
1974	36-45	35-46	37-32	34-59	39-51	—	32-40	—	—	—	17-36	4-16	2-11-5	71-91
1975	42-39	40-41	30-33	52-47	40-50	—	42-30	—	—	—	23-29	8-10	1-7-6	82-80
1976	45-37	41-39	40-31	46-45	47-43	—	39-33	—	—	—	30-30	3-8	1-2-6	86-76
1977	35-44	29-54	29-36	35-62	34-56	—	30-42	—	—	—	18-28	7-5	1-6-9	64-98
1978	33-47	33-49	24-39	42-57	37-53	—	29-43	—	—	—	27-35	8-17	1-3-8	66-96
1979	28-53	35-46	28-38	35-61	33-57	—	30-42	—	—	—	24-35	7-12	2-8-9	63-99
1980	38-44	29-51	31-41	36-54	41-49	—	26-46	—	—	—	26-34	8-13	2-4-6	67-95
1981	24-27	17-35	22-20	19-42	27-32	—	14-30	—	—	—	14-12	6-1	0-2-3	41-62
1982	33-48	32-49	25-27	40-70	37-53	—	28-44	—	—	—	23-31	7-9	0-5-6	65-97
1983	41-41	27-53	23-28	45-66	40-50	—	28-44	—	—	—	28-29	12-4	4-2-5	68-94
1984	48-33	42-39	25-32	65-40	46-44	—	44-28	—	—	—	29-20	11-1	4-3-2	90-72
1985	51-30	47-34	36-25	62-39	52-38	—	46-26	—	—	—	33-31	12-10	2-1-2	98-64
1986	55-26	53-28	42-19	66-35	59-31	—	49-23	—	—	—	29-20	13-10	4-1-4	108-54
1987	49-32	43-38	27-29	65-41	53-37	—	39-33	—	—	—	29-23	5-11	2-0-1	92-70
1988	56-24	44-36	34-20	66-40	57-33	—	43-27	—	—	—	31-21	9-5	2-0-1	100-60
1989	51-30	36-45	24-32	63-43	48-42	—	39-33	—	—	—	22-30	8-10	2-1-0	87-75
1990	52-29	39-42	31-26	60-45	51-39	—	40-32	—	—	—	23-28	5-5	2-2-3	91-71
1991	40-42	37-42	24-29	53-55	44-45	—	33-39	—	—	—	20-29	8-8	0-0-3	77-84
1992	41-40	31-50	21-27	51-63	34-56	—	38-34	—	—	—	24-30	4-9	1-2-2	72-90
1993	28-53	31-50	21-38	38-65	30-48	—	29-55	—	—	—	19-35	8-7	0-1-2	59-103
1994	23-30	32-28	18-18	37-40	15-21	21-14	19-23	—	—	—	19-20	4-8	0-0-1	55-58
1995	40-32	29-43	17-23	52-52	27-25	21-24	21-26	—	—	—	21-24	9-7	1-0-0	69-75
1996	42-39	29-52	27-31	44-60	25-27	28-33	18-31	—	—	—	23-35	8-8	1-1-3	71-91
1997	50-31	38-43	37-26	51-48	29-19	34-21	18-26	7-8	—	—	21-27	11-7	0-1-3	88-74
1998	47-34	41-40	33-26	55-48	22-26	33-21	24-20	9-7	—	—	35-26	7-9	4-1-3	88-74
1999	49-32	48-34	32-23	65-43	27-23	33-18	25-19	12-6	—	—	27-19	6-5	1-0-1	97-66
2000	55-26	39-42	33-24	61-44	27-23	34-16	24-20	9-9	—	—	29-20	10-8	3-0-0	94-68
2001	44-37	38-43	22-34	60-46	43-33	15-21	14-18	10-8	—	—	30-20	10-10	0-0-0	82-80
2002	38-43	37-43	21-33	54-53	35-41	20-15	10-22	3-3	7-5	—	27-26	5-9	0-2-1	75-86
2003	34-46	32-49	21-30	45-65	27-49	17-22	17-14	0-6	—	5-4	15-28	1-6	0-3-0	66-95
2004	38-43	33-48	25-31	46-60	29-47	15-21	17-15	4-2	6-6	—	23-24	11-6	0-1-2	71-91
2005	48-33	35-46	26-26	57-53	38-36	20-21	20-12	3-3	—	2-7	21-24	8-6	0-0-1	83-79
2006	50-31	47-34	36-19	61-46	45-29	23-17	23-10	6-9	—	—	31-16	9-5	1-0-2	97-65
2007	41-40	47-34	30-22	58-52	35-37	28-12	17-18	3-3	2-4	3-0	22-15	7-8	0-0-0	88-74
2008	48-33	41-40	29-25	60-48	40-32	20-20	20-15	4-2	—	5-4	16-19	9-9	0-0-2	89-73
2009	41-40	29-52	30-25	40-67	28-44	23-17	14-21	5-10	—	—	19-24	4-7	0-0-0	70-92
2010	47-34	32-49	22-26	57-57	31-41	21-19	14-18	6-3	7-2	—	25-30	7-9	1-1-0	79-83
2011	34-47	43-38	24-26	53-59	33-39	19-20	16-17	2-4	2-1	5-4	21-28	7-7	1-3-0	77-85
2012	36-45	38-43	33-26	41-62	32-40	17-22	17-19	8-7	—	—	20-22	3-7	0-1-0	74-88
2013	33-48	41-40	31-34	43-54	34-42	12-21	17-16	4-0	7-9	—	29-28	8-12	1-1-2	74-88
2014	40-41	39-42	31-22	48-61	38-38	16-18	14-18	2-2	—	9-7	26-29	7-8	0-0-2	79-83
2015	49-32	41-40	32-17	58-55	47-29	13-20	21-12	9-11	—	—	25-24	9-6	0-1-0	90-72
2016	44-37	43-38	29-17	58-58	40-36	22-10	13-21	2-2	10-6	—	25-22	8-5	0-1-1	87-75
2017	37-44	33-48	14-33	56-59	37-39	14-19	12-21	0-4	—	7-9	21-24	3-8	1-1-2	70-92
2018	37-44	40-41	26-27	51-58	40-36	13-20	16-17	8-12	—	—	16-26	9-9	1-0-3	77-85
2019	48-33	38-43	28-23	58-53	40-36	14-19	17-16	2-2	13-3	—	24-23	7-9	1-0-1	86-76
2020	12-17	14-17	6-13	20-21	17-23	—	—	9-11	—	—	6-11	1-4	1-3-0	26-34
Totals	2101-2561	2798-3017	546-501	127-134	36-35	427-476	4474-4842	2373-2281	1676-1825	2029-2019	1335-1390	54-36	1415-1548	100-162-218

MONTHLY WIN-LOSS BREAKDOWN

Month	Most Wins	Fewest Wins	2020	Total
March	2-1 (2019) 2-0 (2018)	0-1 (2003) 0-1 (2014)	0-0	5-3
April	16-8 (2006) 16-10 (2002)	2-10 (1964)	0-0	604-581
May	21-7 (1972)	8-21 (1977) 8-18 (1979)	0-0	756-826-2
June	21-7 (1990)	5-21 (2018)	0-0	742-846-1
July	21-7 (1985) 21-9 (1984)	4-25 (1963)	3-5	761-802
August	21-11 (1986) 21-10 (1969)	5-24 (1982)	12-15	787-900
September	23-7 (1969)	6-18 (1962)	11-14	758-835-2
October	5-0 (1986) 5-1 (1972)	0-3 (2 Times)	0-0	59-48-2

*1981, 1994, 1995 and 2020 low totals not reflected due to shortened season.

MARATHON GAMES

Date	Opponent	Inn.	Score	Winner	Loser	Site
9-11-74	Cardinals	25	L, 3-4	S. Siebert	Webb	Shea
4-15-68	Astros	24	L, 0-1	Blasingame	Rohr	Houston
5-31-64	Giants	23	L, 6-8	G. Perry	Cisco	Shea
6-8-13	Marlins	20	L, 1-2	Slowey	Marcum	Citi Field
4-17-10	Cardinals	20	W, 2-1	Rodriguez	Mather	St. Louis
7-4-85	Braves	19	W, 16-13	Gorman	Camp	Atlanta
5-24-73	Dodgers	19	W, 7-3	Stone	Rau	LA
5-4-19	Brewers	18	L, 4-3	Williams	Flexen	Milwaukee
7-19-15	Cardinals	18	W, 3-1	C. Torres	Martinez	St. Louis
4-28-85	Pirates	18	W, 5-4	Gorman	Tunnell	Shea
8-26-80	Padres	18	L, 6-8	Rasmussen	Falcone	Shea
6-18-79	Astros	18	L, 2-3	Roberge	Hausman	Houston
9-16-75	Expos	18	W, 4-3	Baldwin	DeMola	Shea
8-1-72	Phillies	18	W, 3-2	Sadecki	Brandon	Shea
10-2-65	Phillies	18	0-0	—	—	Shea
8-5-71	Braves	17	L, 1-2	Barber	R. Taylor	Atlanta
8-19-68	Giants	17	L, 0-1	Linzy	R. Taylor	Shea
5-21-68	Pirates	17	W, 4-3	R. Taylor	Moose	Shea
5-13-66	Giants	17	L, 4-5	Priddy	Eilers	Shea
4-19-76	Cardinals	17	W, 4-3	Apodaca	Wallace	St. Louis
7-9-77	Expos	17	W, 7-5	P. Siebert	McEnaney	Shea
6-10-83	Expos	17	W, 4-2	Ownbey	B. Smith	Shea
9-29-93	Cardinals	17	W, 1-0	Greer	Lancaster	Shea
7-7-07	Astros	17	W, 5-3	Sele	Moehler	Houston

HISTORICAL RECORDS

BATTING

GAMES PLAYED

Season
162..... John Olerud, 1999
Felix Millan, 1975

Career
1,853..... Ed Kranepool

Consecutive
200..... José Reyes,
4/24/05-6/5/06

AT-BATS

Individual, Game
11..... Dave Schneck at St. Louis
9/11/74 (25 innings)

Individual, Season
696..... José Reyes, 2005

Individual, Season, Rookie
597..... Pete Alonso, 2019

Individual, Career
5,998..... David Wright

Team, Nine-Inning Game
52..... at Philadelphia (G1), 8/16/18

Team, Extra-Inning Game
89..... vs. St. Louis,
9/11/74 (25 innings)

Team, Season
5,624..... 2019

RUNS

Individual, Game
6..... Edgardo Alfonzo
at Houston, 8/30/99

Individual, Season
127..... Carlos Beltrán, 2006

Individual, Season, Rookie
103..... Pete Alonso, 2019

Individual, Career
949..... David Wright

Team, Most in an Inning
12..... 4/29/16
vs. San Francisco (third inning)
(for entire list see chart on page 141)

Team, Game
24..... at Philadelphia (G1), 8/16/18

Team, Two Consecutive Games
40 .. at Baltimore, 8/15/18 (Won, 16-5)
at Philadelphia, 8/16/18 G1 (Won, 24-4)

Team, Doubleheader
30..... at Philadelphia, 8/16/18
(Won 24-4 & Lost 9-6)

Team, Most In A Season
853..... 1999

Team, Fewest in a Season*
473..... 1968

HITS

Individual, Game
6..... Wilmer Flores
vs. Chicago-NL, 7/3/16

..... Edgardo Alfonzo
at Houston, 8/30/99

Individual, Season
227..... Lance Johnson, 1996

Individual, Season, Rookie
155..... Pete Alonso, 2019

Individual, Career
1,777..... David Wright

Team, Most in an Inning
10..... vs. Atlanta, 8/18/09
(fourth inning)

Team, Nine-Inning Game
25..... at Philadelphia (G1), 8/16/18

Team, Extra-Inning Game
28..... at Atlanta, 7/4/85
(19 innings)

Team, Most, Season
1,553..... 1999

Team, Fewest, Season*
1,168..... 1963

HITTING STREAKS

Individual, Consecutive Games
30..... Moises Alou,
8/23-9/26/07

Consecutive Games, Lefthander
23..... John Olerud,
7/19-8/9/98

Consecutive Games, Rookie
23..... Mike Vail,
8/22-9/15/75

Consecutive At-bats With a Hit
9..... José Vizcaino, 4/23-4/25/96

Individual, Consecutive Games on Road
24..... José Reyes,
6/28-9/24/10

Individual, Consecutive Games at Home
22..... Edgardo Alfonzo,
5/16-7/6/97

SINGLES

Individual, Nine-Inning Game
5..... Dave Magadan
vs. Houston, 7/24/87 (G2)

Individual, Extra-Inning Game
5 (two times)..... Jim Hickman
at Atlanta, 9/30/64 (12 innings)
Gary Carter
at Atlanta, 7/4/85 (19 innings)

Team, Nine-Inning Game
18..... at Atlanta, 8/15/19
..... at Atlanta, 8/7/71

Team, Extra-Inning Game
23..... at Atlanta, 7/4/85
(19 innings)

Team, Most, Season
1,087..... 1980

DOUBLES

Individual, Game
3 (30 times)..... last, Dominic Smith
vs. Philadelphia, 9/6/20

Individual, Season
44..... Bernard Gilkey, 1996

Individual, Season, Rookie
36..... Ty Wigginton, 2003

Individual, Career
390..... David Wright

Team, Most, Game
10..... at Montreal, 9/27/01

Team, Most, Season
323..... 2006

TRIPLES

Individual, Game
3..... Doug Flynn
at Montreal, 8/5/80

Individual, Season
21..... Lance Johnson, 1996

Individual, Season, Rookie
8..... Mookie Wilson, 1981

Individual, Career
110..... José Reyes

Team, Most, Nine-Inning Game
4..... vs. Chicago, 5/23/70

Team, Most, Extra-Inning Game
4..... vs. San Diego, 7/6/79
(12 innings)

Team, Most, Season
49..... 2009

HOME RUNS

Individual, Game

3 (14 times).....Robinson Canó
vs. San Diego, 7/23/19
.....Yoenis Céspedes
at Philadelphia, 4/11/17
.....Yoenis Céspedes
at Colorado, 8/21/15
.....Lucas Duda
vs. San Diego, 7/29/15
.....Kirk Nieuwenhuis
vs. Arizona, 7/12/15
.....Ike Davis
at Arizona, 7/28/12
.....Carlos Beltrán
at Colorado, 5/12/11
.....José Reyes
at Philadelphia, 8/15/06
.....Edgardo Alfonzo
at Houston, 8/30/99
.....Gary Carter
at San Diego, 9/3/85
.....Darryl Strawberry
at Chicago, 8/5/85
.....Claudell Washington
at Los Angeles, 6/22/80
.....Dave Kingman
at Los Angeles, 6/4/76
.....Jim Hickman
at St. Louis, 9/3/65

Individual, Game, Each Side of the Plate

23 times.....last by José Reyes,
at Washington, 8/1/18
(for entire list see chart on page 138)

Individual, Two Consecutive Games (Total)

5.....Gary Carter,
9/3-9/4/85

Individual, Three Consecutive Games (Total)

6.....Frank Thomas,
8/1, 8/2 & 8/3/62

Individual, Consecutive Games with a home run (regular season)

5.....Richard Hidalgo,
7/1-7/5/04

Individual, Consecutive Games with a home run (postseason)

6.....Daniel Murphy,
10/13/15-10/21/15

Individual, Consecutive at-bats

3, Many times.....last by
Yoenis Céspedes, 8/21/15

Individual, Pitcher, Game

2 (twice).....Noah Syndergaard
at Los Angeles-NL, 5/11/16
.....Walt Terrell
at Chicago, 8/6/83

Individual, First Major League At-Bat

4 timesMike Jacobs
vs. Washington, 8/31/05
.....Kazuo Matsui
at Atlanta, 6/6/04
.....Mike Fitzgerald
at Philadelphia, 9/13/83
.....Benny Ayala
vs. Houston, 8/27/74

Individual, One Month (Total)

13 (twice)....Dave Kingman, July, 1975
Gary Carter, September, 1985

Individual, Season

53Pete Alonso, 2019

Individual, Season, Lefthander

39 (twice).....Darryl Strawberry,
1987 & 1988

Individual, Season, Rookie

53 Pete Alonso, 2019 (ML record)

Individual, Season, at Home

27.....Pete Alonso, 2019

Individual, Season, on the Road

26 (twice).....Pete Alonso, 2019
.....Carlos Beltrán, 2006

Individual, Career

252.....Darryl Strawberry

Individual, Career, Righthander

242.....David Wright

Individual, Career, Switch Hitter

192.....Howard Johnson

Individual, Career, at Home

123.....Darryl Strawberry

Individual, Career, on the Road

129.....Darryl Strawberry

Individual, Walkoff, Career

4Wilmer Flores
Mike Piazza
Kevin McReynolds,
Cleon Jones,
Chris Jones

Individual, Career, Designated Hitter

9.....Mike Piazza

Individual, 1-0 Games Decided by a Home Run

(for 1-0 wins by a HR, see page 207)
(for 1-0 losses by a HR, see page 227)

Individual, Grand Slams, Game

1.....many times, last,
Dominic Smith
at Toronto (in Buffalo), 9/11/20
(for list see chart on page 431)

Individual, Grand Slams, Season

3 (four times).....Carlos Beltrán, 2006
Mike Piazza, 2000
Robin Ventura, 1999
John Milner, 1976

Individual, Grand Slams, Career

6.....Mike Piazza

Team, Grand Slams, Game

2.....6/28/11 at Detroit
Jason Bay and Carlos Beltrán
7/16/06 at Chicago (NL)
Cliff Floyd and Carlos Beltrán

Individual, Grand Slams, Pitcher

1 (twice).....Jack Hamilton vs.
St. Louis, 5/20/67 (Al Jackson)
Carl Willey vs. Houston,
7/15/63 (Ken Johnson)

Team, Grand Slams, Season

10.....2006

Individual, Leadoff, Season

7 (twice)Curtis Granderson, 2015
.....Curtis Granderson, 2016

Individual, Leadoff, Career

21.....José Reyes

Team, Leadoff, Season

11.....2017

Individual, Inside the park, Career

2 (twice).....Angel Pagan
Darryl Strawberry
(for list see chart on page 174)

Individual, Extra-Innings, Career

9.....Howard Johnson

Individual, Interleague, Season

7Michael Conforto, 2017
Neil Walker, 2016
Lucas Duda, 2014

Individual, Interleague, Career

28Mike Piazza

Team, Consecutive Home Runs in One Inning

3 (seven times)vs. Philadelphia,
6/7/07, sixth inning
(Delgado, Wright, Lo Duca)
vs. Philadelphia, 4/17/89,
third inning (Strawberry-
McReynolds-Hernandez)
at Cincinnati, 5/1/88, fifth inning
(Teufel-Hernandez-Strawberry)
at Atlanta, 7/27/86, third inning
(Carter-Strawberry-Mitchell)
at San Diego, 7/20/74, fifth inning
(Theodore-Staub-Jones)
at Montreal, 5/18/70, eighth inning
(Marshall-Foy-Grote)
vs. Philadelphia, 4/28/62, sixth
inning (Thomas-Neal-Hodges)

Team, Most, Game

88/24/15
at Philadelphia (Flores-2, Wright,
Lagares, d'Arnaud, Cuddyer,
Murphy, Céspedes)

Team, First Two Batters of Game

three times7/12/07 vs. Cincinnati
(Reyes, Gotay)
.....8/26/16 vs. Philadelphia
(Reyes, Cabrera)
.....6/6/19 vs. San Francisco
(Rosario, D. Smith)

Team, Consecutive Games with a Home Run

21.....7/16-8/5/96

Team, Consecutive Games without a Home Run

17.....8/27-9/13/80

Team, Most, Month

50 (twice)September, 2019
.....June, 2017

Team, Most, Season

242.....2019

Team, Fewest, Season*

61.....1980

RBI

Individual, Game
 9 Carlos Delgado
 at NY Yankees, 6/27/08 (G1)

Individual Rookie, Game
 7 Jeremy Burnitz
 at Montreal, 8/5/93

Individual, Consecutive Games
 15 Mike Piazza, 6/14-7/2/00

Individual, One Month
 34 Gary Carter, September, 1985

Individual, Season
 124 (twice) Mike Piazza, 1999
 David Wright, 2008

Individual, Season, Lefthander
 120 Robin Ventura, 1999

Individual, Season, Rookie
 120 Pete Alonso, 2019

Individual, Career
 956 David Wright

Team, Most, Game
 22 at Chicago, 8/16/87

Team, Most, Season
 814 1999

TOTAL BASES

Individual, Game
 16 Edgardo Alfonzo at Houston,
 8/30/99 (3-HR, 2B, 2-1B)

Individual, Season
 348 Pete Alonso, 2019

Individual, Season, Switch Hitter
 319 Howard Johnson, 1989

Individual, Season, Lefthander
 327 Lance Johnson, 1996

Individual, Career
 2,945 David Wright

Team, Most, Game
 51 at Philadelphia, 8/24/15

Team, Most, Season
 2,485 2019

EXTRA-BASE HITS

Individual, Game
 4 (11 times)
 last by Yoenis Céspedes
 at Philadelphia, 4/11/17

Individual, Consecutive Games
 9 Yoenis Céspedes, 4/15-4/29/16

Individual, Season
 85 Pete Alonso, 2019

Individual, Rookie, Season
 85 Pete Alonso, 2019

Individual Career
 658 David Wright

Team, Most, Game
 15 at Philadelphia, 8/24/15

Team, Most, Season
 564 2006

STOLEN BASES

Individual, Game
 4 (four times) David Wright
 at San Francisco, 5/14/09
 Roger Cedeño
 at Philadelphia, 5/14/99
 Vince Coleman
 vs. Montreal, 6/23/93
 and at St. Louis, 6/26/92

Individual, Consecutive Games With a Stolen Base
 6 (three times) José Reyes,
 8/21-8/26/07
 José Reyes,
 7/17-7/23/05
 Vince Coleman
 5/1-5/8/91

Individual, Season
 78 José Reyes, 2007

Individual, Season, Rookie
 24 Mookie Wilson, 1981

Individual, Consecutive Without Being Caught
 33 Kevin McReynolds
 6/7/87-4/9/89

Individual, Career
 403 José Reyes

Team, Most, Game
 7 at San Francisco, 5/14/09
 (Wright-4, Cora, Beltrán, Sheffield)

Team, Most Over Two Consecutive Games
 11 (three times) 8/7-8/18/87
 8/15-8/26/07
 5/14-5/15/09

Team, Most, Season
 200 2007

Team, Fewest, Season*
 27 1973

CAUGHT STEALING

Individual, Nine-Inning Game
 2 (34 times) last, José Reyes,
 vs. Philadelphia, 9/15/07

Individual, Extra-Inning Game
 3 Lenny Randle
 at Montreal, 4/15/78 (11 innings)

Team, Nine-Inning Game
 4 at Montreal, 8/3/79

Team, Extra-Inning Inning Game
 4 twice, last, at Pittsburgh,
 9/20/80

Individual, Season
 21 (twice) José Reyes, 2007
 Lenny Randle, 1977

Individual, Career
 100 José Reyes

Team, Season
 99 1980

SACRIFICE HITS

Individual, Game
 3 Livan Hernandez
 at Florida, 4/11/09
 Sid Fernandez
 vs. Houston, 7/24/87 (Game 1)

Individual, Season
 24 Felix Millan, 1974

Individual, Career
 85 (twice) Dwight Gooden
 Jerry Kosman

Team, Most, Nine-Inning Game
 5 at Atlanta, 7/18/09

Team, Most, Extra-Inning Game
 5 (two times) at Colorado,
 4/26/95 (14 innings)
 vs. Pittsburgh,
 8/10/92 (16 innings)

Team, Most, Season
 108 1973

SACRIFICE FLIES

Individual, Game
 2 (27 times) last, Brandon Nimmo,
 9/6/17 vs. Philadelphia

Individual, Season
 15 (twice) Howard Johnson, 1991
 Gary Carter, 1986

Individual, Career
 65 David Wright

Team, Most, Inning
 3 at Yankees (second), 6/24/05

Team, Most, Game
 4 (three times) at Yankees, 6/24/05
 vs. Philadelphia, 9/23/72
 at San Francisco, 7/26/67

Team, Most, Season
 59 1997

SLUGGING PERCENTAGE

Season†
 .614 Mike Piazza, 2000

Rookie†
 .583 Pete Alonso, 2019

Career!
 .542 Mike Piazza

Team, High
 .445 2006

ON-BASE PERCENTAGE

Season†
 .447 John Olerud, 1999

Rookie†
 .373 Jason Phillips, 2003

Career!
 .425 John Olerud

Team, High
 .363 1999

BATTING AVERAGE

Individual, Season[†]
 .354..... John Olerud, 1998
Individual, Season[†] Righthander
 .340..... Cleon Jones, 1969
**Individual, Season[†],
 Switch Hitter**
 .337..... José Reyes, 2011
Individual, Season[†], Rookie
 .307..... Hubie Brooks, 1981
Individual, Career!
 .315..... John Olerud
Individual, Career!, Righthander
 .296..... David Wright & Mike Piazza
Individual, Career!, Switch-Hitter
 .283..... José Reyes
Team, Highest, Season
 .279..... 1999
Team, Lowest, Season*
 .219..... 1963

STRIKEOUTS

Individual, Most, Game
 5 (five times)..... Ryan Thompson
 vs. St. Louis, 9/29/93 (17 innings)
 Dave Kingman
 vs. Houston, 5/28/82
 Frank Taveras
 vs. San Diego, 5/1/79
 Ron Swoboda
 vs. St. Louis (Game 1), 6/22/69
 Ron Swoboda
 at Houston, 4/15/68 (24 innings)
Individual, Most, Season
 183..... Pete Alonso, 2019
**Individual, Most, Season,
 Lefthanded**
 159..... Michael Conforto, 2018
Individual, Most, Career
 1,292..... David Wright
Individual, Fewest, Season*
 14..... Felix Millan, 1974
 (585 plate appearances)

AT-BATS

Individual, Most At-Bats, Season
 83..... Lenny Harris, 2001
**Individual, Most Plate Appearances,
 Season**
 94..... Rusty Staub, 1983
Individual, Most At-Bats, Career
 325..... Ed Kranepool
Team, Most At-Bats, Season
 328..... 1965

HITS

Individual, Most Consecutive Hits
 8..... Rusty Staub, 6/11-6/26/83
Individual, Most Hits, Season
 24..... Rusty Staub, 1983

STRIKEOUTS (CONT.)

Team, Most, Nine-Inning Game
 19..... at St. Louis, 9/15/69
Team, Most, Extra-Inning Game
 22..... vs. San Francisco, 5/31/64-G2
 (23 innings)
Team, Most, Doubleheader
 30..... vs. Washington, 10/3/15
Team, Most, Season
 1,404..... 2018
Team, Fewest, Season*
 735..... 1974

WALKS

Individual, Nine-Inning Game
 5..... Mike Baxter,
 at San Diego, 8/4/12
Individual, Extra-Inning Game
 5..... Vince Coleman vs. Pittsburgh,
 8/10/92 (16 innings)
Individual, Game, Intentional
 3 (five times)..... last, David Wright,
 at Atlanta, 7/18/09
Individual, Season, Intentional
 25..... Howard Johnson, 1988
Individual, Season
 125..... John Olerud, 1999
Individual, Career
 762..... David Wright
Team, Most, Game
 16..... at Los Angeles, 6/29/62
Team, Most, Season
 717..... 1999

LEFT ON BASE

Team, Nine-Inning Game
 16..... at Florida, 7/25/01
Team, Extra-Inning Game
 25..... two times,
 at St. Louis, 7/19/15 (17 innings)
 vs. St. Louis, 9/11/74 (25 innings)

PINCH-HITTING

HITS (CONT.)

Individual, Most Hits, Career
 90..... Ed Kranepool
Team, Most Hits, Season
 75..... 1993

HOME RUNS

Individual, Home Runs, Season
 5..... Jordany Valdespin
Individual, Home Runs, Career
 8..... Mark Carreon
(see chart on page 430)
Team, Home Runs, Season
 13..... 2016

HIT BY PITCH

Individual, Game
 2 (33 times)..... last, Jeff McNeil
 vs. Washington, 4/7/19
Individual, Season
 22..... Brandon Nimmo, 2018
Individual, Career
 45..... David Wright
Team, Most, Game
 4 (twice)..... vs. Washington, 4/7/19
 vs. Philadelphia, 9/25/16
Team, Most, Season
 95..... 2019

GIDP

Individual, Most, Game
 4..... Joe Torre vs. Houston, 7/21/75
Individual, Most, Season
 27..... Mike Piazza, 1999
Individual, Fewest, Season*
 1..... Curtis Granderson, 2014
Team, Most, Nine Inning Game
 5 (seven times)..... last, at Colorado
 6/21/18
Team, Most, Extra-Inning Game
 6..... at San Francisco, 8/21/04
 (12 innings)
Team, Most, Season
 149..... 1999

SHUTOUTS

Team, Most, Season
 30..... 1963
**Team, Most, Consecutive Games
 Without Being Shutout**
 110..... 9/12/85-7/17/86

**Based on minimum 502 PA
 (350 for Rookies)
 †Based on minimum 1,500 PA*

PITCHING

GAMES

Individual, Season
 92 Pedro Feliciano, 2010
Individual, Season, Righthander
 82 Joe Smith, 2008
Individual, Season, Rookie
 76 Jeurys Familia, 2014
Individual, Consecutive Games Pitched
 8 Turk Wendell,
 9/14-9/23/98
Individual, Career
 695 John Franco
Individual, Career, Righthander
 404 Jeurys Familia

PITCHERS USED

Team, Nine-Inning Game
 10 9/20/12
 vs. Philadelphia
Team, Extra-Inning Game
 10 9/22/16
 vs. Philadelphia
Team, Most Used In A Season
 30 2018
Team, Fewest Used In A Season*
 13 1963, 1976 & 1971

STARTS

Individual, Season
 36 (four times) Jack Fisher, 1965
 Tom Seaver, 1970, 1973 and 1975
Individual, Season, Lefthander
 35 (five times)
 Frank Viola, 1990 & 1991
 Jon Matlack, 1976
 Jerry Koosman, 1973 & 1974
Individual, Season, Rookie
 35 Gary Gentry, 1969
Individual, Career
 395 Tom Seaver
Individual, Career, Lefthander
 346 Jerry Koosman

COMPLETE GAMES

Individual, Season
 21 Tom Seaver, 1971
Individual, Season, Lefthander
 17 (twice) Jerry Koosman,
 1976 & 1968
Individual, Season, Rookie
 18 Tom Seaver, 1967
Individual, Career
 171 Tom Seaver
Individual, Career, Lefthander
 108 Jerry Koosman
Individual, Consecutive
 8 (twice) Jerry Koosman
 7/15/76-8/21/76
 Tom Seaver
 8/26/69-9/27/69

COMPLETE GAMES (CONT.)

Team, Most, Season
 53 1976
Team, Fewest, Season*
 1 2014, 2015 & 2016

INNINGS PITCHED

Individual, Game
 15 (twice) Rob Gardner (G2)
 vs. Philadelphia, October, 2, 1965
 Al Jackson
 vs. Philadelphia, August 14, 1962
Individual, Season
 290.2 Tom Seaver, 1970
Individual, Season, Lefthander
 265.1 Jon Matlack, 1974
Individual, Season, Rookie
 263.2 Jerry Koosman, 1967
Individual, Career
 3,045.2 Tom Seaver
Individual, Career, Lefthander
 2,544.2 Jerry Koosman

SHUTOUTS

Individual, Season
 8 Dwight Gooden, 1985
Individual, Season, Lefthanded
 7 (twice) Jon Matlack, 1974
 Jerry Koosman, 1968
Individual, Season, Rookie
 7 Jerry Koosman, 1968
Individual, Consecutive
 2 (15 times) last, Johan Santana
 vs. San Diego, 5/26/12 (9-0) &
 vs. St. Louis, 6/1/12 (8-0)
(for entire list see chart on page 350)
Individual, Career
 44 Tom Seaver
Individual, Career, Lefthanded
 26 (twice) Jerry Koosman
 Jon Matlack
Team, Most, Season
 28 1969
Team, Fewest, Season*
 4 1962
Both Games of Doubleheader
 once at Pittsburgh,
 9/12/69 (1-0 & 1-0)
Team, Consecutive
 4 9/24-9/28/69
Team, 1-0 Shutouts Won
 9 1969
Team, Consecutive 1-0 Shutouts
 twice vs. Miami
 September 29 & 30, 2018
 at Pittsburgh
 September 12, 1969 (DH)

SCORELESS STREAKS

Individual, Starter
 32.2 innings R.A. Dickey,
 5/22-6/13/12
Individual, Reliever
 27.2 innings Jesse Orosco,
 7/22-8/24/83
Individual, Rookie
 26.0 innings John Maine,
 7/15-8/12/06
Team
 42.0 innings 9/23-9/28/69

WINS

Individual, Season
 25 Tom Seaver, 1969
Individual, Season, Lefthanded
 21 Jerry Koosman, 1976
Individual, Season, Rookie
 19 Jerry Koosman, 1968
Individual, Season, Righthanded Rookie
 17 Dwight Gooden, 1984
Individual, Season, Reliever
 14 Roger McDowell, 1986
Individual, Season, Lefthanded Reliever
 13 Jesse Orosco, 1983
Individual, Consecutive Single Season
 14 Dwight Gooden,
 5/30/85-8/25/85
Individual, Consecutive Over Multiple Seasons
 16 Tom Seaver,
 8/9/69-5/6/70
Individual, Single Season Consecutive Starts
 8 (four times) Jacob deGrom
 6/12/17-7/24/17
 Bobby Jones
 4/30/97-6/9/97
 David Cone, 8/23/88-9/30/88
 Tom Seaver, 8/26/69-9/27/69
Individual, Consecutive to Start the Season
 10 Terry Leach, 5/22/87-8/11/87
Individual, Career
 198 Tom Seaver
Individual, Career, Lefthanded
 140 Jerry Koosman
Individual, Highest Winning Percentage
 .870 David Cone, 1988 (20-3)
Team, Pitchers With 10+ Wins
 6 1986

LOSSES

Individual, Season
 24 (twice).....Roger Craig, 1962
 Jack Fisher, 1965

Individual, Season, Lefthanded
 20 (3x).....Jerry Koosman, 1977
 Al Jackson, 1962 and 1965

Individual, Season, Reliever
 13.....Skip Lockwood, 1978

Individual, Season, Rookie
 20.....Al Jackson, 1962

Individual, Consecutive, Single Season
 18.....Roger Craig,
 5/4/63-8/4/63

Individual, Consecutive Multiple Seasons
 27.....Anthony Young,
 5/6/92-7/24/93

Individual, Career
 137.....Jerry Koosman

Individual, Career, Righthanded
 124.....Tom Seaver

Team, Most, Season
 120.....1962

Team, Fewest, Season*
 54.....1986

SAVES

Individual, Consecutive Appearances
 14.....Jeurys Familia, 6/21/16-7/26/16

Individual, Consecutive To Begin Mets Career
 16.....Francisco Rodriguez, 2009

Individual, Consecutive, One Season
 36.....Jeurys Familia,
 4/5/16-7/26/16

Individual, Consecutive, Career
 52.....Jeurys Familia,
 8/1/15-7/26/16

Individual, Season
 51.....Jeurys Familia, 2016

Individual, Season, Lefthanded
 40.....Billy Wagner, 2006

Individual, Rookie
 17.....Roger McDowell, 1985

Individual, Career
 276.....John Franco

Individual, Career, Righthanded
 160.....Armando Benitez

Team, Most, Season
 55.....2016

Team, Fewest Season*
 14.....1974

HITS ALLOWED

Individual, Fewest, Game
 0.....Johan Santana
 vs. St. Louis, 6/1/12

Individual, Most, Game
 15.....Tom Seaver
 at Philadelphia, 5/25/76

Individual, Most, Season
 261.....Roger Craig, 1962

Individual, Most, Season, Rookie
 244.....Al Jackson, 1962

Individual, Most, Career
 2,431.....Tom Seaver

Team, Most, Game
 27.....at Philadelphia, 6/11/85

Team, Most, Season*
 1,577.....1962

Team, Fewest Season*
 1,217.....1969

RUNS ALLOWED

Individual, Earned, Game
 11 (three times).....Craig Anderson
 vs. Los Angeles, 8/26/62
 Jack Fisher
 at San Francisco (G1), 6/3/67
 Orlando Hernandez
 at Philadelphia, 8/15/06

Individual, Earned Game
 11.....Orlando Hernandez
 at Philadelphia, 8/15/06

Individual, Season
 137.....Jay Hook, 1962

Individual, Earned, Season
 117.....Roger Craig, 1962

Individual, Rookie, Season
 132.....Al Jackson, 1962

Individual, Rookie, Earned, Season
 113.....Al Jackson, 1962

Individual, Career
 994.....Jerry Koosman

Team, Most, Inning
 11 (five times).....at Colorado
 4/27/12 (fifth inning)
 at Atlanta,
 4/7/04 (fourth inning)
 at San Diego,
 4/1/97 (sixth inning)
 vs. Houston,
 7/30/69, (ninth inning, Game 1)
 at St. Louis,
 7/18/64 (eighth inning)

*(for list of runs allowed by inning,
 see chart on page 313)*

Team, Most, Game
 26.....at Philadelphia, 6/11/85

Team, Most Earned, Game
 25.....at Washington, 7/31/18

RUNS ALLOWED (CONT.)

Team, Most, Season
 948.....1962

Team, Most Earned, Season
 801.....1962

Team, Fewest, Season*
 499.....1968

Team, Fewest Earned, Season*
 449.....1968

HOME RUNS ALLOWED

Individual, Back-To-Back-To-Back, Inning
 3.....last, Seth Lugo,
 9/17/20 at Philadelphia
 (Harper, Bohm, Gregorius)

Team, Back-To-Back-To-Back, Inning (More Than One Pitcher)
 3.....vs. St. Louis, 7/18/64
 (Boyer and White off Bill Wakefield
 and McCarver off Carl Willey)

Individual, Most, Inning
 4.....Steve Trachsel, vs. San Diego,
 5/17/01, third inning (Arias/
 Henderson/Klesko/Trammell)

Individual, Game
 5.....Roger Craig vs. San Francisco,
 May 4, 1963

Individual, Season
 35.....Roger Craig, 1962

Individual, Rookie, Season
 24.....Gary Gentry, 1969

Individual, Career
 212.....Tom Seaver

Team, Most, Game
 7 (four times).....
 vs. Los Angeles-NL 6/24/18
 at Washington, 4/30/17
 at Philadelphia, 9/8/98
 at Chicago, 6/11/67 (G2)

Team, Most, Season
 220.....2017

Team, Fewest, Season*
 78.....1988

STRIKEOUTS

Individual, Inning
 4 (twice)..... Mike Stanton
 at Milwaukee, 8/3/04 (8th)
 Derek Wallace
 vs. Atlanta, 9/23/96 (9th)

Individual, Game
 19 (twice)..... David Cone
 at Philadelphia, 10/6/91
 Tom Seaver
 vs. San Diego, 4/22/70

Individual, Game, Lefthander
 16 Sid Fernandez
 at Atlanta, 7/14/89

Individual, Game, Rookie
 16 (two times)..... Dwight Gooden
 at Philadelphia, 9/17/84 &
 vs. Pittsburgh, 9/12/84

Individual, Game, Lefthanded Rookie
 12 Jerry Koosman
 vs. St. Louis, 7/21/68 G2

Individual, Season
 289 Tom Seaver, 1971

Individual, Season, Lefthanded
 206 Johan Santana, 2008

Individual, Season, Rookie
 276 Dwight Gooden, 1984

Individual, Season, Lefthanded Rookie
 178 Jerry Koosman, 1968

Individual, Games, 10+, Season
 15 Dwight Gooden, 1984

Individual, Games, 10+, Season, Lefthanded
 6 Sid Fernandez, 1988

Individual, Games, 10+, Career
 60 Tom Seaver

Individual, Games, 10+, Career, Lefthanded
 31 Sid Fernandez

Individual, Consecutive In A Game
 10 Tom Seaver
 vs. San Diego, 4/22/70

ERRORS

Individual, Most, in One Inning
 3 Hubie Brooks
 vs. Los Angeles, 5/10/81 (4th)

Individual, Most, Game
 3 (many times)..... last by
 Danny Muno vs. Atlanta, 6/13/15

Team, Most, Inning
 4 (four times)
 at Colorado, 4/27/12 (5th)
 vs. St. Louis, 4/4/96 (8th)
 vs. San Diego, 5/1/91 (7th)
 at Chicago, 6/9/87 (4th)

STRIKEOUTS (CONT.)

Individual, Consecutive at the Start of a Game
 8 Jacob deGrom
 vs. Miami, 9/15/14

Reliever, Game
 9 Tug McGraw
 at San Diego, 8/10/71

Individual, Two Consecutive Games
 32 Dwight Gooden,
 9/12 & 9/17/84

Team, Most, Nine-Inning Game
 19 (two times).....
 at Philadelphia, 10/6/91
 vs. San Diego, 4/22/70

Team, Most, Extra-Inning Game
 26 vs. Atlanta, 8/23/19

Team, Most, Season
 1,520 2019

Team, Fewest*, Season
 717 (two times) 1964 & 1983

WALKS

Individual, Game
 10 Mike Torrez
 at Cincinnati, 7/21/83

Individual, Consecutive Innings Without Issuing a Walk
 48.2 Bartolo Colón,
 4/12/15-5/20/15

Individual, Season
 116 Nolan Ryan, 1971

Individual, Season, Lefthanded
 105 Oliver Perez, 2008

Individual, Season, Rookie
 104 Ron Darling, 1984

Individual, Career
 847 Tom Seaver

FIELDING

ERRORS (CONT.)

Team, Most, Game
 7 vs. Pittsburgh, 8/1/96

Team, Most, Season
 210 (twice) 1962 & 1963

Team, Fewest, Season*
 68 1999

Team, Consecutive Errorless Games
 12 (three times) 6/15-6/27/99
 8/17-8/30/06
 5/20-6/2/07

WALKS (CONT.)

Team, Most, Nine-Inning Game
 15 9/16/72
 at Chicago-NL

Team, Most, Extra-Inning Game
 14 at Philadelphia,
 4/12/86 (13 innings)

Team, Most, Season
 617 1999

Team, Fewest, Season*
 404 1988

HIT BY PITCH

Individual, Game
 3 (nine times)..... last, Zack Wheeler
 at Philadelphia, 9/17/18

Individual, Season
 16 Pedro Astacio, 2002

Individual, Career
 63 Al Leiter

Team, Most, Game
 4 vs. Washington, 4/6/06

WILD PITCH

Individual, Game
 3 (21 times)..... last by Jeury's Familia
 vs. Arizona, 6/4/15

Team, Most, Game
 4 (7 times) last 9/30/15
 at Philadelphia

Individual, Season
 18 Jack Hamilton, 1966

CONSECUTIVE BATTERS RETIRED

Individual, to Start a Game
 25 Tom Seaver
 vs. Chicago, 7/9/69

ERA

Lowest, Season
 2.72 1968

Highest, Season
 5.04 1962

MOST STEALS AGAINST

Individual, Game
 8 Mackey Sasser
 at Atlanta, 7/16/88

Team, Game
 8 at Atlanta, 7/16/88

MISCELLANEOUS TEAM RECORDS

LONGEST GAME

Innings

25 vs. St. Louis, 9/11/74

Time, Nine-Inning Game

4:29 vs. Philadelphia, 9/8/19

Time, Extra-Inning Game

7:23 vs. San Francisco, 5/31/64 G2
(23 innings)

SHORTEST GAME

Time, Nine-Inning Game

1:36 at Atlanta, 4/27/73

MOST GAMES PLAYED

Team, Season

164 1965

WINS

Team, Season

108 1986

Team, Home, Season

56 1988

Team, Road, Season

53 1986

Team, Month

23 September, 1969 (7 losses)

Team, One Run Games, Season

41 1969 (23 losses)

Team, Extra-Inning, Season

13 (twice) 1971 (9 losses)
1986 (10 losses)

Team, Consecutive

11 (five times) 4/12/15-4/23/15
6/17/90-6/29/90
4/18/86-4/30/86
5/12/72-5/21/72
5/28/69-6/10/69

Team, Consecutive at Home

12 (four times) 9/27/14-4/23/15
9/13/95-4/1/96
9/14/88-4/3/89
9/21/84-4/26/85

Team, Consecutive on the Road

11 9/7/15-9/27/15

Team, on a Homestand

10 (three times)
4/13/15-4/23/15 (0 losses)
4/26/76-5/9/76 (3 losses)
5/5/72-5/18/72 (3 losses)

Team, on a Roadtrip

10 7/4-7/14/85 (1 loss)

Team, Most, Consecutive

Series Won

10 (twice) 6/4/90-7/8/90
8/17/01-9/14/01

LARGEST MARGIN

Game, Team, Victory

20 runs at Philadelphia (G1)
8/16/18 (Won, 24-4)

Game, Team, Defeat

21 runs at Washington
7/31/18 (4-25)

Team, Victory, Shutout

17-0 vs. Philadelphia, 9/25/16

Team, Defeat, Shutout

0-16 vs. Atlanta, 7/2/99

Team, Comeback Win

8 at Houston, 9/2/72
(for entire list see chart on page 408)

Team, Blown Lead (Loss)

8 at Chicago, 4/19/80
(for entire list see chart on page 163)

HIGHEST WINNING PERCENTAGE

Homestand (7+ games)

1.000 10-0 (4/13/15-4/23/15)
(for entire list see chart on page 432)

Roadtrip (7+ games)

1.000 7-0, 7/1/91-7/7/91
(for entire list see chart on page 432)

vs. NL East

.656 1986 (59-31)

vs. NL Central

.700 2006 (28-12)

vs. NL West

.697 2006 (23-10)

vs. AL East

.667 1999 (12-6)**

vs. AL Central

.813 2019 (13-3)**

vs. AL West

.563 (two times) 2014 (9-7)**

LOSSES

Team, Season

120 1962

Team, Home, Season

58 1962

Team, Road, Season

64 1963

Team, Month

26 August, 1962

Team, One Run, Season

39 1962

Team, Extra-Inning, Season

17 1978

Team, Consecutive

17 5/21-6/6/62

Team, Consecutive at Home

15 8/1/02-9/3/02 (Game 1)

LOSSES (CONT.)

Team Consecutive on the Road

22 6/16/63-7/28/63

Team, Homestand

12 (twice) 5/30/66-6/14/66, (7-12)
8/14/62-8/26/62, (3-12)

Team, Roadtrip

14 7/19/63-8/4/63, (2-14)

LOWEST WINNING PERCENTAGE

Homestand (7+ games)

.000 9/18-9/23/79 (0-9)
(for entire list see chart on page 432)

Roadtrip (7+ games)

.000 8/9-8/18/81 (0-10)
(for entire list see chart on page 432)

vs. NL East

.355 2003 (27-49)

vs. NL Central

.364 2013 (12-21)

vs. NL West

.313 1981 (10-22)

vs. AL East

.000 2003 (0-6)
2017 (0-4)

vs. AL Central

.438 2013 (7-9)

vs. AL West

.222 2005 (2-7)

HIGHEST PAID ATTENDANCE

Home, Season

4,042,043 2008

Road, Season

2,911,471 2008

PLAYERS USED

Team, Nine-Inning Game

25 (twice) at Atlanta, 9/19/00
..... vs. Philadelphia, 9/22/16

Team, Extra-Inning Game

26 vs. Chicago (NL),
9/13/11 (11 innings)

Team, Most, Season

56 2018

Team, Fewest, Season*

32 1988

*Records for "fewest" do not include abbreviated seasons of 1972, 1981, 1994, 1995 and 2020.

**minimum six games

NATIONAL LEAGUE

Arizona – 9/6/18

Received cash for minor leaguer Patrick Kivlehan (OF).

Atlanta – 6/8/16

Received Kelly Johnson (IF) and cash for Akeel Morris (RHP).

Chicago – 1/5/11

Received Angel Pagan (OF) for minor leaguers Corey Coles (OF) and Ryan Myers (RHP).

Cincinnati – 5/8/18

Received Devin Mesoraco (C) for Matt Harvey (RHP).

Colorado – 6/9/06

Received Eli Marrero (UTIL) for Kazuo Matsui (IF).

Los Angeles – 8/19/17

Received Jacob Rhame (RHP) for Curtis Granderson (OF).

Miami – 2/1/21

Received Jordan Yamamoto (RHP) for minor leaguer Federico Polanco (INF).

Milwaukee – 1/5/18

Received a Keon Broxton (OF) for Bobby Wahl (RHP), minor leaguers Adam Hill (RHP) and Felix Valerio (IF).

Philadelphia – 7/29/19

Received Austin Bossart (C) for Jason Vargas (LHP).

Pittsburgh – 1/19/21

Sent Endy Rodriguez (C) in a three-team trade with San Diego.

St. Louis – 2/12/21

Received cash for Ali Sánchez (C).

San Diego – 1/19/21

Received Joey Lucchesi (LHP) in a three-team trade with Pittsburgh

San Francisco – 8/2/20

Received Billy Hamilton (OF) for minor leaguer Jordan Humphreys (RHP).

Washington – 2/12/18

Received cash for Matt Reynolds (INF).

AMERICAN LEAGUE

Baltimore – 8/31/20

Received Miguel Castro (RHP) for minor leaguer Kevin Smith (LHP) and cash or a PTBNL.

Boston – 2/10/21

Sent RHP Josh Winckowski in a three-team trade with Kansas City.

Cleveland – 1/7/21

Received Carlos Carrasco (RHP) and Francisco Lindor (INF) for Andres Gimenez (INF), Isaiah Greene (OF), Amed Rosario (INF) and Josh Wolf (RHP).

Chicago – 5/30/09

Received Lance Broadway (RHP) for Ramon Castro (C).

Detroit – 7/31/15

Received Yoenis Céspedes (OF) for Michael Fulmer (RHP) and Luis Cessa (RHP).

Houston – 12/5/19

Received Jake Marisnick (RHP) for minor leaguers Kenedy Corona (OF) and Blake Taylor (LHP)

Kansas City – 2/10/21

Received OF Khalil Lee in a three-team trade with Boston.

Los Angeles – 8/31/16

Received Fernando Salas (RHP) for Erik Manoah (RHP).

Minnesota – 2/2/08

Received Johan Santana (LHP) for Carlos Gomez (OF), Philip Humber (RHP) and minor leaguers Kevin Mulvey (RHP) and Deolis Guerra (RHP).

New York – 4/10/18

Received minor leaguer Kendall Coleman (OF) for minor leaguer L.J. Mazzilli (INF).

Oakland – 7/21/18

Received Bobby Wahl (RHP), minor leaguer Will Toffey (IF) and international bonus slot money for Jeury's Familia (RHP).

Seattle – 12/3/18

Received Robinson Canó (IF) and Edwin Díaz (RHP) for Jay Bruce (OF), Anthony Swarzak (RHP), Gerson Bautista (RHP) and minor leaguers Justin Dunn (RHP) and Jerred Kelenic (OF).

Tampa Bay – 5/6/19

Received Wilmer Font (RHP) for minor leaguer Neraldo Catalina (RHP)

Texas – 8/31/20 - Two Trades

Received Todd Frazier (INF) for a PTBNL. Received Robinson Chirinos (C) for a PTBNL.

Toronto – 1/27/21

Received Sean Reid-Foley (RHP), Yennys Díaz (RHP) and Josh Winckowski (RHP) for Steven Matz (LHP).

JOHAN SANTANA'S NO-HITTER - JUNE 1, 2012

The gray skies above Citi Field looked ominous as rain drew closer. The scoreboard clock ticked to 9:48 pm. Johan Santana stood atop the mound and peered in toward catcher Josh Thole. His left arm had already delivered more pitches than it ever had in a major league game. Ghosts of Seaver, Koosman, Gentry, Ryan, Gooden, Fernandez, Darling, Cone, Leiter, Glavine, Trachsel and Martinez rested on Santana's shoulders.

He delivered his signature pitch – a change-up – to Cardinals' World Series MVP David Freese, who swung and missed. Thole sprinted to the mound and embraced the hero, third baseman David Wright pumped his fist, teammates raced in from the dugout and bullpen. The scoreboard flashed NO-HAN!

It finally happened.

After 8,019 games without a no-hitter, the Mets lefthander had engineered the club's first in a gutsy, epic performance on Friday, June 1, 2012.

"I knew that the Mets have never had a no-hitter. I never had one," said Santana after the game. "To be able to accomplish this, it's an honor. I know how much it means to New York and to the Mets. I know Mets' fans were waiting for it and it is theirs, too. I'm very proud and very happy to be a part of it."

The buzz at Citi Field grew louder as Santana danced through the first five innings without allowing a hit. With one out in the seventh inning, Yadier Molina stroled to the plate. Molina roped a line drive to left.

"Off the bat, I thought sure it was a double," said David Wright.

Queens native Mike Baxter, who grew up a Mets fan, who grew up going to Shea Stadium, who knew all too well the history on the line, raced back towards the wall and stuck out his glove. He crashed violently into the wall but held on to the baseball.

"When Baxter made that catch, I didn't know if the ball was in his glove," Santana said. "It was amazing. He saved us."

"It's an honor to make a play for Johan, but ultimately it's his night," Baxter said. "He was incredible tonight. Start to finish, he really had it all working."

The catch would come at a cost as Baxter crumbled to the ground and remained motionless. He ended 8p on the Disabled List with a displaced right collarbone and fractured rib cartilage next to the sternum.

The crowd rose to greet Santana as he popped out of the dugout for the ninth. One pitch, one out – Matt Holliday led off hitting a fly ball to center that Andres Torres raced in and easily caught. Allen Craig, the clean-up hitter for St. Louis' vaunted offense, lifted a fly ball to left. Kirk Nieuwenhuis, Baxter's replacement, caught the ball on the fly. Two outs.

By now fans at Citi Field were in a full-out frenzy, as the park which opened in 2009 was seeking its signature moment. Up stepped Freese. Santana threw three straight balls before pumping in a fastball for a called strike. Freese fouled off the next pitch. Santana tugged once on the brim of his cap, rocked and delivered a pitch that would put him into the record books. Freese swing it was the 253rd no-hitter in major league history including the postseason, and the first for a franchise that was born in 1962 – a half century and three ballparks later.



ONE-HITTERS

The Mets have tossed 39 one-hitters (30 complete games, nine combined) in franchise history, including one in the postseason and three each during the 1970, 1991, 2003 and 2007 seasons.

Date	Pitcher	Opponent	Score	Base Hit
6/22/1962	Al Jackson	Houston	Won, 2-0	Amalfitano, 1st-inning single
5/4/1966	Jack Hamilton	@St. Louis	Won, 8-0	Sadecki, 3rd-inning single
7/9/1969	Tom Seaver	Chicago-NL	Won, 4-0	Qualls, 9th-inning single
4/18/1970	Nolan Ryan	Philadelphia	Won, 7-0	Doyle, 1st-inning single
5/13/1970	Gary Gentry	@Chicago-NL	Won, 4-0	Banks, 8th-inning single
5/15/1970	Tom Seaver	@Philadelphia	Won, 4-0	Compton, 3rd-inning single
4/18/1971	Gary Gentry	Pittsburgh	Won, 5-2	Clemente, 6th-inning triple
9/26/1971	Tom Seaver	Pittsburgh	Won, 3-1	Davalillo, 7th-inning single
7/4/1972	Tom Seaver	San Diego	Won, 2-0	Lee, 9th-inning single
7/10/1973	Jon Matlack	Houston	Won, 1-0	Helms, 6th-inning double
6/29/1974	Jon Matlack	St. Louis	Won, 4-0	Curtis, 3rd-inning single
4/17/1977	Tom Seaver	Chicago-NL	Won, 6-0	Ontiveros, 5th-inning single
10/1/1982	Terry Leach	@Philadelphia	Won, 1-0 (10)	Aguiayo, 5th-inning triple
9/7/1984	Dwight Gooden	Chicago-NL	Won, 10-0	Moreland, 5th-inning single
4/16/1985	Ron Darling (7.0) Jesse Orosco (2.0)	@Pittsburgh	Won, 2-1	Ray, 1st-inning single
5/11/1985	Sid Fernandez (6.0) & Roger McDowell (3.0)	Philadelphia	Won, 4-0	Hayes, 4th-inning single
8/29/1988	David Cone	San Diego	Won, 6-0	Gwynn, 4th-inning double
9/10/1991	Pete Schourek	Montreal	Won, 9-0	Williams, 5th-inning single
9/14/1991	David Cone (7.0) & Jeff Innis (1.0)	@St. Louis	Lost, 1-2	Lankford, 5th-inning single
9/20/1991	David Cone	St. Louis	Won, 1-0	Jose, 8th-inning double
10/8/2000	Bobby J. Jones	San Francisco	Won, 4-0	Kent, 5th-inning double
7/14/2001	Glendon Rusch (8.0) & Armando Benitez (1.0)	Boston	Won, 2-0	Nixon, 1st-inning bunt single
4/26/2002	Shawn Estes	Milwaukee	Won, 1-0	Young, 7th-inning single
6/15/2003	Steve Trachsel	@Anaheim	Won, 8-0	Eckstein, 6th-inning double
6/17/2003	Jae Seo (7.0), David Weathers (1.0) & Armando Benitez (1.0)	@Florida	Won, 5-0	Encarnacion, 5th-inning single
8/18/2003	Steve Trachsel	Colorado	Won, 8-0	Tsao, 6th-inning double
5/23/2004	Tom Glavine	Colorado	Won, 4-0	Pellow, 8th-inning double
4/15/2005	Aaron Heilman	Florida	Won, 4-0	Castillo, 4th-inning single
9/3/2006	Orlando Hernandez (5.1), Roberto Hernandez (1.0), Darren Oliver (0.2) & Guillermo Mota (1.0)	@Houston	Lost, 1-2	Huff, 2nd-inning single
6/27/2007	Tom Glavine (6.0)**	St. Louis	Won, 2-0	Rolen, 2nd-inning single
7/29/2007	John Maine (5.0)**	Washington	Won, 5-0	Belliard, 1st-inning single
9/29/2007	John Maine (7.2), Willie Collazo (0.1) & Carlos Muniz (1.0)	Florida	Won, 13-0	Hoover, 8th-inning single
7/12/2008	Pedro Martinez (4.0), Carlos Muniz (1.0), Aaron Heilman (1.0), Scott Schoeneweis (1.0) & Billy Wagner (1.0)	Colorado	Won, 3-0	Hawpe, 4th-inning single
6/10/2010	Jonathon Niese	San Diego	Won, 3-0	Denorfia, 3rd-inning double
8/13/2010	R.A. Dickey	Philadelphia	Won, 1-0	Hamels, 6th-inning single
6/13/2012	R.A. Dickey	@Tampa Bay	Won, 9-1	Upton, 1st-inning single
6/18/2012	R.A. Dickey	Baltimore	Won, 5-0	Betemit, 5th-inning single
5/7/2013	Matt Harvey (9.0) & Bobby Parnell (1.0)	Chicago-AL	Won, 1-0 (10)	Rios, 7th-inning single
7/17/16	Jacob deGrom	@Philadelphia	Won, 5-0	Zach Eflin, 3rd-inning single

The Mets have been one-hit 41 times. The last time was May 18, 2019 at Miami when Jeff McNeil's first-inning double off Pablo Lopez was the lone hit collected by the Mets. The Mets have been no-hit eight times - for the entire list see page 124.

* *Italics are for postseason games*

** *Called due to rain*

OPENING DAY RESULTS

WON 39 • LOST 20

Date	Site	Opponent	W-L	Score	Winner	Losers
4/11/62	St. Louis	Cardinals	L	4-11	L. Jackson	Craig
4/9/63	Polo Grounds	Cardinals	L	0-7	BROGLIO	Craig
4/14/64	Philadelphia	Phillies	L	3-5	Klippstein	A. Jackson
4/12/65	Shea	Dodgers	L	1-6	DRYSDALE	A. Jackson
4/15/66	Shea	Braves	L	2-3	Lemaster	FISHER
4/11/67	Shea	Pirates	L	3-6	Veale	Cardwell
4/10/68	San Francisco	Giants	L	4-5	Linzy	Frisella
4/8/69	Shea	Expos	L	10-11	Shaw	Koonce
4/7/70	Pittsburgh	Pirates	W	5-3 (11)	R. Taylor	Hartenstein
4/6/71	Shea	Expos	W	4-2 (5)	SEAVER	MORTON
4/15/72	Shea	Pirates	W	4-0	Seaver	Ellis
4/6/73	Shea	Phillies	W	3-0	Seaver	Carlton
4/6/74	Philadelphia	Phillies	L	4-5	Scarce	McGraw
4/8/75	Shea	Phillies	W	2-1	SEAVER	CARLTON
4/9/76	Shea	Expos	W	3-2	Seaver	Rogers
4/7/77	Chicago	Cubs	W	5-3	Seaver	Burris
4/7/78	Shea	Expos	W	3-1	KOOSMAN	Rogers
4/5/79	Chicago	Cubs	W	10-6	Swan	R. Reuschel
4/10/80	Shea	Cubs	W	5-2	Swan	R. Reuschel
4/9/81	Chicago	Cubs	W	2-0	Zachry	R. Reuschel
4/8/82	Philadelphia	Phillies	W	7-2	Jones	Carlton
4/5/83	Shea	Phillies	W	2-0	Sisk	Carlton
4/2/84	Cincinnati	Reds	L	1-8	Soto	Torrez
4/9/85	Shea	Cardinals	W	6-5 (10)	Gorman	Allen
4/8/86	Pittsburgh	Pirates	W	4-2	GOODEN	R. Reuschel
4/7/87	Shea	Pirates	W	3-2	Ojeda	Patterson
4/4/88	Montreal	Expos	W	10-6	Gooden	Martinez
4/3/89	Shea	Cardinals	W	8-4	Gooden	Magrane
4/9/90	Shea	Pirates	L	3-12	Drabek	Gooden
4/8/91	Shea	Phillies	W	2-1	Gooden	Mulholland
4/6/92	St. Louis	Cardinals	W	4-2 (10)	Innis	Lee Smith
4/5/93	Shea	Rockies	W	3-0	GOODEN	Nied
4/4/94	Chicago	Cubs	W	12-8	Gooden	Morgan
4/26/95	Denver	Rockies	L	9-11 (14)	M. Thompson	Remlinger
4/1/96	Shea	Cardinals	W	7-6	DiPoto	Fossas
4/1/97	San Diego	Padres	L	5-12	Hamilton	Perez
3/31/98	Shea	Phillies	W	1-0 (14)	Wendell	Bottalico
4/5/99	Florida	Marlins	L	2-6	Fernandez	Leiter
3/29/00	Tokyo, Japan	Cubs	L	3-5	Lieber	Hampton
4/3/01	Atlanta	Braves	W	6-4 (10)	Cook	Ligtenberg
4/1/02	Shea	Pirates	W	6-2	Leiter	Villone
3/31/03	Shea	Cubs	L	2-15	Wood	Glavine
4/6/04	Atlanta	Braves	W	7-2	Glavine	Ortiz
4/4/05	Cincinnati	Reds	L	6-7	Graves	Looper
4/3/06	Shea	Nationals	W	3-2	Glavine	L. Hernandez
4/1/07	St. Louis	Cardinals	W	4-1	Glavine	Carpenter
3/31/08	Florida	Marlins	W	7-2	Santana	Hendrickson
4/6/09	Cincinnati	Reds	W	2-1	Santana	Harang
4/5/10	Citi Field	Marlins	W	7-1	Santana	Johnson
4/1/11	Florida	Marlins	L	2-6	Johnson	Pelfrey
4/5/12	Citi Field	Braves	W	1-0	Ramirez	Hanson
4/1/13	Citi Field	Padres	W	11-2	Niese	Volquez
3/31/14	Citi Field	Nationals	L	7-9 (10)	Barrett	Familia
4/6/15	Washington	Nationals	W	3-1	Colón	Scherzer
4/3/16	Kansas City	Royals	L	3-4	Volquez	Harvey
4/3/17	Citi Field	Braves	W	6-0	Robles	Krol
3/29/18	Citi Field	Cardinals	W	9-4	Syndergaard	Martinez
3/28/19	Nationals Park	Nationals	W	2-0	deGrom	Scherzer
7/24/20	Citi Field	Braves	W	1-0	Lugo	Martin

CAPS signifies complete game

OPENING DAY LINEUPS

1962

Ashburn, CF
Mantilla, SS
Neal, 2B
Thomas, LF
Bell, RF
Hodges, 1B
Zimmer, 3B
Landrith, C
Craig, P

1963

Burright, 2B
Coleman, C
Kranepool, RF
Snider, CF
Thomas, LF
Harkness, 1B
Neal, 3B
Moran, SS
Craig, P

1964

D. Smith, 1B
Samuel, 2B
Hunt, 3B
Thomas, LF
Hickman, CF
B. Taylor, C
Christopher, RF
Moran, SS
Jackson, P

1965

Cowan, CF
McMillan, SS
Lewis, RF
Kranepool, 1B
Christopher, LF
C. Smith, 3B
Klaus, 2B
Cannizzaro, C
Jackson, P

1966

Jones, RF
Hunt, 2B
Boyer, 3B
Stuart, 1B
Hickman, CF
Swoboda, LF
Grote, C
McMillan, SS
Fisher, P

1967

Bosch, CF
Jones, RF
Boyer, 3B
Davis, LF
Swoboda, 1B
Buchek, 2B
Grote, C
Harrelson, SS
Cardwell, P

1968

Harrelson, SS
Boswell, 2B
Agee, CF
Swoboda, RF
Kranepool, 1B
Shamsky, LF
Martin, C
Charles, 3B
Seaver, P

1969

Agee, CF
Gaspar, RF
Boswell, 2B
Jones, LF
Charles, 3B
Kranepool, 1B
Grote, C
Harrelson, SS
Seaver, P

1970

Agee, CF
Harrelson, SS
Foy, 3B
Jones, LF
Shamsky, 1B
Swoboda, RF
Garrett, 2B
Grote, C
Seaver, P

1971

Agee, CF
Harrelson, SS
Jones, LF
Shamsky, RF
Clendenen, 1B
Boswell, 2B
Aspromonte, 3B
Grote, C
Seaver, P

1972

Harrelson, SS
Boswell, 2B
Agee, CF
Staub, RF
Jones, LF
Fregosi, 3B
Kranepool, 1B
Grote, C
Seaver, P

1973

Harrelson, SS
Millan, 2B
Mays, CF
Staub, RF
Jones, LF
Milner, 1B
Fregosi, 3B
Dyer, C
Seaver, P

1974

Garrett, 3B
Millan, 2B
Staub, RF
Jones, LF
Milner, 1B
Grote, C
Hahn, CF
Harrelson, SS
Seaver, P

1975

Clines, LF
Millan, 2B
Milner, 1B
Torre, 3B
Kingman, RF
Grote, C
Unser, CF
Harrelson, SS
Seaver, P

1976

Garrett, 3B
Millan, 2B
Kranepool, 1B
Kingman, RF
Milner, LF
Unser, CF
Grote, C
Harrelson, SS
Seaver, P

1977

Mazzilli, CF
Millan, 2B
Milner, LF
Kingman, RF
Kranepool, 1B
Stearns, C
Staiger, 3B
Harrelson, SS
Seaver, P

1978

Randle, 3B
Foli, SS
S. Henderson, LF
Montanez, 1B
K. Henderson, RF
Mazzilli, CF
Stearns, C
Flynn, 2B
Koonsman, P

1979

Mazzilli, CF
Chapman, 2B
Hebner, 3B
Stearns, C
Montanez, 1B
S. Henderson, LF
Maddox, RF
Flynn, SS
Swan, P

1980

Taveras, SS
Maddox, 3B
Mazzilli, 1B
S. Henderson, LF
Jorgensen, RF
Stearns, C
Morales, CF
Flynn, 2B
Swan, P

1981

Wilson, RF
Taveras, SS
Mazzilli, CF
Kingman, LF
Staub, 1B
Trevino, C
Brooks, 3B
Flynn, 2B
Zachry, P

1982

Wilson, CF
Bailor, 2B
Foster, LF
Kingman, 1B
Youngblood, RF
Stearns, C
Brooks, 3B
Gardenhire, SS
Jones, P

1983

Wilson, CF
Bailor, SS
Kingman, 1B
Foster, LF
Brooks, 3B
Howard, RF
Giles, 2B
Hodges, C
Seaver, P

1984

Backman, 2B
Oquendo, SS
Hernandez, 1B
Foster, LF
Strawberry, RF
Wilson, CF
Brooks, 3B
Hodges, C
Torrez, P

1985

Backman, 2B
Wilson, CF
Hernandez, 1B
Carter, C
Strawberry, RF
Foster, LF
Johnson, 3B
Santana, SS
Gooden, P

1986

Dykstra, CF
Backman, 2B
Hernandez, 1B
Carter, C
Strawberry, RF
Foster, LF
Johnson, 3B
Santana, SS
Gooden, P

1987

Wilson, CF
Teufel, 2B
Hernandez, 1B
Carter, C
Strawberry, RF
McReynolds, LF
Johnson, 3B
Santana, SS
Ojeda, P

1988

Dykstra, CF
Teufel, 2B
Hernandez, 1B
Strawberry, RF
McReynolds, LF
Carter, C
Johnson, 3B
Elster, SS
Gooden, P

1989

Wilson, CF
Jefferies, 2B
Hernandez, 1B
Strawberry, RF
McReynolds, LF
Carter, C
Johnson, 3B
Elster, SS
Gooden, P

1990

Jefferies, 2B
Miller, CF
Johnson, 3B
Strawberry, RF
McReynolds, LF
Marshall, 1B
Lyons, C
Elster, SS
Gooden, P

1991

Coleman, CF
Jefferies, 3B
Magadan, 1B
Brooks, RF
Johnson, SS
McReynolds, LF
Herr, 2B
O'Brien, C
Gooden, P

1992

Coleman, LF
 Randolph, 2B
 Bonilla, RF
 Johnson, CF
 Murray, 1B
 Pecota, 3B
 Elster, SS
 Hundley, C
 Cone, P

1993

Coleman, LF
 T. Fernandez, SS
 Murray, 1B
 Bonilla, RF
 Johnson, 3B
 Orsulak, CF
 Kent, 2B
 Hundley, C
 Gooden, P

1994

Vizcaino, SS
 Hundley, C
 McReynolds, LF
 Bonilla, 3B
 Kent, 2B
 Segui, 1B
 Burnitz, RF
 Thompson, CF
 Gooden, P

1995

Butler, CF
 Vizcaino, SS
 Brogna, 1B
 Bonilla, 3B
 Kent, 2B
 Segui, LF
 Everett, RF
 Hundley, C
 B. Jones, P

1996

L. Johnson, CF
 Gilkey, LF
 Brogna, 1B
 Huskey, RF
 Kent, 3B
 Hundley, C
 Vizcaino, 2B
 Ordoñez, SS
 B. Jones, P

1997

L. Johnson, CF
 Olerud, 1B
 Gilkey, LF
 Hundley, C
 Huskey, 3B
 Baerga, 2B
 Everett, RF
 Ordoñez, SS
 Harnisch, P

1998

McRae, CF
 Alfonso, 3B
 Gilkey, LF
 Olerud, 1B
 Baerga, 2B
 Huskey, RF
 Spehr, C
 Ordoñez, SS
 B. Jones, P

1999

Henderson, LF
 Alfonso, 2B
 Olerud, 1B
 Piazza, C
 Bonilla, RF
 Ventura, 3B
 McRae, CF
 Ordoñez, SS
 Leiter, P

2000

Henderson, LF
 Hamilton, CF
 Alfonso, 2B
 Piazza, C
 Ventura, 3B
 Bell, RF
 Zeile, 1B
 Ordoñez, SS
 Hampton, P

2001

Agbayani, LF
 Alfonso, 2B
 Ventura, 3B
 Piazza, C
 Zeile, 1B
 Payton, CF
 Hamilton, RF
 Ordoñez, SS
 Leiter, P

2002

Cedeño, LF
 Alomar, 2B
 Vaughn, 1B
 Piazza, C
 Alfonso, 3B
 Burnitz, RF
 Payton, CF
 Ordoñez, SS
 Leiter, P

2003

Cedeño, CF
 Alomar, 2B
 Floyd, LF
 Piazza, C
 Vaughn, 1B
 Wigginton, 3B
 Burnitz, RF
 Sanchez, SS
 Glavine, P

2004

Matsui, SS
 Gutierrez, 2B
 Floyd, LF
 Piazza, C
 Cameron, CF
 Phillips, 1B
 K. Garcia, RF
 Wigginton, 3B
 Glavine, P

2005

Reyes, SS
 Matsui, 2B
 Beltrán, CF
 Piazza, C
 Floyd, LF
 Mientkiewicz, 1B
 Wright, 3B
 Valent, RF
 Martinez, P

2006

Reyes, SS
 Lo Duca, C
 Beltrán, CF
 Delgado, 1B
 Wright, 3B
 Floyd, LF
 Nady, RF
 Hernandez, 2B
 Glavine, P

2007

Reyes, SS
 Lo Duca, C
 Beltrán, CF
 Delgado, 1B
 Wright, 3B
 Alou, LF
 Green, RF
 Valentin, 2B
 Glavine, P

2008

Reyes, SS
 Castillo, 2B
 Wright, 3B
 Beltrán, CF
 Delgado, 1B
 Pagan, LF
 Church, RF
 Schneider, C
 Santana, P

2009

Reyes, SS
 Murphy, LF
 Wright, 3B
 Delgado, 1B
 Beltrán, CF
 Church, RF
 Schneider, C
 Castillo, 2B
 Santana, P

2010

Cora, SS
 Castillo, 2B
 Wright, 3B
 Jacobs, 1B
 Bay, LF
 Matthews, Jr, CF
 Francoeur, RF
 Barajas, C
 Santana, P

2011

Reyes, SS
 Harris, LF
 Wright, 3B
 Beltrán, RF
 Pagan, CF
 Davis, 1B
 Emaus, 2B
 Thole, C
 Pelfrey, P

2012

Torres, CF
 Murphy, 2B
 Wright, 3B
 Davis, 1B
 Bay, LF
 Duda, RF
 Thole, C
 Tejada, SS
 Santana, P

2013

Cowgill, CF
 Murphy, 2B
 Wright, 3B
 Davis, 1B
 Byrd, RF
 Duda, LF
 Buck, C
 Tejada, SS
 Niese, P

2014

E. Young, 2B
 Lagares, CF
 Wright, 3B
 Granderson, RF
 Brown, LF
 Davis, 1B
 d'Arnaud, C
 Tejada, SS
 Gee, P

2015

Granderson, RF
 Wright, 3B
 Duda, 1B
 Cuddyer, LF
 Murphy, 2B
 Lagares, CF
 d'Arnaud, C
 Flores, SS
 Colón, P

2016

Granderson, RF
 Wright, 3B
 Céspedes, LF
 Duda, 1B
 Walker, 2B
 Conforto, DH
 Cabrera, SS
 d'Arnaud, C
 Lagares, CF
 Harvey, P

2017

Reyes, 3B
 Cabrera, SS
 Céspedes, LF
 Granderson, CF
 Walker, 2B
 Bruce, RF
 Duda, 1B
 Rivera, C
 Syndergaard, P

2018

Nimmo, CF
 Céspedes, LF
 Bruce, RF
 Cabrera, 2B
 Frazier, 3B
 González, 1B
 Plawecki, C
 Syndergaard, P
 Rosario, SS

2019

Nimmo, LF
 Alonso, 1B
 Canó, 2B
 Conforto, RF
 Ramos, C
 McNeil, 3B
 Rosario, SS
 Lagares, CF
 deGrom, RHP

2020

Nimmo, CF
 McNeil, 3B
 Alonso, 1B
 Conforto, RF
 Céspedes, DH
 Canó, 2B
 Davis, LF
 Ramos, C
 Rosario, SS
 deGrom, RHP

OPENING DAY ATTENDANCE

1962	12,447	1974	17,154	1986	47,752	1998	48,142*	2010	41,245*
1963	25,849	1975	18,527*	1987	46,102*	1999	52,052	2011	41,075
1964	48,736	1976	15,963*	1988	48,719	2000	52,308	2012	42,080*
1965	37,999*	1977	23,907	1989	38,539*	2001	53,640	2013	41,053*
1966	52,812*	1978	11,736*	1990	47,919*	2002	53,734*	2014	42,442*
1967	31,510*	1979	10,406	1991	49,276*	2003	53,586*	2015	43,947
1968	52,079	1980	12,219*	1992	47,218	2004	53,666	2016	44,099
1969	44,541*	1981	15,205	1993	53,134*	2005	53,663	2017	44,384*
1970	41,679	1982	40,845	1994	42,467	2006	54,371*	2018	44,189*
1971	26,062*	1983	48,682*	1995	26,604	2007	56,227	2019	44,424
1972	15,893*	1984	46,637	1996	42,060*	2008	56,350	2020	-
1973	27,326*	1985	46,781*	1997	21,981	2009	41,007		<i>* season opener</i>

YEAR-BY-YEAR ATTENDANCE

Year	Home	Road	Total	Year	Home	Road	Total
1962	922,530	876,780	1,799,310	1992	1,779,534	2,120,154	3,899,688
1963	1,080,108	829,093	1,909,201	1993	1,873,183	2,660,514	4,533,697
1964	1,732,597	814,952	2,547,549	1994*	1,151,471	1,821,608	2,973,079
1965	1,768,389	1,075,431	2,843,820	1995*	1,273,183	1,827,204	3,100,387
1966	1,932,693	1,177,525	3,110,218	1996	1,588,323	2,057,456	3,645,779
1967	1,565,492	936,045	2,501,537	1997	1,766,174	2,382,838	4,149,012
1968	1,781,657	883,566	2,665,223	1998	2,287,942	2,169,244	4,457,186
1969	2,175,373	1,197,206	3,372,579	1999	2,725,920	2,600,156	5,326,076
1970	2,697,479	1,668,911	4,366,390	2000	2,800,221	2,575,263	5,375,484
1971	2,266,680	1,525,182	3,791,862	2001	2,658,279	2,426,433	5,084,712
1972*	2,134,185	1,502,815	3,637,000	2002	2,804,838	2,156,037	4,960,875
1973	1,912,390	1,322,594	3,234,984	2003	2,187,291	2,291,237	4,478,528
1974	1,722,209	1,350,613	3,072,822	2004	2,318,321	2,406,142	4,724,463
1975	1,730,566	1,290,026	3,020,592	2005	2,829,931	2,836,304	5,666,235
1976	1,468,754	1,391,917	2,860,671	2006	3,379,535	2,725,074	6,104,609
1977	1,066,825	1,471,030	2,537,855	2007	3,853,949	2,906,939	6,760,888
1978	1,007,328	1,440,082	2,447,410	2008	4,042,043	2,911,471	6,953,514
1979	788,905	1,558,135	2,347,040	2009	3,154,262	2,576,606	5,730,868
1980	1,178,659	1,546,529	2,725,188	2010	2,559,738	2,374,853	4,934,591
1981*	701,910	1,014,139	1,716,049	2011	2,352,596	2,646,396	4,998,992
1982	1,320,055	1,624,181	2,944,236	2012	2,242,803	2,751,369	4,974,172
1983	1,103,808	1,635,971	2,739,779	2013	2,135,657	2,480,896	4,616,553
1984	1,829,482	1,769,850	3,599,332	2014	2,148,808	2,609,590	4,758,398
1985	2,751,437	2,002,430	4,753,867	2015	2,569,753	2,486,157	5,055,910
1986	2,762,417	2,180,166	4,942,583	2016	2,789,602	2,463,347	5,252,949
1987	3,027,121	2,323,808	5,350,929	2017	2,460,622	2,460,154	4,920,776
1988	3,047,724	2,553,582	5,601,306	2018	2,224,995	2,383,676	4,608,671
1989	2,918,710	2,498,323	5,417,033	2019	2,442,532	2,383,685	4,826,217
1990	2,732,745	2,355,140	5,087,885	2020^	-	-	-
1991	2,284,484	2,143,423	4,427,907	TOTALS	123,873,570	114,403,348	238,276,918

* = Strike-shortened season

^ = Pandemic-shortened season (no fans)

ATTENDANCE RECORDS

Regular Season	Paid	Opponent	Date
Weekday Game	56,350	Philadelphia	April 8, 2008
Weeknight Game	56,658	San Francisco	May 13, 1966
Saturday Afternoon	56,227	Yankees	May 19, 2007
Saturday Night	55,085	Colorado	August 19, 2006
Sunday Afternoon	56,738	Los Angeles (NL)	June 23, 1968
Sunday Night	56,438	Yankees	May 20, 2007
Doubleheader	57,175	Los Angeles (NL)	June 13, 1965
Twi-Night	52,320	St. Louis	August 21, 1998
Holiday Doubleheader*	54,360	Los Angeles (NL)	May 30, 1962
Holiday Single	55,437	Yankees	July 4, 2004
3-Date Series	168,912	Yankees	May 18-20, 2007
4-Date Series	208,853	Los Angeles (NL)	May 29-June 1, 2008
1 Week (Mon-Sun)	306,865		June 17-23, 1985
Most Paid Crowds over 50,000	47		2008
Opening Day	56,350	Philadelphia	April 8, 2008
Season	4,042,043		2008

* Polo Grounds Record

Division Series	Paid	Opponent	Date
Game 2	57,029	Los Angeles (NL)	October 5, 2006
Championship Series	Paid	Opponent	Date
Game 7	56,357	St. Louis	October 19, 2006
World Series	Paid	Opponent	Date
Game 5	57,397	Baltimore	October 16, 1969

ATTENDANCE HIGHS VS. OPPONENTS

Opponent	Attendance	Date	Type Game
Arizona	53,012	June 3, 2007	Sunday Day
Atlanta	56,039	September 14, 2008	Sunday Day
Baltimore	52,320	June 17, 2006	Saturday Day
Boston	52,006	July 14, 2001	Saturday Day
Chicago (NL)	54,416	September 24, 2008	Wednesday Night
Chicago (AL)	34,160	June 1, 2016	Wednesday Day
Cincinnati	55,391	July 27, 1969	Sunday Day
Cleveland	33,800	August 20, 2019	Tuesday Day
Colorado	55,085	August 19, 2006	Saturday Night
Detroit	40,691	May 25, 2019	Saturday Day
Houston	54,424	May 30, 1970	Saturday Day
Kansas City	44,815	June 22, 2002	Saturday Night
Los Angeles (NL)	57,175	June 13, 1965	Sunday DH
Los Angeles (AL)	43,582	June 12, 2005	Sunday Day
New York Yankees	56,438	May 20, 2007	Sunday Night
Miami	56,059	September 28, 2008	Final Game at Shea
Milwaukee	55,830	April 15, 2006	Saturday Day
Minnesota	44,517	June 20, 2007	Wednesday Night
Montreal	53,968	July 11, 1970	Saturday Night
Oakland	52,920	June 23, 2007	Saturday Night
Philadelphia	57,011	July 14, 1968	Sunday DH
Pittsburgh	55,901	Sept. 21, 1969	Sunday DH
St. Louis	55,862	June 22, 1969	Sunday DH
San Diego	52,308	April 3, 2000	Opening Day
San Francisco	57,037	May 31, 1964	Sunday DH
Seattle	52,154	June 25, 2008	Wednesday Night
Tampa Bay	46,610	June 4, 2000	Sunday Night
Texas	55,438	June 15, 2008	Sunday DH
Toronto	34,203	July 16, 2001	Monday Night
Washington	54,371	April 3, 2006	Opening Day

ATTENDANCE RECORDS

TOP 10 REGULAR SEASON CROWDS AT THE POLO GROUNDS

Attendance	Opponent	Date
55,704	Los Angeles (NL)	May 30, 1962
53,880	San Francisco	May 5, 1963
49,431	San Francisco	May 3, 1963
46,184	Los Angeles (NL)	August 18, 1963
43,742	San Francisco	June 1, 1962
41,001	San Francisco	June 2, 1962
39,741	Los Angeles (NL)	August 24, 1962
37,253	Los Angeles (NL)	July 14, 1962
37,170	Chicago (NL)	May 30, 1963
35,463	San Francisco	July 15, 1962

TOP 10 REGULAR SEASON CROWDS AT SHEA STADIUM

Attendance	Opponent	Date	Game Type
57,175	Los Angeles (NL)	June 13, 1965	Sunday DH
57,037	San Francisco	May 31, 1964	Sunday DH
57,011	Philadelphia	July 14, 1968	Sunday DH
56,738	Los Angeles (NL)	June 23, 1968	Sunday Day
56,658	San Francisco	May 13, 1966	Friday Night
56,438	Yankees	May 20, 2007	Sunday Night
56,350	Philadelphia	April 8, 2008	Opening Day
56,337	Yankees	May 18, 2007	Friday Night
56,332	Los Angeles (NL)	June 5, 1966	Sunday DH
56,308	Yankees	June 27, 2008	Friday Night

TOP 10 REGULAR SEASON CROWDS AT CITI FIELD

Attendance	Opponent	Date	Game Type
44,466	Giants	April 30, 2016	Saturday Day
44,384	Braves	April 3, 2017	Opening Day
44,424	Nationals	April 4, 2019	Opening Day
44,189	Cardinals	March 29, 2018	Opening Day
44,099	Phillies	April 8, 2016	Opening Day
43,947	Phillies	April 13, 2015	Opening Day
43,928	Marlins	September 29, 2018	Saturday Night
43,875	Nationals	August 10, 2019	Saturday Night
43,630	Yankees	September 19, 2015	Saturday Day
43,603	Yankees	June 9, 2018	Saturday Night

TOP 3 POSTSEASON CROWDS AT CITI FIELD

Attendance	Opponent	Date	Game Type
44,859	Kansas City	November 1, 2015	Game 5 World Series
44,815	Kansas City	October 31, 2015	Game 4 World Series
44,781	Kansas City	October 30, 2015	Game 3 World Series

ALL-STAR GAME ATTENDANCE

Attendance	Opponent	Date
50,850	July 7, 1964	Shea Stadium
45,186	July 16, 2013	Citi Field

IMPORTANT DATES IN METS HISTORY

OCTOBER 16, 1960 Owners for the eight National League teams meet in Chicago and unanimously pass a resolution to expand the NL to 10 teams, with the newest franchises being placed in Houston and New York.

MARCH 14, 1961 George Weiss becomes the New York Mets first club president.

SEPTEMBER 29, 1961 Casey Stengel is hired to be the team's first manager.



The Mets being welcomed by New York City at City Hall in Manhattan.

OCTOBER 10, 1961 The National League expansion draft is held in Cincinnati, with the Mets selecting catcher Hobie Landrith with their first pick. By the end of the draft, New York has 22 players.

APRIL 10, 1962 The Mets' first regular-season game is rained out in St. Louis.

APRIL 11, 1962 The Mets lose the franchise's inaugural regular-season game, an 11-4 defeat at St. Louis. Roger Craig takes the loss, while Gil Hodges hits the first home run in team history.

APRIL 13, 1962 With snow flurries falling, the Mets play their first-ever home game at the Polo Grounds, losing, 4-3, to Pittsburgh. Attendance for the game is listed as 12,447.

APRIL 23, 1962 After starting the season 0-9, the Mets win their first game with a 9-1 victory at Pittsburgh. Jay Hook throws a complete game five-hitter.

APRIL 28, 1962 The Mets score six times in the sixth inning and Roger Craig pitches 3.0 innings of scoreless relief as New York beats Philadelphia, 8-6, to win for the first time at the Polo Grounds.

MAY 9, 1962 Marv Throneberry is acquired from Baltimore in exchange for Hobie Landrith and cash.

MAY 30, 1962 The Dodgers return to New York for the first time and sweep a doubleheader from the Mets in front of 54,360 fans, the NL's largest crowd of the year. The Mets turn their first-ever triple play in the sixth inning of Game Two.

JUNE 8, 1962 Jay Hook and the Mets stop a franchise-record 17-game losing streak with a, 4-3, win over the Cubs in the first game of a doubleheader. Hook limits the Cubs to three runs over 8.0 innings to end the skid that started on May 21st at Houston.

JUNE 30, 1962 Sandy Koufax no-hits the Mets in a 5-0 win at Los Angeles. Koufax strikes out 13 and walks five.

SEPTEMBER 30, 1962 Frank Thomas hits his 34th home run of the season to set a club record that stands until 1975.

JUNE 20, 1963 Using a five-run third inning, the Mets cruise to a 6-2 victory over the Yankees in the first Met-Yankee Mayor's Trophy Game at Yankee Stadium.

JULY 30, 1963 The Mets end a modern-day major league record 22-game road losing streak with a 5-1 win at Los Angeles.

AUGUST 7, 1963 With a single in the first, a double in the second, a triple in the fourth and a home run in the sixth, Jim Hickman becomes the first Mets player to hit for the cycle, victimizing St. Louis at Sportsman Park. Hickman's natural cycle is still the only one in franchise history and one of 14 in the major league record books.

AUGUST 9, 1963 Jim Hickman hits a two-out, game-winning grand slam off Lindy McDaniel to give the Mets a 7-3 victory over the Cubs at the Polo Grounds and also end Roger Craig's then-franchise record 18-game losing streak.

APRIL 17, 1964 William A. Shea Municipal Stadium opens to a near-capacity crowd of 48,736 and a Mets loss, 4-3 to the Pirates. Future Hall of Famer Willie Stargell hits a solo shot in the second inning to plate the first run in the stadium's history, while Ron Hunt becomes the first Mets player to score in the fourth.

APRIL 19, 1964 The Mets win their first of 1,859 victories at Shea Stadium, beating the Pirates, 6-0, behind Al Jackson's six-hitter.

MAY 26, 1964 The Mets rout the Cubs, 19-1 at Wrigley Field.

MAY 31, 1964 The Mets and Giants play the longest doubleheader in history, combining for a total of 32 innings. The Giants complete the sweep with an 8-6 win in the 23-inning nightcap, despite a triple play by the Mets in the top of 14th.

JUNE 21, 1964 Jim Bunning pitches a perfect game against the Mets, striking out 10 in the 6-0 victory.

JULY 7, 1964 Shea plays host to its only All-Star Game and Ron Hunt becomes the first Mets player to make the All-Star team as the National League uses a four-run ninth inning to beat the American League, 7-4. Hunt starts at second base and finishes with one hit in three at-bats.

OCTOBER 4, 1964 With the NL pennant on the line for the Cardinals, the Mets drop the season finale, 11-5, at St. Louis. A Mets victory would have created a three-way tie between the Cardinals, the Reds and the Phillies.

NOVEMBER 17, 1964 The Mets sign catcher and future Hall of Famer Yogi Berra to a two-year contract.

NOVEMBER 23, 1964 The Mets get their second future Hall of Famer in less than a week when the team acquires lefthander Warren Spahn from Milwaukee.

APRIL 14, 1965 Ron Swoboda hits a pinch-hit home run in his second major league at-bat. The rookie would go on to finish the season with a team-high 19 home runs.

JUNE 14, 1965 Cincinnati's Jim Maloney no-hits the Mets for 10 innings, but loses, 1-0, when Johnny Lewis hits a home run in the 11th inning.

JULY 24, 1965 In what turns out to be Casey Stengel's last game as a major league manager, the Mets lose, 5-1, to the Phillies. That night, Stengel breaks his hip in a fall after the annual Old Timers Dinner and finishes his career with 1,905 victories.

JULY 26, 1965 Wes Westrum is named interim manager. The Mets had actually won Westrum's first game as manager the previous day, when the club beat Philadelphia, 8-1, in the opener of a doubleheader.

AUGUST 26, 1965 Tug McGraw allows two runs in 7.2 innings and the Mets beat the Dodgers and Sandy Koufax, 5-2. It is the first time in 14 career games that the Mets beat the future Hall of Famer. Koufax had been 13-0 against the Mets prior to the loss.

SEPTEMBER 3, 1965 Jim Hickman hits three home runs in a game, becoming the first player to do so in club history. His record has been matched 11 other times.

OCTOBER 19, 1965 The Mets acquire catcher Jerry Grote from Houston for a player to be named later.

FEBRUARY 24, 1966 USC righthander Tom Seaver and Atlanta agree to a \$50,000 contract, violating a major league rule prohibiting college players from signing with a pro team after the start of the collegiate season.

MARCH 2, 1966 Major League Baseball Commissioner William Eckert voids Tom Seaver's contract with Atlanta.

APRIL 2, 1966 The Mets are awarded negotiating rights with Tom Seaver after they, along with Philadelphia and Cleveland, match Atlanta's original offer of \$50,000. But it's the Mets' slip of paper that MLB Commissioner William Eckert picks out of a hat, thus giving the Mets a chance to sign the former number one pick.

APRIL 3, 1966 Tom Seaver and the Mets agree to a contract and the righthander is assigned to Jacksonville of the International League.

APRIL 17, 1966 The Mets score three times in the last two innings to beat the Braves, 5-4, at Shea. The Mets are 2-1 on the year, marking the first time in franchise history the team is above .500.

OCTOBER 2, 1966 The Mets drop a doubleheader at home against Houston, but finish out of last place in the National League for the first time in their history.

NOVEMBER 14, 1966 Bing Devine takes over for George Weiss as team president and General Manager.

NOVEMBER 29, 1966 The Mets acquire Tommy Davis for Jim Hickman and Ron Hunt. Hickman was the last member of the original 22-player expansion draft class.

APRIL 13, 1967 Tom Seaver makes his major league debut, recording a no-decision in a 3-2 win over the Pittsburgh Pirates.

SEPTEMBER 21, 1967 Wes Westrum resigns as manager and is replaced by coach Salty Parker.

OCTOBER 11, 1967 Gil Hodges is hired as the fourth manager in club history.

NOVEMBER 20, 1967 Tom Seaver wins the NL Rookie of the Year award, the first Mets player to win a major award. Seaver finished the season 16-13 with a 2.76 ERA.

DECEMBER 15, 1967 Tommy Davis and Jack Fisher headline a package sent to Chicago (AL) in exchange for Tommie Agee and Al Weis.

DECEMBER 27, 1967 Johnny Murphy becomes the third General Manager in franchise history when he replaces Bing Devine.

APRIL 14, 1968 Rookie Nolan Ryan shuts out Houston over 6.2 innings to earn his first big league win, 4-0.

APRIL 15, 1968 The Mets play what is now the second longest game in club history, losing a 24-inning marathon in Houston, 1-0.

APRIL 17, 1968 Jerry Koosman throws his second consecutive shutout and strikes out 10 as the Mets win their first-ever home opener, 3-0 over San Francisco.

JUNE 10, 1969 The Mets win their 11th straight to set a club record. The streak began on May 28th at home against San Diego.

JUNE 15, 1969 The Mets send a package of four players to Montreal for Donn Clendenon.

JULY 9, 1969 Tom Seaver retires the first 25 Cubs he faces before Jimmy Qualls lines a clean single to left-centerfield. Seaver gets two more outs to finish with a one-hitter and a 4-0 victory.

AUGUST 13, 1969 After an 8-2 loss at Houston, the Mets are 10 games back of the front running Cubs for first place in the NL East.

SEPTEMBER 9, 1969 A black cat emerges in front of the visiting Cubs dugout at Shea. The good luck feline stares directly into the Cubs dugout and helps lift the Mets to a 7-1 win.



The infamous black cat that brought the Mets good luck during the 1969 pennant chase.

SEPTEMBER 10, 1969 After a doubleheader sweep of the Expos, the Mets move into sole possession of first place for the first time in their history.

SEPTEMBER 15, 1969 Ron Swoboda hits two home runs off Steve Carlton to help the Mets beat the Cardinals, 4-3, in a game that Carlton sets a modern major league record with 19 strikeouts.

SEPTEMBER 24, 1969 Donn Clendenon hits two home runs to back Gary Gentry's four-hitter and the Mets clinch the NL East with a 6-0 win over St. Louis.

SEPTEMBER 30, 1969 The Mets finish the season 100-62, winners of 38 of their final 49 games.

OCTOBER 6, 1969 Home runs from Tommie Agee, Ken Boswell and Wayne Garrett help the Mets finish a sweep of Atlanta in the National League Championship Series.

OCTOBER 14, 1969 The Mets host their first-ever World Series game at Shea. The Mets beat the Baltimore Orioles, 5-0, in Game Three to take a two games to one series lead. Tommie Agee hits a leadoff home run and makes two spectacular catches in the field.

OCTOBER 16, 1969 Jerry Koosman throws a five-hitter and the Mets beat Baltimore, 5-3, at Shea to finish off the Orioles four-games-to-one and win their first-ever World Series.

OCTOBER 29, 1969 Tom Seaver is named the NL Cy Young winner for the first time in his career. He finished the season 25-7 with a 2.21 ERA.

JANUARY 14, 1970 General Manager Johnny Murphy passes away after suffering a heart attack. Five days later, Bob Scheffing is named General Manager.

APRIL 22, 1970 Tom Seaver ties the modern major league record with 19 strikeouts, including 10 in a row to finish the game, in a 2-1 win over San Diego at Shea.

DECEMBER 10, 1971 The Mets trade Nolan Ryan and three others to California for Jim Fregosi.

APRIL 2, 1972 Gil Hodges suffers a fatal heart attack.

APRIL 6, 1972 The Mets announce two moves: Yogi Berra has been named the manager and the club has acquired Rusty Staub from Montreal.

MAY 11, 1972 The Mets acquire Willie Mays from San Francisco.

AUGUST 5, 1973 After a doubleheader sweep by St. Louis, the Mets are 11.5 games out of first place with 54 games left to play.

AUGUST 17, 1973 Willie Mays hits the 660th and last home run of his illustrious career off Cincinnati's Don Gullett at Shea Stadium.

SEPTEMBER 20, 1973 Using the memorable "Ball-on-the-Wall" play in which a shot to leftfield caromed directly to Cleon Jones and helped the Mets cut down the potential game-winning run at home plate, the Mets pull within a half game of first place after a 4-3 win vs. Pittsburgh.

OCTOBER 1, 1973 With a 6-4 win at Wrigley Field, their 29th in their last 43 games, the Mets clinch their second NL East title.

OCTOBER 8, 1973 Bud Harrelson and Pete Rose spark a bench-clearing brawl in Game Three of the NLCS at Shea. The spirited Mets beat the Reds 9-2.

OCTOBER 10, 1973 The Mets clinch their second National League pennant with a 7-2 win over Cincinnati in a decisive Game Five.

OCTOBER 21, 1973 Oakland wins Game Seven to deny the Mets their second World Series title.

OCTOBER 1, 1974 Joe McDonald replaces Bob Scheffing as the General Manager.

AUGUST 6, 1975 Yogi Berra is dismissed as manager and coach Roy McMillan is named interim skipper.

OCTOBER 3, 1975 Joe Frazier takes over as the team's manager.

NOVEMBER 12, 1975 Tom Seaver wins his third NL Cy Young Award after finishing the season 22-9 with a 2.38 ERA and 243 strikeouts.

MAY 31, 1977 Joe Torre is named player-manager and the team beats Montreal, 6-2, at Shea in his debut. He removes himself from the active roster on June 18th.

JUNE 15, 1977 Tom Seaver is traded to Cincinnati in exchange for four players.

JANUARY 24, 1980 The Mets are sold to a group headed by Doubleday & Co.

FEBRUARY 21, 1980 Frank Cashen is named the club's new General Manager.

OCTOBER 20, 1980 Sixteen days after an announcement that Joe Torre would not return as manager, George Bamberger is introduced as the new skipper.

MAY 6, 1983 Rookie Darryl Strawberry makes his major league debut, batting third and playing rightfield at home against Cincinnati. He is named the Rookie of the Year in the off-season, becoming the third Mets player to win the award.

JUNE 3, 1983 Manager George Bamberger resigns and is replaced by Frank Howard.

JUNE 15, 1983 The Mets acquire Keith Hernandez from St. Louis for Neil Allen and Rick Ownbey.

OCTOBER 13, 1983 Davey Johnson takes over as the club's manager.

APRIL 7, 1984 Nineteen-year-old Dwight Gooden goes 5.0 innings and strikes out five Astros to win his major league debut in Houston, 3-2. Gooden finishes the season with a major league rookie record 276 strikeouts. The righthander also becomes the second straight Mets player to win the NL Rookie of the Year award when he is given the honor in the off-season.

DECEMBER 12, 1984 The Mets acquire Gary Carter in exchange for infielder Hubie Brooks, catcher Mike Fitzgerald, outfielder Herm Winningham and pitcher Floyd Youmans.

OCTOBER 2, 1985 Dwight Gooden beats St. Louis, 5-2, on the road for his 24th win of the season. The 10-strikeout complete game caps a spectacular season for "Dr. K" in which the 20-year-old finishes with a league best in ERA (1.53), wins, innings (276.2), strikeouts (268) and complete games (16). In the off-season, he becomes the youngest player to win the NL Cy Young award.

SEPTEMBER 17, 1986 A 4-2 win over Chicago (NL) at Shea clinches the NL East for the Mets. It is the earliest calendar clinching date in NL East history.

OCTOBER 5, 1986 In the season finale, the Mets beat Pittsburgh, 9-0, at Shea for their 108th victory of the year. The team sets franchise records for wins, home wins (55), road wins (53), home runs (148), batting average (.263) and attendance (2,762,417).

OCTOBER 11, 1986 Lenny Dykstra's two-run walkoff home run in the ninth inning lifts the Mets to a 6-5 win in Game Three of the NLCS vs. Houston.

OCTOBER 15, 1986 The Mets clinch the third NL pennant in club history when they score three times in the 16th inning of Game Six and beat Houston, 7-6.

OCTOBER 25, 1986 Bill Buckner's error allows Ray Knight to score Game Six's game-winning run in the bottom of the 10th inning and tie the World Series at three games apiece.



Perhaps the most famous play in Mets history; Mookie Wilson's roller up the first base line plates Ray Knight with the game-winning run in the bottom of the 10th inning in Game Six of the 1986 World Series. The win evened the series and forced Game Seven.

OCTOBER 27, 1986 Jesse Orosco strikes out Marty Barrett swinging to save an 8-5 win in Game Seven over Boston and give the Mets their second World Series title.

JULY 7, 1987 The Mets sweep a doubleheader in Atlanta to make Davey Johnson the winningest manager in club history, surpassing Gil Hodges' 339 victories.

SEPTEMBER 22, 1988 Ron Darling throws a six-hitter and the Mets beat the Phillies, 3-1, to clinch the NL East for the fourth time in franchise history.

OCTOBER 9, 1988 Mike Scioscia hits a two-run home run in the top of the ninth inning to send Game Four of the NLCS into extra innings, where the Dodgers win and deny the Mets a three-to-one series lead. The Dodgers go on to win the pennant in seven games.

MAY 26, 1990 The Mets beat San Diego, 11-0 in what turns out to be Davey Johnson's last win as a Mets manager. His 595 victories are a club record.

MAY 29, 1990 Bud Harrelson replaces Davey Johnson to become the 12th manager in club history.

SEPTEMBER 27, 1991 Al Harazin takes over for Frank Cashen as the team's General Manager.

SEPTEMBER 30, 1991 Mike Cubbage is named the interim manager after Bud Harrelson is dismissed.

OCTOBER 6, 1991 Howard Johnson drives in his 117th run of the season in a 7-0 win at Philadelphia to finish with the league lead and set a franchise record.

OCTOBER 11, 1991 Jeff Torborg signs a four-year contract to manage the team.

DECEMBER 2, 1991 Bobby Bonilla and the Mets agree to terms on a five-year contract.

MAY 19, 1993 Dallas Green becomes the 15th manager in club history after Jeff Torborg resigns.

JUNE 22, 1993 Al Harazin resigns his position of General Manager and Joe McIlvaine becomes Executive VP of Baseball Operations on July 8th.

AUGUST 26, 1996 Bobby Valentine succeeds Dallas Green as manager.

SEPTEMBER 14, 1996 Todd Hundley hits his 41st home run of the season in a 6-5 win at home against Atlanta to set a major league record for home runs in a season by a catcher.

JUNE 16, 1997 Dave Mlicki throws his first career complete game to help the Mets to a 6-0 win over the Yankees at Yankee Stadium in the first ever regular-season game between the clubs.

JULY 16, 1997 Steve Phillips is named the club's new General Manager.

MAY 22, 1998 The Mets acquire Mike Piazza from Florida in exchange for Preston Wilson, Ed Yarnell and Geoff Goetz.

OCTOBER 4, 1999 In a one-game playoff at Cincinnati with the National League Wild Card on the line, Al Leiter throws a two-hitter and the Mets beat the Reds, 5-0. The win sends the Mets to their fifth postseason appearance in team history.

OCTOBER 9, 1999 Todd Pratt hits a 10th-inning solo home run just over the leaping try of centerfielder Steve Finley and the Mets beat Arizona, 4-3, in Game Four to close out the NLDS.

OCTOBER 17, 1999 Robin Ventura hits a game-ending, bases-loaded home run in the 15th inning that is officially scored a single to help the Mets to a 4-3 win over Atlanta and a three-to-two series deficit in the NLCS.

OCTOBER 19, 1999 New York climbs back from a 5-0 first inning deficit in Game Six of the NLCS to take leads of 8-7 and 9-8, but loses 10-9 in 11 innings to fall four games-to-two to the Braves.

DECEMBER 23, 1999 The Mets acquire lefthanded pitcher Mike Hampton and Derek Bell from Houston for a package of three players.

MARCH 30, 2000 The Mets finish a historic two-game, season-opening set in Japan against Chicago with a 5-1 victory after Benny Agbayani hits a pinch-hit grand slam in the 11th inning.

JUNE 30, 2000 The Mets score a then franchise-record 10 runs in the eighth inning, highlighted by Mike Piazza's three-run home run as they top the Braves, 11-8.

JULY 8, 2000 The Yankees sweep the Mets in a spilt-stadium doubleheader. It is the first time that two teams play two games in two different ballparks in one day in 97 years.

OCTOBER 8, 2000 Bobby J. Jones throws a one-hitter to help the Mets beat the Giants, 4-0, and clinch the National League Divisional Series three games-to-one.

OCTOBER 16, 2000 Mike Hampton earns his second win of the National League Championship Series, beating the Cardinals, 7-0 to clinch the NLCS MVP and send the Mets to their fourth World Series.

OCTOBER 26, 2000 The Yankees beat the Mets, 4-2, in Game Five of the World Series to clinch the title, four-games-to-one.

SEPTEMBER 21, 2001 In New York City's first sporting event after the tragic events of September 11th, Mike Piazza hits a two-run home run in the eighth inning to lift the Mets past the Braves, 3-2.

AUGUST 24, 2002 Fred Wilpon becomes the sole owner of the Mets, completing his purchase of Nelson Doubleday's half of the team.

OCTOBER 28, 2002 Art Howe is named the 17th manager in team history.

JUNE 10, 2003 José Reyes makes his major league debut, going 2-4 with a double in a 9-7 loss at Texas.

SEPTEMBER 25, 2003 Hall of Fame radio announcer Bob Murphy calls his last game after 42 years, a 3-1 Mets loss at home to Pittsburgh.

MAY 5, 2004 Mike Piazza becomes the all-time home run leader as catcher with his 352nd at home against San Francisco.

JULY 21, 2004 David Wright makes his major league debut, hitting seventh and starting at third base in a 5-4 win over Montreal.

SEPTEMBER 30, 2004 Omar Minaya is named Executive Vice President and General Manager.

NOVEMBER 4, 2004 Willie Randolph is hired as the 18th manager in team history.

DECEMBER 16, 2004 The Mets and Pedro Martinez agree to terms on a four-year contract.

JULY 11, 2006 The Mets send a team-record six players to the All-Star Game in Pittsburgh. David Wright hits a home run to get the National League on the board in the second, but the AL pulls out a 3-2 win.

SEPTEMBER 18, 2006 José Valentin hits two home runs and the Mets blank the Marlins, 4-0, to clinch their first NL East title since 1988.

SEPTEMBER 28, 2006 Carlos Beltrán hits his 41st home run of the season to tie the franchise record, originally set by Todd Hundley in 1996.

OCTOBER 7, 2006 Using a three-run first inning to set the tone, the Mets complete a three-game, NLDS sweep of Los Angeles with a 9-5 victory in Game Three.

OCTOBER 19, 2006 Despite a spectacular leaping grab by Endy Chavez in leftfield to rob Scott Rolen of a sixth-inning home run, the Mets fall to the Cardinals, 3-1, in Game Seven of the NLCS.

SEPTEMBER 30, 2007 The Marlins score seven first-inning runs to beat the Mets, 8-1, in the season finale and deny the Mets a second straight postseason berth.

FEBRUARY 2, 2008 The Mets acquire Johan Santana from the Twins in exchange for a package of four players.

JUNE 17, 2008 Willie Randolph is replaced by Jerry Manuel, who becomes the 19th manager in franchise history.

SEPTEMBER 28, 2008 The Marlins beat the Mets, 4-2, in Shea Stadium's final game and again deny the Mets a postseason berth.

APRIL 13, 2009 Citi Field opens its doors for the Mets' first game in their new home, but the Padres spoil the historic night with a 6-5 win.

APRIL 17, 2009 Gary Sheffield becomes the first player to hit his 500th home run in a Mets uniform when he goes deep off Milwaukee's Mitch Stetter in a 5-4 win at Citi Field.

AUGUST 23, 2009 Eric Bruntlett turns an unassisted triple play on Jeff Francoeur's line drive to end the Phillies' 9-7 win over the Mets at Citi Field. It was the second unassisted triple play to end a game in MLB history.

APRIL 17, 2010 The Mets beat the Cardinals, 2-1, in 20 innings at Busch Stadium in St. Louis. It marks the team's fourth longest contest by innings and the first time the team won a game lasting 20 innings or longer.

MAY 7, 2010 Rod Barajas hits the first walk-off home run in Citi Field history in the bottom of the ninth inning, lifting the Mets to a 6-5 win over the Giants.

JUNE 10, 2010 Jonathon Niese tosses a one-hitter, retiring the final 21 straight batters, to beat the Padres, 3-0. Niese joins Tom Seaver as the only Mets pitcher to finish a game one batter from perfection. Chris Denorfia doubled in the third inning for the lone San Diego hit.

OCTOBER 4, 2010 The Mets relieve Omar Minaya of his duties as Executive Vice President of Baseball Operations and General Manager. The club also announces that they decline to pick up manager Jerry Manuel's 2011 option.

OCTOBER 29, 2010 The Mets hire Sandy Alderson as the 12th General Manager in team history.

NOVEMBER 23, 2010 The club introduces Terry Collins as the 20th manager in franchise history.


JUNE 28, 2011 The Mets hit two grand slams (Jason Bay, Carlos Beltrán) in the same game for the second time in team history in a 14-3 win.

AUGUST 15, 2011 Jason Istringhausen notches his 300th save in a 5-4, 10-inning win at San Diego.

SEPTEMBER 28, 2011 José Reyes goes 1-1 with a bunt single to finish with a .337 batting average. Reyes becomes the first Met to ever win the batting title.

APRIL 26, 2012 David Wright hits a two-run home run off Mark Buehrle at Citi Field to record his 734th and 735th career RBI, passing Darryl Strawberry on the club's all-time list.

JUNE 1, 2012 Johan Santana throws the first no-hitter in team history beating St. Louis, 8-0, at Citi Field. Santana strikes out David Freese for the final out.



Johan Santana celebrates after the first no-hitter in Mets history

SEPTEMBER 26, 2012 David Wright singles off Pittsburgh's Jeff Locke for his 1,419th career hit, breaking Ed Kranepool's team record of 1,418 hits.

SEPTEMBER 27, 2012 R.A. Dickey beats the Pirates, 6-5, for his 20th win of the season. Dickey works 7.2 innings and allows three earned runs to become the sixth Mets pitcher to reach the 20-win plateau.

MARCH 21, 2013 David Wright is named the fourth team captain in franchise history.

MAY 28, 2013 Lucas Duda delivers a Subway Series walk-off RBI single off Mariano Rivera (his final appearance vs. the Mets) in a 2-1 win.

JULY 16, 2013 The Mets host the All-Star Game at Citi Field. David Wright and Matt Harvey both start. The National League loses, 3-0.

SEPTEMBER 29, 2013 Mike Piazza is inducted into the Mets Hall of Fame, becoming the 27th member.

MAY 14-15, 2014: Rafael Montero and Jacob deGrom make their major league debuts in consecutive games vs. the Yankees. It was the first time in team history the Mets had starters make their debuts in consecutive games.

JULY 8, 2014 The Mets beat the Braves, 5-3, for the club's 4,000th win in franchise history.

SEPTEMBER 15, 2014 Jacob deGrom ties a modern-era major league record with eight strikeouts to begin the game vs. Miami at Citi Field. He tied Houston's Jim Deshaies.

NOVEMBER 10, 2014 Jacob deGrom is named the National League Rookie of the Year. He becomes the fifth player in Mets history to capture Rookie of the Year honors.

APRIL 23, 2015 The Mets beat the Braves 6-3 at Citi Field to complete a 10-0 homestand. The club tied the franchise-record with its 11th straight victory.

JULY 31, 2015 The Mets acquire Yoenis Céspedes from the Detroit Tigers. Later that night, Wilmer Flores hits a walk-off home run in the 12th inning to beat Washington, 2-1, two days after a rumored trade to Milwaukee fell through.

AUGUST 2, 2015 Curtis Granderson, Daniel Murphy and Lucas Duda all homer in the third inning as the Mets complete the sweep vs. the Nationals with a 5-2 win. The Mets move into a first place tie in the NL East.

AUGUST 24, 2015 David Wright returned after missing 115 games and homers in his first at-bat in Philadelphia. The Mets hit a team record eight home runs in a 16-7 win.

SEPTEMBER 8, 2015 The Mets rally from a 7-1 deficit to beat Washington, 8-7. Kirk Nieuwenhuis hits a solo homer in the eighth off Jonathan Papelbon. The Mets lead the Nationals by six games in the NL East.

SEPTEMBER 26, 2015 The Mets pound the Reds 10-2 at Cincinnati to clinch the NL East.

OCTOBER 9, 2015 Jacob deGrom ties a postseason franchise-record with 13 strikeouts at Los Angeles. He outduels Clayton Kershaw as the Mets won Game 1 of the NLDS, 3-1.

OCTOBER 15, 2015 The Mets edge the Dodgers, 3-2 in Los Angeles in the deciding Game 5 of the NLDS. Jacob deGrom won his second game of the series. Daniel Murphy's sixth inning solo home run snaps a 2-2 tie. Jeury's Familia pitched the final 2.0 innings for the save.

OCTOBER 21, 2015 The Mets complete a four-game sweep of the Chicago Cubs with a 8-3 win in the NLCS to advance to their fifth World Series. Daniel Murphy sets a postseason record with a home run in six straight games. Lucas Duda hit a three-run home run in the first inning.

OCTOBER 30, 2015 Citi Field hosts its first World Series game. The Mets beat Kansas City, 9-3. David Wright hits a home run in his first at-bat and had four RBI. The Mets trail the Series, two games to one.

NOVEMBER 1, 2015 The Royals score two runs in the ninth inning to force extra innings and plate five runs in the 12th to win the World Series.

SEPTEMBER 17, 2016 Curtis Granderson becomes the first player in team history to hit two extra inning homers — ties the game in the 11th and hits a walkoff homer in the 12th to beat the Twins, 3-2.

SEPTEMBER 22, 2016 José Reyes hits a two-run homer in the ninth to tie the game and then trailing by two, Asdrubal Cabrera hits a three-run walk-off home run in the 11th to top the Phillies, 9-8.

OCTOBER 1, 2016 The Mets clinch the first Wild Card with a 5-3 win at Philadelphia. Bartolo Colón wins his 15th game and Jeury's Familia finishes with a franchise record 51 saves.

OCTOBER 5, 2016 The Mets fall 3-0 to the Giants in the one-game Wild Card Game...Noah Syndergaard tosses 7.0 shutout innings and strikes out 10...Conor Gillaspie hits a three-run homer off Jeury's Familia in the ninth inning.

APRIL 11, 2017 Yoenis Céspedes hits three homers in Philadelphia. He becomes the first player in team history to hit three homers two times (also: August 21, 2015 at Colorado).

MAY 20, 2017 Terry Collins manages his 1,013th game with the Mets, passing Davey Johnson for the most in team history. Collins finished with 1,134 games managed as New York's skipper.

OCTOBER 23, 2017 The Mets name Mickey Callaway the 21st manager in team history.

JANUARY 1, 2018 The New York Rangers defeated the Buffalo Sabres, 3-2, in front of a sellout crowd at the 2018 Bridgestone Winter Classic held at Citi Field. The Rangers won in overtime on a power play goal by J.T. Miller.

JULY 9, 2018 Wilmer Flores set the team record with his 10th career walk-off RBI (passing David Wright) with a walk-off homer to beat the Phillies 4-3 in the first-game of a doubleheader. It was Flores fourth career walk-off homer tying him for the franchise record.

AUGUST 16, 2018 The Mets scored a franchise-record 24 runs. The Mets score 10 runs in the fifth inning. The Mets also had a team-record 25 hits for a nine-inning game.

SEPTEMBER 29, 2018 David Wright starts at third base in an emotional game after missing nearly two years.

OCTOBER 29, 2018 Named Brodie Van Wagenen the 13th General Manager in team history.

NOVEMBER 14, 2018 Jacob deGrom becomes the fourth pitcher in team history win the Cy Young Award.

APRIL 3, 2019 Jacob deGrom hurled his 26th consecutive quality start at Miami to tie Bob Gibson's MLB record.

JULY 9, 2019 Pete Alonso defeated Vladimir Guerrero, Jr. in the finals of the All-Star Home Run Derby. Alonso hit 23 homers in the final round to become the second rookie ever to win the event.

AUGUST 27, 2019 Pete Alonso hit his 42nd home run breaking the Mets single-season home run mark. The record-breaking blow came off the Cubs' Yu Darvish at Citi Field.

SEPTEMBER 28, 2019 Pete Alonso set the all-time rookie home run record with his 53rd blast off Atlanta's Mike Foltynewicz at Citi Field.

NOVEMBER 11, 2019 Pete Alonso is named the NL Rookie of the Year. He is the sixth Rookie of the Year in team history.

NOVEMBER 13, 2019 Jacob deGrom is named the NL Cy Young Award winner. He is the first Met and only the 11th pitcher to win back-to-back Awards.

JANUARY 23, 2020 Mets name Luis Rojas the 23rd manager in team history.

AUGUST 27, 2020 Mets and Marlins leave the field after 42 seconds to protest social injustice and refuse to play.

AUGUST 28, 2020 Amed Rosario hits a walk-off homer, a two-run shot, at Yankee Stadium...The last walk-off home run by a visiting player was Ed McKean for St. Louis at the Cleveland Spiders on May 12, 1899.

OCTOBER 30, 2020 MLB owners approve the Mets sale to new owner Steve Cohen.

NOVEMBER 6, 2020 Mets name Sandy Alderson team president.

JANUARY 7, 2021 Mets acquire Francisco Lindor and Carlos Carrasco from Cleveland in exchange for four players.

MOST GAMES PLAYED BY POSITION

OUTFIELD

Cleon Jones.....	1103
Darryl Strawberry.....	1085
Mookie Wilson.....	1037
Carlos Beltrán.....	814
Kevin McReynolds.....	774
Lee Mazzilli.....	684
Juan Lagares.....	668
Tommie Agee.....	639
Ron Swoboda.....	639
George Foster.....	617

THIRD BASE

David Wright.....	1572
Howard Johnson.....	835
Wayne Garrett.....	709
Hubie Brooks.....	516
Edgardo Alfonzo.....	515

SHORTSTOP

Bud Harrelson.....	1281
José Reyes.....	1104
Rey Ordoñez.....	907
Kevin Elster.....	524
Rafael Santana.....	478

SECOND BASE

Wally Backman.....	680
Felix Millán.....	674
Doug Flynn.....	533
Edgardo Alfonzo.....	524
Daniel Murphy.....	507

FIRST BASE

Ed Kranepool.....	1304
Keith Hernandez.....	854
Lucas Duda.....	472
John Olerud.....	463
Carlos Delgado.....	458

CATCHER

Jerry Grote.....	1176
Mike Piazza.....	827
Todd Hundley.....	745
John Stearns.....	698
Gary Carter.....	566

PITCHER

John Franco.....	695
Pedro Feliciano.....	484
JEURYS FAMILIA.....	404
Tom Seaver.....	401
Jerry Koosman.....	376



2020

OVERALL..... 0-0
 AT ARIZONA..... 0-0
 AT NEW YORK..... 0-0

OVERALL

OVERALL..... 79-74
 AT ARIZONA..... 39-37
 AT NEW YORK..... 40-37

POSTSEASON

OVERALL..... 3-1



STADIUM:

Chase Field (48,635)

YEAR OPENED:

1998

ADDRESS:

401 East Jefferson St.
 Phoenix, AZ 85004

PHONE:

(602) 462-6500

ALL-TIME SERIES RESULTS VS. ARIZONA

Year	Home	Road	Total	Year	Home	Road	Total	Year	Home	Road	Total
1998	3-3	2-1	5-4	2006	2-1	4-0	6-1	2014	1-2	3-0	4-2
1999	0-3	2-4	2-7	2007	1-2	3-1	4-3	2015	3-0	2-2	5-2
2000	5-1	2-1	7-2	2008	1-2	2-1	3-3	2016	0-3	1-2	1-5
2001	2-1	1-2	3-3	2009	1-3	1-2	2-5	2017	1-3	0-3	1-6
2002	0-4	2-1	2-5	2010	1-2	0-3	1-5	2018	3-0	2-2	5-2
2003	1-2	1-2	2-4	2011	3-0	0-3	3-3	2019	4-0	1-2	5-2
2004	2-1	2-2	4-3	2012	2-1	2-2	4-3				
2005	2-1	4-0	6-1	2013	2-2	2-1	4-3				

SERIES RECORDS

Longest Winning Streak, Mets..... 8, 5/31/06-5/5/07
 Longest Winning Streak, Diamondbacks..... 6, 8/17/16-8/22/17
 Largest Margin of Victory, Mets..... 14, 8/24/05 (Mets-18, D-Backs-4 at Arizona)
 Largest Margin of Victory, Diamondbacks..... 13, 8/1/10 (D-Backs-14, Mets-1 at New York)
 Most Runs Scored, Mets..... 18, 8/24/05 (Mets-18, D-Backs-4 at Arizona)
 Most Runs Scored, Diamondbacks..... 14, two times, last, 8/1/10 (D-Backs-14, Mets-1 at New York)
 Most Runs Scored, Both Teams..... 22, 8/24/05 (Mets-18, D-Backs-4 at Arizona)
 Longest Game, Innings..... 15 innings, 7/4/13 (D-Backs-5, Mets-4 at New York)
 Shutouts By..... Mets: 5, Diamondbacks: 5

SERIES SWEEPS

Last Three-Game Sweep, Mets..... At Arizona: 4/14/14-4/16/14. At New York: 5/18/18-5/20/18
 Last Three-Game Sweep, Diamondbacks..... At Arizona: 5/15/17-5/17/17. At New York: 8/9/16-8/11/16
 Last Four-Game Sweep, Mets..... At Arizona: 6/8/06-6/11/06. At New York: 9/9/19-9/12/19
 Last Four-Game Sweep, Diamondbacks..... At New York: 8/3/02-8/5/02

LAST TIME THE METS ALLOWED

RUNS

26 June 11, 1985 at Philadelphia
 25 July 31, 2018 at Washington
 23 April 30, 2017 at Washington
 19 July 26, 2004 at Montreal
 18 September 11, 2020 at Toronto (Buffalo)
 17 May 26, 2018 at Milwaukee
 16 September 20, 2012 vs. Philadelphia
 15 August 26, 2018 vs. Washington
 14 September 6, 2020 vs. Philadelphia

HITS

27 June 11, 1985 at Philadelphia
 24+ July 31, 2018 at Washington (26)
 23 April 30, 2017 at Washington
 22 June 16, 1966 at Atlanta
 21 September 20, 2012 vs. Philadelphia
 20 July 4, 2007 at Colorado
 19 September 11, 2020 at Toronto (Buffalo)
 18 August 25, 2013 vs. Detroit
 17 September 6, 2020 vs. Philadelphia



2020


OVERALL3-7
 AT ATLANTA1-3
 AT NEW YORK2-4

OVERALL

OVERALL.....393-475-1
 AT ATLANTA.....172-224
 AT NEW YORK.....216-220-1
 AT MILWAUKEE.....5-31

POSTSEASON

OVERALL5-4



STADIUM:

Truist Park (41,500)

YEAR OPENED:

2017

ADDRESS:

755 Battery Ave.
 Atlanta, GA 30339

PHONE:

(404) 522-7630

ALL-TIME SERIES RESULTS VS. ATLANTA

Year	Home	Road	Total	Year	Home	Road	Total	Year	Home	Road	Total
1962	3-6	3-6	6-12	1983	3-3	1-5	4-8	2004	5-5	2-7	7-12
1963	5-4	1-8	6-12	1984	3-3	5-1	8-4	2005	5-5	1-8	6-13
1964	3-6	1-8	4-14	1985	5-1	5-1	10-2	2006	5-4	6-3	11-7
1965	5-4	0-9	5-13	1986	5-1	3-3	8-4	2007	4-5	5-4	9-9
1966	2-7	2-7	4-14	1987	3-3	2-4	5-7	2008	6-3	1-8	7-11
1967	7-2	3-6	10-8	1988	3-3	5-1	8-4	2009	2-7	3-6	5-13
1968	2-7-1	4-5	6-12-1	1989	6-0	4-2	10-2	2010	4-5	3-6	7-11
1969	4-2	4-2	8-4	1990	5-1	3-3	8-4	2011	4-5	5-4	9-9
1970	4-2	2-4	6-6	1991	1-5	2-4	3-9	2012	4-5	2-7	6-12
1971	3-3	2-4	5-7	1992	1-5	4-2	5-7	2013	4-5	5-5	9-10
1972	3-3	2-4	5-7	1993	1-5	2-4	3-9	2014	5-5	5-4	10-9
1973	2-4	4-2	6-6	1994	3-3	1-2	4-5	2015	6-3	5-5	11-8
1974	3-3	1-5	4-8	1995	5-1	3-4	8-5	2016	2-7	7-3	9-10
1975	3-3	5-1	8-4	1996	4-3	2-4	6-7	2017	5-4	7-3	12-7
1976	5-1	3-3	8-4	1997	4-2	3-3	7-5	2018	3-7	3-6	6-13
1977	3-3	2-4	5-7	1998	3-3	0-6	3-9	2019	4-5	4-6	8-11
1978	4-2	2-4	6-6	1999	2-4	1-5	3-9	2020	2-4	1-3	3-7
1979	3-3	5-1	8-4	2000	4-3	2-4	6-7				
1980	5-1	4-2	9-3	2001	4-5	5-5	9-10				
1981	2-1	1-2	3-3	2002	4-6	3-6	7-12				
1982	1-5	2-4	3-9	2003	5-4	3-7	8-11				

Milwaukee Braves: 1962-1965

Atlanta Braves: 1966-present

SERIES RECORDS

Longest Winning Streak, Mets.....7, 6/3/79-8/16/79
 Longest Winning Streak, Braves.....12, 6/20/62-4/15/63
 Largest Margin of Victory, Mets.....14, 8/7/71 (Mets-20, Braves-6 at Atlanta)
 Largest Margin of Victory, Braves.....16, two times, last, 7/2/99 (Braves-16, Mets-0 at New York)
 Most Runs Scored, Mets.....20, 8/7/71 (Mets-20, Braves-6 at Atlanta)
 Most Runs Scored, Braves.....18, 4/7/04 (Braves-18, Mets-10 at Atlanta)
 Most Runs Scored, Both Teams.....29, (19 innings), 7/4/85 (Mets-16, Braves-13 at Atlanta)
 Longest Game, Innings.....19 innings, 7/4/85 (Mets-16, Braves-13 at Atlanta)
 Shutouts By.....Mets: 57, Braves: 57

SERIES SWEEPS

Last Two-Game Sweep, Mets.....At New York: 4/24/90-4/25/90. At Atlanta: 5/4/09-5/5/09
 Last Two-Game Sweep, Braves.....At New York: 9/8/11 (DH). At Atlanta: 6/12/18-6/13/18
 Last Three-Game Sweep, Mets.....At New York: 9/27/19-9/29/19. At Atlanta: 4/22/16-4/24/16
 Last Three-Game Sweep, Braves.....At New York: 8/23/19-8/25/19. At Atlanta: 9/19/15-9/21/15
 Last Four-Game Sweep, Mets.....At New York: 7/20/89-7/23/89. At Atlanta: 9/10/15-9/13/15
 Last Four-Game Sweep, Braves.....At New York: None. At Atlanta: 5/20/08-5/22/08



2020

OVERALL 0-0
 AT CHICAGO 0-0
 AT NEW YORK 0-0

OVERALL

OVERALL 362-383-2
 AT CHICAGO 172-205-1
 AT NEW YORK 189-177-1
 AT TOKYO 1-1

POSTSEASON

OVERALL 4-0



STADIUM:

Wrigley Field (41,019)

YEAR OPENED:

1914

ADDRESS:

1060 West Addison St.
 Chicago, IL 60613

PHONE:

(773) 404-2827

ALL-TIME SERIES RESULTS VS. CHICAGO

Year	Home	Road	Total	Year	Home	Road	Total	Year	Home	Road	Total
1962	4-5	5-4	9-9	1983	4-5	5-4	9-9	2003	1-2	0-3	1-5
1963	4-5	3-6	7-11	1984	5-4	1-8	6-12	2004	2-1	0-3	2-4
1964	5-4	2-7	7-11	1985	9-0	5-4	14-4	2005	3-0	1-2	4-2
1965	3-6	4-5-1	7-11-1	1986	6-3	6-3	12-6	2006	1-2	2-1	3-3
1966	5-4	5-4	10-8	1987	6-3	3-6	9-9	2007	3-1	2-1	5-2
1967	2-4	3-9	5-13	1988	6-3	3-6	9-9	2008	2-2	0-2	2-4
1968	4-5	6-3	10-8	1989	6-3	2-7	8-10	2009	2-1	1-2	3-3
1969	5-4	5-4	10-8	1990	3-6	6-3	9-9	2010	3-1	1-2	4-3
1970	4-6	7-1	11-7	1991	1-7	5-4	6-11	2011	1-2	1-2	2-4
1971	4-5	3-6	7-11	1992	6-3	3-6	9-9	2012	1-2	1-2	2-4
1972	6-3	2-7	8-10	1993	2-4	3-4	5-8	2013	1-2	2-1	3-3
1973	3-6	4-4	7-10	1994	1-1	3-0	4-1	2014	2-2	0-3	2-5
1974	2-7	8-1	10-8	1995	1-3	2-1	3-4	2015	0-3	0-4	0-7
1975	6-3	5-4	11-7	1996	3-3	2-4	5-7	2016	4-0	1-2	5-2
1976	6-3	7-2	13-5	1997	3-3	2-3	5-6	2017	2-1	0-3	2-4
1977	5-4	4-5	9-9	1998	2-1	3-3	5-4	2018	0-4	1-2	1-6
1978	3-5	4-6	7-11	1999	3-0	3-3	6-3	2019	0-3	2-2	2-5
1979	4-5	6-3	10-8	2000	4-0	1-2	5-2				
1980	5-4	3-6	8-10	2001	1-2	1-2	2-4				
1981	3-1-1	5-4	8-5-1	2002	3-0	2-1	5-1				
1982	4-5	5-4	9-9	2003	1-2	0-3	1-5				

SERIES RECORDS

Longest Winning Streak, Mets 8, two times, last, 8/3/85-9/19/85
 Longest Winning Streak, Cubs 9, two times, last., 9/12/17 - 8/28/18
 Largest Margin of Victory, Mets 18, 5/26/64 (Mets-19, Cubs-1 at Chicago)
 Largest Margin of Victory, Cubs 13, two times, last, 3/31/03 (Cubs-15, Mets-2 at New York)
 Most Runs Scored, Mets 23, 8/16/87 (Mets-23, Cubs-10 at Chicago)
 Most Runs Scored, Cubs 18, two times, last, 9/16/72 (Cubs-18, Mets-5 at Chicago)
 Most Runs Scored, Both Teams 33, 8/16/87 (Mets-23, Cubs-10 at Chicago)
 Longest Game, Innings 14 innings, five times, last, 6/2/18 (Cubs-7, Mets-1 at New York)
 Shutouts By Mets: 45, Cubs: 45

SERIES SWEEPS

Last Two-Game Sweep, Mets At New York: 9/14/88-9/15/88. At Chicago: 7/17/95-7/18/95
 Last Two-Game Sweep, Cubs At New York: 9/29/82-9/30/82. At Chicago: 4/21/08-4/22/08
 Last Three-Game Sweep, Mets At New York: 8/5/05-8/7/05. At Chicago: 4/4/94-4/6/94
 Last Three-Game Sweep, Cubs At New York: 8/27/19-8/29/19. At Chicago: 9/12/17-9/14/17
 Last Four-Game Sweep, Mets At New York: 6/30/16-7/3/16. At Chicago: None
 Last Four-Game Sweep, Cubs At New York: 5/31/18-6/3/18. At Chicago: 5/11/15-5/14/15
 Last Five-Game Sweep, Mets At New York: None. At Chicago: 6/22/70-6/25/70
 Last Five-Game Sweep, Cubs At New York: None. At Chicago: None



2020

OVERALL..... 0-0
 AT CINCINNATI..... 0-0
 AT NEW YORK..... 0-0

OVERALL

OVERALL..... 291-323
 AT CINCINNATI..... 131-171
 AT NEW YORK..... 160-152

POSTSEASON

OVERALL..... 3-2



STADIUM:

Great American Ball Park
 (42,271)

YEAR OPENED:

2003

ADDRESS:

100 Joe Nuxhall Way
 Cincinnati, OH 45202

PHONE:

(513) 765-7000

ALL-TIME SERIES RESULTS VS. CINCINNATI

Year	Home	Road	Total	Year	Home	Road	Total	Year	Home	Road	Total
1962	5-4	0-9	5-13	1984	5-1	4-2	9-3	2006	2-2	2-1	4-3
1963	4-5	4-5	8-10	1985	3-3	5-1	8-4	2007	3-1	2-1	5-2
1964	3-6	4-5	7-11	1986	2-4	6-0	8-4	2008	2-1	2-2	4-3
1965	6-3	1-8	7-11	1987	3-3	2-4	5-7	2009	2-1	2-1	4-2
1966	4-5	3-5	7-10	1988	4-2	3-2	7-4	2010	1-2	1-2	2-4
1967	4-5	2-7	6-12	1989	4-2	4-2	8-4	2011	1-2	4-0	5-2
1968	5-4	3-6	8-10	1990	4-2	2-4	6-6	2012	1-4	1-2	2-6
1969	3-3	3-3	6-6	1991	3-3	4-2	7-5	2013	0-3	2-1	2-4
1970	3-3	1-5	4-8	1992	4-2	1-5	5-7	2014	2-1	2-1	4-2
1971	3-3	1-5	4-8	1993	2-4	4-2	6-6	2015	3-0	4-0	7-0
1972	1-5	3-3	4-8	1994	3-0	1-2	4-2	2016	3-0	3-0	6-0
1973	2-4	2-4	4-8	1995	4-2	1-5	5-7	2017	3-1	1-2	4-3
1974	2-4	1-5	3-9	1996	4-2	2-4	6-6	2018	2-1	1-2	3-3
1975	3-3	1-5	4-8	1997	6-0	3-2	9-2	2019	2-2	2-1	4-3
1976	4-2	2-4	6-6	1998	4-2	2-1	6-3				
1977	1-5	1-5	2-10	1999	0-3	5-2	5-5				
1978	3-3	2-4	5-7	2000	3-3	1-2	4-5				
1979	2-4	2-4	4-8	2001	0-3	2-1	2-4				
1980	2-4	2-4	4-8	2002	2-1	2-1	4-2				
1981	1-5	2-2	3-7	2003	1-2	3-0	4-2				
1982	4-2	1-5	5-7	2004	1-2	2-1	3-3				
1983	3-3	2-4	5-7	2005	3-0	0-3	3-3				

SERIES RECORDS

Longest Winning Streak, Mets..... 14, 9/7/14 - 9/7/16
 Longest Winning Streak, Reds..... 9, two times, last, 6/8/77-4/29/78
 Largest Margin of Victory, Mets..... 14, 4/19/98 (Mets-14, Reds-0 at Cincinnati)
 Largest Margin of Victory, Reds..... 12, 5/4/85 (Reds-14, Mets-2 at Cincinnati)
 Most Runs Scored, Mets..... 15, 4/28/97 (Mets-15, Reds-2 at Cincinnati)
 Most Runs Scored, Reds..... 15, 5/13/80 (Reds-15, Mets-4 at Cincinnati)
 Most Runs Scored, Both Teams..... 25, 5/12/63 (Mets-13, Reds-12 at New York)
 Longest Game, Innings..... 16 innings, 8/20/73 (Reds-8, Mets-3 at New York)
 Shutouts By..... Mets: 34, Reds: 48

SERIES SWEEPS

Last Two-Game Sweep, Mets..... At New York: 4/22/97-4/23/97. At Cincinnati: 4/28/97-4/29/97
 Last Two-Game Sweep, Reds..... At New York: 5/25/92-5/27/92. At Cincinnati: 5/6/92-5/7/92
 Last Three-Game Sweep, Mets..... At New York: 4/25/16-4/27/16. At Cincinnati: 9/5/16-9/7/16
 Last Three-Game Sweep, Reds..... At New York: 5/20/13-5/22/13. At Cincinnati: 4/4/05-4/7/05
 Last Four-Game Sweep, Mets..... At New York: 7/18/97-7/21/97. At Cincinnati: 9/24/15-9/27/15
 Last Four-Game Sweep, Reds..... At New York: 8/19/77-8/21/77. At Cincinnati: 7/11/75-7/13/75
 Last Five-Game Sweep, Mets..... At New York: 7/5/84-7/8/84. At Cincinnati: None
 Last Five-Game Sweep, Reds..... At New York: 9/25/64-9/27/64. At Cincinnati: None



2020

OVERALL.....0-0
 AT COLORADO0-0
 AT NEW YORK0-0

OVERALL

OVERALL106-99
 AT COLORADO40-61
 AT NEW YORK66-38



STADIUM:
 Coors Field (50,398)

YEAR OPENED:
 1995

ADDRESS:
 2001 Blake Street
 Denver, CO 80205

PHONE:
 (303) 292-0200

ALL-TIME SERIES RESULTS VS. COLORADO

Year	Home	Road	Total	Year	Home	Road	Total	Year	Home	Road	Total
1993	4-2	2-4	6-6	2002	1-2	2-1	3-3	2011	0-4	2-1	2-5
1994	0-3	1-2	1-5	2003	4-0	1-2	5-2	2012	0-4	2-1	2-5
1995	3-1	1-4	4-5	2004	3-0	2-1	5-1	2013	3-0	1-3	4-3
1996	4-2	1-5	5-7	2005	3-1	1-2	4-3	2014	3-0	1-3	4-3
1997	4-2	1-4	5-6	2006	3-0	2-1	5-1	2015	4-0	3-0	7-0
1998	4-2	2-1	6-3	2007	2-1	0-3	2-4	2016	1-3	0-3	1-6
1999	2-1	3-3	5-4	2008	3-0	3-3	6-3	2017	2-1	1-2	3-3
2000	4-2	2-1	6-3	2009	3-1	1-2	4-3	2018	0-3	1-3	1-6
2001	2-1	1-3	3-4	2010	2-1	1-2	3-3	2019	2-1	2-1	4-2

SERIES RECORDS

Longest Winning Streak, Mets.....11, 5/4/14 - 8/23/15
 Longest Winning Streak, Rockies.....7, 8/20/12-4/18/13
 Largest Margin of Victory, Mets.....12, 7/14/17 (Mets-14, Rockies-2 at New York)
 Largest Margin of Victory, Rockies.....10, three times, last, 7/4/07 (Rockies-17, Mets-7 at Colorado)
 Most Runs Scored, Mets.....14, four times, last, 7/14/17, (Mets-14, Rockies-2 at New York)
 Most Runs Scored, Rockies.....18, 4/27/14 (Rockies-18, Mets-9 at Colorado)
 Most Runs Scored, Both Teams.....27, 4/27/14 (Rockies-18, Mets-9 at Colorado)
 Longest Game, Innings.....14 innings, 4/26/95 (Rockies-11, Mets-9 at Colorado)
 Shutouts By.....Mets: 18, Rockies: 6

SERIES SWEEPS

Last Three-Game Sweep, Mets.....At New York: 9/8/14-9/10/14. At Colorado: 8/21/15-8/23/15
 Last Three-Game Sweep, Rockies.....At New York: 5/4/18-5/6/18. At Colorado: 5/13/16-5/15/16
 Last Four-Game Sweep, Mets.....At New York: 8/10/15-8/13/15. At Colorado: None
 Last Four-Game Sweep, Rockies.....At New York: 8/20/12-8/23/12. At Colorado: None

WINNING & LOSING STREAKS

WINNING STREAKS (8 OR MORE)

Games	Year	Dates
11	1969	May 28-June 10
11	1972	May 12-May 21
11	1986	April 18-April 30
11	1990	June 17-June 29
11	2015	April 12-23
10	1969	September 6-September 13
10	1976	June 23-July 4
10	1991	July 1-July 13
10	2008	July 5-July 17
9	1969	September 21-October 1
9	1985	July 2-July 10
9	1985	August 3-August 13
9	1998	May 21-May 31
9	2000	April 16-April 25
9	2018	April 3-April 13
8	11 times	last, August 3-10, 2019

LOSING STREAKS (11 OR MORE)

Games	Year	Dates
17	1962	May 21-June 6
15	1963	June 28-July 14
15	1982	August 15-August 31
13	1962	August 9-August 21
13	1980	August 31-September 12
12	2002	August 10-August 23
11	1962	July 15-July 26
11	1963	July 18-July 28
11	1965	August 1-August 13
	1991	August 9-August 21, Game #1
2004		August 28-September 8

LOS ANGELES DODGERS (NL WEST)

2020 RECORD: 43-17 (1st Place, NL West) | World Series Champions

2021 MANAGER: Dave Roberts



2020

OVERALL..... 0-0
 AT LOS ANGELES 0-0
 AT NEW YORK 0-0

OVERALL

OVERALL..... 272-346-1
 AT LOS ANGELES 127-187
 AT NEW YORK 145-159-1

POSTSEASON

OVERALL 9-6



STADIUM:

Dodger Stadium (56,000)

YEAR OPENED:

1962

ADDRESS:

1000 Elysian Park Ave.
 Los Angeles, CA 90012

PHONE:

(323) 224-1500

ALL-TIME SERIES RESULTS VS. LOS ANGELES

Year	Home	Road	Total	Year	Home	Road	Total	Year	Home	Road	Total
1962	1-8	1-8	2-16	1985	2-4	3-3	5-7	2008	3-1	1-2	4-3
1963	1-8	1-8	2-16	1986	5-1	4-2	9-3	2009	1-2	0-3	1-5
1964	2-7-1	1-8	3-15-1	1987	3-3	3-3	6-6	2010	3-0	1-3	4-3
1965	3-6	3-6	6-12	1988	4-1	6-0	10-1	2011	2-1	3-1	5-2
1966	4-5	2-7	6-12	1989	3-3	4-2	7-5	2012	0-3	3-1	3-4
1967	4-5	2-7	6-12	1990	4-2	3-3	7-5	2013	1-2	0-3	1-5
1968	5-4	6-3	11-7	1991	3-3	2-4	5-7	2014	1-2	1-2	2-4
1969	6-0	2-4	8-4	1992	5-1	2-4	7-5	2015	2-2	2-1	4-3
1970	3-3	2-4	5-7	1993	2-4	2-4	4-8	2016	1-2	2-2	3-4
1971	4-2	3-3	7-5	1994	4-2	2-4	6-6	2017	0-3	0-4	0-7
1972	3-3	2-4	5-7	1995	3-3	3-3	6-6	2018	0-3	2-1	2-4
1973	3-3	2-4	5-7	1996	2-4	2-4	4-8	2019	1-2	1-3	2-5
1974	4-2	3-3	7-5	1997	2-3	3-3	5-6				
1975	2-4	4-2	6-6	1998	2-2	3-1	5-3				
1976	3-3	2-4	5-7	1999	1-3	3-1	4-4				
1977	3-3	1-5	4-8	2000	2-1	3-3	5-4				
1978	3-3	2-4	5-7	2001	2-1	2-1	4-2				
1979	3-3	0-6	3-9	2002	0-3	2-1	2-4				
1980	4-2	1-5	5-7	2003	1-2	2-1	3-3				
1981	1-2	0-3	1-5	2004	1-2	2-1	3-3				
1982	3-3	3-3	6-6	2005	2-1	1-2	3-3				
1983	3-4	2-3	5-7	2006	2-2	2-1	4-3				
1984	5-1	4-2	9-3	2007	2-1	3-4	5-5				

SERIES RECORDS

Longest Winning Streak, Mets..... 9, 5/18/86-8/30/86
 Longest Winning Streak, Dodgers 12, 5/28/16-6/24/18
 Largest Margin of Victory, Mets 13, 7/25/15 (Mets-15, Dodgers-2 at New York)
 Largest Margin of Victory, Dodgers..... 14, 7/14/62 (Dodgers-17, Mets-3 at New York)
 Most Runs Scored, Mets 15, 7/25/15 (Mets-15, Dodgers-2 at New York)
 Most Runs Scored, Dodgers..... 17, two times, last, 7/14/62 (Dodgers-17, Mets-3 at New York)
 Most Runs Scored, Both Teams..... 25, 5/25/62 (Dodgers-17, Mets-8 at Los Angeles)
 Longest Game, Innings 19 innings, 5/24/73 (Mets-7, Dodgers-3 at Los Angeles)
 Shutouts By..... Mets: 43, Dodgers: 60

SERIES SWEEPS

Last Two-Game Sweep, Mets..... At New York: 5/11/90-5/12/90. At Los Angeles: 5/21/90-5/22/90
 Last Two-Game Sweep, Dodgers At New York: 8/26/85-8/27/85. At Los Angeles: 4/20/94-4/21/94
 Last Three-Game Sweep, Mets At New York: 4/27/10-4/28/10. At Los Angeles: 8/28/89-8/30/89
 Last Three-Game Sweep, Dodgers..... At New York: 6/22/18-6/24/18. At Los Angeles: 8/12/13-8/14/13
 Last Four-Game Sweep, Dodgers At New York: 6/11/65-6/13/65. At Los Angeles: 6/19/17-6/22/17




2020

OVERALL..... 6-4
 AT MIAMI..... 3-0
 AT NEW YORK..... 3-4

OVERALL

OVERALL..... 246-216
 AT MIAMI..... 115-109
 AT NEW YORK..... 130-105
 AT PUERTO RICO..... 1-2



STADIUM:
 Marlins Park (37,422)

YEAR OPENED:
 2012

ADDRESS:
 501 Marlins Way
 Miami, FL 33125

PHONE:
 (305) 480-1300

ALL-TIME SERIES RESULTS VS. MIAMI

Year	Home	Road	Total	Year	Home	Road	Total	Year	Home	Road	Total
1993	4-3	5-1	9-4	2004	2-8	2-7	4-15	2014	6-3	5-5	11-8
1994	2-4	2-2	4-6	2005	5-4	5-4	10-8	2015	6-4	5-4	11-8
1995	4-3	2-4	6-7	2006	6-4	5-4	11-8	2016	6-4	6-3	12-7
1996	4-2	2-5	6-7	2007	3-6	8-1	11-7	2017	4-5	3-7	7-12
1997	4-2	4-2	8-4	2008	5-4	5-4	10-8	2018	6-4	6-3	12-7
1998	3-3	4-2	7-5	2009	3-6	4-5	7-11	2019	8-2	5-4	13-6
1999	5-1	5-2	10-3	2010	5-4	1-8	6-12	2020	3-4	3-0	6-4
2000	4-2	2-4	6-6	2010	5-4	1-8	6-12				
2001	6-3	6-4	12-7	2011	5-4	4-5	9-9				
2002	7-3	4-5	11-8	2012	7-2	5-4	12-6				
2003	3-6	4-6	7-12	2013	5-4	3-7	8-11				

SERIES RECORDS

Longest Winning Streak, Mets..... 7, two times, last, 9/29/18-5/11/19
 Longest Winning Streak, Marlins..... 10, 7/10/04-9/8/04
 Largest Margin of Victory, Mets..... 13, three times, last, 9/12/18- Game 1 (Mets-13, Marlins-0 at New York)
 Largest Margin of Victory, Marlins..... 13, 8/8/12 (Marlins-13, Mets-0 at New York)
 Most Runs Scored, Mets..... 17, 7/8/06 (Game Two) (Mets-17, Marlins-3 at New York)
 Most Runs Scored, Marlins..... 16, 9/11/06 (Marlins-16, Mets-5 at Miami)
 Most Runs Scored, Both Teams..... 21, 9/11/06 (Marlins-16, Mets-5 at Miami)
 Longest Game, Innings..... 20 innings, 6/8/13 (Marlins-2, Mets-1 at New York)
 Shutouts By..... Mets: 33, Marlins: 25

SERIES SWEEPS

Last Two-Game Sweep, Mets..... At New York: 5/10/19-5/11/19. At Miami: 4/18/07-4/19/07
 Last Two-Game Sweep, Marlins..... At New York: 6/8/13-6/9/13. At Miami: 9/21/10-9/22/10
 Last Three-Game Sweep, Mets..... At New York: 7/11/14-7/13/14. At Miami: 8/17/20-8/19/20
 Last Three-Game Sweep, Marlins..... At New York: 9/8/09-9/10/09. At Miami: 5/17/19-5/19/19
 Last Four-Game Sweep, Mets..... At New York: 8/5/19-8/7/19. At Miami: None
 Last Four-Game Sweep, Marlins..... At New York: 8/30/04-9/2/04. At Miami: 5/13/10-5/16/10

METS BEST RECORD AFTER...

10 games..... 9-1 (2018)	90 games..... 62-28 (1986)
20 games..... 16-4 (1986)	100 games..... 68-32 (1986)
30 games..... 23-7 (1972)	110 games..... 75-35 (1986)
40 games..... 29-11 (1972, 1986 & 1988)	120 games..... 79-41 (1986)
50 games..... 35-15 (1986)	130 games..... 87-43 (1986)
60 games..... 44-16 (1986)	140 games..... 93-47 (1986)
70 games..... 49-21 (1986)	150 games..... 98-52 (1986)
80 games..... 55-25 (1986)	FINAL 108-54 (1986)



STADIUM:
American Family Field
(41,900)

YEAR OPENED:
2001

ADDRESS:
One Brewers Way
Milwaukee, WI 53214

PHONE:
(414) 902-4400

2020
OVERALL.....0-0
AT MILWAUKEE.....0-0
AT NEW YORK.....0-0

OVERALL
OVERALL.....78-69
AT MILWAUKEE.....38-34
AT NEW YORK.....40-35

ALL-TIME SERIES RESULTS VS. MILWAUKEE

Year	Home	Road	Total	Year	Home	Road	Total	Year	Home	Road	Total
1998	3-0	5-1	8-1	2006	2-1	1-2	3-3	2014	1-2	2-2	3-4
1999	2-2	3-0	5-2	2007	2-1	2-1	4-2	2015	2-1	1-2	3-3
2000	5-1	2-1	7-2	2008	1-2	3-0	4-2	2016	3-0	2-2	5-2
2001	3-0	0-3	3-3	2009	2-1	1-2	3-3	2017	2-2	0-3	2-5
2002	3-0	2-1	5-1	2010	1-3	1-2	2-5	2018	2-1	1-3	3-4
2003	1-5	2-1	3-6	2011	0-3	2-1	2-4	2019	1-2	0-3	1-5
2004	1-2	3-0	4-2	2012	1-1	1-2	2-3				
2005	1-2	2-1	3-3	2013	1-3	2-1	3-4				

*Milwaukee moved to the National League in 1998.

SERIES RECORDS

Longest Winning Streak, Mets..... 9, 5/4/99-6/16/00
 Longest Winning Streak, Brewers..... 5, two times, last, 5/25/18-4/27/19
 Largest Margin of Victory, Mets..... 13, 5/16/15 (Mets-14, Brewers-1 at New York)
 Largest Margin of Victory, Brewers..... 9, 5/12/07 (Brewers-12, Mets-3 at New York)
 Most Runs Scored, Mets..... 14, 5/16/15 (Mets-14, Brewers-1 at New York)
 Most Runs Scored, Brewers..... 17, 5/26/18 (Brewers-17, Mets-6 at Milwaukee)
 Most Runs Scored, Both Teams..... 23, 5/26/18 (Brewers-17, Mets-6 at Milwaukee)
 Longest Game, Innings..... 18 innings, 5/4/19 (Brewers-4, Mets-3 at Milwaukee)
 Shutouts By..... Mets: 10, Brewers: 4

SERIES SWEEPS

Last Two-Game Sweep, Brewers..... At New York: 6/5/03 (Doubleheader)
 Last Three-Game Sweep, Mets..... At New York: 5/20/16-5/22/16. At Milwaukee: 9/1/08-9/3/08
 Last Three-Game Sweep, Brewers..... At New York: 8/19/11-8/21/11. At Milwaukee: 5/3/19-5/5/19

BIGGEST COMEBACKS

Deficit	Date	Opponent	Score	Deficit	Date	Opponent	Score
8 runs	9/2/72	at Houston	11-8	6 runs	4/1/96	vs. St. Louis	7-6
7 runs	6/30/00	vs. Atlanta	11-8	6 runs	6/14/80	vs. San Francisco	7-6
7 runs	6/2/11	vs. Pittsburgh	9-8	6 runs	6/5/78	vs. Los Angeles	9-8
6 runs	5/5/17	vs. Miami	8-7	6 runs	9/14/78	vs. Montreal	7-6
6 runs	7/4/16	vs. Miami	8-6	6 runs	7/20/75	vs. Houston	10-9
6 runs	9/8/15	at Washington	8-7	6 runs	9/23/75	at Chicago	8-6
6 runs	8/22/06	vs. St. Louis	8-7	6 runs	7/17/73	at Atlanta	8-7
6 runs	6/13/01	at Baltimore	7-6 (10)	6 runs	5/7/72	vs. San Diego	8-6
6 runs	5/15/99	at Philadelphia	9-7	6 runs	8/17/66	vs. Pittsburgh	8-7
6 runs	9/13/97	vs. Montreal	9-6 (11)	6 runs	4/23/65	at San Francisco	9-8
6 runs	7/13/97	at Atlanta	7-6 (10)				




2020

OVERALL..... 4-6
 AT PHILADELPHIA..... 2-4
 AT NEW YORK 2-2

OVERALL

OVERALL..... 490-526
 AT PHILADELPHIA... 242-268
 AT NEW YORK 248-258



STADIUM:
 Citizens Bank Park (43,651)

YEAR OPENED:
 2004

ADDRESS:
 1 Citizens Bank Way
 Philadelphia, PA 19148

PHONE:
 (215) 463-6000

ALL-TIME SERIES RESULTS VS. PHILADELPHIA

Year	Home	Road	Total	Year	Home	Road	Total	Year	Home	Road	Total
1962	2-7	2-7	4-14	1982	5-4	2-7	7-11	2002	3-6	6-4	9-10
1963	6-3	2-7	8-10	1983	4-5	2-7	6-12	2003	3-7	4-5	7-12
1964	2-7	1-8	3-15	1984	7-2	3-6	10-8	2004	3-6	5-5	8-11
1965	3-6	4-5	7-11	1985	7-2	4-5	11-7	2005	6-4	5-3	11-7
1966	1-8	6-3	7-11	1986	6-3	2-7	8-10	2006	6-3	5-5	11-8
1967	1-8	3-6	4-14	1987	8-1	5-4	13-5	2007	2-7	4-5	6-12
1968	3-6	5-4	8-10	1988	6-3	4-5	10-8	2008	5-4	6-3	11-7
1969	5-4	7-2	12-6	1989	6-3	6-3	12-6	2009	4-5	2-7	6-12
1970	6-3	7-2	13-5	1990	6-3	4-5	10-8	2010	5-4	4-5	9-9
1971	7-2	6-3	13-5	1991	5-4	6-3	11-7	2011	4-5	3-6	7-11
1972	5-4	8-1	13-5	1992	3-6	3-6	6-12	2012	3-6	7-2	10-8
1973	6-3	3-6	9-9	1993	1-6	2-4	3-10	2013	4-6	6-3	10-9
1974	4-5	3-6	7-11	1994	2-1	2-5	4-6	2014	5-4	8-2	13-6
1975	4-5	3-6	7-11	1995	3-4	4-2	7-6	2015	8-1	6-4	14-5
1976	3-6	2-7	5-13	1996	4-2	3-4	7-6	2016	6-4	6-3	12-7
1977	4-5	1-8	5-13	1997	4-2	3-3	7-5	2017	5-4	7-3	12-7
1978	3-6	3-6	6-12	1998	3-3	5-1	8-4	2018	6-3	5-5	11-8
1979	2-7	3-6	5-13	1999	4-2	2-4	6-6	2019	4-5	3-7	7-12
1980	1-8	5-4	6-12	2000	2-4	4-3	6-7	2020	2-2	2-4	4-6
1981	5-4	2-3	7-7	2001	5-5	6-3	11-8				

SERIES RECORDS

Longest Winning Streak, Mets..... 10, two times, last, 5/9/15-8/31/15
 Longest Winning Streak, Phillies..... 10, 6/29/80-9/25-80
 Largest Margin of Victory, Mets..... 20, 8/16/18 - Game 1 (Mets-24, Phillies-4 at Philadelphia)
 Largest Margin of Victory, Phillies..... 19, 6/11/85 (Phillies-26, Mets-7 at Philadelphia)
 Most Runs Scored, Mets..... 24, 8/16/18 - Game 1 (Mets-24, Phillies-4 at Philadelphia)
 Most Runs Scored, Phillies..... 26, 6/11/85 (Phillies-26, Mets-7 at Philadelphia)
 Most Runs Scored, Both Teams..... 33, 6/11/85 (Phillies-26, Mets-7 at Philadelphia)
 Longest Game, Innings 18 innings, two times, last, 8/1/72 (Game 1) (Mets-3, Phillies-2 at New York)
 Shutouts By..... Mets: 80, Phillies: 68

SERIES SWEEP

Last Two-Game Sweep, Mets..... At New York: 4/3/18-4/4/18. At Philadelphia: 7/21/03-7/22/03
 Last Two-Game, Phillies..... At New York: 8/14/92-8/15/92. At Philadelphia: 4/12/83-4/13/83
 Last Three-Game Sweep, Mets..... At New York: 5/25/15-5/27/15. At Philadelphia: 4/10/17-4/12/17
 Last Three-Game Sweep, Phillies..... At New York: 4/26/13-4/28/13. At Philadelphia: 8/14/20-8/16/20
 Last Four-Game Sweep, Mets..... At New York: None. At Philadelphia: 8/24/15-8/27/15
 Last Four-Game Sweep, Phillies..... At New York: 6/19/95-6/22/95. At Philadelphia: 6/24/19-6/27/19
 Last Five-Game Sweep, Phillies..... At New York: 8/14/80-8/17/80. At Philadelphia: 6/25/82-6/27/82



2020

OVERALL.....0-0
 AT PITTSBURGH.....0-0
 AT NEW YORK.....0-0

OVERALL

OVERALL.....360-390-2
 AT PITTSBURGH.....167-204-1
 AT NEW YORK.....193-186-1



STADIUM:
 PNC Park (38,362)
YEAR OPENED:
 2001
ADDRESS:
 115 Federal Street
 Pittsburgh, PA 15212
PHONE:
 (412) 323-5000

ALL-TIME SERIES RESULTS VS. PITTSBURGH

Year	Home	Road	Total	Year	Home	Road	Total	Year	Home	Road	Total
1962	1-8	1-8	2-16	1984	5-4	7-2	12-6	2006	5-1	0-3	5-4
1963	3-6	1-8	4-14	1985	5-4	5-4	10-8	2008	1-2	3-1	4-3
1964	4-5	2-7	6-12	1986	9-0	8-1	17-1	2009	3-0	1-3	4-3
1965	1-8	3-6	4-14	1987	7-2	5-4	12-6	2010	4-0	2-1	6-1
1966	4-5	1-8	5-13	1988	6-3	6-3	12-6	2011	2-2	2-2	4-4
1967	7-2	4-5	11-7	1989	4-5	5-4	9-9	2012	3-1	2-1	5-2
1968	4-5	5-4	9-9	1990	6-3	4-5	10-8	2013	1-3	1-2	2-5
1969	4-5	6-3	10-8	1991	4-5	2-7	6-12	2014	2-1	1-3	3-4
1970	3-6	3-6	6-12	1992	3-6	1-8	4-14	2015	0-3	0-3	0-6
1971	5-4	5-4	10-8	1993	2-4	2-5	4-9	2016	2-1	1-2	3-3
1972	5-3	3-3	8-6	1994	0-3	4-2	4-5	2017	1-2	2-1	3-3
1973	7-2	6-3	13-5	1995	3-1	1-2	4-3	2018	1-2	2-2	3-4
1974	3-6	4-5	7-11	1996	4-3	4-2	8-5	2019	3-0	2-1	5-1
1975	1-8	4-5	5-13	1997	5-1	2-3	7-4				
1976	4-5	6-3	10-8	1998	4-2	0-3	4-5				
1977	3-6	1-8	4-14	1999	5-1	2-1	7-2				
1978	4-5	3-6	7-11	2000	3-0	4-2	7-2				
1979	3-6-1	5-4	8-10-1	2001	1-2	3-0	4-2				
1980	6-3	4-5	10-8	2002	1-2	0-2	1-4				
1981	1-4	2-2-1	3-6-1	2003	2-1	2-1	4-2				
1982	4-5	4-5	8-10	2004	0-3	1-2	1-5				
1983	5-4	4-5	9-9	2005	2-1	1-2	3-3				

SERIES RECORDS

Longest Winning Streak, Mets.....15, 6/6/86-4/9/87
 Longest Winning Streak, Pirates.....9, 6/29/14-6/7/16
 Largest Margin of Victory, Mets.....16, 4/17/76 (Mets-17, Pirates-1 at Pittsburgh)
 Largest Margin of Victory, Pirates.....17, 9/26/92 (Pirates-19, Mets-2 at Pittsburgh)
 Most Runs Scored, Mets.....17, 4/17/76 (Mets-17, Pirates-1 at Pittsburgh)
 Most Runs Scored, Pirates.....19, 9/26/92 (Pirates-19, Mets-2 at Pittsburgh)
 Most Runs Scored, Both Teams.....22, 8/1/96 (Pirates-13, Mets-9 at New York)
 Longest Game, Innings.....18 innings, 4/28/85 (Mets-5, Pirates-4 at New York)
 Shutouts By.....Mets: 63, Pirates: 63

SERIES SWEEPS

Last Two-Game Sweep, Mets.....At New York: 5/3/06-5/4/06. At Pittsburgh: 6/27/79-6/28/79
 Last Two-Game Sweep, Pirates.....At New York: 4/5/96-4/6/96. At Pittsburgh: 9/24/02-9/25/02
 Last Three-Game Sweep, Mets.....At New York: 7/26/19-7/28/19. At Pittsburgh: 9/17/01-9/19/01
 Last Three-Game Sweep, Pirates.....At New York: 8/14/15-8/16/15. At Pittsburgh: 5/22/15-5/24/15
 Last Four-Game Sweep, Mets.....At New York: 9/13/10-9/16/10. At Pittsburgh: None
 Last Four-Game Sweep, Pirates.....At New York: 5/28/65-5/30/65. At Pittsburgh: 6/17/93-6/20/93

ST. LOUIS CARDINALS (NL CENTRAL)

2020 RECORD: 30-28 (2nd Place, NL Central) | NL 5th Seed

2021 MANAGER: Mike Shildt



2020

OVERALL..... 0-0
 AT ST. LOUIS..... 0-0
 AT NEW YORK..... 0-0

OVERALL

OVERALL..... 354-398
 AT ST. LOUIS..... 176-203
 AT NEW YORK..... 178-195

POSTSEASON

OVERALL..... 7-5



STADIUM:

Busch Stadium (43,975)

YEAR OPENED:

2006

ADDRESS:

700 Clark St.
 St. Louis, MO 63102

PHONE:

(314) 345-9600

ALL-TIME SERIES RESULTS VS. ST. LOUIS

Year	Home	Road	Total	Year	Home	Road	Total	Year	Home	Road	Total
1962	2-7	3-6	5-13	1984	4-5	3-6	7-11	2006	3-0	1-2	4-2
1963	4-5	1-8	5-13	1985	5-4	3-6	8-10	2007	2-2	3-0	5-2
1964	4-5	3-6	7-11	1986	4-5	8-1	12-6	2008	2-2	2-1	4-3
1965	4-5	1-8	5-13	1987	4-5	5-4	9-9	2009	4-2	0-3	4-5
1966	2-7	5-4	7-11	1988	9-0	5-4	14-4	2010	2-1	1-2	3-3
1967	2-7	5-4	7-11	1989	6-3	4-5	10-8	2011	2-1	1-2	3-3
1968	1-8	5-4	6-12	1990	7-2	5-4	12-6	2012	3-1	1-2	4-3
1969	6-4	6-2	12-6	1991	5-4	2-7	7-11	2013	1-2	1-3	2-5
1970	6-3	6-3	12-6	1992	5-4	4-5	9-9	2014	3-1	1-2	4-3
1971	4-5	6-3	10-8	1993	3-4	2-4	5-8	2015	2-2	1-2	3-4
1972	3-4	4-5	7-9	1994	0-2	6-1	6-3	2016	1-2	2-1	3-3
1973	5-4	5-4	10-8	1995	2-1	1-3	3-4	2017	2-2	1-2	3-4
1974	2-7	4-5	6-12	1996	3-3	2-4	5-7	2018	2-1	1-2	3-3
1975	5-4	4-5	9-9	1997	4-1	5-1	9-2	2019	1-3	1-2	2-5
1976	4-5	5-4	9-9	1998	4-2	2-1	6-3				
1977	2-5	6-5	8-10	1999	2-1	3-1	5-2				
1978	2-7	5-4	7-11	2000	3-0	3-3	6-3				
1979	1-8	6-3	7-11	2001	0-3	1-2	1-5				
1980	4-5	5-4	9-9	2002	2-1	1-2	3-3				
1981	4-1	2-4	6-5	2003	1-2	0-3	1-5				
1982	1-8	5-4	6-12	2004	1-2	0-3	1-5				
1983	5-4	1-8	6-12	2005	1-2	1-3	2-5				

SERIES RECORDS

Longest Winning Streak, Mets..... 8, 4/24/86-8/14/86
 Longest Winning Streak, Cardinals..... 10, two times, last, 9/17/82-6/20/83
 Largest Margin of Victory, Mets..... 13, two times, last, 9/24/88 (Mets-14, Cardinals-1 at St. Louis)
 Largest Margin of Victory, Cardinals..... 14, 7/8/62 (Cardinals-15, Mets-1 at New York)
 Most Runs Scored, Mets..... 15, 10/3/64 (Mets-15, Cardinals-5 at St. Louis)
 Most Runs Scored, Cardinals..... 15, four times, last, 4/8/92 (Cardinals-15, Mets-7 at St. Louis)
 Most Runs Scored, Both Teams..... 22, two times, last, 4/8/92 (Cardinals-15, Mets-7 at St. Louis)
 Longest Game, Innings..... 25 innings, 9/11/74 (Cardinals-4, Mets-3 at New York)
 Shutouts By..... Mets: 52, Cardinals: 55

SERIES RECORDS

Last Two-Game Sweep, Mets..... At New York: 5/7/98-5/8/98. At St. Louis: 4/11/73-4/12/73
 Last Two-Game Sweep, Cardinals..... At New York: 6/27/94-6/28/94. At St. Louis: 7/25/95-7/26/95
 Last Three-Game Sweep, Mets..... At New York: 8/22/06-8/24/06. At St. Louis: 4/1/07-4/4/07
 Last Three-Game Sweep, Cardinals..... At New York: 8/10/01-8/12/01. At St. Louis: 4/21/09-4/23/09
 Last Four-Game Sweep, Mets..... At New York: None. At St. Louis: 4/24/86-4/27/86
 Last Four-Game Sweep, Cardinals..... At New York: 8/7/79-8/9/79. At St. Louis: None
 Last Five-Game Sweep, Cardinals..... At New York: 9/17/82-9/19/82. At St. Louis: None



2020

OVERALL.....0-0
 AT SAN DIEGO.....0-0
 AT NEW YORK.....0-0

OVERALL

OVERALL.....245-250
 AT SAN DIEGO.....113-135
 AT NEW YORK.....131-113
 AT MEXICO.....1-2



STADIUM:
 Petco Park (42,524)
YEAR OPENED:
 2004
ADDRESS:
 100 Park Boulevard
 San Diego, CA 92101
PHONE:
 (619) 795-5000

ALL-TIME SERIES RESULTS VS. SAN DIEGO

Year	Home	Road	Total	Year	Home	Road	Total	Year	Home	Road	Total
1969	5-1	6-0	11-1	1986	5-1	5-1	10-2	2003	2-1	1-2	3-3
1970	3-3	3-3	6-6	1987	3-3	5-1	8-4	2004	0-4	1-2	1-6
1971	4-2	3-3	7-5	1988	3-3	4-2	7-5	2005	3-0	1-2	4-2
1972	2-4	5-1	7-5	1989	4-2	1-5	5-7	2006	3-0	2-2	5-2
1973	6-0	2-4	8-4	1990	3-3	2-4	5-7	2007	1-2	1-2	2-4
1974	3-3	3-3	6-6	1991	4-2	3-3	7-5	2008	2-1	0-4	2-5
1975	3-3	5-1	8-4	1992	2-4	2-4	4-8	2009	1-2	1-3	2-5
1976	4-2	3-3	7-5	1993	2-4	3-3	5-7	2010	2-1	1-3	3-4
1977	2-4	4-2	6-6	1994	3-3	3-3	6-6	2011	2-2	2-1	4-3
1978	2-4	3-3	5-7	1995	5-2	1-5	6-7	2012	3-1	1-2	4-3
1979	2-4	2-4	4-8	1996	1-5	2-5	3-10	2013	2-1	2-2	4-3
1980	1-5	0-6	1-11	1997	3-2	2-4	5-6	2014	2-1	1-2	3-3
1981	2-2	0-3	2-5	1998	2-1	2-4	4-5	2015	1-2	1-2	2-4
1982	4-2	2-4	6-6	1999	5-1	2-1	7-2	2016	2-1	2-2	4-3
1983	4-2	2-4	6-6	2000	1-2	2-4	3-6	2017	1-2	2-2	3-4
1984	4-2	2-4	6-6	2001	1-2	0-3	1-5	2018	2-1	2-1	4-2
1985	2-4	5-1	7-5	2002	0-3	3-1	3-4	2019	2-1	1-2	3-3

SERIES RECORDS

Longest Winning Streak, Mets.....11, 5/28/69-8/27/69
 Longest Winning Streak, Padres.....9, 6/16/80-5/1/81
 Largest Margin of Victory, Mets.....12, 2x, last 4/29/18 (Mets 14, Padres 2 at San Diego)
 Largest Margin of Victory, Padres.....15, 8/26/00 (Padres-16, Mets-1 at San Diego)
 Most Runs Scored, Mets.....14, 4/29/18 (Mets-14, Padres-2 at San Diego)
 Most Runs Scored, Padres.....18, 5/31/10 (Padres-18, Mets-6 at San Diego)
 Most Runs Scored, Both Teams.....25, 8/1/96 (Padres-15, Mets-10 at San Diego)
 Longest Game, Innings.....18 innings, 8/26/80 (Padres-8, Mets-6 at New York)
 Shutouts By.....Mets: 38, Padres: 41

SERIES SWEEPS

Last Two-Game Sweep, Mets.....At New York: 8/28/90-8/29/90. At San Diego: 8/21/76-8/22/76
 Last Two-Game Sweep, Padres.....At New York: 5/20/85-5/22/85. At San Diego: 8/22/92-8/23/92
 Last Three-Game Sweep, Mets.....At New York: 8/8/06-8/10/06. At San Diego: 8/31/87-9/2/87
 Last Three-Game Sweep, Padres.....At New York: 8/13/02-8/15/02. At San Diego: 8/14/01-8/16/01
 Last Four-Game Sweep, Mets.....At New York: 8/16/69-8/17/69. At San Diego: 5/16/88-5/19/88
 Last Four-Game Sweep, Padres.....At New York: 8/23/04-8/26/04. At San Diego: 6/5/08-6/8/08



2020

OVERALL..... 0-0
 AT SAN FRANCISCO..... 0-0
 AT NEW YORK..... 0-0

OVERALL

OVERALL..... **287-331**
 AT SAN FRANCISCO..... **135-175**
 AT NEW YORK..... **152-156**

POSTSEASON

OVERALL..... **3-2**



STADIUM:

Oracle Park (41,915)

YEAR OPENED:

2000

ADDRESS:

24 Willie Mays Plaza
 San Francisco, CA 94107

PHONE:

(415) 972-2000

ALL-TIME SERIES RESULTS VS. SAN FRANCISCO

Year	Home	Road	Total	Year	Home	Road	Total	Year	Home	Road	Total
1962	2-7	2-7	4-14	1983	2-4	3-3	5-7	2004	3-0	1-2	4-2
1963	4-5	2-7	6-12	1984	1-5	3-3	4-8	2005	2-1	1-2	3-3
1964	3-6	4-5	7-11	1985	4-2	4-2	8-4	2006	1-2	2-1	3-3
1965	2-7	3-6	5-13	1986	3-3	4-2	7-5	2007	2-1	2-1	4-2
1966	4-5	5-4	9-9	1987	4-2	5-1	9-3	2008	3-0	2-1	5-1
1967	3-6	2-7	5-13	1988	3-3	1-5	4-8	2009	2-2	3-1	5-3
1968	4-5	3-6	7-11	1989	2-4	1-5	3-9	2010	2-1	1-3	3-4
1969	5-1	3-3	8-4	1990	5-1	2-4	7-5	2011	1-2	1-2	2-4
1970	3-3	3-3	6-6	1991	4-2	2-4	6-6	2012	1-3	3-1	4-4
1971	2-4	2-4	4-8	1992	5-1	5-1	10-2	2013	1-2	3-0	4-2
1972	4-2	4-2	8-4	1993	2-4	2-4	4-8	2014	1-3	0-3	1-6
1973	3-3	2-4	5-7	1994	2-4	4-2	6-6	2015	1-2	2-1	3-3
1974	3-3	3-3	6-6	1995	2-4	3-4	5-8	2016	2-1	2-2	4-3
1975	5-1	3-3	8-4	1996	4-2	2-4	6-6	2017	2-1	3-0	5-1
1976	3-3	4-2	7-5	1997	1-5	2-3	3-8	2018	2-2	2-1	4-3
1977	4-2	3-3	7-5	1998	2-1	2-4	4-5	2019	2-1	1-3	3-4
1978	1-5	2-4	3-9	1999	5-1	2-1	7-2				
1979	5-1	3-3	8-4	2000	3-1	0-4	3-5				
1980	2-4	1-5	3-9	2001	3-1	0-3	3-4				
1981	1-2	1-2	2-4	2002	0-3	0-3	0-6				
1982	2-4	2-4	4-8	2003	2-0	2-2	4-2				

SERIES RECORDS

Longest Winning Streak, Mets..... 8, two times, last, 6/3/08-5/16/09
 Longest Winning Streak, Giants..... 9, two times, last, 8/27/01-5/16/03
 Largest Margin of Victory, Mets..... 13, 6/1/92 (Mets-14, Giants-1 at New York)
 Largest Margin of Victory, Giants..... 13, 5/4/63 (Giants-17, Mets-4 at New York)
 Most Runs Scored, Mets..... 15, 8/27/97 (Mets-15, Giants-6 at New York)
 Most Runs Scored, Giants..... 17, 5/4/63 (Giants-17, Mets-4 at New York)
 Most Runs Scored, Both Teams..... 23, 8/21/96 (Giants-12, Mets-11 at San Francisco)
 Longest Game, Innings..... 23 innings, 5/31/64 (Game Two) (Giants-8, Mets-6 at New York)
 Shutouts By..... Mets: 46, Giants: 51

SERIES SWEEPS

Last Two-Game Sweep, Mets..... At New York: 8/12/03-8/13/03. At San Francisco: 5/29/85-5/30/85
 Last Two-Game Sweep, Giants..... At New York: 5/22/84-5/24/84. At San Francisco: 4/28/93-4/29/93
 Last Three-Game Sweep, Mets..... At New York: 7/8/08-7/10/08. At San Francisco: 6/23/17-6/25/17
 Last Three-Game Sweep, Giants..... At New York: 5/7/02-5/9/02. At San Francisco: 6/6/14-6/8/14
 Last Four-Game Sweep, Mets..... At New York: 8/30/90-9/2/90
 Last Four-Game Sweep, Giants..... At New York: 6/1/62-6/3/62. At San Francisco: 5/1/00-5/4/00

WASHINGTON NATIONALS (NL EAST)

2019 RECORD: 26-34 (Tied 4th Place, NL East)

2021 MANAGER: Dave Martinez




2020

OVERALL..... 4-6
 AT WASHINGTON..... 2-4
 AT NEW YORK..... 2-2

OVERALL

OVERALL..... 436-449
 AT WASHINGTON..... 76-66
 AT NEW YORK..... 223-226
 AT MONTREAL..... 135-152
 AT PUERTO RICO..... 2-5



STADIUM:

Nationals Park (41,408)

YEAR OPENED:

2008

ADDRESS:

1500 South Capital St, SE
 Washington, DC 20003

PHONE:

(202) 640-7000

ALL-TIME SERIES RESULTS VS. WASHINGTON

Year	Home	Road	Total	Year	Home	Road	Total	Year	Home	Road	Total
1969	7-2	6-3	13-5	1987	5-4	5-4	10-8	2005	4-5	7-3	11-8
1970	5-4	3-6	8-10	1988	7-2	5-4	12-6	2006	4-5	8-1	12-6
1971	4-5	5-4	9-9	1989	7-2	2-7	9-9	2007	3-6	6-3	9-9
1972	6-3	6-3	12-6	1990	4-5	6-3	10-8	2008	6-3	6-3	12-6
1973	4-5	5-4	9-9	1991	8-3	6-1	14-4	2009	7-2	3-6	10-8
1974	6-3	3-6	9-9	1992	3-6	3-6	6-12	2010	4-5	5-4	9-9
1975	5-4	3-6	8-10	1993	2-4	2-5	4-9	2011	3-6	5-4	8-10
1976	6-4	4-4	10-8	1994	1-3	2-1	3-4	2012	1-8	3-6	4-14
1977	4-5	4-5	8-10	1995	2-4	4-3	6-7	2013	3-7	4-5	7-12
1978	5-4	5-4	10-8	1996	3-4	3-3	6-7	2014	1-9	3-6	4-15
1979	1-8	2-7	3-15	1997	4-2	3-3	7-5	2015	5-5	6-3	11-8
1980	5-5	3-5	8-10	1998	2-4	2-4	4-8	2016	4-6	3-6	7-12
1981	2-4	1-5	3-9	1999	3-4	5-1	8-5	2017	2-8	4-5	6-13
1982	3-6	4-5	7-11	2000	6-0	3-3	9-3	2018	5-5	6-3	11-8
1983	7-2	3-6	10-8	2001	6-4	5-4	11-8	2019	7-3	5-4	12-7
1984	6-3	5-4	11-7	2002	5-4	3-7	8-11	2020	2-2	2-4	4-6
1985	5-4	4-5	9-9	2003	4-6	1-8	5-14				
1986	5-4	5-4	10-8	2004	4-5	6-4	10-9				

Montreal Expos: 1969-2004

Washington Nationals: 2005-present

SERIES RECORDS

Longest Winning Streak, Mets.....9, 4/20/91-7/4/91
 Longest Winning Streak, Expos/Nationals.....10, 8/10/79-4/15/80
 Largest Margin of Victory, Mets.....13, 9/20/06 (Mets-13, Nationals-0 at Washington)
 Largest Margin of Victory, Expos/Nationals.....21, 7/31/18 (Nationals-25, Mets-4 at Washington)
 Most Runs Scored, Mets.....14, 8/8/85 (Mets-14, Expos-7 at Montreal)
 Most Runs Scored, Expos/Nationals.....25, 7/31/18 (Nationals-25, Mets-4 at Washington)
 Most Runs Scored, Both Teams.....29, 2x, last, 7/31/18 (Nationals-25, Mets-4 at Washington)
 Longest Game, Innings.....18 innings, 9/16/75 (Mets-4, Expos-3 at New York)
 Shutouts By.....Mets: 70, Expos/Nationals: 58

SERIES SWEEPS

Last Two-Game Sweep, Mets.....At New York: 5/18/11-5/19/11. At Montreal: 7/21/99-7/22/99
 Last Two-Game Sweep, Expos/Nationals.....At New York: 9/22/98-9/23/98. At Washington: 7/31/18-8/1/18
 Last Three-Game Sweep, Mets.....At New York: 7/31/15-8/2/15. At Washington: 4/5/18-4/8/18
 Last Three-Game Sweep, Expos/Nationals.....At New York: 4/21/17-4/23/17. At Washington: 6/27/16-6/29/16
 Last Four-Game Sweep, Mets.....At New York: 5/20/19-5/23/19. At Montreal: 7/1/91-7/4/91
 Last Four Game Sweep, Expos/Nationals.....At New York: 9/9/13-9/12/13. At Montreal: 4/11/03-4/14/03 (at San Juan)

BALTIMORE ORIOLES (AL EAST)

2020 RECORD: 25-35 (4th Place, AL East)

2021 MANAGER: Brandon Hyde



2020

OVERALL 2-2
 AT BALTIMORE 1-1
 AT NEW YORK 1-1

OVERALL

OVERALL 25-15
 AT BALTIMORE 14-9
 AT NEW YORK 11-6

POSTSEASON

OVERALL 4-1



STADIUM:

Oriole Park at Camden Yards (45,971)

YEAR OPENED:
1992

ADDRESS:

333 West Camden St.
Baltimore, MD 21201

PHONE:

(410) 685-9800

ALL-TIME SERIES RESULTS VS. BALTIMORE

Year	Home	Road	Total	Year	Home	Road	Total	Year	Home	Road	Total
1997	0-0	2-1	2-1	2001	0-0	2-1	2-1	2012	3-0	0-0	3-0
1998	2-0	1-1	3-1	2006	1-2	0-0	1-2	2015	2-0	1-1	3-1
1999	0-0	2-1	2-1	2009	0-0	1-2	1-2	2018	0-2	1-1	1-3
2000	2-1	0-0	2-1	2010	0-0	3-0	3-0	2020	1-1	1-1	2-2

SERIES RECORDS

Longest Winning Streak, Mets
9 games, 6/11/10-8/18/15
Longest Winning Streak, Orioles
4 games, 8/19/15-8/14/18
Longest Game, Innings
12 inn., 8/29/97 (3-4 at Baltimore)

Most Runs Scored, Mets
16, 8/15/18 (16-5 at Baltimore)
Most Runs Scored, Orioles
11, 9/8/20 (11-2 at New York)
Most Runs Scored, Both Teams
19, 8/30/97 (13-6 at Baltimore)

LAST SERIES SWEEP

2-Game Sweep, Mets
at New York:..... 5/15/15-5/6/15
at Baltimore: None
2-Game Sweep, Orioles
at New York:..... 6/5/18-6/6/18
3-Game Sweep, Mets
at New York:.....6/18/12-6/20/12
at Baltimore: 6/11/10-6/13/10

BOSTON RED SOX (AL EAST)

2020 RECORD: 24-36 (5th Place, AL East)

2021 MANAGER: Alex Cora



2020


OVERALL 2-2
 AT BOSTON 2-0
 AT NEW YORK 0-2

OVERALL

OVERALL 14-17
 AT BOSTON 8-9
 AT NEW YORK 6-8

POSTSEASON

OVERALL 4-3



STADIUM:

Fenway Park (37,499)

YEAR OPENED:
1912

ADDRESS:

4 Yawkey Way
Boston, MA 02215

PHONE:

(617) 226-6000

ALL-TIME SERIES RESULTS VS. BOSTON

Year	Home	Road	Total	Year	Home	Road	Total	Year	Home	Road	Total
1997	1-2	0-0	1-2	2001	2-1	0-0	2-1	2020	0-2	2-0	2-2
1998	0-0	2-1	2-1	2006	0-0	0-3	0-3				
1999	2-1	0-0	2-1	2015	1-2	0-0	1-2				
2000	0-0	1-2	1-2	2018	0-0	1-2	1-2				

SERIES RECORDS

Longest Winning Streak, Mets
2 games, 5x, last, 7/27/20-7/28/20
Longest Winning Streak, Red Sox
3 games, 2x, last, 5/24/09-8/29/15
Longest Game, Innings
12 inn, 6/11/99 (2-3 at New York)

Most Runs Scored, Mets
9, 6/5/98 (9-2 at Boston)
Most Runs Scored, Red Sox
12, 5/24/09 (5-12 at Boston)
Most Runs Scored, Both Teams
17, 6/24/09 (5-12 at Boston)

LAST SERIES SWEEP

2-Game Sweep, Red Sox
at New York:..... 7/29/20-7/30/20
at Boston: None
2-Game Sweep, Mets
at New York:..... None
at Boston: 7/27/20-7/28/20
3-Game Sweep, Red Sox
at New York:..... None
at Boston: 6/27/06-6/29/06

CHICAGO WHITE SOX (AL CENTRAL)

2020 RECORD: 35-25 (Tied 2nd Place, AL Central) | AL 7th Seed

2021 MANAGER: Tony La Russa



2020

OVERALL 0-0
 AT CHICAGO 0-0
 AT NEW YORK 0-0

OVERALL

OVERALL 7-6
 AT CHICAGO 5-3
 AT NEW YORK 2-3



STADIUM:
 Guaranteed Rate Field
 (40,615)

YEAR OPENED:
 1991

ADDRESS:
 333 W. 35th St.
 Chicago, IL 60616

PHONE:
 (312) 674-1000

ALL-TIME SERIES RESULTS VS. CHICAGO

Year	Home	Road	Total	Year	Home	Road	Total
2002	0-0	1-2	1-2	2016	1-2	0-0	1-2
2013	1-1	1-1	2-2	2019	0-0	3-0	3-0

SERIES RECORDS

Longest Winning Streak, Mets
 3 games, 7/30/19-present
Longest Winning Streak, White Sox
 2 games, 3x, last - 5/31/16-6/1/19
Longest Game, Innings
 13 inn, 6/1/16 (1-2 at New York)

Most Runs Scored, Mets
 8, 6/11/02 (8-10 at Chicago)
Most Runs Scored, White Sox
 10, 6/11/02 (8-10 at Chicago)
Most Runs Scored, Both Teams
 18, 6/11/02 (8-10 at Chicago)

LAST SERIES SWEEP

3-Game Sweep, Mets
 at Chicago: 7/30/19-8/1/19

CLEVELAND INDIANS (AL CENTRAL)

2020 RECORD: 35-25 (Tied 2nd Place, AL Central) | AL 4th Seed

2021 MANAGER: Terry Francona



2020

OVERALL 0-0
 AT CLEVELAND 0-0
 AT NEW YORK 0-0

OVERALL

OVERALL 13-5
 AT CLEVELAND 8-4
 AT NEW YORK 5-1



STADIUM:
 Progressive Field (42,404)

YEAR OPENED:
 1994

ADDRESS:
 2401 Ontario St.
 Cleveland, OH 44115

PHONE:
 (216) 420-4380

ALL-TIME SERIES RESULTS VS. CLEVELAND

Year	Home	Road	Total	Year	Home	Road	Total	Year	Home	Road	Total
2002	0-0	2-1	2-1	2010	0-0	3-0	3-0	2016	0-0	2-1	2-1
2004	2-1	0-0	2-1	2013	0-0	1-2	1-2	2019	3-0	0-0	3-0

SERIES RECORDS

Longest Winning Streak, Mets
 4 games, 2x, last, 4/17/16-present
Longest Winning Streak, Indians
 2 games, 9/6/13-9/7/13
Longest Game, Innings
 10 inn, 8/21/19
 (4-3 at New York)

Most Runs Scored, Mets
 9, 8/20/19
Most Runs Scored, Indians
 9, 2x, last, 9/7/13 (4-9 at Cleveland)
Most Runs Scored, Both Teams
 14, 6/8/02 (8-6 at Cleveland)

LAST SERIES SWEEP

3-Game Sweep, Mets
 at New York: 8/20/19-8/22/19
 at Cleveland: 6/15/10-6/17/10



2020

OVERALL 0-0
 AT DETROIT..... 0-0
 AT NEW YORK 0-0

OVERALL

OVERALL 11-13
 AT DETROIT 4-8
 AT NEW YORK 7-5



STADIUM:
Comerica Park (41,681)

YEAR OPENED:
2000

ADDRESS:
2100 Woodward Ave.
Detroit, MI 48201

PHONE:
(313) 471-2000

ALL-TIME SERIES RESULTS VS. DETROIT

Year	Home	Road	Total	Year	Home	Road	Total	Year	Home	Road	Total
1997	0-0	0-3	0-3	2010	2-1	0-0	2-1	2016	0-0	1-2	1-2
2004	3-0	0-0	3-0	2011	0-0	2-1	2-1	2019	2-1	0-0	2-1
2007	0-0	1-2	1-2	2013	0-3	0-0	0-3				

SERIES RECORDS

Longest Winning Streak, Mets.....4, 6/18/04-6/8/07
 Longest Winning Streak, Tigers.....6, 6/30/11-8/6/16
 Largest Margin of Victory, Mets.....11, 6/28/11 (Mets-14, Tigers-3 at Detroit)
 Largest Margin of Victory, Tigers.....14, 6/20/97 (Tigers-14, Mets-0 at Detroit)
 Most Runs Scored, Mets.....16, 6/29/11 (Mets-16, Tigers-9 at Detroit)
 Most Runs Scored, Tigers.....15, 6/10/07 (Tigers-15, Mets-7 at Detroit)
 Most Runs Scored, Both Teams.....25, 6/29/11 (Mets-16, Tigers-9 at Detroit)
 Longest Game, Innings.....13 innings, 5/25/19 (Mets-5, Tigers-4 at New York)
 Shutouts By.....Mets: 2, Tigers: 2

SERIES SWEEPS

Last Three-Game Sweep, Mets.....At New York: 6/18/04-6/20/04
 Last Three-Game Sweep, Tigers.....At New York: 8/23/13-8/25/13 At Detroit: 6/20/97-6/23/97

THREE HOME RUNS VS. METS

The following players have hit three home runs in a game against New York:

- Stan Musial (St. Louis)..... July 8, 1962 at Polo Grounds
- Willie McCovey (San Francisco) September 22, 1963, at San Francisco
- Willie McCovey (San Francisco) September 17, 1966, at San Francisco (10 Innings)
- Adolfo Phillips (Chicago-NL)..... June 11, 1967, at Chicago (Game Two)
- Billy Williams (Chicago-NL) September 10, 1968, at Chicago
- Dick Allen (Philadelphia) September 29, 1968 at Shea
- Pete Rose (Cincinnati)..... April 29, 1978 at Shea
- Dave Kingman (Chicago-NL)..... July 28, 1979 at Shea
- Karl "Tuffy" Rhodes (Chicago-NL)..... April 4, 1994 at Chicago
- Bobby Higginson (Detroit)..... June 30, 1997 at Detroit
- Luis Gonzalez (Arizona) May 10, 2004 at Arizona
- Cody Ross (Florida)..... September 11, 2006 at Florida
- Anthony Rendon (Washington)..... April 30, 2017 at Washington
- Corey Seager (Los Angeles-NL)..... June 20, 2017 at Los Angeles

HOUSTON ASTROS (AL WEST)

2020 RECORD: 29-31 (2nd Place, AL West) | AL 6th Seed

2021 MANAGER: Dusty Baker



2020	
OVERALL	0-0
AT HOUSTON	0-0
AT NEW YORK	0-0
OVERALL	
OVERALL	260-312
AT HOUSTON	108-179
AT NEW YORK	152-133
POSTSEASON	
OVERALL	4-2



STADIUM:
Minute Maid Park (40,981)

YEAR OPENED:
2000

ADDRESS:
PO Box 288
Houston, TX 77001

PHONE:
(713) 259-8000

ALL-TIME SERIES RESULTS VS. HOUSTON

Year	Home	Road	Total	Year	Home	Road	Total	Year	Home	Road	Total
1962	2-6	1-7	3-13	1980	3-3	1-5	4-8	1998	1-2	3-3	4-5
1963	3-6	2-7	5-13	1981	2-1	1-5	3-6	1999	3-3	2-1	5-4
1964	7-2	2-7	9-9	1982	2-4	2-4	4-8	2000	2-1	3-1	5-2
1965	2-7	2-7	4-14	1983	1-5	2-4	3-9	2001	2-1	1-2	3-3
1966	6-3	5-4	11-7	1984	3-3	5-1	8-4	2002	1-2	1-2	2-4
1967	6-3	1-8	7-11	1985	4-2	4-2	8-4	2003	2-1	2-1	4-2
1968	4-5	4-5	8-10	1986	5-1	2-4	7-5	2004	2-1	2-1	4-2
1969	2-4	0-6	2-10	1987	3-3	3-3	6-6	2005	4-2	1-3	5-5
1970	4-2	2-4	6-6	1988	5-1	2-4	7-5	2006	2-1	2-1	4-2
1971	4-2	3-3	7-5	1989	3-3	3-3	6-6	2007	3-0	2-2	5-2
1972	3-3	3-3	6-6	1990	5-1	2-4	7-5	2008	2-2	0-3	2-5
1973	2-4	4-2	6-6	1991	2-4	3-3	5-7	2009	3-0	2-1	5-1
1974	4-2	2-4	6-6	1992	4-2	3-3	7-5	2010	2-1	2-2	4-3
1975	5-1	3-3	8-4	1993	1-5	0-6	1-11	2011	1-2	2-1	3-3
1976	3-3	3-3	6-6	1994	2-1	1-2	3-3	2012	2-1	0-3	2-4
1977	4-2	2-4	6-6	1995	3-3	3-3	6-6	2014	2-1	0-0	2-1
1978	3-3	2-4	5-7	1996	2-4	2-4	4-8	2017	0-0	0-3	0-3
1979	2-4	1-5	3-9	1997	2-4	2-3	4-7				

Houston shifted from the National League to the American League in 2013.

SERIES RECORDS

Longest Winning Streak, Mets.....	7, 7/17/66-7/27/66
Longest Winning Streak, Astros.....	10, 5/23/69-5/29/70
Largest Margin of Victory, Mets.....	16, 8/30/99 (Mets-17, Astros-1 at Houston)
Largest Margin of Victory, Astros.....	13, two times, last, 7/30/02 (Astros-16, Mets-3 at New York)
Most Runs Scored, Mets.....	17, 8/30/99 (Mets-17, Astros-1 at Houston)
Most Runs Scored, Astros.....	16, three times, last, 7/30/02 (Astros-16, Mets-3 at New York)
Most Runs Scored, Both Teams.....	22, 5/6/73 (Astros-14, Mets-8 at New York)
Longest Game, Innings.....	24 innings, 4/15/68 (Astros-1, Mets-0 at Houston)
Shutouts By.....	Mets: 39, Astros: 47

SERIES SWEEPS

Last Two-Game Sweep, Mets.....	At New York: 7/3/90-7/4/90. At Houston: None
Last Two-Game Sweep, Astros.....	At New York: 4/16/96-4/17/96. At Houston: 4/28/98-4/29/98
Last Three-Game Sweep, Mets.....	At New York: 10/2/09-10/4/09. At Houston: 4/6/84-4/8/84
Last Three-Game Sweep, Astros.....	At New York: 4/9/93-4/11/93. At Houston: 9/2/17-9/3/17
Last Four-Game Sweep, Mets.....	At New York: 6/2/75-6/5/75. At Houston: None
Last Four-Game Sweep, Astros.....	At New York: 9/13/63-9/15/63. At Houston: 6/24/65-6/27/65

FOUR STRIKEOUTS IN AN INNING

Derek Wallace became the first Met pitcher ever to strike out four batters in an inning when he did it on September 13, 1996 vs. Atlanta...Mike Stanton joined Wallace on the list when he fanned four batters on August 23, 2004 at Milwaukee.

KANSAS CITY ROYALS (AL CENTRAL)

2020 RECORD: 26-34 (4th Place, AL Central)

2021 MANAGER: Mike Matheny



2020

OVERALL 0-0
 AT KANSAS CITY 0-0
 AT NEW YORK 0-0

OVERALL

OVERALL 9-7
 AT KANSAS CITY 4-4
 AT NEW YORK 5-3

POSTSEASON

OVERALL 1-4



STADIUM:
 Kauffman Stadium (37,903)

YEAR OPENED:
 1973

ADDRESS:
 One Royal Way
 Kansas City, MO 64129

PHONE:
 (816) 921-8000

ALL-TIME SERIES RESULTS VS. KANSAS CITY

Year	Home	Road	Total	Year	Home	Road	Total	Year	Home	Road	Total
2002	2-1	0-0	2-1	2013	1-2	0-0	1-2	2019	0-0	2-1	2-1
2004	0-0	1-2	1-2	2016	2-0	1-1	3-1				

SERIES RECORDS

Longest Winning Streak, Mets

3 games, 4/5/16-6/22/16

Longest Winning Streak, Royals

3 games, 8/3/13-4/3/16

Longest Game, Innings

12 inn, 8/3/13 (3-4 at New York)

Most Runs Scored, Mets

11, 8/18/19 (11-5 at Kansas City)

Most Runs Scored, Royals

7, 6/11/04 (5-7 at Kansas City)

Most Runs Scored, Both Teams

16, 8/18/19 (11-5 at Kansas City)

LAST SERIES SWEEP

2-Game Sweep, Mets

at New York: 6/21/16-6/22/16

at Royals: None

LOS ANGELES ANGELS OF ANAHEIM (AL WEST)

2020 RECORD: 26-34 (4th Place, AL West)

2021 MANAGER: Joe Maddon



2020

OVERALL 0-0
 AT LOS ANGELES 0-0
 AT NEW YORK 0-0

OVERALL

OVERALL 9-9
 AT LOS ANGELES 5-4
 AT NEW YORK 4-5



STADIUM:
 Angel Stadium of Anaheim
 (45,389)

YEAR OPENED:
 1966

ADDRESS:
 2000 Gene Autry Way
 Anaheim, CA 92806

PHONE:
 (714) 940-2000

ALL-TIME SERIES RESULTS VS. LOS ANGELES

Year	Home	Road	Total	Year	Home	Road	Total	Year	Home	Road	Total
2003	0-0	2-1	2-1	2008	0-0	2-1	2-1	2014	0-0	1-2	1-2
2005	1-2	0-0	1-2	2011	1-2	0-0	1-2	2017	2-1	0-0	2-1

SERIES RECORDS

Longest Winning Streak, Mets

2 games, 5/19/17-5/20/17

Longest Winning Streak, Angels

2 games, 6/19/11-4/11/14

Longest Game, Innings

13 inn, 4/12/14 (7-6 at Los Angeles)

Most Runs Scored, Mets

9, 6/16/08 (9-6 at Los Angeles)

Most Runs Scored, Angels

14, 4/13/14 (2-14 at Los Angeles)

Most Runs Scored, Both Teams

16, 2x, last, 4/13/14
 (2-14 at Los Angeles)

LAST SERIES SWEEP

None

MINNESOTA TWINS (AL CENTRAL)

2020 RECORD: 36-24 (1st Place, AL Central)

2021 MANAGER: Rocco Baldelli




2020

OVERALL 0-0
 AT MINNESOTA 0-0
 AT NEW YORK 0-0

OVERALL

OVERALL 14-8
 AT MINNESOTA 5-3
 AT NEW YORK 9-5



STADIUM:
 Target Field (39,021)

YEAR OPENED:
 2010

ADDRESS:
 1 Twins Way
 Minneapolis, MN 55403

PHONE:
 (612) 659-3400

ALL-TIME SERIES RESULTS VS. MINNESOTA

Year	Home	Road	Total	Year	Home	Road	Total	Year	Home	Road	Total
2002	2-1	0-0	2-1	2010	2-1	0-0	2-1	2019	1-1	2-0	3-1
2004	0-0	0-3	0-3	2013	0-0	3-0	3-0				
2007	1-2	0-0	1-2	2016	3-0	0-0	3-0				

SERIES RECORDS

Longest Winning Streak, Mets 7, 6/27/10 - 9/18/16
 Longest Winning Streak, Twins 3, 6/8/04-6/10/04
 Largest Margin of Victory, Mets 11, 4/12/13 (Mets-16, Twins-5 at Minnesota)
 Largest Margin of Victory, Twins 9, 6/19/07 (Twins-9, Mets-0 at New York)
 Most Runs Scored, Mets 16, 4/12/13 (Mets-16, Twins-5 at Minnesota)
 Most Runs Scored, Twins 14, 4/9/19 (Twins-14, Mets-8 at New York)
 Most Runs Scored, Both Teams 22, 4/9/19 (Twins-14, Mets-8 at New York)
 Longest Game, Innings 15 innings, 6/10/04 (Twins-3, Mets-2 at Minnesota)
 Shutouts By Mets: 2, Twins: 2

SERIES SWEEPS

Last Two-Game Sweep, Mets At Minnesota: 7/16/19-7/17/19
 Last Three-Game Sweep, Mets At New York: 9/16/16-9/18/16
 Last Three-Game Sweep, Twins At Minnesota: 6/8/04-6/10/04

DOUBLEHEADERS

Listed below are the Mets last doubleheader, last doubleheader sweep and last time being swept in a twinbill against each opponent:

Opponent	Last DH	Last Mets Sweep	Last Opp. Sweep
Arizona	5/25/14 at NY (L, W)	None	4/27/03 at NY
Atlanta	5/28/18 at ATL (L, W)	6/10/17 at ATL	9/8/11 at NY
Chicago	4/22/00 at NY (W, W)	4/22/00 at NY	8/7/84 at CHI
Cincinnati	5/19/98 at NY (W, W)	5/19/98 at NY	7/18/80 at CIN
Colorado	4/16/13 at COL (L, L)	8/19/04 at COL	4/16/13 at COL
Houston	9/2/17 at HOU (L, L)	5/6/90 at NY	9/2/17 at HOU
Los Angeles	4/27/10 at NY (W, W)	4/27/10 at NY	8/29/83 at NY
New York Yankees	8/30/20 at NYY (L, L)	8/28/20 at NYY	8/30/20 at NYY
Miami	8/25/20 at NY (L, L)	8/5/19 at NY	8/25/20 at NY
Milwaukee	9/29/10 at NY (L, L)	5/20/99 at NY	9/29/10 at NY
Philadelphia	8/16/18 at PHI (W, L)	9/24/11 at NY	9/13/09 at PHI
Pittsburgh	6/7/16 at PIT (L, L)	7/30/96 at NY	6/7/16 at PIT
St. Louis	7/26/16 at NY (L, W)	8/10/89 at NY	9/18/82 at NY
San Diego	6/10/10 at NY (L, W)	9/7/86 at NY	5/14/98 at SD
San Francisco	4/23/12 at NY (L, L)	7/13/79 at NY	4/23/12 at NY
Seattle	6/8/03 at NY (L, L)	None	6/8/03 at NY
Texas	6/15/08 at NY (L, W)	None	None
Washington	9/26/20 at WAS (L, L)	7/27/00 at NY	9/26/20 at WAS

NEW YORK YANKEES (AL EAST)

2020 RECORD: 33-27 (2nd Place, AL East) | AL 5th Seed

2021 MANAGER: Aaron Boone



2020

OVERALL..... 3-3
 AT YANKEE STADIUM..... 2-3
 AT CITI FIELD..... 1-0

OVERALL

OVERALL..... 54-74
 AT NEW YANKEE STADIUM 14-19
 AT OLD YANKEE STADIUM ..13-20
 AT SHEA STADIUM.....16-17
 AT CITI FIELD.....11-18

POSTSEASON

OVERALL..... 1-4



STADIUM:

Yankee Stadium (49,642)

YEAR OPENED:

2009

ADDRESS:

1 East 161st St.
 Bronx, NY 10451

PHONE:

(718) 293-4300

ALL-TIME SERIES RESULTS VS. NEW YORK

Year	Home	Road	Total	Year	Home	Road	Total	Year	Home	Road	Total
1997	0-0	1-2	1-2	2005	1-2	2-1	3-3	2013	2-0	2-0	4-0
1998	1-2	0-0	1-2	2006	2-1	1-2	3-3	2014	0-2	2-0	2-2
1999	2-1	1-2	3-3	2007	2-1	1-2	3-3	2015	1-2	1-2	2-4
2000	1-2	1-2	2-4	2008	1-2	3-0	4-2	2016	1-1	1-1	2-2
2001	1-2	1-2	2-4	2009	0-3	1-2	1-5	2017	0-2	0-2	0-4
2002	2-1	1-2	3-3	2010	2-1	1-2	3-3	2018	1-2	2-1	3-3
2003	0-3	0-3	0-6	2011	1-2	1-2	2-4	2019	1-1	1-1	2-2
2004	3-0	1-2	4-2	2012	1-2	0-3	1-5	2020	1-0	2-3	3-3

SERIES RECORDS

Longest Winning Streak, Mets.....6, 5/27/13-5/13/14
 Longest Winning Streak, Yankees.....7, 6/30/02-6/29/03
 Largest Margin of Victory, Mets.....10, 6/9/00 (Mets-12, Yankees-2 at Yankee Stadium)
 Largest Margin of Victory, Yankees.....15, 6/14/09 (Yankees-15, Mets-0 at Yankee Stadium)
 Most Runs Scored, Mets.....15, 6/27/08 (Game One) (Mets-15, Yankees-6 at Yankee Stadium)
 Most Runs Scored, Yankees.....16, 7/2/06 (Yankees-16, Mets-7 at Yankee Stadium)
 Most Runs Scored, Both Teams.....23, 7/2/06 (Yankees-16, Mets-7 at Yankee Stadium)
 Longest Game, Innings.....11, two times, last, 5/20/06 (Yankees-5, Mets-4 at Shea Stadium)
 Shutouts By.....Mets: 7, Yankees: 10

SERIES SWEEPS

Last Two-Game Sweep, Mets.....At Mets: 5/27/13-5/28/13 At Yankees: 5/12/14-5/13/14
 Last Two-Game Sweep, Yankees.....At Mets: 8/16/17-8/17/17. At Yankees: 8/14/17-8/15/17
 Last Three-Game Sweep, Mets.....At Mets: 7/2/04-7/4/04
 Last Three-Game Sweep, Yankees.....At Mets: 6/26/09-6/28/09 At Yankees: 6/8/12-6/10/12
 Last Four Game Sweep, Yankees.....At Yankees: 6/27/03-6/29/03

(Home and Away Doubleheader Included)

THE 108 CLUB

The 1986 Mets are one of only 12 teams in modern (post-1900) baseball history to win as many as 108 games in a season. Here's a listing of the 108 club:

116-36	Cubs, 1906	109-53	Yankees, 1961
116-46	Mariners, 2001	109-53	Orioles, 1969
114-48	Yankees, 1998	108-54	Red Sox, 2018
111-43	Indians, 1954	108-54	METS, 1986
110-42	Pirates, 1909	108-54	Orioles, 1970
110-44	Yankees, 1927	108-54	Reds, 1975

METS WHO PLAYED FOR THE YANKEES (139)

Player	Mets	Yankees	Player	Mets	Yankees
David Aardsma	2013	2012	Phil Linz	1967-1968	1962-1965
Bobby Abreu	2014	2007-2008	Graeme Lloyd	2003	1996-1998
Juan Acevedo	1997	2003	Phil Lombardi	1989	1986-1987
Jack Aker	1974	1969-1972	Terrance Long	1999	2006
Neil Allen	1979-1983	1985, 87-88	Bob MacDonald	1996	1995
Sandy Alomar Sr.	1967	1974-1976	Elliott Maddox	1978-1980	1974-1976
Jason Anderson	2003	2003, 2005	Josias Manzanillo	1993-1995, 1999	1995
Tucker Ashford	1983	1981	Lee Mazzilli	1976-1981, 1986-1989	1982
Luis Avilán	2019	2020	Doc Medich	1977	1972-1975
Luis Ayala	2008	2011	Doug Mientkiewicz	2005	2007
Dellin Betances	2020-	2011-2019	Gustavo Molina	2008	2011
Carlos Beltrán	2005-2011	2014-2016	Dale Murray	1978-1979	1983-1985
Armando Benítez	1999-2003	2003	Xavier Nady	2006	2008
Yogi Berra	1965	1946-1963	C.J. Nitkowski	2001	2004
Angel Berroa	2009	2009	Eduardo Núñez	2020	2010-2013
Daryl Boston	1990-1992	1994	Bob Ojeda	1986-1990	1994
Darren Bragg	2001	2001	John Olerud	1997-1999	2004
Tim Burke	1991-1992	1992	Jesse Orosco	1979, 1981-1987	2003
Ray Burris	1979-1980	1979	John Pacella	1977-1980	1982
Miguel Cairo	2005	2004, 2007	Juan Padilla	2005-2008	2004
John Candelaria	1987	1988-1989	Chan Ho Park	2007	2010
Robinson Canó	2019-	2005-2013	Andy Phillips	2008	2004-2007
Chris Capuano	2011	2014-2015	Lenny Randle	1977-1978	1979
Buddy Carlyle	2014-2015	2011	Willie Randolph	1992	1976-1988
Duke Carmel	1963	1965	Jeff Reardon	1979-1981	1994
Alberto Castillo	1995-1998	2002	Tim Redding	2009	2005
Rick Cerone	1991	1980-1984, 1987, 1990	Hal Reniff	1967	1961-1967
Tony Clark	2003	2004	Royce Ring	2005-2006	2010
Tyler Clippard	2015	2007	Kenny Rogers	1999	1996-1997
Bartolo Colón	2014-2016	2011	Rey Sanchez	2003	1997, 2005
David Cone	1987-1992, 2003	1995-2000	Rafael Santana	1984-1987	1988-1989
Billy Cowan	1965	1969	Don Schulze	1987	1989
Ike Davis	2010-2014	2016	Gary Sheffield	2009	2004-2005
Wilson Delgado	2004	2000	Bill Short	1968	1960
Octavio Dotel	1999	2006	Chasen Shreve	2020	2015-2018
Dock Ellis	1979	1976-77	Charley Smith	1964-1965	1967-1968
Kevin Elster	1986-1992	1994-95	Shane Spencer	2004	1998-2002
Scott Erickson	2004	2006	Roy Staiger	1975-1977	1979
Alvaro Espinoza	1996	1988-91	Mike Stanton	2003-2004	1997-2002, 2005
Kyle Farnsworth	2014	2006-2007	Kelly Stinnett	1994-1995, 2006	2006
Tony Fernandez	1993	1995	Darryl Strawberry	1983-1990	1995-1999
Tim Foli	1970-1971, 1978-1979	1984	Tom Sturdivant	1964	1955-1959
Todd Frazier	2018-2020	2017	Bill Sudakis	1972	1974
Bob Friend	1966	1966	Anthony Swarzak	2018	2016
Karim Garcia	2004	2002-2003	Ron Swoboda	1965-1970	1971-1973
Rob Gardner	1965-1966	1970-1972	Frank Tanana	1993	1993
Paul Gibson	1992-1993	1993-1994, 1996	Tony Tarasco	2002	1999
Jesse Gonder	1963-1965	1960-1961	Walt Terrell	1982-84	1989
Dwight Gooden	1984-1994	1996-1997, 2000	Ralph Terry	1966-1967	1956-1957
Curtis Granderson	2014-2017	2010-2013			1959-1964
Lee Guetterman	1992	1989-1992	Ryan Thompson	1992-1995	2000
Greg A. Harris	1981	1994	Marv Throneberry	1962-1963	1955-1959
LaTroy Hawkins	2013	2008	Dick Tidrow	1984	1974-1979
Adeiny Hechavarría	2019	2018	Mike Torrez	1983-1984	1977
Rickey Henderson	1999-2000	1985-1989	Bubba Trammell	2000	2003
Sean Henn	2013	2005-2007	Raul Valdes	2010	2011
Felix Heredia	2005	2003-2004	Robin Ventura	1999-2001	2002-2003
Orlando Hernandez	2006-2008	1998-2004	José Vizcaino	1994-1996	2000
Keith Hughes	1990	1987	Neil Walker	2016-2017	2018
Ryota Igarashi	2010-2011	2012	Claudell Washington	1980	1986-1988, 1990
Stan Jefferson	1986	1989	Allen Watson	1999	1999-2000
Kelly Johnson	2015	2014	David Weathers	2002-2004	1996-1997
Lance Johnson	1996-1997	2000	Wally Whitehurst	1989-1992	1996
Dave Kingman	1975-1977	1977, 1981-1983	Gerald Williams	2004-2005	1992-1996, 2001-2002
Brandon Knight	2008	2001-2002	Justin Wilson	2019-2020	2015
Aaron Laffey	2013	2011	Gene Woodling	1962	1949-1954
Matt Lawton	2001	2005	Chris Young	2014	2014
Tim Leary	1981, 1983-1984	1990-1992	Eric Young Jr.	2013-2015	2016
Ricky Ledee	2006-2007	1998-2000	Todd Zeile	2000-2001, 2004	2003
Al Leiter	1998-2004	1987-1989, 2005			
Cory Lidle	1997	2006			

METS & YANKEES

METS & YANKEES TRADES

November, 1964	Duke Carmel (OF) drafted by Yankees off Buffalo (AAA) roster.
June 15, 1966	Mets purchase Bob Friend (P) from the Yankees.
June 29, 1967	Mets purchase Hal Reniff (P) from the Yankees.
December 9, 1977	Mets trade Roy Staiger (IF) to Tacoma (AAA) for Sergio Ferrer (IF).
August 20, 1979	Mets purchase Ray Burris (P) from Yankees.
April 1, 1980	Mets trade Marshall Brandt (IF) for cash considerations.
April 18, 1983	Mets trade Steve Ray (P) and a player-to-be-named later (Felix Perdomo, [IF]) to Columbus (AAA) for Tucker Ashford (IF).
December 11, 1987	Mets trade Rafael Santana (IF) and Victor Garcia (P) in exchange for Phil Lombardi (C), Darren Reed (OF) and Steve Frey (P).
July 10, 1989	Mets trade Marcus Lawton (OF) for Scott Nielson (RHP).
June 9, 1992	Mets trade Tim Burke (P) and cash for Lee Guetterman (P).
December 7, 1992	Mets select Mike Draper (P) from Columbus (AAA) in the Rule V Draft.
September 17, 1993	Mets trade Frank Tanana (P) for Kenny Greer (P).
December 7, 2001	Mets trade Robin Ventura (IF) for David Justice (OF).
July 16, 2003	Mets trade Armando Benitez (P) for Jason Anderson (P), Anderson Garcia (P) and Ryan Bicondoa (P).
December 3, 2004	Mets trade Mike Stanton (LHP) for Felix Heredia (LHP).
December 19, 2014	Mets trade Gonzalez Germen (RHP) for cash considerations.
April 10, 2018	Mets trade minor leaguer LJ Mazzilli (INF) for minor leaguer Kendall Coleman (OF).

METS VS. YANKEES

In 2000, the Mets and Yankees faced off in the first Subway World Series since the Yankees defeated the Brooklyn Dodgers in 1956. The Yankees went on to win the series in five games. In 2020, the Mets went 3-3 vs. the Yankees during the regular season and 0-2 during Summer Camp. The Mets and Yankees played two exhibition games (one on July 18 at Citi Field and one on July 19 at Yankee Stadium). It marked the first time the two teams played an exhibition game in New York since April 3-4, 1993. Here is a look at the Mets record in those games.

Overall.....	102-142-2
World Series.....	1-4
Regular Season.....	54-74
Spring Training.....	36-50-1
Summer Camp.....	0-2
Mayor's Trophy.....	8-10-1
Mayor's Challenge.....	2-2
Big Apple Series.....	1-2

DOUBLEHEADER NOTES

The Mets and Yankees have played seven doubleheaders in total and have previously met in a day-night, home-road doubleheader three times. The first historic doubleheader took place on July 8, 2000. Both New York teams played a regularly scheduled day game at Shea Stadium and then a played a night game at Yankee Stadium which was a rescheduled contest from a rainout on June 11. The Yankees won both games by the same 4-2 score. According to Elias, it was the first day-night doubleheader taking place in different venues since September 7, 1903. On that day, the New York Giants played two games against the Brooklyn Superbas (later known as the Dodgers). The first game was played in the morning at Brooklyn's Washington Park with John McGraw's Giants winning, 6-4. Brooklyn won the second game at the Polo Grounds, 3-0. The other day-night, Shea-Yankee Stadium doubleheaders were on June 28, 2003 and June 27, 2008. In 2003, the day game took place at Yankee Stadium with the Yankees winning, 7-1. The night cap was at Shea and the Yankees prevailed, 9-8. In 2008, the final year of both Shea Stadium and Yankee Stadium, the Mets and Yankees played a day-night, cross-borough doubleheader. The Mets won the day game at Yankee Stadium, 15-6, and the Yankees took the night cap, 9-0, at Shea. The Mets and Yankees played two doubleheaders in 2020 (August 28 and August 30) both at Yankee Stadium. Due to game postponements, the Mets were the home team in the second game of each doubleheader. On August 28, in the second game, Amed Rosario hit a pinch-hit, two-run walk-off homer to win the game, 4-3. The last walk-off win in an opponent's ballpark was by the Phillies on May 21, 1906 against the Cardinals at Robison Field, with the Phillies winning 1-0. The last walk-off home run by a visiting player was Ed McKean for St. Louis at the Cleveland Spiders on May 12, 1899 (Elias Sports).

OAKLAND ATHLETICS (AL WEST)

2020 RECORD: 36-24 (1st Place, AL West)

2021 MANAGER: Bob Melvin



2020

OVERALL.....0-0
AT OAKLAND.....0-0
AT NEW YORK.....0-0

OVERALL

OVERALL.....10-6
AT OAKLAND.....2-3
AT NEW YORK.....8-3

POSTSEASON

OVERALL.....3-4



STADIUM:
Oakland Coliseum (35,067)
YEAR OPENED:
1968
ADDRESS:
7000 Coliseum Way
Oakland, CA 94621
PHONE:
(510) 638-4900

ALL-TIME SERIES RESULTS VS. OAKLAND

Year	Home	Road	Total	Year	Home	Road	Total	Year	Home	Road	Total
2005	0-0	1-2	1-2	2011	2-1	0-0	2-1	2017	2-1	0-0	2-1
2007	3-0	0-0	3-0	2014	1-1	1-1	2-2				

SERIES RECORDS

Longest Winning Streak, Mets
4 games, 6/16/05-6/24/07

Longest Winning Streak, A's
2 games, 2x, last - 6/25/14-8/19/14

Longest Game, Innings
13 inn, 6/22/11 (3-2 at New York)

Most Runs Scored, Mets
10, 2x, last - 6/24/14 (10-1 at New York)

Most Runs Scored, A's
8, 6/25/14 (5-8 at New York)

Most Runs Scored, Both Teams
15, 6/16/05 (9-6 at Oakland)

LAST SERIES SWEEP

3-Game Sweep, Mets
at New York:..... 6/22/07-6/24/07
at Oakland:None

SEATTLE MARINERS (AL WEST)

2020 RECORD: 27-33 (3rd Place, AL West)

2021 MANAGER: Scott Servais



2020

OVERALL.....0-0
AT SEATTLE.....0-0
AT NEW YORK.....0-0

OVERALL

OVERALL.....5-10
AT SEATTLE.....3-6
AT NEW YORK.....2-4



STADIUM:
T-Mobile Park (47,476)
YEAR OPENED:
1999
ADDRESS:
1250 First Ave. South
Seattle, WA 98134
PHONE:
(206) 346-4000

ALL-TIME SERIES RESULTS VS. SEATTLE

Year	Home	Road	Total	Year	Home	Road	Total	Year	Home	Road	Total
2003	1-2	0-0	1-2	2008	1-2	0-0	1-2	2017	0-0	1-2	1-2
2005	0-0	0-3	0-3	2014	0-0	2-1	2-1				

SERIES RECORDS

Longest Winning Streak, Mets
3 games, 7/22/14-7/28/17

Longest Winning Streak, Mariners
7 games, 6/8/03-6/24/08

Longest Game, Innings
9 inn, 15x, last, 7/30/17
(1-9 at Seattle)

Most Runs Scored, Mets
8, 6/25/08 (8-2 at New York)

Most Runs Scored, Mariners
13, 6/8/03, G2, (1-13 at New York)

Most Runs Scored, Both Teams
16, 6/19/05 (5-11 at Seattle)

LAST SERIES SWEEP

3-Game Sweep, Mariners
at New York:..... None
at Seattle:6/17/05-6/19/05

TAMPA BAY RAYS (AL EAST)

2020 RECORD: 40-20 (1st Place, AL East) | American League Champions 2021 Manager: Kevin Cash



2020

OVERALL.....1-2
 AT TAMPA BAY0-0
 AT NEW YORK1-2

OVERALL

OVERALL.....14-13
 AT TAMPA BAY7-5
 AT NEW YORK7-8



STADIUM:
 Tropicana Field (31,042)
YEAR OPENED:
 1998
ADDRESS:
 1 Tropicana Dr.
 St. Petersburg, FL 33705
PHONE:
 (727) 825-3137

ALL-TIME SERIES RESULTS VS. TAMPA BAY

Year	Home	Road	Total	Year	Home	Road	Total	Year	Home	Road	Total
1998	2-1	0-0	2-1	2001	0-0	1-2	1-2	2015	0-0	1-2	1-2
1999	0-0	2-1	2-1	2009	1-2	0-0	1-2	2018	1-2	0-0	1-2
2000	2-1	0-0	2-1	2012	0-0	3-0	3-0	2020	1-2	0-0	1-2

SERIES RECORDS

Longest Winning Streak, Mets

4 games, 6/12/12-8/7/15

Longest Winning Streak, Rays

3 games, 6/4/00-6/9/01

Longest Game, Innings

11 inn, 6/9/98 (4-5 at New York)

Most Runs Scored, Mets

11, 6/12/12 (11-2 at Tampa Bay)

Most Runs Scored, Rays

15, 6/4/00 (5-15 at New York)

Most Runs Scored, Both Teams

20, 6/4/00 (5-15 at New York)

LAST SERIES SWEEP

3-Game Sweep, Mets

at New York: None
 at Tampa Bay: 6/12/12-6/14/12

TEXAS RANGERS (AL WEST)

2019 RECORD: 22-38 (5th Place, AL West)

2021 MANAGER: Chris Woodward



2020

OVERALL.....0-0
 AT TEXAS0-0
 AT NEW YORK0-0

OVERALL

OVERALL.....10-6
 AT TEXAS5-3
 AT NEW YORK5-3



STADIUM:
 Globe Life Field (40,000)
YEAR OPENED:
 2020
ADDRESS:
 1000 Ballpark Way
 Arlington, TX 76011
PHONE:
 (817) 273-5222

ALL-TIME SERIES RESULTS VS. TEXAS

Year	Home	Road	Total	Year	Home	Road	Total	Year	Home	Road	Total
2003	0-0	2-1	2-1	2011	0-0	2-1	2-1	2017	1-1	1-1	2-2
2008	2-1	0-0	2-1	2014	2-1	0-0	2-1				

SERIES RECORDS

Longest Winning Streak, Mets

3 games, 2x, last - 6/25/11-7/4/14

Longest Winning Streak, Rangers

1 game, 6x, last - 8/9/17

Longest Game, Innings

9 inn, 16x, last - 8/9/17
 (1-5 vs. Texas)

Most Runs Scored, Mets

14, 6/25/11 (14-5 at Texas)

Most Runs Scored, Rangers

10, 6/6/17 (8-10 at Texas)

Most Runs Scored, Both Teams

19, 6/25/11 (14-5 at Texas)

LAST SERIES SWEEP

None



2020

OVERALL.....	1-2
AT TORONTO.....	0-0
AT NEW YORK.....	0-0
AT BUFFALO.....	1-2

OVERALL

OVERALL.....	20-12
AT TORONTO.....	7-9
AT NEW YORK.....	12-1
AT BUFFALO.....	1-2



STADIUM:
Rogers Centre (49,282)

YEAR OPENED:
1989

ADDRESS:
1 Blue Jays Way
Toronto, ON M5V 1J1

PHONE:
(416) 341-1000

ALL-TIME SERIES RESULTS VS. TORONTO

Year	Home	Road	Total	Year	Home	Road	Total	Year	Home	Road	Total
1997	3-0	0-0	3-0	2001	3-0	0-0	3-0	2018	1-1	1-1	2-2
1998	0-0	1-2	1-2	2006	0-0	2-1	2-1	2020	0-0	1-2	1-2
1999	3-0	0-0	3-0	2012	0-0	1-2	1-2				
2000	0-0	2-1	2-1	2015	2-0	0-2	2-2				

SERIES RECORDS

Longest Winning Streak, Mets.....	6, 7/17/00-6/23/06
Longest Winning Streak, Blue Jays.....	2, five times, last, 9/12/20 - present
Largest Margin of Victory, Mets.....	17, 9/11/20 (Mets-18, Blue Jays-1 at Toronto in Buffalo)
Largest Margin of Victory, Blue Jays.....	11, 5/16/18 (Blue Jays-12, Mets-1 at New York)
Most Runs Scored, Mets.....	18, 9/11/20 (Mets-18, Blue Jays-1 at Toronto in Buffalo)
Most Runs Scored, Blue Jays.....	15, 7/1/98 (Blue Jays-15, Mets-10 at Toronto)
Most Runs Scored, Both Teams.....	25, 7/1/98 (Blue Jays-15, Mets-10 at Toronto)
Longest Game, Innings.....	14 innings, 6/9/99 (Mets-4, Blue Jays-3 at New York)
Shutouts By.....	Mets: 3, Blue Jays: 2

SERIES SWEEPS

Last Two-Game Sweep, Mets.....	At New York: 6/15/15-6/16/15. At Toronto: None
Last Two-Game Sweep, Blue Jays.....	At New York: None. At Toronto: 6/17/15-6/18/15
Last Three-Game Sweep, Mets.....	At New York: 7/15/01-7/17/01. At Toronto: None

BIG INNINGS

The biggest inning in Mets history took place on April 29, 2016 when the Mets scored 12 runs in the third inning vs. San Francisco at Citi Field.

12-Run Inning

April 29, 2016 vs. San Francisco (3rd Inning)

Yoenis Céspedes set a franchise record with six RBI in one inning. He had a two-run single in his first at-bat in the inning and later added a grand slam off Mike Broadway. New York had eight hits in the frame and drew four walks. Michael Conforto had two hits and two RBI in the inning and Asdrúbal Cabrera added a two-run double.

11-Run Inning

July 16, 2006 at Chicago-NL (6th Inning)

The inning started with Chris Woodward flying out to center. The next three batters reached before Cliff Floyd hit the team's first grand slam of the inning, giving New York a 6-5 lead. Six batters later, Carlos Beltrán connected on New York's second slam of the inning. The frame featured eight hits and two Chicago errors. The Mets sent a club-record 16 batters to the plate.

WHEN WAS THE LAST TIME?

No-Hitter

Johan Santana, June 1, 2012 vs. St. Louis (Won, 8-0)

One-Hitter (Complete Game)

Jacob deGrom, July 17, 2016 at Philadelphia (Won, 5-0)

One-Hitter (Combined)

Matt Harvey (9.0), Bobby Parnell (1.0)
May 7, 2013 vs. Chicago-AL (Won, 1-0 in 10)

Two-Hitter (Complete Game)

Noah Syndergaard, September 2, 2018 at San Francisco (Won, 4-1)

Two-Hitter (Combined)

Noah Syndergaard (6.0), Jeury's Familia (1.0), Paul Sewald (1.0), August 22, 2019 vs. Cleveland Won 2-0

Opponent No-Hitter

Max Scherzer, October 3, 2015 vs. Washington (2nd game) Lost, 2-0

Opponent One-Hitter (Complete Game)

Julio Teheran, June 19, 2016 vs. Atlanta (Lost, 6-0)

Opponent One-Hitter (Combined)

Pablo Lopez (7.0), Tayron Guerrero (1.0), Adam Conley (1.0), May 18, 2019 at Miami (Lost, 0-2)

Opponent Two-Hitter (Combined)

Rick Porcello (5.0), Bobby Poyner (1.0), Steven Wright (1.0), Ryan Brasier (1.0), Craig Kimbrel (1.0), September 15, 2018 at Boston (Lost, 3-5)

Opponent Two-Hitter (Complete Game)

Sandy Alcantara, May 19, 2019 at Miami (Lost, 0-3)

Back-to-Back Shutouts (Individual)

Johan Santana, May 26, 2012 vs. San Diego (9-0) & June 1, 2012 vs. St. Louis (8-0)

Back-To-Back Shutouts (Team)

September 29, 2018 vs. Miami (Won, 1-0 in 13)

September 30, 2018 vs. Miami (Won, 1-0)

Mets Were Shut out in Back-to-Back Games

August 25, 2020 (G1) vs. Miami (Lost 4-0, 7 innings)

August 25, 2020 (G2) vs. Miami (Lost 3-0, 7 innings)

Inside-The-Park Home Run

Brandon Nimmo, June 18, 2018 at Colorado (off Tyler Anderson)

Opponent Inside-The-Park Home Run

Andrew Stevenson, September 26, 2020 at Washington off Jacob deGrom

Met Pitcher to Give Up Back-to-Back Home Runs

Jared Hughes, September 18, 2020 vs. Atlanta (Ozzie Albies and Ronald Acuña Jr.)

Met Pitcher To Give Up Three Consecutive Home Runs

Seth Lugo, September 17, 2020 at Philadelphia (Bryce Harper, Alec Bohm and Didi Gregorius)

Three Home Runs In A Game

Robinson Canó, July 23, 2019 vs. San Diego

Opponent Three Home Runs In A Game

Corey Seager, Los Angeles-NL, June 20, 2017 at Los Angeles

Four Home Runs - Team

September 9, 2020 vs. Baltimore, Won, 7-6 (Jeff McNeil, Michael Conforto, Andrés Giménez and Pete Alonso)

Five Home Runs - Team

September 6, 2020 vs. Philadelphia, Won, 14-1 (Pete Alonso-2, Jeff McNeil, Brandon Nimmo and Wilson Ramos)

Six Home Runs - Team

September 12, 2019 vs. Arizona, Won, 11-1 (Juan Lagares-2, Todd Frazier, Robinson Canó, Tomás Nido and Michael Conforto)

Seven Home Runs - Team

April 11, 2017 at Philadelphia, Won 14-4 (Yoenis Céspedes-3, Asdrúbal Cabrera, Lucas Duda-2, Travis d'Arnaud)

Eight Home Runs - Team

August 24, 2015 at Philadelphia, Won, 16-7 (Wilmer Flores-2, David Wright, Juan Lagares, Travis d'Arnaud, Michael Cuddyer, Daniel Murphy, Yoenis Céspedes)

Back-to-Back Home Runs

September 19, 2020 vs. Atlanta, Dominic Smith and Robinson Canó (8th inning) off Shane Greene

Back-to-Back-to-Back Home Runs

Carlos Delgado, David Wright, Paul Lo Duca, June 7, 2007 vs. Philadelphia (6th inning) off Cole Hamels

Three Home Runs In An Inning

August 28, 2020 (G1) at Yankees (6th inning), Won, 6-4, Pete Alonso, Dominic Smith and Jake Marisnick

Grand Slam

Dominic Smith, September 11, 2020 at Toronto (4th inning) off Anthony Kay (in Buffalo)

Opponent Grand Slam

Gary Sanchez, August 30, 2020 at NY Yankees (8th inning) off Drew Smith

Pinch-Hit Home Run

Amed Rosario, August 28, 2020 (G2) at Yankees (7th inning) off Aroldis Chapman (also a walk-off home run)

Pinch-Hit Grand Slam

Kelly Johnson, August 27, 2016 vs. Philadelphia, off Michael Mariot

Home Run Each Side Of The Plate

José Reyes, August 1, 2018 at Washington

Walk-Off Home Run

Pete Alonso, September 3, 2020 vs. Yankees (10th inning) off Albert Abreu

Walk-Off Home Run (Opponent)

Kurt Suzuki, September 3, 2019 at Washington (9th inning) off Edwin Díaz

Walk-Off Grand Slam

José Bautista, July 6, 2018 vs. Tampa Bay off Chaz Roe (Won, 5-1)

Walk-Off Grand Slam (Opponent)

Giancarlo Stanton at Miami, May 13, 2012 off Manny Acosta

Home Run to Lead Off a Game

Brandon Nimmo, August 12, 2020 vs. Washington (off Anibal Sánchez)

Hit For Cycle

Scott Hairston, April 27, 2012 at Colorado

Three Hits - Mets Pitcher

Steven Matz, June 28, 2015 vs. Cincinnati

Four RBI - Mets Pitcher

Noah Syndergaard, May 11, 2016 at Los Angeles-NL

Home Run - Mets Pitcher

Jacob deGrom, August 23, 2019 vs. Atlanta (off Mike Foltynewicz)

Grand Slam - Mets Pitcher

Jack Hamilton vs. St. Louis, May 20, 1967 off Al Jackson

Grand Slam - Opponents Pitcher

Jason Marquis, vs. Chicago-NL, September 22, 2008 off Jonathon Niese

Two Home Runs in a Game- Mets Pitcher

Noah Syndergaard, May 11, 2016, at Los Angeles-NL

Home Run by a Mets Pitcher Back-To-Back Games

Steven Matz, September 13, 2018 vs. Miami & September 18, 2018 at Philadelphia

Stolen Base by a Mets Pitcher

Jacob deGrom, August 4, 2017 vs. Los Angeles-NL

Mets Pitcher, Pinch-Hit

Steven Matz, August 23, 2019 vs. Atlanta (Groundout)

Steal of Home by a Mets Player

Eric Campbell, August 29, 2014 vs. Philadelphia

Opponent Steal of Home

Jon Berti, August 26, 2020 (G2) vs. Miami

Mets Turn Triple Play

August 24, 2014 at Los Angeles-NL, sixth inning (Eric Campbell, Daniel Murphy, Lucas Duda, Travis d'Arnaud), Batter: Matt Kemp

Opponent Turns a Triple Play

June 10, 2010 vs. San Diego (Game Two) (Chase Headley, Lance Zawadzki, Adrian Gonzalez) Batter: Ruben Tejada

Six-Run Inning

July 31, 2020 at Atlanta-5th inning (Lost, 11-10)

Seven-Run Inning

September 6, 2020 vs. Philadelphia-8th inning (Won, 14-1)

Eight-Run Inning

May 10, 2019 vs. Miami-1st inning (Won, 11-2)

Nine-Run Inning

August 15, 2018 at Baltimore-6th inning (Won, 16-5)

10-Run Inning

September 11, 2020 at Toronto (in Buffalo)-4th inning (Won, 18-1)

11-Run Inning

July 16, 2006 at Chicago (NL)-6th inning (Won, 13-7)

12-Run Inning

April 29, 2016 vs. San Francisco-3rd inning (Won, 13-1)

Opponent Six-Run Inning

September 27, 2020 at Washington-3th inning (Lost, 15-5)

Opponent Seven-Run Inning

August 10, 2020 vs. Washington-5th inning (Lost, 16-4)

Opponent Eight-Run Inning

August 26, 2018 vs. Washington-8th inning (Lost, 15-0)

Opponent Nine-Run Inning

May 2, 2010 at Philadelphia-4th inning (Lost, 11-5)

Opponent 10-Run Inning

April 16, 2019 at Philadelphia-1st inning (Lost, 14-3)

Opponent 11-Run Inning

April 27, 2012 at Colorado-5th inning (Lost, 18-9)

40TH ANNIVERSARY TEAM

In 2002, the Mets celebrated their 40th Anniversary by naming the All-Amazin' Team. This legendary group of Mets was voted on by the fans. The team was introduced on August 17, 2002. Below is the roster for the All-Amazin' Team:

Keith Hernandez.....	1B	Tom Seaver.....	RHP
Edgardo Alfonzo.....	2B	Jerry Koosman.....	LHP
Buddy Harrelson.....	SS	Roger McDowell.....	RHP
Howard Johnson.....	3B	John Franco.....	LHP
Mike Piazza.....	C	Ed Kranepool.....	PH
Lenny Dykstra.....	OF	Rusty Staub.....	PH
Darryl Strawberry.....	OF	Gil Hodges.....	Manager
Mookie Wilson.....	OF		

LAST TIME A METS PITCHER...

HOME RUNS

Allowed Four Home Runs

9/17/20, Seth Lugo
Mets 10, Phillies 8 at Philadelphia

Allowed Five Home Runs

5/4/63, Roger Craig
Giants 17, Mets 4 vs. San Francisco

RUNS

Allowed Eight Runs

8/10/20, Steven Matz
Nationals 16, Mets 4 at Citi Field

Allowed Nine Runs

6/11/19-Game 1, Zack Wheeler
Yankees 12, Mets 5 at Yankee Stadium

Allowed 10 Runs

8/28/19, Noah Syndergaard
Cubs 10, Mets 7 at Citi Field

Allowed 11 Runs (Franchise Record)

8/26/62, Craig Anderson
Dodgers 16, Mets 5 at New York,
6/3/67 (G1), Jack Fisher
Giants 11, Mets 2 at San Francisco
8/15/06, Orlando Hernandez
Phillies 11, Mets 4 at Philadelphia

HITS

Allowed 12 Hits

8/13/19, Zack Wheeler
Braves 5, Mets 3 at Atlanta

Allowed 13 Hits

8/18/16, Jacob deGrom
Giants 10, Mets 7 at San Francisco

Allowed 14 Hits

7/24/96, Jason Isringhausen,
Rockies 7, Mets 6 at Colorado

Allowed 15 Hits

5/25/76, Tom Seaver,
Phillies 8, Mets 4 at Philadelphia

SHORTEST START FOR CURRENT METS PITCHERS

Carlos Carrasco, 0.0 IP, 2x, last, 9/17/16, CLE vs. DET
Jacob deGrom, 1.0 IP, 5/13/18 at Philadelphia
Robert Gsellman, 1.2 IP, 2x, last, 9/3/20 vs. NY-AL
Joey Lucchesi, 1.2 IP, 2x, last, 8/1/20, SD at COL
Seth Lugo, 1.1 IP, 9/27/20 at Washington
Corey Oswalt, 2.2 IP, last, 9/15/18 at Boston
David Peterson, 2.0 IP, 9/7/20 vs. Philadelphia
Marcus Stroman, 0.2 IP, 8/15/14 Toronto at Chicago-AL
Noah Syndergaard, 1.0 IP, 9/23/17 vs. Washington
Jordan Yamamoto, 1.1 IP, 8/17/20 Miami vs. Mets
Taijuan Walker, 0.2 IP, 9/3/16, Seattle vs. LAA

LONG RELIEF

5+ Inning Relief Appearances by Mets Since 1990

9/7/20, Erasmo Ramírez, 5.0
Phillies 9, Mets 8 at Citi Field
4/16/19, Drew Gagnon, 5.1
Phillies 14, Mets 3 at Philadelphia
5/19/12, Jeremy Hefner, 5.0
Blue Jays 2, Mets 0 at Toronto
5/20/10, Raul Valdes, 5.0
Mets 10, Nationals 7 at Washington
7/7/06, Darren Oliver, 5.0
Marins 7, Mets 3 at Shea
6/28/03 (G1), Pedro Feliciano, 5.0
Yankees 7, Mets 1 at Yankees
6/14/03, Jeremy Griffiths, 5.0
Angels 13, Mets 3 at Anaheim
6/8/03, Jeremy Griffiths, 5.0
Mariners 13, Mets 1 at Shea
4/22/03, Jae Weong Seo, 5.0
Astros 6, Mets 2 at Shea
4/9/97, Rick Reed, 5.0
Dodgers 3, Mets 2 at Los Angeles (14)
6/18/94, Doug Linton, 5.1
Mets 11, Marlins 3 at Florida
8/1/92 (G2), Tom Filer, 5.2
Cubs 6, Mets 1 at Chicago
8/1/92 (G1), Pete Schourek, 5.0
Mets 3, Cubs 0 at Chicago
6/25/92, Paul Gibson, 5.0
Cubs 9, Mets 2 at Chicago
6/28/91, Pete Schourek, 5.0
Phillies 6, Mets 2 at Philadelphia

Last 6+ Inning Relief Appearance

9/19/01, Dicky Gonzalez, 6.0
Mets 9, Pirates 2 at Shea

Last 7+ Inning Relief Appearance

6/8/13, Shaun Marcum, 8.0
Marlins 2, Mets 1 at New York (20)

ALL-TIME PINCH-HIT HOME RUNS

1962 (9)	Bouchee-2, Coleman-2, Throneberry-2 Hickman, Mantilla, Woodling	1994 (3)	Hundley, Orsulak, McReynolds
1963 (2)	Hicks, Thomas	1995 (5)	C. Jones-3, Hundley, Orsulak
1964 (2)	Elliot, Thomas	1996 (3)	Roberson, Petagine, Baerga
1965 (5)	Swoboda-2, Hickman, Lewis, C. Smith	1997 (11)	M. Franco-3, Huskey-2, Ochoa-2, Gilbert, Everett, McRae, Gilkey
1966 (9)	Hiller-2, Swoboda-2, Hickman, Kranepool, Murphy, Stephenson, Taylor	1998 (4)	M. Franco, Hundley, Piazza, Tatum
1967 (1)	Buchek	1999 (2)	M. Franco, Allensworth
1968 (4)	Charles-3, Shamsky	2000 (7)	Agbayani, Piazza, Pratt, Ventura, Johnson, Hamilton, Trammell
1969 (1)	Dyer	2001 (1)	Perez
1970 (4)	Marshall-2, Clendenon, Swoboda	2002 (6)	Piazza, Wigginton, Valentin, Johnson, Tarasco, Payton
1971 (1)	Marshall	2003 (3)	Clark-2, Cedeno
1972 (0)	None	2004 (6)	Valent-3, Williams, V. Wilson, Zeile
1973 (2)	Boswell-2	2005 (5)	Anderson, Daubach, Offerman, Woodward, Jacobs
1974 (2)	Boswell, Kranepool	2006 (3)	Franco, Marrero, Ledee
1975 (3)	Garrett-2, Grote	2007 (3)	Anderson, Newhan, Easley
1976 (4)	Ayala, Baldwin, Boisclair, Mazzilli	2008 (4)	Anderson, Chavez, Easley, Murphy
1977 (4)	Boisclair, Hodges, Kranepool, Torre	2009 (5)	Tatis-2, Sheffield, Santos, Murphy
1978 (6)	Henderson-3, Kranepool-3	2010 (3)	Tatis, Hessman, Carter
1979 (1)	Norman	2011 (8)	Hairston-3, Evans, Duda, Martinez, Murphy, Pascucci
1980 (4)	Norman-2, Henderson, Moreno	2012 (10)	Valdespin-5, Hairston-3, Cedeno-2
1981 (2)	Cubbage, Jorgensen	2013 (4)	Brown-2, Valdespin, Satin
1982 (3)	Jorgensen, Rajsich, Staub	2014 (3)	Davis, Duda, C. Young
1983 (12)	Heep-4, Staub-3, Bradley-2, Foster, Jorgensen, Kingman	2015 (4)	Lagares, Nieuwenhuis, Johnson, Uribe
1984 (2)	Hodges, Staub	2016 (13)	Johnson (4), De Aza (2), Céspedes, Lagares, Rene Rivera, Granderson, Cabrera, Flores, Bruce
1985 (4)	Christensen, Hernandez, Johnson, Staub	2017 (6)	Flores-2, T. Rivera, Granderson, Cabrera, Smith
1986 (2)	Teufel-2	2018 (7)	Flores-2, Nimmo-2, Mesoraco-2, Cabrera
1987 (7)	Magadan-2, Mazzilli-2, Lyons, Teufel, Strawberry	2019 (9)	D. Smith-2, Alonso, J.D. Davis, R. Davis, Altherr, Hechavarría, McNeil, Guillorme
1988 (1)	Johnson	2020 (1)	Rosario
1989 (5)	Carreon-4, Mazzilli		
1990 (4)	Teufel-2, Carreon, O'Malley		
1991 (8)	Carreon-3, Sasser-2, Hundley, Jefferies, McReynolds		
1992 (4)	Boston-3, Pecota		
1993 (2)	Walker, McKnight		

ALL-TIME PINCH-HIT HOME RUN LEADERS

Mark Carreon	8	Matt Franco	5
Ed Kranepool	6	Ron Swoboda	5
Rusty Staub	6	Tim Teufel	5
Scott Hairston	6	Danny Heep	4
Jordany Valdespin	6	Steve Henderson	4
Wilmer Flores	5	Todd Hundley	4
Kelly Johnson	5	Lee Mazzilli	4

ALL-TIME GRAND SLAMS

1962 (2)	Kanehl, Thomas	1995 (4)	Hundley-2 (1)*, Everett, Brogna
1963 (4)	Hickman-2, Harkness, Willey	1996 (0)	None
1964 (2)	Christopher, Hickman	1997 (6)	Everett-2, Hundley, Alfonzo, McRae, Olerud
1965 (0)	None	1998 (1)	Piazza
1966 (2)	Bressoud, B. Taylor*	1999 (8)	Ventura-3, Olerud-2, Ordonez, McRae, Hamilton
1967 (2)	T. Davis, Hamilton	2000 (8)	Piazza-3, Agbayani*, Payton*, Pratt, Ventura, Zeile
1968 (1)	Shamsky	2001 (1)	Ventura
1969 (2)	C. Jones, Swoboda	2002 (2)	Piazza-2
1970 (2)	D. Marshall, Swoboda	2003 (3)	Floyd, Reyes, Burnitz
1971 (3)	Agee, Boswell, D. Marshall	2004 (1)	Floyd
1972 (2)	Agee, Staub	2005 (4)	Wright-2, Mientkiewicz, Floyd
1973 (5)	Milner-2, Staub-2, Grote	2006 (10)	Beltrán-3, Valentin-2, Wright-2, Floyd, Reyes, Delgado
1974 (0)	None	2007 (0)	None
1975 (2)	Kingman, Staub	2008 (4)	Delgado-2, Beltrán, Church
1976 (3)	Milner-3	2009 (4)	Tatis-2, Santos, Pagan
1977 (2)	Henderson, Stearns	2010 (0)	None
1978 (2)	Henderson*, Mazzilli	2011 (3)	Bay-2, Beltrán
1979 (0)	None	2012 (4)	Bay, Hairston, Davis, Nickeas
1980 (1)	Jorgensen	2013 (4)	Cowgill, Buck, Valdespin, Byrd
1981 (2)	Kingman-2	2014 (3)	Davis*, Flores, Teagarden
1982 (1)	Hodges	2015 (3)	Flores, Céspedes, Duda
1983 (2)	Foster-2	2016 (7)	Céspedes (2), Granderson, Ruggiano, Flores, Johnson, Cabrera
1984 (1)	Chapman	2017 (4)	Bruce, Céspedes, Granderson, Flores
1985 (6)	Carter-2, Strawberry-2, Foster, Johnson	2018 (8)	Bruce-2, J. Bautista-2, Céspedes, González, Frazier, Plawecki
1986 (4)	Foster, Teufel*, Carter, Strawberry	2019 (6)	Rosario-2, Conforto, Frazier, Lagares, Ramos
1987 (7)	Johnson-2, Teufel, Dykstra, Lyons, Hernandez, Carter	2020 (2)	Nido, Smith
1988 (3)	McReynolds-2, Hernandez		*pinch-hit
1989 (1)	McReynolds		
1990 (5)	McReynolds, Marshall, Johnson Sasser, Strawberry		
1991 (4)	Boston, Brooks, Johnson, McReynolds		
1992 (3)	Murray-2, Bonilla		
1993 (4)	Gallagher, Hundley, Burnitz, Kent		
1994 (3)	Thompson, Orsulak*, Kent		

ALL-TIME GRAND SLAM LEADERS

Mike Piazza	6
Yoenis Céspedes	5
Howard Johnson	5
Kevin McReynolds	5
John Milner	5
Robin Ventura	5
Carlos Beltran	5

David Wright	4
Wilmer Flores	4
Darryl Strawberry	4
Todd Hundley	4
Gary Carter	4
Cliff Floyd	4
George Foster	4

BEST/WORST HOMESTAND/ROAD TRIPS

BEST HOMESTANDS (minimum 7 games)

Dates	Opponents	W-L	Pct.
4/13/15-4/23/15	Philadelphia, Atlanta, Miami	10-0	1.000
4/19/10-4/28/10	Chicago - NL, Atlanta, Los Angeles - NL	9-1	.900
9/12/88-9/22/88	Pittsburgh, Chicago - NL, Montreal, Philadelphia	9-1	.900
8/16/69-8/24/69	San Diego, San Francisco, Los Angeles - NL	9-1	.900
8/18/06-8/28/06	Colorado, St. Louis, Philadelphia	8-1	.889
7/25/00-8/2/00	Montreal, St. Louis, Cincinnati	8-1	.889
9/5/69-9/11/69	Philadelphia, Chicago - NL, Montreal	8-1	.889
5/27/69-6/4/69	San Diego, San Francisco, Los Angeles - NL	7-1	.875
8/5/19-8/11/19	Miami, Washington	6-1	.857
5/20/19-5/26/19	Washington, Detroit	6-1	.857
5/19/98-5/24/98	Cincinnati, Milwaukee	6-1	.857
6/19/97-6/25/97	Pittsburgh, Atlanta	6-1	.857
6/9/86-6/15/86	Philadelphia, Pittsburgh	6-1	.857
8/9/85-8/15/85	Chicago - NL, Philadelphia	6-1	.857
6/28/76-7/4/76	St. Louis, Chicago - NL	6-1	.857
8/26/74-9/1/74	Houston, Atlanta	6-1	.857
9/19/73-9/26/73	Pittsburgh, Montreal	6-1	.857

WORST HOMESTANDS (minimum 7 games)

Dates	Opponents	W-L	Pct.
9/18/79-9/23/79	Chicago - NL, Montreal, St. Louis	0-9	.000
5/30/62-6/6/62	Los Angeles - NL, San Francisco	0-7	.000
8/3/65-8/8/65	Pittsburgh, Chicago - NL	0-7	.000
6/8/65-6/13/65	San Francisco, Los Angeles - NL	0-7	.000
8/23/04-9/2/04	San Diego, Los Angeles - NL, Florida	1-10	.091
5/31/18-6/10/18	Chicago-NL, Baltimore, New York-AL	1-8	.111
9/8/11-9/15/11	Atlanta, Chicago (NL), Washington	1-8	.111
8/20/79-8/29/79	Houston, Cincinnati, Atlanta	1-8	.111
6/19/64-6/25/64	Philadelphia, Pittsburgh	1-7	.125
5/28/76-6/3/76	St. Louis, Pittsburgh, Chicago - NL	1-7	.125
4/18/17-4/27/17	Philadelphia, Washington, Atlanta	1-7	.125

BEST ROAD TRIPS (minimum 7 games)

Dates	Opponents	W-L	Pct.
7/1/91-7/7/91	Montreal, Philadelphia	7-0	1.000
7/4/85-7/14/85	Atlanta, Cincinnati, Houston	10-1	.909
6/5/06-6/15/06	Los Angeles - NL, Arizona, Philadelphia	9-1	.900
9/3/01-9/19/01	Philadelphia, Florida, Pittsburgh	9-1	.900
4/24/86-5/4/86	St. Louis, Atlanta, Cincinnati	9-1	.900
8/18/15-8/27/15	Baltimore, Colorado, Philadelphia	8-1	.889
8/18/86-8/27/86	Los Angeles - NL, San Francisco, San Diego	8-1	.889
4/22/88-5/1/88	St. Louis, Atlanta, Cincinnati	7-1	.875
9/24/79-9/30/79	Chicago - NL, St. Louis	7-1	.875
9/6/76-9/14/76	Chicago - NL, St. Louis, Pittsburgh	7-1	.875
8/12/08-8/18/08	Washington, Pittsburgh	6-1	.857
6/4/84-6/10/84	Pittsburgh, Montreal	6-1	.857
9/12/69-9/18/69	Pittsburgh, Chicago, Atlanta	6-1	.857

WORST ROAD TRIPS (minimum 7 games)

Dates	Opponents	W-L	Pct.
8/9/91-8/18/91	Chicago - NL, St. Louis, Pittsburgh	0-10	.000
8/7/82-8/24/82	Cincinnati, Atlanta, Houston	0-9	.000
8/24/77-8/31/77	Cincinnati, Atlanta, Houston	0-7	.000
6/28/63-7/4/63	Pittsburgh, Chicago-NL	0-7	.000
8/29/80-9/9/80	San Francisco, Los Angeles-NL, San Diego, Montreal	1-11	.083
6/30/77-7/7/77	Montreal, Philadelphia	1-8	.111
7/19/63-8/4/63	Philadelphia, San Francisco, Houston, LA, Milwaukee	2-14	.125
6/17/15-6/25/15	Toronto, Atlanta, Milwaukee	1-7	.125
5/20/77-5/29/77	Cincinnati, Pittsburgh, Philadelphia	1-7	.125
7/15/65-7/21/65	St. Louis, Milwaukee, Pittsburgh	1-7	.125

METS FIELDING RECORDS

TRIPLE PLAYS

The Mets have turned 11 triple plays (all listed below) in team history. New York has hit into 10 triple plays in its history. The most recent occurred on June 10, 2010 vs. San Diego (Game Two) when Rubén Tejada grounded out to third baseman Chase Headley who stepped on third and threw to second baseman Lance Zawadzki, who stepped on second and threw to first baseman Adrián González.

May 30, 1962 vs. Los Angeles (NL) (G2)

Chacon (ss)-Mantilla (2b)-Hodges (1b)
Batter: Willie Davis

May 31, 1964 vs. San Francisco (G2)

McMillan (ss)-Kranepool (1b)
Batter: Orlando Cepeda

April 15, 1965 vs. Houston

Lewis (rf)-Cannizzaro (c)-McMillan (ss)
Batter: Jimmy Wynn

September 28, 1966 vs. Chicago (NL)

Bressoud (3b)-Hiller (2b)-Hickman (1b)
Batter: Joe Amalfitano

August 3, 1982 at Chicago (NL)

Bailor (ss)-Backman (2b)-Kingman (1b)
Batter: Larry Bowa

September 29, 1982 vs. Chicago (NL)

Giles (2b)-Staub (1b)
Batter: Keith Moreland

June 6, 1989 at Chicago (NL)

Magadan (1b)-Elster (ss)
Batter: Vance Law

August 5, 1998 vs. San Francisco

Olerud (1b)-Ordoñez (ss)-Olerud (1b)-Pratt (c)
Batter: J.T. Snow

May 17, 2002 at San Diego

Alfonzo (3b)-Alomar (2b)-Vaughn (1b).
Batter: Wiki Gonzalez

May 19, 2010 at Washington

Pagan (cf)-Blanco (c)-Reyes (ss)-Davis (1b).
Batter: Cristian Guzman

August 24, 2014 at Los Angeles-NL

Campbell (3b)-Murphy (2b)-Duda (1b)-d'Arnaud (c)
Batter: Matt Kemp

FIELDING BESTS

Below is the highest fielding percentage by position for a season, minimum 100 games.

Pos	Player	Year	G	PO	A	E	Pct.
1B	Dave Magadan	1990	113	830	71	2	.998
	Ed Kranepool	1971	108	786	61	2	.998
	Rico Brogna	1995	131	1112	93	3	.998
2B	Ken Boswell	1970	101	204	244	2	.996
	Rey Ordoñez	1999	154	220	416	4	.994
3B	Robin Ventura	1999	160	123	320	9	.980
OF	Lenny Dykstra	1988	112	270	3	1	.996
C	Mike Piazza	2000	124	862	38	3	.997
	Mike Piazza	2005	101	617	40	2	.997
P	Tom Glavine	2005	33	12	43	0	1.000

(Pitchers based on most chances accepted)



POSTSEASON

1969 LEAGUE CHAMPIONSHIP SERIES

ATLANTA



ATLANTA BRAVES vs. NEW YORK METS METS WON SERIES, 3-0




In the club's first ever trip to the postseason, the Mets swept the best-of-five series vs. Atlanta, three games to none.

In Game 1, trailing, 5-4, in the top of the eighth, New York rallied for five runs and a 9-5 win. Tom Seaver struggled, allowing five runs in 7.0 innings, but earned the victory.


In Game 2, two-run home runs by Tommie Agee, Ken Boswell and Cleon Jones lifted the Mets to an 11-6 win.

In front of 54,195 fans at Shea, New York advanced to the World Series with a 7-4 victory in Game 3. The lead changed hands three times before Wayne Garrett's two-run home run in the bottom of the fifth put the Mets ahead, 5-4. Nolan Ryan hurled 7.0 innings to pick up the win and complete the sweep.

Boswell hit .333 with two home runs and five RBI, while Agee batted .357 with two home runs and four RBI. Hank Aaron cracked a home run in each game and drove in seven runs for the Braves.



A jubilant Mets clubhouse celebrates after the World Series victory.



Nolan Ryan tossed 7.0 innings in Game 3 to help the Mets finish off the sweep.

NY **SERIES STATISTICS** A

PLAYER	AVG	G	AB	H	2B	3B	HR	RBI
Agee, of	.357	3	14	5	1	0	2	4
Boswell, 2b	.333	3	12	4	0	0	2	5
Garrett, 3b	.385	3	13	5	2	0	1	3
Gaspar, of	.000	3	0	0	0	0	0	0
Gentry, p	.000	1	0	0	0	0	0	0
Grote, c	.167	3	12	2	1	0	0	1
Harrelson, ss	.182	3	11	2	1	1	0	3
Jones, of	.429	3	14	6	2	0	1	4
Koosman, p	.000	1	2	0	0	0	0	0
Kranepool, 1b	.250	3	12	3	1	0	0	1
Martin, ph	.500	2	2	1	0	0	0	2
Ryan, p	.500	1	4	2	0	0	0	0
Seaver, p	.000	1	3	0	0	0	0	0
Shamsky, of	.538	3	13	7	0	0	0	1
Weis, 2b	.000	3	1	0	0	0	0	0
TOTALS	.327		113	37	8	1	6	24

PITCHER	W-L	ERA	G	SV	IP	ER	SO
Gentry	0-0	9.00	1	0	2.0	2	1
Koosman	0-0	11.57	1	0	4.2	6	5
McGraw	0-0	0.00	1	1	3.0	0	1
Ryan	1-0	2.57	1	0	7.0	2	7
Seaver	1-0	6.43	1	0	7.0	5	2
Taylor	1-0	0.00	2	1	3.1	0	4
TOTALS	3-0	5.00		2	27.0	15	20

POSTSEASON

GAME 1
SATURDAY, OCTOBER 4

METS	0	2	0	0	5	0	—	9	10	1
BRAVES	0	1	2	0	1	0	—	5	10	2

WP: Seaver (1-0), LP: Niekro (0-1). SV: Taylor (1)
 E-Boswell, Cepeda, Gonzalez. DP-New York-0; Atlanta-2.
 2B-Carty, Millan, Gonzalez, H. Aaron, Garrett, Lum. 3B-Harrelson.
 HR-Gonzalez (1), H. Aaron (1). SB-Cepeda (1), Jones (1). SF-Boyer.
 Time-2:37. Attendance-50,122.

GAME 3
MONDAY, OCTOBER 6

BRAVES	2	0	0	0	0	0	—	4	8	1
METS	0	0	1	2	3	1	—	0	0	0

WP: Ryan (1-0), LP: Jarvis (0-1). SV: None
 E-Millan. DP-Atlanta-1; New York-0. 2B-Cepeda, Agee, H. Aaron,
 Kranepool, Jones, Grote. HR-H. Aaron (3), Agee (2), Boswell (2),
 Cepeda (1), Garrett (1). S-Harrelson.
 Time-2:24. Attendance-54,195.

GAME 2
SUNDAY, OCTOBER 5

METS	1	3	2	1	0	0	—	11	13	1
BRAVES	0	0	0	1	5	0	—	6	9	3

WP: Taylor (1-0), LP: Reed (0-1). SV: McGraw (1)
 E-Harrelson, Cepeda, Boyer, Gonzalez. DP-New York-2;
 Atlanta-0. 2B-Harrelson, Garrett, Jones, Cepeda, Carty. HR-Agee
 (1), H. Aaron (1), Jones (1), Boswell (1).
 SB-Garrett (1), Agee 2(2), Jones (2).
 Time-3:10. Attendance-50,270.



The Mets line up for the national anthem prior to their first World Series home game in franchise history.

1969 WORLD SERIES



BALTIMORE ORIOLES vs. NEW YORK METS

METS WON SERIES, 4-1



The New York Mets entered the 1969 World Series as heavy underdogs against Baltimore. After falling in Game 1, the Amazins' rattled off four straight wins to earn their first championship, just eight years after the franchise was born.

In Game 1, Baltimore's leadoff batter Don Buford smacked a home run off Tom Seaver. Mike Cuellar and the Orioles went on to a 4-1 triumph.

In Game 2, Jerry Koosman tossed 6.0 no-hit innings before Paul Blair singled to lead off the seventh. With the game tied, 1-1, in the ninth, Ed Charles, Jerry Grote and Al Weis strung together consecutive two-out singles to give New York a 2-1 lead. Koosman retired the first two batters in the ninth, before walking the next two. Ron Taylor got the final out, retiring Brooks Robinson to even the series at one game.

A raucous Shea crowd of 56,335 watched the Mets shut out Baltimore, 5-0 in Game 3. Tommie Agee hit a leadoff home run off Jim Palmer, the only leadoff home run the Hall of Famer would ever allow, to put the Mets on the board early. In the fourth, the Orioles threatened, with runners at the corners and two outs, when Agee made a running, backhanded catch at the warning track in left-center to rob Elrod Hendricks. In the seventh, Baltimore loaded the bases with two outs and Blair laced a high drive to right-center. Agee, running full tilt, caught the ball sprawling on the warning track. Agee had made two of the greatest World Series catches ever, just three innings apart.

In Game 4, Seaver out-dueled Cuellar in a thrilling 10-inning, 2-1, victory. Donn Clendenon belted a solo home run in the second to give the Mets a 1-0 lead, which would hold up until the ninth. The Orioles put runners at first and third with one out, Brooks Robinson laced a sinking line drive to right-center. Ron Swoboda made a full length, diving catch. The tying run scored, but the brilliant catch prevented further damage. In the bottom of the 10th, with runners at first and second and nobody out, J.C. Martin pinch-hit for Seaver. Martin dropped a bunt down and Orioles' pitcher Pete Richert fielded the ball, but his throw hit Martin and the ball caromed into rightfield allowing Rod Gaspar to score from second. The Mets were one win away from their first title, while Baltimore argued that Martin was outside the basepath.

The unthinkable occurred on October 16, 1969 at Shea. Behind a 5-3 victory, New York's lovable losers were champions. The Orioles led 3-0 early, but home runs by Clendenon and Weis tied the game. In the eighth, Swoboda gave the Mets the lead with an RBI double. Koosman induced future Mets Manager Davey Johnson to fly out to Cleon Jones in leftfield for the final out. Clendenon (Sport Magazine) and Weis (BBWAA) were the Series MVPs.



NY		SERIES STATISTICS										OR
PLAYER	AVG	G	AB	H	2B	3B	HR	RBI				
Agee, of	.167	5	18	3	0	0	1	1				
Boswell, 2b	.333	1	3	1	0	0	0	0				
Charles, 3b	.133	4	15	2	1	0	0	0				
Clendenon, 1b	.357	4	14	5	1	0	3	4				
Dyer, ph	.000	1	1	0	0	0	0	0				
Garrett, 3b	.000	2	1	0	0	0	0	0				
Gaspar, of	.000	3	2	0	0	0	0	0				
Gentry, p	.333	1	3	1	1	0	0	2				
Grote, c	.211	5	19	4	2	0	0	1				
Harrelson, ss	.176	5	17	3	0	0	0	0				
Jones, of	.158	5	19	3	1	0	0	0				
Koosman, p	.143	2	7	1	0	0	0	0				
Kranepool, 1b	.250	1	4	1	0	0	1	1				
Martin, ph	.000	1	0	0	0	0	0	0				
Seaver, p	.000	2	4	0	0	0	0	0				
Shamsky, of	.000	3	6	0	0	0	0	0				
Swoboda, of	.400	4	15	6	1	0	1	1				
Weis, 2b	.455	5	11	5	0	0	1	3				
TOTALS	.220		159	35	8	0	6	13				
PITCHER	W-L	ERA	G	SV	IP	ER	SO					
Cardwell	0-0	0.00	1	0	1.0	0	0					
Gentry	1-0	0.00	1	0	6.2	0	4					
Koosman	2-0	2.04	2	0	17.2	4	9					
Ryan	0-0	0.00	1	1	2.1	0	3					
Seaver	1-1	3.00	2	0	15.0	5	9					
Taylor	0-0	0.00	2	1	2.1	0	3					
TOTALS	4-1	1.80		2	45.0	9	28					

POSTSEASON

GAME 1
SATURDAY, OCTOBER 11

METS	000	000	100	—	1	6	1
ORIOLES	100	300	00X	—	4	6	0

WP: Cuellar (1-0), LP: Seaver (0-1), SV: None

E-Weis. DP-New York-0; Baltimore-1. 2B-Clendenon, Buford. HR-Buford (1). SF-Weis.

Time-2:13. Attendance-50,429.

GAME 2
SUNDAY, OCTOBER 12

METS	000	100	001	—	2	6	0
ORIOLES	000	000	100	—	1	2	0

WP: Koosman (1-0), LP: McNally (0-1), SV: Taylor (1)

2B-Charles. HR-Clendenon (1), SB-Blair (1).

Time-2:20. Attendance-50,850.

GAME 3
TUESDAY, OCTOBER 14

ORIOLES	000	000	000	—	0	4	1
METS	120	001	01X	—	5	6	0

WP: Gentry (1-0), LP: Palmer (0-1), SV: Ryan (1)

E-Palmer. 2B-Gentry, Grote. HR-Agee (1), Kranepool (1), S-Garrett.

Time-2:23. Attendance-56,335.

GAME 4
WEDNESDAY, OCTOBER 15

ORIOLES	000	000	001	0—	1	6	1
METS	010	000	000	1—	2	10	1

WP: Seaver (1-1), LP: Hall (0-1), SV: None

E-Richert, Garrett. DP-Baltimore-3; New York-0. 2B-Grote. HR-Clendenon (2). S-Martin. SF-B. Robinson.

Time-2:33. Attendance-57,367.



A jubilant Jerry Koosman leaps into the arms of catcher Jerry Grote after the final out of the 1969 World Series in Game 5 vs. Baltimore.

GAME 5
THURSDAY, OCTOBER 16

ORIOLES	003	000	000	—	3	5	2
METS	000	002	12X	—	5	7	0

WP: Koosman (2-0), LP: Watt (0-1), SV: None

E-Powell, Watt. 2B-Koosman, Jones, Swoboda. HR-McNally (1), F. Robinson (1), Clendenon (3), Weis (1). SB-Agee (1).

Time-2:14. Attendance-57,397.



Mets fans celebrate on the field at Shea Stadium after the final out of the 1969 World Series.

1973 LEAGUE CHAMPIONSHIP SERIES



CINCINNATI REDS vs. NEW YORK METS

METS WON SERIES, 3-2



Bud Harrelson and Pete Rose start a bench-clearing brawl in Game 3 of the 1973 NLCS.

New York captured its second pennant in five years with a thrilling five-game series win over Cincinnati.

In Game 1, Pete Rose and Johnny Bench each belted home runs to upend Tom Seaver and the Mets, 2-1. Seaver allowed six hits and fanned a NLCS record 13 batters in the losing effort.

Jon Matlack was brilliant in Game 2, tossing a two-hitter to win, 5-0. Rusty Staub's home run in the fourth was the only run of the game until New York plated four in the ninth, two scoring on Jerry Grote's single.

The Mets scored nine runs in the first four innings en route to a 9-2 victory at Shea in Game 3. Staub cracked a solo home run in the first and a three-run shot in the second. The game featured an infamous fight between Pete Rose and Buddy Harrelson after Rose slid hard into second base attempting to break up a double play. After the bench-clearing brawl, Jerry Koosman continued to dominate the Reds.

Rose got his revenge with a 12th inning home run in Game 4 to give the Reds a 2-1 victory and send the series to a fifth and deciding game.

Ed Kranepool gave New York a 2-0 lead in the first with a two-run single in Game 5 in front of 50,323 fans at Shea. After Cincinnati tied the game 2-2 in the top of the fifth, the Mets exploded for four runs in the bottom of that frame. Cleon Jones, Willie Mays, Don Hahn and Harrelson each collected an RBI. Seaver and Tug McGraw held the Reds at bay as New York advanced to face Oakland in the World Series.

SERIES STATISTICS

PLAYER	AVG	G	AB	H	2B	3B	HR	RBI
Boswell, ph	.000	1	1	0	0	0	0	0
Garrett, 3b	.087	5	23	2	1	0	0	1
Grote, c	.211	5	19	4	0	0	0	2
Hahn, of	.235	5	17	4	0	0	0	1
Harrelson, ss	.167	5	18	3	0	0	0	2
Jones, of	.300	5	20	6	2	0	0	3
Koosman, p	.500	1	4	2	0	0	0	1
Kranepool, of	.500	1	2	1	0	0	0	2
Matlack, p	.000	1	2	0	0	0	0	0
Mays, of	.333	1	3	1	0	0	0	1
McGraw, p	.000	2	1	0	0	0	0	0
Millan, 2b	.316	5	19	6	0	0	0	2
Milner, 1b	.176	5	17	3	0	0	0	1
Seaver, p	.333	2	6	2	2	0	0	1
Staub, of	.200	4	15	3	0	0	3	5
Stone, p	.000	1	1	0	0	0	0	0
TOTALS	.220	168	37	5	0	3	22	

PITCHER	W-L	ERA	G	SV	IP	ER	SO
Koosman	1-0	2.00	1	0	9.0	2	9
Matlack	1-0	0.00	1	0	9.0	0	9
McGraw	0-0	0.00	2	1	5.0	0	3
Parker	0-1	9.00	1	0	1.0	1	0
Seaver	1-1	1.62	2	0	16.2	3	17
Stone	0-0	1.35	1	0	6.2	1	4
TOTALS	3-2	1.33	1	47.1	7	42	



Rusty Staub hit three of his four postseason home runs in the NLCS to help the Mets advance to the World Series.

POSTSEASON

GAME 1
SATURDAY, OCTOBER 6

METS	0	1	0	0	0	0	0	0	0	—	1	3	0
REDS	0	0	0	0	0	0	1	1	—	2	6	0	

WP: Borbon (1-0), LP: Seaver (0-1), SV: None
 DP-New York-0; Cincinnati-1. 2B-Seaver, Bench, Driessen.
 HR-Rose (1), Bench (1), S-Millan, Billingham.
 Time-2:00. Attendance-53,431.

GAME 2
SUNDAY, OCTOBER 7

METS	0	0	0	1	0	0	0	4	—	5	7	0
REDS	0	0	0	0	0	0	0	0	—	0	2	0

WP: Matlack (1-0), LP: Gullett (0-1), SV: None
 DP-New York-0; Cincinnati-1. HR-Staub (1), S-Gullett, Matlack.
 Time-2:19. Attendance-54,041.

GAME 3
MONDAY, OCTOBER 8

REDS	0	0	2	0	0	0	0	0	—	2	8	1
METS	1	5	1	2	0	0	0	X	—	9	11	1

WP: Koosman (1-0), LP: Grimsley (0-1), SV: None
 E-Kosco, Garrett. DP-Cincinnati-0; New York-1. 2B-Jones, Bench.
 HR-Staub-2 (3), Menke (1), SF-Garrett.
 Time-2:48. Attendance-53,967.

GAME 4
TUESDAY, OCTOBER 9

REDS	0	0	0	0	0	0	1	0	0	0	1	—	2	8	0
METS	0	0	1	0	0	0	0	0	—	1	3	1			

WP: Carroll (1-0), LP: Parker (0-1), SV: Borbon (1)
 E-McGraw. DP-Cincinnati-1; New York-2. HR-Perez (1), Rose (2).
 S-Morgan.
 Time-3:07. Attendance-50,786.


GAME 5
WEDNESDAY, OCTOBER 10

REDS	0	0	1	0	1	0	0	0	—	2	7	1	
METS	2	0	0	0	4	1	0	0	X	—	7	13	1

WP: Seaver (1-1), LP: Billingham (0-1), SV: McGraw (1)
 E-Jones, Driessen. 2B-Morgan, Griffey, Rose, Garrett, Jones,
 Seaver. S-Millan. SF-Driessen.
 Time-2:40. Attendance-50,323.



1973 Mets World Series press pin



Tom Seaver struck out an NLCS record 13 batters in Game 1 and came back in Game 5 to earn the win in the clincher.

1973 WORLD SERIES



OAKLAND A's vs. NEW YORK METS METS LOST SERIES, 4-3



New York lost its first ever postseason series, falling in a seven-game set to the Oakland Athletics.

In Game 1, the A's nipped the Mets, 2-1, despite managing just four hits off Jon Matlack and Tug McGraw. Second baseman Felix Millan's error in the third inning proved costly as Oakland's only two runs of the game would score in that inning.

New York evened the series with a 10-7, 12-inning victory in Game 2. Oakland scored two runs in the ninth to tie the game, 6-6, to force extra innings. Willie Mays singled home Bud Harrelson with the go-ahead run in the 12th, which would prove to be Mays' last hit in the majors.

The World Series returned to Shea and Wayne Garrett cracked a solo home run as the Mets jumped on top, 2-0 in the first inning of Game 3. Once again, Oakland rallied to tie the game in the eighth and scored in the 11th for a 3-2 victory.

The Mets tied the series at two games apiece with a 6-1 triumph in Game 4. Rusty Staub drove in five runs, with a three-run home run in the first and a two-run single in the fourth. Matlack allowed three hits in 8.0 innings to pick up the win.



Tug McGraw reacts after saving the Mets 2-0 Game 5 win.

SERIES STATISTICS

PLAYER	AVG	G	AB	H	2B	3B	HR	RBI
Beauchamp, ph	.000	4	4	0	0	0	0	0
Boswell, ph	1.000	3	3	3	0	0	0	0
Garrett, 3b	.167	7	30	5	0	0	2	2
Grote, c	.267	7	30	8	0	0	0	0
Hahn, of	.241	7	29	7	1	1	0	2
Harrelson, ss	.250	7	24	6	1	0	0	1
Hodges, ph	.000	1	0	0	0	0	0	0
Jones, of	.286	7	28	8	2	0	1	1
Koosman, p	.000	2	4	0	0	0	0	0
Kranepool, ph	.000	4	3	0	0	0	0	0
Martinez, pr	.000	2	0	0	0	0	0	0
Matlack, p	.250	3	4	1	0	0	0	0
Mays, of	.286	3	7	2	0	0	0	1
McGraw, p	.333	5	3	1	0	0	0	0
Millan, 2b	.188	7	32	6	1	1	0	1
Milner, 1b	.296	7	27	8	0	0	0	2
Seaver, p	.000	2	5	0	0	0	0	0
Staub, p	.423	7	26	11	2	0	1	6
Theodore, of	.000	2	2	0	0	0	0	0
TOTALS	.253	261	66	7	2	4	16	

PITCHER	W-L	ERA	G	SV	IP	ER	SO
Koosman	1-0	3.12	2	0	8.2	3	8
Matlack	1-2	2.16	3	0	16.2	4	11
McGraw	1-0	2.63	5	1	13.2	4	14
Parker	0-1	0.00	3	0	3.1	0	2
Sadecki	0-0	1.93	4	1	4.2	1	6
Seaver	0-1	2.40	2	0	15.0	4	18
Stone	0-0	0.00	2	1	3.0	0	3
TOTALS	3-4	2.22	3	65.0	16	62	

New York took a 3-2 series lead with a 2-0 win at Shea in front of 54,817 fans in Game 5. Jerry Koosman and McGraw shut out the A's on three hits.

Needing just one win in Oakland to capture their second championship, the Mets lost Game 6, 3-1 and Game Seven, 5-2. In Game 6, Reggie Jackson had two RBI doubles off Tom Seaver.

Four Oakland runs in the third inning on home runs by Bert Campaneris and Jackson in Game 7 broke the game open. Garrett, the tying run in the ninth, popped out to end the series and New York's dream.

GAME 1
SATURDAY, OCTOBER 13

METS	0 0 0	1 0 0	0 0 0	—	1 7 2
ATHLETICS	0 0 2	0 0 0	0 0 X	—	2 4 0

WP: Holtzman (1-0), LP: Matlack (0-1), SV: Knowles (1)
 E-Millan, Mays. DP-New York-0; Oakland-2. 2B-Holtzman, Jones.
 3B-Millan. SB-Campaneris (1). S-Matlack, Rudi.
 Time-2:26. Attendance-46,021.

GAME 2
SUNDAY, OCTOBER 14

METS	0 1 1	0 0 4	0 0 0	0 0 4	—	10 15 1
ATHLETICS	2 1 0	0 0 0	1 0 2	0 0 1	—	7 13 5

WP: McGraw (1-0), LP: Fingers (0-1), SV: Stone (1)
 E-Koosman, Bando, Tenace, Andrews-2, Knowles. DP-New
 York-1; Oakland-1. 2B-Rudi, Alou, Jackson, Johnson, Harrelson.
 3B-Bando, Campaneris, Jackson. HR-Jones (1), Garrett (1), SB-
 Campaneris (2), S-McGraw.
 Time-4:13. Attendance-49,151.

GAME 3
TUESDAY, OCTOBER 16

ATHLETICS	0 0 0	0 0 1	0 1 0	0 1 0	—	3 10 1
METS	2 0 0	0 0 0	0 0 0	0 0 0	—	2 10 2

WP: Lindblad (1-0), LP: Parker (0-1), SV: Fingers (1)
 E-Hunter, Millan-2. 2B-Rudi, Hahn, Bando, Tenace, Staub. HR-
 Garrett (2), SB-Campaneris (3), S-Bando, Millan.
 Time-3:15. Attendance-54,817.

GAME 4
WEDNESDAY, OCTOBER 17

ATHLETICS	0 0 0	1 0 0	0 0 0	—	1 5 1
METS	3 0 0	3 0 0	0 0 X	—	6 13 1

WP: Matlack (1-1), LP: Holtzman (1-1), SV: Sadecki (1)
 E-Green, Garrett. DP-Oakland-4; New York-0. HR-Staub (1).
 Time-2:41. Attendance-54,817.

GAME 5
THURSDAY, OCTOBER 18

ATHLETICS	0 0 0	0 0 0	0 0 0	—	0 3 1
METS	0 1 0	0 0 1	0 0 X	—	2 7 1

WP: Koosman (1-0), LP: Blue (0-1), SV: McGraw (1)
 E-Campaneris, Garrett. DP-Oakland-0; New York-1. 2B-Jones,
 Fosse. 3B-Hahn. S-Grote.
 Time-2:39. Attendance-54,817.

GAME 6
SATURDAY, OCTOBER 20

METS	0 0 0	0 0 0	0 1 0	—	1 6 2
ATHLETICS	1 0 1	0 0 0	0 1 X	—	3 7 0

WP: Hunter (1-0), LP: Seaver (0-1), SV: Fingers (2)
 E-Garrett, Hahn. DP-New York-1; Oakland-0. 2B-Jackson-2.
 SF-Alou.
 Time-2:07. Attendance-49,333.

GAME 7
SUNDAY, OCTOBER 21

METS	0 0 0	0 0 1	0 0 1	—	2 8 1
ATHLETICS	0 0 4	0 1 0	0 0 X	—	5 9 1

WP: Holtzman (2-1), LP: Matlack (1-2), SV: Knowles (2)
 E-Jones. DP-New York-0; Oakland-1. 2B-Holtzman, Millan, Staub.
 HR-Campaneris (1), Jackson (1).
 Time-2:37. Attendance-49,333.



Willie Mays recorded his last hit in the majors when he singled home Bud Harrelson in the 12th inning of Game 2.

1986 LEAGUE CHAMPIONSHIP SERIES



HOUSTON ASTROS vs. NEW YORK METS

METS WON SERIES, 4-2



New York improved to 3-0 in the NLCS with a dramatic six-game victory, avoiding Houston ace Mike Scott in Game Seven.

The Mets returned to the postseason after a 13-year absence and lost Game 1, 1-0. Scott hurled a complete-game, five-hit shutout with 14 strikeouts. Glenn Davis swatted a home run in the second inning for the lone run of the game.

Bobby Ojeda matched Scott in Game 2, with a complete-game, 5-1 victory to tie the series. Gary Carter had an RBI double in the fourth and Keith Hernandez added a two-run triple in the fifth.

In Game 3, back at Shea, the Mets fell behind 4-0, but Darryl Strawberry's three-run home run in the sixth helped tie the game. Trailing 5-4, with one on and one out, Lenny Dykstra cracked a two-run home run into the Mets bullpen to give New York a 6-5 victory.

Scott again was brilliant in Game 4, tossing a complete-game three-hitter as the Astros won 3-1.

Nolan Ryan and Dwight Gooden locked horns in a tremendous pitching duel in Game 5. Ryan allowed two hits (Strawberry home run) with 12 strikeouts in 9.0 innings, while Doc scattered nine hits in 10.0 innings. Carter's RBI single in the 12th gave New York the win and left them one win away from their third trip to the World Series.



Lenny Dykstra rounds the bases after hitting the game-winning home run in Game 3 of the NLCS to give the Mets a 6-5 victory.

Game 6 at the Astrodome was simply a classic, the longest postseason game in time (4:42) and innings (16) at that point. Houston led 3-0 until the Mets tied it in the ninth on RBI's from Mookie Wilson, Hernandez and Ray Knight. With the Mets leading, 4-3, in the bottom of the 14th, Billy Hatcher hit a home run off the leftfield screen off Jesse Orosco. In the 16th, New York scored three times, as Strawberry's double and Knight's single put the Mets ahead. Houston rallied for two runs, but Orosco struck out Kevin Bass with the winning run on base, to become the first pitcher to earn three wins in one LCS.

SERIES STATISTICS

PLAYER	AVG	G	AB	H	2B	3B	HR	RBI
Backman, 2b	.238	6	21	5	0	0	0	2
Carter, c	.148	6	27	4	1	0	0	2
Darling, p	.000	1	1	0	0	0	0	0
Dykstra, of	.304	6	23	7	1	1	1	3
Elster, ss	.000	4	3	0	0	0	0	0
Fernandez, p	.000	1	1	0	0	0	0	0
Gooden, p	.000	2	5	0	0	0	0	0
Heep, of	.250	5	4	1	0	0	0	1
Hernandez, 1b	.269	6	26	7	1	1	0	3
Johnson, ph	.000	2	2	0	0	0	0	0
Knight, 3b	.167	6	24	4	0	0	0	2
Mazzilli, ph	.200	5	5	1	0	0	0	0
McDowell, p	.000	2	1	0	0	0	0	0
Mitchell, of	.250	2	8	2	0	0	0	0
Ojeda, p	.000	2	5	0	0	0	0	0
Santana, ss	.176	6	17	3	0	0	0	0
Strawberry, of	.227	6	22	5	1	0	2	5
Teufel, 2b	.167	2	6	1	0	0	0	0
Wilson, of	.115	6	26	3	0	0	0	1
TOTALS	.189	227	43	4	2	3	19	

PITCHER	W-L	ERA	G	SV	IP	ER	SO
Aguilera	0-0	0.00	2	0	5.0	0	2
Darling	0-0	7.20	1	0	5.0	4	5
Fernandez	0-1	4.50	1	0	6.0	3	5
Gooden	0-1	1.06	2	0	17.0	2	9
McDowell	0-0	0.00	2	0	7.0	0	3
Ojeda	1-0	2.57	2	0	14.0	4	6
Orosco	3-0	3.38	4	0	8.0	3	10
Sisk	0-0	0.00	1	0	1.0	0	0
TOTALS	4-2	2.29	0	63.0	16	40	

GAME 1
WEDNESDAY, OCTOBER 8

METS	000	000	000	—	0	5	0
ASTROS	010	000	00X	—	1	7	1

WP - Scott (1-0), LP - Gooden (0-1), SV - None
 E-Reynolds. DP-New York-1; Houston-0. 2B-Bass. HR-Davis (1).
 SB-Hatcher (1), Dykstra (1), Bass (1), Strawberry (1).
 Time-2:56. Attendance-44,131.

GAME 2
THURSDAY, OCTOBER 9

METS	000	230	000	—	5	10	0
ASTROS	000	000	100	—	1	10	2

WP - Ojeda (1-0), LP - Ryan (0-1), SV - None
 E-Hatcher, Davis. DP-New York-2; Houston-1. 2B-Bass, Carter,
 Dykstra. 3B-Hernandez. SB-Wilson (1). SF-Strawberry.
 Time-2:40. Attendance-44,391.

GAME 3
SATURDAY, OCTOBER 11

ASTROS	220	000	100	—	5	8	1
METS	000	004	002	—	6	10	1

WP - Orosco (1-0), LP - Smith (0-1), SV - None
 E-Reynolds, Knight. DP-Houston-0; New York-1. HR-Doran (1),
 Strawberry (1), Dykstra (1). SB-Hatcher-2 (3), Bass (2). S-Hatcher.
 Time-2:55. Attendance-55,052.

GAME 4
SUNDAY, OCTOBER 12

ASTROS	020	010	000	—	3	4	1
METS	000	000	010	—	1	3	0

WP - Scott (2-0), LP - Fernandez (0-1), SV - None
 E-Scott. 2B-Walling. HR-Ashby (1), Thon (1). SB-Backman (1). SF-
 Heep.
 Time-2:23. Attendance-55,038.

GAME 5
TUESDAY, OCTOBER 14

ASTROS	000	010	000	000	—	1	9	1
METS	000	010	000	001	—	2	4	0

WP - Orosco (2-0), LP - Kerfeld (0-1), SV - None
 E-Kerfeld. DP-Houston-0; New York-2. 2B-Ashby. HR-Strawberry
 (2). SB-Doran (1), Puhl (1), S-Hatcher.
 Time-3:45. Attendance-54,986.

GAME 6
WEDNESDAY, OCTOBER 15

METS	000	000	003	000	01	0	3	—7	110
ASTROS	300	000	000	000	01	0	2	—6	111

WP - Orosco (3-0), LP - Lopez (0-1), SV - None
 E-Bass. DP-New York-0; Houston-2. 2B-Garner, Davis,
 Hernandez, Strawberry. 3B-Dykstra. HR-Hatcher (1). SB-Doran
 (2). S-Orosco. SF-Knight.
 Time-4:42. Attendance-45,718.



Gary Carter, Darryl Strawberry and Keith Hernandez celebrate during the 1986 NLCS.

1986 WORLD SERIES



BOSTON RED SOX vs. NEW YORK METS METS WON SERIES, 4-3



For only the second time in World Series history, a team lost the first two games at home, but emerged as the World Champion, as New York won its second title in amazing fashion against the Boston Red Sox.

In Game 1, Bruce Hurst and Calvin Schiraldi combined to shut out the Mets, 1-0. Jim Rice scored the lone run on an error by second baseman Tim Teufel.

Boston scored nine times on 18 hits in a 9-3 win in Game 2.

In Boston, Lenny Dykstra led off Game 3 with a solo home run to ignite a four-run first inning. Bobby Ojeda stymied the Sox through 7.0 innings as New York won, 7-1.

In Game 4, Gary Carter cracked two home runs and Ron Darling's 7.0 shutout innings helped the Mets even the series with a 6-2 triumph.

In the pivotal fifth game, Hurst tossed a complete game for the Red Sox as Boston won, 4-2.

The Mets returned to Shea for Game 6 in a contest that would become part of World Series lore. New York, facing elimination, trailed 2-0 in the bottom of the fifth, 3-2 entering the bottom of the eighth and 5-3 going to the bottom of the 10th. Ray Knight's RBI single helped tie the contest in the fifth and Carter's sacrifice fly tied the game in the eighth. After Dave Henderson's home run had put the Sox ahead in the 10th, both Backman and Hernandez were retired. But Carter, Kevin Mitchell and Knight followed with singles to cut the deficit to 5-4.

Boston reliever Bob Stanley was summoned and on a 2-2 count, Mookie Wilson fouled back two pitches before dodging a wild pitch that allowed Mitchell to score to tie the game. Wilson then hit a dribbler up the first base line that bounced under Bill Buckner's legs, enabling Knight to score the winning run.

After a day of rain, the Mets won their second World Championship with an 8-5 triumph. Boston built a 3-0 lead, but New York scored three runs in the sixth, two runs coming home on a single by Hernandez. Knight's seventh inning home run gave the Mets the lead for good. Santana and Hernandez would drive in runs later in the inning and Darryl Strawberry cracked a solo home run in the eighth. Orosco struck out Marty Barrett for the final out as Shea erupted in euphoria. Knight was named the Series MVP.

NY **SERIES STATISTICS** B

PLAYER	AVG	G	AB	H	2B	3B	HR	RBI
Backman, 2b	.333	6	18	6	0	0	0	1
Carter, c	.276	7	29	8	2	0	2	9
Darling, p	.000	3	0	0	0	0	0	0
Dykstra, of	.296	7	27	8	0	0	2	3
Elster, ss	.000	1	1	0	0	0	0	0
Gooden, p	.500	2	2	1	0	0	0	0
Heep, dh	.091	5	11	1	0	0	0	2
Hernandez, 1b	.231	7	26	6	0	0	0	4
Johnson, ss	.000	2	5	0	0	0	0	0
Knight, 3b	.391	6	23	9	1	0	1	5
Mazzilli, of	.400	4	5	2	0	0	0	0
Mitchell, of	.250	5	8	2	0	0	0	0
Ojeda, p	.000	2	2	0	0	0	0	0
Orosco, p	1.000	4	1	1	0	0	0	1
Santana, ss	.250	7	20	5	0	0	0	2
Strawberry, of	.208	7	24	5	1	0	1	1
Teufel, 2b	.444	3	9	3	1	0	1	1
Wilson, of	.269	7	26	7	1	0	0	0
TOTALS	.271	240	65	6	0	7	29	

PITCHER	W-L	ERA	G	SV	IP	ER	SO
Aguilera	1-0	12.00	1	0	3.0	4	4
Darling	1-1	1.53	3	0	17.2	3	12
Fernandez	0-0	1.35	3	0	6.2	1	10
Gooden	0-2	8.00	2	0	9.0	8	9
McDowell	1-0	4.91	5	0	7.1	4	2
Ojeda	1-0	2.08	2	0	13.0	3	9
Orosco	0-0	0.00	4	2	5.2	0	6
Sisk	0-0	0.00	1	0	0.2	0	1
TOTALS	4-3	3.29	2	63.0	23	53	



Ray Knight races home with the winning run in New York's dramatic, 6-5, 10th inning comeback in Game 6 of the 1986 World Series vs. Boston.

GAME 1
SATURDAY, OCTOBER 18

RED SOX	000	000	100	—	1	5	0
METS	000	000	000	—	0	4	1

WP - Hurst (1-0), LP - Darling (0-1), SV - Schiraldi (1)
E-Teufel. DP-Boston-1; New York-1. SB-Wilson (1), Strawberry (1).
S-Santana.
Time-2:59. Attendance-55,076.

GAME 2
SUNDAY, OCTOBER 19

RED SOX	003	120	201	—	9	18	0
METS	002	010	000	—	3	8	1

WP - Crawford (1-0), LP - Gooden (0-1), SV - Stanley (1)
E-Hernandez. DP-Boston-0; New York-1. 2B-Boggs-2.
HR-Henderson (1), Evans (1). S-Dykstra, Clemens.
Time-3:36. Attendance-55,063.

GAME 3
TUESDAY, OCTOBER 21

METS	400	000	210	—	7	13	0
RED SOX	001	000	000	—	1	5	0

WP - Ojeda (1-0), LP - Boyd (0-1)
DP-New York-1; Boston-1. 2B-Carter, Baylor, Knight.
HR-Dykstra (1).
Time-2:58. Attendance-33,595.


GAME 4
WEDNESDAY, OCTOBER 22

METS	000	300	210	—	6	12	0
RED SOX	000	000	020	—	2	7	1

WP - Darling (1-1), LP - Nipper (0-1), SV - Orosco (1)
E-Gedman. DP-New York-0; Boston-3. 2B-Barrett, Gedman,
Strawberry, Carter, Rice. HR-Carter-2 (2), Dykstra (2). SB-
Backman (1), Wilson-2 (3). SF-Henderson.
Time-3:22. Attendance-33,920.



Gary Carter aboard a float as the Mets ride through the Canyon of Heroes during the parade.



Jesse Orosco saved the Game 7 clincher in the '86 series.

GAME 5
THURSDAY, OCTOBER 23

METS	000	000	011	—	2	10	1
RED SOX	011	020	00X	—	4	12	0

WP - Hurst (2-0), LP - Gooden (0-2), SV - None
E-Santana. DP-New York-0; Boston-1. 2B-Teufel, Henderson,
Barrett, Wilson. 3B-Henderson, Rice. HR-Teufel (1). S-Santana.
SF-Owen.
Time-3:09. Attendance-34,010.

GAME 6
SATURDAY, OCTOBER 25

RED SOX	110	000	100	2	—	5	13	3
METS	000	020	010	3	—	6	8	2

WP - Aguilera (1-0), LP - Schiraldi (0-1), SV - None
E-Buckner, Evans, Gedman, Knight, Elster. DP-Boston-1; New
York-1. 2B-Evans, Boggs. HR-Henderson (2). SB-Strawberry-2
(3). S-Owen, Dykstra, Backman. SF-Carter.
Time-4:02. Attendance-55,078.

GAME 7
MONDAY, OCTOBER 27

RED SOX	030	000	020	—	5	9	0
METS	000	003	32X	—	8	10	0

WP - McDowell (1-0), LP - Schiraldi (0-2), SV - Orosco (2)
2B-Evans. HR-Evans (2), Gedman (1), Knight (1), Strawberry (1).
S-Hurst-2, McDowell. SF-Hernandez.
Time-3:11. Attendance-55,032.



1988 LEAGUE CHAMPIONSHIP SERIES



LOS ANGELES DODGERS vs. NEW YORK METS

METS LOST SERIES, 4-3



Despite beating the Dodgers in 10 of 11 match-ups during the regular season, Los Angeles knocked off New York in seven games. It was the first time in four NLCS appearances that the Mets failed to reach the World Series.

New York rallied for three runs in the ninth inning to take Game 1, 3-2. Darryl Strawberry had an RBI double in the inning and a two-out, two-run double by Gary Carter proved to be the difference.

The Dodgers scored five runs off David Cone in the first two innings of Game 2 and went on to win, 6-3.

In a steady cold rain, the Mets won Game 3, 8-4. Down 4-3, the Mets scored five times in the bottom of the eighth. A two-out RBI double by Wally Backman tied the game and Mookie Wilson's RBI single gave New York the lead for good.

The turning point of the series occurred in the ninth inning of Game 4 when Mike Scioscia's two-run home run off Dwight Gooden tied the game, 4-4. Kirk Gibson cracked a home run off Roger McDowell to win the game in the 12th as Los Angeles tied the series. Orel Hershiser entered with two outs in the bottom of the 12th and got Kevin McReynolds to pop out with the bases loaded to end the game.



Darryl Strawberry led the National League with 39 home runs and drove in 101 runs in 1988.

Gibson remained hot and belted a three-run home run in the fifth inning to lift the Dodgers to a 7-4 victory in Game 5.

On the brink of elimination, McReynolds went 4-4 with three RBI and Cone hurled a complete game in a 5-1 Game 6 win to force a seventh and deciding game.

Hershiser tossed a complete-game, five-hit, 6-0 shutout to beat the Mets in Game 7. Los Angeles scored five times in the second inning to break open the contest.

SERIES STATISTICS

PLAYER	AVG.	G	AB	H	2B	3B	HR	RBI
Aguilera, p	.000	3	1	0	0	0	0	0
Backman, 2b	.273	7	22	6	1	0	0	2
Carter, c	.222	7	27	6	1	1	0	4
Cone, p	.000	3	4	0	0	0	0	0
Darling, p	.000	3	3	0	0	0	0	0
Dykstra, p	.429	7	14	6	3	0	1	3
Elster, p	.250	5	8	2	1	0	0	1
Fernandez, p	.000	1	1	0	0	0	0	0
Gooden, p	.200	3	5	1	0	0	0	0
Hernandez, 1b	.269	7	26	7	0	0	1	5
Jefferies, 3b	.333	7	27	9	2	0	0	1
Johnson, ss	.056	6	18	1	0	0	0	0
Magadan, ph	.000	3	3	0	0	0	0	0
Mazzilli, ph	.500	3	2	1	0	0	0	0
McReynolds, of	.250	7	28	7	2	0	2	4
Sasser, c	.200	4	5	1	0	0	0	0
Strawberry, of	.300	7	30	9	2	0	1	6
Teufel, 2b	.000	1	3	0	0	0	0	0
Wilson, of	.154	4	13	2	0	0	0	1
TOTALS	.242	240	58	12	1	5	27	

PITCHER	W-L	ERA	G	SV	IP	ER	SO
Aguilera	0-0	1.29	3	0	7.0	1	4
Cone	1-1	4.50	3	0	12.0	6	9
Darling	0-1	7.71	2	0	7.0	6	7
Fernandez	0-1	13.50	1	0	4.0	6	5
Gooden	0-0	2.95	3	0	18.1	6	20
Leach	0-0	0.00	3	0	5.0	0	4
McDowell	0-1	4.50	4	0	6.0	3	5
Myers	2-0	0.00	3	0	4.2	0	0
TOTALS	3-4	3.94	0	64.0	28	54	

GAME 1
TUESDAY, OCTOBER 4

METS	0 0 0	0 0 0	0 0 3	—	3 8 1
DODGERS	1 0 0	0 0 0	1 0 0	—	2 4 0

WP - Myers (1-0), LP - Howell (0-1), SV - None
 E-Backman. DP-New York-0; Los Angeles-2. 2B-Scioscia,
 Strawberry, Carter. SB-Sax (1). S-Backman.
 Time-2:45. Attendance-55,582.

GAME 2
WEDNESDAY, OCTOBER 5

METS	0 0 0	2 0 0	0 0 1	—	3 6 0
DODGERS	1 4 0	0 1 0	0 0 X	—	6 7 0

WP - Belcher (1-0), Cone (0-1), SV - Pena (1)
 DP-New York-0; Los Angeles-2. 2B-Jefferies, Hatcher, Dykstra.
 HR-Hernandez (1). SB-Gibson (1).
 Time-3:10. Attendance-55,780.

GAME 3
SATURDAY, OCTOBER 8

DODGERS	0 2 1	0 0 0	0 1 0	—	4 7 2
METS	0 0 1	0 0 2	0 5 X	—	8 9 2

WP - Myers (2-0), LP - Pena (0-1), SV - None
 E-Hernandez, Gibson, Hamilton, McDowell. DP-Los Angeles-1,
 New York-0. 2B-Strawberry, Backman. SB-Sax (2), Shelby (1),
 Johnson (1).
 Time-3:44. Attendance-44,672.

GAME 4
SUNDAY, OCTOBER 9

DODGERS	2 0 0	0 0 0	0 0 2	0 0 1	—	5 7 1
METS	0 0 0	3 0 1	0 0 0	0 0 0	—	4 10 2

WP - Pena (1-1), LP - McDowell (0-1), SV - Hershiser (1)
 E-Hatcher, Elster-2. DP-Los Angeles-1; New York-1.
 2B-McReynolds. 3B-Carter. HR-Strawberry (1), McReynolds (1),
 Scioscia (1), Gibson (1). SB-Sax-3 (5), Shelby (2), McReynolds (1).
 S-Griffin.
 Time-4:29. Attendance-54,014.

GAME 5
MONDAY, OCTOBER 10

DODGERS	0 0 0	3 3 0	0 0 1	—	7 12 0
METS	0 0 0	0 3 0	0 1 0	—	4 9 1

WP - Belcher (2-0), LP - Fernandez (0-1), SV - Holton (1)
 E-Johnson. 2B-Dempsey-2, Griffin, Marshall, Dykstra.
 3B-Marshall. HR-Gibson (1), Dykstra (1). SB-Gibson (1).
 Time-3:07. Attendance-52,069.

GAME 6
TUESDAY, OCTOBER 11

METS	1 0 1	0 2 1	0 0 0	—	5 11 0
DODGERS	0 0 0	0 1 0	0 0 0	—	1 5 2

WP - Cone (1-1), LP - Leary (0-1), SV - None
 E-Hatcher, Hamilton. DP-New York-0; Los Angeles-2. 2B-Elster,
 Dykstra, McReynolds. HR-McReynolds (1). SB-Backman (1),
 Hernandez (1), McReynolds (2). S-Cone, Backman.
 SF-McReynolds.
 Time-3:16. Attendance-55,885.

GAME 7
WEDNESDAY, OCTOBER 12

METS	0 0 0	0 0 0	0 0 0	—	0 5 2
DODGERS	1 5 0	0 0 0	0 0 X	—	6 10 0

WP - Hershiser (1-0), Darling (0-1), SV - None
 E-Jefferies, Backman. DP-New York-1; Los Angeles-1.
 2B-Hatcher, Jefferies. SB-Mazzilli (1). SF-Gibson, Shelby.
 Time-2:51. Attendance-55,693.

BEST POSTSEASON RECORDS

TEAM	PCT	GAMES	RECORD	YEARS
Florida Marlins	.632	38	24-14	3
New York Yankees	.585	412	241-171	52
NEW YORK METS	.573	89	51-38	9
Baltimore Orioles	.551	98	54-44	13
Boston Red Sox	.543	189	102-86	24

1999 DIVISION SERIES



ARIZONA DIAMONDBACKS vs. NEW YORK METS

METS WON SERIES, 3-1



The Mets returned to the postseason for the first time since 1988 and defeated Arizona in the NLDS in four games.

John Olerud and Edgardo Alfonzo each touched up Randy Johnson for home runs as the Mets built a 4-1 lead in Game 1. The Diamondbacks tied the contest in the sixth, but Alfonzo walloped his second home run of the night, a grand slam, in the ninth to lift New York to an 8-4 win.

Arizona captured Game 2, 7-1, behind Steve Finley's five RBI to even the series.

Back in New York and with Mike Piazza on the bench for Game 3 with a bad thumb, the Mets scored six times in the sixth to beat the D-Backs, 9-2. Olerud recorded three RBI, while Darryl Hamilton collected two RBI.

In the fourth game, in front of 56,177 fans at Shea, the Mets trailed, 3-2, but Roger Cedeño tied the game in the eighth with a sacrifice fly. In the 10th, back-up catcher Todd Pratt ended the series and sent the Mets to the NLCS with a solo walk-off home run off Matt Mantei that landed just out of the reach of Finley. Longtime Met John Franco earned his first postseason victory.



Todd Pratt hit a 10th inning, walk-off, series-ending home run in Game 4 vs. Arizona in the 1999 National League Division Series in a 4-3 win.

SERIES STATISTICS

PLAYER	AVG	G	AB	H	2B	3B	HR	RBI
Agbayani, of	.300	4	10	3	1	0	0	1
Alfonzo, 2b	.250	4	16	4	1	0	3	6
Bonilla, ph	.000	2	1	0	0	0	0	0
Cedeño, of	.286	4	7	2	0	0	0	2
Dunston, ph	.167	4	6	1	0	0	0	0
Franco, M, ph	.000	1	0	0	0	0	0	0
Hamilton, of	.125	4	8	1	0	0	0	2
Henderson, of	.400	4	15	6	0	0	0	1
Leiter, p	.000	1	3	0	0	0	0	0
Mora, ph	.000	3	1	0	0	0	0	0
Olerud, 1b	.438	4	16	7	0	0	1	6
Ordonez, ss	.286	4	14	4	1	0	0	2
Piazza, c	.222	2	9	2	0	0	0	0
Pratt, c	.125	3	8	1	0	0	1	1
Reed, p	.000	1	1	0	0	0	0	0
Rogers, p	.000	1	2	0	0	0	0	0
Ventura, 3b	.214	4	14	3	2	0	0	1
Wendell, p	.000	2	1	0	0	0	0	0
Yoshii, p	.000	1	2	0	0	0	0	0
TOTALS	.254	134	34	5	0	5	22	

PITCHER	W-L	ERA	G	SV	IP	ER	SO
Benitez	0-0	0.00	2	0	2.1	0	2
Cook	0-0	0.00	1	0	1.2	0	1
Dotel	0-0	54.00	1	0	0.1	2	0
Franco, J	1-0	0.00	3	0	3.2	0	2
Hershiser	0-0	0.00	1	0	1.0	0	1
Leiter	0-0	3.52	1	0	7.2	3	4
Mahomes	0-0	5.40	1	0	1.2	1	1
Reed	1-0	3.00	1	0	6.0	2	2
Rogers	0-1	8.31	1	0	4.1	4	6
Wendell	1-0	0.00	2	0	2.0	0	0
Yoshii	0-0	6.75	1	0	5.1	4	3
TOTALS	3-1	4.00	0	36.0	16	22	



Al Leiter spun a two-hit shutout in the Wild Card tie-breaker game at Cincinnati that sent the Mets to the NLDS.

POSTSEASON

**GAME 1
TUESDAY, OCTOBER 5**

METS	1	0	2	1	0	0	0	4	—	8	10	0
D-BACKS	0	0	1	0	2	0	0	0	—	4	7	0

WP - Wendell (1-0), LP - Johnson (0-1), SV - None
 DP-New York-2; Arizona-0. 2B-Ventura, Gonzalez, Johnson.
 3B-Womack. HR-Alfonzo-2 (2), Olerud (1), Durazo (1), Gonzalez (1).
 SB-Henderson-2 (2). S-Ordonez. SF-Bell.
 Time-2:53. Attendance-49,584.

**GAME 2
WEDNESDAY, OCTOBER 6**

METS	0	0	1	0	0	0	0	0	—	1	5	0
D-BACKS	0	0	3	0	2	0	2	0	—	7	9	1

WP - Stottlemyre (1-0), LP - Rogers (0-1), SV - None
 E-Bell. DP-New York-1; Arizona-1. 2B-Ordonez, Colbrunn, Finley,
 Williams. SB-Henderson-3 (5), Ordonez (1).
 Time-3:13. Attendance-49,328.

**GAME 3
FRIDAY, OCTOBER 8**

D-BACKS	0	0	0	0	2	0	0	0	—	2	5	3
METS	0	1	2	0	0	6	0	0	—	9	11	0

WP - Reed (1-0), LP - Daal (0-1), SV - None
 E-Fox, Daal, Womack. DP-Arizona-1; New York-1. 2B-Stinnett,
 Alfonzo. HR-Ward (1). SB-Henderson (6), Cedeño (1). S-Reed,
 Ordonez.
 Time-3:05. Attendance-56,180.

**GAME 4
SATURDAY, OCTOBER 9**

D-BACKS	0	0	0	0	1	0	0	2	0	0	—	3	5	1
METS	0	0	0	0	1	0	1	0	1	0	—	4	8	0

WP - Franco (1-0), LP - Mantei (0-1), SV - None
 E-Womack. DP-Arizona-1; New York-0. 2B-Bell, Ventura,
 Agbayani. HR-Colbrunn (1); Alfonzo (3); Pratt (1). S-Mora.
 SF-Cedeño.
 Time-3:23. Attendance-56,177.



Mike Piazza celebrates advancing to the NLCS after the Mets toppled the Diamondbacks, 4-3, in the NLDS at Shea.

1999 LEAGUE CHAMPIONSHIP SERIES



ATLANTA BRAVES vs. NEW YORK METS METS LOST SERIES, 4-2



Atlanta outlasted New York in a dramatic six-game series.

Gerald Williams had an RBI single to break a 1-1 tie in the bottom of the fifth inning as the Braves went on to a 4-2 victory in Game 1.

The Mets returned to Shea in a 0-2 hole after losing, 4-3, in Game 2. Brian Jordan and Eddie Perez each hit a two-run home run off Kenny Rogers in the sixth inning to erase a 2-0 Mets lead.

In Game 3, two Mets errors in the first inning allowed Atlanta to score the only run of the game in a 1-0 loss.

Trailing 2-1 in the eighth, four outs from having their season end, New York responded in Game 4. John Olerud, who had hit a solo home run in the sixth, singled to centerfield in the eighth which plated two runs to give the Mets a 3-2 victory.

Game 5 was a classic. A 15-inning, five-hour and 46-minute marathon was played in driving rain. The Mets led 2-0 in the first inning on a two-run home run by Olerud, but the Braves tied the game in the fourth. Seven New York relievers combined to hold Atlanta scoreless entering the 15th. The Braves took a 3-2 lead in the 15th when Keith Lockhart's triple off Octavio Dotel scored Walt Weiss. Shawon Dunston singled to center after a 12-pitch at-bat to lead off the 15th for the Mets. Matt Franco walked and Alfonzo sacrificed the runners over. Olerud was walked intentionally to load the bases. Todd Pratt walked to force home Dunston with the tying run. Robin Ventura then cracked a "grand slam single" as the Shea crowd exploded. As Robin rounded first base his teammates mobbed him, never allowing him to finish his trot around the bases, and thus officially settling for a single.

Trailing 5-0 after the first inning, the Mets battled back in Game 6. Darryl Hamilton would add a two-run single in the sixth and Mike Piazza crushed a two-run home run in the seventh inning to tie the game, 7-7. New York led 8-7 in the eighth and 9-8 in the 10th, but could not hold on. Rogers walked Andruw Jones with the bases loaded in the 11th to end the series.

SERIES STATISTICS

PLAYER	AVG	G	AB	H	2B	3B	HR	RBI
Agbayani, of	.143	4	7	1	0	0	0	0
Alfonzo, 2b	.222	6	27	6	4	0	0	1
Bonilla, ph	.333	3	3	1	0	0	0	0
Cedeno, of	.500	5	12	6	1	0	0	1
Dunston, ph	.143	5	7	1	0	0	0	0
Franco, M, ph	.500	5	2	1	1	0	0	0
Hamilton, of	.353	5	17	6	1	0	0	2
Henderson, of	.174	6	23	4	1	0	0	1
Hershiser, p	.000	2	1	0	0	0	0	0
Leiter, p	.000	2	2	0	0	0	0	0
Mahomes, p	.000	3	2	0	0	0	0	0
Mora, ph	.429	6	14	6	0	0	1	2
Olerud, 1b	.296	6	27	8	0	0	2	6
Ordonez, ss	.042	6	24	1	0	0	0	0
Piazza, c	.167	6	24	4	0	0	1	4
Pratt, ph	.500	4	2	1	0	0	0	3
Reed, p	.000	1	2	0	0	0	0	0
Rogers, p	.000	3	1	0	0	0	0	0
Ventura, 3b	.120	6	25	3	1	0	0	1
Yoshii, p	.000	2	3	0	0	0	0	0
TOTALS	.218	225	49	9	0	4	21	

PITCHER	W-L	ERA	G	SV	IP	ER	SO
Benitez	0-0	1.35	5	1	6.2	1	9
Cook	0-0	0.00	3	0	1.1	0	1
Dotel	1-0	3.00	1	0	3.0	1	5
Franco, J.	0-0	3.38	3	0	2.2	1	3
Hershiser	0-0	0.00	2	0	4.1	0	5
Leiter	0-1	6.43	2	0	7.0	5	5
Mahomes	0-0	1.42	3	0	6.1	1	3
Reed	0-0	2.57	1	0	7.0	2	5
Rogers	0-2	5.87	3	0	7.2	5	2
Wendell	1-0	4.76	5	0	5.2	3	5
Yoshii	0-1	4.70	2	0	7.2	4	4
TOTALS	2-4	3.49	1	59.1	23	47	

BEST POSTSEASON ERA

TEAM	GAMES	ERA
Orioles/Browns	98	2.69
Athletics (Oakland & Philadelphia)	167	3.11
METS	89	3.15
White Sox	55	3.20
Reds	97	3.23

POSTSEASON



Robin Ventura waves to the Shea faithful after his "grand slam single" won Game 5 of the 1999 NLCS.

**GAME 5
SUNDAY, OCTOBER 17**

BRAVES	0 0 0	2 0 0	0 0 0	0 0 0	0 0 1	—	3	13	2
METS	2 0 0	0 0 0	0 0 0	0 0 0	0 0 2	—	4	11	1

WP - Dotel (1-0), LP - McGlinchy (0-1), SV - None

E-Klesko-2, Olerud. DP-Atlanta-2; New York-2. 2B-Perez, Boone, C. Jones-2, Williams, Weiss, Hamilton. 3B-Lockhart. HR-Olerud (2). SB-Agbayani (1), Dunston (1), Nixon (1), Battle (1), Weiss (2). S-A. Jones, Alfonso.

Time-5:46. Attendance-55,723.

**GAME 6
TUESDAY, OCTOBER 19**

METS	0 0 0	0 0 3	4 1 0	1 0	—	9	15	2
BRAVES	5 0 0	0 0 2	0 1 0	1 1	—	10	10	1

WP - Springer (1-0), LP - Rogers (0-2), SV - None

E-Piazza-2, Hunter. DP-New York-2; Atlanta-1. 2B-Alfonzo, Ventura, M. Franco, Henderson, Williams. HR-Piazza (1). SB-Henderson (1), Mora (2), Williams (3), Boone (2), CJones-2 (3), Hunter (1), Nixon (2). S-Ordoñez, E. Perez, Weiss, Boone. SF-Pratt, Piazza, Hunter.

Time-4:25. Attendance-52,335.

**GAME 1
TUESDAY, OCTOBER 12**

METS	0 0 0	1 0 0	0 0 1	—	2	6	2
BRAVES	1 0 0	0 1 1	0 1 X	—	4	8	2

WP - Maddux (1-0), LP - Yoshii (0-1), SV - Rocker (1)

E-Henderson, Olerud, Williams, C. Jones. DP-New York-1; Atlanta-0. 2B-Cedeño, Alfonso-2, Perez, Weiss. HR-Perez (1). SB-Williams (1), CJones (1), Weiss (1). S-Maddux, Perez.

Time-3:09. Attendance-44,172.

**GAME 2
WEDNESDAY, OCTOBER 13**

METS	0 1 0	0 1 0	0 1 0	—	3	5	1
BRAVES	0 0 0	0 0 4	0 0 X	—	4	9	1

WP - Millwood (1-0), Rogers (0-1), SV - Smoltz (1)

E-Alfonzo, C. Jones. DP-New York-2; Atlanta-0. 2B-Alfonzo. HR-Mora (1), Jordan (1), Perez (2). S-Rogers.

Time: 2:42. Attendance-44,624.

**GAME 3
FRIDAY, OCTOBER 15**

BRAVES	1 0 0	0 0 0	0 0 0	—	1	3	1
METS	0 0 0	0 0 0	0 0 0	—	0	7	2

WP - Glavine (1-0), LP - Leiter (0-1), SV - Rocker (2)

E-Weiss, Leiter, Piazza. DP-Atlanta-1; New York-2. SB-Williams (2), Boone (1). S-Glavine.

Time-3:04. Attendance-55,911.

**GAME 4
SATURDAY, OCTOBER 16**

BRAVES	0 0 0	0 0 0	0 2 0	—	2	3	0
METS	0 0 0	0 0 1	0 2 X	—	3	5	0

WP - Wendell (1-0), LP - Remlinger (0-1), SV - Benitez (1)

DP-Atlanta-0; New York-0. HR-Jordan (2), Klesko (1), Olerud (1). SB-Cedeño-2 (2), Mora (1).

Time-2:20. Attendance-55,872.



Edgaro Alfonzo had four of his six hits in the series go for extra bases.

2000 DIVISION SERIES



SAN FRANCISCO GIANTS vs. NEW YORK METS

METS WON SERIES, 3-1



For the first time in franchise history, the Mets qualified for the postseason in consecutive years. New York met the team that abandoned the city in 1958, the San Francisco Giants.

In Game 1, the Giants scored four times in the third inning to break a 1-1 tie and won, 5-1.

Timo Perez, subbing for an injured Derek Bell, collected three hits and two RBI in Game 2. The Mets took a three-run lead into the ninth, but J.T. Snow hit a three-run home run to tie the contest. Jay Payton's RBI single in the 10th gave New York a 5-4 lead and John Franco struck out Barry Bonds to end the game.



Bobby Jones pitches a one-hitter in Game 4 of the Division Series to send the Mets to the NLCS.

Back at Shea for Game 3, the Mets trailed 2-1 until Edgardo Alfonzo's two-out, RBI double in the eighth. Benny Agbayani crushed a solo walk-off home run in the 13th to lift New York to a 3-2 triumph.

Bobby J. Jones hurled baseball's first postseason complete-game, one-hit shutout in 33 years as the Mets advanced to the NLCS with a 4-0 win in Game 4. Jeff Kent collected the Giants' only hit, a double in the fifth inning. Robin Ventura got the Mets on the board with a two-run home run in the first.



Robin Ventura celebrates with Jay Payton and Timo Perez during the 2000 run to the World Series.

SERIES STATISTICS

PLAYER	AVG.	G	AB	H	2B	3B	HR	RBI
Abbott, ss	.000	1	2	0	0	0	0	0
Agbayani, of	.333	4	15	5	1	0	1	1
Alfonzo, 2b	.278	4	18	5	2	0	1	5
Bell, of	.000	1	1	0	0	0	0	0
Bordick, ss	.167	4	12	2	0	0	0	0
Hamilton, of	.500	3	4	2	1	0	0	0
Hampton, p	.500	1	2	1	0	0	0	0
Harris, ph	.000	2	2	0	0	0	0	0
McEwing, ph	1.000	4	1	1	0	0	0	0
Payton, of	.176	4	17	3	0	0	0	2
Perez, of	.294	4	17	5	1	0	0	3
Piazza, c	.214	4	14	3	1	0	0	0
Pratt, c	.000	1	1	0	0	0	0	0
Trammell, of	.000	0	0	0	0	0	0	0
Ventura, 3b	.143	4	14	2	0	0	1	2
Zeile, 1b	.071	4	14	1	1	0	0	0
TOTALS	.210		143	30	7	0	3	13

PITCHER	W-L	ERA	G	SV	IP	ER	SO
Benitez	1-0	6.00	2	0	3.0	2	3
Cook	0-0	0.00	2	0	1.1	0	1
Franco	0-0	0.00	2	1	2.0	0	2
Hampton	0-1	8.44	1	0	5.1	5	2
Jones	1-0	0.00	1	0	9.0	0	5
Leiter	0-0	2.25	1	0	8.0	2	6
Reed	0-0	3.00	1	0	6.0	2	6
Rusch	0-0	0.00	1	0	0.2	0	2
Wendell	0-0	0.00	2	0	2.0	0	5
White	1-0	0.00	2	0	2.2	0	4
TOTALS	3-1	2.48		1	40.0	11	36

2000 LEAGUE CHAMPIONSHIP SERIES



ST. LOUIS CARDINALS vs. NEW YORK METS

METS WON SERIES, 4-1



New York defeated its longtime nemesis, the St. Louis Cardinals, in five games to advance to its first World Series since 1986.

In Game 1, Mike Piazza had an RBI double as the Mets jumped on top 2-0 in the first inning. Jay Payton and Todd Zeile cracked home runs in the top of the ninth to give New York some breathing room in a 6-2 victory.

In Game 2, the Mets never trailed, but let leads of 2-0, 3-1, and 5-3 vanish before Payton's ninth-inning RBI single gave New York a 6-5 win.

The Cardinals ruined the Mets return to Shea scoring five runs in the first four innings en route to an 8-2 win in Game 3.

New York set a postseason record with five doubles in one inning (first) and scored seven runs in the first two innings in a 10-6 victory. Robin Ventura had three RBI, while Piazza, Todd Zeile and Benny Agbayani each chipped in with two RBI.

Mike Hampton closed out the NLCS and picked up his second win of the series with a complete-game, three-hit, 7-0 shutout in Game 5. Edgardo Alfonzo singled home Timo Perez in the first inning to set a new club record with 16 career postseason RBI. Ventura would add an RBI single later in the inning. Zeile's bases-loaded, bases-clearing double in the fourth put the game away. Rick Wilkins flew out to Perez in centerfield for the final out.

Hampton was named the NLCS MVP for his efforts. He finished with 16.0 scoreless innings, surrendering nine hits with 12 strikeouts. Zeile finished the NLCS hitting .368 (7-19) with eight RBI and Perez tied an NLCS record by scoring eight runs.

SERIES STATISTICS

PLAYER	AVG.	G	AB	H	2B	3B	HR	RBI
Abbott, ss	.000	2	3	0	0	0	0	0
Agbayani, of	.353	5	17	6	2	0	0	3
Alfonzo, 2b	.444	5	18	8	1	1	0	4
Bordick, ss	.077	5	13	1	0	0	0	0
Franco, M, ph	.000	2	3	0	0	0	0	0
Hamilton, of	.000	3	2	0	0	0	0	0
Hampton, p	.167	2	6	1	0	0	0	0
Harris, ph	.000	2	1	0	0	0	0	0
Jones, p	.000	1	2	0	0	0	0	0
Leiter, p	.000	1	3	0	0	0	0	0
McEwing, ph	.000	4	0	0	0	0	0	0
Payton, of	.158	5	19	3	0	0	1	3
Perez, of	.304	5	23	7	2	0	0	0
Piazza, c	.412	5	17	7	3	0	2	4
Pratt, c	.000	0	0	0	0	0	0	0
Reed, p	.000	1	1	0	0	0	0	0
Trammell, of	.000	3	3	0	0	0	0	0
Ventura, 3b	.214	5	14	3	1	0	0	5
Zeile, 1b	.368	5	19	7	3	0	1	8
TOTALS	.262	164	43	12	1	4	27	

PITCHER	W-L	ERA	G	SV	IP	ER	SO
Benitez	0-0	0.00	3	1	3.0	0	2
Cook	0-0	0.00	1	0	1.0	0	2
Franco, J.	0-0	6.75	3	0	2.2	2	2
Hampton	2-0	0.00	2	0	16.0	0	12
Jones	0-0	13.50	1	0	4.0	6	2
Leiter	0-0	3.86	1	0	7.0	3	9
Reed	0-1	10.80	1	0	3.1	4	4
Rusch	1-0	0.00	2	0	3.2	0	3
Wendell	1-0	0.00	2	0	1.1	0	2
White	0-0	9.00	1	0	3.0	3	1
TOTALS	4-1	3.60	1	45.0	18	39	



Mike Hampton celebrates after hurling a three-hitter to beat St. Louis, 7-0 in Game 5 of the 2000 NLCS to send the Mets to their first World Series since 1986.

POSTSEASON



Long-time Met John Franco takes part in the festivities after the Mets clinched a berth to their fourth World Series.

**GAME 1
WEDNESDAY, OCTOBER 11**

METS	2	0	0	1	0	0	0	3	—	6	8	3
CARDINALS	0	0	0	0	0	0	0	2	—	2	9	0

WP - Hampton (1-0), Kile (0-1), SV - None
 E-Perez, Agbayani, Abbott. DP-New York-0; St. Louis-1; 2B-Perez, Piazza, Clark, Lankford. HR-Payton (1), Zeile (1). SF-Ventura.
 Time-3:08. Attendance-52,255.

**GAME 2
THURSDAY, OCTOBER 12**

METS	2	0	1	0	0	0	2	1	—	6	9	0
CARDINALS	0	1	0	0	2	0	0	2	—	5	10	3

WP - Wendell (1-0), LP - Timlin (0-1), SV - Benitez (1)
 E-Vina, Edmonds, Clark. 2B-Zeile, Agbayani, Renteria, Tatis, Clark, Dunston, Drew. 3B-Alfonzo. HR-Piazza (1). SB-Renteria-3 (3). S-Agbayani, Dunston. SF-Zeile.
 Time-3:59. Attendance-52,250.

**GAME 3
SATURDAY, OCTOBER 14**

CARDINALS	2	0	2	1	3	0	0	0	—	8	14	0
METS	1	0	0	1	0	0	0	0	—	2	7	1

WP - An. Benes (1-0), LP - Reed (0-1), SV - None
 E-Ventura. DP-St. Louis-2; New York-0. 2B-Edmonds, Tatis, SF-Tatis.
 Time-3:23. Attendance-55,693.

**GAME 4
SUNDAY, OCTOBER 15**

CARDINALS	2	0	0	1	3	0	0	0	—	6	11	2
METS	4	3	0	1	0	2	0	0	X	—	10	9

WP - Rusch (1-0), LP - Kile (0-2), SV - None
 E-Tatis-2. DP-St. Louis-0; New York-1. 2B-Vina, Davis, Perez, Alfonzo, Piazza, Ventura, Zeile, Agbayani. HR-Piazza (2), Clark (1), Edmonds (1). SB-Perez (1). S-Renteria, Rusch. SF-Renteria, Ventura.
 Time-3:14. Attendance-55,665.

**GAME 5
MONDAY, OCTOBER 16**

CARDINALS	0	0	0	0	0	0	0	0	—	0	3	2
METS	3	0	0	0	3	0	1	0	X	—	7	10

WP - Hampton (2-0), LP - Hentgen (0-1), SV - None
 E-Clark, Hernandez. 2B-Piazza, Zeile. SB-Perez (2). S-Hampton.
 Time-3:17. Attendance-55,695.



Mike Piazza, Al Leiter and Armando Benitez celebrate advancing to the World Series.

2000 WORLD SERIES



NEW YORK YANKEES vs. NEW YORK METS METS LOST SERIES, 4-1



The Fall Classic was billed as the City's first Subway Series since 1956, as the Mets faced the New York Yankees.

In Game 1, the Yankees jumped out to a 2-0 lead, but the Mets scored three times in the sixth on a two-run single by Bubba Trammell and an RBI single by Edgardo Alfonzo. The Yankees tied the game in the bottom of the ninth on a sacrifice fly by Chuck Knoblauch and won the game in the 12th on a two-out, bases loaded single by Jose Vizcaino.

Roger Clemens fired 8.0 shutout innings as the Mets fell, 6-5 in Game 2. The Mets scored five times in the ninth on a two-run home run by Piazza and a three-run shot by Jay Payton.



Mike Piazza celebrates after the Mets' 4-2 Game 3 victory at Shea Stadium.

SERIES STATISTICS

PLAYER	AVG.	G	AB	H	2B	3B	HR	RBI
Abbott, ss	.250	5	8	2	1	0	0	0
Agbayani, of	.278	5	18	5	2	0	0	2
Alfonzo, 2b	.143	5	21	3	0	0	0	1
Bordick, ss	.125	4	8	1	0	0	0	0
Franco, M.	.000	1	1	0	0	0	0	0
Hamilton, of	.000	4	3	0	0	0	0	0
Harris, ph	.000	3	4	0	0	0	0	0
Jones, p	.000	1	2	0	0	0	0	0
Leiter, p	.000	2	2	0	0	0	0	0
McEwing, ph	.000	3	1	0	0	0	0	0
Payton, of	.333	5	21	7	0	0	1	3
Perez, of	.125	5	16	2	0	0	0	0
Piazza, c	.273	5	22	6	2	0	2	4
Pratt, c	.000	1	2	0	0	0	0	0
Reed, p	1.000	1	1	1	0	0	0	0
Trammell, of	.400	4	5	2	0	0	0	3
Ventura, 3b	.150	5	20	3	1	0	1	1
Zeile, 1b	.400	5	20	8	2	0	0	1
TOTAL	.229	175	408	80	8	0	4	15

PITCHER	W-L	ERA	G	SV	IP	ER	SO
Benitez	0-0	3.00	3	1	3.0	1	2
Cook	0-0	0.00	3	0	0.2	0	1
Franco, J	1-0	0.00	4	0	3.1	0	1
Hampton	0-1	6.00	1	0	6.0	4	4
Jones	0-1	5.40	1	0	5.0	3	3
Leiter	0-1	2.87	2	0	15.2	5	16
Reed	0-0	3.00	1	0	6.0	2	8
Rusch	0-0	2.25	3	0	4.0	1	2
Wendell	0-1	5.39	2	0	1.2	1	2
White	0-0	6.77	1	0	1.1	1	1
TOTAL	1-4	3.47	1	1	46.2	18	40

The World Series returned to Shea for the first time since 1986 and the Mets responded with a 4-2 victory in Game 3. Benny Agbayani laced an RBI double in the eighth to snap a 2-2 tie. John Franco earned the win after starter Rick Reed hurled 6.0 innings.

The Bronx Bombers scored single runs in the first three innings and hung on to beat the Mets, 3-2, in Game 4. Piazza's two-run home run put the Mets on the board in the third.

The Yankees topped the Mets, 4-2, in Game 5 to win their third straight World Series. Al Leiter fired 8.2 brilliant innings, before Luis Sojo's ninth inning, two-out, RBI single to centerfield broke a 2-2 tie. Derek Jeter was named the Series MVP.



The Mets and Yankees met in the first Subway Series since 1956. Here the two teams line-up for the national anthem before Game 3 of the 2000 World Series.

GAME 1
SATURDAY, OCTOBER 21

METS	000	000	300	000	—	3	10	0
YANKEES	000	002	001	001	—	4	12	0

WP - Stanton (1-0), LP - Wendell (0-1), SV - None
 DP-Mets-1, Yankees-0. 2B-Zeile, Agbayani, Abbott, Justice, Posada. S-Bordick. SF-Knoblauth.
 Time-4:51. Attendance-55,913

GAME 2
SUNDAY, OCTOBER 22

METS	000	000	005	—	5	7	3
YANKEES	210	010	11X	—	6	12	1

WP - Clemens (1-0), LP - Hampton (0-1), SV - None
 E-Perez, Payton, Bordick, Clemens. 2B-Jeter-2, Martinez, O'Neill. HR-Payton (1), Piazza (1), Brosius (1). SF-Brosius.
 Time-3:30. Attendance-56,059.

GAME 3
TUESDAY, OCTOBER 24

YANKEES	001	100	000	—	2	8	0
METS	010	001	02X	—	4	9	0

WP - Franco (1-0), LP - Hernandez (0-1), SV - Benitez (1)
 DP-Yankees-0; Mets-1. 2B-Justice, O'Neill, Piazza, Ventura, Zeile, Agbayani. 3B-O'Neill. HR-Ventura (1). S-Hernandez, Reed. SF-Trammell.
 Time-3:39. Attendance-55,299.

GAME 4
WEDNESDAY, OCTOBER 25

YANKEES	111	000	000	—	3	8	0
METS	002	000	000	—	2	6	1

WP - Nelson (1-0), LP - Jones (0-1), SV - Rivera (1)
 E-Trammell. DP-Yankees-1, Mets-1. 3B-Jeter, O'Neill. HR-Piazza (2), Jeter (1). SB-Sojo (1). SF-Brosius.
 Time-3:20. Attendance-55,290.

GAME 5
THURSDAY, OCTOBER 26

YANKEES	010	001	002	—	4	7	1
METS	020	000	000	—	2	8	1

WP - Stanton (2-0), LP - Leiter (0-1), SV - Rivera (2)
 E-Pettitte, Payton. 2B-Piazza. HR-Williams (1), Jeter (2). S-Leiter.
 Time-3:32. Attendance-55,292.



2006 DIVISION SERIES



LOS ANGELES DODGERS vs. NEW YORK METS METS WON SERIES, 3-0



New York swept the Dodgers, three games to none, to advance to the NLCS.

The Mets won Game 1, 6-5, as Carlos Delgado went 4-5 with two RBI and David Wright chipped in three RBI. Delgado became the fifth player in major league history to have four or more hits with at least one home run in his first career postseason game. Delgado also tied the team record with four hits in a playoff game.

In the second inning, Russell Martin singled to right, Shawn Green retrieved the ball and threw it to Jose Valentin, whose relay throw to Paul Lo Duca nailed Jeff Kent at the plate. Lo Duca then turned around and tagged out J.D. Drew trying to score.



Carlos Delgado batted .429 (6-14) with a home run and two RBI in the Mets' sweep of the Dodgers in the NLDS.

SERIES STATISTICS

PLAYER	AVG.	G	AB	H	2B	3B	HR	RBI
Beltrán, of	.222	3	9	2	0	0	0	1
Chavez, of	.375	3	8	3	0	0	0	0
Delgado, 1b	.429	3	14	6	0	0	1	2
Floyd, of	.444	3	9	4	0	0	1	2
Franco, ph	.000	2	2	0	0	0	0	1
Glavine, p	.000	1	1	0	0	0	0	0
Green, of	.333	2	9	3	2	0	0	2
Lo Duca, c	.455	3	11	5	1	0	0	3
Maine, p	.000	1	1	0	0	0	0	0
Mota, p	.000	2	1	0	0	0	0	0
Reyes, ss	.167	3	12	2	0	0	0	3
Trachsel, p	.000	1	2	0	0	0	0	0
Tucker, ph	.000	2	1	0	0	0	0	0
Valentin, 2b	.000	3	9	0	0	0	0	0
Woodward, ph	1.000	1	1	1	1	0	0	0
Wright, 3b	.333	3	12	4	2	0	0	4
TOTAL	.294	102	30	6	0	2	18	

PITCHER	W-L	ERA	G	SV	IP	ER	SO
Bradford	0-0	0.00	2	0	0.1	0	0
Feliciano	1-0	0.00	3	0	1.2	0	2
Glavine	1-0	0.00	1	0	6.0	0	2
Heilman	0-0	3.00	3	0	3.0	1	1
Maine	0-0	2.08	1	0	4.1	1	5
Mota	1-0	6.75	2	0	4.0	3	5
Oliver	0-0	20.25	1	0	1.1	3	0
Trachsel	0-0	5.40	1	0	3.1	2	2
Wagner	0-0	3.00	3	2	3.0	1	4
TOTAL	3-0	3.67	2	27.0	11	21	

Tom Glavine posted his 13th career postseason victory in New York's 4-1 win over the Dodgers in Game 2. Glavine fired 6.0 shutout innings. Billy Wagner notched his second save of the series with a 1-2-3 ninth inning.

The Mets completed the sweep with a 9-5 triumph at Los Angeles. The Mets grabbed a 3-0 first inning lead, but the Dodgers regained a 5-4 lead after five innings. New York regained the lead with consecutive RBI singles by Reyes, Lo Duca and Carlos Beltrán in the sixth inning. Green had three hits and two RBI. He also caught the final out (Ramon Martinez) of the series.

Delgado finished the series with a .429 (6-14) batting average, while Lo Duca hit .455 (5-11) with a double and three RBI.

**GAME 1
WEDNESDAY, OCTOBER 4**

DODGERS	0	1	0	0	0	3	0	1	—	5	11	1
METS	0	0	0	2	0	2	0	X	—	6	9	1

WP - Mota (1-0), LP - Penny (0-1), SV - Wagner (1)
 E-Kent, Valentin. 2B-Anderson, Garciaparra, Betemit, Martinez, Wright-2. HR-Delgado (1), Floyd (1). SB-Furcal (1), Reyes (1).
 S-Lowe.
 Time-3:05. Attendance- 56,979.

**GAME 3
SATURDAY, OCTOBER 7**

METS	3	0	1	0	0	3	0	2	0	—	9	14	2
DODGERS	0	0	0	2	3	0	0	0	0	—	5	16	2

WP - Feliciano (1-0), LP - Broxton (0-1), SV - None
 E-Wright, Beltrán, Loney, Betemit. 2B-Green-2, Woodward, Kent.
 HR-Kent (1).
 Time-3:51. Attendance-56,293.

**GAME 2
THURSDAY, OCTOBER 5**

DODGERS	0	0	0	0	0	1	0	—	1	5	1	
METS	0	0	1	0	1	2	0	X	—	4	7	0

WP - Glavine (1-0), LP - Kuo (0-1), SV - Wagner (2)
 E-Tomko. 2B-Lugo, Lo Duca. HR-Betemit (1). S-Glavine, Valentin.
 SF-Lo Duca.
 Time-2:57. Attendance-57,029.



Paul Lo Duca prepares to tag out J.D. Drew trying to score after already tagging out Jeff Kent on the same play in the second inning of Game 1 of the 2006 NLDS.

2006 LEAGUE CHAMPIONSHIP SERIES



ST. LOUIS CARDINALS vs. NEW YORK METS METS LOST SERIES, 4-3



The Cardinals defeated the Mets in a seven-game series. Tom Glavine, Guillermo Mota and Billy Wagner combined on a 2-0 shutout in Game 1. Carlos Beltrán cracked a two-run home run in the sixth inning.

Carlos Delgado hit two home runs and drove in four runs in Game 2, but So Taguchi hit a solo home run off Wagner in the ninth inning that snapped a 6-6 tie to lift St. Louis to 9-6 victory.

St. Louis scored five runs off Steve Trachsel in the first two innings and Jeff Suppan hurled 8.0 shutout innings as the Cardinals defeated the Mets, 5-0 in Game 3.

Delgado delivered five RBI and Beltrán crushed two home runs as New York evened the series at two games apiece with a 12-5 triumph in Game 4. Jose Valentin laced a bases-loaded, bases-clearing double in a six-run sixth inning. New York established club LCS records with four home runs and 12 runs scored. The 12 runs were also the most by the Mets in any playoff game.


St. Louis won Game 5, 4-2, behind home runs from Albert Pujols and Chris Duncan.

The Mets returned to Shea and captured Game 6, 4-2. José Reyes led off the game with a home run and Paul Lo Duca had a two-out, two-run single in the seventh inning. John Maine fired 5.1 scoreless innings to pick up the win.

New York fell, 3-1, in Game 7. Yadier Molina hit a two-run home run in the ninth inning off Aaron Heilman that snapped a 1-1 tie. David Wright had an RBI single in the first inning. Endy Chavez made one of the greatest postseason catches ever when he robbed Scott Rolen of a two-run home run in the sixth inning. Jeff Suppan was named the NLCS Most Valuable Player.

NYM		SERIES STATISTICS										STL
PLAYER	AVG.	G	AB	H	2B	3B	HR	RBI				
Beltrán, of	.296	7	27	8	1	0	3	4				
Chavez, of	.185	7	27	5	2	0	0	0				
Delgado, 1b	.304	7	23	7	3	0	3	9				
Floyd, ph	.000	3	3	0	0	0	0	0				
Franco, ph	.000	2	2	0	0	0	0	0				
Glavine, p	.000	2	4	0	0	0	0	0				
Green, of	.304	7	23	7	1	0	0	2				
Hernandez, ph	.000	2	1	0	0	0	0	0				
Lo Duca, c	.207	7	29	6	1	0	0	3				
Maine, p	.000	2	2	0	0	0	0	0				
Oliver, p	.000	1	2	0	0	0	0	0				
Perez, p	.000	2	5	0	0	0	0	0				
Reyes, ss	.281	7	32	9	1	1	1	2				
Tucker, ph	.400	6	5	2	0	0	0	0				
Valentin, 2b	.250	7	24	6	2	0	0	5				
Wright, 3b	.160	7	25	4	1	0	1	2				
TOTAL	.231	234	54	12	1	8	27					

PITCHER	W-L	ERA	G	SV	IP	ER	SO
Bradford	0-0	0.00	5	0	5.1	0	2
Feliciano	0-0	3.00	3	0	3.0	1	1
Glavine	1-1	2.45	2	0	11.0	3	4
Heilman	0-1	4.15	3	0	4.1	2	5
Hernandez	0-0	0.00	3	0	2.1	0	0
Maine	1-0	2.89	2	0	9.1	3	8
Mota	0-0	4.15	5	0	4.1	2	2
Oliver	0-0	0.00	1	0	6.0	0	3
Perez	1-0	4.63	2	0	11.2	6	7
Trachsel	0-1	45.00	1	0	1.0	5	1
Wagner	0-1	16.88	3	1	2.2	5	0
TOTAL	3-4	3.98	1	61.0	27	33	



Billy Wagner closes out Game 1 of the NLCS vs. St. Louis.

POSTSEASON

GAME 1
THURSDAY, OCTOBER 12

CARDINALS	0 0 0	0 0 0	0 0 0	—	0	4	0
METS	0 0 0	0 0 2	0 0 X	—	2	6	0

WP - Glavine (1-0), LP - Weaver (0-1), SV - Wagner (1)

2B-Delgado-2. HR-Beltrán (1). SB-Green.

Time-2:52. Attendance-56,311.

GAME 2
FRIDAY, OCTOBER 13

CARDINALS	0 2 2	0 0 0	2 0 3	—	9	10	1
METS	3 1 0	0 1 1	0 0 0	—	6	9	2

WP - Kinney (1-0), LP - Wagner (0-1), SV - None

E-Belliard, Delgado, Lo Duca. 2B-Molina, Pujols, Spiezio, Reyes, Chavez, Lo Duca. HR-Edmonds (1), Taguchi (1), Delgado-2 (2). SB-Eckstein. S-Lo Duca, Maine.

Time-3:58. Attendance-56,349.

GAME 3
SATURDAY, OCTOBER 14

METS	0 0 0	0 0 0	0 0 0	—	0	3	0
CARDINALS	2 3 0	0 0 0	0 0 X	—	5	8	0

WP - Suppan (1-0), LP - Trachsel (0-1), SV - None

3B-Reyes, Spiezio. HR-Suppan (1). SB-Beltrán. S-Suppan-2.

Time-2:53. Attendance-47,053.

GAME 4
SUNDAY, OCTOBER 15

METS	0 0 2	0 3 6	1 0 0	—	12	14	1
CARDINALS	0 1 1	0 1 2	0 0 0	—	5	11	1

WP - Perez (1-0), LP - Thompson (0-1), SV - None

E-Delgado, Belliard. 2B-Delgado, Valentin. 3B-Encarnacion. HR-Beltrán-2 (3), Delgado (3), Wright (1), Eckstein (1), Edmonds (2), Molina (1). SB-Belliard.

Time-3:31. Attendance- 46,600.

GAME 5
TUESDAY, OCTOBER 17

METS	0 0 0	2 0 0	0 0 0	—	2	8	0
CARDINALS	0 0 0	2 1 1	0 0 X	—	4	10	0

WP - Weaver (1-1), LP - Glavine (1-1), SV - Wainwright (1)

2B-Chavez, Valentin, Wright, Wilson, Green. 3B-Miles. HR-Pujols (1), Duncan (1). SB-Eckstein.

Time-3:26. Attendance-46,496.

GAME 6
WEDNESDAY, OCTOBER 18

CARDINALS	0 0 0	0 0 0	0 0 2	—	2	7	1
METS	1 0 0	1 0 0	2 0 X	—	4	10	0

WP - Maine (1-0), LP - Carpenter (0-1), SV - None

E-Rolen. 2B-Rolen, Taguchi. HR-Reyes (1). SB-Eckstein, Reyes, Tucker.

Time-2:56. Attendance-56,334.

GAME 7
THURSDAY, OCTOBER 19

CARDINALS	0 1 0	0 0 0	0 0 2	—	3	6	1
METS	1 0 0	0 0 0	0 0 0	—	1	4	1

WP - Flores (1-0), LP - Heilman (0-1), SV - Wainwright (2)

E-Rolen, Delgado. 2B-Eckstein, Beltrán. HR-Molina (2). S-Belliard, Suppan.

Time-3:23. Attendance-56,357.



Endy Chavez leaps high above the leftfield wall to rob Scott Rolen of a two-run home run in the sixth inning of Game 7 of the NLCS vs. St. Louis.

2015 DIVISION SERIES



LOS ANGELES DODGERS vs. NEW YORK METS

METS WON SERIES, 3-2



The Mets improved to 4-0 all-time in the Division Series, winning the best-of-five series in five games.

In Game 1, Jacob deGrom outdueled Clayton Kershaw in Los Angeles as the Mets won 3-1. DeGrom tossed 7.0 shutout innings and had 13 strikeouts, tying the club-record for a postseason game. Daniel Murphy hit a solo home run in the fourth and David Wright added a two-out, two-run single in the seventh.



David Wright and Jacob deGrom share a moment after the Mets' win in Game 5 of the NLDS at Dodger Stadium.

The Dodgers evened the series with a 5-2 win in Game 2. Trailing 2-1, Los Angeles scored four times in the seventh. Chase Utley's slide into second broke Ruben Tejada's leg and extended the inning. Adrián González added a two-run double.

In Game 3, Curtis Granderson had five RBI and Yoenis Céspedes had three RBI in a 13-7 win. Granderson had a bases-loaded, bases-clearing double in the second to give the Mets a 4-3 lead. Travis d'Arnaud added a two-run homer. Matt Harvey won, allowing two earned runs over 5.0 innings.

In Game 4, Kershaw allowed one run over 7.0 innings with eight strikeouts as the Dodgers evened the series with a 3-1 win.

NY **SERIES STATISTICS** LA

PLAYER	AVG.	G	AB	H	2B	3B	HR	RBI
Céspedes, of	.250	5	20	5	0	0	2	4
Conforto, of	.143	4	7	1	0	0	1	2
Cuddyer, of	.000	3	4	0	0	0	0	0
d'Arnaud, c	.158	5	19	3	0	0	1	4
deGrom, p	.000	2	4	0	0	0	0	0
Duda, 1b	.111	5	18	2	0	0	0	0
Familia, p	.000	4	1	0	0	0	0	0
Flores, ss	.300	4	10	3	1	0	0	0
Granderson, of	.389	5	18	7	2	0	0	5
Harvey, p	.000	1	2	0	0	0	0	0
Johnson, ph	.250	4	4	1	0	0	0	0
Lagares, of	.429	4	7	3	2	0	0	0
Matz, p	.000	1	0	0	0	0	0	0
Murphy, 2b	.333	5	21	7	1	0	3	5
Syndergaard, p	.000	2	2	0	0	0	0	0
Tejada, ss	.000	2	5	0	0	0	0	0
Wright, 3b	.063	5	16	1	0	0	0	2
TOTAL	.208		159	33	6	0	7	22

PITCHER	W-L	ERA	G	SV	IP	ER	SO
Clippard	0-0	5.40	2	0	1.2	1	0
Colón	0-0	4.50	3	0	4.0	2	5
deGrom	2-0	1.38	2	0	13.0	2	20
Familia	0-0	0.00	4	2	5.1	0	3
Goeddel	0-0	---	1	0	0.0	3	0
Harvey	1-0	3.60	1	0	5.0	2	7
Matz	0-1	5.40	1	0	5.0	3	4
Niese	0-0	0.00	1	0	0.1	0	1
Reed	0-0	6.75	2	0	1.1	1	1
Robles	0-0	0.00	1	0	1.0	0	2
Syndergaard	0-1	3.68	2	0	7.1	3	11
TOTAL	3-2	3.48		2	44.0	17	54

The Mets won Game 5, 3-2, at Los Angeles as deGrom outdueled Zack Greinke. Murphy delivered an RBI double in the first inning, but the Dodgers scored twice in the bottom of the first. D'Arnaud's fourth-inning sacrifice fly tied the game at 2-2 and Murphy hit a solo home run off Greinke in the sixth. Jeurys Familia worked the final 2.0 innings for the save.

GAME 1
FRIDAY, OCTOBER 9

METS	0 0 0	1 0 0	2 0 0	—	3	5	0
DODGERS	0 0 0	0 0 0	0 1 0	—	1	7	0

WP - deGrom (1-0), LP - Kershaw (0-1), SV - Familia (1)
2B-Turner, Seager, Kendrick. HR-Murphy (1). S-deGrom.
Time-3:14. Attendance-54,428.

GAME 2
SATURDAY, OCTOBER 10

METS	0 2 0	0 0 0	0 0 0	—	2	5	0
DODGERS	0 0 0	1 0 0	4 0 X	—	5	7	0

WP - Greinke (1-0), LP - Syndergaard (0-1), SV - Jansen (1)
2B-Turner-2, Ethier, Gonzalez. HR-Céspedes (1), Conforto (1). SB-Crawford, Hernandez. CS-Murphy.
Time-3:24. Attendance-54,455.

GAME 3
MONDAY, OCTOBER 12

DODGERS	0 3 0	0 0 0	1 0 3	—	7	13	0
METS	0 4 2	4 0 0	3 0 X	—	13	13	1

WP - Harvey (1-0), LP - Anderson (0-1), SV - None
E- Granderson. 2B - Granderson -2, Lagares, Flores. HR-d'Arnaud (1), Céspedes (2), Gonzalez (1), Kendrick (1). SF - Conforto.
Time-3:42. Attendance-44,276.

GAME 4
TUESDAY, OCTOBER 13

DODGERS	0 0 3	0 0 0	0 0 0	—	3	7	0
METS	0 0 0	1 0 0	0 0 0	—	1	3	0

WP - Kershaw (1-1), LP - Matz (0-1), SV - Jansen (2)
2B-Turner. HR-Murphy (2). SB-Granderson.
Time-2:50. Attendance- 44,183.

GAME 5
THURSDAY, OCTOBER 15

METS	1 0 0	1 0 1	0 0 0	—	3	7	1
DODGERS	2 0 0	0 0 0	0 0 0	—	2	6	1

WP - deGrom (2-0), LP - Greinke (1-1), SV - Familia (2)
E- Flores, Hernandez. 2B-Murphy, Lagares, Turner-2. HR-Murphy (3). S- Greinke-2. SF-d'Arnaud. SB-Murphy, Turner.
Time-3:13. Attendance-54,602.

POST-SEASON EXTRA-INNING GAMES

DATE

October 15, 1969
October 9, 1973
October 14, 1973
October 16, 1973
October 14, 1986
October 15, 1986
October 25, 1986
October 9, 1988
October 9, 1999
October 17, 1999
October 19, 1999
October 5, 2000
October 7, 2000
October 21, 2000
October 27, 2015
November 1, 2015

GAME #

WS Game 4
NLCS Game 4
WS Game 2
WS Game 3
NLCS Game 5
NLCS Game 6
WS Game 6
NLCS Game 4
NLDS Game 4
NLCS Game 5
NLCS Game 6
NLDS Game 2
NLDS Game 3
WS Game 1
WS Game 1
WS Game 5

GAME RESULT

Mets 2, Orioles 1 (10 innings) at Shea
Reds 2, Mets 1 (12 innings) at Shea
Mets 10, Athletics 7 (12 innings) at Oakland
Athletics 3, Mets 2 (11 innings) at Shea
Mets 2, Astros 1 (12 innings) at Shea
Mets 7, Astros 6 (16 innings) at Houston
Mets 6, Red Sox 5 (10 innings) at Shea
Dodgers 5, Mets 4 (12 innings) at Shea
Mets 4, Diamondbacks 3 (10 innings) at Shea
Mets 4, Braves 3 (15 innings) at Shea
Braves 10, Mets 9 (11 innings) at Atlanta
Mets 5, Giants 4 (10 innings) at San Francisco
Mets 3, Giants 2 (13 innings) at Shea
Yankees 4, Mets 3 (12 innings) at Yankee Stadium
Royals 5, Mets 4 (14 innings) at Kansas City
Royals 7, Mets 2 (12 innings) at Shea

RECORD: 9-7

2015 LEAGUE CHAMPIONSHIP SERIES



CHICAGO CUBS vs. NEW YORK METS METS WON SERIES, 4-0



The Mets swept the Cubs, four games to none, in their first-ever playoff match-up against each other. The Mets won the first two games at home before closing out the series in Chicago, advancing to the club's fifth World Series.

In Game 1, Matt Harvey allowed two runs over 7.2 innings to pick up the win and Jeurys Familia worked the final 1.1 innings to earn the save. Daniel Murphy hit a solo home run in the first inning and Curtis Granderson snapped a 1-1 tie with a two-out RBI single in the fifth off Jon Lester. Travis d'Arnaud hit a solo home run in the sixth and Granderson added a sacrifice fly in the seventh in a 4-2 triumph.

Murphy hit a two-run home run in a three-run first inning off Jake Arrieta in Game 2 as the Mets won, 4-1. Noah Syndergaard allowed one run and racked up nine strikeouts over 5.2 innings. It was Arrieta's first loss since July 25.



Daniel Murphy was named the NLCS MVP after hitting .529 (9-17) with four home runs and six RBI.

SERIES STATISTICS

PLAYER	AVG.	G	AB	H	2B	3B	HR	RBI
Céspedes, of	.286	4	14	4	1	0	0	3
Conforto, of	.000	3	8	0	0	0	0	0
Cuddyer, of	.250	2	4	1	0	0	0	0
d'Arnaud, c	.267	4	15	4	0	0	2	2
deGrom, p	.000	1	3	0	0	0	0	0
Duda, 1b	.400	4	10	4	2	0	1	6
Flores, ss	.286	4	14	4	1	1	0	0
Granderson, of	.200	4	15	3	0	0	0	2
Harvey, p	.000	1	2	0	0	0	0	0
Johnson, ph	.000	2	2	0	0	0	0	0
Lagares, of	.333	4	6	2	0	0	0	0
Matz, p	.000	1	2	0	0	0	0	0
Murphy, 2b	.529	4	17	9	1	0	4	6
Nieuwenhuis, of	.000	1	2	0	0	0	0	0
Syndergaard, p	.000	1	2	0	0	0	0	0
Wright, 3b	.286	4	14	4	2	0	0	1
TOTAL	.269	130	130	35	7	1	7	20

PITCHER	W-L	ERA	G	SV	IP	ER	SO
Clippard	0-0	6.00	3	0	3.0	2	2
Colón	1-0	0.00	1	0	1.1	0	1
deGrom	1-0	2.57	1	0	7.0	2	7
Familia	0-0	0.00	4	3	4.1	0	3
Harvey	1-0	2.35	1	0	7.2	2	9
Matz	0-0	1.93	1	0	4.2	1	4
Niese	0-0	0.00	1	0	0.1	0	1
Reed	0-0	0.00	2	0	2.0	0	1
Syndergaard	1-0	1.59	1	0	5.2	1	9
TOTAL	4-0	2.00	3	36.0	8	37	

In Game 3, Michael Conforto struck out, but reached on a wild pitch in the sixth inning. On the play, Yoenis Céspedes scored from third to give the Mets a 3-2 lead. The Mets would go on to win, 5-2. Murphy hit a solo home run, his fifth straight postseason game with a long ball. Céspedes finished with three hits and two RBI. Jacob deGrom earned the win. He allowed two runs over 7.0 innings. Familia collected his third save of the series.

Lucas Duda hit a three-run home run in the first inning and d'Arnaud followed with a solo clout as the Mets closed out the series with an 8-3 win at Wrigley Field. Duda added a two-run double in the second. Murphy set a MLB postseason record with a home run in six straight games. Bartolo Colón earned the win in relief with 1.1 scoreless innings.

Murphy was named the NLCS MVP, hitting .529 (9-17) with four home runs and six RBI.



Lucas Duda drove in five runs in the Game 4 clinching win at Wrigley Field.

GAME 1
SATURDAY, OCTOBER 17

CUBS	000	010	010	—	2	5	0
METS	100	011	10X	—	4	8	1

WP - Harvey (1-0), LP - Lester (0-1), SV - Familia (1)
 E- d'Arnaud. 2B-Castro. HR-Murphy (1), d'Arnaud (1), Schwarber (1), S-Harvey. SF-Granderson. SB - Baez, Wright, Lagares.
 Time-2:55. Attendance-44,287.

GAME 2
SUNDAY, OCTOBER 18

CUBS	000	001	000	—	1	5	0
METS	301	000	00X	—	4	5	0

WP - Syndergaard (1-0), LP - Arrieta (0-1), SV - Familia (2)
 2B-Bryant, Wright. HR-Murphy (2). SB-Granderson-2 (2).
 Time-3:07. Attendance-44,502.

GAME 3
TUESDAY, OCTOBER 20

METS	101	001	200	—	5	11	0
CUBS	100	100	000	—	2	5	1

WP - deGrom (1-0), LP - Cahill (0-1), SV - Familia (3)
 E- Baez. 2B - Céspedes, Flores, Wright, Fowler. HR- Murphy (3), Schwarber (2), Soler (1), . S- Duda. SB-Céspedes. CS - Granderson.
 Time-3:01. Attendance-42,231.

GAME 4
WEDNESDAY, OCTOBER 21

METS	420	000	020	—	8	11	0
CUBS	000	100	020	—	3	6	0

WP - Colón (1-0), LP - Hammel (0-1), SV - None
 2B-Duda-2, Murphy, Soler-2. 3B - Flores. HR-Duda (1), d'Arnaud (2), Murphy (4), Bryant (1). S-Lagares. SB-Granderson, Flores.
 Time-3:32. Attendance- 42,227.



Travis d'Arnaud takes a trot around the bases after slugging a home run that hit the Home Run Apple.

2015 WORLD SERIES



KANSAS CITY ROYALS vs. NEW YORK METS METS LOST SERIES, 4-1



The Mets lost the World Series in five games, despite holding a lead in every contest, including ninth inning leads in Game 1 and Game 5. New York fell to 2-3 all-time in the World Series.

In Game 1, Alcides Escobar hit a leadoff inside-the-park home run off Matt Harvey in the first inning, but the Mets grabbed a 3-1 lead on a solo homer by Curtis Granderson and RBIs from Travis d'Arnaud and Michael Conforto. The Royals tied the game with two runs in the sixth. In the eighth, Juan Lagares singled, stole second and scored when Wilmer Flores reached on an error. In the bottom of the ninth, Alex Gordon hit a one-out solo home run off Jeurys Familia to tie the game. Eric Hosmer hit a sacrifice fly in the bottom of the 14th inning, lifting Kansas City to a 5-4 win.

The Mets were held to two hits by Johnny Cueto as they fell 7-1 in Game 2.

David Wright hit a two-run home run and had four RBI in Citi Field's first World Series game as the Mets rolled to a 9-3 win. Noah Syndergaard allowed three runs over 6.0 innings. Granderson hit his second homer of the series and had two RBI.

The Mets led Game 4, 3-2 heading to the eighth inning on two solo home runs by Conforto and a sac fly by Granderson, but the Royals scored three times in the eighth off Tyler Clippard and Familia and went on to win, 5-3.



Matt Harvey struck out nine in his Game 5 start at Citi.

NY **SERIES STATISTICS** KC

PLAYER	AVG.	G	AB	H	2B	3B	HR	RBI
Céspedes, of	.150	5	20	3	0	0	0	1
Conforto, of	.333	5	15	5	0	0	2	4
Cuddyer, of	.000	1	3	0	0	0	0	0
d'Arnaud, c	.143	5	21	3	0	0	0	1
Duda, 1b	.263	5	19	5	0	0	0	2
Flores, ss	.059	5	17	1	0	0	0	0
Granderson, of	.250	5	20	5	0	0	3	5
Harvey, p	.000	1	3	0	0	0	0	0
Johnson, ph	.000	3	3	0	0	0	0	0
Lagares, of	.300	5	10	3	0	0	0	0
Matz, p	.000	1	1	0	0	0	0	0
Murphy, 2b	.150	5	20	3	0	0	0	0
Nieuwenhuis, of	.000	3	2	0	0	0	0	0
Syndergaard, p	.500	1	2	1	0	0	0	0
Uribe, ph	1.000	1	1	1	0	0	0	1
Wright, 3b	.208	5	24	5	0	0	1	4
TOTAL	.193	181	35	1	0	6	18	

PITCHER	W-L	ERA	G	SV	IP	ER	SO
Clippard	0-1	9.00	3	0	2.0	2	2
Colón	0-1	0.00	3	0	3.1	0	1
deGrom	0-1	7.20	1	0	5.0	4	2
Familia	0-0	1.80	4	0	5.0	1	3
Gilmartin	0-0	0.00	1	0	0.2	0	0
Harvey	0-0	3.21	2	0	14.0	5	11
Matz	0-0	3.60	1	0	5.0	2	5
Niese	0-0	5.79	4	0	4.2	3	4
Reed	0-1	9.82	5	0	3.2	4	1
Robles	0-0	0.00	2	0	2.0	0	2
Syndergaard	1-0	4.50	1	0	6.0	3	6
TOTAL	1-4	4.21	0	51.1	24	37	

Matt Harvey tossed 8.0 shutout innings, Granderson hit a leadoff home run and Lucas Duda had a bases-loaded sacrifice fly in Game 5. The Mets led 2-0 heading to the ninth inning. Harvey allowed a leadoff walk in the ninth followed by an RBI double by Hosmer. One out later, Hosmer scored on an infield ground out to tie the game. Kansas City would score five times in the 12th inning to win the World Series.

GAME 1
TUESDAY, OCTOBER 27

METS	000	111	010	000	00	—	4	11	1
ROYALS	100	002	001	000	01	—	5	11	1

WP - Young (1-0), LP - Colón (0-1), SV - None
 E- Wright, Hosmer. 2B-Zobrist-2. HR-Granderson (1), Escobar (1), Gordon (1), S- Flores, Escobar. SF-Conforto, Hosmer-2. SB - Lagares, Cain. CS - Wright.
 Time-5:09. Attendance-40,320.

GAME 2
WEDNESDAY, OCTOBER 28

METS	000	100	000	—	1	2	1
ROYALS	000	040	03X	—	7	10	0

WP - Cueto (1-0), LP - deGrom (0-1), SV - None
 E-Duda. 2B-Perez, Gordon. 3B - Escobar. SF-Orlando.
 Time-2:54. Attendance-40,410.

GAME 3
FRIDAY, OCTOBER 30

ROYALS	120	000	000	—	3	7	0
METS	202	104	00X	—	9	12	0

WP - Syndergaard (1-0), LP - Ventura (0-1), SV - None
 2B - Zobrist, d'Arnaud. HR- Wright (1), Granderson (2). S- Ventura. SF-Céspedes. SB-Escobar.
 Time-3:22. Attendance-44,781.

GAME 4
SATURDAY, OCTOBER 31

ROYALS	000	011	030	—	5	9	0
METS	002	010	000	—	3	6	2

WP - Madson (1-0), LP - Clippard (0-1), SV - Davis (1)
 E- Colón, Murphy. 2B-Perez, Zobrist, HR-Conforto 2 (2). SF-Granderson. S- Matz. SB-Cain-2. CS- Granderson.
 Time-3:29. Attendance-44,815.

GAME 5
SUNDAY, NOVEMBER 1

ROYALS	000	000	002	005	—	7	10	1
METS	100	001	000	000	—	2	4	2

WP -Hochevar (1-0), LP - Reed (0-1), SV - None
 E- Hosmer, Murphy, Wright. 2B-Hosmer, Escobar, Cain. HR-Granderson (3). SF-Duda. SB-Cain-2, Hosmer, Dyson.
 Time-4:15. Attendance-44,859.



Michael Conforto slugged a pair of solo home runs in Game 4.

2016 WILD CARD GAME



SAN FRANCISCO GIANTS vs. NEW YORK METS METS LOST SERIES, 1-0




The Mets were shutout, 3-0, in a one-game Wild Card Game against the San Francisco Giants at Citi Field.

Noah Syndergaard fired 7.0 shutout innings, allowed just two hits and struck out 10. He did not allow a baserunner until the fourth inning and did not surrender a hit until Denard Span's two-out single in the sixth inning. It was the 10th double-digit strikeout performance by a Mets pitcher in postseason play.

Addison Reed escaped a bases loaded jam in the eighth inning when he struck out Hunter Pence.

Conor Gillaspie hit a one out, three-run homer off Jeurys Familia in the ninth inning for the game's lone runs.

Madison Bumgarner tossed a four-hit shutout and racked up six strikeouts.



Noah Syndergaard struck out 10 over 7.0 shutout innings in the 2016 NL Wild Card Game vs. San Francisco.

SERIES STATISTICS									
PLAYER	AVG.	G	AB	H	2B	3B	HR	RBI	
Bruce, of	.000	1	3	0	0	0	0	0	0
Cabrera, ss	.333	1	3	1	0	0	0	0	0
Campbell, ph	.000	1	1	0	0	0	0	0	0
Céspedes, of	.000	1	4	0	0	0	0	0	0
Granderson, of	.000	1	4	0	0	0	0	0	0
Kelly, ph	1.000	1	1	1	0	0	0	0	0
Loney, 1b	.000	1	1	0	0	0	0	0	0
Reyes, 3b,	.000	1	4	0	0	0	0	0	0
Rivera, TJ, 2b	.250	1	4	1	1	0	0	0	0
Rivera, R., c	.333	1	3	1	0	0	0	0	0
Syndergaard, p	.000	1	2	0	0	0	0	0	0
TOTAL	.133		30	4	1	0	0	0	0

PITCHER	W-L	ERA	G	SV	IP	ER	SO
Syndergaard	0-0	0.00	1	0	7.0	0	10
Reed	0-0	0.00	1	0	1.0	0	1
Familia	0-1	27.00	1	0	1.0	3	1
TOTAL	0-1	3.00		0	9.0	3	12



WILD CARD GAME WEDNESDAY, OCTOBER 5

GIANTS	000	000	003	—	3	5	0
METS	000	000	000	—	0	4	0

WP - Bumgarner (1-0), LP - Familia (0-1), SV - None

E - None. 2B - Crawford, Rivera, T. HR - Gillaspie (1). S - Bumgarner. SB - Span. CS - Span.

Time-3:11. Attendance - 44,747.

POSTSEASON RECORDS

ALL-TIME POSTSEASON LEADERS

GAMES

David Wright.....	24
Edgardo Alfonzo.....	24
Robin Ventura.....	24
Mike Piazza.....	22
Benny Agbayani.....	22
Seven tied at	20

TRIPLES

Buddy Harrelson.....	1
Don Hahn.....	1
Felix Millan.....	1
Lenny Dykstra.....	1
Keith Hernandez.....	1
Gary Carter.....	1
Edgardo Alfonzo.....	1
José Reyes.....	1
Wilmer Flores.....	1

RBI

Edgardo Alfonzo.....	17
Gary Carter.....	15
David Wright.....	13
Curtis Granderson.....	12
Keith Hernandez.....	12
John Olerud.....	12
Mike Piazza.....	12
Darryl Strawberry.....	12

SAVES

Jeury's Familia.....	5
Armando Benitez.....	3
Tug McGraw.....	3
Billy Wagner.....	3
Jesse Orosco.....	2
Ray Taylor.....	2
Five tied at	1

GAMES

John Franco.....	15
Armando Benitez.....	15
Jeury's Familia.....	13
Turk Wendell.....	13
Roger McDowell.....	11
Dennis Cook.....	10
Addison Reed.....	10

BATTING AVERAGE

(minimum of 25 at-bats)

Carlos Delgado.....	351 (13-37)
John Olerud.....	.349 (15-43)
Rusty Staub.....	.341 (14-41)
Gregg Jefferies.....	.333 (9-27)
Lenny Dykstra.....	.328 (21-64)
Daniel Murphy.....	.328 (19-58)

HOME RUNS

Daniel Murphy.....	7
Mike Piazza.....	5
Darryl Strawberry.....	4
Lenny Dykstra.....	4
Edgardo Alfonzo.....	4
Rusty Staub.....	4
Carlos Delgado.....	4

WINS

Jerry Koosman.....	4
Jacob deGrom.....	3
Tom Seaver.....	3
Turk Wendell.....	3
Jesse Orosco.....	3
Eight tied with.....	2

STRIKEOUTS

Tom Seaver.....	46
Al Leiter.....	40
Dwight Gooden.....	38
Noah Syndergaard.....	36
Jerry Koosman.....	31
Jacob deGrom.....	29
Matt Harvey.....	27

GAMES STARTED

Tom Seaver.....	7
Al Leiter.....	7
Dwight Gooden.....	6
Ron Darling.....	6
Jerry Koosman.....	6

HITS

Edgardo Alfonzo.....	26
Cleon Jones.....	23
Mike Piazza.....	22
Lenny Dykstra.....	21
Keith Hernandez.....	20
Benny Agbayani.....	20

RUNS

Edgardo Alfonzo.....	15
Cleon Jones.....	14
Lenny Dykstra.....	13
Darryl Strawberry.....	13
Daniel Murphy.....	13
Mike Piazza.....	12

ERA

(minimum of 15.0 innings)

Jon Matlack.....	1.40 ERA
	(4 ER/25.2 IP)
Tom Glavine.....	1.59 ERA
	(3 ER/17.0 IP)
Tug McGraw.....	1.66 ERA
	(4 ER/21.2 IP)
Armando Benitez.....	2.00 ERA
	(4 ER/18.0 IP)
Bobby Ojeda.....	2.33 ERA
	(7 ER/27.0 IP)

INNINGS PITCHED

Tom Seaver.....	53.2
Al Leiter.....	45.1
Dwight Gooden.....	44.1
Jerry Koosman.....	40.0
Ron Darling.....	29.2

DOUBLES

Edgardo Alfonzo.....	8
Cleon Jones.....	7
Benny Agbayani.....	6
Mike Piazza.....	6
Todd Zeile.....	6
David Wright.....	5
Robin Ventura.....	5

STOLEN BASES

Rickey Henderson.....	7
Curtis Granderson.....	4
Mookie Wilson.....	4
Darryl Strawberry.....	4
Tommie Agee.....	3
Wally Backman.....	3
Timo Perez.....	3
Roger Cedeño.....	3
José Reyes.....	3

LOSSES

Tom Seaver.....	3
Kenny Rogers.....	3
Dwight Gooden.....	3
Harry Parker.....	2
Jon Matlack.....	2
Sid Fernandez.....	2
Ron Darling.....	2
Al Leiter.....	2
Mike Hampton.....	2

COMPLETE GAMES

Tom Seaver.....	2
Jerry Koosman.....	2
Jon Matlack.....	1
Bobby Ojeda.....	1
David Cone.....	1
Bobby Jones.....	1
Mike Hampton.....	1

SINGLE-SEASON POSTSEASON LEADERS

BATTING AVERAGE

(minimum of 25 at-bats)

Carlos Delgado (2006).....	351
John Olerud (1999).....	349
Rusty Staub (1973).....	341
Gregg Jefferies (1988).....	333
Daniel Murphy (2015).....	328
Benny Agbayani (2000)....	320

HOME RUNS

Daniel Murphy (2015).....	7
Mike Piazza (2000).....	4
Rusty Staub (1973).....	4
Carlos Delgado (2006).....	4
10 tied at	3

WINS

Jacob deGrom (2015).....	3
Jesse Orosco (1986).....	3
11 tied at	2

STRIKEOUTS

Tom Seaver (1973).....	35
Al Leiter (2000).....	31
Jacob deGrom (2015).....	29
Matt Harvey (2015).....	27
Noah Syndergaard (2015)	26

HITS

Daniel Murphy (2015).....	19
Edgardo Alfonzo (2000)....	16
Benny Agbayani (2000)....	16
Mike Piazza (2000).....	16
Todd Zeile (2000).....	16
Three tied at	15

RUNS

Daniel Murphy (2015).....	13
Mike Piazza (2000).....	11
Timo Perez (2000).....	11
Curtis Granderson (2015)...	10
Carlos Beltrán (2006).....	10
Wally Backman (1986).....	9

ERA

(minimum of 15.0 innings)

Jon Matlack (1973).....	1.40
Tom Glavine (2006).....	1.59
Tug McGraw (1973).....	1.93
Tom Seaver (1973).....	1.99
Bobby Ojeda (1986).....	2.33

INNINGS PITCHED

Tom Seaver (1973).....	31.2
Al Leiter (2000).....	30.2
Mike Hampton (2000)....	27.1
Bobby Ojeda (1986).....	27.0
Matt Harvey (2015).....	26.2

DOUBLES

Todd Zeile (2000).....	6
Mike Piazza (2000).....	6
Benny Agbayani (2000)....	5
Edgardo Alfonzo (1999)....	5
Cleon Jones (1973).....	4

STOLEN BASES

Rickey Henderson (1999)...	7
Curtis Granderson (2015)...	4
Mookie Wilson (1986).....	4
Darryl Strawberry (1986)....	4
4 tied at.....	3

LOSSES

Kenny Rogers (1999).....	3
Dwight Gooden (1986).....	3
Tom Seaver (1973).....	2
Harry Parker (1973).....	2
Jon Matlack (1973).....	2
Mike Hampton (2000).....	2

GAMES

Jeurys Familia (2015).....	12
Addison Reed (2015).....	9
John Franco (2000).....	9
Jesse Orosco (1986).....	8
Tyler Clippard (2015).....	8
Armando Benitez (2000)...	8

TRIPLES

Nine tied with	1
----------------------	---

RBI

Curtis Granderson (2015)...	12
John Olerud (1999).....	12
Daniel Murphy (2015).....	11
Gary Carter (1986).....	11
Rusty Staub (1973).....	11
Carlos Delgado (2006).....	11

SAVES

Jeurys Familia (2015).....	5
Billy Wagner (2006).....	3
Jesse Orosco (1986).....	2
Tug McGraw (1973).....	2
Armando Benitez (2000)...	2
Ron Taylor (1969).....	2

WALKS

Tug McGraw (1973).....	12
Mike Hampton (2000).....	12
Ron Darling (1986).....	12
John Maine (2006).....	11
Four tied with	9

POSTSEASON HIGHS & LOWS

INDIVIDUAL BATTING HIGHS

Most Runs, Game	4 (Carlos Beltrán, at St. Louis, 2006 NLCS Game 4)
Most Hits, Game	4 (5x, last, Daniel Murphy, at Chicago, 2015 NLCS Game 4)
Longest Hitting Streak	13 games (2x, Benny Agbayani and Edgardo Alfonzo, 1999-2000)
Most RBI, Game	5 (5x, last, Lucas Duda, at Chicago, 2015 NLCS Game 4)
Most Doubles, Game	2 (6x, last, Lucas Duda, at Chicago, 2015 NLCS Game 4)
Most Triples, Game	1 (9x, last, Wilmer Flores, at Chicago, 2015 NLCS Game 4)
Most Home Runs, Game.....	2 (6x, last, Michael Conforto, vs. Kansas City, 2015 World Series Game 4)
Home Runs, Consecutive Games	6 (Daniel Murphy, 2015 NLDS Game 3-NLCS Game 4)
Grand Slams	1 (Edgardo Alfonzo, at Arizona, 1999 NLDS Game 1, off Bobby Chouinard)
Pinch-Hit Home Runs	None
Leadoff Home Runs	5 (last, Curtis Granderson, vs. Kansas City, 2015 World Series Game 5 off Edinson Volquez)
Extra-Inning Home Runs.....	2 (last, Benny Agbayani, vs. San Francisco, 2000 NLDS Game 3, off Aaron Fultz)
Walk-off Home Runs	3 (last, Benny Agbayani, vs. San Francisco, 2000 NLDS Game 3, off Aaron Fultz)
Walk-off Hits/RBI	5 (last, Benny Agbayani, vs. San Francisco, 2000 NLDS Game 3, off Aaron Fultz)
Most Walks, Game.....	3 (5x, last, Carlos Delgado, vs. St. Louis, 2006 NLCS Game 7)
Most Strikeouts, Game.....	4 (2x, last, Lucas Duda, vs. Los Angeles, 2015 NLCS Game 3)
Most Total Bases, Game	10 (Gary Carter, at Boston, 1986 World Series Game 4)
Most Extra-Base Hits, Game.....	3 (2x, last, Lucas Duda, at Chicago, 2015 NLCS Game 4)
Most Stolen Bases, Game	3 (Rickey Henderson, at 1999 Arizona, NLDS Game 2)
Most Hits by Pitcher, Game	2 (2x, last, Jerry Koosman, vs. Cincinnati, 1973 NLCS Game 3)
Most RBI by Pitcher, Game	2 (Gary Gentry, vs. Baltimore, 1969 World Series Game 3)
Last RBI by a Pitcher	(Jesse Orosco, vs. Boston, 1986 World Series Game 7)
Runs Scored by Pitcher, Game	1 (10x, last, Noah Syndergaard, vs. Kansas City, 2015 World Series, Game 3)

POSTSEASON HIGHS & LOWS

TEAM BATTING HIGHS

Most Runs, Game	13 (13-7 win vs. Los Angeles, 2015 NLDS Game 3)
Fewest Runs, Game	0 (6x, last, 3-0 loss vs. San Francisco, 2016 Wild Card Game)
Most Runs, Inning	6 (2x, last, at St. Louis, 6th inning, 2006 NLCS Game 4)
Most Hits, Game	15 (2x, last, at Atlanta, 1999 NLCS Game 6)
Fewest Hits, Game	2 (at Kansas City, 2015 World Series, Game 2)
Most Total Bases, Game	28 (at St. Louis, 2006 NLCS Game 4)
Most Doubles, Game	6 (vs. St. Louis, 2000 NLCS Game 4)
Most Triples, Game	1 (9x, last, at Chicago, 2015 NLCS Game 4)
Most Home Runs, Game	4 (at St. Louis, 2006 NLCS Game 4)
Most Home Runs, Inning	2 (7x, last, at Chicago, 2015 NLCS Game 4, 1st inning, Lucas Duda, Travis d'Arnaud)
Back-to-Back Home Runs	(2x, last, Lucas Duda, Travis d'Arnaud, at Chicago, 2015 NLCS Game 4, 1st inning)
Most Extra-Base Hits, Game	7 (3x, last, at Chicago, 2015 NLCS Game 4)
Most Walks, Game	9 (vs. St. Louis, 2000 NLCS Game 5)
Most Strikeouts, Nine-Inning Game	14 (2x, last, at Los Angeles, 2015 NLDS Game 1)
Most Strikeouts, Extra Innings	15 (2x, last, at Kansas City, 2015 World Series, Game 1 - 14 innings)
Most Stolen Bases, Game	4 (2x, last, at Arizona, NLDS Game 2)

INDIVIDUAL PITCHING HIGHS

Most Runs Allowed, Game	6 (5x, last, Bobby Jones, vs. St. Louis, 2000 NLCS Game 4)
Most Hits Allowed, Game	10 (Bob Ojeda, at Houston, 1986 NLCS Game 2)
Most Home Runs Allowed, Game	3 (Oliver Perez, at St. Louis, 2006 NLCS Game 4)
Most Strikeouts, Game, Starter	13 (2x, last, Jacob deGrom, at Los Angeles, 2015 NLDS Game 1)
Most Strikeouts, Game, Reliever	8 (Tug McGraw, at Oakland, 1973 World Series Game 2)
Most Walks, Game	6 (Ron Darling, at Boston, 1986 World Series Game 4)
Longest Winning Streak	4 (Jerry Koosman, 10/12/69-10/18/73)
Longest Losing Streak	3 (2x, last, Kenny Rogers, 10/6-10/19/99)
Most Innings Pitched, Game	10.0 (2x, last, by Dwight Gooden, vs. Houston, 1986 NLCS Game 5)
Most Innings Pitched, Reliever	7.0 (Nolan Ryan, vs. Atlanta, 1969 NLCS Game 3)
Complete Games	9 (last, Mike Hampton, vs. St. Louis, 2000 NLCS Game 5)
Complete-Game Shutouts	3 (last, Mike Hampton, vs. St. Louis, 2000 NLCS Game 5)
10+ Strikeouts, Game	5 (last, Noah Syndergaard, 10 strikeouts, vs. San Francisco, 2016 Wild Card Game)

TEAM PITCHING HIGHS

Most Runs Allowed	10 (10-9 loss at Atlanta, 1999 NLCS Game 6)
Most Runs Allowed, Inning	5 (4x, last, vs. Kansas City, 2015 World Series Game 5 - 12th inning)
Most Hits Allowed, Game	18 (vs. Boston, 1986 World Series Game 2)
Fewest Runs Allowed, Game	0 (6x, last, vs. St. Louis, 2006 NLCS Game 1)
Fewest Hits Allowed, Game	1 (vs. San Francisco, 2000 NLDS Game 4)
Most Consecutive Scoreless Innings	26.0 (2000 NLDS Game 3-2000 Game 4, NLCS G1)
Most Home Runs Allowed, Game	3 (at St. Louis, 2006 NLCS Game 4)
Most Home Runs Allowed, Inning	2 (5x, last, at St. Louis, 2006 NLCS Game 4, 6th inning)
Back-to-Back HRs, Allowed	2x (last, Brian Jordan/Ryan Klesko off Rick Reed, vs. Atlanta, 1999 NLCS Game, 8th inning)
Leadoff Home Runs, Allowed	3 (last, Alcides Escobar, at Kansas City, 2015 World Series Game 1 off Matt Harvey)
Walk-off Home Runs, Allowed	1 (Johnny Bench, at Cincinnati, 1973 NLCS Game 1 off Tom Seaver)
Extra-Inning Home Runs, Allowed	4 (last, Kirk Gibson, vs. Los Angeles, 1988 NLCS Game 4, off Roger McDowell)
Grand Slams, Allowed	None
Pinch-Hit Home Runs, Allowed	3 (last, Chris Duncan, at St. Louis, 2006 NLCS Game 5, off Pedro Feliciano)
Most Strikeouts, Nine Innings	13 (2x, last, at Los Angeles, 2015 NLDS Game 1)
Most Strikeouts, Extra Innings	19 (vs. Atlanta, 1999 NLCS Game 5, 15 innings)
Most Walks Allowed, Nine Innings	7 (3x, last, at Boston, 1986 World Series Game 4)
Most Walks Allowed, Extra Innings	10 (vs. Atlanta, 1999 NLCS Game 5, 15 innings)

MISCELLANEOUS STATS

Longest Game, Time, Nine-Inning Game	3:59 (vs. St. Louis, 2000 NLCS Game 2, 6-5 win)
Longest Game, Time, Extra-Inning Game	5:46 (vs. Atlanta, 1999 NLCS Game 5, 4-3 win, 15 innings)
Longest Game, Innings	16 (at Houston, 1986 NLCS Game 6, 7-6 win)
Longest Winning Streak	5 (2x, last, 2015 NLDS Game 5 - 2015 NLCS Game 4)
Longest Losing Streak	3 (3x, last, 2015 World Series Game 4-present)
Most Errors, Team, Game	3 (2x, last, at Yankees, 2000 World Series Game 2)

ALL SERIES RECORDS

INDIVIDUAL BATTING SERIES RECORDS

MOST GAMES

7 Many Times
Series

AT-BATS

32 José Reyes vs. St. Louis (2006 NLCS)
Felix Millan vs. Oakland (1973 World Series)
Series

Nine Inning Game

6 José Reyes & Paul Lo Duca vs. St. Louis (2006 NLCS-Game 4)

Extra Inning Game

7 six times, last, David Wright & Daniel Murphy at Kansas City (2015 World Series-Game 1)

RUNS

Series

8 two times, last, Carlos Beltrán vs. St. Louis (2006 NLCS)

Game

4 Carlos Beltrán vs. St. Louis (2006 NLCS-Game 4)

HITS

Series

11 Rusty Staub vs. Oakland (1973 World Series)

Game

4 five times, last, Daniel Murphy at Chicago (2015 NLCS-Game 4)

DOUBLES

Series

4 Edgardo Alfonzo vs. Atlanta (1999 NLCS)

Game

2 six times, last, Lucas Duda at Chicago (2015 NLCS-Game 4)

TRIPLES

Series

1 nine times, last, Wilmer Flores at Chicago (2015 NLCS-Game 4)

Game

1 nine times, last, Wilmer Flores at Chicago (2015 NLCS-Game 4)

HOME RUNS

Series

4 Daniel Murphy vs. Chicago (2015 NLCS)

Game

2 six times, last, Michael Conforto vs. Kansas City (2015 World Series-Game 4)

RBI

Series

9 two times, last, Carlos Delgado vs. St. Louis (2006 NLCS)

Game

5 five times, last, Lucas Duda at Chicago (2015 NLCS-Game 4)

EXTRA-BASE HITS

Series

6 Carlos Delgado vs. St. Louis (2006 NLCS)

Game

3 twice, last, Lucas Duda at Chicago (2015 NLCS-Game 4)

TEAM BATTING SERIES RECORDS

RUNS

Series

32 vs. Boston (1986 World Series)

Game

13 vs. Los Angeles (2015 NLDS-Game 3)

HITS

Series

66 vs. Oakland (1973 World Series)

Nine Inning Game

14 three times, last, at St. Louis (2006 NLCS-Game 4)

Extra Inning Game

15 two times, last, at Atlanta (1999 NLCS-Game 6)

DOUBLES

Series

12 three times, last, vs. St. Louis (2006 NLCS)

Game

6 vs. St. Louis (2000 NLCS-Game 4)

TRIPLES

Series

2 two times, last, vs. Houston (1986 NLCS)

Game

1 nine times, last, at Chicago (2015 NLCS-Game 4)

HOME RUNS

Series

8 vs. St. Louis (2006 NLCS)

Game

4 vs. St. Louis (2006 NLCS-Game 4)

RBI

Series

29 vs. Boston (1986 World Series)

Game

13 vs. Los Angeles (2015 NLDS-Game 3)

STOLEN BASES

Series

8 vs. Arizona (1999 NLDS)

Game

4 two times, last, at Arizona (1999 NLDS-Game 2)

INDIVIDUAL PITCHING SERIES RECORDS

GAMES WON

Series

3..... Jesse Orosco vs. Houston (1986 NLCS)

GAMES LOST

Series

2..... three times, last, Kenny Rogers vs. Atlanta (1999 NLCS)

SAVES

Series

3..... Jeury's Familia vs. Chicago (2015 NLCS)

GAMES

Series

5 seven times, last, Addison Reed vs. Kansas City (2015 World Series)

GAMES STARTED

Series

3 two times, last, Ron Darling vs. Boston (1986 World Series)

COMPLETE GAMES

Series

1..... nine times, last, Mike Hampton vs. St. Louis (2000 NLCS-Game 5)

INNINGS PITCHED

Game

10.0..... twice, last, Dwight Gooden vs. Houston (1986 NLCS-Game 5)

Series

18.1..... Dwight Gooden vs. Los Angeles (1988 NLCS)

STRIKEOUTS

Game

13..... twice, last, Jacob deGrom at Los Angeles (2015 NLDS-Game 1)

Series

20 twice, last, Jacob deGrom vs. Los Angeles (2015 NLDS)

TEAM PITCHING SERIES RECORDS

FEWEST HITS ALLOWED

Game

1..... vs. San Francisco (2000 NLDS-Game 4)

Series

21 vs. Chicago (2015 NLCS)

MOST HITS ALLOWED

Game

18 vs. Boston (1986 World Series-Game 2)

Series

69 vs. Boston (1986 World Series)

MOST RUNS ALLOWED

Inning

5 four times, last, vs. Kansas City, 12th inning (2015 World Series-Game 5)

Nine Inning Game

9 two times, last, vs. St. Louis (2006 NLCS-Game 2)

Extra Inning Game

10 at Atlanta (1999 NLCS-Game 6)

Series

31 vs. Los Angeles (1988 NLCS)

FEWEST RUNS ALLOWED

Game

0 six times, last, vs. St. Louis (2006 NLCS-Game 1)

Series

8 two times, last, vs. Chicago (2015 NLCS)

HOME RUNS ALLOWED

Game

3... vs. St. Louis (2006 NLCS-Game 4)

Series

9 vs. St. Louis (2006 NLCS)

MOST STRIKEOUTS

Nine Inning Game

13..... twice, last, at Los Angeles (2015 NLDS-Game 1)

Extra Inning Game

19 ... vs. Atlanta (1999 NLCS-Game 5)

Series

62 ... vs. Oakland (1973 World Series)

POST-SEASON WALK-OFF WINS

DATE

October 15, 1969
October 11, 1986
October 14, 1986
October 25, 1986
October 9, 1999
October 17, 1999
October 7, 2000

GAME

WS Game 4
NLCS Game 3
NLCS Game 5
WS Game 6
NLDS Game 4
NLCS Game 5
NLDS Game 3

GAME RESULT

Mets 2, Orioles 1 (10 innings) - J.C. Martin reaches on E1.
Mets 6, Astros 5 - Lenny Dykstra two-run homer.
Mets 2, Astros 1 (12 innings) - Gary Carter RBI single.
Mets 6, Red Sox 5 (10 innings) - Mookie Wilson reaches on E3.
Mets 4, Diamondbacks 3 (10 innings) Todd Pratt solo homer.
Mets 4, Braves 3 (15 innings) - Robin Ventura grand slam single
Mets 3, Giants 2 (13 innings) - Benny Agbayani solo homer.

NL EAST CLINCHING DATES

YEAR

1969
1973
1986
1988
2006
2015

DATE

September 24
October 1
September 17
September 22
September 18
September 26

GAME

157
161
145
151
149
155

GAME RESULTS

Mets 6, Cardinals 0 at Shea
Mets 6, Cubs 4 at Chicago
Mets 4, Cubs 2 at Shea
Mets 3, Phillies 1 at Shea
Mets 4, Marlins 0 at Shea
Mets 10, Reds 2 at Cincinnati

DIVISION SERIES RECORDS

INDIVIDUAL BATTING SERIES RECORDS

MOST GAMES PLAYED

Career
8 games.....David Wright, Benny Agbayani, Edgardo Alfonzo & Robin Ventura
Series
5.....6 times, all in 2015 NLDS

MOST AT-BATS

Career
34.....Edgardo Alfonzo
Series
21.....Daniel Murphy vs. Los Angeles (2015)
Nine Inning Game
5.....many times
Extra Inning Game
6.....Timo Perez & Benny Agbayani vs. San Francisco (2000-Game 3)

MOST RUNS

Career
7.....Edgardo Alfonzo
Series
6.....Edgardo Alfonzo vs. Arizona (1999)
Game
3.....three times, last, Yoenis Céspedes, Travis d'Arnaud & Juan Lagares vs. Los Angeles (2015-Game 3)

MOST HITS

Career
9.....Edgardo Alfonzo
Series
7.....three times, last, Curtis Granderson & Daniel Murphy vs. Los Angeles (2015)
Game
4.....Carlos Delgado vs. Los Angeles (2006-Game 1)

MOST DOUBLES

Career
3.....Edgardo Alfonzo
Series
2.....six times, last, Curtis Granderson & Juan Lagares vs. Los Angeles (2015)
Game
2.....three times, last, Curtis Granderson at Los Angeles (2015-Game 3)

MOST TRIPLES

Career
.....None

MOST HOME RUNS

Career
4.....Edgardo Alfonzo
Series
3.....two times, last, Daniel Murphy vs. Los Angeles (2015)
Game
2.....Edgardo Alfonzo at Arizona (1999-Game 1)

MOST RBI

Career
11.....Edgardo Alfonzo
Series
6.....Edgardo Alfonzo & John Olerud vs. Arizona (1999)
Game
5... two times, last, Curtis Granderson vs. Los Angeles (2015-Game 3)

MOST EXTRA-BASE HITS

Career
7.....Edgardo Alfonzo
Series
4.....two times, last, Daniel Murphy vs. Los Angeles (2015)
Game
2.....five times, last, Daniel Murphy at Los Angeles (2015-Game 5)

MOST STOLEN BASES

Career
6.....Rickey Henderson
Series
6.....Rickey Henderson vs. Arizona (1999)
Game
3.....Rickey Henderson at Arizona (1999-Game 2)

TEAM BATTING SERIES RECORDS

RUNS

Game
13.....vs. Los Angeles (2015-Game 3)
Inning
6.....sixth inning vs. Arizona (1999-Game 3)
Series
22.....two times, last, vs. Los Angeles (2015)

HITS

Game
14.....at Los Angeles (2006-Game 3)
Series
34.....vs. Arizona (1999)

DOUBLES

Game
4.....vs. Los Angeles (2015-Game 3)
Series
7.....vs. San Francisco (2000)

TRIPLES

Game
.....None

HOME RUNS

Game
3.....vs. Arizona (1999-Game 1)
Series
7.....vs. Los Angeles (2015)

RBI

Game
13.....vs. Los Angeles (2015-Game 3)
Series
22.....two times, last, vs. Los Angeles (2015)

STOLEN BASES

Game
4.....at Arizona (1999-Game 2)
Series
8.....vs. Arizona (1999)

INDIVIDUAL PITCHING SERIES RECORDS

MOST GAMES WON

Career	2..... Jacob deGrom
Series	2..... Jacob deGrom vs. Los Angeles (2015)

MOST GAMES LOST

Career	1..... four times, last, Steven Matz vs. Los Angeles (2015-Game 4)
Series	1..... four times, last, Steven Matz vs. Angeles (2015-Game 4)

MOST SAVES

Career	2..... Jeurys Familia & Billy Wagner
Series	2..... two times, last, Jeurys Familia vs. Los Angeles (2015)

MOST GAMES

Career	5..... John Franco
Series	4..... Jeurys Familia vs. Los Angeles (2015)

MOST GAMES STARTED

Career	2..... three times, last, Jacob deGrom
Series	2..... Jacob deGrom vs. Los Angeles (2015)

MOST COMPLETE GAMES

Career	1..... Bobby Jones
Series	1..... Bobby Jones vs. San Francisco (2000-Game 4)

MOST INNINGS PITCHED

Career	15.2..... Al Leiter
Series	13.0..... Jacob deGrom vs. Los Angeles (2015)
Game	9.0..... Bobby Jones vs. San Francisco (2000-Game 4)

MOST STRIKEOUTS

Career	20..... Jacob deGrom
Series	20..... Jacob deGrom vs. Los Angeles (2015)
Game	13..... Jacob deGrom at Los Angeles (2015-Game 1)

TEAM PITCHING SERIES RECORDS

FEWEST HITS ALLOWED

Game	1...vs. San Francisco (2000-Game 4)
Series	26.....vs. Arizona (1999)

MOST HITS ALLOWED

Game (Nine Innings)	16.....at Los Angeles (2006-Game 3)
Game (Extra Innings)	11...vs. San Francisco (2000-Game 3)
Series	40.....vs. Los Angeles (2015)

FEWEST RUNS ALLOWED

Game	0...vs. San Francisco (2000-Game 4)
Series	16.....vs. Arizona (1999)

MOST RUNS ALLOWED

Inning	4..... two times, last, 7th at Los Angeles (2015-Game 2)
Game	7..... two times, last, vs. Los Angeles (2015-Game 3)
Series	18..... vs. Los Angeles (2015)

MOST HOME RUNS ALLOWED

Most Home Runs Allowed Game	2..... vs. Los Angeles (2015-Game 3)
Most Home Runs Allowed Series	4.....vs. Arizona (1999)

MOST STRIKEOUTS

Strikeouts Game (Nine Innings)	13.....at Los Angeles (2015-Game 1)
Strikeouts Extra Inning Game	17... vs. San Francisco (2000-Game 3)
Series	54..... vs. Los Angeles (2015)

MISCELLANEOUS RECORDS

Consecutive Wins

7.....2000 Game 2-2015 Game 1

Consecutive Losses

1.....four times, last, 2015 (Game 4)

Shutouts

1..... 2000-Game 4 vs. San Francisco (Won, 4-0)
--

Extra Inning Games

1999..... Game 4 vs. Arizona (Won, 4-3 in 10 innings)
2000..... Game 2 at San Francisco (Won, 5-4 in 10 innings)
2000..... Game 3 vs. San Francisco (Won, 3-2 in 13 innings)

ERRORS

Game	2..... vs. Los Angeles (2006-Game 3)
Series	3..... vs. Los Angeles (2006)

LEAGUE CHAMPIONSHIP RECORDS

INDIVIDUAL BATTING SERIES RECORDS

MOST GAMES PLAYED

- Career**
13..... Wally Backman, Gary Carter, Lenny Dykstra, Keith Hernandez & Darryl Strawberry
- Series**
7two times, by seven players vs. Los Angeles (1988)
by eight players vs. St. Louis (2006)

MOST AT-BATS

- Career**
54 Gary Carter
- Series**
32..... José Reyes vs. St. Louis (2006)
- Nine-Inning Game**
6 José Reyes & Paul Lo Duca at St. Louis (2006-Game 4)
- Extra-Inning Game**
7 three times, last, Robin Ventura, vs. Atlanta (1999-Game 5)

MOST RUNS

- Career**
9 Lenny Dykstra & Darryl Strawberry
- Series**
8two times, last, Carlos Beltrán vs. St. Louis (2006)
- Game**
4 Carlos Beltrán at St. Louis (2006-Game 4)

MOST HITS

- Career**
14..... Edgardo Alfonzo, Keith Hernandez & Darryl Strawberry
- Series**
9four times, last, Daniel Murphy vs. Chicago (2015)
- Game**
4two times, last, Daniel Murphy at Chicago (2015-Game 4)

MOST DOUBLES

- Career**
5 Edgardo Alfonzo
- Series**
4...Edgardo Alfonzo vs. Atlanta (1999)
- Game**
2 three times, last, Lucas Duda at Chicago (2015-Game 4)

MOST TRIPLES

- Career**
1 seven players tied
- Series**
1 seven players tied
- Game**
1 seven times, last, Wilmer Flores at Chicago (2015-Game 4)

MOST HOME RUNS

- Career**
4 Daniel Murphy
- Series**
4...Daniel Murphy vs. Chicago (2015)
- Game**
2three times, last, Carlos Beltrán at St. Louis (2006-Game 4)

MOST RBI

- Career**
11..... Darryl Strawberry
- Series**
9 Carlos Delgado vs. St. Louis (2006)
- Game**
5two times, last, Lucas Duda at Chicago (2015-Game 4)

MOST EXTRA-BASE HITS

- Career**
7 Lenny Dykstra
- Series**
6 Carlos Delgado vs. St. Louis (2006)
- Game**
3 Lucas Duda at Chicago (2015-Game 4)

MOST STOLEN BASES

- Career**
3 Curtis Granderson vs. Chicago (2015)
- Series**
3 Curtis Granderson vs. Chicago (2015)
- Game**
2 four times, last, Curtis Granderson vs. Chicago (2015-Game 2)

TEAM BATTING SERIES RECORDS

RUNS

- Game**
12at St. Louis (2006-Game 4)
- Inning**
6at St. Louis-sixth inning (2006-Game 4)
- Series**
31.....vs. St. Louis (2000)

HITS

- Nine Inning Game**
14.....two times, last, at St. Louis (2006-Game 4)
- Extra Inning Game**
15vs. Atlanta (1999-Game 5)
- Series**
58 vs. Los Angeles (1988)

DOUBLES

- Game**
6vs. St. Louis (2000-Game 4)
- Series**
12three times, last, vs. St. Louis (2006)

TRIPLES

- Game**
1seven times, last, at Chicago (2015-Game 4)
- Series**
2vs. Houston (1986)

HOME RUNS

- Game**
4 at St. Louis (2006-Game 4)
- Series**
8vs. St. Louis (2006)

RBI

- Game**
12 at St. Louis (2006-Game 4)
- Series**
27.....three times, last vs. St. Louis (2006)

STOLEN BASES

- Game**
4 at Atlanta (1969-Game 2)
- Series**
7two times, last, vs. Chicago (2015)

INDIVIDUAL PITCHING SERIES RECORDS

MOST GAMES WON

- Career**
3..... Jesse Orosco
- Series**
3..... Jesse Orosco vs. Houston (1986)

MOST GAMES LOST

- Career**
2..... Sid Fernandez & Kenny Rogers
- Series**
2..... Kenny Rogers vs. Atlanta (1999)

MOST SAVES

- Career**
3..... Jeurys Familia
- Series**
3..... Jeurys Familia vs. Chicago (2015)

MOST GAMES

- Career**
8..... Armando Benitez
- Series**
5..... four times, last, Guillermo Mota & Chad Bradford vs. St. Louis (2006)

MOST GAMES STARTED

- Career**
4..... Dwight Gooden
- Series**
2..... 12 times, last, Tom Glavine, John Maine & Oliver Perez vs. St. Louis (2006)

MOST COMPLETE GAMES

- Career**
1..... six times, last, Mike Hampton vs. St. Louis (2000-Game 5)
- Series**
1..... six times, last, Mike Hampton vs. St. Louis (2000-Game 5)

MOST INNINGS PITCHED

- Career**
35.1..... Dwight Gooden
- Series**
18.1..... Dwight Gooden vs. Los Angeles (1988)
- Game**
10.0..... Dwight Gooden vs. Houston (1986-Game 5)

MOST STRIKEOUTS

- Career**
29..... Dwight Gooden
- Series**
20..... Dwight Gooden vs. LA (1988)
- Game**
13..... Tom Seaver at Cincinnati (1973-Game 1)

TEAM PITCHING SERIES RECORDS

FEWEST HITS ALLOWED

- Game**
2..... at Cincinnati (1973-Game 2)
- Series**
21..... vs. Chicago (2015)

MOST HITS ALLOWED

- Game**
14..... vs. St. Louis (2000-Game 3)
- Series**
56..... vs. St. Louis (2006)

MOST RUNS ALLOWED

- Inning**
5..... three times, last, at Atlanta first inning (1999-Game 6)
- Nine Inning Game**
9..... vs. St. Louis (2006-Game 2)
- Extra Inning Game**
10..... at Atlanta (1999-Game 6)
- Series**
31..... vs. Los Angeles (1988)

FEWEST RUNS ALLOWED

- Series**
8..... two times, last, Chicago (2015)

MOST HOME RUNS ALLOWED

- Game**
3..... at St. Louis (2006-Game 4)
- Series**
9..... vs. St. Louis (2006)

MOST STRIKEOUTS

- Game**
13..... at Cincinnati (1973-Game 1)
- Extra Inning Game**
19..... vs. Atlanta (1999-Game 5)
- Series**
54..... vs. Los Angeles (1988)

MISCELLANEOUS RECORDS

Consecutive Wins

- 4..... Game 1, 2015 - present

Consecutive Losses

- 4..... Game Seven, 1988
Game Three, 1999

Shutouts

- 3..... 1973-Game Two at Cincinnati (Won, 5-0)
2000-Game Five vs. St. Louis (Won, 7-0)
2006-Game One vs. St. Louis (Won, 2-0)

Extra Inning Games

- 1973-Game 4 vs. Cincinnati (Lost, 1-2 in 12 innings)
1986-Game 5 at Houston (Won, 2-1 in 12 innings)
1986-Game 6 at Houston (Won, 7-6 in 16 innings)
1988-Game 4 vs. Los Angeles (Lost, 4-5 in 12 innings)
1999-Game 5 vs. Atlanta (Won, 4-3 in 15 innings)
1999-Game 6 at Atlanta (Lost, 9-10 in 11 innings)

ERRORS

- Game**
3..... at St. Louis (2000-Game 1)
- Series**
8..... two times, last, vs. Atlanta (1999)

WORLD SERIES RECORDS

INDIVIDUAL BATTING SERIES RECORDS

MOST GAMES PLAYED

- Career**
12 Jerry Grote, Cleon Jones & Buddy Harrelson
- Series**
7 many times, 1973 & 1986

MOST AT-BATS

- Career**
49 Jerry Grote
- Series**
32 Felix Millan vs. Oakland (1973)
- Nine Inning Game**
5 many times
- Extra Inning Game**
7 three times, last, David Wright & Daniel Murphy at Kansas City (2015-Game 1)

MOST RUNS

- Career**
7 Cleon Jones
- Series**
6 Curtis Granderson vs. Kansas City (2015)
- Nine Inning Game**
3 Curtis Granderson vs. Kansas City (2015-Game 3)
- Extra Inning Game**
3 Cleon Jones at Oakland (1973-Game 2)

MOST HITS

- Career**
12 Jerry Grote
- Series**
11 Rusty Staub vs. Oakland (1973)
- Game**
4 two times, last, Lenny Dykstra, at Boston (1986-Game 3)

MOST DOUBLES

- Career**
3 Cleon Jones
- Series**
2 seven times
- Game**
1 many times

MOST TRIPLES

- Career**
1 Don Hahn & Felix Millan
- Series**
1 Don Hahn & Felix Millan vs. Oakland (1973)
- Game**
1 two times, last, Don Hahn vs. Oakland (1973-Game 5)
- MOST HOME RUNS**
Career
3 Curtis Granderson & Donn Clendenon
- Series**
3. two times, last, Curtis Granderson vs. Kansas City (2015)
- Game**
2 Michael Confoto vs. Kansas City (2015-Game 4) & Gary Carter at Boston (1986-Game 4)

MOST RBI

- Career**
9 Gary Carter vs. Boston (1986)
- Series**
9 Gary Carter vs. Boston (1986)
- Game**
5 Rusty Staub vs. Oakland (1973-Game 4)

MOST EXTRA-BASE HITS

- Career**
4 Mike Piazza, Gary Carter, Donn Clendenon & Cleon Jones
- Series**
4 three times, last, Mike Piazza vs. Yankees (2000)
- Game**
3 Gary Carter at Boston (1986-Game 4)

MOST STOLEN BASES

- Career**
3 Darryl Strawberry & Mookie Wilson
- Series**
3 Darryl Strawberry & Mookie Wilson vs. Boston (1986)
- Game**
2 two times, last, Darryl Strawberry vs. Boston (1986-Game 6)

TEAM BATTING SERIES RECORDS

RUNS

- Game**
10 at Oakland-12 innings (1973-Game 2)
- Nine-Inning Game**
9 vs. Kansas City (2015-Game 3)
- Inning**
5 at Yankees-ninth inning (2000-Game 2)
- Series**
32 vs. Boston (1986)

HITS

- Game**
15 at Oakland-12 innings (1973-Game 2)
- Nine Inning Game**
13 two times, last, at Boston (1986-Game 3)
- Series**
66 vs. Oakland (1973)

DOUBLES

- Game**
4 vs. Yankees (2000-Game 3)
- Series**
8 three times, vs. Baltimore (1969), vs. Boston (1986), vs. Yankees (2000)

TRIPLES

- Game**
1 two times, last, vs. Oakland (1973-Game 5)
- Series**
2 vs. Oakland (1973)

HOME RUNS

- Game**
3 at Boston (1986-Game 4)
- Series**
7 vs. Boston (1986)

RBI

- Game**
9 vs. Kansas City (2015-Game 3)
- Series**
29 vs. Boston (1986)

STOLEN BASES

- Game**
3 at Boston (1986-Game 4)
- Series**
7 vs. Boston (1986)

INDIVIDUAL PITCHING SERIES RECORDS

MOST GAMES WON

Career	3.....Jerry Koosman
Series	2.....Jerry Koosman vs. Baltimore (1969)

MOST GAMES LOST

Career	2.....Tom Seaver, Jon Matlack & Dwight Gooden
Series	2.....two times, last, Dwight Gooden vs. Boston (1986)

MOST SAVES

Career	2.....Jesse Orosco
Series	2.....Jesse Orosco vs. Boston (1986)

MOST GAMES

Career	5.....three times, last, Addison Reed
Series	5.....three times, last, Addison Reed (Kansas City-2015)

MOST GAMES STARTED

Career	4.....Jerry Koosman, Tom Seaver
Series	3.....two times, last, Ron Darling (1986 vs. Boston)

MOST COMPLETE GAMES

Career	1.....Tom Seaver & Jerry Koosman
Series	1.....two times, last, Jerry Koosman (1969, Game 5 vs. Baltimore)

MOST INNINGS PITCHED

Career	30.0.....Tom Seaver
Series	17.2.....two times, last, Ron Darling (1986 vs. Boston)
Game	10.0.....Tom Seaver (1969, Game 4 vs. Baltimore)

MOST STRIKEOUTS

Career	27.....Tom Seaver
Series	18.....Tom Seaver (1973 vs. Oakland)
Game	12.....Tom Seaver (1973, Game 3 vs. Oakland)

TEAM PITCHING SERIES RECORDS

FEWEST HITS ALLOWED

Game	2.....at Baltimore (1969-Game 2)
Series	23.....vs. Baltimore (1969)

MOST HITS ALLOWED

Game	18.....vs. Boston (1986-Game 2)
Series	69.....vs. Boston (1986)

MOST RUNS ALLOWED

Inning	5.....vs. Kansas City-12th inning (2015-Game 5)
Game	9.....vs. Boston (1986-Game 2)
Series	27.....two times, last, Kansas City (2015)

FEWEST RUNS ALLOWED

Series	9.....vs. Baltimore (1969)
---------------	----------------------------

MOST HOME RUNS ALLOWED

Game	2.....six times, last, at Kansas City (2015-Game 1)
Series	5.....vs. Boston (1986)

MOST STRIKEOUTS

Game	12.....two times, last, vs. Yankees (2000-Game 3)
Extra Inning Game	15.....at Oakland (1973-Game 2)
Series	62.....vs. Oakland (1973)

MISCELLANEOUS RECORDS

Consecutive Wins

4.....Game 2, 1969-Game 5, 1969

Consecutive Losses

4.....twice, last, Game 4, 2000-Game 2, 2015
--

Shutouts

2.....two times, 1969-Game 3 vs. Baltimore (Won, 5-0) 1973-Game 5 vs. Oakland (Won, 2-0)

Extra Inning Games

1969-Game 4 vs. Baltimore (Won, 2-1 in 10 innings)
1973-Game 2 at Oakland (Won, 10-7 in 12 innings)
1973-Game 3 vs. Oakland (Lost, 2-3 in 11 innings)
1986-Game 6 vs. Boston (Won, 6-5 in 10 innings)
2000-Game 1 at Yankees (Lost, 3-4 in 12 innings)
2015-Game 1 at Kansas City (Lost, 4-5 in 14 innings)
2015-Game 5 vs. Kansas City (Lost, 2-7 in 12 innings)

ERRORS

Game	3.....2000, Game 2 at Yankees
Series	10.....1973 vs. Oakland



MEDIA

METS TELEVISION & RADIO



SNY is an Emmy Award winning, multiplatform regional sports network serving approximately seven million homes in the New York Metropolitan area and nine million homes across the country through unparalleled coverage of the New York Mets, Jets and all things New York sports. SNY is the official television home of the New York Mets, televising more than 130 live games

each season with exclusive pre- and post-game programs, plus additional Mets entertainment programming airing throughout the calendar year. As the official television home of the New York Jets, SNY delivers more than 300 hours of exclusive year-round content devoted to Jets football. SNY is also the official television home of the 11-time NCAA Championship UConn Huskies women's basketball team. As New York's leader in local sports television coverage, SNY delivers the most comprehensive access to all of the Tri-State area's professional and collegiate sports teams through nightly sports and entertainment programs from SNY's state-of-the-art studio located high above the city at 4 World Trade Center in downtown Manhattan.

Online, SNY.tv is the "go-to" digital communal home for New York sports fans to get succinct, easy-to-read updates, video highlights and features, recaps, news, opinion, insight and fan reaction on their favorite New York sports teams. Owned by Sterling Entertainment Enterprises, Charter Communications and Comcast, SNY is available to viewers throughout New York, Connecticut, New Jersey, and northeastern Pennsylvania, and nationally through select providers.



New York's PIX11 (Channel 11) is the flagship station of the CW Television Network and home to PIX11's award winning news. Founded in 1948 and now owned by Mission Broadcasting, PIX11 is operated by Nexstar Inc. PIX11 enters its 18th season as the over-the air television home of the New York Mets and will broadcast 26 games in the 2021 season.



The radio flagship for New York Mets baseball is one of America's most trusted news brands. Each week, WCBS Newsradio 880 delivers the latest news to millions of listeners in the nation's biggest city. From our award-winning 24/7 local news and sports coverage, to Bloomberg Business reports and Traffic and Weather Together on the 8's — WCBS 880 is the place New York turns to for the most up-to-the-minute and reliable information. WCBS Newsradio 880,

streaming live around the clock on Radio.com, also provides breaking news, features and more across multiple platforms including WCBS880.com and our social media channels. We're proud to join the New York Mets family and we invite fans to keep your radios tuned to 880 AM and CBS-FM HD-2 for the best local news and New York Mets Baseball.




Univision is the only Spanish Language media source carrying New York Mets baseball play-by-play on the radio dial. WQBU-FM 92.7 will be home to all 162 Mets games along with pre and post game shows. Que Buena 92.7 is the preeminent Spanish Adult Contemporary station in New York playing the greatest hits from the 80's, 90's and today.

GARY COHEN

SNY & PIX 11

- Gary Cohen, a Queens, NY native enters his 33rd season as a New York Mets Play-by-Play announcer and 16th season as the television voice of the Mets on SNY...He will serve as the play-by-play-announcer for all regular-season SNY produced Mets telecasts in 2021.
- Cohen also participates on SNY's sports and entertainment programs...In addition, he is a contributor to the network's website, sny.tv.
- Inducted into the New York State Baseball Hall of Fame in 2018
- Was one of eight finalists for the 2017 Ford C. Frick Award, presented annually for excellence in baseball broadcasting by the National Baseball Hall of Fame and Museum.
- Prior to joining SNY, Cohen was a member of the Mets WFAN Radio team for 17 years.
- Has done play-by-play on national baseball broadcasts for CBS Radio and ESPN Radio.
- Has broadcast play-by-play of the NCAA Basketball Tournament for CBS Radio and Westwood One since 2010...Also served in the same role from 1991-2003.
- Has been the radio voice for Seton Hall University basketball since 2003.
- Was the radio voice of St. John's University basketball from 1995-2002.
- Called men's and women's hockey play-by-play at the 1992, 1994 and 1998 Winter Olympics for CBS Radio.
- Has also done play-by-play for the New York Rangers.
- Before coming to the Mets, Cohen broadcast minor league baseball for Boston's Pawtucket (AAA) club of the International League (1987-1988), the Durham Bulls (A) of the Carolina League (1986) and Spartanburg Spinners (A) of the South Atlantic League (1983-1984).
- Was the basketball and hockey voice for Providence College in 1988-1989, and broadcast football for Brown University in 1987.
- In addition, he has done play-by-play for various sports at Columbia University, the University of Pennsylvania, University of South Carolina-Spartanburg and Old Dominion University.
- Was a Dean's List student at Columbia University, where he graduated with a degree in Political Science.
- Lives in Connecticut with his wife, Lynn.



RON DARLING

SNY & PIX 11


- Ron Darling enters his 16th season as a game analyst for SNY, where he will work more than 100 spring training and regular season games throughout 2021.
- Is a regular contributor on MLB Network and also serves as an analyst for the TBS Sunday national broadcast.
- Since joining SNY, Darling has won three Emmy Awards for "Best Sports Analyst" in New York (2006, 2011 & 2017).
- He will be inducted into the Mets Hall of Fame in July, 2021.
- He was inducted into the New York State Baseball Hall of Fame in 2019...He was the New York Chapter/ Baseball Writer's Association of America: Arthur & Milton Richman "You Gotta Have Heart" Award Recipient on January 25, 2020.
- Prior to joining SNY, served as the color commentator for the Washington Nationals on Mid-Atlantic Sports Network (MASN) for the 2005 season, where he called 150 games.
- Before working at MASN, served as an on-air analyst for Fox Sports Net, appeared on The Best Damn Sports Show Period, the National Sports Report and Baseball Today...Also provided analysis for CSTV.
- Spent nine seasons as a starting pitcher for the Mets and was a key member of the 1986 World Championship and 1988 Division Champion teams...He also has the distinction of being the first Mets pitcher to be awarded the Gold Glove Award (1989)...After a short stint with the Montreal Expos, the All-Star pitcher finished his career spending five seasons with the Oakland Athletics.
- During his 13-year career, he amassed a 136-116 record, including 1,590 strikeouts and a 3.87 ERA.
- Darling was born in Honolulu, HI and attended Yale University where he was a two-time All-American, leading the Bulldogs to two Ivy League titles.
- He currently resides with his family in Connecticut.



KEITH HERNANDEZ

SNY & PIX 11

- Keith Hernandez begins his 16th season as a game analyst on SNY's Mets telecasts...He will call more than 100 spring training and regular season games throughout 2021...Has been with the organization's broadcast team since 1999.
- Participates on SNY's sports and entertainment programs and is a contributor to SNY's website, sny.tv.
- Hernandez is a three-time Emmy Award winner for "Best Sports Analyst" in New York for his work on SNY (2009, 2012, 2015).
- Inducted into the New York State Baseball Hall of Fame in 2018 as well as the Rawlings Gold Glove Hall of Fame and the Hispanic Heritage Baseball Museum Hall of Fame
- Returned to the Mets organization in 1999, assisting the club in spring training and broadcasting games on television.
- Worked for FOX during the 2017 postseason.
- Was a member of the 1986 World Champions...Hit .310 with 34 doubles, 13 home runs and 83 RBI that season...Had a key two-run single in Game 7 of the World Series vs. Boston...Also a member of the 1988 National League Eastern Division champions.
- On May 6, 1987, his teammates elected him the first captain in Mets history.
- Named to five National League All-Star teams (1979, 1980, 1984, 1986, 1987).
- Earned 11-consecutive Gold Gloves from 1978-1988...Led the NL in fielding twice (1985 and 1986).
- Ranks second on the Mets all-time list in batting average (.297), ninth in RBI (468) and third with a .387 on-base percentage.
- Inducted into the Mets Hall of Fame in 1997.
- Acquired by the Mets on June 15, 1983 from St. Louis in exchange for pitchers Neil Allen and Rick Ownbey.
- Named 1979 co-MVP of the National League along with Pittsburgh's Willie Stargell in the closest vote in league history...Led the NL in batting average (.344), runs scored (116) and doubles (48).
- Played with the Cardinals from 1974 until he was traded to the Mets...Batted .299 with 33 doubles, six triples, seven home runs, and 94 RBI in 1982 to help St. Louis win the World Series.
- Spent 17 years in the majors with the Mets, Cardinals and Indians from 1974-1990...Compiled a .296 batting average, with 2,182 hits, 426 doubles, 60 triples, 162 home runs and 1,071 RBI.
- Hernandez splits time between homes in Sag Harbor and Florida.



RALPH KINER




The Mets honored legendary original Met Ralph Kiner throughout the 2014 season after he passed away on February 6, 2014 at age 91. He was one of the most beloved figures in franchise history, announcing games on television and radio for 52 years. He educated and entertained generations of Mets fans, and his post-game show "Kiner's Korner" was an integral part of Mets lore. Kiner joined the Mets broadcast booth in 1962 after a 10-year Hall of Fame playing career with the Pirates. He was inducted into the Mets Hall of Fame in 1984. The Ralph Kiner Television Booth was dedicated on August 16, 2002 during the Mets 40th Anniversary celebration at Shea Stadium. The Mets television booth at Citi Field bears Kiner's name. A plaque on the leftfield wall at Citi Field reads "Ralph Kiner 1922-2014"



STEVE GELBS

SNY & PIX 11

- Steve Gelbs enters his seventh full season as the Mets field reporter for all SNY produced Mets telecasts...Gelbs joined SNY in 2013 as an anchor and sports reporter contributing to the network's sports and entertainment news shows.
- Prior to joining SNY, spent a year and a half at MSG Network where he served as a host of the "MSG 150" during Knicks and Rangers telecasts. Additionally, he served as a pre- and post game radio host for Rangers games.
- Prior to MSG Network, he spent four years at MSG Varsity where he was utilized in a number of different capacities including anchor, host, feature & sideline reporter, play-by-play announcer and color commentator.
- Steve graduated with a B.A. in Broadcast Journalism from Syracuse University's Newhouse School of Public Communications.
- Steve currently resides in Westchester with his wife, Julie and son, Jason.



TODD ZEILE

SNY


- Todd Zeile joined SNY in 2017 as a contributing analyst for the networks sports and news shows including "Baseball Night in New York" and "Mets Hot Stove" as well as the Mets pre- and post-game shows.
- Zeile played in MLB for 16 seasons from 1989 to 2004 for the St. Louis Cardinals, Chicago Cubs, Philadelphia Phillies, Baltimore Orioles, Los Angeles Dodgers, Florida Marlins, Texas Rangers, New York Mets, Colorado Rockies, New York Yankees and Montreal Expos.
- Played three seasons with the Mets, and was the first baseman on the 2000 National League Championship team.
- A California native, Zeile is also an actor, director and producer.
- Attended UCLA, where he was a catcher for the Bruins baseball team.



GARY APPLE

SNY


- Gary Apple brings more than 20 years of experience to SNY's news team, where he currently serves as host of Mets Pre and Post-Game Live.
- He also delivers the network's play-by-play for UConn Men's basketball and hosts the pre-game, half-time and post-game shows for UConn Women's team.
- Prior to joining SNY, Apple worked at NBA TV as a studio host, and as a studio host and anchor for MSG Network's studio show, SportsDesk.
- Prior to that, spent more than seven years on WCBS-TV in NY, where his work was celebrated as the best sportscast in 2003 by the New York State Broadcasters Association.
- Additionally, at CBS-2, Apple hosted "Sports Rap Live," served as sideline reporter for New York Jets preseason NFL football, for CBS Sports NASDAQ College Football and the College World Series...Was a studio host for CBS Sports Desk and made appearances on the CBS Early Show.
- Served as a studio host for WFAN Radio and the Outdoor Life Network.
- He also did play-by-play for Ivy League Football on The Football Network's in 2003.
- Prior to that, he was seen as a sportscaster for KTLA-TV in Los Angeles and KTTV (FOX O&O) from 1990 through 1995...Was the weekday sports anchor at KMOV-TV, (CBS) in St. Louis from 1986-1990... Worked for WNYT-TV (NBC), Albany, NY and WTOG-TV (CBS), Savannah, GA.
- While at WTOG, Apple was lauded with an Associated Press Award for Best Sports Reporting.
- In 2010, Apple won an Emmy Award for hosting the SportsNite: LeBron James special.
- Has also worked on ESPN's "Baseball Tonight" and the USA Network's college basketball and for University of Missouri basketball.
- A native of Troy, N.Y., Apple graduated from Syracuse University with a bachelor's degree in broadcast journalism...He lives in New York with his wife and two daughters.



HOWIE ROSE

- Howie Rose has been the lead play by play voice on the Radio for the Mets since 2006, taking over for legendary announcer Bob Murphy in 2004.
- In November of 2019, Howie was inducted into the New York State Baseball Hall of Fame.
- Received the Queens College Athletics Hall of Fame's Madden Award on October 14, 2016...The award is given annually and recognizes an outstanding former student who excelled in athletics or contributed to the professional field of sports.
- Was awarded the Esurance MLB Award for Best Radio Call in 2015.
- Worked eight years as a Mets play-by-play announcer for Fox Sports New York/MSG from 1996 through 2003.
- Was the play-by-play announcer for the New York Islanders on Fox Sports New York from 1995-2016.
- His first book, "Put It in the Book" was released on March 1, 2013.
- Inducted into the National Jewish Sports Hall of Fame and Museum on April 22, 2012 alongside longtime Mets employee, the late Arthur Richman.
- Received the Broadcast Media Award from the Nassau County Sports Commission in 2002.
- Broadcast numerous Mets games on WFAN beginning in 1994.
- Was nominated for an Emmy Award in 1997 and 2008 for his work as a play-by-play broadcaster and along with the entire FSNY crew, won a New York Emmy Award for their coverage of the Islanders 1998-1999 season...Won his second Emmy Award with the FSNY Islanders crew in March, 2004.
- In 1994 and 1995, he was the pre- and post-game host for Mets games on WFAN Radio...Also that year, did play-by-play for select games with Bob Murphy, Gary Cohen and Gary Thorne.
- Was with WFAN Radio from July 1, 1987 (the date of the conversion to an all-sports format) until October, 1995.
- Started his career in 1977 with WHN Radio (which became WFAN)...Returned in 1987 to host "Mets Extra" and the pre-game show until 1991.
- Worked as a play-by-play broadcaster for New York Rangers games on WFAN from 1989-1995, including their Stanley Cup Championship season of 1993-1994.
- Won the 1995 Dick Young Award from the New York Baseball Scouts for service to baseball within the media.
- Won the New York State Sports Broadcasters Award for play-by-play work during the 1994 Stanley Cup Playoffs.
- In January 1994, he announced his second straight National Hockey League All-Star Game for the NHL Radio Network.
- Called the 1993 Stanley Cup Finals for the NHL Radio Network.
- Before joining WFAN, the Queens, NY native was a sportscaster for WCBS Radio and the NBC Radio Network...Broadcaster for LIU basketball and soccer on WNYE-TV in 1986.
- Broke into broadcasting as one of the original voices of SportsPhone in 1975.
- Graduated from Cardozo High School in Bayside, Queens and Queens College.
- "Lives in Florida and on Long Island, with his wife, Barbara. They have two adult daughters, Alyssa and Chelsea"...Alyssa has performed on the ABC Soap Opera "One Life To Live."






WAYNE RANDAZZO

- Wayne Randazzo is in his third season as a play-by-play announcer for the Mets.
- In addition, Wayne will host the post-game show featuring highlights and scores from around the league. Wayne also calls Mets games on SNY when Gary Cohen is off.
- He spent four seasons (2015-2018) as the pre-game and post-game show host on the Mets Radio Network, while also serving as the team's fill-in announcer when Howie was on assignment.
- Came to New York from Chicago where he worked at CBS Radio with WSCR-AM and WBBM-AM as an anchor and talk show host while also hosting pre and post-game shows for the Chicago White Sox.
- Has also worked as a play-by-play announcer, including national television work with ESPN, FS1, Big Ten Network and MLB Network.
- Also broadcasts college football and the NFL on Sports USA Radio.
- Spent seven seasons calling minor league games for the Mobile BayBears (AA) of the Southern League and Kane County Cougars (A) of the Midwest League.
- Has a wife, Meghan, and children, Jasmine and Isabella.


ED COLEMAN



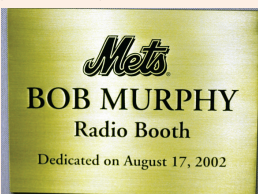
- Ed Coleman returns as host of the Mets pre-game show in 2021.
- Ed will provide a Clubhouse Report in the post-game show and make regular contributions to WCBS 880.
- Coleman has spent 20 seasons (1997-2013, 2019-2021) as the host of the Mets pre- and post-game shows on WFAN Radio and WCBS 880...Since 1993, has been the beat reporter for the Mets on WFAN and will continue to do so in 2021.
- In addition, he will team up with Howie Rose and Wayne Randazzo for select game broadcasts.
- Joined Gary Cohen in the St. John's University basketball booth on WFAN from 1998-2002.
- Has been with WFAN since the station's inception in July of 1987.
- Worked for WBZ Radio in Boston, Enterprise Radio (the nation's first all-sports talk radio station) in Hartford, CT and Curt Gowdy Productions.
- In addition, broadcast from the 1988 Summer Olympics in Seoul, South Korea and the 1992 Summer Olympics in Barcelona, Spain, both for NBC Radio and the 1994 Winter Games from Lillehammer, Norway for CBS Radio.
- Coleman lives with his wife, Kathy, and their daughters, Julia and Emma in Scarsdale, NY.

BOB MURPHY

The Bob Murphy Radio Booth was dedicated on August 17, 2002 during the Mets 40th Anniversary celebration at Shea Stadium. The Mets radio booth at Citi Field bears Murphy's name, honoring the legend. The Hall of Fame Mets announcer passed away on August 3, 2004, after a battle with lung cancer. He capped off a brilliant 50-year major league career when he announced his retirement at the end of the 2003 season. Murphy had been with the Mets since the team's inception in 1962 after broadcasting for the Boston Red Sox (1954-1959) and Baltimore Orioles (1960-1961). From 1962-



1978, Ralph Kiner, Lindsey Nelson and Murphy handled the broadcast duties in the radio and television booths. Bob moved strictly into his home away from home, the radio booth in 1981. Murphy was elected into the Mets Hall of Fame in 1984 and his prestigious career was crowned when he was honored with the National Baseball Hall of Fame. Fame's Ford C. Frick Award in 1994.



BRAD HELLER

- Brad Heller is back for his third season in his role, filling in on the Mets pre-game and Clubhouse Report when Ed Coleman or Wayne Randazzo are off.
- Brad will provide special Mets coverage on WCBS 880 throughout the regular season and during the offseason as well.
- Heller has been WCBS 880's morning sports anchor since 2011.
- He has also covered New York's biggest sports stories as a reporter, including the Mets' run to the World Series in 2015.
- Brad has anchored coverage on Westwood One's national broadcasts of NCAA football and basketball, as well as numerous summer and winter Olympics.
- A Syracuse University graduate, Heller grew up in Rockland County, NY, currently he lives in Manhattan.




CHRIS MAJKOWSKI

- Chris Majkowski enters his 29th season as the producer-engineer for the Mets... Will enter the 2021 season having engineered 4,305 consecutive games dating to August 8, 1993.
- Also works with the New York Giants, New York Knicks, New York Rangers and St. John's University.
- Worked the 2000 and 2015 World Series as well as the 1999 NBA Finals, 2014 Stanley Cup Final and three Super Bowls.
- Graduated from Fordham University in 1989 where he worked for Fordham's radio station, WFUV.
- Continues to do the public address for football and basketball games at Rose Hill.
- Raised on Long Island in Albertson, NY.




JUAN ALICEA

- Juan Alicea has been with the Mets since 1969 in a variety of scouting, community relations and broadcasting positions.
- Has been a broadcaster for the Mets Spanish Network since 1982 and also serves as the director and production coordinator for radio and SAP broadcasts.
- Scouted Lee Mazzilli and Nino Espinosa, who signed and played for the Mets.
- As Hispanic Broadcast Coordinator, has been involved with many of the Mets' successful marketing and public relations initiatives in the community... Continues to provide assistance and advice in his area of expertise as needed.
- Was a member of the broadcasting team for the International Spanish Network, which carried the Mets 1986 and 1988 postseason play throughout the United States and Latin America.



MAX PEREZ JIMENEZ

- Max Perez Jimenez joined the Mets Spanish broadcast team in 2005.
- In 2016, was recognized in Santiago de los Caballeros with the Ciudad Corazon voice and talent award given out by the announcers of Santiago, DR...Was also awarded the 2016 Acroarte Award in New York, a recognition from the association of music and art critics for his work as a sports announcer and voice of the New York Mets.
- He is the New York Mets play-by-play voice en Español...Has also served as the play-by-play voice of the Brooklyn Nets in Spanish.
- Has broadcast MLB postseason action for ESPN Spanish radio since 2009.
- Began his career in the Dominican Republic in 1974 as program manager and news/sports announcer.
- From 1983-1986, he participated in the Mets Spanish Broadcast as assistant producer, analyst and play-by-play broadcaster.
- Since 1992, he has been the production manager and sports and news announcer at WADO 1280 AM.



NESTOR ROSARIO

- Nestor Rosario begins his 11th season as a broadcaster on the Mets' Spanish radio team...Joined the broadcasts in 2011...Has increased his appearances and began filling in regularly in 2012.
- In addition to his backup role for the Mets, he announces the Dominican Winter League on ESPN 1050 AM.
- Began his broadcast career on sports radio in the Dominican Republic in 1992 and continued through 1997.
- In 1998, he joined the television broadcast for the Gigantes del Cibao baseball club of the Dominican Professional Baseball League and remained with them until 2005 before coming to the U.S. to pursue his professional baseball broadcasting career.



ON THE AIR

YEARS ANNOUNCERS

- 1962-73** **RADIO & TV:**
Ralph Kiner, Bob Murphy, Lindsey Nelson
SPANISH RADIO:
Miguel Angel Torres, Salomon Volpe
- 1974-78** **RADIO & TV:**
Ralph Kiner, Bob Murphy, Lindsey Nelson
SPANISH RADIO:
Juan Vene, Jose Valdivielso, Buck Canel
- 1979** **RADIO & TV:**
Ralph Kiner, Bob Murphy, Steve Albert
SPANISH RADIO:
Juan Vene, Jose Valdivielso, Buck Canel
- 1980** **RADIO & TV:**
Ralph Kiner, Bob Murphy, Steve Albert
SPANISH RADIO:
Juan Vene, Jose Valdivielso, Buck Canel
CABLE TV:
Art Shamsky, Bob Goldsholl
- 1981** **RADIO:**
Ralph Kiner, Bob Murphy, Steve Albert, Art Shamsky
SPANISH RADIO:
Juan Vene, Jose Valdivielso, Buck Canel
TV:
Kiner, Murphy, Albert
CABLE TV:
Kiner, Murphy, Albert, Shamsky
- 1982** **RADIO:**
Bob Murphy, Steve LaMar
SPANISH RADIO:
Juan Vene, Juan Alicea
TV & CABLE TV:
Ralph Kiner, Lorn Brown
- 1983** **RADIO:**
Bob Murphy, Steve LaMar
SPANISH RADIO:
Oscar Polo, Juan Alicea, Max Perez Jimenez
TV:
Ralph Kiner, Tim McCarver, Steve Zabriskie
CABLE TV:
Kiner, McCarver, Bud Harrelson
- 1984** **RADIO:**
Bob Murphy, Steve LaMar
SPANISH RADIO:
Oscar Polo, Juan Alicea, Max Perez Jimenez
TV:
Ralph Kiner, Tim McCarver, Steve Zabriskie
CABLE TV:
Kiner, McCarver, Fran Healy
- 1985** **RADIO:**
Bob Murphy, Gary Thorne
SPANISH RADIO:
Oscar Polo, Juan Alicea, Max Perez Jimenez
TV:
Ralph Kiner, Tim McCarver, Steve Zabriskie
CABLE TV:
Kiner, McCarver, Fran Healy
- 1986** **RADIO:**
Bob Murphy, Gary Thorne
SPANISH RADIO:
Oscar Polo, Juan Alicea, Max Perez Jimenez
TV:
Ralph Kiner, Tim McCarver, Steve Zabriskie, Rusty Staub
CABLE TV:
Kiner, McCarver, Staub, Fran Healy

YEARS ANNOUNCERS

- 1987** **RADIO:**
Bob Murphy, Gary Thorne
SPANISH RADIO:
Billy Berroa, Armando Talavera, Juan Alicea
TV:
Ralph Kiner, Tim McCarver, Steve Zabriskie, Rusty Staub
CABLE TV:
Kiner, McCarver, Staub, Fran Healy
- 1988** **RADIO:**
Bob Murphy, Gary Thorne
SPANISH RADIO:
Billy Berroa, Armando Talavera, Juan Alicea
TV:
Ralph Kiner, Tim McCarver, Steve Zabriskie, Rusty Staub
CABLE TV:
Kiner, McCarver, Fran Healy
- 1989** **RADIO:**
Bob Murphy, Gary Cohen
SPANISH RADIO:
Billy Berroa, Armando Talavera, Juan Alicea
TV:
Ralph Kiner, Tim McCarver, Steve Zabriskie
CABLE TV:
Kiner, Fran Healy, Rusty Staub
- 1990-91** **RADIO:**
Bob Murphy, Gary Cohen
SPANISH RADIO:
Billy Berroa, Renato Morffi, Armando Talavera, Juan Alicea
TV:
Ralph Kiner, Tim McCarver
CABLE TV:
Kiner, Fran Healy, Rusty Staub
- 1992-93** **RADIO:**
Bob Murphy, Gary Cohen, Todd Kalas
SPANISH RADIO:
Billy Berroa, Renato Morffi, Armando Talavera, Juan Alicea
TV:
Ralph Kiner, Tim McCarver
CABLE TV:
Kiner, Fran Healy, Rusty Staub
- 1994-95** **RADIO:**
Bob Murphy, Gary Cohen, Howie Rose
SPANISH RADIO:
Juan Alicea, Renato Morffi
TV:
Ralph Kiner, Tim McCarver, Gary Thorne
CABLE TV:
Kiner, Fran Healy, Rusty Staub
- 1996** **RADIO:**
Bob Murphy, Gary Cohen, Ed Coleman
SPANISH RADIO:
Juan Alicea, Billy Berroa
TV:
Ralph Kiner, Tim McCarver, Gary Thorne
CABLE TV:
Kiner, Howie Rose, Fran Healy, Matt Loughlin
- 1997-98** **RADIO:**
Bob Murphy, Gary Cohen, Ed Coleman
SPANISH RADIO:
Juan Alicea, Billy Berroa
TV:
Ralph Kiner, Tim McCarver, Gary Thorne
CABLE TV:
Kiner, Howie Rose, Fran Healy, Matt Loughlin

FLAGSHIP TV STATION: WWOR-TV 9 (1962-1998); WPIX-TV (1999-2006); CW-11 (2006-2008); PIX-11 (2009-present)

FLAGSHIP CABLE TV STATION: SportsChannel (1982-1997); Fox Sports New York (1998-2005); SportsNet New York (2006-present)

YEARS ANNOUNCERS

- 1999-01** **RADIO:**
Bob Murphy, Gary Cohen, Ed Coleman
SPANISH RADIO:
Juan Alicea, Billy Berroa
TV:
Tom Seaver, Gary Thorne, Keith Hernandez
CABLE TV:
Ralph Kiner, Howie Rose, Fran Healy, Matt Loughlin
- 2002** **RADIO:**
Bob Murphy, Gary Cohen, Ed Coleman, Ted Robinson
SPANISH RADIO:
Juan Alicea, Billy Berroa
TV:
Tom Seaver, Gary Thorne
CABLE TV:
Ralph Kiner, Howie Rose, Fran Healy, Matt Loughlin, Robinson, Keith Hernandez
- 2003** **RADIO:**
Bob Murphy, Gary Cohen, Ted Robinson, Howie Rose, Ed Coleman
SPANISH RADIO:
Juan Alicea, Billy Berroa
TV:
Tom Seaver, Dave O'Brien, Ralph Kiner, Keith Hernandez
CABLE TV:
Fran Healy, Robinson, Hernandez, Kiner, Rose, Matt Loughlin
- 2004** **RADIO:**
Gary Cohen, Howie Rose, Ed Coleman
SPANISH RADIO:
Juan Alicea, Billy Berroa
TV:
Tom Seaver, Dave O'Brien, Ralph Kiner, Keith Hernandez
CABLE TV:
Fran Healy, Ted Robinson, Hernandez, Kiner, Matt Loughlin
- 2005** **RADIO:**
Gary Cohen, Howie Rose, Ed Coleman
SPANISH RADIO:
Juan Alicea, Billy Berroa, Max Perez Jimenez
TV:
Tom Seaver, Dave O'Brien, Ralph Kiner, Keith Hernandez
CABLE TV:
Fran Healy, Ted Robinson, Hernandez, Kiner, Matt Loughlin
- 2006** **RADIO:**
Howie Rose, Tom McCarthy, Ed Coleman
SPANISH RADIO:
Juan Alicea, Billy Berroa
TV:
Gary Cohen, Ron Darling, Keith Hernandez, Ralph Kiner, Chris Cotter
CABLE TV:
Cohen, Darling, Hernandez, Kiner, Cotter
- 2007** **RADIO:**
Howie Rose, Tom McCarthy, Ed Coleman
SPANISH RADIO:
Juan Alicea, Billy Berroa, Max Perez Jimenez
TV:
Gary Cohen, Ron Darling, Keith Hernandez, Ralph Kiner, Kevin Burkhardt
CABLE TV:
Cohen, Darling, Hernandez, Kiner, Burkhardt

YEARS ANNOUNCERS

- 2008-09** **RADIO:**
Howie Rose, Wayne Hagin, Ed Coleman
SPANISH RADIO:
Juan Alicea, Max Perez Jimenez
TV:
Gary Cohen, Ron Darling, Keith Hernandez, Ralph Kiner, Kevin Burkhardt
CABLE TV:
Cohen, Darling, Hernandez, Kiner, Burkhardt
- 2010-11** **RADIO:**
Howie Rose, Wayne Hagin, Ed Coleman
SPANISH BROADCAST:
Juan Alicea, Max Perez Jimenez
TV:
Gary Cohen, Ron Darling, Keith Hernandez, Ralph Kiner, Kevin Burkhardt
CABLE TV:
Cohen, Darling, Hernandez, Kiner, Burkhardt
- 2012-13** **RADIO:**
Howie Rose, Josh Lewin, Ed Coleman
SPANISH BROADCAST:
Juan Alicea, Max Perez Jimenez, Nestor Rosario
TV:
Gary Cohen, Ron Darling, Keith Hernandez, Ralph Kiner, Kevin Burkhardt
CABLE TV:
Cohen, Darling, Hernandez, Kiner, Burkhardt
- 2014** **RADIO:**
Howie Rose, Josh Lewin
SPANISH BROADCAST:
Juan Alicea, Max Perez Jimenez, Nestor Rosario
TV:
Gary Cohen, Ron Darling, Keith Hernandez, Kevin Burkhardt
CABLE TV:
Cohen, Darling, Hernandez, Burkhardt
- 2015-18** **RADIO:**
Howie Rose, Josh Lewin, Wayne Randazzo
SPANISH BROADCAST:
Juan Alicea, Max Perez Jimenez, Nestor Rosario
TV:
Gary Cohen, Ron Darling, Keith Hernandez, Steve Gelbs
CABLE TV:
Cohen, Darling, Hernandez, Gelbs
- 2019-21** **RADIO:**
Howie Rose, Wayne Randazzo, Ed Coleman
SPANISH BROADCAST:
Juan Alicea, Max Perez Jimenez, Nestor Rosario
TV:
Gary Cohen, Ron Darling, Keith Hernandez, Steve Gelbs
CABLE TV:
Cohen, Darling, Hernandez, Gelbs

FLAGSHIP RADIO STATION: WABC 770 (1962-1963); WJrz 970 (1967-1971); WNEW 1130 (1975-1977); WHN 1050 (1964-1966, 1972-1974, 1983-1987); WMCA 570 (1978-1982); WFAN 1050 (1987-1988); WFAN 101.9/660 (1989-2013); WOR (2014-2018); WCBS 880 (2019)

FLAGSHIP SPANISH RADIO STATION: WHOM 1480 (1962-1974); VENE INTERNATIONAL NETWORK (1975-1981); WBNX 1380 (1982); WKDM 1380 (1983-1986); WJIT 1480 (1987-1989); WSKQ 620 (1990-1996); WADO 1280 (1997-2009); WQBU 92.7 (2010-2012); 1050 ESPN Deportes (2013-2020); WQBU 92.7 (2021-present)

CLOVER PARK

31 Piazza Drive • Port St. Lucie, FL 34986
(772) 871-2100 • Tickets (772) 871-2115 • Est. 1988 • Capacity 7,000



The Mets spring training facility in Port St. Lucie was renamed Clover Park in January of 2020. The ballpark has been the team's Florida home since moving from St. Petersburg, FL in 1988.

Clover Park underwent a \$55 million renovation last offseason in an effort to modernize the facility for fans, players and staff. Upgrades for fans include a grand entrance, new seats, expanded concourses, new concession stands, larger merchandise shops, an additional elevator, a partial boardwalk wrapped around left field and the creation of the Jim Beam Bar.

New player amenities include better practice fields, batting cages, clubhouses, a bigger weight room and more training rooms. New executive offices and workspaces were also created. Capacity for Clover Park remains 7,000.

To commemorate the renovation, the stadium's entrance road off of Peacock Blvd. and University Blvd. has been renamed Piazza Drive in honor of Hall of Famer Mike Piazza and the address of the ballpark is now 31 Piazza Dr.

Prior to 2020, the stadium received several upgrades throughout the years of the Mets' stay in Port St. Lucie. Following spring training in 2003, \$10 million was spent to modify the stadium and create a grass berm beyond right field. In 2012 the right field bleachers were replaced by field level seats that were connected to the rest of the stadium. A new videoboard were installed.

Clover Park also serves as the summer home of the St. Lucie Mets, New York's minor league affiliate.

2021 SPRING TRAINING SCHEDULE

Date	Day	Opponent	Location	Time	TV	Radio
3/1/21	Monday	Miami Marlins	Jupiter	1:05 PM		
3/2/21	Tuesday	Houston Astros	Port St. Lucie	1:10 PM	SNY	
3/3/21	Wednesday	St. Louis Cardinals	Jupiter	1:05 PM		
3/4/21	Thursday	Washington Nationals	Port St. Lucie	1:10 PM	ESPN	
3/5/21	Friday	OFF				
3/6/21	Saturday	Houston Astros	Palm Beach	6:05 PM		
3/7/21	Sunday	Miami Marlins	Port St. Lucie	1:10 PM	WPIX	
3/8/21	Monday	Washington Nationals	Palm Beach	1:05 PM		
3/9/21	Tuesday	St. Louis Cardinals	Port St. Lucie	1:10 PM	SNY	
3/10/21	Wednesday	OFF				
3/11/21	Thursday	Houston Astros	Palm Beach	6:05 PM		
3/12/21	Friday	Miami Marlins	Port St. Lucie	1:10 PM	SNY	
3/13/21	Saturday	Washington Nationals	Palm Beach	6:05 PM		
3/14/21	Sunday	St. Louis Cardinals	Port St. Lucie	1:10 PM	WPIX	WCBS
3/15/21	Monday	OFF				
3/16/21	Tuesday	Houston Astros	Port St. Lucie	1:10 PM	SNY	
3/17/21	Wednesday	Miami Marlins	Jupiter	1:05 PM		
3/18/21	Thursday	Washington Nationals	Port St. Lucie	1:10 PM	SNY	
3/19/21	Friday	St. Louis Cardinals	Port St. Lucie	1:10 PM	SNY	
3/20/21	Saturday	OFF				
3/21/21	Sunday	Washington Nationals	Palm Beach	1:05 PM		
3/22/21	Monday	Houston Astros	Palm Beach	1:05 PM		
3/23/21	Tuesday	Miami Marlins	Port St. Lucie	1:10 PM	SNY	
3/24/21	Wednesday	St. Louis Cardinals	Jupiter	1:05 PM		
3/25/21	Thursday	OFF				
3/26/21	Friday	Washington Nationals	Port St. Lucie	6:10 PM	SNY	WCBS
3/27/21	Saturday	Houston Astros	Port St. Lucie	1:10 PM	WPIX	WCBS/WQBU
3/28/21	Sunday	Miami Marlins	Jupiter	1:05 PM	AWAY	
3/29/21	Monday	St. Louis Cardinals	Jupiter	12:05 PM	AWAY	

WCBS - Games can be heard on WCBS (880 AM)

WQBU - Games can be heard in Spanish on Qué Buena (92.7 FM)

SNY - Games can be seen on SportsNet New York

WPIX - Games can be seen on PIX11 (Channel 11)

All times are Eastern Standard Time.

PUBLIC ADDRESS ANNOUNCERS

Jack E. Lee	(1962-August, 1966)
Dan Reilly	(two homestands in 1966)
Jack Lightcap	(1966-1970)
Loren Matthews.....	(1970-1976)
Jack Franchetti	(1977-1987)
Pete Larkin	(1988-1993)
Don & Doug Gould	(1994)
Del DeMontreux.....	(1995-1999)
Roger Luce	(2000-2003)
Alex Anthony.....	(2003-2017)
COLIN COSELL & MARYSOL CASTRO	(2018-Present)

ALL-TIME SPRING TRAINING RECORDS

Year.....	W-L-T	Pct.	Year.....	W-L-T	Pct.	Year.....	W-L-T	Pct.
1962	12-15444	1982	10-14417	2002	12-19-1387
1963	15-12556	1983	11-12478	2003	16-14-2533
1964	10-17370	1984	13-11542	2004	13-20-1394
1965	11-15423	1985	13-12520	2005	17-11-2607
1966	14-10583	1986	13-13500	2006	16-14-1533
1967	13-13500	1987	12-14462	2007	12-21-1353
1968	9-18333	1988	19-10655	2008	20-11-1645
1969	14-10583	1989	12-18400	2009	18-15-1529
1970	13-12520	1990	8-5615	2010	14-16467
1971	15-12556	1991	15-14517	2011	17-15-2531
1972	15-8652	1992	15-15500	2012	9-20-2310
1973	11-13458	1993	15-14517	2013	15-15500
1974	11-13458	1994	21-13618	2014	14-16-2467
1975	8-18308	1995	17-20459	2015	19-12-2613
1976	4-11267	1996	16-12571	2016	8-17-5320
1977	11-14440	1997	10-15400	2017	15-17-3429
1978	10-15400	1998	19-11633	2018	10-18-1357
1979	10-13435	1999	15-16484	2019	13-16-2448
1980	5-11313	2000	14-12538	2020	8-11-3432
1981	13-11542	2001	18-10643	Totals ...	776-820-30487

MURPHY AWARD WINNERS

The John J. Murphy Award is given out annually to the top Mets rookie in Spring Training.

1972	John Milner, IF/OF	1988	Kevin Elster, SS	2004	Orber Moreno, RHP
1973	Harry Parker, RHP	1989	Darren Reed, OF	2005	Dae-Sung Koo, LHP
1974	Bob Apodaca, RHP	1990	Julio Machado, RHP	2006	Brian Bannister, RHP
1975	John Stearns, C	1991	Pete Schourek, LHP	2007	Joe Smith, RHP
1976	N/A (Strike Year)		Doug Simons, LHP	2008	Jonathon Niese, LHP
1977	Lee Mazzilli, OF	1992	Anthony Young, RHP	2009	Nick Evans, IF/OF
1978	Mike Bruhert, RHP	1993	Mike Draper, RHP	2010	Ike Davis, IF
1979	Kelvin Chapman, IF	1994	Kelly Stinnett, C	2011	Lucas Duda, OF
1980	Mario Ramirez, IF	1995	Edgardo Alfonzo, IF	2012	Josh Edgin, LHP
1981	Tim Leary, RHP	1996	Paul Wilson, RHP	2013	Travis d'Arnaud, C
1982	Ron Gardenhire, IF	1997	Steve Bieser, OF	2014	Eric Campbell, IF
	Charlie Puleo, RHP	1998	Masato Yoshii, RHP	2015	Matt Reynolds, IF
1983	Darryl Strawberry, OF	1999	Melvin Mora, IF/OF	2016	Travis Tajeron, OF
1984	Ron Darling, RHP	2000	Garth Brooks, IF	2017	Amed Rosario, IF
1985	Roger McDowell, RHP	2001	Tsuyoshi Shinjo, OF	2018	David Thompson, IF
1986	Kevin Mitchell, IF/OF	2002	Jose Reyes, IF	2019	Pete Alonso, IF
1987	Barry Lyons, C	2003	No Selection	2020	--

CITI FIELD DIAGRAM



● Wheelchair accessible

- ▨ Netting at Front of Section - 8 ft
- ▨ Netting at Front of Section - 30 ft

DELTA LEVEL

- Clover Platinum (Rows 1-2)
- Clover Gold (Rows 3-8)
- Delta Silver (Rows 9 & higher)
- Delta Sky Deck
- Delta Suites

FIELD LEVEL

- Metropolitan Platinum (Rows 1-2)
- Metropolitan Gold (Rows 3-6)
- Metropolitan Silver (Rows 7-12)
- Metropolitan Bronze (Rows 13-22)
- Metropolitan Box (Rows 23-31)
- Hyundai Club

FIELD LEVEL

- Field Gold (Rows A & B)
- Field Silver (Rows C-E, 1-6)
- Field Box (Rows 7-34) / Metropolitan Wheelchair
- Baseline Gold (Rows A-E)
- Baseline Silver
- Baseline Box
- Field Reserved
- Big Apple Reserved
- Citi Pavilion
- Honda Clubhouse
- M&M'S Sweet Seats

EMPIRE SUITES

- Empire Suites
- Empire Party Suites

EXCELSIOR LEVEL

- Excelsior Gold
- Excelsior Box
- Thomas Tew Landing
- Coca-Cola Corner
- Coors Light Skyline

PROMENADE LEVEL

- Promenade Gold
- Promenade Box
- Promenade Infield
- Promenade Reserved
- Promenade Outfield

METS WRITERS

MLB.com 



NATHALIE ALONSO



TONY DICOMO
Beat Writer



KEVIN ARMSTRONG
Beat Writer




TYLER KEPNER



JAMES WAGNER

The New York Times

Newsday



LAURA ALBANESE



TIM HEALEY
Beat Writer




DAVID LENNON



ANTHONY RIEBER

The Athletic



TIM BRITTON
Beat Writer



MARC CARIG

northjersey.com

DAILY NEWS 

SNY



JUSTIN TOSCANO
Beat Writer



BRADFORD DAVIS



DEESHA THOSAR
Beat Writer



ANDY MARTINO



JOHN HARPER

NEW YORK POST



KEN DAVIDOFF



GREG JOYCE



DAN MARTIN



MIKE PUMA
Beat Writer



JOEL SHERMAN



MIKE VACCARO

FILLER INDEX

FIELDING

Fielding Bests.....	433
Most Games Played by Position.....	400
Outfield Assist Leaders.....	134
Triple Plays.....	433

HISTORY

108 Club.....	421
1-0 Games.....	119
2020 Mets Draft Picks.....	234
40th Anniversary Team.....	428
Best Homestands.....	432
Best Postseason Records.....	448
Best Record After.....	407
Best Road Trips.....	432
Biggest Blown Leads.....	163
Biggest Comebacks.....	408
Bob Murphy.....	487
Expansion Mets.....	354
Family.....	25
First-Round Picks.....	242
General Managers.....	23
Last Trade With.....	385
Logo.....	38
Managers.....	37
Marathon Games in Mets History.....	376
Mets on Holidays.....	183
Mets Who Played for the Yankees.....	422
Milestone Wins.....	356
Murphy Award Winners.....	494
Never Too Young.....	358
NL East Clinching Dates.....	474
Ownership History.....	20
Postseason Extra-Inning Games.....	464
Postseason Walk-off Wins.....	474
Presidents.....	22
Ralph Kiner.....	484
Rookie of the Year Winners.....	63
Suspended Games.....	360
The Name is Mets.....	350
Tie Games.....	43
Two Stadium Doubleheaders.....	423
Vs. Yankees.....	423
Webster Award Winners.....	239
Winning/Losing Streaks.....	405
Worst Homestands.....	432
Worst Road Trips.....	432
Yankee-Mets Deals.....	423

HITTING

All-Time Home Run/RBI Leaders by Position.....	357
Big Innings.....	426
Five-Hit Games.....	61
Hit for the Cycle.....	192
Hitting Streaks.....	334
Last Time Mets Scored.....	195
Nine for Nine.....	152
Most Hits by a Mets Pitcher.....	48
Most Runs Scored by Inning.....	141
Pitchers' Batting Records.....	219
Six-Hit Games.....	61
When Was the Last Time.....	427-428

HOME RUNS

1-0 Wins by a Home Run.....	207
1-0 Losses by a Home Run.....	227
All-Time Grand Slam Leaders.....	431
From Both Sides.....	138
Home Run in First At-Bat as a Met.....	105
Inside-the-Park Home Runs.....	174
Milestone Home Runs in Mets History.....	67
Most Home Runs by Mets Opponent.....	213
Last Eight Home Runs by Mets Pitchers.....	189
Pitcher Grand Slams.....	116
Three Home Runs vs. Mets.....	417

MISCELLANEOUS

Citi Field Tours.....	362
Dominican Baseball Academy.....	258
Doubleheaders vs. Opponents.....	420
Meet the Mets Song.....	41
Mets Connection to Japan.....	340
Pre-Game Timetable.....	28
Public Address Announcers.....	493

PINCH-HITTING

All-Time Pinch-Hit Home Run Leaders.....	430
In a Pinch.....	216

PITCHING

100 Strikeout Seasons by a Reliever.....	73
Almost Perfect.....	115
Best Postseason ERA.....	451
Consecutive Cy Young Award Winners.....	98
First Batter Faced.....	110
Four Strikeouts in an Inning.....	418
Individual Scoreless Streaks.....	114
Last Time Mets Allowed.....	401
Last Time A Mets Pitcher.....	429
Team Longest Scoreless Streaks.....	218
Mets Cy Young Award Winners.....	96
Most Home Runs Surrendered by a Mets Pitcher... 165	
Most Runs Allowed by Inning.....	314
No-Hitter & One-Hitters.....	386-387
No-Hitters vs. the Mets.....	124
Perfect Innings.....	371
Shutouts/Back-to-Back Starts.....	350
Two Wins in One Day.....	140

2021

APRIL

SUN	MON	TUE	WED	THU	FRI	SAT
				1 WSH 7:09	2	3 WSH 4:05
4 WSH 1:05	5 PHI 7:05	6 PHI 7:05	7 PHI 4:05	8 M 1:10	9	10 M 1:10
11 M 1:10	12 P 7:10	13 P 7:10	14 P 7:10	15 P 12:10	16 COL 8:40	17 COL 8:10
18 COL 3:10	19	20 CHC 7:40	21 CHC 7:40	22 CHC 7:40	23 W 7:10	24 W 4:05
25 W 1:10	26	27 B 7:10	28 B 6:40	29	30 PHI 7:05	

MAY

SUN	MON	TUE	WED	THU	FRI	SAT
						1 PHI 6:05
2 PHI 7:08	3 STL 7:45	4 STL 7:45	5 STL 7:45	6 STL 1:15	7 A 7:10	8 A 7:10
9 A 1:10	10	11 C 7:10	12 C 12:10	13	14 TB 7:10	15 TB 7:10
16 TB 1:10	17 ATL 7:10	18 ATL 7:20	19 ATL 7:20	20	21 MIA 7:10	22 MIA 4:10
23 MIA 1:10	24 GR 7:10	25 GR 7:10	26 GR 7:10	27 GR 12:10	28 A 7:10	29 A 7:15
30 A 7:08	31 ARI 9:40					

JUNE

SUN	MON	TUE	WED	THU	FRI	SAT
		1 ARI 9:40	2 ARI 3:40	3 SD 10:10	4 SD 10:10	5 SD 10:10
6 SD 6:10	7	8 BAL 7:05	9 BAL 7:05	10	11 SD 7:10	12 SD 4:10
13 SD 1:10	14 C 7:10	15 C 7:10	16 C 7:10	17 C 7:10	18 WSH 7:05	19 WSH 4:05
20 WSH 1:05	21 A 7:10	22 A 7:10	23 A 7:10	24	25 P 7:10	26 P 4:10
27 P 1:10	28	29 ATL 7:20	30 ATL 7:20			

JULY

SUN	MON	TUE	WED	THU	FRI	SAT
				1 ATL 7:20	2 NYY 7:05	3 NYY 1:05
4 NYY 7:08	5 P 7:10	6 P 7:10	7 P 7:10	8 P 7:10	9 P 7:10	10 P 4:10
11 P 1:10	12	13 ASG ASG	14	15	16 PIT 7:05	17 PIT 7:05
18 PIT 1:05	19 CIN 7:10	20 CIN 7:10	21 CIN 12:35	22	23 T 7:10	24 T 7:10
25 T 1:10	26 A 7:10	27 A 7:10	28 A 7:10	29 A 12:10	30 REDS 7:10	31 REDS 7:10

AUGUST

SUN	MON	TUE	WED	THU	FRI	SAT
1 REDS 1:10	2 MIA 7:10	3 MIA 7:10	4 MIA 7:10	5 MIA 12:10	6 PHI 7:05	7 PHI 8:08
8 PHI 1:05	9	10 W 7:10	11 W 7:10	12 W 12:10	13 LA 7:10	14 LA 7:10
15 LA 1:10	16 SF 9:45	17 SF 9:45	18 SF 3:45	19 LAD 10:10	20 LAD 10:10	21 LAD 9:10
22 LAD 4:10	23	24 SF 7:10	25 SF 7:10	26 SF 7:10	27 W 7:10	28 W 7:10
29 W 1:10	30	31 M 7:10				

SEPTEMBER/OCTOBER

SUN	MON	TUE	WED	THU	FRI	SAT
			1 M 7:10	2 M 7:10	3 WSH 7:05	4 WSH 4:05
5 WSH 1:05	6 WSH 1:05	7 MIA 6:40	8 MIA 6:40	9 MIA 6:40	10 NY 7:10	11 NY 7:40
12 NY 1:10	13 E 7:10	14 E 7:10	15 E 7:10	16	17 P 7:10	18 P 7:10
19 P 1:10	20	21 BOS 7:10	22 BOS 7:10	23	24 MIL 8:10	25 MIL 7:10
26 MIL 2:10	27	28 M 7:10	29 M 7:10	30 M 7:10	1 ATL 7:20	2 ATL 7:20
3 ATL 3:20						

HOME
 AWAY
 ALL-STAR GAME

ALL TIMES SUBJECT TO CHANGE