

A's<sup>TM</sup>

AL WEST DIVISION 20  
CHAMPIONS 20



2021 OAKLAND ATHLETICS

MEDIA GUIDE

## MARCH/APRIL

SUN	MON	TUE	WED	THU	FRI	SAT
SF 28 1:05 PM	SF 29 7:05 PM	SF 30 1:05 PM		HOU 1 7:07 PM	HOU 2 6:40 PM	HOU 3 1:07 PM
HOU 4 1:07 PM	LAD 5 6:40 PM	LAD 6 6:40 PM	LAD 7 12:37 PM	HOU 8 5:10 PM	HOU 9 5:10 PM	HOU 10 1:05 PM
	ARI 12	ARI 13		DET 15	DET 16	DET 17
DET 18 1:07 PM	MIN 19 6:40 PM	MIN 20 6:40 PM	MIN 21 12:37 PM		BAL 23 4:05 PM	BAL 24 4:05 PM
BAL 25 10:05 AM	TB 26 4:10 PM	TB 27 4:10 PM	TB 28 4:10 PM	TB 29 10:10 AM	BAL 30 6:40 PM	

## JULY

SUN	MON	TUE	WED	THU	FRI	SAT
				TEX 1 12:37 PM	BOS 2 6:40 PM	BOS 3 4:15P M
BOS 4 1:07 PM		HOU 6 5:10 PM	HOU 7 5:10 PM	HOU 8 11:10 AM	TEX 9 5:05 PM	TEX 10 1:05 PM
TEX 11 11:35 AM					CLE 16 6:40 PM	CLE 17 1:07 PM
CLE 18 1:07 PM	LAA 19 6:40 PM	LAA 20 12:37 PM		SEA 22 7:10 PM	SEA 23 7:10 PM	SEA 24 7:10 PM
SEA 25 1:10 PM		SD 27 7:10 PM	SD 28 1:10 PM	LAA 29 6:38 PM	LAA 30 6:38 PM	LAA 31 1:05 PM

## MAY

SUN	MON	TUE	WED	THU	FRI	SAT
						BAL 1 1:07 PM
BAL 2 1:07 PM	TOR 3 6:40 PM	TOR 4 6:40 PM	TOR 5 6:40 PM	TOR 6 12:37 PM	TB 7 6:40 PM	TB 8 1:07 PM
TB 9 1:07 PM		BOS 11 4:10 PM	BOS 12 4:10 PM	BOS 13 4:10 PM	MIN 14 5:10 PM	MIN 15 1:05 PM
MIN 16 11:10 AM		HOU 19 6:40 PM	HOU 19 6:40 PM	HOU 20 12:37 PM	LAA 21 6:38 PM	LAA 22 7:10 PM
LAA 23 1:07 PM	SEA 24 6:40 PM	SEA 25 6:40 PM	SEA 26 12:37 PM	LAA 27 6:40 PM	LAA 28 6:40 PM	LAA 29 1:07 PM
LAA 30 1:07 PM	SEA 31 1:10 PM					

## AUGUST

SUN	MON	TUE	WED	THU	FRI	SAT
LAA 1 1:07 PM		SD 3 4:10 PM	SD 4 12:37 PM		TEX 6 6:40 PM	TEX 7 1:07 PM
TEX 8 1:07 PM		CLE 10 4:10 PM	CLE 11 4:10 PM	CLE 12 12:10 PM	TEX 13 5:05 PM	TEX 14 4:05 PM
TEX 15 11:35 AM	CWS 16 5:10 PM	CWS 17 5:10 PM	CWS 18 5:10 PM	CWS 19 11:10 AM	SF 20 6:40 PM	SF 21 1:07 PM
SF 22 1:07 PM	SEA 23 6:40 PM	SEA 24 12:37 PM		25	26	27
28	29	30	31			

## JUNE

SUN	MON	TUE	WED	THU	FRI	SAT
		SEA 1 7:10 PM	SEA 2 7:10 PM		COL 4 4:05 PM	COL 5 6:10 PM
COL 6 12:10 PM		ARI 8 6:40 PM	ARI 9 12:37 PM	KC 10 6:40 PM	KC 11 6:40 PM	KC 12 1:07 PM
KC 13 1:07 PM	LAA 14 6:40 PM	LAA 15 6:40 PM	LAA 16 12:37 PM		27	28
29	30					

## SEPTEMBER/OCTOBER

SUN	MON	TUE	WED	THU	FRI	SAT
			DET 1 4:10 PM	DET 2 10:10 AM	TOR 3 4:07 PM	TOR 4 12:07 PM
TOR 5 12:07 PM		CWS 7 6:40 PM	CWS 8 6:40 PM	CWS 9 12:37 PM	TEX 10 6:40 PM	TEX 11 1:07 PM
TEX 12 1:07 PM		KC 14 5:10 PM	KC 15 5:10 PM	KC 16 11:10 AM	LAA 17 6:38 PM	LAA 18 6:07 PM
LAA 19 1:07 PM	SEA 20 6:40 PM	SEA 21 6:40 PM	SEA 22 6:40 PM	SEA 23 12:37 PM	HOU 24 6:40 PM	HOU 25 1:07 PM
HOU 26 1:07 PM	SEA 27 7:10 PM	SEA 28 7:10 PM	SEA 29 7:10 PM		30	31

HOME

AWAY

EXHIBIT GAME



**David Forst** begins his sixth season as the A's General Manager in 2021.

**FRONT OFFICE**

# TABLE OF CONTENTS

## FRONT OFFICE

Table of Contents .....	2
Front Office Directory .....	4
Front Office Profiles .....	8
Baseball Operations .....	14
Sports Medicine Staff .....	21
Medical Consultants .....	23
Clubhouse and Staff .....	23
Additional Clubhouse Staff .....	25
Business Operations .....	25
Front Office Staff .....	28

## 2021 ATHLETICS

Manager and Coaches .....	34
The Players .....	43
Roster .....	290

## 2020 SEASON IN REVIEW

Season in Review .....	294
Batting and Pitching Statistics .....	300
Fielding Statistics .....	301
Day-By-Day Results .....	302
Wild Card Statistics .....	304
Wild Card Results .....	304
Division Series Results .....	304
Division Series Statistics .....	305
Miscellaneous Stats .....	305
Club Statistics .....	306
Highs and Lows .....	306
Batting with RISP .....	308
Batting with the Bases Loaded .....	308
Designated Hitting Statistics .....	309
Pinch Hitting Statistics .....	309
Player Transactions .....	309
Final Spring Training Statistics .....	311
Spring Training Results .....	313

## RECORDS

Athletics Year-By-Year .....	278
Athletics vs. the American League .....	280
Athletics vs. the National League .....	282
Athletics in Divisional Play .....	282
Oakland A's Month-by-Month .....	283
Athletics Franchise Records .....	284
Oakland Athletics Records .....	290
Franchise Career Batting Leaders .....	296
Oakland Career Batting Leaders .....	297
Franchise Career Pitching Leaders .....	298
Oakland Career Pitching Leaders .....	299
Franchise Season Batting Leaders .....	300
Oakland Season Batting Leaders .....	301
Franchise Season Pitching Leaders .....	302
Oakland Season Pitching Leaders .....	303
Athletics Year-By-Year Batting .....	304
Athletics Year-By-Year Pitching .....	306
Athletics Year-By-Year Fielding .....	308
Athletics Year-By-Year Batting Leaders .....	310
Athletics Year-By-Year Pitching Leaders .....	316

Athletics Home Run History .....	322
Athletics Streaks .....	327
Oakland Athletics Streaks .....	328
Athletics Low-Hit Games .....	329
Oakland Athletics Steals of Home .....	330
Career Games Played Leaders .....	331
Homestands and Road Trips .....	332
Longest Games in Oakland History .....	332
Game Times .....	333
Oakland A's at the All-Star Break .....	333
High Scoring Games in Oakland History .....	334
Biggest Comebacks and Blown Leads .....	334
The Last Time It Happened .....	335

## HISTORY

Athletics History .....	338
Notable Performances & Award Winners .....	339
Athletics Hall of Fame .....	343
Athletics in the National Baseball Hall of Fame .....	345
Athletics All-Star Game Selections .....	346
Oakland Athletics in Season Openers .....	347
Oakland A's Opening Day Lineups .....	348
The Championship Years .....	350
All-Time Postseason Results .....	355
Postseason Team Totals .....	359
Wild Card Series Records .....	361
Division Series Records .....	363
League Championship Series Records .....	365
World Series Records .....	367
Postseason Records .....	369
Postseason Career Leaders .....	371
Postseason Single Game Bests .....	372
Postseason Series Year-By-Year Recap .....	373
Athletics All-Time Roster .....	411
Oakland A's Coaches .....	419
Most Recent Trades With Each Team .....	419
Oakland A's & San Francisco Giants .....	420

## OPPONENTS

Baltimore Orioles .....	422
Boston Red Sox .....	423
Chicago White Sox .....	424
Cleveland Indians .....	425
Detroit Tigers .....	426
Houston Astros .....	427
Kansas City Royals .....	428
Los Angeles Angels .....	429
Minnesota Twins .....	430
New York Yankees .....	431
Seattle Mariners .....	432
Tampa Bay Rays .....	433
Texas Rangers .....	434
Toronto Blue Jays .....	435
Arizona Diamondbacks .....	436
Colorado Rockies .....	436
Los Angeles Dodgers .....	437
San Diego Padres .....	437
San Francisco Giants .....	438

**PLAYER DEVELOPMENT**

Athletics Minor League Directory .....	440
Athletics Scouting Assignments.....	441
Athletics Minor League Affiliates .....	443
Minor League Field Staff.....	444
Las Vegas Aviators Staff.....	449
Midland RockHounds Staff.....	452
Lansing Lugnuts Staff.....	453
Stockton Ports Staff.....	455
Arizona A's Staff.....	457
Minor League Schedules.....	459
2020 Draft Picks.....	460
Organizational Players .....	461

**MISCELLANEOUS**

Oakland Coliseum .....	496
Coliseum Attendance Records .....	497
Coliseum Rainouts & Shortened Games .....	499
Media Information and Policies.....	500
Athletics On The Air.....	502
Athletics Broadcast History .....	506
Spring Training Information.....	508
Spring Training Schedule.....	508
Past Spring Training Records.....	509
Oakland A's In The Community.....	510
In Memory.....	511

**INDEX TO SELECTED FILLERS**

20-Game Winners, Oakland A's .....	319	Living Philadelphia Athletics .....	108
20-Game Winning Streak, Oakland A's.....	358	Managers, Athletics .....	35
All-Star Game Selections, A's Most .....	285	Milestone Hits, Oakland A's .....	291
All-Stars, A's Oldest .....	44	Milestone Home Runs, Athletics and Oakland .....	322
All-Stars, A's Youngest .....	49	Milestones Within Reach.....	93
At a glance, A's.....	310	Minor League Affiliates, A's Recent .....	442
Batting Practice Schedule, Coliseum.....	505	Monthly Bests, Athletics Franchise.....	313
Built, How the A's Were.....	289	No Hit, Consecutive Games Without Being.....	336
Clinching Dates.....	354	Non-Roster Invitees, Recent to play for Oakland.....	266
Coaching Assignments, Oakland A's Recent.....	39	Opening Day, Oakland A's Most Consecutive Starts.....	360
Coliseum Firsts.....	59	Opening Day, Oakland A's Most Starts.....	360
Coliseum Quick Facts.....	496	Opening Day, Oakland A's Most Starts by Position.....	360
Comeback, Athletics Biggest .....	203	Opening Day, Oakland A's Oldest Starters .....	362
Consecutive Games Played, Oakland A's .....	331	Opening Day, Oakland A's Youngest Starters .....	362
Contract Status, Oakland A's.....	234	Pitchers Career Hitting, Oakland A's.....	185
Cycle, Athletics who have hit for the.....	287	Player and Pitcher of the Year, A's Organizational.....	494
Designated Hitter Rule.....	298	Player of the Week, A's Recent.....	340
Directory, MLB .....	433	Players Who Have Pitched, Oakland A's.....	178
Doubleheaders, Oakland A's Day/Night.....	157	Postseason Bests .....	339
Doubleheaders, Oakland Athletics .....	135	Presidents, Oakland A's .....	8
Ejections, Oakland A's Recent .....	163	Radio Network, Oakland A's.....	503
Elephant, The A's.....	7	Relief Pitcher Effectiveness.....	312
First Round Draft Picks, A's.....	460	Retired Numbers, Athletics.....	343
Five-hit games, Oakland A's.....	170	Ron Bergman Award, The.....	343
Franchise Facts.....	458	Rookie Rule.....	142
General Managers, Oakland A's.....	10	Runs, 10 or more in an inning.....	293
Ground Rules, Coliseum .....	499	Save Rule.....	299
Hits in a Game, Oakland A's 20 or More .....	289	Scoreless Streaks, Longest by Oakland Pitchers.....	303
Homerless Streaks, Longest by Oakland Pitchers .....	303	Starts in the Batting Order.....	302
Home Run Derby Participants, Athletics .....	99	Suspended Games, Oakland A's.....	307
Home Runs, Athletics Milestone .....	322	Triple Plays, Athletics Grounded Into .....	69
Injured List, A's.....	299	Triple Plays, Athletics Turned .....	321
Lasts by A's Pitchers.....	302		



OAKLAND ATHLETICS

Stadium/Mailing Address:
Oakland Alameda County Coliseum
7000 Coliseum Way
Oakland, CA 94621

Business Office:
55 Harrison Street, 3rd Floor
Oakland, CA 94607

510-638-4900
athletics.com

FRONT OFFICE DIRECTORY

EXECUTIVES

Table listing executives: Owner/Managing Partner (John Fisher), President (David Kaval), Executive Vice President of Baseball Operations (Billy Beane), Chairman Emeritus (Lew Wolff), Board Members (Bill Gurtin, Keith Wolff, Sandy Dean).

Office of the President

Table listing staff in the Office of the President: Special Assistant to the President (Rickey Henderson, Rollee Fingers), Chief of Staff (Miguel Duarte), Vice President, Government Affairs (Taj Tashombe), Director, Special Projects (Dash Davidson), Senior Coordinator, Operations (Colette Lucas-Conwell), Executive Assistant and Board Liaison (Curtis Wiggington).

Alumni and Family Relations

Table listing Alumni and Family Relations staff: Director (Detra Paige), Senior Coordinator (Melissa Guzman).

BASEBALL OPERATIONS

Table listing Baseball Operations staff: General Manager (David Forst), Assistant General Manager (Bob Melvin, Dan Feinstein), Assistant General Manager/Director of Player Personnel (Billy Owens), Special Assistants (Grady Fuson, Chris Pittaro), Director of Scouting (Eric Kubota), Director of Player Development (Ed Sprague), Senior Director (Rob Naberhaus), Director of Minor League Operations (Zak Basch), Special Assistants (Scott Hatteberg, Steve Sharpe), Director of Baseball Administration (Pamela Pitts), Director of Team Travel (Mickey Morabito), Special Advisor (Keith Lieppman), Research Scientist (David Jackson-Hanen), Assistant Directors (Pike Goldschmidt, Ben Lowry), Assistant Director (Haley Alvarez), Coordinator (Greg Ledford), Analyst (Samantha Schultz), Video Coordinator (Adam Rhoden), Minor League Technology & Development Manager (Ed Gitlitz).

Minor League Video Assistant .....	Taylor Schmidt
Executive Administrator, Baseball Operations .....	Alison Chapot
Manager, Minor League Operations .....	Nancy Moriuchi
Developer, Baseball Systems .....	Ben Lewis
Coordinator, Cultural and Educational Programs .....	Luis Victoria

### **Clubhouse**

Equipment Manager .....	Steve Vucinich
Visiting Clubhouse Manager .....	Mike Thalblum
Assistant Equipment Manager .....	Brian Davis
Umpire & Clubhouse Assistant .....	Matt Weiss
Senior Facility Manager, Arizona .....	James Gibson
Manager, Minor League Equipment .....	Thomas Miller
Arizona Clubhouse Manager .....	Chad Yaconetti

### **Medical Staff**

Head Athletic Trainer .....	Nick Paparesta
Assistant Athletic Trainers .....	Jeff Collins, Brian Schulman
Sport Performance Coach .....	Josh Cuffe, Steven Candelaria
Major League Massage Therapist .....	Ozzie Lyles
Senior Coordinator of Medical Services .....	Larry Davis
Team Physicians .....	Dr. Allan Pont, Dr. Grant Wang
Team Orthopedists .....	Dr. Jon Dickinson, Dr. Will Workman
Arizona Team Physician .....	Dr. Fred Dicke

## **COMMUNICATIONS, COMMUNITY AND MARKETING**

Vice President, Marketing and Communications .....	Catherine Aker
--	----------------

### **Communications**

Director of Baseball Communications .....	Fernando Alcalá
Director of Communications and Content .....	Erica George
Baseball Information Manager .....	Mike Selleck
Baseball Communications Manager .....	Mark Ling
Baseball Communications Coordinator .....	Olivia Hummer
Senior Video Producer .....	Kit Karutz
Social Media Manager .....	Madison Campos
Social Media Coordinator .....	Jessica Seibert

### **Community Engagement**

Director, Community Engagement & Community Fund .....	Stephanie Gaywood
Manager, Community Engagement .....	Whitney Campbell
Coordinator, Youth Baseball and Softball Programs .....	Kyle Grozen

### **Marketing**

Director of Marketing .....	Lisa Bullard
Marketing Manager .....	Alissa Persichetti
Graphic Designer .....	Garrett Lyons
Team Photographer .....	Michael Zagaris

### **Broadcasting**

Coordinating Producer, Broadcasting .....	D'Aulaire Louwense
Broadcasting & Media Content Coordinator .....	Joey Liberatore
Multimedia Producer .....	Cody Elias
Senior Broadcast Producer and Host .....	Chris Townsend
Team Announcers .....	Ray Fosse, Ken Korach, Glen Kuiper, Vince Cotroneo, Dallas Braden

### **Ballpark Entertainment**

Executive Producer, Ballpark Entertainment .....	Amelia Schimmel
Senior Manager, Productions .....	Justin Marshall
Senior Motion Graphics Designer .....	Daniel Contreras
Ballpark Entertainment Production Coordinator .....	Charlie Kenneweg
Public Address Announcer .....	TBA
In-Game Host .....	Kara Tsuboi
Mascot .....	Stomper

**SALES & BUSINESS OPERATIONS**

Vice President, Sales & Business Operations ..... Steve Fanelli

**Business Analytics**

Sr. Director of Business Analytics ..... Mark Bashuk  
Lead Business Analyst ..... Caroline Bernardi

**Ticket Sales**

Sr. Director, Ticket Sales ..... Josh Feinberg  
Manager, Group Sales & Hospitality ..... Michael Rodgers

**Spring Training Business Operations**

Director, Spring Training Business Operations ..... Joe Pun

**Ticket Services**

Senior Director of Service & Retention ..... Josh Ziegenbusch  
Manager, Membership Services ..... Matt Seu  
Account Executives, Membership Services ..... Mariah Fitzpatrick, Xavier Rentz  
Premium Services Manager ..... Nicola Norris

**Ticket Operations**

Director of Ticket Operations ..... David Adame  
Senior Manager, Ticket Solutions ..... Austin Redman  
Ticket Operations Coordinator ..... Allie Guido

**Corporate Partnerships**

Senior Director of Corporate Partnerships ..... Greg Rieber  
Senior Director, Partnership Marketing ..... Cat Mundy  
Director of Corporate Partnership Development ..... Andy Szabo  
Sr. Manager, Partnership Marketing ..... Payton Sprague

**STADIUM OPERATIONS**

Vice President, Stadium Operations ..... David Rinetti  
Senior Director of Stadium Operations ..... Paul La Veau  
Director of Concessions & Merchandise ..... Nicole Morgan  
Senior Manager of Stadium Operations Events ..... Kristy Ledbetter  
Senior Manager of Stadium Services ..... Randy Duran  
Senior Manager, Guest Services ..... Elisabeth Aydelotte  
Senior Manager, Stadium Operations ..... Matt Van Norton  
Stadium Operations Systems Manager ..... Jason Silva  
Stadium Operations Scheduler ..... Sarah Halsey  
Stadium Operations Payroll Specialist ..... Desiree Powers  
Guest Experience Coordinator ..... Nick Bigot  
Guest Services Assistant ..... Giancarlo Bautista  
Stadium Operations Coordinator ..... Matt Wannemuehler  
Manager of Authentication ..... Erik Farrell  
Head Groundskeeper ..... Clay Wood  
Assistant Groundskeeper ..... Zack Ricketts  
Arizona Groundskeeper ..... Chad Huss

**REAL ESTATE**

Sr. Director, Land Development ..... Sam Worden  
Director, Real Estate ..... Anye Spivey  
Senior Manager, Project Development ..... Noah Rosen  
Senior Real Estate Analyst ..... Leo Yang  
Project Coordinators ..... Grace Howard, Dominic Williams



## LEGAL , PEOPLE OPERATIONS AND TECHNOLOGY

Vice President, General Counsel ..... D'Lonra Ellis

### Legal

Associate General Counsel ..... Rhean Fajardo, Hemmy So

### People Operations

Director of Diversity, Inclusion & Belonging ..... Kyle Ellington  
Senior People Operations Manager ..... Adam Scoggan  
Human Resources Business Partner, Stadium Operations ..... Diane Binder  
People Operations Coordinator ..... Mari Rodriguez

### Technology

Director of Information Technology ..... Jody Johnson  
Senior Systems Administrator ..... Kevin Lowe  
Senior IT Support Administrators ..... Shaunna Brotherton, Dave Cramer  
Senior Director, Engineering & Multimedia Services ..... David Don  
Engineering & Multimedia Services Manager ..... Marisela Ruiz-Acosta

### Office Services

Offices Services Coordinator ..... Andrea Ramsey

## ADMINISTRATION

Executive Assistant ..... Kai Glass  
Coordinator of Project Activation ..... Fallan Groth

## FINANCE

Controller ..... Adam Tyhurst

### Finance and Accounting

Senior Director of Finance ..... Kasey Jarcik  
Director of Accounting ..... John Anki  
Senior Manager, Payroll ..... Rose Dancil  
Accounting Manager ..... Aaron Wali  
Financial Analysts ..... Alex Wong, Ryan De Vera  
Senior Accountant, Accounts Payable ..... Isabelle Mahaffey  
Senior Accountants ..... Danna Mouat, Paul Basilio  
GL Accountant ..... Stephen Curry

## THE A'S ELEPHANT

After helping form the American League in 1901, New York Giants manager John McGraw dismissed the A's with contempt by calling them "The White Elephants," implying Connie Mack should not be allowed to spend money without supervision. Mack defiantly adopted the White Elephant as the team insignia and in 1902, the Athletics won their first American League pennant.


The White Elephant remained the team's mascot and later that decade, made its first appearance on the A's team sweaters. In 1918, the Elephant saw its first game action when Mack had the pachyderm symbol (in blue with a white "A" inside) placed on the left sleeve of every player.

By 1920, Mack had fully adopted the Elephant as the team's symbol. The traditional "A" on front of the team's jersey was replaced by a blue elephant logo. After a few poor seasons, Mack decided change was in order. So, in 1924, the blue elephant was replaced by the traditional white elephant on the team's jersey and the A's played better ball for the next few years.

In 1928, Mack decided the elephant had worn out its brief welcome on the A's jersey fronts and replaced the logo with the familiar "A" on the uniform. The A's went on to win two World Championships and an AL crown in the next three years, although the resurgence was probably due more to the additions of Fox, Simmons, Grove and Cochrane than the Elephant's absence.

That was the last year for the Elephant on the A's uniform until 1955, when the A's, now in Kansas City, added the patch to their uniform sleeves. However, when Charlie Finley purchased the team in the early 1960's, the Elephant was once again sent packing and replaced by, of all animals, a mule.

Prior to the 1988 season, the A's brought back a new, more aggressive A's Elephant. In 1995, the traditional A's Elephant was reincorporated into many of the team's promotional items and publications and is now a prominent feature on the A's uniform.



# FRONT OFFICE PROFILES

## DAVID KAVAL

### President

[@DaveKaval](#) [@DaveKaval](#)



On Nov. 17, 2016, David Kaval was named the seventh president in the history of the Oakland Athletics.

As one of the most dynamic leaders currently in sports, Kaval has led a complete transformation of the organization. He has repositioned the internal and external perception of the Club and has driven a number of innovative initiatives to propel the business forward.

In his five seasons as president, Kaval has enhanced the fan experience by making upgrades to the Oakland Coliseum, introduced a forward-thinking season ticket program, hosted MLB's first completely free game, and welcomed the largest crowd in Oakland Coliseum history when 56,310 fans attended the game versus the San Francisco Giants on July 21, 2018. He has implemented a number of initiatives to connect with fans and community stakeholders, including hosting weekly office hours, participating in town hall meetings, and communicating via Twitter and Instagram at @DaveKaval.

In addition to delivering the best baseball experience for the Club's fans, Kaval is committed to increasing the organization's community impact. During the 2020 season, the Club focused on five main community initiatives: COVID-19 relief, social justice, building community, education, and youth baseball and softball. The team donated more than \$2.6 million back to the community, including \$1.62 million for COVID-19 relief efforts.

Kaval worked alongside state and local officials to open an Accessible Voting Center at the Coliseum for the 2020 General Election. The Coliseum Vote Center was the largest in Northern California and included in-person voting in the Oakland Arena, curbside voting from the car, and ballot drop boxes for individuals to deposit their completed mail-in ballots. The A's also provided 3,000 KN95 masks and 1,300 pre-loaded Clipper cards to help ensure the most vulnerable Alameda County residents could vote safely. As part of the Vote Center, Alameda County provided free COVID-19 tests and flu shots.

In February 2021, under Kaval's leadership, the A's partnered with the White House and the State of California to open the first federally operated vaccination center in the country at the Oakland Coliseum.

Kaval is leading the Club's efforts to open a new waterfront ballpark in Oakland. He has made it a priority to engage the community to ensure the ballpark project is bigger than baseball. The A's have hosted hundreds of community meetings and workshops since 2018, giving residents a voice to share their perspectives and insights on how the ballpark can benefit and provide opportunities in Oakland. He is also leading the A's plans to redevelop the current Coliseum site. In 2020, the Alameda County Board of Supervisors sold the County's 50 percent interest of the Oakland Alameda County Coliseum Complex to the A's.

Kaval previously served as the president of the San Jose Earthquakes of Major League Soccer. He oversaw the business and soccer sides of the franchise and represented the club on the Major League Soccer Board of Governors. He continues to serve as a Board Member of the San Jose Earthquakes.

### OAKLAND A'S PRESIDENTS

President	Years
Charles O. Finley	1968-80
Roy Eisenhardt	1981-86
Walter J. Haas	1990-92
Sandy Alderson	1993-95; 1997-98
Steve Schott	1996
Michael Crowley	1998-2016
David Kaval	2017-present

During his time with the Quakes, the team won the 2012 Supporters' Shield, which is awarded to the MLS team with the best regular season record. His success with the team culminated in the opening of Avaya Stadium – the Quakes' \$100M privately financed soccer stadium – on March 22, 2015. Kaval developed the innovative \$20M naming rights partnership with Avaya, which helped create the first cloud-enabled stadium. Since opening its gates, Avaya Stadium has held numerous events, including the 2016 MLS All-Star Game and World Cup Qualifiers. The 18,000-seat venue also houses the largest outdoor bar in North America.

Prior to joining the Earthquakes, Kaval founded the independent Golden Baseball League (GBL) in 2003. Memorable GBL alumni include Hall of Famer Rickey Henderson, Jose Canseco, Daniel Nava, Jose Lima, and Mark Prior. Kaval has also spent time in the Office of the President of the United States in Washington, D.C., where he worked on the National Security budget as part of the Office of Management and Budget (OMB).

He serves on a number of boards, including the Bay Area Council and Rocketship Education, in addition to the National Governing Board of the Positive Coaching Alliance (PCA) and the Young Presidents' Organization (YPO).

In 2000, Kaval co-authored a book entitled "The Summer that Saved Baseball," which highlights a tour of all 30 Major League Baseball stadiums in the summer of 1998. He is also a lecturer in management at the Stanford Graduate School of Business (GSB) where he teaches sports management.

A native of Cleveland, Ohio, Kaval earned a B.A. with honors in International Relations and an M.B.A. from Stanford University. He is a longtime resident of Menlo Park and lives there with his wife and two daughters.

## BILLY BEANE

### Executive Vice President, Baseball Operations

Billy Beane, who is considered one of the most progressive and talented executives in the game today, has molded the A's into one of baseball's most respected teams since he was named head of baseball operations following the 1997 season. He was promoted to his current position of executive vice president of baseball operations on Oct. 5, 2015, after 18 seasons as general manager.

Under his watch, the A's have compiled a 1926-1696 (.532) record over the last 23 years, which is the third-best record in the American League and sixth best in all of baseball during that time frame. The A's have seven American League West titles (2000; 2002-03; 2006; 2012-13, 2020) and have secured four AL Wild Card spots (2001; 2014; 2018; 2019) during that span. His teams have posted 90 or more wins in 10 of the last 21 years. The A's 11 postseason appearances since the 2000 season are tied for sixth most among all Major League teams, trailing only New York-AL (17), St. Louis (14), Los Angeles-NL (12) and Atlanta (12).

Beane received MLB's inaugural Executive of the Year award in 2018 and has been named Major League Executive of the Year by Baseball America two times (2002; 2013) and The Sporting News Executive of the Year three times (1999; 2012; 2018). He also earned MLB.com's Greatness in Baseball Yearly (GIBBY) Award as the 2012 MLB Executive of the Year and the 2012 Legacy Awards' Rube Foster Award as AL Executive of the Year, presented by the Negro League Baseball Museum. In November of 2001, Beane was named to Street & Smith's Sport Business Journal's "40 Under 40" list, honoring the nation's top 40 sports executives under the age of 40.

Additionally, Beane earned the prestigious Inspirational Leader Award from Leaders in Sport at the 2017 Sport Business Summit in London and was named to the Forbes list of 100 Greatest Living Business Minds in 2017.

During his tenure, A's players have garnered numerous individual accolades. Jason Giambi and Miguel Tejada earned American League Most Valuable Player awards in 2000 and 2002, respectively. Barry Zito was named the American League's Cy Young Award winner in 2002 while Bobby Crosby (2004), Huston Street (2005) and Andrew Bailey (2009) have all won AL Rookie of the Year honors.

Beane has continually remolded a team that has posted one of the majors' best records over the last decade. Over the years, his ability to acquire pivotal players through trades has proven instrumental in keying several playoff runs.

Beane's executive talents and the organization's baseball philosophy were the subject of Michael Lewis' best-selling book "Moneyball: The Art of Winning an Unfair Game," which opened the eyes of many of the top sports executives and business CEOs in the nation. The book has since been made into a full-length motion picture featuring Brad Pitt in the starring role, which premiered in 2011.

As a result, Beane remains in great demand on the national speaking circuit, where he regularly addresses top companies on his management approach of identifying and using undervalued



assets to create and sustain a competitive edge. He is a minority owner and sits on the board of directors for the Dutch professional football club AZ Alkmaar.

Further demonstrating his unique tastes and interests, Beane was invited to speak at Rupert Murdoch's News Corp. management retreat in Pebble Beach, Calif., in 2006, an event that focused on issues such as volunteerism, technology and politics and featured leaders and luminaries from around the world. Among the VIP who attended were British Prime Minister Tony Blair, Israeli Vice Premier Shimon Peres, former President Bill Clinton, former Vice President Al Gore, former House Speaker Newt Gingrich, former Harvard President Lawrence Summer and U2 lead singer Bono.

In 2008, Beane also collaborated with Gingrich and Sen. John Kerry in co-authoring an article in the New York Times offering possible remedies for the U.S. health care crisis. In addition, he was honored by PromaxBDA Sports Media Marketing Awards with the "Game Changer Award" in 2011, an accolade given to a "cultural trendsetter who, through the development of new technologies, applications, business models, and industries, has transformed the business of Sports Media and Sports Media Marketing."

Beane joined the A's front office staff in 1990 as the club's major league advance scout. In 1993, former A's president and general manager Sandy Alderson promoted him to the assistant general manager's position when Walt Jocketty left the organization to accept the assistant general manager's job in Colorado. Alderson handed over his general manager's duties to Beane on Oct. 17, 1997.

A first round draft pick (23rd overall) of the New York Mets in the 1980 June Free Agent Draft, Beane played six major league seasons as an infielder, outfielder and catcher for the Mets, Minnesota Twins, Detroit Tigers and A's. His final season in uniform was 1989 when he was a utility player on the A's World Championship team. Beane retired as an active player in the spring of 1990.

A native of San Diego, Calif., Beane attended Mt. Carmel High School and UC San Diego, where he studied economics. Billy and his wife, Tara, reside in Danville, Calif., with their twins, Brayden and Tinsley. His daughter, Casey, is a graduate of Kenyon (Ohio) College.

## OAKLAND A'S HEAD OF BASEBALL OPERATIONS

Name	Years
Charles O. Finley	1968-79
Billy Martin	1980-82
Walt Jocketty, Dick Wincek	1983
Sandy Alderson	1983-97
Billy Beane	1997-Present

## SIGNIFICANT AND RECENT TRADES MADE IN THE BILLY BEANE ERA

### 1997

Nov. 7	Acquired P Kenny Rogers and cash from New York (AL) for a PTBNL (IF Scott Brosius on November 18).
Dec. 8	Acquired P Mike Fetters from Cleveland for P Steve Karsay.

### 1998

April 8	Acquired C Mike Macfarlane and cash from Kansas City for OF Shane Mack and a PTBNL (minor league P Greg Hansell on May 8).
July 12	Acquired P Tim Worrell from Cleveland for minor league IF Adam Robinson.

### 1999

July 23	Acquired minor league OF Terrence Long and minor league P Leonar Vasquez from New York (NL) for P Kenny Rogers.
July 29	Acquired P Omar Olivares and IF Randy Velarde from Anaheim for minor league OF Jeff DaVanon, minor league OF Nathan Haynes and minor league P Elvin Nina.
July 31	Acquired P Kevin Appier from Kansas City for P Brad Rigby, minor league P Blake Stein and minor league P Jeff D'Amico.
July 31	Acquired P Jason Istringhausen and P Greg McMichael from New York (NL) for P Billy Taylor.
Dec. 13	Acquired P Justin Miller from Colorado for P Jimmy Haynes. (Trade was part of a four-team deal in which

Colorado traded Haynes, C Henry Blanco and P Jamey Wright to Milwaukee; Milwaukee then traded IF Jeff Cirillo, P Scott Karl and cash to Colorado; Colorado traded IF Vinny Castilla to Tampa Bay; Tampa Bay traded P Rolando Arrojo and IF Aaron Ledesma to Colorado).

### 2000

Feb. 18	Acquired OF Jeremy Giambi from Kansas City for P Brett Laxton.
July 28	Acquired P Jim Mecer and P Todd Belitz from Tampa Bay for minor league P Jesus Colome and cash.
Nov. 17	Acquired minor league P Ryan Cullen and minor league P Aaron Harang from Texas for IF Randy Velarde.
Nov. 20	Acquired P Eric Ireland from Chicago (NL) for OF Matt Stairs.
Dec. 7	Acquired P Chad Bradford from Chicago (AL) for minor league C Miguel Olivo.

### 2001

Jan. 8	Acquired P Roberto Hernandez and P Cory Lidle from Tampa Bay for OF Ben Grieve and cash; traded P Roberto Hernandez, C A.J. Hinch, minor league IF Angel Berroa and cash to Kansas City for OF Johnny Damon, minor league IF Mark Ellis and cash.
March 28	Acquired IF Eric Hinske from Chicago (NL) for minor league IF Miguel Cairo; as part of the deal, the A's also

refused the return of Rule 5 Draft selection P Scott Chiasson.

July 3 Acquired OF Ron Gant from Colorado for minor league OF Robin Jennings.

July 25 Acquired OF Jermaine Dye from Kansas City in a three-team trade in which Colorado sent infielder Neifi Perez to Kansas City and Oakland sent minor league OF Mario Encarnacion, minor league IF Jose Ortiz and minor league P Todd Beltz to Colorado.

Nov. 2 Acquired minor league IF Adam Morrissey from Chicago (NL) for IF Mark Bellhorn.

Dec. 7 Acquired P Billy Koch from Toronto for IF Eric Hinske and P Justin Miller.

Dec. 14 Acquired OF David Justice and cash from New York (NL) for P Mark Guthrie and P Tyler Yates.

**2002**

Jan. 14 Acquired IF Carlos Peña and P Mike Venafrò from Texas for P Mario Ramos, IF Jason Hart, OF Ryan Ludwick and minor league C Gerald Laird.

March 18 Acquired P Justin Duchschere from Texas for P Luis Vizcaino.

May 22 Acquired OF John Mabry from Philadelphia for OF Jeremy Giambi.

July 5 Acquired P Ted Lilly, minor league OF John-Ford Griffin and minor league P Jason Arnold from New York (AL) as part of a three-team, seven player trade in which the A's sent IF Carlos Pena, P Franklyn German and a PTBNL (P Jeremy Bonderman on Aug. 22) to Detroit for P Jeff Weaver and cash. The A's then sent Weaver to New York to complete the deal.

July 25 Acquired Ray Durham from Chicago (AL) for minor league P Jon Adkins.

July 30 Acquired P Ricardo Rincon from Cleveland for minor league IF Marshall McDougall.

Nov. 16 Acquired minor league IF Mike Rouse and minor league P Chris Mowday for Toronto for P Cory Lidle.

Dec. 3 Acquired P Keith Foulke, C Mark Johnson and minor league P Joe Valentine for P Billy Koch and two minor league players to be named later (P Neal Cotts and OF Daylan Holt on December 16).

Dec. 15 Acquired IF Erubiel Durazo from Arizona in a four-team trade in which the A's sent a minor league PTBNL (P Jason Arnold on December 16) to Toronto; Toronto sent IF Felipe Lopez to Cincinnati; Cincinnati sent P Elmer Dessens to Arizona.

**2003**

July 30 Acquired OF Jose Guillen from Cincinnati for minor league pitchers Aaron Harang, Joe Valentine and Jeff Bruksch.

Nov. 18 Acquired OF Bobby Kielty and a PTBNL from Toronto for P Ted Lilly.

Nov. 26 Acquired OF Mark Kotsay from San Diego for C Ramon Hernandez and OF Terrence Long.

Dec. 21 Acquired C Damian Miller and cash from Chicago (NL) for a PTBNL (Chris Mowday).

**2004**

April 17 Acquired P Kirk Saarloos from Houston for P Chad Harville.

June 24 Acquired P Octavio Dotel and cash from Kansas City for minor leaguer P Mike Wood and minor league IF Mark Teahan.

Nov. 27 Acquired C Jason Kendall from Pittsburgh for P Mark Redman and P Arthur Rhodes.

Dec. 15 Acquired IF Keith Ginter from Milwaukee for minor league P Justin Lehr and OF Nelson Cruz.

Dec. 16 Acquired P Juan Cruz, P Dan Meyer and OF Charles Thomas from Atlanta for P Tim Hudson.

Dec. 18 Acquired P Kiko Calero, P Danny Haren and minor league C Daric Barton from St. Louis for P Mark Mulder.

**2005**

July 13 Acquired OF Jay Payton and cash from Boston for P Chad Bradford; acquired P Joe Kennedy and P Jay Witasick from Colorado for OF Eric Byrnes, minor league IF Omar Quintanilla and cash.

Dec. 5 Acquired P Chad Gaudin from Toronto for a PTBNL (Dustin Majewski).

Dec. 13 Acquired OF Milton Bradley and IF Antonio Perez from Los Angeles (NL) for minor league OF Andre Ethier.

**2007**

June 29 Acquired P Andrew Brown from San Diego for OF Milton Bradley and cash.

July 16 Acquired C Rob Bowen and P Jerry Blevins from Chicago (NL) for C Jason Kendall and cash.

Nov. 18 Acquired P Kristian Bell and P Graham Godfrey from Toronto for IF Marco Scutaro.

Dec. 14 Acquired P Brett Anderson, P Dana Eveland, P Greg Smith, IF Chris Carter, OF Aaron Cunningham, OF Carlos Gonzalez from Arizona for P Dan Haren and P Connor Robertson.

**2008**

Jan. 3 Acquired P Gio Gonzalez, P Fautino De Los Santos and OF Ryan Sweeney from Chicago (AL) for OF Nick Swisher.

Jan. 14 Acquired P Joey Devine and P Jamie Richmond from Atlanta for OF Mark Kotsay and cash.

July 8 Acquired P Sean Gallagher, C Josh Donaldson, IF Eric Patterson and OF Matt Murton from Chicago (NL) for P Rich Harden and P Chad Gaudin.

July 17 Acquired P Josh Outman, IF Adrian Cardenas and OF Matt Spencer from Philadelphia for P Joe Blanton.

Nov. 12 Acquired OF Matt Holliday from Colorado for P Greg Smith, P Huston Street and OF Carlos Gonzalez.

**2009**

Feb. 2 Acquired RHP Michael Wuertz from Chicago (NL) for OF Richie Robnett and IF Justin Sellers.

July 5 Acquired OF Scott Hairston from San Diego for P Sean Gallagher, P Craig Italiano and P Ryan Webb.

July 24 Acquired P Clayton Mortensen, IF Brett Wallace and OF Shane Peterson from St. Louis for OF Matt Holliday.

July 31 Acquired IF Tyler Ladendorf from Minnesota for IF Orlando Cabrera.

**2010**

Jan. 16 Acquired IF Kevin Kouzmanoff and minor league IF Eric Sogard from San Diego for OF Scott Hairston and OF Aaron Cunningham.

Feb. 1 Acquired IF Adam Rosales and OF Willy Taveras from Cincinnati for IF Aaron Miles and cash.

Nov. 10 Acquired OF David DeJesus from Kansas City for P Vin Mazzaro and minor league P Justin Marks.

Nov. 17 Acquired minor league Ps Trystan Magnuson and Daniel Farquhar from Toronto for OF Rajai Davis.

Dec. 16 Acquired OF Josh Willingham from Washington for P Henry Rodriguez and OF Corey Brown.

**2011**

Jan. 8 Acquired RHP Guillermo Moscoso from Texas for minor league RHP Ryan Kelly.

June 30 Acquired RHP Bruce Billings and a PTBNL (OF Eliezer Mesa on September 30) from Colorado for 2B Mark Ellis and cash.

July 31 Acquired LHP Jordan Norberto and 1B Brandon Allen from Arizona for RHP Brad Ziegler.

Dec. 9 Acquired RHP Ryan Cook, OF Collin Cowgill and RHP Jarrod Parker from Arizona for LHP Craig Breslow, RHP Trevor Cahill and cash.

Dec. 23 Acquired RHP A.J. Cole, LHP Tommy Milone, C Derek Norris and RHP Brad Peacock for Washington for LHP Gio Gonzalez and RHP Rob Gilliam.

Dec. 28 Acquired RHP Raul Alcantara, IF Miles Head and OF Josh Reddick from Boston for RHP Andrew Bailey and OF Ryan Sweeney.

#### 2012

Jan. 16 Acquired OF Seth Smith from Colorado for RHP Guillermo Moscoso and LHP Josh Outman.

Aug. 3 Acquired minor league C David Freitas from Washington for C Kurt Suzuki and cash.

Aug. 20 Acquired SS Stephen Drew from Arizona for minor league IF Sean Jamieson.

Oct. 20 Acquired OF Chris Young and cash from Arizona for SS Cliff Pennington and minor league IF Yordy Cabrera.

Nov. 16 Acquired P Andrew Werner and IF Andy Parrino from San Diego for P Tyson Ross and minor league IF A.J. Kirby-Jones.

#### 2013

Jan. 16 Acquired C John Jaso from Seattle in a three-team trade in which the A's sent minor league Ps A.J. Cole, Blake Treinen and a PTBNL (minor league P Ian Krol on March 20) to Washington and Washington sent OF Michael Morse to Seattle.

Feb. 4 Acquired IF Jed Lowrie and P Fernando Rodriguez from Houston for IF Chris Carter, P Brad Peacock and minor league C Max Stassi.

July 30 Acquired IF Alberto Callaspo from Los Angeles (AL) for minor league IF Grant Green.

Aug. 23 Acquired C Kurt Suzuki and cash from Washington for minor league P Dakota Bacus.

Nov. 25 Acquired P Fernando Abad from Washington for minor league IF John Wooten.

Dec. 2 Acquired P Jim Johnson from Baltimore for IF Jemile Weeks and a PTBNL (minor league C David Freitas on December 12).

Dec. 3 Acquired IF Craig Gentry and P Josh Lindblom from Texas for OF Michael Choice and minor league IF Chris Bostick; Acquired P Luke Gregerson from San Diego for OF Seth Smith.

Dec. 10 Acquired P Drew Pomeranz and minor league P Chris Jensen from Colorado for P Brett Anderson and cash.

Dec. 11 Acquired minor league OF Billy Burns from Washington for P Jerry Blevins.

#### 2014

July 5 Acquired Ps Jeff Samardzija and Jason Hammel from Chicago (NL) for P Dan Straily, minor league IF Addison Russell, minor league OF Billy McKinney and a PTBNL or cash.

July 31 Acquired P Jon Lester, OF Jonny Gomes and cash from Boston for OF Yoenis Céspedes and a 2015 Competitive Balance Pick; Acquired OF Sam Fuld from Minnesota for P Tommy Milone.

Aug. 31 Acquired DH Adam Dunn and cash from Chicago (AL) for minor league P Nolan Sanburn.

Nov. 23 Acquired IF Ike Davis and international bonus slot 86 from Pittsburgh for international bonus slot 27.

Nov. 28 Acquired IF Brett Lawrie, Ps Kendall Graveman and Sean Nolin and minor league IF Franklin Barreto from Toronto for IF Josh Donadson.

Dec. 8 Acquired minor league IF Joey Wendle from Cleveland for 1B/OF Brandon Moss.

Dec. 9 Acquired P Chris Bassitt, C Josh Phegley, IF Marcus Semien and minor league IF Rangel Ravelo from the Chicago White Sox for P Jeff Samardzija and P Michael Ynoa.

Dec. 11 Acquired IF/OF Mark Canha from Colorado for minor league P Austin House and cash.

Dec. 18 Acquired P R.J. Alvarez and P Jesse Hahn from San Diego for C Derek Norris, minor league P Seth Streich and international bonus slot 117.

#### 2015

Jan. 10 Acquired IFs Ben Zobrist and Yunel Escobar from Tampa Bay for C John Jaso, minor league IF Daniel Robertson, minor league OF Boog Powell and cash.

Jan. 14 Acquired P Tyler Clippard from Washington for IF Yunel Escobar.

July 23 Scott Kazmir traded to the Houston Astros for minor league RHP Daniel Mengden and minor league C Jacob Nottingham.

July 27 Tyler Clippard and cash traded to the New York Mets for minor league RHP Casey Meisner.

July 28 Ben Zobrist and cash traded to the Kansas City Royals for RHP Aaron Brooks and minor league LHP Sean Manaea.

Nov. 20 Liam Hendriks acquired from Toronto for Jesse Chavez.

Nov. 25 Jed Lowrie acquired from Houston for minor leaguer Brendan McCurry.

Dec. 2 Yonder Alonso and Marc Rzepczynski acquired from San Diego for Drew Pomeranz, Jose Torres and a player to be named later (Jabari Blash).

Dec. 8 Evan Scribner traded to Seattle for minor leaguer Trey Cochran-Gill.

Dec. 9 J.B. Wendelken and minor leaguer Zack Erwin acquired from the Chicago White Sox for Brett Lawrie.

#### 2016

Feb. 12 Khris Davis acquired from Milwaukee for minor leaguers Bubba Derby and Jacob Nottingham.

Feb. 25 Chris Coghlan acquired from the Chicago Cubs for Aaron Brooks.

June 9 Chris Coghlan traded to the Chicago Cubs for Arismendy Alcantara.

July 30 Billy Burns traded to the Kansas City Royals for Brett Eibner.

Aug. 1 Rich Hill and Josh Reddick traded to the Los Angeles Dodgers for Jharel Cotton, Frankie Montas and minor leaguer Grant Holmes.

Aug. 25 Marc Rzepczynski and cash traded to Washington for minor leaguer Max Schrock.

Aug. 31 Coco Crisp and cash traded to Cleveland for minor leaguer Colt Hynes.

Nov. 12 Paul Blackburn acquired from Seattle for Danny Valencia.

#### 2017

Jan. 26 Dillon Overton traded to Seattle for minor leaguer Jason Goldstein.

July 16 Sean Doolittle and Ryan Madson traded to Washington for Blake Treinen and minor leaguers Sheldon Neuse and Jesus Luzardo.

July 31 Sonny Gray traded to the New York Yankees with \$1.5 million international bonus slot cash in exchange for Dustin Fowler, Jorge Mateo and minor leaguer James

- Kaprielian; Adam Rosales traded to Arizona for minor leaguer Jeferson Mejia.
- August 6 Yonder Alonso traded to Seattle for Boog Powell.
- August 15 Chris Hatcher acquired from the Los Angeles Dodgers for \$500,000 international slot money.
- August 23 Rajai Davis traded to Boston for minor league outfielder Rafael Rincones.
- Nov. 15 Ryon Healy traded to Seattle for Emilio Pagan and minor leaguer Alexander Campos.
- Nov. 22 Jaycob Brugman traded to Baltimore for a player to be named later (minor leaguer Jake Bray on Dec. 19).
- Dec. 11 Joey Wendle traded to Tampa Bay for a player to be named later (minor leaguer Jonah Heim on Dec. 19).
- Dec. 14 Stephen Piscotty acquired from St. Louis for Yairo Muñoz and minor leaguer Max Schrock.

**2018**

- Jan. 29 Ryan Buchter, Brandon Moss and cash acquired from Kansas City for Jesse Hahn and Heath Fillmyer.
- March 31 Josh Lucas acquired from St. Louis for minor league pitcher Casey Meisner.
- April 19 Trayce Thompson traded to the Chicago White Sox for cash or a player to be named later.
- April 25 Wilmer Font acquired from the Los Angeles Dodgers for minor league pitcher Logan Salow.
- May 25 Wilmer Font traded to Tampa Bay for minor league pitcher Peter Bayer.
- July 21 Jeury's Familia acquired from the New York Mets for minor leaguers Bobby Wahl and Will Toffey and \$1,000,000 international slot money.
- Aug. 5 Shawn Kelley and cash considerations acquired from Washington for international slot money.
- Aug. 6 Mike Fiers acquired from the Detroit Tigers for two players to be named later (minor league pitchers Nolan Blackwood on Aug. 6 and Logan Shore on Sept. 19).
- Aug. 9 Fernando Rodney acquired from the Minnesota Twins for minor leaguer Dakota Chalmers.
- Aug. 31 Cory Gearrin acquired from Texas for minor league pitchers Abdiel Mendoza and Teodoro Ortega.
- Sept. 3 Aaron Brooks acquired from Milwaukee for cash considerations.
- Nov. 20 Tanner Anderson acquired from Pittsburgh for a player to be named later (minor leaguer Wilkin Ramos on Dec. 1).
- Dec. 21 Acquired Jurickson Profar from Texas in a three-team trade in which the A's sent minor leaguer Eli White and international bonus slot cash to Texas and pitcher Emilio Pagán and the A's Competitive Balance Round A pick in the 2019 First-Year Player Draft to Tampa Bay; Rangers sent minor leaguer Rollie Lacy to the Rays and Tampa Bay sent minor leaguers Kyle Bird, Brock Burke and Yoel Espinal to Texas.

**2019**

- March 27 Kendrys Morales and cash considerations acquired from the Toronto Blue Jays for minor league infielder Jesus Lopez and international slot money.
- May 14 Kendrys Morales and cash traded to the New York Yankees for a player to be named later or cash considerations.
- July 14 Homer Bailey acquired from Kansas City for minor leaguer Kevin Merrell.
- July 27 Jake Diekman acquired from the Kansas City Royals for minor league pitcher Ismael Aquino and minor league outfielder Dairon Blanco.
- July 31 Tanner Roark and cash considerations acquired from the Cincinnati Reds for minor league outfielder Jameson Hannah.
- Nov. 23 Jharel Cotton traded to the Chicago Cubs for cash considerations.
- Dec. 2 Austin Allen and a player to be named later (minor leaguer Buddy Reed on Dec. 12) acquired from the San Diego Padres for Jurickson Profar.
- Dec. 12 Vimal Machin acquired from the Philadelphia Phillies in exchange for cash considerations.

**2020**

- Jan. 13 Tony Kemp acquired from the Chicago Cubs for minor leaguer Alfonso Rivas.
- Feb. 15 Burch Smith acquired from the San Francisco Giants for cash considerations.
- June 30 Jorge Mateo traded to the San Diego Padres for a player to be named later (minor leaguer Junior Perez on Nov. 5).
- Aug. 28 Tommy La Stella acquired from the Los Angeles Angels for Franklin Barreto.
- Aug. 31 Mike Minor and cash acquired from the Texas Rangers for two players to be named later (minor leaguers Dustin Harris and Marcus Smith on Sept. 18) and international slot money.

**2021**

- Jan. 14 Nik Turley acquired from the Pittsburgh Pirates for cash considerations
- Jan. 30 Cole Irvin acquired from the Philadelphia Phillies for cash considerations
- Feb. 6 Elvis Andrus, Aramis Garcia and cash acquired from Texas for Khris Davis, Jonah Heim and minor leaguer Dane Acker
- Feb. 12 Adam Kolarek and minor leaguer Cody Thomas acquired from Los Angeles (NL) for Sheldon Neuse and minor leaguer Gus Varland
- Feb. 24 Dustin Fowler traded to Pittsburgh for cash considerations

## RICKEY HENDERSON

### Special Assistant to the President

Rickey Henderson enters his fourth season as Special Assistant to the President. In this role, Henderson assists A's President Dave Kaval in promoting the Oakland Athletics brand, in addition to continuing his duties as a roving on-field instructor.



During Henderson's 25-year Hall-of-Fame playing career, he spent 14 seasons with the Green and Gold. Henderson made 10 All-Star teams, won two World Series championships, one AL MVP (1990), one Gold Glove Award (1981), three Silver Slugger awards (1981, 1985, 1990) and one ALCS MVP Award (1989). He holds the record for most career stolen bases (1,406), runs scored (2,295) and lead-off home runs (81), as well as the single-season stolen base record (130, 1982). For his career, Henderson hit .279 with 3,055 hits, 297 home runs, 1,115 RBI, 1,406 stolen bases, and 2,295 runs scored. In 2009, he was elected to the Baseball Hall of Fame on the first ballot with 94.8% of the vote.

Following his playing career, Henderson joined the New York Mets as a special instructor in 2006 before being promoted to first base coach in 2007. For the past several seasons, Henderson has served as a roving instructor in the Athletics system.

## BASEBALL OPERATIONS

### DAVID FORST

#### General Manager

David Forst begins his 22nd season in the Athletics organization and his sixth as General Manager after being appointed to the position on Oct. 5, 2015. The A's have made 11 postseason appearances since he joined the organization in 2000, including six times in the last nine seasons.



Along with Billy Beane, Forst co-authored the acquisitions of every member of the 2020 A's American League West Champion team. Beginning with the drafting of Matt Olson (2012) and Matt Chapman (2014), continuing with the trades for Khris Davis (2016), Marcus Semien (2014), Frankie Montas (2016), Jesús Luzardo (2017) and Ramón Laureano (2017), all the way through the in-season trades for Tommy La Stella and Mike Minor, the 2020 playoff team was built by Forst and Beane over the last eight years through a myriad of transactions which led to three consecutive playoff appearances for the club, their firsts since 2014.

The A's 11 postseason appearances since his arrival in the 2000 season are fifth most among all major league teams, trailing only New York-AL (17), St. Louis (14), Los Angeles-NL (12) and Atlanta (12). Since his appointment to his current General Manager role, the club is tied for the fifth-best record in the American League, trailing only Houston, Cleveland, New York and Boston.

Forst's primary duties include working on player acquisitions, contract negotiations and player evaluations, as well as overseeing the day-to-day operations of the entire Baseball Operations Department. Prior to his promotion, Forst spent 12 seasons as assistant general manager after serving as an assistant to the general manager and coordinator of professional scouting.

The 44-year-old Forst graduated Cum Laude from Harvard University in 1998 with a Bachelor of Arts degree in sociology. He played baseball for the Crimson for four seasons and earned third team All-America honors as a senior in 1998. He also played for the Springfield (Ill.) Capitals of the Frontier League in 1998 and 1999.

A native of Encino, Calif., Forst resides in Berkeley, Calif., with his wife, Rebe, son, Judah, and daughter, Sasha.



## DAN FEINSTEIN

### Assistant General Manager, Major League and International Operations

Dan Feinstein enters his sixth season as assistant general manager, major league and international operations and 20th overall in the Athletics organization. He was promoted to assistant general manager after four years as director of professional scouting/baseball development. Feinstein's primary role is to assist Billy Beane and David Forst in all aspects of baseball operations, including roster construction, contract negotiations, arbitration, trade analysis and the interpretation of MLB rules.

In addition, he oversees the A's international scouting efforts in Latin America, Asia and Europe as well and the team's professional scouting staff.

This is Feinstein's second stint with the A's, having previously served in a variety of capacities from 1994-2004, including the role of assistant, amateur scouting and video coordinator. He spent the 2005 season as coordinator, baseball operations for the Los Angeles Dodgers and was director, baseball operations for the Tampa Bay Rays for six seasons from 2006-11 prior to rejoining the A's in 2012.

A native of Lafayette, Calif., he attended UC Davis and earned a degree in Medieval European History. Feinstein resides in Lafayette with his wife, Meghan, and two children, Will (9) and Charlotte (5).



## BILLY OWENS

### Assistant General Manager/Director of Player Personnel

Billy Owens begins his 23rd season with the Athletics and his sixth as assistant general manager/director of player personnel. He was promoted to the position after spending the previous 12 seasons as director of player personnel. Owens' responsibilities include providing input and recommendations for potential trades and free agent signings, along with evaluation in the area of amateur scouting.

Prior to moving into a front office position, Owens spent five seasons as a hitting coach in the A's minor league system, with stops at Southern Oregon (1999), Vancouver (2000-01) and Arizona (2002-03). In addition to his coaching duties, Owens also assumed scouting responsibilities as an area scout and was promoted to East Coast Scouting Coordinator in 2003.

A third round pick (72nd overall) by the Baltimore Orioles in the 1992 June Draft, Owens played seven seasons of minor league ball with the Baltimore (1992-96) and Houston organizations (1997-98) before joining the A's as an area scout.

A native of San Jose, Calif., Owens attended the University of Arizona, where he played both baseball and football. He was a football, basketball and baseball standout at Bellarmine College Preparatory and is a member of the school's hall of fame. Billy O makes his off-season home in Scottsdale, Ariz.



## ED SPRAGUE

### Director of Player Development

Entering his sixth season with the A's, Sprague enters his second season as director of player development after serving as assistant director of player development & coordinator of on-field analytics to director of player development during the 2019 season. He previously served the A's as instruction coordinator from 2016-18. He oversees the development and evaluation of players throughout the A's farm system, which consistently ranks among the best in the game. He also coordinates field instruction for the entire minor league system.

Sprague previously served as head coach at the University of Pacific from 2004-15, during which his teams posted an overall record of 250-406. During his tenure, 21 of his players were selected in the Major League Baseball Draft, with multiple players currently active in the professional ranks. He guided Pacific to one of the best seasons in program history in 2010, finishing with a 31-23 overall record that included a new program record of 31 victories over Division I op-



ponents. In addition to his on-field success, he spearheaded the campaign to build an on-campus home field for the Tigers, with Klein Family Field opening on April 18, 2006.

While a student-athlete at Stanford, the baseball program won back-to-back national titles in 1987 & 1988, and he was a member of Team USA Baseball that won an Olympic Gold Medal in Seoul in 1988. After being drafted by Toronto in the first round of the 1988 draft out of Stanford, Sprague played 11 years in the major leagues with the Blue Jays, A's, Pirates, Padres, Red Sox and Mariners. He was an integral part of the Blue Jays teams that won back-to-back World Series in 1992-93 and was named a National League All-Star in 1999 with the Pirates.

Sprague and his wife Kristen reside in Lodi, Calif. They have four children: daughters Payton and Paris, and sons Jed and John.

## ERIC KUBOTA

### Director of Scouting

Eric Kubota is in his 37th season with the Athletics organization and his 20th as director of scouting.

Kubota has overseen the club's last 19 drafts that have produced dozens of players who have risen to the major leagues with various clubs, including current A's Matt Olson (2012), Chad Pinder (2013), Matt Chapman (2014), Sean Murphy (2016) and A.J. Puk (2016). Kubota's talents as an evaluator helped assemble the majority of the A's minor league system that has combined for a 6420-6301 (.505) record over the last 19 seasons.

In January 2014, Kubota was honored as "Scout of the Year" by the Santa Clara County Hot Stove Committee.

Prior to assuming his current position, Kubota served as the club's supervisor of international scouting for three seasons, overseeing the scouting staff and player evaluations in the Dominican Republic and Venezuela.

Kubota, 56, began his baseball career in June of 1984 while he was an undergraduate at the University of California, Berkeley, spending the better part of six seasons working in the A's media relations department. In November of 1989, he joined the baseball operations staff as an assistant director of scouting, handling daily administrative duties of the scouting department, including preparation work for the Rule 4, Rule 5 and June drafts, compiling the team's prospect book and preparing statistical information.

He was elevated to Pacific Rim coordinator in November of 1996, where he acted as a liaison between the A's and Asian baseball teams in addition to his scouting duties in Northern California and Hawaii.

Eric graduated from Cal in 1986 with a bachelor of arts degree in political science. He resides in Rocklin, Calif., with his wife, Karen, and their two children.



## ZAK BASCH

### Director of Minor League Operations

Zak Basch enters his fourth season as director of minor league operations for the Athletics. For the previous five seasons, Basch worked in the A's communications department, culminating in a promotion to director of baseball communications before the 2017 season.

Prior to joining the Athletics front office in 2013, Basch worked in various roles in amateur and minor league baseball. He spent time with the Alaska Goldpanners and Anchorage Bucs of the Alaska Baseball League before working five years in the Pacific Coast League with the Reno Aces and the A's former Triple-A affiliate in Sacramento.

Basch played collegiately for Hofstra University and the University of Nevada before being selected in the 13th round of the 2003 draft by Boston. In June 2004, Basch was acquired by the Athletics in a trade with the Red Sox, finishing his playing career with Oakland's former short-season affiliate, the Vancouver Canadians.

A native of Toledo, Ohio, Basch now resides in Tempe, Ariz. with his girlfriend, Jane, and their cat, Boris.



## RAYMOND ABREU

### Director of Latin American Operations

Raymond Abreu is entering his 27th season with the Athletics and has served as the team's director of Latin American operations for the past 17 years.

In this dual role, Raymond oversees both the day-to-day working function of the Athletics Academy in La Victoria and also supervises the A's scouting efforts throughout the Dominican Republic. He has been with the Athletics since the inception of the Academy in 1994.

In addition to his duties with the A's, Abreu is the General Manager of the Toros del Este, a professional team in the Liga de Beisbol Dominicano which competes during the winter months. He has also previously spent time as the GM of Leones de Escogido.

Abreu holds a Business Management degree from Saint Peter's University. A native of Jersey City, N.J., Abreu resides in Santo Domingo, D.R., with his wife, Azalia, and three daughters, Isabella, Emma and Mila.



## KEITH LIEPPMAN

### Special Advisor to Player Development

Keith Lieppman begins his 51st year with the A's and his second as special advisor to player development after 28 seasons as the organization's director of player development. He will continue with the development and evaluation of players throughout the A's farm system, which consistently ranks among the best in the game.

Lieppman's gilded reputation as one of baseball's finest personnel executives was further amplified when he received Baseball America's Tony Gwynn Lifetime Achievement Award prior to the 2020 season. In 2010 when he received the Sheldon "Chief" Bender Award from Minor League Baseball for "distinguished service and being instrumental in player development" during his career.

Lieppman has managed at all levels of the A's minor league system, beginning in Modesto in 1980 and most recently with the Triple-A Tacoma Tigers from 1985-87. He also managed the Lacey Tigres of the Dominican Winter League in 1986. He began his baseball career in 1971 as a minor league player for the A's.

Keith is a graduate of the University of Kansas with a degree in journalism. He resides in Prescott, Ariz., with his wife, Corinne.



## ROB NABERHAUS

### Senior Director, Baseball Development and Technology

Rob Naberhaus is entering his ninth year with the Athletics and second as senior director, baseball development and technology. In this role, he oversees all aspects of the data and technology development within baseball operations.

Naberhaus previously served as architect, then director of baseball systems from 2012-19, and continues to oversee the design and creation of all analytics tools used by baseball operations. Prior to coming to Oakland, Rob spent four years with the Tampa Bay Rays in their baseball systems department. He had previously worked in IT consulting with Accenture from 2004-08.

A graduate of the University of Nebraska-Lincoln, Naberhaus resides in Scottsdale, Ariz., with his wife, Erin and son, Gareth.



## CHRIS PITTARO

### Special Assistant to the General Manager

Chris Pittaro enters his 30th season in the Oakland organization, his 10th as a special assistant to the general manager. Prior to being named to his current position, Pittaro served as director of professional scouting for five years.

He spent the previous six seasons as national field coordinator after serving as an area scout and national cross checker with the Athletics since 1991.

In 2012, Pittaro was inducted into the Professional Baseball Scouts Hall of Fame.

Selected by the Detroit Tigers in the 1982 June First Year Player Draft, Pittaro made his Major League debut with the Tigers in 1985, batting .242 in 28 games. He was traded to the Minnesota Twins in 1986 and spent parts of the '86 and '87 seasons on the Twins big league roster. He retired during the 1988 season.

Pittaro attended the University of North Carolina from 1980-82 before signing with the Tigers following his junior season. After he retired as a player in 1988, he enrolled in Rider College in New Jersey where he obtained a bachelor of science degree in finance in 1991, graduating Summa Cum Laude.

Pittaro is a native of Hamilton, N.J., and has three children; Erica, Giana and CJ.



## GRADY FUSON

### Special Assistant to the General Manager

Grady Fuson, former Oakland Athletics scouting director and one of the game's most respected scouts and baseball executives, returned for his second stint with the A's in 2010 as a special assistant to the general manager.

After beginning his career as an area scout with Oakland in 1982, he has now spent 30 seasons with the A's organization, including seven years as scouting director from 1995-2001.

Prior to his current stint with the Athletics, he served as vice president of scouting and player development with San Diego from 2006-09 after joining the Padres in 2005 as a special assistant to the general manager. His first stint with the A's ended in 2002, when he joined the Texas Rangers as assistant general manager, spending three seasons in charge of the Rangers scouting and player personnel.

In January of 2020, he was honored with the Legends in Scouting Award by the Professional Baseball Scouts Foundation. In 2017, Fuson was named the recipient of the 10th annual Sheldon "Chief" Bender Award, which is given by Minor League Baseball to a person with distinguished service who has been instrumental in player development. He also was named the West Coast Scout of the Year at the 2017 Baseball Winter Meetings in Orlando, which is an award voted on by scouting directors across baseball. The Scout of the Year program—which was founded in 1984 by Tony Pacheco, Jim Russo and Hugh Alexander—recognized members of the scouting community for their excellence in scouting, years of service and professionalism in the performance of his job.

After a two-year stint playing in the minor leagues, Fuson became head baseball coach at the University of Puget Sound in Washington before originally joining the A's franchise. During his tenure in Oakland, he has played a prominent role in drafting such players as Eric Chavez, Tim Hudson, Mark Mulder and Barry Zito, which provided the impetus for the franchise to feature five playoff teams over a seven-year period from 2000-06.



## STEVE SHARPE

### Special Assistant to Scouting and International Operations

Steve Sharpe enters his second season as Special Assistant to Scouting and International Operations after spending the previous two seasons as special assistant to professional and international scouting for the Athletics. Sharpe was selected by the A's in the 11th round of the 2004 First-Year Player Draft out of the University of Central Missouri. After spending seven



seasons playing in the A's system, Sharpe was hired by Oakland as a professional scout. He served as a pro scout for seven years which included a stint in the international department in 2015.

He assists in all aspects of the international player acquisition process, from maintaining contacts with foreign baseball entities to the negotiation of international player contracts. Domestically he is involved in the scouting and recommendation of both professional and amateur players.

Sharpe resides in Winchester, Va. with his wife, Laurel, and their three sons, Samson, Solomon and Simon.

## PAMELA PITTS

### Director of Baseball Administration

Pamela Pitts enters her 40th season in the organization and 29th as director of baseball administration. Her responsibilities include managing the day-to-day business side of the baseball operations department, including governing all major and minor league staff contract administration, player records, waivers, payroll issues and transactions. She started her baseball career with the A's in November of 1981 as the minor league and public relations secretary. Pamela resides in Danville, Calif., with her husband, Dan Dunn.



## DAVID JACKSON-HANEN

### Research Scientist

David is entering his sixth year with the Athletics as a research scientist in baseball operations. In this role, David works on developing and maintaining a number of internal statistical and analytical systems informing player evaluation and in-game strategy.

Prior to his current role, David worked as a consulting analyst for the As. Before working in baseball, David was in graduate school and also worked as an analyst for the hedge fund Ellington Management LLC.

David has a Ph.D in Mathematics from the Massachusetts Institute of Technology and an AB in Mathematics from Harvard University. He resides in San Francisco.



## PIKE GOLDSCHMIDT

### Assistant Director, Research and Analytics

Pike Goldschmidt enters his fourth year with the Athletics, second as assistant director, research and analytics. He contributes across multiple areas of baseball operations, including technology and strategy implementation, and contract negotiation.

Goldschmidt previously served as baseball operations analyst from 2017-19. Before Oakland, Pike worked as a baseball operations assistant for the Baltimore Orioles in 2016, following an internship with the Pittsburgh Pirates in 2015.

An East Bay native, Goldschmidt graduated from Amherst College in 2016, where he played on the Varsity Baseball team for four years. He lives in San Francisco.




## BEN LOWRY

### Assistant Director, Research and Analytics

Ben enters his seventh season with the Oakland Athletics and second as assistant director of research and analytics. In his current role, he oversees amateur draft analytics and provides input on potential player acquisition and transactions including trades, free agent signings, waiver claims, and the Rule 5 draft. He also supports the implementation of new technologies at both the major league and minor league level and oversees the intern hiring process.

Prior to his time with the A's, Ben has worked for the Houston Astros, Trackman Baseball and KPMG. A graduate of the University of Maryland, he currently resides in San Francisco.



---

## HALEY ALVAREZ

### Assistant Director, Scouting and Baseball Operations

Haley Alvarez enters her fourth season with the A's and her second as assistant director, scouting and baseball operations, where she leads the preparation and organization of MLB's Rule 4 Draft, assigns domestic and international scouting coverage and the signing of international prospects. In addition to her day-to-day scouting responsibilities, Alvarez explores new sports science initiatives that aid in the development of professional players, assists with free agent signings and prepares and manages the baseball operations budgets.

She joined the A's as a scouting coordinator in 2017, becoming the first woman in the A's front office to be hired as a talent evaluator. Alvarez previously served as a baseball operations assistant with the Reds, following an internship with the Red Sox in 2016. She began her MLB career as a baseball operations intern with the Athletics in 2015.

The Bay Area native attended the Branson School in Ross, Calif., and is a graduate of the University of Virginia with a Bachelor of Science in Commerce from the McIntire School. Alvarez resides in San Francisco.



---

## GREG LEDFORD

### Coordinator, Scouting and Baseball Operations

Greg Ledford enters his fourth season with the Athletics and second as coordinator, scouting and baseball operations. In this role, he's primarily focused on day-to-day operations of the scouting department, with a specific focus on preparation for the MLB Draft. Additionally, Greg assists with arbitration.

A graduate of Cal Poly San Luis Obispo, Ledford resides in San Francisco.



---

## SAMANTHA SCHULTZ

### Analyst, Baseball Operations

Sam Schultz enters her second year with the Athletics as a baseball operations analyst. Her primary role is assisting the player development staff as well as minor league coaches and players with data requests and analysis, primarily on the pitching front. She also assists with major league pitching and technology.

Schultz previously worked for the San Diego Padres as part of the inaugural MLB Diversity Fellowship class. She is a graduate of Saint Mary's College of California with a degree in Astrophysics and a minor in math. Schultz lives in Walnut Creek, Calif.



---

## ALISON CHAPOT

### Executive Administrator, Baseball Operations

Alison Chapot enters her second season in the organization as executive administrator. Her responsibilities include assisting with the day-to-day activities of the baseball operations department, including entering data in eBIS and managing minor league and employee contracts. She administers the College Scholarship Program and Continued Education Plan, as well as provides administrative support to the EVP and GM. Alison resides in Oakland, Calif.



---

## **BEN LEWIS**

### **Developer, Baseball Systems**

Ben Lewis is entering his second season with the Athletics and second as a baseball systems developer. In his role, he oversees the import, storage and quality of data from various sources in the baseball data sphere. Previously he completed internships with Major League Baseball and the Minnesota Wild.

He is a graduate of Macalester College and currently lives in Tempe, Ariz.



---

## **SPORTS MEDICINE STAFF**

---

## **NICK PAPARESTA**

### **Head Athletic Trainer**

Nick Paparesta enters his 11th season as the Oakland A's head athletic trainer after previously serving as the Tampa Bay Rays assistant athletic trainer for three seasons.

A native of North Fort Myers, Fla., Paparesta spent five years in the Rays organization. He joined Tampa Bay in 2006 as minor league head athletic trainer and rehabilitation coordinator, overseeing all minor league athletic trainers and rehabilitation with Minor League players in that role for two seasons. He was promoted to the major league level in 2008 and was a member of Tampa Bay's American League championship team that year.

Prior to his stint with the Rays, Paparesta worked in the Cleveland Indians organization for 11 seasons, including four years with Triple-A Buffalo. He is a graduate of Baldwin-Wallace College in Berea, Ohio, and holds certifications by the National Athletic Trainers' Association (NATA) and National Strength and Conditioning Association (NSCA).

In 2009, Paparesta shared honors with Ron Porterfield and Paul Harker of the Tampa Bay Rays as "Major League Athletic Training Staff of the Year." He was selected by PBATS to serve as the head athletic trainer for the American League team at the 2017 Major League Baseball All-Star Game in Miami, Fla. In 2018, Paparesta shared honors with Jeff Collins and Brian Schulman of the Oakland A's as "Major League Athletic Training Staff of the Year."

He resides in, Gilbert, Ariz., with his wife, Kristel, and two children, Noah and Alaina.



---

## **JEFF COLLINS**

### **Assistant Athletic Trainer**

Jeff Collins is in his 24th season in the A's organization and his fifth as assistant athletic trainer on the major league staff. Prior to his current role, he spent 19 seasons working with A's minor leaguers, including stints at Short-Season Southern Oregon (1998-99), Single-A Visalia (2000) and Short-Season Vancouver (2004). Collins also spent 16 seasons as the A's Minor League Medical Coordinator and earned PBATS Coordinator of the Year honors in 2014 and 2016. In 2019, Collins was recognized by his peers as a member of the Oakland A's, PBATS Major League Athletic Training Staff of the Year award. Since 2011, Collins has served as an athletic trainer for the ESPN Winter X Games. In his spare time he enjoys fitness, snowboarding and spending time with his family. He holds a degree in Athletic Training from Southern Illinois University and received his masters in Health, Wellness and Exercise Science at the University of Nevada. He is a certified member of the National Athletic Trainers' Association (NATA) and is a Licensed Athletic Trainer in the state of Arizona, where he resides with his wife, Renea, and their daughter, Breanne.



## BRIAN SCHULMAN

### Assistant Athletic Trainer

Brian Schulman enters his 11th season as an assistant athletic trainer with the A's and currently sits on the PBATS electronic medical records committee. In 2019 Schulman shared honors with Nick Paparesta and Jeff Collins as the Major League Athletic Training Staff of the Year award presented by PBATS. He was also one of the recipients of the 2012 PBATS President's Distinguished Service award for his work on Electronic Medical Records. Previously he was an assistant athletic trainer at the University of California, Berkeley, from 2004-08 before being promoted to rehabilitation coordinator from 2008-10. He also served previous internships with the San Francisco 49ers in 2003-04 and the Los Angeles Dodgers in 2000, as well as being a graduate assistant trainer at Fresno State in 2001-03. He is a certified strength and conditioning coach (CSCS) from the NSCA and holds a bachelor's degree in political science from UC Santa Barbara (2001) and a master's in kinesiology from Fresno State (2003). He resides in San Ramon, Calif., with his wife, Megan, and their two sons, Luke and Gavin.



## JOSH CUFFE

### Sport Performance Coach

Josh Cuffe enters his 10th season with the Athletics organization, his fifth as sport performance coach on the major league staff after spending the previous five seasons as the minor league strength and conditioning coordinator. He began his career in the Houston Astros organization and spent two seasons as strength coach at Salem (2005-06) before spending five seasons in the Arizona Diamondbacks farm system, where he was strength coach at South Bend (2007), Visalia (2008), Mobile (2009) and Reno (2010-11). Cuffe is a certified strength and conditioning coach (CSCS), registered strength and conditioning coach (RSCC) and corrective exercise specialist (CES) and holds a bachelor's degree in exercise science from Dakota State University. He resides in Chandler, Ariz., with his wife, Kindra, their daughter, Olive, and son, Lincoln.



## STEVEN CANDELARIA

### Sport Performance Coach

Steven Candelaria is entering his first season with the Athletics organization as a sport performance coach on the major league staff after spending the previous seven seasons in the Arizona Diamondbacks organization, making stops with the Arizona League (2014), Short-Season Missoula (2015), High-A Visalia (2016) and Triple-A Reno (2017-2020). He earned a B.S. in Human Performance and Exercise Science in 2012 and played baseball collegiately at Corban University in Salem, Ore. Steve currently resides in Las Vegas, Nev.



## OZZIE LYLES

### Major League Massage Therapist

Ozzie Lyles enters his 13th season as the Oakland A's team massage therapist. He previously worked several years with many professional athletes, while also studying and practicing sport and medical massage since 1992. He was employed at Oakbay Chiropractic in Oakland (1990-2009), and worked under the Oakland Raiders team orthopedic surgeon, Dr. Warren Strudwick (2004-09), and Dr. Steve Isono, the Olympic track and field orthopedic physician, in Emeryville. The Oakland, Calif., native also worked at Club One in Oakland.





## JUSTIN WHITEHOUSE

### Infection Control Prevention Coordinator


Justin Whitehouse will serve as the A's infection control prevention coordinator. This will be his 21st season in the organization, having previously spent 12 seasons with Double-A Midland (2008-19), five with Single-A Kane County (2003-07) and two years with Single-A Visalia (2001-02) as an athletic trainer. He was named Midwest League athletic trainer of the year in 2007.

Whitehouse earned his degree in health education at the University of Nevada at Reno and received his masters in physical education, with an emphasis in athletic training and biomechanics, at San Diego State. He interned with the San Francisco 49ers during spring and summer training camps in 1997 and 1998.

Originally from Stockton, Calif., Whitehouse resides in Reno, Nev., with his wife, Susan, and children, Cassandra and Lance.



## MEDICAL CONSULTANTS



Allan Pont, M.D.  
Team Physician



Grant Wang, M.D.  
Team Physician



Jon Dickinson, M.D.  
Team Orthopedist



Will Workman, M.D.  
Team Orthopedist



Fred Dicke, M.D.  
Arizona Team Physician



Douglas Freedberg, M.D.  
Arizona Team Orthopedist

## CLUBHOUSE AND STAFF

### MICKEY MORABITO

#### Director of Team Travel

Mickey Morabito enters his 42nd season as the Athletics director of team travel. He is responsible for arranging the transportation and accommodations of the team during spring training and the regular season. He has the second-longest tenure among active major league traveling secretaries. Morabito's career in professional baseball spans four decades, dating back to 1970 when he served as a batboy for the New York Yankees. He worked in the Yankees public relations department for seven seasons, working as an assistant from 1974-76 before taking over the director's duties in 1977. While with the Yankees, he managed the club's media relations efforts during the club's back-to-back World Championship seasons of 1977 and '78. Morabito joined the Athletics organization in the spring of 1980, handling dual roles as the club's director of public relations and traveling secretary. During his long career, he has been a part of six World Series teams, three with the A's and three with the Yankees. A native of Brooklyn, NY, Morabito attended Lafayette High School in Brooklyn and later earned his bachelor of arts degree in physical



education from Hunter College in New York City. A fan of Frank Sinatra, Dean Martin, fine dining and hockey, Mickey makes his home in Alameda and Manhattan Beach with his wife, Barbara.

## STEVE VUCINICH

### Equipment Manager

A fixture in the A's organization ever since the club moved to Oakland in 1968, Steve Vucinich enters his 28th season as the club's equipment manager after serving as the visiting clubhouse manager from 1974-93. This season is his 54th with the Athletics.

An Oakland native, Vucinich joined the A's organization as a ball boy in 1968 when the franchise relocated from Kansas City. From 1969-73, he served as an assistant in the home clubhouse before being named visiting clubhouse manager in 1974. Vucinich is a past president of the Major League Baseball Equipment Manager's Association and currently serves on the MLBMA's board of directors. He is also a past member of the advisory committee for Major League Baseball Properties.

Vucinich graduated from St. Joseph's High School in Alameda and Chabot College in Hayward. Commonly referred to as the A's historian, he makes his off-season home in Scottsdale with his wife, Valerie, and daughter, Kayla, who is a graduate of Gonzaga University.



## MIKE THALBLUM

### Visiting Clubhouse Manager

The 2021 season marks Mike Thalblum's 41st season in the A's organization and his 28th as the visiting clubhouse manager. He began his baseball career when he was 13 years old, serving as a clubhouse assistant in the team's spring training clubhouse in Phoenix. In 1985, Thalblum relocated to Oakland to work in the visiting clubhouse with Steve Vucinich and then in 1992, moved across the hall to the home side where he worked with the late Frank Ciencszyk for two seasons. In 1994, he assumed his current position as the visiting clubhouse manager. A native of Scottsdale, Ariz., Mikey and his wife, Janine, make their home in Dublin, Calif., with their sons, Stewart Robert, who is named after former A's pitchers Dave Stewart and Bob Welch, and Jonathon David.



## BRIAN DAVIS

### Assistant Equipment Manager

Brian Davis, who first joined the Oakland A's as a batboy in 1991, is entering his 31st season with the club and his 27th season as the club's assistant equipment manager. He is responsible for assisting Steve Vucinich in the day-to-day operation of the clubhouse, ranging from all equipment needs and meal planning, to occasionally travelling with the team on road trips. A native of Newark, Calif., Davis is a graduate of Placer High School in Auburn, Calif., and later attended both Chico State and Cal State Hayward. He is married and lives with his wife, Pam, and their two children—son, Owen, and daughter, Sophia—in Goodyear, Ariz.



## CLAY WOOD

### Head Groundskeeper

The 2021 season marks Clay Wood's 27th season as the head groundskeeper of the Oakland Coliseum and his 32nd in the Athletics organization. Under his direction, the Coliseum's playing surface is considered by players to be among the best in the Major Leagues and was the last active baseball/football facility. Clay joined the A's organization in May of 1989 as part of the club's spring training field maintenance team. A native of Fort Worth, Tex., Wood earned his bachelor of science degree in marketing from Arizona State University. Woody and his wife, Lisa, make their home in Danville, Calif., with their son, Tyler, and daughter, Katie.



## ADAM RHODEN

### Video Coordinator

Adam Rhoden begins his 28th season with the Oakland A's organization and 18th as the team's video coordinator. As a senior in high school, Rhoden first joined the team as an attendant in the home clubhouse. He served in that capacity from 1994-97 before moving to the visiting clubhouse as the main assistant and umpire attendant until 2003. During that time, he also assisted inside the A's player video room, eventually being promoted to his current position in 2004. As the A's video coordinator, Rhoden provides daily advance and video reports to Oakland's players and coaching staff and also travels full-time with the team. In addition to working for the Oakland A's, Adam served as the Golden State Warriors' assistant equipment manager from 1998-2002. A Bay Area native who grew up in Suisun, Rhoden attended UC Davis where he received a bachelor's degree in economics. He currently resides in San Ramon, Calif.



## ADDITIONAL CLUBHOUSE STAFF



**Cliff Clavin**  
Clubhouse  
Assistant



**Ruben Virgen**  
Clubhouse  
Assistant



**Matt Weiss**  
Umpire/Clubhouse  
Assistant



**Phil Pohl**  
Bullpen Catcher



**Dustin Hughes**  
Bullpen Catcher

## BUSINESS OPERATIONS

### CATHERINE AKER

#### Vice President, Marketing and Communications

Catherine Aker is in her sixth season with the Oakland A's. She oversees marketing, broadcasting, communications, content, and community engagement, along with the Oakland A's Community Fund, which serves as the Club's charitable arm.

In 2017, Aker became just the second female vice president for the Club and first in nearly 30 years. She began her career with the Arizona Diamondbacks in 2001 and quickly rose to become Director of Corporate Communications. After nearly 10 seasons with the D-backs, she took a short hiatus from baseball to start a family before founding her own consulting firm and nonprofit organization.

Aker formed the Women of the A's, which provides networking opportunities along with professional and leadership development for the team's female staff. She serves on the Board of Directors for the Women's Sports Foundation, Make-A-Wish Greater Bay Area, and the Orinda Baseball Association. She was awarded the 2017 Oakland Digital's Community Leader, the 2018 Emerging Leader for East Bay Women in Business, and was named as one of the 2019 Most Influential Women in Bay Area Business by the *San Francisco Business Times*. Aker was also a member of the 2018 class of 40 Under 40 for the *San Francisco Business Times* and *Diablo Magazine*.

Aker holds a B.A. in Fine Arts and a M.B.A. from the University of Arizona. She resides in Orinda, Calif., with her husband and two children.



## MIGUEL DUARTE

### Chief of Staff

Miguel Duarte was hired as chief of staff on December 1st, 2016. He is entering his fifth season with the Athletics.

In his role, Duarte oversees the Office of the President arm within the organization. He supports Club President Dave Kaval in heading the day-to-day business operations including the club's real estate, government affairs and investor relations teams.

Duarte spearheaded the move of the Athletics business operations to a 40,000 square-foot, third floor space on Oakland's waterfront at Jack London Square. The move centralized the club in the community it serves while also offering first-class amenities for the staff. The office features a uniquely designed memorabilia hall, state-of-the-art gym and a batting cage. In 2019, he also collaborated with project stakeholders to create critical roadmaps leading to the Alameda County Board of Supervisors vote to sell its share of the 112-acre Oakland-Alameda County Coliseum site. Duarte is currently overseeing capital improvement projects at the Coliseum for the 2021 MLB Season.

Prior to joining the Athletics, Duarte spent seven seasons with the San Jose Earthquakes of Major League Soccer. He originally joined the Quakes as a Fan Relations Specialist. He led the team in renewal percentage in the 2013, earning the club the Commissioner's Award given to the team with the highest retention rate in MLS. Promoted to executive assistant and board liaison in 2013, Duarte exclusively worked under Kaval in the building of Avaya Stadium, a privately financed soccer specific venue near San Jose Miñeta International Airport. Avaya Stadium opened to rave reviews and has hosted numerous matches with noteworthy clubs, including the 2016 MLS All-Star Game and friendlies featuring the US Men's & Women's Nation Teams.

Duarte holds a B.A. in Broadcast Communications from San Francisco State University. He also served as the Earthquakes online reporter and in-stadium video host during his tenure in San Jose. A native of San Francisco, Duarte currently resides with his wife and daughter in Walnut Creek, Calif.



## D'LONRA ELLIS

### Vice President, General Counsel

D'Lonra Ellis serves as Vice President and General Counsel of the Oakland Athletics. She was promoted to the position in August 2019 after joining the Club in 2017 as Assistant General Counsel. In her role, she oversees the legal department and works on its real estate, employment, intellectual property, and commercial matters. She also oversees the people operations and technology departments.

Prior to joining the Club, Ellis was the general counsel of Aspire Public Schools, a nonprofit charter management organization that runs over 35 schools in California and Tennessee. She has additional experience as a director and senior corporate counsel in the intellectual property, marketing, and advertising group at Gap, Inc.; and as an associate in the litigation practice of Howard Rice Nemerovski Canady Falk and Rabkin (now Arnold & Porter).

Ellis is an Adjunct Professor at UC Hastings College of Law, where she teaches sports law and the corporate counsel externship program. She sits on the board of directors of Bay Area Legal Aid, which provides legal services to low-income residents in seven Bay Area counties, and the board of directors of Seven Stories Institute, which runs a nonprofit bookstore collective in the Washington Heights neighborhood of New York City. She received her BA in Architecture, Preservation, and Planning from Columbia University and her JD from Stanford Law School. A lifelong A's fan, Ellis is from Richmond, Calif., and attended Bishop O'Dowd High School in Oakland.



## STEVE FANELLI

### Vice President, Sales and Business Operations

Steve Fanelli is entering his second consecutive season with the A's, overseeing ticket sales and operations, ticket services, business analytics and corporate partnerships, while keeping a focus on the continued enhancement of the overall fan experience. Steve also oversees business operations for Hohokam stadium for Spring Training in Mesa, Ariz.

An accomplished sales executive with a proven track record, Fanelli previously spent 20 years with the A's in various business operations and development roles, most recently as vice president of sales and services in 2017. Between his two stints with the A's, he spent two seasons with the San Francisco Giants as vice president of ticket strategy and operations (2018-19).

In his two-decade career in baseball, he has consistently been at the forefront of many industry-changing initiatives, including mobile ticketing, dynamic pricing, premium product development and subscription-model ticketing. Working closely with Major League Baseball, Fanelli currently maintains a strong focus on growing the game on both the local and league level, through product development, staffing optimization, digital strategy and mobile adoption.

Fanelli is a founding member of the Bay Area Professional Ticketing Association (BAPTA) and a current International Ticketing Association (INTIX) committee member. He is also active with the Sports Technology Awards, serving as a judge for the leading global celebration of technology led innovation across the international sports sector. A graduate of the University of Kansas with a Bachelor of Arts in Communications Studies, Fanelli serves on the KU Sport Management Board of Directors and is also serving a term as a KU Sport Management Mentor. He currently resides in San Ramon, Calif., with his wife Amanda, and two sons.



## DAVID RINETTI

### Vice President, Stadium Operations

David Rinetti enters his 41st season with the A's organization and his 21st as vice president, stadium operations.

In his current position, Rinetti coordinates event management, oversees all game day employees, including ushers, security officers, ticket takers, parking attendants and grounds crew, and assists in all construction-related issues at the Oakland Coliseum. He is also the team's liaison with local law enforcement agencies and Major League Baseball's security department.

The 55-year-old Rinetti began his career with the A's in 1981, serving as stadium operations assistant, where he organized in-stadium promotions and giveaways. From 1987-93, he managed game day operations and maintenance of the A's luxury suites. In 1994, he was promoted to director of stadium operations and was elevated to vice president in March of 2000.

Rinetti also worked with Major League Baseball's security department at the 1995, 1998, 2007, 2010, 2012 and 2015 World Series, in addition to the 1998, 2002, 2007 and 2011 All-Star Games. He is a member of the Major League Baseball Stadium Operations Advisory Committee.

A 1986 graduate of California State University, Hayward with a degree in business administration, Rinetti served as the A's chief liaison during the filming of the movie Moneyball at the Coliseum in 2010.



## TAJ TASHOMBE

### Vice President, Government Affairs

Taj Tashombe enters his fifth season with the A's organization and fourth as the club's vice president of government affairs. In his current role, he oversees political, business and community engagement for the team's ballpark effort.

He originally joined the club in January 2017 as director of external affairs. Prior to joining the A's, he spent 15 years as a branding executive, producing strategic media and experiential partnerships with major networks and Fortune 100 brands, as well as leading



sports and entertainment portfolios in conjunction with the NBA on TNT, NFL Sunday Night Football and MLB Network.

His leadership experience includes stints with Toyota, Hilton Hotels, Hyundai and his own consultancy TSGG, where he was a strategic advisor to Participant Media, Los Angeles World Airports (LAX) and Southern California Edison. He also worked as a special assistant to the Office of Congresswoman Barbara Lee and the director of communications for the Port of Oakland.

Taj serves on several local business and community organization boards including the East Bay Economic Development Alliance, East Bay Regional Parks District Foundation, Jack London Improvement District, Jobs and Housing Coalition, Make-A-Wish Greater Bay Area, Multiplying Good Bay Area, Oakland African American Chamber of Commerce, Positive Coaching Alliance and Visit Oakland.

An Oakland native who once worked as an A's intern, Tashombe holds a bachelor's degree in business administration with a concentration in marketing from Clark Atlanta University. He currently resides in San Ramon, Calif., with his wife, Morgan, and daughters, Isley and Lennox.

## FRONT OFFICE STAFF



**David Adame**  
Director of Ticket  
Operations



**Fernando Alcalá**  
Director of Baseball  
Communications



**John Anki**  
Director of  
Accounting



**Elisabeth Aydelotte**  
Senior Manager,  
Guest Services



**Mark Bashuk**  
Sr. Director of  
Business Analytics



**Paul Basilio**  
Senior Accountant



**Giancarlo Bautista**  
Guest Services  
Assistant



**Caroline Bernardi**  
Lead Business  
Analyst



**Nick Bigot**  
Guest Experience  
Coordinator



**Diane Binder**  
Human Resources Business  
Partner, Stadium Operations



**Shaonna Brotherton**  
Senior IT Support  
Administrator



**Lisa Bullard**  
Director of  
Marketing



**Whitney Campbell**  
Community  
Engagement



**Madison Campos**  
Social Media  
Manager



**Daniel Contreras**  
Senior Motion  
Graphics Designer



**Dave Cramer**  
Senior IT Support  
Administrator




**Stephen Curry**  
GL Accountant



**Rose Dancil**  
Senior Manager,  
Payroll



**Dash Davidson**  
Director, Special  
Projects



**Ryan De Vera**  
Financial Analyst



**David Don**  
Senior Director, Engineering  
& Multimedia Services



**Randy Duran**  
Senior Manager of  
Stadium Services



**Cody Elias**  
Multimedia  
Producer



**Kyle Ellington**  
Director of Diversity,  
Inclusion & Belonging



**Rhean Fajardo**  
Associate General  
Counsel



**Erik Farrell**  
Manager of  
Authentication



**Josh Feinberg**  
Sr. Director, Ticket  
Sales




**Mariah Fitzpatrick**  
Account Executive,  
Membership Services



**Stephanie Gaywood**  
Director, Community  
Engagement & Community Fund



**Erica George**  
Director of Communications  
and Content



**James Gibson**  
Senior Facility  
Manager, Arizona



**Kai Glass**  
Executive Assistant



**Fallan Groth**  
Coordinator of  
Project Activation



**Kyle Grozen**  
Coordinator, Youth Baseball  
and Softball Programs



**Allie Guido**  
Ticket Operations  
Coordinator



**Melissa Guzman**  
Senior Coordinator, Alumni  
and Family Relations



**Sarah Halsey**  
Stadium Operations  
Scheduler



**Scott Hatteberg**  
Special Assistant to  
Baseball Operations



**Grace Howard**  
Project Coordinator



**Olivia Hummer**  
Baseball Communications  
Coordinator



**Kasey Jarcik**  
Senior Director of  
Finance



**Jody Johnson**  
Director of Information  
Technology



**Kit Karutz**  
Senior Video  
Producer



**Charlie Kenneweg**  
Ballpark Entertainment  
Production Coordinator



**Paul La Veau**  
Senior Director of  
Stadium Operations



**Kristy Ledbetter**  
Senior Manager of  
Stadium Operations Events



**Joey Liberatore**  
Broadcasting & Media  
Content Coordinator



**Mark Ling**  
Baseball Communications  
Manager



**D'Aulaire Louwerse**  
Coordinating Producer,  
Broadcasting



**Kevin Lowe**  
Senior Systems  
Administrator



**Colette Lucas-Conwell**  
Senior Coordinator,  
Operations



**Garrett Lyons**  
Graphic Designer



**Isabelle Mahaffey**  
Senior Accountant,  
Accounts Payable



**Justin Marshall**  
Senior Manager,  
Productions



**Thomas Miller**  
Manager, Minor  
League Equipment



**Nicole Morgan**  
Director of Concessions  
and Merchandise



**Nancy Moriuchi**  
Manager, Minor  
League Operations



**Danna Mouat**  
Senior Accountant



**Cat Mundy**  
Senior Director,  
Partnership Marketing



**Nicola Norris**  
Premium Services  
Manager



**Detra Paige**  
Director, Alumni and  
Family Relations



**Alissa Persichetti**  
Marketing Manager



**Desiree Powers**  
Stadium Operations  
Payroll Specialist




**Joe Pun**  
Director, Spring Training  
Business Operations



**Andrea Ramsey**  
Senior Director,  
Offices Services  
Coordinator



**Austin Redman**  
Senior Manager,  
Ticket Solutions



**Xavier Rentz**  
Account Executive,  
Membership Services



**Zack Ricketts**  
Assistant  
Groundskeeper



**Greg Rieber**  
Senior Director of  
Corporate Partnerships



**Michael Rodgers**  
Manager, Group  
Sales & Hospitality



**Mari Rodriguez**  
Senior Director,  
People Operations  
Coordinator



**Noah Rosen**  
Senior Manager,  
Project Development



**Marisela Ruiz-Acosta**  
Engineering & Multimedia  
Services Manager



**Amelia Schimmel**  
Executive Producer,  
Ballpark Entertainment



**Taylor Schmid**  
Minor League Video  
Assistant



**Adam Scoggan**  
Senior People  
Operations Manager



**Jessica Seibert**  
Senior Director,  
Social Media  
Coordinator



**Mike Selleck**  
Baseball Information  
Manager





**Matt Seu**  
Manager,  
Membership Services



**Jason Silva**  
Stadium Operations  
Systems Manager



**Hemmy So**  
Associate General  
Counsel



**Anyé Spivey**  
Director, Real Estate



**Payton Sprague**  
Sr. Manager,  
Partnership Marketing



**Stomper**  
Mascot



**Andy Szabo**  
Director of Corporate  
Partnership Development



**Kara Tsuboi**  
In-Game Host




**Adam Tyhurst**  
Controller



**Matt Van Norton**  
Senior Manager,  
Stadium Operations



**Matt Wannemuehler**  
Stadium Operations  
Coordinator



**Curtis Wiggington**  
Executive Assistant  
and Board Liaison



**Dominic Williams**  
Project Coordinator



**Alex Wong**  
Financial Analyst




**Sam Worden**  
Sr. Director, Land  
Development



**Chad Yaconetti**  
Arizona Clubhouse  
Manager



**Leo Yang**  
Senior Real Estate  
Analyst



**Michael Zagaris**  
Team Photographer



**Josh Ziegenbusch**  
Senior Director of  
Service & Retention

## ATHLETICS VIRTUAL PRESS BOX

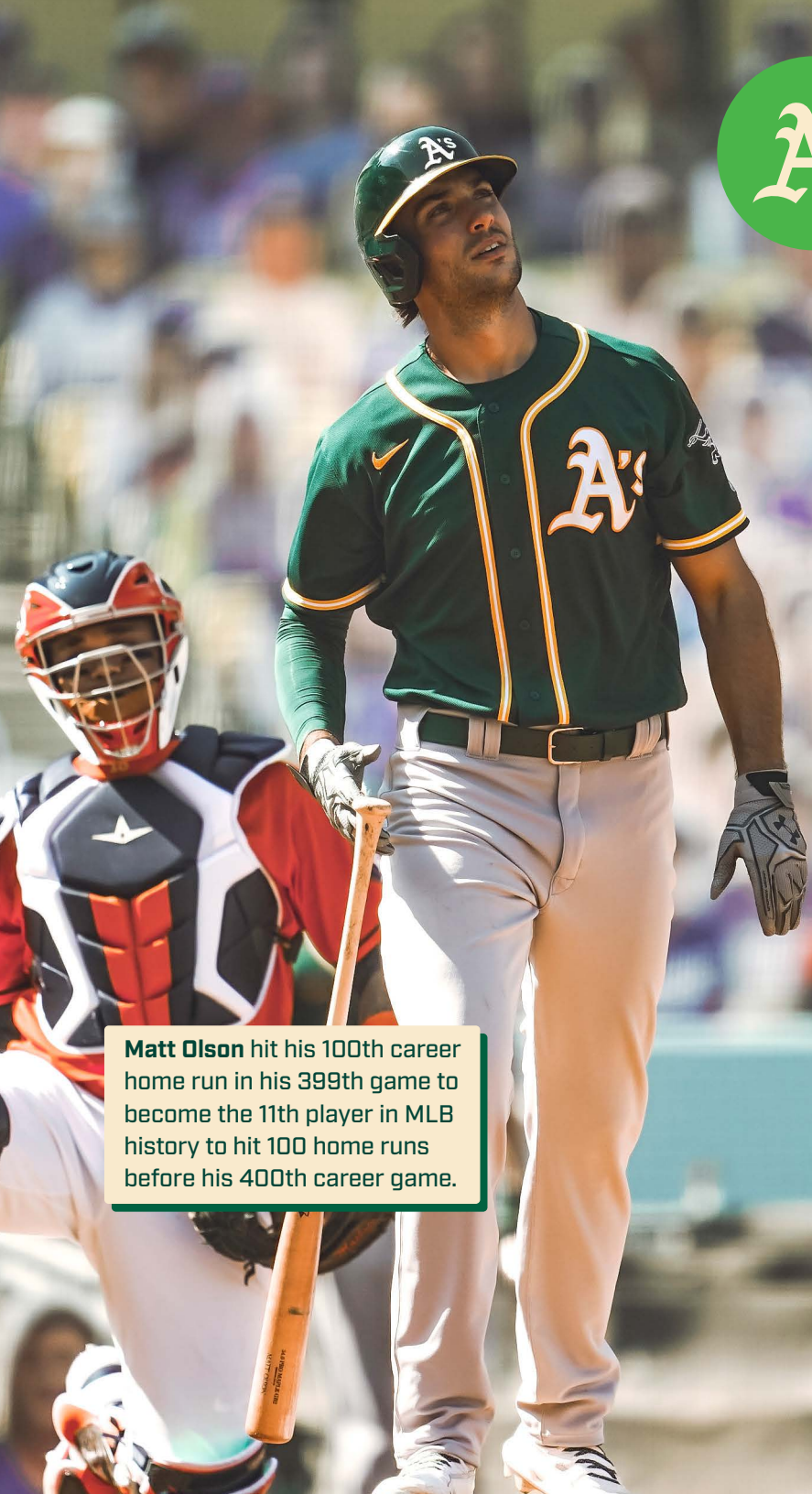
The Oakland A's Virtual Press Box includes game notes, statistics, news links, lineups, minor league reports, press releases, rosters, post game notes and more. The site also features information from the visiting team for all home games.

The A's virtual press box also includes an expanded version of the Oakland A's Media Guide. The digital version of the A's Media Guide includes expanded statistics and postseason history. During the season, the guide will be updated with bios for any players acquired following the publication of the print version of the guide.

You can visit the A's Virtual Press Box at <http://pressbox.athletics.com> or by scanning the QR code on the right.







**Matt Olson** hit his 100th career home run in his 399th game to become the 11th player in MLB history to hit 100 home runs before his 400th career game.

2021 ATHLETICS

**MANAGER**

Robert Paul Melvin

Named as A's interim manager, June 9, 2011

**Birthdate:** October 28, 1961

**Birthplace/Resides:** Palo Alto, California / Berkeley, California

**Contract Status:** Signed through 2021

Bob Melvin returns for his 11th season as manager of the A's, which are the second most seasons in Athletics history to Connie Mack's 50 years at the helm from 1901-50. Melvin's tenure has included six postseason appearances and two American League Manager of the Year awards. He has a 767-688 (.527) record since being named interim manager, June 9, 2011 and his wins are third most in franchise history behind Mack (3,582) and Tony La Russa (798). No other active manager has a longer uninterrupted tenure with their current team. Melvin is now 1260-1196 (.513) in 17 seasons as a Major League manager, including stints with the Seattle Mariners (2003-04) and Arizona Diamondbacks (2005-09). Among active managers, only La Russa (2,728), Dusty Baker (1,892), Terry Francona (1,702) and Joe Maddon (1,278) have more wins.

Melvin was named AL Manager of the Year by the *Baseball Writers Association of America* and the *Sporting News* in 2018 and Major League Manager of the Year by *Baseball America*. It was third time he was named Manager of the Year by the *BBWAA* (2007 with Arizona and 2012 with Oakland) and he is the eighth manager to win the award three or more times, joining Dusty Baker, Bobby Cox, Tony La Russa, Jim Leyland, Joe Maddon, Lou Piniella and Buck Showalter. He was already just the sixth manager to win the award in both leagues and he and Tony La Russa (1988 and 1992) are the only managers to win the award in an Oakland uniform.

In 2020, the A's won their third AL West title under Melvin after reaching the postseason as the AL Wild Card in each of the previous two years with back-to-back 97-win seasons. He now has six postseason appearances with the A's (2012-14, 18-20), which are the most by a manager in Oakland history and trail only Connie Mack, who had eight World Series appearances, in Athletics history.

Melvin guided the A's to a 47-52 (.475) record in 2011 after Oakland started the season 27-36 (.429). He then led the A's to back-to-back AL West titles in 2012 and 2013 with records of 94-68 and 96-66. Melvin became the first manager to lead the A's to consecutive division titles since Tony La Russa won three straight from 1988-90. He was named AL Manager of the Year by the *BBWAA* in 2012 after the A's became the fifth team in Major League history to win a Pennant or Division after trailing by 13 or more games and the first to come back when trailing by five or more games with fewer than 10 games remaining. That club employed 19 rookies, including 12 pitchers.

The A's finished 88-74 in 2014 but reached the postseason for the third consecutive year as a Wild Card. Oakland logged back-to-back 90-loss seasons in 2015 and 2016 before going 75-87 in 2017. On July 29, 2017, Melvin became the 64th manager in ML history to win 1,000 games.

Oakland then went 97-65 in 2018, which was a 22-win improvement and the third time a Bob Melvin-managed team increased its win total by 20 or more games from the previous season. In his first season with Arizona in 2004, the Diamondbacks posted 77-85 record after going 51-111 in 2003. He then took the A's from a 74-win season in 2011 to a 94-68 record and an AL West title in 2012.

Melvin signed a three-year contract through the 2014 season, Sept. 21, 2011, a two-year extension through 2016, Jan. 14, 2013, another two-year extension through 2018, Sept. 9, 2015, a one-year extension through 2019, Sept. 28, 2017, and a two-year extension through 2021, Oct. 29, 2018. The Bay Area native is the 30th manager in franchise history and the 18th in Oakland history.

In his previous managerial stint, he guided Arizona to a 337-340 (.498) record in four-plus seasons. He was named manager of the D-backs Nov. 5, 2004 and led the club to a 77-85 mark in his first season, a 26-game turnaround from a franchise-worst 51-111 mark in 2004. After a

76-86 finish in 2006, Melvin was named National League Manager of the Year by the *BBWAA* in 2007 after guiding Arizona to a league-best 90-72 record. He also earned NL Manager of the Year honors from *The Sporting News* and the Negro League Baseball Museum's C.I. Taylor Legacy Award. The Diamondbacks followed up their NL West title with a second-place finish in 2008, finishing 82-80. Melvin became the winningest manager in Arizona history that season when he earned his 304th win Aug. 14, surpassing Bob Brenly. Melvin was relieved of his duties as D-backs manager May 8, 2009 after a 12-17 start.

Prior to being named A's manager, Melvin had rejoined the Diamondbacks as a special baseball advisor to President & CEO Derrick Hall in May of 2011, assisting the baseball operations department and other business divisions of the organization. He was a professional scout for the New York Mets in 2010.

Melvin began his managerial career in 2003, guiding the Mariners to a 93-69 record in shattering the team record for wins by a first-year Mariners manager set by Lou Piniella in 1993 (82-80). His 93 wins also tied for the 15th-most by any rookie manager in Major League history at the time. The Mariners then fell to 63-99 in 2004 and he left Seattle with a 156-168 (.481) record in two seasons.

Melvin began his coaching career as Manager Phil Garner's bench coach from 1999-2000, first with the Brewers in 1999 and then in 2000 with the Tigers. While with the Brewers, he also managed the Maryvale team in the Arizona Fall League in 1999. He was inducted into the AFL Hall of Fame in 2013. Melvin then served as Bob Brenly's bench coach with the D-backs from 2001-02 when the club won back-to-back NL West titles and the World Series in 2001. Prior to those bench coach roles, he spent three seasons with Milwaukee in various capacities, serving as a scout in 1996, roving instructor in 1997 and as assistant to General Manager Sal Bando in 1998.

A 10-year Major League veteran, Melvin's playing career included stops in Detroit (1985), San Francisco (1986-88), Baltimore (1989-91), Kansas City (1992), Boston (1993), the New York Yankees (1994) and the Chicago White Sox (1994). He posted a .233 batting average with 35 home runs and 212 RBI while playing in 692 games. The former catcher was drafted by Detroit

#### ATHLETICS MANAGERS

Manager	Years	W	L	Pct.	Notes
Connie Mack	1901-50	3582	3814	.484	9 AL Pennants, 5 World Championships
Earle Mack	1937-39	45	77	.369	
Jimmie Dykes	1951-53	208	254	.450	
Eddie Joost	1954	51	103	.331	
Lou Boudreau	1955-57	151	260	.367	
Harry Craft	1957-59	162	196	.453	
Bob Elliot	1960	58	96	.377	
Joe Gordon	1961	26	33	.441	
Hank Bauer	1961-62, 69	187	226	.453	
Ed Lopat	1963-64	90	124	.421	
Mel McGaha	1964-65	45	91	.331	
Haywood Sullivan	1965	54	82	.397	
Alvin Dark	1966-67, 74-75	314	291	.519	2 AL West Titles, 1 AL Pennant, 1 World Championship
Luke Appling	1967	10	30	.250	
Bob Kennedy	1968	82	80	.506	
John McNamara	1969-70	97	78	.554	
Dick Williams	1971-73	288	190	.603	3 AL West Titles, 2 AL Pennants, 2 World Championships
Chuck Tanner	1976	87	74	.540	
Jack McKeon	1977-78	71	105	.403	Started 1977 season, finished 1978
Bobby Winkles	1977-78	61	86	.415	Finished 1977 season, started 1978
Jim Marshall	1979	54	108	.333	
Billy Martin	1980-82	215	218	.497	1 AL West Title
Steve Boros	1983-84	94	112	.456	
Jackie Moore	1984-86	163	190	.462	
Jeff Newman	1986	2	8	.200	Interim Manager
Tony La Russa	1986-1995	798	673	.542	4 AL West Titles, 3 AL Pennants, 1 World Championship
Art Howe	1996-2002	600	533	.530	2 AL West Titles, 1 AL Wild Card
Ken Macha	2003-06	368	280	.568	2 AL West Titles
Bob Geren	2007-11	334	376	.470	
<b>Bob Melvin</b>	<b>2011-</b>	<b>767</b>	<b>688</b>	<b>.527</b>	<b>3 AL West Titles, 3 AL Wild Cards</b>

as its first choice in the secondary phase of the 1981 January draft and hit .220 in 41 games in his rookie season of 1985. Melvin spent the next three seasons sharing the catching duties with Bob Brenly for the Giants, hitting a career-high 11 home runs in 1987. After three seasons in Baltimore, he batted a career-high .314 in 32 games with Kansas City in 1992.

Melvin graduated from Menlo-Atherton High School in Menlo Park, Calif. in 1979 and later attended and played baseball at the University of California in Berkeley. He and his wife, Kelley, have a daughter, Alexi, who is a graduate of the prestigious Lee Strasberg Theater & Film Institute in New York.

### MAJOR LEAGUE RECORD

	AVG.	G	AB	R	H	2B	3B	HR	RBI	SH	SF	HP	BB	SO	SB	CS	OBP	SLG	E
TOTALS	.233	692	1955	174	456	85	6	35	212	21	20	1	98	396	4	13	.268	.337	24

### MANAGERIAL RECORD

Year	Club	League	Class	W-L	Pos.
2003	SEATTLE	American	Majors	93-69	2nd / West
2004	SEATTLE	American	Majors	63-99	4th / West
2005	ARIZONA	National	Majors	77-85	2nd / West
2006	ARIZONA	National	Majors	76-86	4th / West
2007	ARIZONA	National	Majors	90-72	1st / West
2008	ARIZONA	National	Majors	82-80	2nd / West
2009	ARIZONA	National	Majors	12-17	4th / West
2011	OAKLAND	American	Majors	47-52	3rd / West
2012	OAKLAND	American	Majors	94-68	1st / West
2013	OAKLAND	American	Majors	96-66	1st / West
2014	OAKLAND	American	Majors	88-74	2nd / West
2015	OAKLAND	American	Majors	68-94	5th / West
2016	OAKLAND	American	Majors	69-93	5th / West
2017	OAKLAND	American	Majors	75-87	5th / West
2018	OAKLAND	American	Majors	97-65	2nd / West
2019	OAKLAND	American	Majors	97-65	2nd / West
2020	OAKLAND	American	Majors	36-24	1st / West
Major League Totals				1260-1196	

## MIKE ALDRETE

10



### FIRST BASE COACH

Michael Peter Aldrete

Named A's bench coach, October 27, 2014

Named A's first base coach, November 12, 2015

Named A's assistant hitting coach, December 4, 2017

Named A's first base coach, October 31, 2019

**Birthdate:** January 29, 1961

**Birthplace/Resides:** Carmel, California / Salinas, California

Mike Aldrete returns for his seventh season on the A's coaching staff, his fourth as first base coach. He rejoined Manager Bob Melvin for a third time in his coaching career as bench coach in 2015, spent two seasons as the A's first base and outfield coach from 2016-17 and was assistant hitting coach in 2018. Aldrete, who served as bench coach for the St. Louis Cardinals from 2012-14, previously worked under Melvin as first base coach for the Seattle Mariners in 2004 and as hitting coach for the Arizona Diamondbacks from 2005-06. The 2021 season will mark his 17th on a Major League coaching staff.

He began his coaching career in 2001 as hitting coach for Yakima in the Diamondbacks minor league system. He was promoted to manager of Yakima the following season and then managed Arizona's High Class A club in Lancaster in 2003. His first coaching opportunity in the majors came in 2004 when he was named first base coach on Melvin's staff in Seattle. He moved to Arizona the following year when Melvin was named manager of the Diamondbacks, serving as hitting coach there for two seasons.

Tony La Russa, whom Aldrete had played for in Oakland, hired him as assistant hitting coach with St. Louis in 2008. After four seasons in that position, including the 2011 Cardinals team that was crowned World Series champions, he was promoted to bench coach in 2012 when Mike Matheny replaced the retiring La Russa as manager. During his three-year stint as bench coach, the Cardinals advanced to the World Series in 2013 and to the National League Championship Series in both 2012 and 2014.

Born in Carmel, Calif., and a graduate of Monterey High School and Stanford University, the former first baseman/outfielder played for seven different teams during his 10-year Major League career, including both the San Francisco Giants (1986-88) and the Oakland A's (1993-95). A .263 lifetime hitter in 930 games, Aldrete also played for Montreal (1989-90), San Diego (1991), Cleveland (1991), the California Angels (1995-96) and the New York Yankees (1996).

Aldrete's finest season as a player was with the Giants in 1987, when he batted a career-high .325 on a team that lost to St. Louis in the National League Championship Series. He split his final season between California and New York in 1996, ending his career as a member of the World Series Champion Yankees.

A third team All-American his senior season at Stanford, Aldrete was chosen by San Francisco in the seventh round of the June Draft in 1983. He enjoyed a pair of trips to the College World Series with the Cardinal and was a member of the U.S. Collegiate All-Star Team that toured Japan in 1982. Aldrete graduated from Monterey (Calif.) High School, lettering in baseball, basketball and football.

Aldrete makes his off season home in Salinas, Calif., with his wife, Gina, and their three children; Michael, Blake and Nicolette. Michael (RHP) was selected by the Cardinals in the 2012 First Year Player Draft out of San Jose State (39th round).

#### MAJOR LEAGUE RECORD

	AVG.	G	AB	R	H	2B	3B	HR	RBI	SH	SF	HP	BB	SO	SB	CS	OBP	SLG	E
TOTALS	.263	930	2147	277	565	104	9	41	271	14	18	5	314	381	19	18	.356	.377	19

## DARREN BUSH

51

### HITTING COACH

Darren James Bush

Named A's bullpen coach, October 26, 2012

Named A's hitting coach, October 30, 2014

**Birthdate:** January 18, 1974

**Birthplace/Resides:** Columbus, Ohio / Englewood, Florida



Darren Bush completed his sixth season as the A's hitting coach in 2020 after serving as the bullpen coach from 2013-14. Under his guidance, the A's set franchise record for home runs (257) and extra base hits (572) in 2019. The 2020 season marked Bush's 16th in the A's organization, which includes two seasons as a minor league hitting coach, six seasons as a manager and eight seasons on the Major League coaching staff.

Bush compiled a 462-386 (.545) record in six seasons as a manager with Single-A Stockton (2007-08), Double-A Midland (2009-10) and Triple-A Sacramento (2011-12). He guided the River Cats to back-to-back division titles with a mark of 88-56 in 2011 and 86-58 in 2012. Bush also led the RockHounds to playoff appearances in 2009 and 2010, including a Texas League Championship in 2009. He also skippered Single-A Stockton to the California League Championship in his second

### MOST YEARS ON OAKLAND A'S COACHING STAFF

- 13 Curt Young (2004-10, 12-17)
- 13 Ron Washington (1996-2006, 2015-16)
- 12 Brad Fischer (1996-2007)
- 12 Dave McKay (1984-95)
- 10 Dave Duncan (1986-95)
- 9\* Darren Bush (2013-present)**
- 9 Tye Waller (2007-15)
- 9 Rene Lachemann (1987-92, 2005-07)

\*includes 2021

year as a manager in 2008. Bush joined the Athletics in 2005 as hitting coach at Stockton and spent two seasons in that capacity before taking over as manager for the Ports in 2007.

Prior to joining the A's organization, Bush coached in independent leagues. He was the hitting coach and Director of Player Personnel with Yuba-Sutter of the Western League in 2002 and then spent two seasons as a manager in the Northeast League with Berkshire (41-51 in 2003) and Quebec (58-34 in 2004).

A former outfielder, Bush began his playing career with three seasons in the independent Frontier League. He played for Zanesville in 1996 and Springfield in 1997-98, hitting .302 with 26 home runs and 133 RBI in 224 games. Bush signed with the San Diego Padres organization Dec. 24, 1998 and hit .259 with 16 home runs and 114 RBI in 231 games in two seasons at Single-A Rancho Cucamonga (1999-2000) and one year at Single-A Clearwater (2001) in the Phillies farm system. He also played one game for Triple-A Las Vegas in 2000 and went 2-for-4. He concluded his playing career by hitting .417 in seven games for Yuba-Sutter of the Western League in 2002. Bush had a .284 average in 456 games overall.

Bush attended Dunedin High School and Valdosta State University. He resides in Englewood, Fla., during the offseason. Bush is married, Rebecca, and has two children, Wyatt and Maggie.

### MINOR LEAGUE RECORD

	AVG.	G	AB	R	H	2B	3B	HR	RBI	SH	SF	HP	BB	SO	SB	CS	OBP	SLG	E
TOTALS	.283	456	1536	252	434	85	12	42	248	10	14	12	225	256	35	26	.375	.436	26

## RYAN CHRISTENSON

29



### BENCH COACH

Ryan Alan Christenson

Named A's bench coach, October 19, 2017

**Birthdate:** March 28, 1974

**Birthplace/Resides:** Redlands, California / Tyrone, Georgia

Ryan Christenson returns for his fourth consecutive season as Bob Melvin's bench coach, his first assignment on a Major League coaching staff. This is his 16th season in the A's organization, which includes five years as a minor league manager and seven seasons as a player.

Prior to his promotion in Oakland in 2018, Christenson spent five seasons managing in the A's farm system. After Single-A stints at Beloit in 2013 and Stockton in 2014, he guided Double-A Midland to back-to-back Texas League Championships in 2015 and 2016. Christenson served as manager at Triple-A Nashville in 2017 and also manned the third base coaching box for team USA in the 2017 All-Star Futures Game. His teams have a 391-307 (.560) record in five seasons.

Christenson played parts of six seasons in the majors with Oakland (1998-2001), Arizona (2001), Milwaukee (2002) and Texas (2003) and was a .222 hitter with 16 home runs and 102 RBI in 452 games. His best season came in his rookie campaign in 1998 when he hit .257 with five home runs and 40 RBI, all career-highs. Christenson batted .237 in 351 games in his four seasons with the A's and was a member of the 2000 American League West champions. His playing career concluded at Triple-A Albuquerque in the Marlins farm system in 2004.

Christenson was selected by the A's in the 10th round of the 1995 June draft out of Pepperdine University. He was West Coast Conference Player of the Year in his final season with the Waves after leading the league with a .376 batting average. Christenson is a 1992 graduate of Apple Valley High School.

Christenson resides in Scottsdale, Ariz., with his wife, Micki, and children, Cassidy and Cameron.

### MAJOR LEAGUE RECORD

	AVG.	G	AB	R	H	2B	3B	HR	RBI	SH	SF	HP	BB	SO	SB	CS	OBP	SLG	E
TOTALS	.222	452	998	159	222	48	5	16	102	27	9	6	114	256	16	15	.303	.329	17





**PITCHING COACH**

Scott Matthew Emerson

Named A's bullpen coach, October 30, 2014

Named A's pitching coach, June 15, 2017

**Birthdate:** December 22, 1971

**Birthplace/Resides:** Baltimore, Maryland / Rockingham, North Carolina

Scott Emerson returns for his seventh season on the A's Major League coaching staff and his 19th in the A's organization. He joined the coaching staff in Oakland for the 2015 season as bullpen coach and took over the reins as pitching coach on June 15, 2017.

Emerson spent two seasons as minor league roving pitching instructor from 2013-14 after 10 years as a pitching coach at various levels. He joined the A's organization in 2003 as pitching coach at Single-A Modesto and served two seasons there before the A's moved their affiliate to Stockton. After two seasons with the Ports, Emerson had a four-year stint at Double-A Midland from 2007-10. He was promoted to Triple-A Sacramento in 2011 and spent two seasons with the River Cats.

**A'S RECENT COACHING ASSIGNMENTS**

Year	Bench	Pitching	Hitting	Third Base	First Base	Bullpen	Other
2020	Christenson	Emerson	Bush	Pedrique	Aldrete	Jensen	Martins <sup>3</sup> Kotsay <sup>4</sup>
2019	Christenson	Emerson	Bush	Williams	Pedrique	Jensen	Aldrete <sup>3</sup> Kotsay <sup>4</sup>
2018	Christenson	Emerson	Bush	Williams	Pedrique	Jensen	Aldrete <sup>3</sup> Kotsay <sup>4</sup>
2017	Hale Kotsay	Emerson Young	Bush	Scarson Hale	Aldrete	Alston Emerson	Jensen <sup>2</sup>
2016	Kotsay	Young	Bush	Washington	Aldrete	Emerson	Jensen <sup>2</sup>
2015	Aldrete	Young	Bush	Washington Gallego	Waller	Emerson	Jensen <sup>2</sup>
2014	Hale	Young	Davis	Gallego	Waller	Bush	Prieto <sup>1</sup>
2013	Hale	Young	Davis	Gallego	Waller	Bush	Prieto <sup>1</sup>
2012	Hale	Young	Davis	Gallego	Waller	Rodriguez	Prieto <sup>1</sup>
2011	Skinner	Romanick	Perry	Gallego	Waller	Rodriguez	
2010	Waller	Young	Skaalen	Gallego	Steverson	Romanick	
2009	Waller	Young	Skaalen	Gallego	Steverson	Romanick	
2008	Wakamatsu	Young	Van Burkleo	Waller DeFrancesco	DeFrancesco Waller	Romanick	
2007	Schaefer	Young	Van Burkleo	Lachemann	Waller	Fischer	
2006	Geren	Young	Perry	Washington	Lachemann	Fischer	
2005	Lachemann	Young	Hudgens	Washington	Fischer	Geren	
2004	Speier	Young	Hudgens	Washington	Fischer	Geren	
2003	Francona	Peterson	Hudgens Bosley	Washington	Fischer	Geren	
2002	Macha	Peterson	Bosley	Washington	Quade	Fischer	
2001	Macha	Peterson	Bosley	Washington	Quade	Fischer	
2000	Macha	Peterson	Bosley	Washington	Quade	Fischer	
1999	Macha	Peterson	Hudgens	Washington	Bosley	Fischer	
1998	Dyer	Cluck	Walling	Washington	Jones	Fischer	
1997	Dyer	Cluck	Walling	Washington	Fischer	Alejo	
1996	—	Cluck	Walling	Dyer	Washington	Fischer	
1995	—	Duncan	Lefebvre	Reynolds	McKay	Kusnyer	Lansford <sup>1</sup>

<sup>1</sup>major league coach. <sup>2</sup>assistant hitting/catching. <sup>3</sup>assistant hitting. <sup>4</sup>quality control

Emerson's coaching career began in the Pittsburgh Pirates organization in 2000 when he was named the pitching coach for the Pirates Gulf Coast Rookie League club at Bradenton. He spent two years in the GCL and one at Single-A Williamsport in 2002 before joining the A's organization.

Emerson pitched professionally for six seasons in the Baltimore (1992-95), Boston (1995-96) and Arizona (1997) organizations. He was a 10-game winner at Single-A Albany in 1993 and was traded to the Red Sox organization early during the 1995 season. The left-hander signed with Arizona after being released by Boston in the spring of 1997. He pitched in three games for Single-A High Desert before concluding his professional career with Rio Grande Valley of the independent Texas-Louisiana League in 1997. Emerson was 27-29 with a 4.16 ERA in 135 games, 79 starts in his career.

Emerson was drafted by San Diego in the 21st round of the 1990 June draft out of Shadow Mountain HS (Phoenix, Ariz.) but did not sign. He attended Scottsdale Community College and signed with the Baltimore organization after the Orioles selected him in the 40th round of the 1991 June draft.

Emerson and his wife, Jill, make their offseason home in Rockingham, N.C.

### MINOR LEAGUE RECORD

	W	L	ERA	G	GS	CG	SHO	SV	IP	H	R	ER	HR	HB	BB	IBB	SO	WP	BK
TOTALS	27	29	4.16	135	79	4	0	0	493.1	520	298	228	28	26	268	5	361	54	4

## MARCUS JENSEN

59

### BULLPEN COACH

Marcus Christian Jensen

Named A's assistant hitting/catching coach, October 30, 2014

Named A's bullpen coach, December 4, 2017

**Birthdate:** December 14, 1972

**Birthplace/Resides:** Oakland, California / Scottsdale, Arizona



Oakland native Marcus Jensen returns for his seventh season on the A's Major League coaching staff and his 15th in the A's organization. He took over as bullpen coach in 2018 after serving as the A's assistant hitting/catching coach from 2015-17.

Jensen spent the 2014 season as the A's minor league roving hitting instructor. He joined the A's organization in 2007 as hitting coach for the A's affiliate in the Arizona Rookie League and served two years in that capacity. Jensen took over the managerial duties for that club in 2009 and guided the A's to a 141-136 (.509) record and one playoff appearance in five seasons. In 2013, he also served as the A's minor league roving catching instructor.

A former catcher, Jensen was drafted by San Francisco out of Skyline HS in Oakland following the first round of the 1990 June draft as a compensation pick for the loss of free agent Craig Lefferts. He batted .184 with six home runs and 29 RBI in 145 games in seven seasons with seven different teams.

Jensen made his Major League debut with San Francisco in 1996 and appeared in 39 games over two seasons with the Giants before he was dealt to Detroit in July 1997. After spending parts of the 1998 and 1999 seasons with Milwaukee and St. Louis respectively, Jensen saw his most big league action with Minnesota in 2000 when he batted .209 with three home runs and 14 RBI in 52 games. He split the 2001 season between Boston and Texas and returned to Milwaukee in 2002, appearing in 40 games in his final big league campaign. Jensen spent the 2003 season at Triple-A Columbus in the New York (AL) farm system and played for Cancun in the Mexican League in 2004. He spent his final two seasons as a professional with Mesa (2005) and Reno (2006) of the independent Golden Baseball League. Jensen was also a member of the 2000 U.S. Olympic team that defeated Cuba for the gold medal.

Jensen makes his offseason home in Scottsdale, Ariz., with his wife, Lila, and three children, Mariah, Jahir and Jirah.

### MAJOR LEAGUE RECORD

	AVG.	G	AB	R	H	2B	3B	HR	RBI	SH	SF	HP	BB	SO	SB	CS	OBP	SLG	E
TOTALS	.184	145	343	33	63	16	1	6	29	3	1	0	50	106	0	1	.287	.289	10

## MARK KOTSAY

7

### THIRD BASE COACH

Mark Steven Kotsay

Named A's bench coach, November 12, 2015

Named A's quality control coach, November 2, 2017

Named A's third base coach, December 3, 2020

**Birthdate:** December 2, 1975

**Birthplace/Resides:** Whittier, California / Rancho Sante Fe, California



Mark Kotsay returns for his sixth season on the A's coaching staff, his first as the A's third base coach. He spent the previous three seasons from 2018-20 serving as the A's quality control coach. Kotsay joined the A's as the bench coach in 2016 and filled that role until taking a leave of absence June 19, 2017. He made his professional coaching debut as the San Diego Padres hitting coach in 2015.

Kotsay spent 17 seasons in the Major Leagues from 1997-2013, including a four-year stint with Oakland from 2004-07. He was acquired from San Diego following the 2003 season for Ramon Hernandez and Terrence Long and went on to hit .282 in 472 games with the A's. Kotsay batted a career-high .313 in 2004 and tallied a career-high 82 RBI in 2005 while belting 15 home runs in each season. He was a member of the A's American League West champions in 2006 and sparked Oakland to its first ALCS appearance in 14 years with an inside-the-park home run in Game 2 of the ALDS at Minnesota.

A former outfielder, Kotsay batted .276 with 127 home runs and 720 RBI in 1914 games during his career, which also included stops in Florida (1997-2000), San Diego (2001-03, 12-13), Atlanta (2008), Boston (2008-09), Chicago-AL (2009-10) and Milwaukee (2011). He made his ML debut with Florida in his second professional season in 1997 and appeared in a career-high 154 games in his rookie season of 1998. After batting .298 in 2000, he was traded to San Diego five days prior to Opening Day in 2001. He hit .292 with a career-high 17 home runs in 2002. Following his stay with Oakland, Kotsay returned to the LCS in 2008 with Boston and 2011 with Milwaukee. He concluded his playing career with San Diego in 2012 and 2013.

Kotsay retired following the 2013 season and spent 2014 in the Padres front office as a special assistant to the general manager and baseball operations. In that role, he was involved in all aspects of the club's baseball operations.

A graduate of Sante Fe (Calif.) High School, Kotsay attended Cal State Fullerton where he led the Titans to the College World Series Championship in 1995. He was the winner of the Golden Spikes Award and was named Collegiate Player of the Year that year and hit .404 in his collegiate career. Kotsay was the Marlins first round pick and the ninth selection overall in the 1996 draft and also played for the United States in the 1996 Olympics.

Kotsay is married, Jamie, and has three children, Grace, Sienna and Trey. He resides in Rancho Santa Fe, Calif., during the offseason.

### MAJOR LEAGUE RECORD

	AVG.	G	AB	R	H	2B	3B	HR	RBI	SH	SF	HP	BB	SO	SB	CS	OBP	SLG	E
TOTALS	.276	1914	6464	790	1784	353	48	127	720	30	48	13	554	757	98	64	.332	.404	49



**ASSISTANT HITTING COACH**

Anthony Eric Martins

Named A's assistant hitting coach, October 31, 2019

**Birthdate:** November 19, 1972

**Birthplace/Resides:** Los Angeles, California / Mesa, Arizona

Eric Martins made his debut on a Major League coaching staff in 2020 as the A's assistant hitting coach and returns in that capacity in 2021. This is Martins' 21st season in the A's organization, which includes seven years as a minor league player, seven years as an area scout and five years as a minor league hitting coach.

Martins' coaching career began in 2015 when he was named hitting coach for Double-A Midland. He was promoted to Triple-A Nashville in 2016 and spent three seasons with the Sounds before moving west to Las Vegas in 2019 when the A's switched Triple-A affiliates.

Prior to coaching, Martins spent seven seasons as an A's area scout for Southern California from 2008-14. During that time, he was responsible for signing A.J. Griffin, Daniel Robertson, and 2014 first-round selection Matt Chapman, among others.

Originally a 17th round selection by Oakland in the 1994 draft, Martins hit .276 with 21 home runs and 262 RBI in 661 games over seven seasons in the A's farm system from 1994-2000. He was named to the Northwest League All-Star Team in 1994 after hitting .324 in his professional debut. The former infielder was part of the 1997 Edmonton team that captured the Pacific Coast League Championship and the 1999 Vancouver club that won the Triple-A World Series. Martins also played for Long Beach of the independent Western League (2001-02), Somerset of the independent Atlantic League (2003) and Nettuno in Italy (2004).

A graduate of La Serna High School in 1990, Martins attended Long Beach State. He was signed by Ed Crosby.

Martins lives in Mesa, Ariz., with his wife, Madison.

**MINOR LEAGUE RECORD**

	AVG.	G	AB	R	H	2B	3B	HR	RBI	SH	SF	HP	BB	SO	SB	CS	OBP	SLG	E
TOTALS	.276	661	2314	373	638	125	22	21	262	49	14	27	282	382	44	38	.359	.376	130

**RIGHT-HANDED PITCHER****Height/Weight:** 6-7 / 240**Bats/Throws:** Right / Right**Birthdate:** March 6, 1994**Opening Day Age:** 27**Birthplace/Resides:** Villa Los Almácigos, Dominican Republic / Villa Los Almácigos, Dominican Republic**Major League Service:** 1 day**Obtained:** Signed to a minor league contract, November 12, 2020**Contract Status:** First year of a one-year contract through 2021 [Updated Stats](#)**NON-ROSTER INVITEE****CAREER HIGHLIGHTS**

Spent the first eight seasons of his professional career in the New York Yankees organization and was 26-17 with a 3.02 ERA in 117 games, including 80 starts, in seven seasons in the minors...struck out 471 in 453.0 innings (9.36 per nine innings)...had a one-day stint with the Yankees in 2018 but did not pitch...was used exclusively as a starter over his first five seasons before making four relief appearances among his 16 outings in 2018...pitched exclusively in relief in 2019...pitched for the World Team in the 2017 All-Star Futures Game...pitched for Surprise in the Arizona Fall League in 2015.

**2020 HIGHLIGHTS**

Was a non-roster invitee with the New York Yankees and did not allow a run in four Spring Training appearances (4.0 ip, 1 h, 3 bb, 3 so)...was added to the Yankees 60-man player pool on June 29 but did not pitch in 2020.

**CAREER**

**2019**—In his first year as a reliever, went 8-1 with a 4.35 ERA in 32 appearances between Double-A Trenton and Triple-A Scranton/Wilkes-Barre...limited opponents to a .219 batting average...began the season with Trenton before being transferred to Scranton/WB on June 28...was placed on the Scranton/WB injured list on Aug. 8 (retroactive to Aug. 7) and released on Aug. 23...was re-signed on Aug. 26 and immediately placed on the Scranton/WB injured list, missing the remainder of the season.

**2018**—Did not appear in a game for the Yankees in his only stint with the club (July 21)...combined with Double-A Trenton and Short Season Staten Island to go 3-3 with a 2.99 ERA in 16 games (12 starts)...missed approximately two-and-a-half months on the minor league disabled list...started the season with Trenton and went 3-3 with a 2.92 ERA in 14 games (10 starts)...allowed two earned runs or fewer in eight of his 10 starts...made his final two starts of the season with Staten Island, posting a 3.86 ERA.

**2017**—Combined with Single-A Tampa, Double-A Trenton and Triple-A Scranton/Wilkes-Barre to go 6-6 with a 3.25 ERA and 142 strikeouts in 23 starts...ranked among Yankees farmhands in strikeouts (second) and ERA (seventh)...won the Kevin Lawn "Player of the Year" Award, presented annually to the Yankees organization's top hitter and pitcher...began the season with Tampa, going 0-4 with a 4.57 ERA in seven starts before being promoted to Trenton on May 18...in 14 starts with the Thunder, went 5-1 with a 2.38 ERA...made two starts with the RailRiders in June, going 1-1 with a 4.38 ERA...ended the season on the minor league DL...pitched for the World Team in the SiriusXM All-Star Futures Game in Miami...following the season, was tabbed by *Baseball America* as the Yankees No. 10 prospect and as having the system's "Best Changeup"...was added to the Yankees' 40-man roster on Nov. 20.

**2016**—Combined at Single-A Charleston and Single-A Tampa to go 5-4 with one complete game, a 2.61 ERA and 102 strikeouts in 18 starts...began the season by making eight starts for the RiverDogs, going 3-1 with a 1.90 ERA...was promoted to Tampa on June 14 and went 2-3 with a 3.22

ERA in 10 starts...tossed a 7.0-inning complete game shutout (5 h, 6 so, 1 hb) in the second game of the June 27 doubleheader against Brevard County...following the season, was ranked by *Baseball America* as the No. 10 prospect in the Yankees organization and was labeled as having the “Best Fastball” and “Best Changeup” in the system.

**2015**—Began the season with Single-A Charleston, making one start for the RiverDogs (1.2 ip, 1 er)...spent the majority of the season with short-season Single-A Staten Island, going 3-0 with a 1.69 ERA in 11 starts...allowed one earned run or fewer in nine of his 11 starts with the club, doing so in each of his final seven starts of the season (0.77 ERA)...was named the NYPL “Pitcher of the Week” for Aug. 17-23... after the season, made seven relief appearances with the Surprise Saguaros of the Arizona Fall League, going 1-0 with a 2.25 ERA... was ranked by *Baseball America* as the No. 3 prospect in the New York-Penn League and the No. 5 prospect in the Yankees organization...was also tabbed by the publication as the “Short-Season Pitcher of the Year” and was named to the Short-Season All-Star Team.

**2014**—Made five starts for the GCL Yankees 2, going 0-1 with a 4.11 ERA.

**2013**—Made his professional debut with the DSL Yankees 1, going 1-2 with a 2.63 ERA in 11 appearances (10 starts).

## PERSONAL/MISCELLANEOUS

Domingo Antonio Acevedo.

### LIFETIME PITCHING RECORD


Year	Club	W	L	ERA	G	GS	CG	SHO	SV	IP	H	R	ER	HR	HB	BB	IBB	SO	WP	BK
2013	DSL Yankees 1	1	2	2.63	11	10	0	0	0	41.0	42	20	12	0	2	11	0	43	7	0
2014	GCL Yankees 2	0	1	4.11	5	5	0	0	0	15.1	16	8	7	0	1	6	0	21	2	0
2015	Charleston	0	0	5.40	1	1	0	0	0	1.2	2	1	1	0	0	1	0	1	1	0
	Staten Island	3	0	1.69	11	11	0	0	0	48.0	37	15	9	2	1	15	0	53	3	1
2016	Charleston	3	1	1.90	8	8	0	0	0	42.2	34	13	9	1	1	7	0	48	1	0
	Tampa	2	3	3.22	10	10	1	1	0	50.1	49	19	18	3	2	15	0	54	1	2
2017	Tampa	0	4	4.57	7	7	0	0	0	41.1	49	29	21	5	2	9	0	52	0	1
	Trenton	5	1	2.38	14	14	1	0	0	79.1	65	23	21	8	2	17	0	82	1	1
	Scranton/WB	1	1	4.38	2	2	0	0	0	12.1	12	6	6	0	0	8	0	8	0	2
2018	Trenton	3	3	2.92	14	10	0	0	0	64.2	51	24	21	3	0	20	0	52	1	1
	Staten Island	0	0	3.86	2	2	0	0	0	4.2	5	2	2	0	0	1	0	3	0	0
2019	Trenton	7	1	3.86	22	0	0	0	0	35.0	23	17	15	7	0	10	0	33	2	0
	Scranton/WB	1	0	5.40	10	0	0	0	0	16.2	19	10	10	4	1	4	0	21	2	0
2020	(Minor League Season Canceled — Did Not Pitch)																			
<b>Minor League Totals</b>		<b>26</b>	<b>17</b>	<b>3.02</b>	<b>117</b>	<b>80</b>	<b>2</b>	<b>1</b>	<b>0</b>	<b>453.0</b>	<b>404</b>	<b>187</b>	<b>152</b>	<b>33</b>	<b>12</b>	<b>124</b>	<b>1</b>	<b>471</b>	<b>21</b>	<b>8</b>

### CAREER TRANSACTIONS

**2012** — Signed by the New York Yankees as a non-drafted free agent, October 17. **2019** — Released, August 23; re-signed by New York, August 26. **2020** — Elected free agency, November 1; signed by the Oakland Athletics to a minor league contract, November 12.

### ATHLETICS OLDEST ALL-STARS

40 years, 53 days	Bartolo Colón, 2013
37 years, 285 days	Dennis Eckersley, 1992
36 years, 335 days	Bobo Newsom, 1944
36 years, 279 days	Dennis Eckersley, 1991
36 years, 222 days	Bob Johnson, 1942
36 years, 33 days	Eddie Joost, 1952
35 years, 280 days	Dennis Eckersley, 1990
35 years, 198 days	Grant Balfour, 2013
34 years, 226 days	Bob Johnson, 1940
34 years, 128 days	Steve Ontiveros, 1995

**CATCHER****Height/Weight:** 6-2 / 219**Bats/Throws:** Left / Right**Birthdate:** January 16, 1994**Opening Day Age:** 27**Birthplace/Resides:** St. Louis, Missouri / Montverde, Florida**Major League Service:** 171 days**Obtained:** Acquired from the San Diego Padres with Buddy Reed for Jurickson Profar, December 2, 2019**Contract Status:** First year of a one-year contract through 2021[!\[\]\(51514032c8ca341817228f39f1307b05\_img.jpg\) Updated Stats](#)**CAREER HIGHLIGHTS**

Was selected by San Diego in the fourth round of the 2015 draft and spent five seasons in the Padres organization before he was traded to Oakland following the 2019 season...batted .194 in 14 games in his A's debut in 2020 after hitting .215 in 34 games in his Major League debut with the Padres in 2019...is a .296 career hitter with 75 home runs and 300 RBI in 472 minor league games...has tossed out 137-of-565 (24.2%) attempted base stealers...was a Pacific Coast League Midseason All-Star in 2019...named to the Texas League Midseason and Postseason All-Star teams and was a *Baseball America* Double-A All-Star in 2018 with San Antonio...was a Midwest League Midseason and Postseason All-Star in 2016...played for Peoria in the Arizona Fall League in 2018.

**2020 HIGHLIGHTS**

Was acquired from the Padres during the offseason and hit .194 with a home run and three RBI in 14 games in his A's debut...his batting average, on-base percentage (.219) and OPS (.541) were lower than his 34-game totals with San Diego in 2019 (.215/.282/.559) but his .323 slugging percentage topped his Padres mark (.277)...made all nine of his starts in 2020 and all 23 of his career in games in which the opponent started a right-handed pitcher...did not have an at bat against a left-hander in 2020...all three of his RBI either tied the game (2) or put the A's ahead (1)...batted .250 at night, .133 during the day...hit .273 with his lone home run and all three of his RBI in the seventh inning or later, .150 over innings 1-6...appeared exclusively at catcher, where he made nine starts...did not commit an error in 77 chances but opponents were successful in all eight of their stolen base attempts off him...has thrown out just 1-of-15 (6.7%) in his career...made eight of his starts batting ninth in the order...the other came in the eight spot...was on the A's Opening Day roster and made his first start in the second game of the season on July 25 against Los Angeles (AL)...went 1-for-3 in that game and started the season 1-for-11 (.091) over his first five games...then hit his first career home run Aug. 5 against Texas, a game-winning two-run shot in the bottom of the seventh inning off Ian Gibaut...it snapped a career-opening 35-game homerless streak...hit safely in consecutive games for the only time in 2020 on Aug. 5 and 7 (2-for-5, .400)...went 0-for-8 over his next four games before collecting his first two-hit game of the season and the third of his career Aug. 17 at Arizona...was optioned to the A's alternate site Aug. 24...was on the Taxi Squad for each of the final three road trips and was added to the active roster as the 28th man for the Aug. 29 doubleheader at Houston...did not play in either game...was also on the Taxi Squad for the both playoff series but did not play.

**CAREER**

**2019**—Made his Major League debut with San Diego and hit .215 with four doubles and three RBI in 34 games over four stints...batted .236 against right-handed pitchers, .100 against left-handers...made all 14 of his starts in games in which the opponent started a righty...had a .265 average with the bases empty compared to .161 with runners on...hit .161 with runners in scoring position...was 5-for-14 (.357) when leading off an inning...hit .348 with no outs, .143 with one or two outs...made 14 starts, all at catcher...committed one error in 19 games overall behind the plate for a .993 fielding percentage...tossed out 1-of-9 (11.1%) attempted base stealers...also appeared in two games at first base...was 4-for-15 (.267) with three doubles, two RBI and a walk as a pinch hitter...made seven starts batting eighth, five in the seven spot and two in the six spot...

hit .370 in nine games overall from eight spot...was recalled for the first time on May 11 and made his Major League debut that day at Colorado...pinch hit in the ninth inning and walked on four pitches...made his first start the next day against the Rockies and singled off Antonio Senzatela in the seventh inning for his first ML hit...drove in his first run May 18 against Pittsburgh with a pinch hit single in the sixth inning...was batting .262 with three RBI in 19 games overall when he was optioned back to El Paso June 17...was recalled for his second stay July 12 and went 0-for-2 in two pinch hitting appearances before he was optioned July 14...was 1-for-3 (.333) over a three-game stint from Aug. 24 to 28...returned for good on Aug. 30 and went 2-for-18 (.111) over his final 10 games...batted a career-high .330 with 21 home runs and 67 RBI in 67 games with Triple-A El Paso...also had career highs in on-base percentage (.379), slugging (.663) and OPS (1.042)...it was his third consecutive season with 20 or more home runs...was named to the Pacific Coast League Midseason All-Star team...batted .356 with a 1.110 OPS against right-handed pitchers compared to .268 (22-for-82) with an .898 OPS against left-handers...hit .354 with runners in scoring position...was batting .307 with 29 RBI in 38 games before the All-Star Break...then hit .358 with 38 RBI in 29 games after the break...batted .341 on the road but slugged 14 of his 21 home runs at home...had a .402 average with 12 of his 21 home runs in the sixth inning or later...made 60 starts at catcher and one at first base...committed just three errors in 61 games overall behind the plate (.995 fielding percentage) and tossed out 13-of-55 (23.6%) attempted base stealers...also went 9-for-23 (.391) in five games as the designated hitter and had a RBI double in his only pinch hitting appearance...hit in every spot in the order from third through seventh and saw his most action with 31 games batting five and 30 hitting fourth...hit .310 with 13 home runs and 32 RBI from the four spot...batted .320 in 19 games in April and was hitting .276 with six home runs and 26 RBI in 27 games overall when San Diego called for the first time on May 11...was sent back to the Chihuahuas June 17 and hit safely in all 11 games from June 21 to July 6 before the Padres called again on July 12...went 17-for-45 (.378) with four doubles, six home runs and 13 RBI during his second stint...had his first of two two-homer games June 29 against Fresno when he went 2-for-5 with three RBI...his second came on July 5 at Salt Lake when he drove in four runs in a 3-for-5 performance...they were the second and third multi-homer games of his career...had a seventh inning RBI single for the PCL in the Triple-A All-Star Game on July 10...had a two-game stay with San Diego from July 12 to 14 and then hit .358 with nine home runs and 38 RBI over his final 29 games at Triple-A...collected a season-high five RBI July 20 at Albuquerque...matched his season-high with an 11-game hitting streak from Aug. 12 to 23 and had at least one extra base hit in each game during the streak...went 21-for-45 (.467) with 13 runs, 11 doubles, five home runs and 18 RBI during the streak...batted .405 with 11 doubles, seven home runs and 25 RBI in 18 games in August...had a .423 on-base percentage, .838 slugging percentage and 1.260 OPS.

**2018**—Spent the entire campaign with Double-A San Antonio and recorded exactly 31 doubles, 22 home runs and 131 hits for the second consecutive season, slashing .290/.351/.506...earned Texas League Midseason and Postseason All-Star honors after leading the league in slugging...also tied for third in doubles, ranked fifth in home runs and eighth in batting...was named a MiLB.com Organization All-Star for San Diego for the second consecutive season while being tabbed a Double-A All-Star by *Baseball America*...named MiLB.com TL Player of the Month for April, slashing .364/.423/.773 with 12 doubles, eight home runs and 15 RBI in 23 games...earned TL Player of the Week honors for the week of April 22, hitting .500/.577/.909 with five multi-hit efforts in six games...started all eight postseason games for the Missions (seven at catcher, one as the designated hitter) and hit .143 (4-for-28) with one home run and three RBI...played for the Arizona Fall League champion Peoria Javelinas following the season and hit .263 with two home runs and 13 RBI in 15 games.

**2017**—Finished among the leaders in several offensive categories in the California League and earned several accolades while with Single-A Lake Elsinore...among CL hitters, he ranked third in slugging (.497) and fourth in home runs (22) and OPS (.849)...named an MiLB.com Organization All-Star for San Diego...earned MiLB.com California League Player of the Month honors in July, including Player of the Week honors in back-to-back weeks for the weeks of July 16 and 23...his three four-hit games and 32 RBI during the month were the second-most in professional baseball...also slashed .374/.398/.691 with 10 home runs and 27 runs scored during the month.



**2016**—Split the season between Single-A Fort Wayne and Double-A San Antonio, posting a combined .319 average with 30 extra-base hits, 62 RBI and 53 runs...earned Midwest League Mid-season and Post-Season All-Star honors...earned Midwest League Player of the Month for April, including Player of the Week honors for the week ending April 17...posted a .460/.539/.603 mark over 18 games in April with seven extra base hits, 14 RBI, 15 runs and 10 walks.

**2015**—Made his professional debut with Single-A Tri-City and started 51 games...hit .280 in 22 games after the All-Star Break.

## PERSONAL/MISCELLANEOUS

Austin Michael Allen...earned Perfect Game Underclass Honorable Mention (2011) and Perfect Game Central Region Honorable Mention (2012) at Chaminade College Prep...attended Florida Tech where he hit .377 with a 1.062 OPS, 22 home runs and 112 RBI in 136 games over three seasons...enjoys fishing and has a labradoodle dog named Griffey...all-time favorite baseball players are Chipper Jones and Manny Ramirez.

## LIFETIME PLAYING RECORD

Year	Club	AVG.	G	AB	R	H	2B	3B	HR	RBI	SH	SF	HP	BB	SO	SB	CS	OBP	SLG	E
2015	Tri-City	.240	53	196	23	47	10	1	2	34	0	3	2	21	38	1	2	.315	.332	5
2016	Fort Wayne	.320	109	409	52	131	22	0	7	61	0	10	5	29	69	0	0	.364	.425	0
	San Antonio	.273	3	11	1	3	0	0	1	1	0	0	0	0	0	0	0	.273	.545	7
2017	Lake Elsinore	.283	121	463	71	131	31	1	22	81	0	2	7	44	109	0	1	.353	.497	9
2018	San Antonio	.290	119	451	59	131	31	0	22	56	0	3	7	37	97	0	3	.351	.506	8
2019	El Paso	.330	67	270	52	89	27	0	21	67	0	4	2	22	56	0	0	.379	.663	3
	SAN DIEGO	.215	34	65	4	14	4	0	0	3	0	0	0	6	21	0	0	.282	.277	1
2020	OAKLAND	.194	14	31	1	6	1	0	1	3	0	0	0	1	14	0	0	.219	.323	0
<b>Major League Totals</b>		<b>.208</b>	<b>48</b>	<b>96</b>	<b>5</b>	<b>20</b>	<b>5</b>	<b>0</b>	<b>1</b>	<b>6</b>	<b>0</b>	<b>0</b>	<b>0</b>	<b>7</b>	<b>35</b>	<b>0</b>	<b>0</b>	<b>.262</b>	<b>.292</b>	<b>1</b>
<b>Minor League Totals</b>		<b>.296</b>	<b>472</b>	<b>1800</b>	<b>258</b>	<b>532</b>	<b>121</b>	<b>2</b>	<b>75</b>	<b>300</b>	<b>0</b>	<b>22</b>	<b>23</b>	<b>153</b>	<b>369</b>	<b>1</b>	<b>6</b>	<b>.354</b>	<b>.490</b>	<b>32</b>

## CAREER TRANSACTIONS

**2015** — Selected by the San Diego Padres organization in the 4th round of the First-Year Player Draft. **2019** — Traded to the Oakland Athletics with a player to be named later (minor league outfielder Buddy Reed on December 12) for infielder Jurickson Profar, December 2.

## ALLEN'S CAREER BESTS

Hits: 2 (three times), last: August 17, 2020 at Arizona

Home Runs: 1, August 5, 2020 vs. Texas

Runs Batted In: 2, August 5, 2020 vs. Texas

Stolen Bases: None

Hitting Streak: 3, May 26 to June 2, 2019

Hittless Streak (At Bats): 11, July 25 to August 5, 2020

Game Ending RBI: None

Grand Slams: None

Pinch-Hit Home Runs: None

Inside-The-Park Home Runs: None

Lead Off Home Runs: None

**INFIELDER****Height/Weight:** 5-8 / 166**Bats/Throws:** Right / Right**Birthdate:** October 8, 1998**Opening Day Age:** 22**Birthplace/Resides:** San Diego, California / San Diego, California**Major League Service:** None**Obtained:** Selected in the 3rd round of the 2017 First-Year Player Draft**Contract Status:** First year of a one-year contract through 2021
 [Updated Stats](#)
**NON-ROSTER INVITEE****CAREER HIGHLIGHTS**

Was selected by Oakland in the third round of the 2017 draft and is a .258 hitter with four home runs and 73 RBI in 228 games in three seasons as a professional...also has 44 stolen bases...has played 199 games at shortstop and 24 at second base (all in 2019)...played for Mesa in the Arizona Fall League following the 2019 season...was rated as the A's number 10 prospect by *Baseball America* in 2019 and number six in 2020.

**2020 HIGHLIGHTS**

Was a non-roster invitee with the A's and went 3-for-5 (.600) with a double, home run and two RBI in three spring training games...was added to the A's 60-man player pool on June 29 but did not play in 2020...was rated as the A's number six prospect by *Baseball America*.

**CAREER**

**2019**—Batted a career-high .292 with three home runs and 25 RBI in 72 games with Single-A Stockton in a season cut short by an ankle injury in late June...the home runs were also a career high, as were his 22 doubles, 30 extra base hits, .363 on-base percentage and .434 slugging percentage...was named to the California League Midseason All-Star team...hit .397 with a 1.130 OPS against left-handed pitchers compared to .265 with a .712 OPS against right-handers...batted .316 with runners in scoring position...hit all three of his home runs at home...all three were solo shots...had a .311 batting average in 59 games at night, .191 in 13 day games...started 45 games at shortstop and 24 at second base...committed four errors as a shortstop for a .979 fielding percentage...made two errors as a second baseman (.982)...also went 2-for-8 (.250) in two games as the designated hitter...hit exclusively in the leadoff spot in the batting order...played for Mesa in the Arizona Fall League following the season and hit .194 with six RBI in 18 games...was rated as the A's number 10 prospect by *Baseball America*...walked three times in a game for the first time in his career on Opening Day, April 4 against Rancho Cucamonga...hit his first home run April 5 against Rancho Cucamonga...it was his first round tripper since July 24, 2017, snapping a 143-game homerless streak...had a season-best 13-game hitting streak from April 16 to 30 (20-for-56, .357)...drove in a season-high two runs April 30 against Visalia, his first of five two-RBI games...batted .286 in 24 games in April and was a perfect 6-for-6 in stolen base attempts...went 16-for-40 (.400) with seven multiple hit games, five doubles, three triples, a home run and six walks over a 10-game stretch from May 4 to 14 (1.230 OPS)...hit his third and final home run of the season May 5 against Modesto...finished the season with a 44-game homerless streak...also scored a career-high tying three runs in that game, which he matched June 9 vs. San Jose and June 13 at Modesto...matched his career high with three walks May 12 at Inland Empire...went 3-for-5 May 30 at Lancaster, his first of six three-hit games...that began a season-ending stretch where he hit .340 over his final 25 games...grounded into his first double play of the season June 11 against San Jose, his 59th game...had back-to-back two-double games on June 13 and 14 at Modesto...the doubles matched his career high...started at shortstop and batted leadoff for the North in the California League All-Star Game on June 18 and went 0-for-3 with a strikeout...was placed on the injured list June 28 with a sprained left ankle and missed the remainder of the season.

**2018**—Spent his first full professional season at Single-A Beloit and hit .239 with no home runs and 34 RBI in 121 games...had career highs in runs (51), hits (110), triples (6), RBI (34), walks (34), hit by pitches (9), stolen bases (24), games, at bats (460) and strikeouts (85)...tied for fourth in the A's farm system in stolen bases and tied for eighth in triples...batted .242 with 33 of his 34 RBI against right-handed pitchers compared to .227 against left-handers...was hitting .198 at the All-Star Break...then batted .274 after the break...appeared exclusively at shortstop where he made 120 starts...committed 17 errors for a .965 fielding percentage...saw his most action with 74 games batting leadoff and 45 in the nine spot...had a season-high three RBI June 3 at Quad Cities (also Aug. 30 at Wisconsin)...batted .300 over a 20-game span from June 16 to July 11...capped that stretch by going 4-for-6 with a pair of doubles and two RBI July 11 at South Bend...it was his first career four-hit game...stole two bases July 15 at West Michigan, his second career multi-steal game...reached base safely in each of his final 25 games from Aug. 3 to Sept. 3...hit .323 with a .367 on-base percentage during the streak...had a season-high 11-game hitting streak from Aug. 4-15 (16-for-47, .340)...went 0-for-7 with five strikeouts in two postseason games for the Snappers.

**2017**—Batted .254 with a home run and 14 RBI in 35 games in his professional debut with the A's affiliate in the Arizona Rookie League...hit .333 with an .884 OPS against left-handed pitchers compared to .222 with a .553 OPS against righties...batted .308 at home and .308 with runners in scoring position...started 32 games at shortstop and committed 12 errors in 33 games overall for a .917 fielding percentage...made his debut July 1 against the Giants and collected his first hit in his next game on July 3 against the Dodgers...his first RBI came on July 10 at the Diamondbacks when he went 3-for-5 with two RBI...also stole his first base in that game...hit his first home run July 24 at the Royals.

## PERSONAL/MISCELLANEOUS

Nicholas Ryan Allen was originally signed by A's scout Anthony Aliosi...graduated from Francis Parker High School (Calif.)...hit .469 as a junior...garnered 2017 Rawlings-Perfect Game Preseason First Team All-American honors as a senior.

### LIFETIME PLAYING RECORD

Year	Club	AVG.	G	AB	R	H	2B	3B	HR	RBI	SH	SF	HP	BB	SO	SB	CS	OBP	SLG	E
2017	AZL A's	.254	35	138	26	35	3	2	1	14	2	0	1	13	28	7	3	.322	.326	12
2018	Beloit	.239	121	460	51	110	17	6	0	34	3	6	9	34	85	24	8	.301	.302	17
2019	Stockton	.292	72	288	45	84	22	5	3	25	8	0	4	28	52	13	5	.363	.434	6
2020																				
(Minor League Season Canceled — Did Not Play)																				
<b>Minor League Totals</b>		<b>.258</b>	<b>228</b>	<b>886</b>	<b>122</b>	<b>229</b>	<b>42</b>	<b>13</b>	<b>4</b>	<b>73</b>	<b>13</b>	<b>6</b>	<b>14</b>	<b>75</b>	<b>165</b>	<b>44</b>	<b>16</b>	<b>.324</b>	<b>.349</b>	<b>35</b>

### CAREER TRANSACTIONS

**2017** — Selected by the Oakland Athletics organization in the 3rd round of the First-Year Player Draft.

### ATHLETICS YOUNGEST ALL-STARS

20 years, 95 days	Jim Hunter, 1966
20 years, 318 days	Claudell Washington, 1975
21 years, 94 days	Jim Hunter, 1967
21 years, 196 days	Rickey Henderson, 1980
21 years, 350 days	Vida Blue, 1971
22 years, 13 days	Jose Canseco, 1986
22 years, 64 days	Ben Grieve, 1998
22 years, 134 days	Trevor Cahill, 2010
22 years, 232 days	Rick Monday, 1968
23 years, 8 days	Matt Keough, 1978

**RIGHT-HANDED PITCHER****Height/Weight:** 6-3 / 185**Bats/Throws:** Right / Right**Birthdate:** September 20, 1994 **Opening Day Age:** 26**Birthplace/Resides:** Acarigua, Venezuela / Acarigua, Venezuela**Major League Service:** None**Obtained:** Signed to a minor league contract, November 10, 2020**Contract Status:** First year of a one-year contract through 2021 [Updated Stats](#)**NON-ROSTER INVITEE****CAREER HIGHLIGHTS**

Was originally signed by Baltimore as a non-drafted free agent on Aug. 23, 2011 and pitched eight seasons in the Orioles farm system...was 47-46 with 14 saves, a 3.69 ERA and .247 opponents batting average in 172 games, including 121 starts...walked just 148 batters in 755.1 innings, an average of 1.76 per nine innings...was used primarily as a starter over his first seven seasons before pitching exclusively in relief in 2019...led the Orioles farm system with 148 strikeouts in 2016 and a 1.83 ERA in 2015.

**2020 HIGHLIGHTS**

Was a non-roster invitee with Baltimore and compiled a 3.86 ERA in two Spring Training appearances...was not on the Orioles 60-man player pool and did not pitch in 2020.

**CAREER**

**2019**—Spent the entire season with Double-A Bowie, pitching to a record of 3-3 with a 2.66 ERA and 70 strikeouts...led the club in appearances (40), saves (13) and WHIP (0.93)...did not make a start for the first time in his career...compiled a 1.00 ERA in 18 road games...held opponents to a .189 batting average...yielded a .162 average with runners in scoring position.

**2018**—Spent the entire season with Single-A Advanced Frederick...named a Carolina League Mid-Season All-Star...led the club in wins (12), strikeouts (119), and innings pitched (155.0)...tied for the Carolina League lead in starts (26)...received a decision in 23 of his 26 starts...made 17 quality starts.


**2017**—Pitched the full season with Single A-Advanced Frederick...named Carolina League Pitcher of the Week on Aug. 27 after tossing a four-hit, seven-inning shutout Aug. 25 at Potomac (0 bb, 4 so)...led the Carolina League in complete games (3), a career-high, and finished sixth in innings pitched (140.1)...struck out a career-high 11 batters on July 20 vs. Wilmington.

**2016**—Spent the full season with Single-A Delmarva...named a MiLB.com Organization All-Star...named Orioles Minor League Pitcher of the Month for June after going 4-0 with a 1.29 ERA in six starts...struck out 39 in 35.0 innings and tossed a shutout...earned South Atlantic League Pitcher of the Week honors on July 3 after tossing a one-hit seven-inning shutout June 29 against Greensboro (1 bb, 8 so)...registered a career-high 148 strikeouts, which led all Orioles minor leaguers and finished second among SAL pitchers...led Delmarva and also finished second in the SAL with 148.0 innings pitched.

**2015**—Split the season between the Gulf Coast League Orioles and Short Season A Aberdeen...pitched in five games (three starts) for the GCL Orioles, going 5-0 with a 0.33 ERA before his promotion to Aberdeen on July 18...made seven starts for the IronBirds, going 3-2 with a 2.92 ERA and 29 strikeouts...finished the season with the lowest ERA (1.83) among all qualifying pitchers in the Orioles organization.

**2014**—Split the season between the DSL Orioles<sup>2</sup> and the GCL Orioles...went a combined 4-2 with a 2.79 ERA and 38 strikeouts in 15 games (seven starts).



**SHORTSTOP****Height/Weight:** 6-0 / 210**Birthdate:** August 26, 1988**Birthplace/Resides:** Maracay, Venezuela / Frisco, Texas**Major League Service:** 12 years**Obtained:** Acquired from Texas with Aramis Garcia and cash for Kris Davis, Jonah Heim and Dane Acker, February 6, 2021**Contract Status:** Ninth year of a 10-year contract through 2022 with a vesting option for 2023

Updated Stats

**CAREER HIGHLIGHTS**

Was acquired by the A's on Feb. 6, 2021 after spending the first 12 seasons of his career with Texas...is the Rangers all-time leader in stolen bases (305), ranks second in games (1652), at bats (6366) and triples (48), third in runs (893) and hits (1743), fifth in doubles (303) and walks (519), seventh in RBI (636) and eighth in extra base hits (427)...since making his debut in 2009, he ranks third in the majors in games, tied for third in stolen bases and fifth in hits...has played 1628 games on defense, all at shortstop...is the Rangers career leader in games played at shortstop and has the most games at short in the majors dating back to 2009...is a two-time All-Star (2010, 12)...started each of the Rangers 42 postseason games from 2010-16 at shortstop...is Texas' all-time postseason leader in games, hits (46) and steals (9) and ranks second in runs (21)...made his Major League debut in 2009 at the age of 20 and finished second in American League Rookie of the Year voting to the A's Andrew Bailey...represented Venezuela in the 2013 World Baseball Classic...was named to the Arizona Fall League's Top Prospect Team in 2007...played for the World team in the 2007 and 2008 All-Star Futures Game.

**2020 HIGHLIGHTS**

Was hampered by a back injury for much of the season and batted .194/.252/.330/.582 with three home runs and seven RBI in 29 games with Texas...while he appeared in less than half the Rangers' games in the abbreviated campaign, it marked his lowest batting average, slugging percentage and OPS in any season...his batting average was above .200 following just two games all season: July 29 (.235) and Aug. 1 (.208)...produced a negative baseball-reference WAR figure (-0.5) for the first time in his career...all 29 of his games came at shortstop and he now has 1628 career games in the field, all at short...according to the Elias Sports Bureau, he has the eighth longest career-opening streak of appearing only at shortstop in Major League history (seventh is Leo Cardenas with 1828 from July 25, 1960-July 27, 1973)...had two stints on the 10-day injured list: Aug. 20-30 (lower back strain) and Sept. 12 (Game 2) through the end of the season (back strain)...his back ailment was a facet joint sprain, which is a ligament in the left side of his lower back...while the condition did not require surgery, he received treatment in the form of injections on Sept. 14...set a Rangers record with his 12th consecutive Opening Day start on July 24 against Colorado, all of which have come at shortstop...broke the previous mark of 11 by Ivan Rodriguez and Michael Young...went homerless over his first 21 games before going deep three times over a seven-game stretch from Sept. 1-11...his only game with multiple strikeouts was July 31 at San Francisco...did not have multiple runs scored in any game and his lone multi-RBI effort was July 29 vs. Arizona...three of his eight walks came in the second game of the season on July 25 vs. Colorado...had five walks in his final 27 games and 102 plate appearances...collected his 300th career double Aug. 5 at Oakland.

**CAREER**

**2019**—Ranked among the American League leaders in stolen bases (4th, 31), singles (6th, 122) and at bats (10th, 600)...was on the 10-day injured list from May 15-24 with a right hamstring strain...led the Rangers in hits (165) and multi-hit games (47), was second in batting average (.275), games (147), runs (81), and triples (4-tied) and ranked third in RBI (72) and doubles (27-tied)...the 72 RBI were second-most of his career...started 146 games at shortstop and one as the designated hitter...finished as the all-time Globe Life Park in Arlington (1994-2019) leader

in steals (157) and ranked second only to Michael Young in games (814), hits (866), runs (451), doubles (152) and triples (34)...had a .303 average at the All-Star break, but hit just .242 in 68 games in the second 'half'...finished second in the AL with 37 hits in June...hit .333 in 'close-and-late' situations, which tied for seventh in the AL...on April 14 vs. Oakland, became the first major leaguer with a steal of home and a home run in the same game since Boston's Mike Napoli on June 22, 2014 at Oakland...it was the third time it happened in Rangers history (Mitch Moreland, Oct. 1, 2010 vs. Los Angeles-AL); Juan Beniquez, July 6, 1977 vs. Oakland)...stole the 300th base of his career on Sept. 26, 2019 against Boston...stole home three times (April 14 vs. Oakland, June 14 at Cincinnati and July 2 vs. Los Angeles-AL), which were the most in one season since the Royals Jon Nunnally had four in 1995...now has seven career steals of home, which are the most in the majors since 1974 behind Paul Molitor (11).

**2018**—Endured career lows in most categories due to a stint on the disabled list from April 12 to June 17 with an olecranon fracture in his right elbow...moved from the 10-day to 60-day disabled list on May 2...suffered the injury when he was hit by a Keynan Middleton pitch while batting in the ninth inning on April 11 vs. Los Angeles (AL)...from his ML debut on April 6, 2009 through the start of the 2018 DL stint, he had been inactive for just three of Rangers' 1515 regular season and postseason games (on suspended list, May 17, 2016; on paternity list, July 5-7, 2017)...collected his 1500th career hit on July 23 against Oakland...then hit his first career grand slam the next day against the A's...had a career-high 19-game hitting streak from July 15 to Aug. 8 (29-for-84, .345), which was second longest in the majors in 2018...had career bests with 20 go-ahead RBI and 10 game-winning RBI.

**2017**—Compiled the best season of his career, establishing single-season highs in home runs (20), extra-base hits (68), doubles (44), RBI (88), hits (191), runs (100), total bases (303), OPS (.808), and slugging (.471)...selected the 2017 Rangers Player of the Year by the DFW chapter of the BBWAA...also posted career-best WAR figures from sources including Fangraphs (4.1), baseball-reference (4.7) and STATS LLC (4.9)...ranked among the American League leaders in hits (3rd, 191), doubles (t-4th, 44), games (t-6th, 158), runs (t-7th, 100), total bases (9th, 303), extra base hits (t-9th, 68), stolen bases (10th, 25), multi-hit games (3rd, 54), and 3+ hit games (3rd, 20)...was 13th in the league with a .297 average...led all Rangers in hits, doubles, runs, total bases, extra base hits and batting and was second in RBI...was one of three AL Gold Glove finalists at shortstop after leading Major League shortstops in assists (493) and total chances (755) while posting .977 fielding percentage...selected Rangers Player of Month in both May and June, as each of the four times he has won the monthly team award came in 2016-17 (also April 2016 and Sept./Oct. 2016)...became the second player in Washington/Texas franchise history with at least 20 home runs, 20 stolen bases and 190 hits in a single campaign, joining Hall of Famer Pudge Rodriguez, who pulled the trick in his 1999 AL MVP season...the only other player to do it in 2017 was reigning AL MVP Jose Altuve...made starts in every spot in the batting order, just the fourth player in Rangers history to accomplish that feat (others: Billy Sample in 1983; Mike Hargrove and Ken Henderson in 1977)...was part of the AL All-Star Game Final Vote, which was won by Kansas City's Mike Moustakas...was charged with a caught stealing of third base on May 10 at San Diego, a play that did not involve the catcher (PO/CS)...it still ended his streak of 17 consecutive successful steals of third base since he was last caught on Aug. 6, 2014 at Chicago (AL)...had two-homer games on June 26 at Cleveland and Sept. 3 vs. Los Angeles (AL), the second and third of his career...led the majors with 13 doubles in August, which tied for second-most in a month in club history (14 by Buddy Bell in Aug. 1979) and was the most since Mark DeRosa had 13 doubles in May 2006.

**2016**—Posted career highs with a .302 batting average and .362 on-base percentage...his .439 slugging percentage and .800 OPS are his second-best single-season marks...played through a sports hernia suffered in May and had surgery to repair the injury on Nov. 1, 2016...his .302 batting average ranked 10th in the American League...it was his lone career .300 season and was second-best among shortstops in the majors (Seager, LAD .309)...ranked among the AL leaders in triples (t-3rd, 7), sac flies (t-5th, 7), stolen bases (t-7th, 24), average vs. left-handers (1st, .348), average with runners in scoring position (1st, .378), and plate appearances per strikeout (10th, 8.1)...twice won Rangers Player of the Month honors (April and Sept./Oct.), the first such selections in his career...over his final 24 games beginning Sept. 1, produced a .349/.419/.627/1.046

slash...had a career-high four extra base hits on Sept. 6 at Seattle...had his first career two-homer game Sept. 24 at Oakland...hit safely in all three games of the ALDS against Toronto...hit his lone postseason homer in Game 3 at Toronto, the first in Texas postseason history by a shortstop.

**2015**—Overcame a slow start and became a key part of the offense in Rangers' surge to the postseason...had a career high with 160 games...had full season career lows in batting (.258) and on-base percentage (.309)...ranked among the American League leaders in bunt hits (t-2nd, 9) and infield hits (9th, 24)...had a team-high 159 starts and appeared in all but two games (May 29 vs. Boston, June 21 at Chicago-AL)...had his in three of five games in the ALDS.

**2014**—In his sixth season, led the Rangers in games (157), plate appearances (685), at bats (619, 8th in AL), singles (tied-125), doubles (35, t-10th in AL), sac flies (7), and sac hits (9, t-4th in AL)...had a career-high 21 grounded into double plays, which tied for third in the AL and tied for ninth-most in a season in club history...had four hitting streaks of 10 or more games, which tied for the most in the majors and was the most by a Ranger since Michael Young in 2007 (4)...his 11-game hitting streak from March 31 to April 12 was the second-longest season-opening streak in club history (13 by Al Oliver, 1979)...was ejected on April 13 vs. Houston and May 28 at Minnesota...stole two bases on April 18 vs. Chicago (AL) to tie and pass Ian Kinsler (172) for the club record in stolen bases...went 0-for-4 June 8 against Cleveland, which snapped a career-opening 39-game hitting streak against the Indians...it is second longest by any player against one opponent in the modern era to Vladimir Guerrero's career-opening 44-game streak against Texas.

**2013**—Led the AL in singles (143) and sacrifice bunts (16) and tied for third in steals (42)...topped the Rangers in runs (91), walks (52) and stolen bases...set a career high for steals...was the only major leaguer with at least 90 runs, 60 RBI and 40 steals...played for Venezuela in World Baseball Classic, going 2-for-7 with two RBI and two stolen bases in two games...hit .313 in 64 games after the All-Star break, which was sixth-best in the AL over that span (200 or more at bats)...hit safely in his first 16 games after break (July 19-Aug. 3), which was the longest hitting streak by a Ranger in 2013...had a career-high five hits on May 18 vs. Detroit and became the first Ranger ever with at least five hits, three runs or two steals in one game...from 2010-13, he became the first major leaguer with 16 or more sacrifice bunts in at least four consecutive seasons since Bert Campaneris from 1975-78.

**2012**—Finished second in the American League in triples (9), singles (137) and infield hits (38), all team bests, while also placing among the league leaders in at bats (t-6th, 629) and hits (11th, 180)...the nine triples remain a career high and are tied for the fifth-most triples in Rangers history...was fifth in the AL with .350 average with runners in scoring position...was 0-for-1 in the All-Star Game on July 10 at Kansas City, playing the ninth inning at third base in his first professional game at that position...had a career-high 32-game on-base streak from April 9-May 14, which was the longest in the AL for the season...had a 54-game errorless streak dating back to Aug. 19, 2011 snapped on May 1...it was the second longest in Texas history by a shortstop...became the first Ranger ever with a triple and another extra-base hit (double) in one inning on Sept. 14 vs. Seattle(8th)...went 2-for-4 in a loss to Baltimore in the AL Wild Card Game...played for Magallanes in Venezuelan Winter League, batting .234 in 17 regular season games and .325 in 23 playoff games.

**2011**—Placed among the American League leaders in sacrifice hits (3rd, 16) and stolen bases (37)...ranked among team leaders in steals (1st), hits (2nd, 164), runs (2nd, 96), games (3rd, 150), at-bats (3rd, 587), walks (3rd, 56), and on-base percentage (3rd, .347)...was the youngest player to score at least 96 runs in season since Kansas City's Carlos Beltran (112) in 1999 and second youngest Ranger ever to Ruben Sierra (97) at age 21 in 1987...was successful in each of his first 19 steal attempts, which was the longest season-opening streak in club history...snapped a 179-game, 705-at bat homerless streak April 4 against Seattle...it was his first home run since Sept. 2, 2009 at Toronto and it was the second longest homerless drought in Rangers history (Scott Fletcher, 244 games and 914 at bats to end his Texas career)...tied the ML record for a shortstop by participating in five double plays, April 15 at New York (AL)...had a RBI on three different suicide squeeze bunts: April 18 vs. Los Angeles-AL (single), May 3 at Seattle (single) and July 23 vs. Toronto (sacrifice hit)...hit .337 in his final 26 contests beginning Aug. 28...batted .235 in 17



postseason games...was 2-for-14 (.143) in the ALDS against Tampa Bay, collecting a pair of singles in Game 3...batted .240 in six games in the ALCS against Detroit with his lone stolen base of the postseason coming in Game 6...went 8-for-29 (.276) in the World Series against St. Louis, hitting safely in Games 2-6...scored the winning run in top of ninth of Game 2.

**2010**—Tied for the American League lead in sacrifice bunts (17) and ranked among the league leaders in bunt hits (3rd, 12), singles (4th, 138), infield hits (6th, 34) and stolen bases (t-9th, 32)...led the club in walks (64)...was fourth in the AL with a .347 average with runners in scoring position...moved into the leadoff spot on April 18 at New York (AL) and made each of his final 133 starts batting first...was the youngest Texas player (21 yrs., 8 mos.) with a walk-off hit since Ivan Rodriguez on May 24, 1992 on April 23 vs. Detroit, the night the Rangers were honoring Elvis Presley...was selected to the AL All-Star team as reserve at 21 years, 10 months...was Texas' second-youngest All-Star ever behind Ivan Rodriguez (20 years, 8 mos.) in 1992...did not homer in 588 at bats, which were the second most at bats in a season in Texas history with no home runs (Otis Nixon, 589 in 1995)...was the team leader in at bats (68), hits (20), and steals (8) in the playoffs and his eight stolen bases remain tied for fifth-most ever in a single postseason...hit .294 with four RBI...hit safely in each of 1st 12 playoff games (5-ALDS; 6-ALCS; 1 WS), going 18-for-54 (.333)...that tied for the third-longest hitting streak to begin a postseason career in Major League history...matched Nelson Cruz for the most hits in the ALDS (8) to become the youngest player to lead or tie a playoff series in hits since the Mets' Gregg Jeffries had nine at age 21 in 1988 NLCS vs. the Dodgers...had a steal of home on a double steal in the first inning of Game 2 of the ALCS against New York (AL), which was the first steal of home in a playoff game since Anaheim's Brad Fullmer in Game 2 of the 2002 World Series against San Francisco.

**2009**—In his first Major League season, he ranked among the American League leaders in sacrifice bunts (t-4th, 12), triples (t-5th, 8), stolen bases (6th, 33), and bunt hits (t-7th, 6)...led the club in triples, steals, sac bunts, bunt hits and infield hits (19) and was second in games (145)...was the Rangers Rookie of the Year and placed second in BBWAA AL Rookie of the Year voting behind Oakland's Andrew Bailey...was named the winner of the Larry Doby Award as the AL Rookie of the Year by the Negro Leagues Baseball Museum...was selected as the shortstop on Major League Rookie All-Star Teams by Topps and *Baseball Digest*...led AL rookies in games, hits, runs, total bases, triples and stolen bases, with the 33 steals matching a club rookie record (Cecil Espy in 1988)...did not turn 21 until Aug. 21 and was the Majors' youngest position player and third youngest player overall for most of season...was the first AL player 20-years-or-younger to play at least 145 games in a season since Seattle's Alex Rodriguez in 1996...made his ML debut in the season opener on April 6 at 20 years, 223 days...was the third-youngest Opening Day starter in club history...established a club rookie record with a 16-game hitting streak from Aug. 28 to Sept. 14...played for Magallanes in Venezuela, batting .247 in 23 regular season games.

**2008**—Was selected as shortstop on the Texas League Postseason All-Star team at Double-A Frisco, the league's youngest player...ranked second in league with 54 stolen bases, which were the most by any Texas minor leaguer, and was fourth with a .295 batting average...was the starting shortstop for the World Team in Futures Game at Yankee Stadium on July 13 and was 0-for-1 with a run, walk and stolen base...also played in the Texas League All-Star Game...was rated by *Baseball America* as league's best defensive shortstop and fifth-highest prospect after the season...played for Magallanes in the Venezuelan Winter League, batting .257 in 50 games.

**2007**—Combined for a .257 average with five home runs and 49 RBI in 126 games for Atlanta's High-A Myrtle Beach and Texas' High-A Bakersfield clubs...was the youngest player in the Carolina League, fourth-youngest in the California League and the youngest player in the minors to spend the duration of the season at the High-A level or better...was selected to World Roster for the Futures Game on July 8 at San Francisco...went 0-for-2 in the game...was traded to Texas on July 31 and made his Bakersfield debut on Aug. 1 at Visalia...was named to the Arizona Fall League's Top Prospects Team after batting .353 with a .411 on-base percentage for the West Division-champion Surprise Rafters despite being youngest player in the league.

**2006**—Spent the entire season at Low-A Rome, ranking sixth among all Braves minor leaguers in doubles (25) and stolen bases (23)...was selected to the South Atlantic League all-star squad after

hitting .281 with 32 RBI in the first half...played in two games for Magallanes in the Venezuelan Winter League...was named Atlanta's second-best prospect by *Baseball America* following the season and the fourth-best prospect in the South Atlantic League.

**2005**—Earned MVP honors for the Rookie Gulf Coast League Braves...honored by Braves organization as GCL July Player of the Month...was sent to Rookie League Danville on Aug. 29 and hit .400 in the Appalachian League championship series...selected as Braves' 2nd-best overall prospect by *Baseball America* following the season.

## PERSONAL/MISCELLANEOUS

Elvis Augusto Andrus was originally signed by Atlanta scouts Rolando Petit and Julian Perez...is married, Cori, and the couple has a son, Elvis Emilio, and daughter, Lucia Alessandra...has an older brother, Erol, an outfielder who played in the New York (AL) and Tampa Bay organizations from 2000-08...Erol was in minor league spring training camp with the Rangers in 2011 and the two played in the same spring training game on March 15 at Los Angeles (NL)...was selected winner of 2015 Harold McKinney Good Guy Award from DFW BBWAA Chapter...was honored with the Rangers Jim Sundberg Community Achievement Award in 2014 for significant contributions in the community.

## LIFETIME PLAYING RECORD

Year	Club	AVG.	G	AB	R	H	2B	3B	HR	RBI	SH	SF	HP	BB	SO	SB	CS	OBP	SLG	E
2005	GCL Braves	.295	46	166	26	49	6	1	3	20	0	2	4	19	28	7	4	.377	.398	13
	Danville	.278	6	18	3	5	1	0	0	1	0	0	0	4	4	1	0	.409	.333	0
2006	Rome	.265	111	437	67	116	25	4	3	50	2	1	2	36	91	23	15	.324	.362	32
2007	Myrtle Beach	.244	99	385	59	94	20	3	3	37	3	2	6	44	88	25	7	.330	.335	25
	Bakersfield	.300	27	110	19	33	2	0	2	12	1	0	2	10	19	15	8	.369	.373	6
2008	Frisco	.295	118	482	82	142	19	2	4	65	3	6	6	38	91	54	16	.350	.367	32
2009	TEXAS	.267	145	480	72	128	17	8	6	40	12	3	6	40	77	33	6	.329	.373	22
2010	TEXAS	.265	148	588	88	156	15	3	0	35	17	0	5	64	96	32	15	.342	.301	16
2011	TEXAS	.279	150	587	96	164	27	3	5	60	16	1	5	56	74	37	12	.347	.361	25
2012	TEXAS	.286	158	629	85	180	31	9	3	62	17	3	5	57	96	21	10	.349	.378	16
2013	TEXAS	.271	156	620	91	168	17	4	4	67	16	6	4	52	97	42	8	.328	.331	14
2014	TEXAS	.263	157	619	72	163	35	1	2	41	9	7	3	46	96	27	15	.314	.333	18
2015	TEXAS	.258	160	596	69	154	34	2	7	62	8	9	2	46	78	25	9	.309	.357	22
2016	TEXAS	.302	147	506	75	153	31	7	8	69	4	7	4	47	70	24	8	.362	.439	17
2017	TEXAS	.297	158	643	100	191	44	4	20	88	1	4	3	38	101	25	10	.337	.471	17
2018	TEXAS	.256	97	395	53	101	20	3	6	33	0	2	3	28	66	5	3	.308	.367	11
	Frisco	.056	5	18	1	1	0	0	0	0	0	0	0	1	2	0	0	.105	.056	1
	Round Rock	.000	2	6	0	0	0	0	0	0	0	0	0	2	1	0	1	.250	.000	0
2019	TEXAS	.275	147	600	81	165	27	4	12	72	0	10	4	34	96	31	8	.313	.393	13
	Frisco	.167	2	6	1	1	0	0	1	1	0	0	0	0	1	0	0	.167	.667	0
2020	TEXAS	.194	29	103	11	20	5	0	3	7	0	0	0	8	15	3	1	.252	.330	3
<b>Major League Totals</b>		<b>.274</b>	<b>1652</b>	<b>6366</b>	<b>893</b>	<b>1743</b>	<b>303</b>	<b>48</b>	<b>76</b>	<b>636</b>	<b>100</b>	<b>52</b>	<b>44</b>	<b>516</b>	<b>962</b>	<b>305</b>	<b>105</b>	<b>.330</b>	<b>.372</b>	<b>194</b>

## CAREER TRANSACTIONS

**2005** — Signed by the Atlanta Braves as a non-drafted free agent, January 25. **2007** — Traded to the Texas Rangers with pitchers Neftali Feliz, Matt Harrison and Beau Jones and catcher Jarrod Saltalamacchia for pitcher Ron Mahay and first baseman Mark Teixeira, July 31. **2016** — On the suspended list, May 17. **2017** — On the paternity list, July 5 to 7. **2018** — On the disabled list, April 12 to June 17; included rehabilitation assignment with Frisco, June 11 to 15, and Round Rock, June 16 to 17. **2019** — On the injured list, May 15 to 24; included rehabilitation assignment with Frisco, May 21 to 24. **2020** — On the injured list, August 20 to 30. On the injured list, September 12 to 27. **2021** — Traded to the Oakland Athletics with catcher Aramis Garcia and cash for designated hitter Khris Davis, catcher Jonah Heim and minor league pitcher Dane Acker, February 6.

## WILD CARD RECORD

Year	Club/Opp.	AVG.	G	AB	R	H	2B	3B	HR	RBI	SH	SF	HP	BB	SO	SB	CS	OBP	SLG	E
2012	TEX vs. BAL	.500	1	4	0	2	0	0	0	0	0	0	0	0	0	0	0	.500	.500	0

### DIVISION SERIES RECORD

Year	Club/Opp.	AVG.	G	AB	R	H	2B	3B	HR	RBI	SH	SF	HP	BB	SO	SB	CS	OBP	SLG	E
2010	TEX vs. TB	.333	5	24	2	8	1	0	0	1	0	0	0	0	2	3	1	.333	.375	2
2011	TEX vs. TB	.143	4	14	1	2	0	0	0	0	0	0	1	3	3	0	1	.333	.143	0
2015	TEX vs. TOR	.182	5	22	1	4	0	0	0	1	0	0	0	4	0	1	1	.182	.182	2
2016	TEX vs. TOR	.364	3	11	2	4	0	1	1	1	0	0	0	0	0	0	1	.364	.818	1
<b>Totals</b>		<b>.254</b>	<b>17</b>	<b>71</b>	<b>6</b>	<b>18</b>	<b>1</b>	<b>1</b>	<b>1</b>	<b>3</b>	<b>0</b>	<b>0</b>	<b>1</b>	<b>3</b>	<b>9</b>	<b>3</b>	<b>4</b>	<b>.293</b>	<b>.338</b>	<b>5</b>

### LEAGUE CHAMPIONSHIP SERIES RECORD

Year	Club/Opp.	AVG.	G	AB	R	H	2B	3B	HR	RBI	SH	SF	HP	BB	SO	SB	CS	OBP	SLG	E
2010	TEX vs. NYY	.333	6	27	4	9	2	0	0	2	1	0	0	2	3	4	0	.379	.407	0
2011	TEX vs. DET	.240	6	25	4	6	0	0	0	1	1	0	0	3	2	1	1	.321	.240	1
<b>Totals</b>		<b>.288</b>	<b>12</b>	<b>52</b>	<b>8</b>	<b>15</b>	<b>2</b>	<b>0</b>	<b>0</b>	<b>3</b>	<b>2</b>	<b>0</b>	<b>0</b>	<b>5</b>	<b>5</b>	<b>5</b>	<b>1</b>	<b>.351</b>	<b>.327</b>	<b>1</b>

### WORLD SERIES RECORD

Year	Club/Opp.	AVG.	G	AB	R	H	2B	3B	HR	RBI	SH	SF	HP	BB	SO	SB	CS	OBP	SLG	E
2010	TEX vs. SF	.176	5	17	2	3	0	0	0	1	0	1	0	3	3	1	0	.286	.176	1
2011	TEX vs. STL	.276	7	29	5	8	1	0	0	2	0	0	1	7	0	0	0	.300	.310	1
<b>Totals</b>		<b>.239</b>	<b>12</b>	<b>46</b>	<b>7</b>	<b>11</b>	<b>1</b>	<b>0</b>	<b>0</b>	<b>1</b>	<b>2</b>	<b>1</b>	<b>0</b>	<b>4</b>	<b>10</b>	<b>1</b>	<b>0</b>	<b>.294</b>	<b>.261</b>	<b>2</b>

### ALL-STAR GAME RECORD

Year	Club/Site	AVG.	G	AB	R	H	2B	3B	HR	RBI	SH	SF	HP	BB	SO	SB	CS	OBP	SLG	E
2010	A.L./LAA	.000	1	1	0	0	0	0	0	0	0	0	0	0	0	0	1	.000	.000	0
2012	A.L./KC	.000	1	1	0	0	0	0	0	0	0	0	0	0	0	0	0	.000	.000	0
<b>Totals</b>		<b>.000</b>	<b>2</b>	<b>2</b>	<b>0</b>	<b>0</b>	<b>0</b>	<b>0</b>	<b>0</b>	<b>0</b>	<b>0</b>	<b>0</b>	<b>0</b>	<b>0</b>	<b>0</b>	<b>0</b>	<b>1</b>	<b>.000</b>	<b>.000</b>	<b>0</b>

### WORLD BASEBALL CLASSIC RECORD

Year	Club	AVG.	G	AB	R	H	2B	3B	HR	RBI	SH	SF	HP	BB	SO	SB	CS	OBP	SLG	E
2013	Venezuela	.286	2	7	2	2	0	0	0	2	0	0	1	0	1	2	0	.375	.286	0

### ANDRUS' CAREER BESTS

**Hits:** 5, May 18, 2013 vs. Detroit. 4 (16 times), last: August 14, 2019 at Toronto  
**Home Runs:** 2 (three times), September 3, 2017 vs. Los Angeles, June 26, 2017 at Cleveland, September 24, 2016 at Oakland  
**Runs Batted In:** 5 (twice), July 24, 2018 vs. Oakland, May 30, 2017 vs. Tampa Bay  
**Stolen Bases:** 4, June 30, 2009 vs. Los Angeles (AL)  
**Hitting Streak:** 19, July 15 to August 8, 2018  
**Hitless Streak (At Bats):** 26, July 8 to 17, 2010  
**Game Ending RBI:** 5, April 22, 2017 vs. Kansas City (single); August 21, 2013 vs. Houston (sacrifice fly); August 1, 2012 vs. Los Angeles-AL (single); May 29, 2011 vs. Kansas City (single); April 23, 2010 vs. Detroit (single)  
**Grand Slams:** 1, July 24, 2018 vs. Oakland (J.B. Wendelken)  
**Pinch-Hit Home Runs:** None  
**Inside-The-Park Home Runs:** None  
**Lead Off Home Runs:** None

**RIGHT-HANDED PITCHER****Height/Weight:** 6-3 / 225**Bats/Throws:** Right / Right**Birthdate:** February 26, 1994**Opening Day Age:** 27**Birthplace/Resides:** Araure, Venezuela / Portuguesa, Venezuela**Major League Service:** None**Obtained:** Signed to a minor league contract, November 6, 2020**Contract Status:** First year of a one-year contract through 2021 [Updated Stats](#)**NON-ROSTER INVITEE****CAREER HIGHLIGHTS**

Was originally selected by Cleveland in the 19th round of the 2014 First-Year Player Draft and compiled a 16-9 record, 30 saves and a 3.57 ERA in 174 games, including two starts, in six seasons in the Indians farm system...struck out 299 batters in 231.2 innings (11.62 per nine innings) but also walked 123 (4.78 per nine innings)...held the opposition to a .208 batting average...led the Cleveland farm system with 15 saves in 2017...pitched for Glendale in the Arizona Fall League in 2017 and Mesa in 2019 and was named a Rising Star each season.

**2020 HIGHLIGHTS**

Was a non-roster invitee with Cleveland and went 0-1 with a 12.46 ERA in six relief appearances during the spring...allowed just two hits in 4.1 innings but walked five while striking out five...did not pitch following the cancellation of the minor league season.

**CAREER**

**2019**—Posted a 4-2 record with five saves, a 3.45 ERA and .191 opponents batting average in a career-high 48 outings, including one start, between Double-A Akron and Triple-A Columbus...struck out a career-high 88 in 66.2 innings but also walked 38...was with Columbus, May 28-July 30, and then from Sept. 1-end of season...his ERA at Columbus was skewed due to a July 13 outing where he allowed six earned runs without recording an out...his 48 outings led the Indians Player Development system...posted three scoreless outings in the International League playoffs (3.2 ip, 2 h, 4 bb, 5 so)...on the year posted 23 outings of at least 1.1 innings and recorded a pair of 3.0-inning outings with Akron...combined on the year, right-handed hitters batted .214 and left-handers hit .166...allowed a .157 average with runners on...recorded three scoreless outings in exhibition games for Cleveland during the spring (2.1 IP)...was named a Rising Star for Mesa in the Arizona Fall League...compiled a 5.68 ERA in eight relief appearances.

**2018**—Spent the entire season at Double-A Akron and was 2-5 with eight saves and a 5.23 ERA in a team-leading 47 appearances...ranked sixth in the Eastern League in games pitched...went 1-0 with a 1.35 ERA in 17 relief appearance for Lara in the Venezuelan Winter League.

**2017**—Led the Indians organization with a career-high 15 saves and led Lynchburg with 31 games finished...was named to the Carolina League Midseason All-Star team...was named as a Rising Star for Glendale in the Arizona Fall League...was 0-1 with a 9.00 ERA in nine relief appearances.

**2016**—Was named New York-Penn League Pitcher of the Week for June 20-26 after working 6.2 scoreless innings over three games (1 h, 2 bb, 9 so).

**2015**—Pitched for the Indians Arizona Rookie League affiliate for the second consecutive season and logged a 13.50 ERA in three games, including one start.

**2014**—Made his professional debut with the Indians Arizona Rookie League affiliate and was 2-0 with a save and a 7.80 ERA in 13 relief appearances.

## PERSONAL/MISCELLANEOUS

Argenis Jesus Angulo was originally signed by Cleveland scout Mark Allen...was a member of the Venezuelan 18U national team and Team Venezuela for the November 2019 WSBC Premier 12 event, a 2020 Olympic qualifier...a YouTube video produced by his father following his conversion to pitching helped him land a scholarship with Ranger College outside of the Dallas-Fort Worth area...pitched at Ranger JC in 2013 and 2014, posting a 3.14 ERA in his second season.

### LIFETIME PITCHING RECORD

Year	Club	W	L	ERA	G	GS	CG	SHO	SV	IP	H	R	ER	HR	HB	BB	IBB	SO	WP	BK
2014	AZL Indians	2	0	7.80	13	0	0	0	1	15.0	20	13	13	1	2	6	0	27	3	1
2015	AZL Indians	0	0	13.50	3	1	0	0	0	2.0	1	3	3	1	1	5	0	3	1	0
2016	Mahoning Valley	1	0	1.19	11	0	0	0	1	22.2	10	3	3	1	1	8	0	28	1	0
	Akron	0	0	6.23	2	0	0	0	0	4.1	4	3	3	2	0	2	0	1	0	0
	Lake County	2	0	1.06	8	0	0	0	0	17.0	7	5	2	1	1	5	0	17	1	0
2017	Columbus	0	0	0.00	1	0	0	0	0	1.1	1	0	0	0	0	3	0	3	1	0
	Lynchburg	5	2	2.29	41	0	0	0	15	55.0	31	15	14	1	2	27	3	68	11	1
2018	Akron	2	5	5.23	47	0	0	0	8	51.2	59	36	30	4	6	29	3	64	4	0
2019	Akron	3	2	2.06	26	0	0	0	2	35.0	19	8	8	0	0	22	4	63	1	1
	Columbus	1	0	5.20	22	1	0	0	3	27.2	24	18	16	7	1	16	1	25	5	1
2020	(Minor League Season Canceled — Did Not Pitch)																			
<b>Minor League Totals</b>		<b>16</b>	<b>9</b>	<b>3.57</b>	<b>174</b>	<b>2</b>	<b>0</b>	<b>0</b>	<b>30</b>	<b>231.2</b>	<b>176</b>	<b>104</b>	<b>92</b>	<b>18</b>	<b>14</b>	<b>123</b>	<b>11</b>	<b>299</b>	<b>28</b>	<b>4</b>

### CAREER TRANSACTIONS

**2014** — Selected by the Cleveland Indians organization in the 19th round of the First-Year Player Draft. **2020** — Elected free agency, November 1; signed by the Oakland Athletics to a minor league contract, November 6.

### COLISEUM FIRSTS

Game: April 17, 1968  
 Final Score: Baltimore 4, Oakland 1  
 Winning Pitcher: Dave McNally  
 Losing Pitcher: Lew Krausse  
 Attendance: 47,233  
 First Victory: April 18, 1968  
 Final Score: Oakland 4, Baltimore 3  
 Winning Pitcher: Paul Lindblad  
 Losing Pitcher: Gene Brabender

Batter: Curt Blefary, Baltimore (walked by Lew Krausse)  
 A's Batter: Bert Campaneris (popped out to second baseman Davey Johnson)  
 Hit: Boog Powell (Home run off Lew Krausse, 2nd inning, Apr. 17)  
 A's Hit: Rick Monday (Home run off Dave McNally, 6th inning, Apr. 17)  
 Run: Boog Powell (Home run off Lew Krausse, 2nd inning, Apr. 17)

A's Run: Rick Monday (Home run off Dave McNally, 6th inning, Apr. 17)  
 Error: Bert Campaneris, SS (ball hit by Frank Robinson, 4th inning, Apr. 17)  
 Pinch Hit: Tony La Russa (single off Dave McNally, 9th inning, Apr. 17)  
 Relief Pitcher: Diego Segui (relieved Lew Krausse in 6th inning, Apr. 17)



**OUTFIELDER**

**Height/Weight:** 6-0 / 195      **Bats/Throws:** Left / Left  
**Birthdate:** November 15, 1995      **Opening Day Age:** 25  
**Birthplace/Resides:** Tamboril, Dominican Republic / Tamboril, Dominican Republic  
**Major League Service:** 21 days  
**Obtained:** Signed as a non-drafted free agent, July 3, 2012  
**Contract Status:** First year of a one-year contract through 2021  
[Updated Stats](#)

**CAREER HIGHLIGHTS**

Was signed by the A's out of the Dominican Republic at the age of 16 and is a .280 (441-for-1576) career hitter in 438 games in seven professional seasons...has appeared in 141 games in center field, 130 in left field, 126 in right field and two at first base...spent the first three-plus seasons of his career in short-season leagues before he was promoted to Single-A Beloit in August of 2016...played in 108 games with the A's Single-A affiliates in 2017 and then hit .297 in 124 games with Single-A Stockton and Double-A Midland in 2018...had his 2019 season shortened to 54 games after shoulder surgery...was named MVP of the 2019 Texas League All-Star Game...played for Mesa in the Arizona Fall League in 2018...was rated as the A's number seven prospect by *Baseball America* following the 2020 season.

**2020 HIGHLIGHTS**

Was batting .296 with a triple and five RBI with the A's during the spring when he was optioned to Triple-A Las Vegas March 7...was added to the A's 60-man player pool July 1 but did not play in 2020...was on the Taxi Squad for the Wild Card Series and Division Series...was rated as the A's number seven prospect by *Baseball America* following the season...played for Lacey in the Dominican Winter League and hit .216 in 13 games.

**CAREER**

**2019**— Was limited to just 54 games at Double-A Midland due to shoulder surgery, but hit .321 in 54 games...added nine doubles, a career-high tying 11 triples, four home runs and nine stolen bases...despite his limited playing time, he finished second in the Texas League, third in the A's farm system and tied for sixth in all of the minors in triples...batted .324 against right-handed pitching compared to .314 against left-handers...however, eight of his 16 hits against lefties were for extra bases and he slugged .608 compared to .486 against right-handers...hit .347 when leading off an inning, .342 at home, .324 at night and .304 with runners in scoring position...went 9-for-18 (.500) with three triples in the ninth inning...batted .331 in 31 games in the leadoff spot but walked just three times...also hit third (19 games), fifth (twice), seventh (once) and eighth (once)...started 36 games in center field, 12 in right and one in left field...had five assists in 50 games overall in the outfield...hit safely in each of his first five games (9-for-21, .429) and was batting .333 in 11 games when he was placed on the injured list April 18 with a strained right shoulder...was reinstated May 4...had a season-high 10-game hitting streak from May 12 to 21 (14-for-46, .304)...reached base safely in each of his final 24 games, batting .398 with a .417 on-base percentage...went 4-for-4 with a walk and a pair of doubles June 1 against Amarillo...it was the second four-hit game of his career...had a career-high two triples June 7 against Frisco...collected his second four-hit game of the season and the third of his career June 14 at Arkansas to start a season-ending 10-game hitting streak (19-for-44, .432)...that included six straight two-hit games from June 16 to 21 (12-for-25, .480...tripled in three straight games at Arkansas from June 14-16...played for the South in the Texas League All-Star Game and was named Most Valuable Player after going 3-for-5 with two runs and a triple in a start in center field...batted .406 with six triples in 22 games in June...was placed on the injured list a second time June 28 with a right shoulder subluxation...ended up having surgery on July 12 to repair the labrum in his right, non-throwing, shoulder...the surgery was performed by Dr. Douglas Freedberg in Arizona...was

recalled by Oakland on Sept. 9 and added to the 60-day injured list to clear a 40-man spot for Jesús Luzardo.

**2018**—Began the year at Single-A Stockton where he hit .284 in 88 games...was promoted to Double-A Midland July 15 and batted .328 in 36 games with the RockHounds...combined for a .297 batting average, 26 doubles, 11 triples, three home runs, 64 RBI and 23 stolen bases in 124 games...tied for seventh in all of minor league baseball in triples...had career highs in games, at bats, runs (75), hits (132), doubles, triples, extra base hits (40), RBI, hit by pitches (5), walks (41) and stolen bases...ranked second in the A's farm system in triples, third in batting, fourth in runs, fifth in stolen bases, seventh in RBI, eighth in hits and ninth in extra base hits...hit .298 against right-handed pitching compared to .294 against left-handers...slugged all three of his home runs and had 37 of his 40 extra base hits against righties for a .453 slugging percentage (.333 vs. lefties)...batted .387 with runners in scoring position, including .418 with RISP and two outs...was 6-for-14 (.429) with 15 RBI with the bases loaded...hit .316 in May, .297 in June, .313 in July and .328 in August...hit .313 at night, .214 during the day...had a .500 batting average in the first inning...appeared in 61 games in center field, 43 in right field, 15 in left field and one at first base...committed four errors as an outfielder for a .986 fielding percentage...had 12 outfield assists, including 11 with Stockton, which tied for third in the California League...saw his most playing time with 46 games batting seventh and 31 hitting eighth...drove in a season-high four runs April 9 against Rancho Cucamonga and April 28 at Lake Elsinore...had a season-high in hits May 24 at Rancho Cucamonga when he went 4-for-5...had a season-best 11-game hitting streak from June 26 to July 6...went 17-for-42 (.405) with 13 runs scored and six multiple hit games during the streak...was tied for second in the CL in triples (7) at the time of his promotion to Midland on July 15 and ranked seventh in runs (51)...his .328 batting average with the RockHounds was second best in the Texas League from July 15 through the end of the season...also ranked first in triples (4), tied for fifth in steals (13) and seventh in on-base percentage (.378)...reached base safely in 20 consecutive games from July 20 to Aug. 11...had a .361 batting average and .425 on-base percentage during the streak...stole a season-high three bases Aug. 3 against San Antonio...was batting .330 at Midland when he was placed on the disabled list Aug. 23 with a lacerated finger on his right hand...was reinstated Aug. 30 and went 5-for-16 (.313) with five RBI over his final four games...played for Mesa in the Arizona Fall League following the season and hit .263 with 12 RBI and six stolen bases in 15 games...named to the East squad for the AFL Rising Stars Game...also played for Lacey in the Dominican Winter League and went 11-for-25 (.440) with four walks (.500 on-base percentage) in 17 games.

**2017**—Played for the A's Single-A affiliates at Beloit and Stockton and combined to hit .262 with seven home runs and 38 RBI in 108 games...had career highs in home runs and strikeouts (86)...tied for third in the A's farm system in triples (7) and tied for fourth in stolen bases (16)...began the year at Beloit and was batting .277 with three home runs and 22 RBI in 73 games when he was promoted to Stockton July 11...hit .228 with four home runs and 16 RBI in 35 games with the Ports...batted .274 with six of his seven home runs against right-handed pitchers compared to .216 against left-handers...hit .326 in the ninth inning...appeared in 50 games in right field, 28 in center field and 26 in left field...had 10 assists in 103 games overall in the outfield...was on the disabled list from April 26 to May 8 with a left thumb contusion...hit .333 in 19 games in May...had a season-high seven-game hitting streak from May 11 to 19 (12-for-30, .400)...belted a pinch hit home run June 25 at Clinton...was transferred to Stockton July 11 and had four home runs and 10 RBI over his first 16 games with the Ports.

**2016**—Began the year in extended spring training and was assigned to Short Season Vermont June 17...batted .321 with two home runs and 18 RBI in 41 games with the Lake Monsters before he was transferred to Single-A Beloit Aug. 5...hit .286 in 19 games with the Snappers and combined for a .310 batting average, three home runs and 22 RBI in 60 games overall...had career highs in batting and on-base percentage (.361)...hit .317 against right-handed pitchers and .311 with runners in scoring position...batted .333 with a .380 on-base percentage in 45 games in the leadoff spot...hit .340 with a .398 on-base percentage when leading off an inning...appeared in 29 games in left field, 14 in center field and 10 in right field...had seven assists in 52 games overall in the outfield...had a season-high 12-game hitting streak from June 18-30 (20-for-50, .400)...hit .377 with a home run and nine RBI in 13 games in June.

**2015**—Spent his first season in the United States with the A's affiliate in the Arizona Rookie League and hit .287 with 12 RBI in 37 games...hit .289 against right-handed pitchers, .280 against left-handers...batted .352 with runners on base...appeared in 19 games in left field, eight in right field, five at designated hitter, two in center field and one at first base...began the season with a 16-game reaching-base streak from June 22 to July 19...hit .352 with a .431 on-base percentage during the streak...went 2-for-2 with two walks and three runs scored in his first game on the 22nd against the Giants.

**2014**—Played in 16 games for the A's affiliate in the Dominican Summer League and hit .130 with three RBI...appeared in 11 games in left field and one in right field.

**2013**—Made his professional debut with the A's affiliate in the Dominican Summer League and batted .190 with four home runs and 20 RBI in 39 games...his 18 walks fueled a .302 on-base percentage...appeared exclusively in left field on defense (29 games).

**PERSONAL/MISCELLANEOUS**


Luis Rafael Barrera (Herrera) was originally signed by A's scout Raymond Abreu...is married, Marlin, and has one child, Lizmarlin.

LIFETIME PLAYING RECORD																				
Year	Club	AVG.	G	AB	R	H	2B	3B	HR	RBI	SH	SF	HP	BB	SO	SB	CS	OBP	SLG	E
2013	DSL A's	.190	39	126	15	24	5	4	4	20	0	2	3	18	22	3	3	.302	.389	2
2014	DSL A's	.130	16	46	2	6	0	0	0	3	1	0	0	5	12	2	0	.216	.130	0
2015	AZL A's	.287	37	115	17	33	3	2	0	12	2	4	0	12	26	1	0	.344	.348	4
2016	Vermont	.321	41	159	26	51	10	0	2	18	0	2	0	16	29	5	2	.379	.421	1
	Beloit	.286	19	70	8	20	4	2	1	4	1	1	0	4	17	3	1	.320	.443	1
2017	Beloit	.277	73	278	41	77	13	7	3	22	1	3	3	16	61	13	7	.320	.406	2
	Stockton	.228	35	114	15	26	2	0	4	16	1	1	0	8	25	3	1	.276	.351	4
2018	Stockton	.284	88	313	51	89	18	7	3	46	1	2	3	32	63	10	4	.354	.415	3
	Midland	.328	36	131	24	43	8	4	0	18	1	1	2	9	18	13	3	.378	.450	1
2019	Midland	.321	54	224	35	72	9	11	4	24	2	1	1	12	48	9	7	.357	.513	2
	2020	(Minor League Season Canceled — Did Not Play)																		
Minor League Totals		.280	438	1576	234	441	72	37	21	183	10	17	12	132	321	62	28	.337	.412	20

**CAREER TRANSACTIONS**

**2012** — Signed by the Oakland Athletics as a non-drafted free agent, July 3. **2019** — On the injured list, September 9 to October 30.



**RIGHT-HANDED PITCHER****Height/Weight:** 6-5 / 217**Bats/Throws:** Right / Right**Birthdate:** February 22, 1989**Opening Day Age:** 32**Birthplace/Resides:** Toledo, Ohio / Washington, North Carolina**Major League Service:** 4 years, 130 days**Obtained:** Acquired from the Chicago White Sox with Josh Phegley, Rangel Ravelo and Marcus Semien for Jeff Samardzija and Michael Ynoa, December 9, 2014**Contract Status:** First year of a one-year contract through 2021
[@C\\_Bass419](#)
[cbass419](#)
[Updated Stats](#)
**CAREER HIGHLIGHTS**

Is 15-7 with a 3.35 ERA in 39 games, 36 starts, over his last two seasons after going 4-14 with a 3.86 ERA in 40 games, 30 starts, over the first four seasons of his career...was originally drafted by Chicago (AL) in 2011 and made his Major League debut with the White Sox in 2014...was traded to Oakland Dec. 9, 2014 in a six-player deal and has pitched five seasons with the A's (2015-16, 18-20)...did not pitch in the majors in 2017 following May 6, 2016 "Tommy John" surgery...is 17-10 with a 3.29 ERA (93 er in 254.2 ip) and is averaging 8.38 strikeouts per nine innings (237 so in 254.2 ip) in 50 games (41 starts) since the surgery...was 2-11 with a 4.13 ERA and 6.77 strikeouts per nine innings in 29 games (23 starts) before the surgery...pitched for Glendale in the Arizona Fall League following the 2013 and 2014 seasons.

**2020 HIGHLIGHTS**

Spent the entire season on the active roster for the first time in his six-year career and went 5-2 with a 2.29 ERA in 11 starts...his ERA ranked second among pitchers in the West divisions (Lamet, SD 2.09) and sixth in the majors...it was fifth lowest in Oakland history among pitchers with at least 10 starts...also tied for fifth in the West divisions in winning percentage (.714), ranked seventh in opponents OPS (.659), batting average (.233) and slugging percentage (.371), tied for seventh in wins and eighth in on-base percentage (.288)...had career lows in ERA and opponents on-base percentage...walked 17 batters in 63.0 innings for a career-low 2.43 walks per nine innings...struck out 55 for a career-best 3.24 strikeout-to-walk ratio...led the A's in innings pitched and tied for the lead in games started...received five votes (two third, one fourth, two fifth) in American League Cy Young balloting...went 1-0 with a 1.08 ERA over his first three starts, 1-2 with a 5.95 ERA over his next four starts from Aug. 12-29 and 3-0 with a 0.34 ERA over his final four starts...is now 15-7 with a 3.35 ERA in 39 games, including 36 starts, over the last two years...went 2-1 with a 0.72 ERA, .207 opponents batting average and .512 OPS in five starts in Oakland compared to 3-1 with a 4.56 ERA, .270 opponents average and .683 OPS in five starts on the road...his home ERA was second lowest in the majors (Keller, KC 0.27) and second lowest in Oakland history among pitchers with at least 30 innings (Treinen, 0.63 in 2018)...did not allow a home run in 37.1 innings in Oakland and now has a nine-game, 48.0-inning, 195-batter faced homerless streak in the Coliseum...is 9-10 with a 2.44 ERA (51 er in 188.1 ip) in 35 career games in the Coliseum, 10-11 with a 4.63 ERA (108 er in 210.0 ip) in 44 games in all other ballparks...has yielded just 11 home runs in 188.1 career innings in Oakland (0.53 per nine innings)...went 3-0 with a 1.15 ERA in six starts at night compared to 2-2 with a 4.13 ERA in five starts during the day...his night ERA was the lowest in the majors and in Oakland history among pitchers with at least 30 innings at night...is now 5-0 with a 2.39 ERA (19 er in 71.2 ip) over his last 13 games, 12 starts, at night dating back to July 19, 2019...allowed a .233 opponents batting average, which broke down to .223 (31-for-139) with a .590 OPS against right-handed hitters compared to .248 (25-for-101) with a .755 OPS against left-handers...yielded four of his six home runs to lefties and has surrendered 18 of his 27 home runs over the last two years to lefties...walked just one batter to lead off an inning and held opponents to a .203 (13-

**ATHLETICS CONSECUTIVE STARTS,  
NO COMPLETE GAMES**

113	Barry Zito, August 12, 2003-Sept. 28, 2006
67	Mike Oquist, June 11, 1997-Sept. 21, 1999
64	Bob Welch, August 27, 1991-May 16, 1994
61	Chris Bassitt, June 30, 2015-present
57	Sean Manaea, April 29, 2016-April 15, 2018

for-64) batting average and .227 on-base percentage in that situation...the on-base percentage was sixth lowest in the majors...five of his six home runs came with the bases empty...had a .244 opponents batting average with runners in scoring position, but that dropped to .176 with RISP and two outs...had a .204 opponents batting average and two home runs with zero or one out, a .295 average with four home runs with two outs...had a .130 opponent average with two strikes...surrendered three of his six home runs to the opponent's clean-up hitter...allowed six of his 18 runs in the first inning...had a 4.91 ERA in the first inning, a 1.73 ERA from the second inning on...was 3-0 with a 1.75 ERA in four starts following an A's loss and is 8-1 with a 2.38 ERA (22 er in 83.1 ip) in 14 starts following a loss over the last two years...received 35 runs of support in his 11 starts for a run support average of 5.00...now has a 6.28 RSA in 36 starts over the last two years compared to a 2.67 ERA over his the first 30 starts of his career...is 15-1 in 25 career starts with three runs of support or more, 4-20 in 41 starts with two runs of support or fewer...went 2-1 with a 3.34 ERA (11 er in 29.2 ip) in five starts on four days rest, 3-1 with a 1.35 ERA (5 er in 33.1 ip) in six starts on five days rest or more...does not have a complete game in 66 career starts, including 61 with the A's...his streak of 61 consecutive starts with no complete games is fourth longest in Athletics history (3rd is 64 by Bob Welch)...allowed one run or fewer in seven of his 11 starts, including no runs four times...the A's went 8-3 (.727) in his starting assignments and are 23-13 (.639) over the last two years...did not pitch in the majors in 2017 following May 6, 2016 "Tommy John" surgery...is 17-10 with a 3.29 ERA (93 er in 254.2 ip) and is averaging 8.38 strikeouts per nine innings (237 so in 254.2 ip) in 50 games (41 starts) since the surgery...was 2-11 with a 4.13 ERA and 6.77 strikeouts per nine innings in 29 games (23 starts) before the surgery.

**OAKLAND:** Began the season as the A's fourth starter and combined with five A's relievers on a nine-hit shutout in the A's 3-0 win over Los Angeles (AL) on July 27...had a no decision as he tossed four innings...allowed just one run in a season-high 7.0 innings Aug. 7 against Houston but had a no decision in the A's 3-2 win...that gave him one run or fewer in each of his first three starts, to become the first A's pitcher to begin the season in the starting rotation and allow one run or fewer in each of his first three starts since Gio Gonzalez in 2011 (April 3-14)...also walked a season-high three batters (first of four times)...picked up his second win of the season Aug. 12 at Los Angeles (AL), despite surrendering a season-high four runs in 5.2 innings...it extended his winning streak to a career-high five games dating back to Aug. 11, 2019...posted a 3.32 ERA and .228 opponents batting average during the streak, which spanned 13 games (10 starts)...the winning streak was snapped Aug. 22 against Los Angeles (AL) when he tossed a season-high 105 pitches...lost his next start on Aug. 29 at Houston when he tossed a career-low tying 3.0 innings (third time, last: Sept. 13, 2019 at Texas)...finished August 2-2 with a 4.18 ERA in six starts but then went 3-0 with a 0.34 ERA in four starts in September...allowed just one run in 26.2 innings...his September ERA was second lowest in Oakland history in any month to Cory Lidle's 0.20 ERA in August of 2002 (min. 25.0 ip)...it was the lowest in September in the majors since Greg Maddux had a 0.29 ERA for Atlanta in 1995...it was the first time in his career he won three games in a month...was named American League Pitcher of the Month for his efforts, his first such honor...combined with Diekman and Trivino on a seven-hit shutout in the A's 6-0 win over Houston on Sept. 7...pitched a season-high tying 7.0 innings and allowed all seven of the hits...struck out a season-high eight in 6.0 innings a 10-1 win in the second game of the doubleheader at Texas on Sept. 12...allowed just one run but yielded a season-high eight hits...combined with Petit, Wendelken and Weems on a three-hit shutout in the A's 6-0 win over San Francisco on Sept. 18...tossed a season-high tying 7.0 scoreless innings in a no decision in a 3-1, 10-inning win over Seattle on Sept. 25...finished the regular season with a 13.2-inning scoreless streak and a 24.1-inning scoreless streak at home...then went 1-0 with a 3.27 ERA in two postseason starts...started and won Game 2 of the ALWCs, a 5-3 win over Chicago (7.0 ip, 6 h, 1 r, 1 er, 1 bb, 5 so)...blanked the White Sox on five hits over the first seven innings before allowing a leadoff single to Anderson in the eighth...was relieved by Hendriks, who allowed the run to score...started Game 1 of the ALDS against Houston at Dodger Stadium and had a no decision in the A's 10-5 loss (4.0 ip, 9 h, 3 r, 3 er, 4 so)...the nine hits were his most in a start since April 28, 2016 at Detroit when he yielded a career-high 10...had right elbow surgery Nov. 13 in Cincinnati at the Beacon Orthopedic clinic...the surgery was performed by Dr. Timothy Kremchek.

## CAREER

**2019**—Saw the most extensive action of his five-year career, going 10-5 with a 3.81 ERA and .229 opponents batting average in 28 games, including 25 starts...had career highs in every category except losses as he was 4-14 in 40 games over his first four years...led the A's with 141 strikeouts, which were the most by an Oakland pitcher since Sonny Gray had 169 in 2015...tied an Oakland record and tied for third in the American League with 13 hit batters...shares the record with Barry Zito, who did it three times (2001, 2005 and 2006)...began his season with 25 starts and concluded the year with three relief appearances...was 10-5 with a 3.95 ERA in his starting assignments, with his last coming on Sept. 13...did not allow a run in 5.0 innings in relief...went 2-1 with a 1.93 ERA and .179 opponents average over his first five starts through May 16 and 3-3 with a 6.00 ERA and .249 opponents average over his next nine starts leading into the All-Star Break...then went 5-1 with a 3.26 ERA in 14 games after the break...his post-break ERA was seventh lowest in the AL among pitchers with 60 or more innings...went 6-2 with a 3.01 ERA in 13 games at home compared to 4-3 with a 4.54 ERA in 15 games on the road...surrendered five home runs in 68.2 innings at home, 16 in 75.1 innings on the road...was 7-2 with a 2.97 ERA in 14 games during the day, 3-3 with a 4.82 ERA in 14 games at night...tied for third in the AL in day wins...entered the season with a 0-8 record during the day...was 5-1 with a 2.65 ERA in 10 starts following an A's loss...his opponents batting average broke down to .209 against left-handed hitters compared to .251 against right-handers...the mark against lefties was sixth lowest in the AL among pitchers with 140 or more innings...surrendered 14 of his 21 home runs and issued 29 of his 47 walks to lefties for a .701 OPS...had a .695 OPS against righties...yielded a .221 average with runners in scoring position...had a .206 opponents batting average the first time through the lineup, .266 the second time and .211 after that...surrendered 12 of his 21 home runs the second time through the lineup...retired all three of his first batters faced in relief and they are 1-for-10 (.100) with two walks and a hit by pitch in his career...had a run support average of 6.69, which was ninth highest in the AL among pitchers with 140 or more innings...received two runs of support or fewer in 13 of his 25 starts and went 2-5 in those games...was 8-0 in 12 starts with support of three runs or more...entered the season with a 2.67 RSA in his career as a starter...had a 2.88 ERA in the first inning, 4.01 from the second inning on...did not commit an error in 19 chances and turned three double plays, which tied for third among AL pitchers...went 5-0 with a 2.23 ERA in seven starts against AL Central teams...opponents were successful in 10-of-12 (83.3%) stolen base attempts off him...the A's were 15-10 (.600) in his starting assignments...made the trip to Japan but was one of three inactive players for the two-game series against the Mariners...was placed on the 10-day injured list March 27 retroactive to March 25 with a right lower leg contusion...made one rehab start with Single-A Stockton on April 4 and two with Triple-A Las Vegas on April 9 and 14...was 0-0 with a 3.27 ERA in three starts overall when he was reinstated from the IL and optioned to Las Vegas April 16...was recalled by Oakland the next day when Marco Estrada went on the injured list and spent the rest of the season with the A's...made his first start April 22 against Texas and tossed 5.0 scoreless innings for the win...left his third start on May 4 at Pittsburgh after five innings with a 4-3 lead but Wendelken allowed three runs in the seventh inning for the blown save and loss...it was the first of two times he left with a lead only to have the bullpen blow the save (July 30 vs. Milwaukee)...took the loss on May 9 against Cincinnati to snap the first winning streak of his career, a three-game streak dating back to 2018...went 3-0 with a 2.42 ERA and .194 opponents batting average during the streak, which spanned 11 games (seven starts) dating back to June 27, 2018...the loss was his first since June 22, 2018 at Chicago (AL)...tossed a career-high tying 8.0 innings, did not allow a run, walked two and yielded four hits in a 17-3 win at Detroit on May 16...walked a career-high six batters in 3.2 innings in a no decision at Cleveland May 21...is the first Major League pitcher since at least 1908 with a pitching line of 3.2 innings, three hits, three runs, three earned runs, six walks and six strikeouts...did not allow a run in three of his first six starts following the All-Star Break and was 3-1 with a 2.00 ERA over that span...picked up his eighth win of the season on Aug. 11 at Chicago (AL) and went 3-0 with a 3.86 ERA over his final nine appearances...tossed a career-high 116 pitches in an 8-4 win over Houston on Aug. 17...struck out a career-high 11 and did not walk a batter in 6.0 innings in a 10-2 win over Detroit on Sept. 7...it was the 13th time in Oakland history a pitcher struck out 11 or more without walking a batter, the first time since Dan Straily on April 5, 2013 (11 vs. Houston)...is the seventh pitcher in Oakland history to fan 11 or more in six innings or fewer (last: Trevor Cahill on May 5, 2018 vs. Baltimore)...yielded a career-high tying seven runs in 3.0 innings Sept. 13 at Texas but had a no decision in the A's 14-9 win...then pitched in relief in each of his final three appear-

ances beginning Sept. 20 and did not allow a run (5.0 ip, 1 h, 2 bb, 9 so)...was on the A's roster for the AL Wild Card game but did not pitch.

**2018**—Had seven stints with Oakland in his return to the majors following “Tommy John” surgery in 2016...went 2-3 with a 3.02 ERA and .221 opponents batting average in 11 games, including seven starts...the opponents batting average was a career low as was his .315 slugging percentage and .624 OPS...his opponents batting average included a mark of .218 against left-handed hitters compared to .223 against right-handers...surrendered three of his four home runs to righties...yielded a .195 batting average to batters leading off an inning...three of the four home runs he allowed were solo shots...opponents hit .205 with runners in scoring position...had a .189 opponents average with two outs and .137 with two strikes...the opponents four and five hitters were a combined 3-for-38 (.079)...was 2-3 with a 3.19 ERA and .236 opponents batting average in his seven starts, 0-0 with a 2.45 ERA and .162 opponents average in four relief appearances...did not allow a run in the first inning (7.0 ip) and had a 1.73 ERA over innings 1-3...received two runs of support or fewer in five of his seven starts and his RSA as a starter was 3.19...was recalled for the first time April 20 but did not pitch before he was optioned back to Nashville April 26...also did not appear in a game during his second stint, which lasted one day on May 26...was recalled for a third time June 9 and started that day at Kansas City...allowed a run on three hits and a walk in a season-high 7.0 innings but was the losing pitcher in the A's 1-0 loss...it was his first Major League appearance since April 28, 2016 at Detroit as he had UCL reconstruction surgery on May 6, 2016...was optioned back to Nashville the next day...made two starts during his fourth stint June 14-22 and took the loss in each outing to extend his losing streak to a career-high nine games...that tied for the third-longest losing streak in Oakland history and was the longest since Bob Welch also lost nine straight from Sept. 5, 1993-May 11, 1994...compiled a 5.56 ERA and .290 opponents batting average during the streak, which spanned 13 starts dating from Aug. 21, 2015 to June 22, 2018...stint number five began June 27 and he combined with Petit and Trivino on a three-hit shutout in the A's 3-0 win at Detroit that day...it was his first Major League victory since Aug. 4, 2015 against Baltimore...tossed six innings and allowed two of the hits but walked five...went 2-0 with a 2.59 ERA and .212 opponents batting average over his final eight games, including four starts...the winning streak was the first of his career...was 2-0 with a 2.87 ERA during his fifth stint before he was optioned to Nashville July 12...returned Aug. 26, allowing one run on four hits in 4.2 innings in a no decision at Minnesota that day, and was optioned back to Nashville the next day...was called back for his seventh and final stint Sept. 7 and pitched exclusively in relief following his return, all in games started by an opener...tossed three innings in three of the four games and had a 2.45 ERA and .162 opponents batting average in the four games...went 5-5 with a 4.30 ERA in 18 games, including 14 starts, with Triple-A Nashville...went 3-2 with a 2.70 ERA and .230 opponents batting average over his final eight games (seven starts) following his July 12 option from Oakland...surrendered six home runs in 81.2 innings, an average of 0.66 per nine innings...struck out 83, an average of 9.15 per nine innings, and walked 25 for a strikeout-to-walk ratio of 3.32...allowed a .271 opponents batting average, including .215 against left-handed hitters...was 3-1 with a 2.18 ERA in 10 games at home...went 1-1 with a 1.59 ERA in four relief appearances, 4-4 with a 5.01 ERA in 14 starts...tossed at least four innings in all four of his relief appearances but tossed four innings or fewer in six of his 14 starts...allowed one run or fewer in eight of his 18 appearances...began the season in the bullpen and was 1-0 with a 0.69 ERA in three appearances when he was recalled by Oakland April 20...was optioned back to Nashville April 26 and picked up his first win as a starter May 22 against Colorado Springs when he allowed just one run in 5.0 innings...took the loss in his first start following his July 12 option from Oakland but then went 3-0 with a 3.00 ERA over his next four starts from July 24 to Aug. 10...tossed a season-high 8.0 innings and allowed just one run on three hits in a 3-1 win over Sacramento Aug. 4...allowed one run in three consecutive starts from Aug. 4-15 (3 er in 19.1 ip, 1.40 ERA)...finished August 2-1 with a 1.85 ERA and .218 opponents average in five games, four starts.

**2017**—Began the season on Oakland's disabled list as he continued his recovery from May 6, 2016 UCL reconstruction surgery and spent the entire season in the minors...went 0-1 with a 2.77 ERA in seven games, all starts, with Single-A Stockton and 4-2 with a 6.21 ERA in 17 games, two starts, with Triple-A Nashville...combined for a 5-3 record and a 5.33 ERA in 24 games, nine starts, overall...allowed a .260 opponents batting average, including .243 against right-handed hitters compared to .282 against left-handers...surrendered three home runs in 50.2 innings, an

average of 0.53 per nine innings...opponents hit .174 with a .269 on-base percentage when leading off an inning...was 1-2 with a 4.37 ERA in his nine starting assignments, 3-1 with a 6.11 ERA in 15 relief appearances...tossed at least two innings in 10 of his 15 relief outings...allowed 2-of-9 (22.2%) inherited runners to score...began his rehab assignment with Stockton April 29 and did not allow a run in two starts with the Ports (7.0 ip) before he was moved up to Nashville May 8...tossed a season-high 5.0 shutout innings for the win in a start at Fresno May 15...was 1-1 with a 4.79 ERA in five games when his rehab assignment was halted May 24...resumed pitching June 28 back at Stockton and was moved up to Nashville July 16 where he pitched in relief...made three more rehab appearances before he was reinstated from the DL and optioned to Nashville July 25...spent the remainder of the season pitching in relief...did not allow a run in five of his last seven outings (1.93 ERA).

**2016**—Was on the A's Opening Day roster and went 0-2 with a 6.11 ERA in five starts before going on the disabled list April 29 with an elbow injury...had UCL reconstruction surgery on May 6 and missed the remainder of the season...surrendered five home runs in 28.0 innings after yielding five home runs in 86.0 innings in 2015...allowed a .294 opponents batting average, which included .210 against left-handed hitters...received two runs of support or fewer in each of his five starts and averaged 2.89 runs of support per game...tossed 7.0 innings in back-to-back starts April 10 at Seattle and April 17 against Kansas City...allowed one unearned run against the Mariners and two runs against the Royals but had a no decision in each contest, both A's wins...allowed a career-high seven runs on a career-high 10 hits in just 3.2 innings in his final start April 28 at Detroit...was placed on the disabled list April 29 and had surgery on his elbow May 6 at Beacon Orthopedics in Cincinnati...the surgery was performed by Dr. Timothy Kremchek and involved an ulnar collateral ligament reconstruction with an ipsilateral palmaris longus graft.

**2015**—Split his first season in the A's organization between Oakland and Triple-A Nashville...went 1-8 despite a 3.56 ERA and .244 opponents batting average in 18 games, including 13 starts, over four stints with the A's...his .111 winning percentage was the lowest in the majors among pitchers with at least 10 games started and tied for fourth lowest in Oakland history...the last Major League pitcher with at least 10 starts, an ERA under 3.75 and a winning percentage of .111 or less was Zane Smith, for the Braves and Expos in 1989...no American League pitcher has done it since 1968 when Rickey Clark (California) and Fred Talbot (New York) both did it...received one run of support or fewer in nine of his 13 starts and his season run support average as a starter was 2.15...surrendered just five home runs in 86.0 innings for an average of 0.52 home runs per nine innings...that ranked third best in the AL among pitchers with at least 81.0 innings...had a .244 opponents batting average, including .217 against lefties...appeared in eight games, including three starts, over his first three stints (April 23-May 9, June 30-July 5 and July 11)...returned for good July 25 and went 1-6 with a 3.86 ERA over his final 10 starts...tossed at least five innings and allowed three runs or fewer while going 0-4 over a five start stretch from June 30 to July 30 to become the sixth pitcher in Oakland history to toss at least five innings and allow three runs or fewer in five consecutive games without recording a win (last: Vin Mazzaro, Aug. 3-26, 2010)...combined with Fernando Rodriguez and Fernando Abad on a seven-hit shutout in the A's 5-0 win over Baltimore Aug. 4 in Oakland for his first win as an Athletic...it was part of a career-high 18.0-inning scoreless streak...struck out a career-high 10 batters in 6.2 innings Aug. 9 against Houston...tossed a career-high 8.0 innings Aug. 15 at Baltimore...did not pitch from Aug. 27 to Sept. 23 due to a strained right shoulder...then started three of the A's final 10 games and went 0-2 with a 7.82 ERA...went 2-7 with a 3.65 ERA and .230 opponents batting average in 13 games, including 10 starts, in his Triple-A debut with Nashville...allowed just one home run in 69.0 innings and that came to the third batter he faced in his first start...was 1-1 with a 3.38 ERA in three games before his April 23 promotion to Oakland...went 1-5 with a 3.83 ERA in nine games following his May 11 option...struck out a season-high 11 batters in 6.0 innings June 3 against Salt Lake...tossed a six-inning complete game June 8 at New Orleans.

**2014**—Made his Major League debut with the Chicago White Sox, going 1-1 with a 3.94 ERA in six games, five starts...did not allow a home run in 29.2 innings...was selected from Double-A Birmingham Aug. 30 and made his debut with a start that day in the second game of a double-header against Detroit...was the losing pitcher in the White Sox 8-4 loss (6.1 ip, 7 h, 5 r, 5 er, 4 bb, 4 so)...was optioned to Triple-A Charlotte following the game but returned to Chicago Sept.

2...was credited with his first win Sept. 22 at Detroit when he combined with Jake Petricka on a 2-0 six-hit shutout...tossed 7.2 innings and allowed six of the hits...began the season on the disabled list at Double-A Birmingham with a broken right finger and missed the first three and one-half months of the season...had a three-game rehab assignment with the White Sox affiliate in the Arizona Rookie League and was reinstated from the DL and sent to Birmingham July 26...combined for a 3-1 record and a 2.08 ERA in nine games, eight starts, with the two clubs...struck out 49 in 43.1 innings, an average of 10.18 per nine innings...surrendered just two home runs...allowed a .217 opponents batting average, including .163 against right-handed hitters and .191 with runners in scoring position...was named Southern League Pitcher of the Week for the week of Aug. 4-10 after picking up his first win with 6.0 shutout innings Aug. 9 against Huntsville...struck out a season-high 11 and allowed just three hits...pitched for Glendale in the Arizona Fall League following the season and was named to the AFL Top Prospects Team after going 1-1 with a 0.69 ERA in six relief appearances...struck out 22 and walked just three in 13.0 innings while holding the opposition to a .184 batting average.

**2013**—Combined to go 11-4 with a 3.08 ERA and 138 strikeouts over 26 starts between Single-A Winston-Salem and Double-A Birmingham...ranked among White Sox organizational leaders in strikeouts (1st), ERA (4th) and wins (t-5th)...limited righties to a .197 average...was promoted to Birmingham July 16...helped guide the Barons to the Southern League Championship...went 2-0 with a 0.71 ERA over two starts in the SL playoffs...appeared in 10 games with the Glendale Desert Dogs of the Arizona Fall League, going 1-0 with a 0.90 ERA and nine strikeouts in 10.0 innings.

**2012**—Spent the season with Single-A Winston-Salem...led the Dash in appearances (38)...went 1-2 with a 2.98 ERA and four saves in 28 relief appearances, compared to 4-2 with a 4.25 ERA over 10 starts...held right-handers to a .200 average...posted a 1.75 ERA over his first 17 games.

**2011**—Went a combined 3-1 with a 1.82 ERA and 41 strikeouts in 23 games with Advanced Rookie Bristol, Single-A Kannapolis and Winston-Salem...began the season with Bristol, was promoted to Winston-Salem July 8 and then sent to Kannapolis July 13.

## PERSONAL/MISCELLANEOUS

Christopher M. Bassitt was originally signed by White Sox scout Phil Gulley...is married, Jessica, and has one child, Landry...attended the University of Akron and earned All-Mid American Conference honors in 2011...graduated from Genoa Area (Ohio) High School in 2007, where he earned all-league honors in baseball and basketball...helped lead the baseball team to consecutive league titles during his junior and senior seasons.

### LIFETIME PITCHING RECORD

Year	Club	W	L	ERA	G	GS	CG	SHO	SV	IP	H	R	ER	HR	HB	BB	IBB	SO	WP	BK
2011	Bristol	0	0	1.08	6	0	0	0	0	8.1	9	1	1	0	0	2	0	11	0	0
	Winston-Salem	0	0	5.40	1	0	0	0	0	1.2	2	1	1	0	1	0	0	1	0	0
	Kannapolis	3	1	1.82	16	0	0	0	1	24.2	18	6	5	1	2	6	0	29	4	0
2012	Winston-Salem	5	4	3.66	38	10	0	0	4	91.0	74	45	37	6	4	54	1	75	3	0
	Winston-Salem	7	2	3.46	18	18	0	0	0	101.1	90	50	39	9	5	42	0	101	7	0
2013	Birmingham	4	2	2.27	8	8	0	0	0	47.2	35	16	12	2	4	17	0	37	1	0
	AZL White Sox	0	0	4.15	3	2	0	0	0	8.2	9	4	4	0	1	3	0	13	1	0
2014	Birmingham	3	1	1.56	6	6	0	0	0	34.2	26	10	6	2	2	14	0	36	0	0
	CHICAGO (AL)	1	1	3.94	6	5	0	0	0	29.2	34	13	13	0	3	13	1	21	0	0
	Nashville	2	7	3.65	13	10	1	0	0	69.0	59	30	28	1	3	19	0	70	3	1
2015	OAKLAND	1	8	3.56	18	13	0	0	0	86.0	78	36	34	5	9	30	0	64	5	0
	OAKLAND	0	2	6.11	5	5	0	0	0	28.0	35	20	19	5	0	14	0	23	2	0
2016	Stockton	0	1	2.77	7	7	0	0	0	13.0	9	4	4	0	0	4	0	14	0	0
	Nashville	4	2	6.21	17	2	0	0	0	37.2	41	26	26	3	4	16	0	31	0	0
2017	Nashville	5	5	4.30	18	14	0	0	0	81.2	86	42	39	6	8	25	0	83	3	0
	OAKLAND	2	3	3.02	11	7	0	0	0	47.2	40	21	16	4	4	19	0	41	2	0
2018	Stockton	0	0	0.00	1	1	0	0	0	3.0	0	0	0	0	0	0	0	7	0	0
	Las Vegas	0	0	4.50	2	2	0	0	0	8.0	8	4	4	2	1	2	0	9	1	0
	OAKLAND	10	5	3.81	28	25	0	0	0	144.0	125	66	61	21	13	47	0	141	3	0
2019	OAKLAND	5	2	2.29	11	11	0	0	0	63.0	56	18	16	6	2	17	0	55	2	0
<b>Major League Totals</b>		<b>19</b>	<b>21</b>	<b>3.59</b>	<b>79</b>	<b>66</b>	<b>0</b>	<b>0</b>	<b>0</b>	<b>398.1</b>	<b>368</b>	<b>174</b>	<b>159</b>	<b>41</b>	<b>31</b>	<b>140</b>	<b>1</b>	<b>345</b>	<b>14</b>	<b>0</b>

## CAREER TRANSACTIONS

**2011** — Selected by the Chicago White Sox organization in the 16th round of the First-Year Player Draft. **2014** — Traded to the Oakland Athletics with catcher Josh Phegley and infielders Rangel Ravelo and Marcus Semien for pitchers Jeff Samardzija and Michael Ynoa, December 9. **2016** — On the disabled list, April 29 to October 6. **2017** — On the disabled list, March 30 to July 24; included rehabilitation assignments to Stockton, April 29 to May 7 and June 28 to July 15, and Nashville, May 8 to 23 and July 16 to 24. **2019** — On the injured list, March 25 to April 15; included rehabilitation assignments to Stockton, April 4 to 8, and Las Vegas, April 9 to 15.

## WILD CARD RECORD

Year	Club/Opp.	W	L	ERA	G	GS	CG	SHO	SV	IP	H	R	ER	HR	HB	BB	IBB	SO	WP	BK
2019	OAK vs. TB																			
(On roster — did not pitch)																				
2020	OAK vs. CWS	1	0	1.29	1	1	0	0	0	7.0	6	1	1	0	0	1	0	5	1	0

## DIVISION SERIES RECORD

Year	Club/Opp.	W	L	ERA	G	GS	CG	SHO	SV	IP	H	R	ER	HR	HB	BB	IBB	SO	WP	BK
2020	OAK vs. HOU	0	0	6.75	1	1	0	0	0	4.0	9	3	3	2	0	0	0	4	0	0

## BASSITT'S CAREER BESTS

**Low Hit Complete Game:** None

**Innings Pitched:** 8.0 (twice), last: May 16, 2019 at Detroit. As reliever: 4.1, April 25, 2015 vs. Houston

**Strikeouts:** 11, September 7, 2019 vs. Detroit. As reliever: 5 (twice), last: September 22, 2019 vs. Texas

**Pitches:** 116, August 17, 2019 vs. Houston

**Longest Winning Streak:** 5, August 11, 2019 to August 12, 2020

**Longest Losing Streak:** 9, August 21, 2015 to June 22, 2018

**Longest Scoreless Streak:** 18.0, July 30 to August 9, 2015

## ATHLETICS TRIPLE PLAYS

### Grounded Into (34; Philadelphia 23, Kansas City 3, Oakland 8)

June 24, 1902 at Baltimore by Topsy Hartsel

May 5, 1903 at New York by Harry Davis

August 18, 1903 at St. Louis by Lave Cross

May 19, 1911 at Detroit by Harry Davis

July 16, 1911 at St. Louis by Amos Strunk

August 11, 1912 at Chicago by Jack Coombs

April 29, 1914 vs. Washington by Jack Barry

May 8, 1914 at Washington by Jack Lapp

July 24, 1915 at Cleveland by Nap Lajoie

August 23, 1917 at Detroit by Stuffey McInnis

September 5, 1919 vs. Boston by Terry Turner

August 25, 1925 at Cleveland by Chick Galloway

June 24, 1926 vs. Washington by Max Bishop

April 26, 1929 vs. New York by Sammy Hale

September 21, 1931 vs. Detroit by Jimmie Dykes

June 19, 1932 at St. Louis by Mule Haas

July 21, 1934 at Detroit by Charlie Berry

April 27, 1935 vs. New York by Jimmie Foxx

September 20, 1936 vs. Boston by Chubby Dean

April 26, 1937 at New York by Chubby Dean

May 11, 1938 vs. St. Louis by Wally Moses

June 11, 1946 vs. Chicago by Irv Hall

August 14, 1951 vs. Boston by Hank Majeski

August 3, 1955 vs. Baltimore by Art Ceccarelli

May 16, 1957 at New York by Alex Kellner

July 23, 1960 at Washington by Whitey Herzog

June 23, 1968 vs. Washington by Dave Duncan

July 7, 1973 at Baltimore by Gene Tenace

August 8, 1977 at Texas by Manny Sanguillen

August 12, 1986 vs. Seattle by Carney Lansford

August 8, 1990 vs. Baltimore by Willie Randolph

May 14, 1994 at Kansas City by Geronimo Berroa

April 22, 2010 vs. New York (AL) by Kurt Suzuki

August 9, 2010 at Seattle by Mark Ellis

**RIGHT-HANDED PITCHER****Height/Weight:** 6-1 / 196**Bats/Throws:** Right / Right**Birthdate:** December 4, 1993**Opening Day Age:** 27**Birthplace/Resides:** Antioch, California / Scottsdale, Arizona**Major League Service:** 1 year, 143 days**Obtained:** Acquired from the Seattle Mariners for Danny Valencia, November 12, 2016**Contract Status:** First year of a one-year contract through 2021 [Updated Stats](#)**CAREER HIGHLIGHTS**

Made his Major League debut with Oakland in 2017 and has spent parts of each of the last four seasons with the A's, going 5-7 with a 5.69 ERA in 21 games, including 18 starts...missed the final 36 games of 2017 and all but a month of 2018 due to two stints on the DL...was originally selected by the Cubs as a supplemental pick following the first round of the 2012 draft but was traded twice in 2016...was sent to the Mariners prior to the trading deadline in the Mike Montgomery deal and was traded to the A's following the season for Danny Valencia...is 45-26 with a 3.47 ERA (244 er in 632.1 ip) in 130 games (122 starts) in eight seasons in the minors...was named to Midseason All-Star teams in the Pacific Coast League in 2017 and 2019, the Southern League in 2016 and the Midwest League in 2014.

**2020 HIGHLIGHTS**

Was on the A's Taxi Squad for every road trip except the first and had two stints with Oakland... was recalled for the first time Aug. 19 but was optioned back to the alternate camp Aug. 24 without pitching...was added as the 29th man for the Sept. 26 doubleheader against Seattle and started game two...allowed seven runs on five hits and two walks in 2.1 innings and was the losing pitcher in the A's 12-3 loss...was also on the Taxi Squad for the ALWCs and ALDS...was 0-0 with a 9.39 ERA in three games, including two starts, during the spring before he was optioned to Triple-A Las Vegas March 7...was added to the A's 60-man player pool June 29.

**CAREER**

**2019**—Was 0-2 with a 10.64 ERA in four games, including one start, over three stints with Oakland...allowed 19 hits in 11.0 innings for a .380 opponents batting average...yielded a .333 batting average and .907 OPS against right-handed hitters compared to .423 with a 1.256 OPS against left-handers...had a .476 opponents average with the bases empty, .310 with runners on...allowed his only inherited runner to score and first batters faced were 2-for-3 (.667)...opponents were 5-for-5 in stolen base attempts with him on the mound after going 4-for-9 (44.4%) over his first two seasons...did not commit an error in five chances...was recalled for the first time June 8 as the 26th man for the doubleheader at Texas and started and lost the day game... returned to Las Vegas following the game...did not pitch during his second stint with Oakland on July 5...recalled for a third time when rosters expanded on Sept. 1 and had a loss and a 9.00 ERA in three September relief appearances...they were the first relief appearances of his career after 17 starts...allowed at least one run in all four of his outings...including Sept. 9 at Houston when he yielded six runs on eight hits in five innings of relief in the A's 15-0 loss...went 11-3 with a 4.34 ERA in 24 games, including 22 starts, with Las Vegas and was named Most Valuable Pitcher on the Aviators...led the Pacific Coast League in winning percentage (.786), tied for second in wins, ranked fourth in ERA, seventh in opponents batting average (.265) and eighth in innings pitched (132.2)...was named to the PCL Midseason All-Star Team...led the A's farm system in wins and winning percentage, ranked sixth in innings pitched, seventh in ERA and opponents batting average and tied for eighth in games started...had minor league career highs in wins, runs (70), earned runs (64) and home runs (18)...his opponents batting average broke down to .265 with a .759 OPS against left-handed hitters compared to .266 with a .747 OPS against right-handers... his career splits are .256 against lefties, .255 against righties...opponents hit .292 with runners in scoring position but they were 0-for-7 with the bases loaded...yielded a .313 average to batters



leading off an inning...was 7-2 with a 5.04 ERA in 16 games before the All-Star Break...then went 4-1 with a 3.06 ERA in eight games after the break...was 5-0 with a 2.31 ERA and .206 opponents batting average in six starts following an Aviators loss...struck out a career-high tying eight batters and logged a season-high 98 pitches in 5.0 innings in his first start on April 6, a 12-5 win at El Paso...then tossed a season-high 7.0 innings April 11 against Las Vegas, his first of six outings of exactly seven innings...tossed 6.0 scoreless innings on April 29 for the win at Round Rock (3 h, 0 bb, 4 so) to begin a season-high five-game winning streak that ran through June 25...compiled a 4.94 ERA and .260 opponents batting average during the streak, which spanned 10 starts...matched his career-high with eight strikeouts June 2 at Sacramento...was 6-1 with a 4.55 ERA in 11 starts when he was recalled by Oakland June 8 as the 26th man for a doubleheader that day at Texas...was returned to Las Vegas following the game and went 5-2 with a 4.18 ERA over his final 13 games...was 2-0 despite a 7.18 ERA and .318 opponents batting average in five starts in June...then went 1-2 with a 2.42 ERA in four games in July, which was his lowest single-month ERA in 2019...made his first relief appearance of the season July 6 at Albuquerque after Parker Dunshee lasted just one inning...had scoreless outings on July 16 at Tacoma (7.0 ip), July 28 at El Paso (7.0 ip) and Aug. 9 at Iowa (7.0 ip)...went 4-0 with a 2.83 ERA over his final six games beginning July 28...walked just four batters in 35.0 innings (1.03 per nine innings)...yielding just one run in 4.1 innings in his second relief appearance Aug. 15 against Albuquerque...was 3-0 with a 3.54 ERA in five games in August...did not pitch during the postseason as he was recalled by Oakland when rosters expanded on Sept. 1.

**2018**—Was limited to just six starts with Oakland due to two stints on the disabled list...began the season on the DL with a strained right forearm, went 2-3 with a 7.16 ERA in six starts from June 7 to July 6 and then missed the remainder of the season with right elbow lateral epicondylitis...walked six batters in 27.2 innings, an average of 1.95 per nine innings...allowed a .303 opponents batting average, including .283 against right-handed hitters compared to .317 against left-handers...issued just one walk to a batter leading off an inning but allowed a .300 batting average in that situation...had a .327 opponents average the first time through the lineup, .222 the second time and .467 after that...yielded a .225 batting average and both of his home runs with the bases empty, .447 with runners on...began the season on the 10-day disabled list with a strained right forearm...was transferred to the 60-day DL April 5 and was sent to Single-A Stockton on a rehab assignment May 31...started that day against Modesto and had a no decision in the Ports 6-3 win (3.2 ip, 8 h, 3 r, 3 er, 1 bb, 1 so, 62 pitches)...was reinstated from the DL June 7 and allowed one run in 6.0 innings for the win that day against Kansas City...allowed a career-high eight runs in 1.1 innings in a 13-5 loss to Houston on June 13...tossed 6.1 shutout innings for the win on June 29 against Cleveland...struck out a career-high five batters against the Indians, ending a career-opening streak of 14 consecutive starts of four strikeouts or fewer and more than one inning pitched...that was the longest such streak by an A's pitcher in 86 years (21, Tony Freitas, May 31-Sept. 18, 1932)...allowed six runs on seven hits in 4.0 innings for the loss July 6 at Cleveland in his final appearance of the season...was placed on the DL July 8 retroactive to July 7.

**2017**—Made both his Triple-A and Major League debuts in 2017...spent the first three months of the season at Nashville where he went 5-6 with a 3.05 ERA in 15 games, including 14 starts...was promoted to Oakland July 1 and compiled a 3-1 record and a 3.22 ERA in 10 starts before a right hand contusion ended his season Aug. 23...struck out just 22 batters in 58.2 innings with the A's, an average of 3.38 per nine innings...that was the lowest mark in the majors among pitchers with 50 or more innings pitched...it was second lowest by an A's pitcher over the last 27 years (Saarloos, 2.99 in 2005)...went 1-1 with a 2.25 ERA and .212 opponents batting average over his first five starts through July 26...then went 2-0 despite a 4.39 ERA and .315 opponents average over his final five starts...allowed a .262 opponents batting average, including .225 against left-handed hitters compared to .294 against right-handers...logged a 1.50 ERA over the first three innings of a game, a 5.02 ERA from the fourth inning on...opponents hit .133 with runners in scoring position and two outs...had a .212 opponents average the first time through the lineup...allowed one run or fewer in five of his 10 starts and four runs or more four times...ranked second in the Pacific Coast League in ERA (3.05) and fourth in opponents batting average (.231) when he was promoted to Oakland July 1...made his Major League debut that day against Atlanta and had a no decision in the A's 4-3 loss...allowed just one unearned run in 6.0 innings of work and retired 14 of the final 16 batters he faced...tossed a career-high 7.2 innings and allowed one run in the

A's 7-4 victory at Seattle July 6 to earn his first ML win...walked one batter in each outing to become the first pitcher in Athletics history to toss six or more innings, allow one run or fewer and walk one batter or fewer in each of his first two games...is the 10th Major Leaguer to do it...was charged with his first loss in a 7-5 decision at New York (NL) July 21...combined with Dull, Casilla and Treinen on a six-hit shutout in the A's 5-0 win at Los Angeles (AL) Aug. 5...tossed 4.0 innings Aug. 16 against Kansas City to snap a career-opening streak of eight consecutive games of more than five innings pitched...that was the second-longest such streak in Oakland history to Willie Adams, who had a 10-game streak in 1996...tossed 4.0 scoreless innings in his final start Aug. 22 at Baltimore and left the game early with a right hand contusion...was placed on the 10-day disabled list Aug. 25 retroactive to Aug. 23 and missed the remainder of the season...was transferred to the 60-day DL Sept. 5...was named to the PCL Midseason All-Star team while pitching for Nashville...went 4-2 with a 1.84 ERA over his last eight starts...his opponents batting average included a .216 mark against right-handed hitters compared to .247 against left-handers...was 2-2 with a 2.08 ERA and .177 opponents average in six starts on the road...picked up his first win April 28 against New Orleans and went 1-2 despite a 1.64 ERA and .195 opponents batting average in four starts in April...put together consecutive wins for the only time on May 19 at Sacramento and May 24 against Omaha...tossed 6.0 scoreless innings against the River Cats (2 h, 2 bb, 4 so) and 7.0 scoreless innings against the Storm Chasers (5 h, 2 bb, 6 so) as part of a 14.0-inning scoreless streak from May 19 to 29...compiled a 2-1 record and a 1.75 ERA in five starts in June.

**2016**—Began the season at Double-A Tennessee in the Chicago Cubs organization and was 6-4 with a 3.17 ERA in 18 starts when he was traded to the Seattle Mariners organization July 20... was assigned to Double-A Jackson and went 3-1 with a 3.54 ERA in eight games (seven starts) with the Generals...combined for a 9-5 record and a 3.28 ERA in 26 games (25 starts) overall... surrendered just eight home runs in 143.0 innings, an average of 0.50 per nine innings...ranked fourth in the Southern League in fewest walks per nine innings (2.12), tied for fourth in games started, sixth in ERA and innings pitched and tied for eighth in wins...was named to the SL Mid-season All-Star Game after going 4-2 with a 2.53 ERA in 14 starts before the All-Star Break... opponents hit .217 with runners in scoring position...went 1-for-15 (.067) with two strikeouts as a hitter...allowed a run in his first inning of the season April 8 against Mobile...would not allow another earned run until the first inning on May 11 at Montgomery for a streak of 37.0 consecutive innings without an earned run...yielded five runs during the streak...had a 22.0-inning scoreless streak from April 8 to 23...was named SL Pitcher of the Week for the week of April 18-24 after going 2-0 in two starts (15.0 ip, 9 h, 2 r, 0 er, 3 bb, 4 so)...went 3-0 with a 0.29 ERA and .210 opponents batting average in five starts in the month of April...the ERA was second lowest in all of the minor leagues in the first month of the season...allowed just three runs (one earned) and did not allow a home run in 31.0 innings...yielded three unearned runs in 7.0 innings in his first start of May to lower his season ERA to 0.24...his ERA stood at 0.96 over his first nine starts through May 22...pitched for the North All-Stars in the Southern League All-Star Game on June 21 at Pearl, Miss. and retired the side in order in the third inning (2 so)...was traded to the Seattle Mariners with infielder Daniel Vogelbach for pitcher Mike Montgomery and minor league pitcher Jordan Pries, July 20...combined on a four-hit shutout in a 9-0 win at Birmingham Aug. 20...logged 7.0 innings and allowed just one hit...went 3-0 with a 3.74 ERA in six games in the month of August... then had a win and a 4.50 ERA (12.0 ip, 17 h, 6 r, 6 er, 2 bb, 6 so, 2 hr) in two postseason starts for Jackson...started and won Game 3 of the SL Championship Series to complete the Generals sweep of Mississippi for the SL Championship.

**2015**—Went 7-5 with a 3.11 ERA in 18 starts with Single-A Myrtle Beach in a season shortened by two stints on the disabled list...surrendered just three home runs in 89.2 innings, an average of 0.30 per nine innings...went 3-2 with a 1.31 ERA and .218 opponents average in eight starts after the All-Star Break...the Pelicans won all six of his starts in which he had a no decision and they were 13-5 (.722) in his starting assignments...allowed one run or fewer in 10 of his starts and walked one batter or fewer 12 times...had a 12-start, 66.1-inning homerless streak from April 25 to Aug. 15...was on the disabled list from June 12 to July 12 with a sprained right ankle... went 2-2 but did not allow an earned run in four of his first six starts following his return (0.55 ERA)...allowed just one run in four starts in July and was 1-1 with a 0.45 ERA...tossed 2.0 scoreless innings Aug. 29 against Wilmington and went on the DL the next day with a strained right forearm...missed the remainder of the season.

**2014**—Spent the entire season at Single-A Kane County and went 9-4 with a 3.23 ERA in 24 starts...surrendered just six home runs in 117.0 innings, an average of 0.46 per nine innings...ranked second in the Cubs farm system and 10th in the Midwest League in ERA...was named to the MWL Midseason All-Star Team...combined on a one-hit shutout in a 1-0, seven-inning win in the second game of a doubleheader at Bowling Green April 15...tossed six innings and allowed the only hit...that began a seven-start stretch from April 15 to May 22 during which he went 5-1 with a 1.56 ERA...compiled a 3-0 record and a 1.88 ERA in five starts in May...made one postseason start for Kane County and had a no decision (5.0 ip, 1 h, 7 so).

**2013**—Went 2-3 with a 3.33 ERA in 13 games, including 12 starts, with Boise of the Short-Season Single-A Northwest League...yielded a .167 average to batters leading off an inning...was 1-1 with a 1.42 ERA in five games at home...was named NWL Pitcher of the Week the first week of the season (June 17-23)...had no decisions but did not allow an earned run in two starts (10.0 ip, 4 h, 1 r, 1 bb, 12 so)...did not allow an earned run in three starts in June (15.0 ip)...struck out 20 batters and walked just two in the month...went 1-0 with a 0.75 ERA in two postseason starts...struck out 17 batters and walked just one in 12.0 innings.

**2012**—Made his professional debut with the Cubs affiliate in the Arizona Rookie League and was 2-0 with a 3.48 ERA in nine games, including six starts...allowed a .284 opponents batting average, including .214 against left-handed hitters...his debut came in a start on July 14 at the Padres (1.0 ip, 2 h, 1 r, 1 er)...his first win and strikeout came in his third appearance, which was in relief on July 24 against the Indians (2.0 ip, 1 h, 1 so)...made one postseason start and took the loss (3.0 ip, 4 h, 3 r, 3 er, 0 bb, 3 so) on Aug. 30 against the A's.

## PERSONAL/MISCELLANEOUS

Paul Blackburn was originally signed by Cubs scout Scott Fairbanks...graduated from Heritage High School in Brentwood, Calif...went 8-3 with a 1.27 ERA as a senior and tossed his first career no-hitter against Deer Valley.

## LIFETIME PITCHING RECORD

Year	Club	W	L	ERA	G	GS	CG	SHO	SV	IP	H	R	ER	HR	HB	BB	IBB	SO	WP	BK
2012	AZL Cubs	2	0	3.48	9	6	0	0	0	20.2	23	11	8	2	0	7	0	13	1	0
2013	Boise	2	3	3.33	13	12	0	0	0	46.0	41	26	17	3	1	29	0	38	3	0
2014	Kane County	9	4	3.23	24	24	0	0	0	117.0	108	48	42	6	7	31	0	75	6	0
2015	Myrtle Beach	7	5	3.11	18	18	0	0	0	89.2	89	36	31	3	6	22	0	63	6	0
2016	Tennessee	6	4	3.17	18	18	0	0	0	102.1	96	47	36	6	1	26	0	72	4	0
	Jackson	3	1	3.54	8	7	0	0	0	40.2	42	16	16	2	0	9	0	27	1	0
2017	Nashville	5	6	3.05	15	14	0	0	0	79.2	69	34	27	6	2	26	0	56	1	0
	OAKLAND	3	1	3.22	10	10	0	0	0	58.2	58	22	21	5	1	16	0	22	1	0
2018	Stockton	0	0	7.36	1	1	0	0	0	3.2	8	3	3	0	0	1	0	1	0	0
	OAKLAND	2	3	7.16	6	6	0	0	0	27.2	33	23	22	2	2	6	0	19	1	0
2019	Las Vegas	11	3	4.34	24	22	0	0	0	132.2	133	70	64	18	3	34	0	92	4	0
	OAKLAND	0	2	10.64	4	1	0	0	0	11.0	19	14	13	3	1	4	0	8	1	0
2020	OAKLAND	0	1	27.00	1	1	0	0	0	2.1	5	7	7	0	0	2	0	2	1	0
<b>Major League Totals</b>		<b>5</b>	<b>7</b>	<b>5.69</b>	<b>21</b>	<b>18</b>	<b>0</b>	<b>0</b>	<b>0</b>	<b>99.2</b>	<b>115</b>	<b>66</b>	<b>63</b>	<b>10</b>	<b>4</b>	<b>28</b>	<b>0</b>	<b>51</b>	<b>4</b>	<b>0</b>
<b>Minor League Totals</b>		<b>45</b>	<b>26</b>	<b>3.47</b>	<b>130</b>	<b>122</b>	<b>0</b>	<b>0</b>	<b>0</b>	<b>632.1</b>	<b>609</b>	<b>291</b>	<b>244</b>	<b>46</b>	<b>20</b>	<b>185</b>	<b>0</b>	<b>437</b>	<b>26</b>	<b>0</b>

## CAREER TRANSACTIONS

**2012** — Selected by the Chicago Cubs organization as a supplemental pick following the first 1st round of the First-Year Player Draft (56th selection overall). **2016** — Traded to the Seattle Mariners with infielder Daniel Vogelbach for pitcher Mike Montgomery and minor league pitcher Jordan Pries, July 20. Traded to the Oakland Athletics for infielder Danny Valencia, November 12. **2017** — On the disabled list, August 23 to November 5. **2018** — On the disabled list, March 26 to June 6; included rehabilitation assignment to Stockton, May 31 to June 6. On the disabled list, July 7 to October 28.

## BLACKBURN'S CAREER BESTS

**Low Hit Complete Game:** None

**Innings Pitched:** 7.2, July 6, 2017 at Seattle. As reliever: 5.0, September 9, 2019 at Houston


**Strikeouts:** 5, June 29, 2018 vs. Cleveland. As reliever: 3, September 14, 2019 at Texas

**Pitches:** 112, August 5, 2017 at Los Angeles (AL). As reliever: 76, September 9, 2019 at Houston

**Longest Winning Streak:** 3, July 31, 2017 to June 7, 2018

**Longest Losing Streak:** 4, July 6, 2018 to present

**Longest Scoreless Streak:** 8.0, July 1 to 6, 2017

**RIGHT-HANDED PITCHER****Height/Weight:** 5-10 / 150**Bats/Throws:** Right / Right**Birthdate:** January 7, 1993**Opening Day Age:** 28**Birthplace/Resides:** Gunnison, Utah / Overland Park, Kansas**Major League Service:** None**Obtained:** Signed to a minor league contract, November 5, 2020**Contract Status:** First year of a one-year contract through 2021 [Updated Stats](#)**NON-ROSTER INVITEE****CAREER HIGHLIGHTS**

Was originally selected by the New York Mets organization in the 29th round of the 2014 First-Year Player Draft and pitched five seasons in the Mets farm system...was 21-9 with 16 saves and a 2.38 ERA and .178 opponents batting average in 136 games, including six starts...struck out 284 batters in 211.2 innings, an average of 12.08 per nine innings...surrendered just 10 home runs...did not pitch in 2016 following surgery or 2020 after the cancellation of the minor league season...pitched for Scottsdale in the Arizona Fall League in 2018.

**2020 HIGHLIGHTS**

Was a non-roster invitee with the New York Mets during Spring Training and posted a 2.70 ERA and .091 batting average in four relief appearances...walked five batters in 3.1 innings...was added to the Mets 60-man player pool July 12 but was never called up to New York.

**CAREER**

**2019**—Split the season between Double-A Binghamton and Triple-A Syracuse where he went 8-2 with six saves and a 2.60 ERA...had 28 walks and 70 strikeouts in 55.1 innings over 40 appearances...recorded six saves and pitched to a 5-2 record with a 2.72 ERA in 28 games with Binghamton.

**2018**—Appeared in 39 games between Single-A St. Lucie and Double-A Binghamton...went 5-3 with two saves, a 2.70 ERA, 30 walks and 65 strikeouts in 50 innings...was promoted to Binghamton after posting a 1.90 ERA in 17 games with St. Lucie...following the season, played for Scottsdale in the Arizona Fall League...appeared in nine games and owned a 2.70 ERA.

**2017**—Struck out 13.02 batters per nine innings, the highest ratio of any reliever in the South Atlantic League...had the lowest opponents batting average (.185) and the fewest base runners per 9.0 innings among relievers in the South Atlantic League.

**2016**—Missed the entire season while recovering from an olecranon fracture that required a screw to be placed into his elbow.

**2015**—Did not pitch after July 22 after having surgery to reposition the ulnar nerve in his pitching elbow.

**2014**—Went 2-0 with a 1.52 ERA in 11 relief appearances in his professional debut with Rookie Level Kingsport.

**PERSONAL/MISCELLANEOUS**

Matthew Izol Blackham was originally signed by Mets scout Jarrett England...graduated from Olathe Northwest (KS) High School...attended Middle Tennessee State University after transferring from Johnson County (KS) Community College...earned second team All-Jayhawk League honors for Johnson County Community College.

## LIFETIME PITCHING RECORD

Year	Club	W	L	ERA	G	GS	CG	SHO	SV	IP	H	R	ER	HR	HB	BB	IBB	SO	WP	BK
2014	Kingsport	2	0	1.42	11	0	0	0	0	19.0	10	6	3	2	0	9	0	25	6	0
2015	Brooklyn	2	2	3.82	6	6	0	0	0	30.2	25	16	13	0	1	12	0	42	1	0
2016	Brooklyn	(Injured — Did Not Pitch)																		
2017	Columbia	4	2	1.43	40	0	0	0	8	56.2	37	11	9	0	2	19	0	82	4	0
2018	St. Lucie	4	1	1.90	17	0	0	0	2	23.2	11	5	5	1	1	13	0	29	4	0
	Binghamton	1	2	3.42	22	0	0	0	0	26.1	18	12	10	2	1	17	1	36	2	0
2019	Binghamton	5	2	2.72	28	0	0	0	6	39.2	21	16	12	4	0	21	3	59	4	0
	Syracuse	3	0	2.30	12	0	0	0	0	15.2	10	4	4	1	2	7	0	11	4	0
2020	(Minor League Season Canceled — Did Not Pitch)																			
<b>Minor League Totals</b>		<b>21</b>	<b>9</b>	<b>2.38</b>	<b>136</b>	<b>6</b>	<b>0</b>	<b>0</b>	<b>16</b>	<b>211.2</b>	<b>132</b>	<b>70</b>	<b>56</b>	<b>10</b>	<b>7</b>	<b>98</b>	<b>4</b>	<b>284</b>	<b>25</b>	<b>0</b>

## CAREER TRANSACTIONS

**2014** — Selected by the New York Mets organization in the 29th round of the First-Year Player Draft. **2020** — Elected free agency, November 1; signed by the Oakland Athletics to a minor league contract, November 5.

**OUTFIELDER****Height/Weight:** 6-2 / 180**Bats/Throws:** Switch / Right**Birthdate:** January 15, 1994**Opening Day Age:** 27**Birthplace/Resides:** Atlanta, Georgia / Ormond Beach, Florida**Major League Service:** 18 days**Obtained:** Selected in the 4th round of the 2015 First-Year Player Draft**Contract Status:** First year of a one-year contract through 2021[Updated Stats](#)**CAREER HIGHLIGHTS**

Was selected by Oakland in the 4th round of the 2015 First-Year Player Draft and went 1-for-10 (.100) in five games with the A's in 2019 in his Major League debut...is a .249 (427-for-1714) hitter with 54 home runs and 252 RBI in 480 games in five seasons in the minors...has played exclusively in the outfield, including 348 games in center field, 74 in right field and 17 in left field...was named an A's Organization All-Star by MiLB.com in 2018...was a California League Midseason All-Star in 2017 and 2018 and a Midwest League Midseason All-Star in 2016...played for Mesa in the Arizona Fall League in 2018.

**2020 HIGHLIGHTS**

Hit .222 and walked five times in 11 games during the spring for a .391 on-base percentage...was optioned to Triple-A Las Vegas March 7 and added to the A's 60-man player pool on June 29...was never on the Taxi Squad and did not play in 2020...had left shoulder surgery on Nov. 5 at the Kerlan-Jobe Clinic in Los Angeles...the surgery was performed by Dr. Neal ElAttrache.

**CAREER**

**2019**— Made his Triple-A and Major League debut in 2019...went 1-for-10 (.100) with a double, walk and three strikeouts in five games over three stints with Oakland...appeared in three games (one start) in center field and one game (one start) in right field...was also 1-for-3 with a double as a pinch hitter...was recalled for the first time on May 3 and made his debut that night at Pittsburgh...pinch hit in the seventh inning and popped out to first in his first career at-bat...remained in the game in center field and finished the night 0-for-2 with a strikeout...collected his first hit the next day against the Pirates with a pinch-hit double off Keone Kela in the seventh inning...was 1-for-4 in three games when he was optioned back to Las Vegas May 7...returned on May 24, went 0-for-3 with a walk in his first start in right field on May 26 at Seattle, and was sent back to the Aviators June 1...was recalled a final time Sept. 26 and went 0-for-3 in a start in center field in the final game of the season at Seattle...batted a career-high .269 with 11 home runs and 61 RBI in 89 games in his Triple-A debut with Las Vegas...also had a career-high .350 on-base percentage...was hitting .325 with six home runs and 27 RBI in 22 games at the time of his first promotion to Oakland on May 3...batted .249 with five home runs and 34 RBI in 67 games after that...had a .272 batting average, 10 of his 11 home runs and 33 of his 37 walks against right-handed pitching compared to .261 against left-handers...had an .874 OPS against righties, .650 against lefties...hit nine of his 11 home runs with runners on base...batted .323 with runners in scoring position...hit .313 with four home runs and 15 RBI in 15 day games, .261 with seven home runs and 46 RBI in 74 games at night...batted .318 before the All-Star Break, .160 after the break...had a .215 batting average when leading off an inning...started 38 games in right field, 36 in center field, seven in left field and three at designated hitter...committed three errors in 83 games overall in the outfield (.984 fielding percentage) and had four assists...hit in every spot in the order except fourth and saw his most action with 39 games batting seventh...had his first of three four-RBI games April 14 against Fresno (also April 21 at Fresno and June 20 vs. Sacramento)...had 16 RBI over a seven-game stretch from April 14 to 22...was a perfect 4-for-4 with a walk, two doubles and two RBI April 22 at Fresno, giving him a .362 batting average over his first 15 games...homered in three straight games from April 26 to 28...capped the streak with the third two-homer game of his career on April 28 against El Paso...batted .333 with six home

runs and 27 RBI in 21 games in the month of April...also had eight doubles and a triple (.692 slugging percentage), and walked nine times (.409 on-base percentage)...was recalled by Oakland the first time on May 3 but was sent back to Las Vegas May 7...went 0-for-5 with a career-high five strikeouts May 10 against Salt Lake...was hitting .282 in 12 games during his second stint with the Aviators when the A's called again on May 24...was optioned back to Las Vegas June 1 and hit .242 with five home runs and 31 RBI over his final 55 games at Triple-A...had a season-best seven-game hitting streak from June 13 to 21...went 11-for-32 (.344) with 11 RBI during the streak...batted .329 with 17 RBI in 19 games in June...was placed on the injured list the first time July 25 with a strained left wrist...was reinstated Aug. 2, went 4-for-14 (.286) with a home run and four RBI in five games, and returned to the IL Aug. 8 with a concussion...was reinstated Aug. 18 and went 3-for-46 (.065) with seven walks over his final 14 regular season games...then went 5-for-17 (.294) with four runs, two doubles, three home runs, six RBI and three walks in five postseason games for Las Vegas...played in his final game on Sept. 8 but was recalled by Oakland on Sept. 26 following an injury to Mark Canha.

**2018**—Began the season at Double-A Midland but also had a 46-game stay with Single-A Stockton from April 23 to June 16...combined with both clubs to hit .260 with 19 home runs and 69 RBI in 124 games...had career-highs in slugging (.474), games, at bats (454), hits (118), doubles (26), home runs, RBI, extra base hits (52) and walks (58) and matched his best in triples (7) and stolen bases (19)...ranked second in the A's farm system in home runs, third in extra base hits, fourth in walks and fifth in RBI...was named an A's Organization All-Star by mlb.com...was also named to the California League Midseason All-Star Game for the second consecutive season but did not play as he was sent back to Midland before the game...batted .265 with 17 of his 19 home runs against right-handed pitching compared to .243 against left-handers...slugged .507 against righties, .364 against lefties...had a .313 batting average in the eighth inning or later...appeared in 95 games in center field, 19 in right field and four in left field...committed five errors in 115 games overall in the outfield for a .983 fielding percentage...had seven assists...hit in every spot in the batting order and saw his most action with 34 games batting third (all at Stockton)...started the year with Midland and was hitting .133 in 11 games when he was transferred to Stockton April 23...reached base safely in 25 consecutive games from May 4 to June 1, which tied for the fourth-longest reaching base streak in the California League...hit .287 with a .431 on-base percentage during the streak...had a grand slam May 25 at Lancaster...had his lone two-homer game of the season May 30 against Modesto...finished May with a .271 batting average but walked 18 times for a .402 on-base percentage...was hitting .266 with nine home runs, 32 RBI and a .382 on-base percentage in 46 games with Stockton when he was sent back to Midland June 17...batted .279 with 10 home runs and 35 RBI in 67 games during his second stint at Double-A and hit .256 with 10 home runs and 37 RBI in 78 games overall with the RockHounds...hit safely in a season-high nine consecutive games from July 29 to Aug. 8 (14-for-35, .400)...scored a run in each of the final eight games of that streak (10 runs total)...was named Texas League Batter of the Week for the week of July 30-Aug. 5 after going 11-for-29 (.379) with nine runs scored, two doubles, one triple, three home runs and 12 RBI in seven games...homered in three consecutive games from Aug. 3-5 and Aug. 24-26...hit .351 with eight home runs and 19 RBI in August, all of which were his best single-month marks of 2018...18 of his 33 hits in the month were for extra bases (nine doubles, one triple) and he slugged .723...walked seven times for a .402 on-base percentage...led the TL in batting, slugging, home runs and extra base hits (18) in August, tied for second in doubles, ranked third in RBI, fourth in hits (33) and fifth in on-base percentage...played for Mesa in the Arizona Fall League following the season and hit .247 with two home runs and 12 RBI in 19 games...walked 12 times for a .353 on-base percentage and stole seven bases...tied for the AFL lead in triples (4) and tied for third in extra base hits (10).

**2017**—Spent the entire season at Single-A Stockton and hit .243 with 15 home runs and 66 RBI in 114 games...had career highs in runs (76), triples (7) and strikeouts (134)...ranked seventh in the California League in walks (53), tied for seventh in triples and 10th in runs...was named to the CL Midseason All-Star team...tied for third in the A's farm system in triples and ranked fifth in runs and extra base hits (46)...hit all 15 of his home runs against right-handed pitchers...was 6-for-15 (.400) with two home runs and 18 RBI with the bases loaded...appeared in 107 games in center field, three in left field and two in right field...committed five errors for a .981 fielding percentage...batted leadoff 60 times...was hitting .304 in nine games when he was placed on the





## BEN BRACEWELL

64



### RIGHT-HANDED PITCHER

**Height/Weight:** 6-0 / 200

**Bats/Throws:** Right / Right

**Birthdate:** September 19, 1990

**Opening Day Age:** 30

**Birthplace/Resides:** Birmingham, Alabama / Chelsea, Alabama

**Major League Service:** None

**Obtained:** Signed as a non-drafted free agent, July 24, 2014

**Contract Status:** First year of a one-year contract through 2021

 [Updated Stats](#)

### NON-ROSTER INVITEE

### CAREER HIGHLIGHTS

Signed by the A's as a non-drafted free agent in 2014 and is 30-22 with 15 saves and a 3.51 ERA in 180 games, including 56 starts, in six professional seasons...began his career with 68 relief appearances and then made 55 starts over a 69-game span from June 17, 2016 through the 2018 season...made just one start among his 43 appearances in 2019.

### 2020 HIGHLIGHTS

Was a non-roster invitee with the A's during the spring and went 1-1 with a 13.50 ERA in three relief appearances...was not on the A's original 60-man player pool but was added on July 23 when Daniel Gossett was designated for assignment...did not pitch in 2020.

### CAREER

**2019**—Returned to the bullpen in 2019 after he was used exclusively as a starter in 2018...began the season at Double-A Midland and made two relief appearances before he was transferred to Triple-A Las Vegas April 12...spent the remainder of the season with the Aviators and was a combined 1-3 with two saves and a 2.96 ERA in a career-high tying 43 games, including one start...surrendered just four home runs in 76.0 innings, an average of 0.47 per nine innings...struck out 74 but walked 41 (4.86 per nine innings)...his ERA improved each month of the season as he had a 4.91 ERA in April, 3.15 in May, 3.00 in June, 2.77 ERA in July and 1.26 in August...posted a 3.73 ERA in 28 games before the All-Star Break, a 1.42 ERA in 15 appearances after the break...allowed a .243 opponents batting average, including .230 against left-handed hitters compared to .251 against right-handers...opponents hit .213 when leading off an inning but he issued 12 walks for a .342 on-base percentage...yielded a .230 average with runners in scoring position...all four of the home runs he surrendered came with runners on base...with Las Vegas, had a 3.86 ERA and three of his four home runs at home compared to a 2.34 ERA on the road...tossed at least one inning in 40 of his 41 outings, including two or more 25 times...did not allow a run in two outings with Midland (4.0 ip), including April 9 at Amarillo when he struck out a season-high four batters...was promoted to Las Vegas April 12 and did not allow a run in his first two games with the Aviators (3.2 ip)...walked a career-high tying five batters in 1.2 scoreless and hitless innings at Sacramento on April 17 (also Aug. 16, 2017 at Memphis)...made his only start of the season April 22 at Fresno and allowed five run on four hits and two walks in 2.0 innings...ended up with a no decision in a 9-7 Aviators win...tossed a season-high 3.2 innings in the second game of a doubleheader at Salt Lake May 19...posted a 1.54 ERA over his final 22 contests beginning June 17...surrendered a season-high six runs in 1.0 inning June 29 against Reno but all six runs were unearned...picked up his first save of the season July 2 against Reno, despite allowing two runs in an inning of work...allowed two runs in 1.1 innings July 13 against Salt Lake for his second save...matched his season high with four strikeouts in 2.0 innings and tossed a season-high 57 pitches on Aug. 4 against Oklahoma City...finished the regular season with a 10.0-inning scoreless streak beginning Aug. 12...then tossed three scoreless outings for Las Vegas in the postseason (4.2 ip, 2 h, 2 bb, 7 so), picking up the win in Game 1 of the Pacific Coast League Semifinals.

**2018**—Spent most of the season at Double-A Midland where he went 5-7 with a 3.03 ERA in 17 starts...also went 2-3 with a 4.12 ERA during an eight-start stint with Triple-A Nashville and combined for a 7-10 record and a 3.31 ERA in 25 starts overall...it was the first season he was used

exclusively as a starter...struck out 127 and walked just 29 for a strikeout-to-walk ratio of 4.38...averaged 1.75 walks per nine innings...the strikeouts, games started and losses were all career highs, as were his complete games (2), innings pitched (149.1), hits (142), home runs (13) and hit batters (13)...ranked fourth in the A's farm system in innings pitched, fifth in strikeouts and sixth in ERA...allowed a .250 opponents batting average, which broke down to .221 against right-handed hitters compared to .287 against left-handers...went 3-2 with a 2.09 ERA over his final 10 starts...walked one batter or fewer in 16 of his 25 starts...tossed a career-high 8.0 scoreless innings and allowed just four hits and no walks in a 6-1 win at Frisco on May 7...it was his first of five outings of 8.0 innings...did not allow a run in his next start May 14 against Frisco (7.1 ip) and had a 19.1-inning scoreless streak from May 7-20...logged his first career complete game in the RockHounds 6-1 loss at Northwest Arkansas on May 26...allowed 12 hits, walked one and struck out seven...went 2-2 with a 2.97 ERA and .206 opponents batting average in five starts in May...was 3-5 with a 3.60 ERA in nine starts at Midland when he was moved up to Nashville May 30...went 2-3 with a 4.12 ERA in eight starts with the Sounds before returning to Double-A July 17...compiled a 2-2 record and a 2.45 ERA over his final eight starts...walked one batter or fewer in each of his final nine starts beginning July 16 (7 bb in 63.0 ip, 1.00 per nine innings)...tossed his second career complete game July 29 at Corpus Christi, also a loss (6 h, 4 r, 3 er, 1 bb, 9 so)...was named Texas League Pitcher of the Week for the week of Aug. 20-27 after striking out a career-high 10 batters in 8.0 scoreless innings at Corpus Christi Aug. 23...also fanned 10 in his next start Aug. 29 against San Antonio...was 1-0 with a 2.38 ERA in five starts in August.

**2017**—Pitched at Double-A Midland and Triple-A Nashville and combined for a 7-3 record and a 5.35 ERA in 28 games, including 20 starts...his ERA was a career high as were his 73 runs allowed and 45 walks...surrendered just eight home runs in 112.2 innings, an average of 0.64 per nine innings...was 2-1 with a 6.30 ERA in 15 games, eight starts, in two stints with Midland and 5-2 with a 4.60 ERA in 13 games, 12 starts, with Nashville...allowed a .293 opponents batting average, including .284 against left-handed hitters compared to .299 against right-handers...was 5-3 with a 5.98 ERA in his 20 starts, 2-0 with a 3.20 ERA in eight relief appearances...recorded six of his seven wins following a loss...began the year at Midland and was 2-1 with a 6.30 ERA in 15 games, including eight starts, when he was transferred to Nashville June 23...started and lost at Oklahoma City on June 24 (4.0 ip, 3 h, 3 r, 3 bb, 4 so) and was sent back to Midland June 27...did not appear in a game for the RockHounds before returning to Triple-A June 30...spent the balance of the season with the Sounds, going 5-1 with a 4.91 ERA in 12 games, 11 starts...went 1-0 with a 2.25 ERA over his first three starts before allowing a career-high 10 runs on a career-high 13 hits in a 2.2 innings in a 16-7 loss at Iowa July 18...won four consecutive starts from Aug. 10-27 and posted a 2.16 ERA and .188 opponents batting average over that span...did not allow a run in consecutive starts on Aug. 21 against Iowa (6.0 ip) and Aug. 27 against Round Rock (7.0 ip) as part of a 15.0-inning scoreless streak from Aug. 21-Sept. 1.

**2016**—Began the season at Single-A Stockton and was 1-1 with a save and a 12.60 ERA in five relief appearances when he was moved up to Double-A Midland April 27...went 8-3 with two saves and a 2.14 ERA in 29 games with the RockHounds, including the first 10 starts of his professional career...combined for a 9-4 record, three saves and a 2.70 ERA in 34 games, including 10 starts...the wins were a career high and the ERA was a career low...surrendered just four home runs in 98.1 innings (0.37 per nine innings)...tied for fifth in the A's farm system in wins and ranked seventh in ERA...allowed a .229 opponents batting average, including .190 with runners in scoring position...was 2-0 with a two saves and a 1.83 ERA in nine relief appearances in May...had a five-game winning streak from June 13 to Aug. 6 (1.43 ERA and .211 opponents batting average)...made his first professional start June 17 in the second game of a doubleheader against San Antonio and tossed 4.0 scoreless innings in a no decision (1 h, 2 bb, 1 so)...went 2-0 with a 1.00 ERA in six games, including two starts, in July...made one postseason start for the RockHounds and had a no decision a 7-5 win over Corpus Christi in Game 3 of the TL Semifinals on Sept. 9 (3.2 ip, 8 h, 5 r, 5 er, 1 bb, 3 so).

**2015**—Spent the entire season at Single-A Stockton and went 6-2 with a career-high seven saves in a career-high 43 appearances...allowed a career-low .223 opponents batting average...struck out 54 and walked just 12 for a strikeout-to-walk ratio of 4.50...averaged 1.93 walks per nine innings...ranked eighth in the A's farm system in saves...yielded a .176 average with runners in

scoring position...was credited with his first professional win May 10 at San Jose (2.0 ip, 2 so)... was on the disabled list from May 30 to June 6 with right biceps tendinitis...went 2-0 with a 1.54 ERA in 12 appearances in August...logged a 10.80 ERA in two postseason appearances (1.2 ip, 3 h, 2 r, 2 er, 1 so, 1 hr).

**2014**—Made his professional debut with the A's affiliate in the Arizona Rookie League and compiled a 0.90 ERA and .143 opponents batting average in seven relief appearances...saved three games and did not allow a home run in 10.0 innings...opponents were 0-for-11 with runners in scoring position...allowed a run in 2.0 innings in his debut July 28 at the Giants.

### PERSONAL/MISCELLANEOUS

Benjamin Albert Bracewell...is married, Katherine...graduated from Briarwood Christian High School in Birmingham, Ala....played collegiately at Mississippi State University where he was 4-7 with a 2.51 ERA in 66 games, including 12 starts, in four seasons...was a five-time SEC Academic Honor Roll selection...went undrafted as a senior and began his professional career with the River City Rascals of the Frontier League...went 1-0 with a 7.56 ERA in four starts before signing with the A's.

### LIFETIME PITCHING RECORD

Year	Club	W	L	ERA	G	GS	CG	SHO	SV	IP	H	R	ER	HR	HB	BB	IBB	SO	WP	BK
2014	AZL A's	0	0	0.90	7	0	0	0	3	10.0	5	1	1	0	1	3	0	9	1	0
2015	Stockton	6	2	2.89	43	0	0	0	7	56.0	45	19	18	5	2	12	0	54	3	0
2016	Stockton	1	1	12.60	5	0	0	0	1	5.0	6	8	7	0	1	3	0	5	0	0
	Midland	8	3	2.14	29	10	0	0	2	88.1	70	23	21	4	9	25	0	59	5	0
2017	Midland	2	1	6.30	15	8	0	0	0	50.0	61	35	35	5	3	22	0	29	2	0
	Nashville	5	2	4.60	13	12	0	0	0	62.2	69	38	32	3	2	23	0	44	2	0
2018	Midland	5	7	3.03	17	17	2	0	0	110.0	101	44	37	9	11	16	0	98	5	0
	Nashville	2	3	4.12	8	8	0	0	0	39.1	41	21	18	4	2	13	0	29	0	1
2019	Midland	0	0	0.00	2	0	0	0	0	4.0	1	0	0	0	1	3	0	4	0	0
	Las Vegas	1	3	3.13	41	1	0	0	2	72.0	69	40	25	4	4	38	1	70	3	0
2020	(Minor League Season Canceled — Did Not Pitch)																			
<b>Minor League Totals</b>		<b>30</b>	<b>22</b>	<b>3.51</b>	<b>180</b>	<b>56</b>	<b>2</b>	<b>0</b>	<b>15</b>	<b>497.1</b>	<b>468</b>	<b>229</b>	<b>194</b>	<b>34</b>	<b>36</b>	<b>158</b>	<b>1</b>	<b>401</b>	<b>21</b>	<b>1</b>

### CAREER TRANSACTIONS

**2014** — Signed by the Oakland Athletics as a non-drafted free agent, July 24.

**OUTFIELDER/FIRST BASEMAN****Height/Weight:** 6-1 / 223**Bats/Throws:** Left / Left**Birthdate:** July 13, 1992**Opening Day Age:** 28**Birthplace/Resides:** Klamath Falls, Oregon/ Bend, Oregon**Major League Service:** 104 days**Obtained:** Selected in the 19th round of the 2015 First-Year Player Draft**Contract Status:** First year of a one-year contract through 2021
[@MrBrown 12](#)
[Updated Stats](#)
**CAREER HIGHLIGHTS**

Was selected by the A's in the 19th round of the 2015 First-Year Player draft and was hitting .274 with 92 home runs and 391 RBI in 573 games over five seasons in the minors before making his Major League debut late in 2019...is a .275 hitter with no home runs and 13 RBI in 33 games in two seasons with Oakland...ranked second in all of minor league baseball with 37 home runs with Triple-A Las Vegas in 2019...led the Texas League and tied for ninth in the minors with 39 doubles in 2018...was named to the California League Midseason All-Star team in 2017 and the New York-Penn League Midseason All-Star team in 2015.

**2020 HIGHLIGHTS**

Went 0-for-5 with two strikeouts in seven games over three stints with Oakland...all five of his plate appearances came against right-handed pitchers...made just one start and went 0-for-2 as the A's designated hitter on Aug. 2 at Seattle...was 0-for-3 with two strikeouts as a pinch hitter...appeared in three games on defense, all at first base...finished the 2019 season with a 0-for-19 streak and now has a career-high 24 at bat hitless streak dating back to his last hit on Sept. 17, 2019...was on the A's Opening Day roster and went 0-for-3 in three games before he was optioned to the A's alternate site Aug. 6 when rosters were reduced to 28...was on the A's Taxi Squad for each of the remaining road trips and was added to the active roster twice...recalled a second time on Aug. 25 when Chad Pinder went on the paternity list and struck out as a pinch hitter Aug. 29 in the second game of the doubleheader at Houston...was optioned back to the alternate site Aug. 31 but returned to Oakland on Sept. 12 when Matt Chapman went on the injured list...went 0-for-1 in three games before he was optioned Sept. 17...was on the Taxi Squad for the postseason.

**CAREER**

**2019**—Made his Triple-A and Major League debut in 2019...was batting .297 with 37 home runs and 104 RBI in 112 games with Las Vegas when he was selected by Oakland Aug. 26...went on to hit .293 with no home runs and 13 RBI in 26 games with the A's...batted .417 with nine RBI and a 1.073 OPS over his first 10 games, .179 with four RBI and a .580 OPS over his final 16 contests...made 16 of his 17 starts in games in which the opponent started a right-handed pitcher...hit .311 with all 10 of his extra base hits, all seven of his walks and 12 of his 13 RBI against righties, .214 against left-handers...had a .900 OPS against righties, .429 against lefties...batted .300 with runners in scoring position, including .455 with RISP and two outs...hit .400 when leading off an inning...started 16 games in left field and one at first base...did not commit an error in 23 games overall in the outfield or four at first base...had two assists as an outfielder...was 1-for-6 (.167) with a double, RBI and four strikeouts in six pinch hitting appearances...made nine starts hitting fifth, seven batting sixth and one hitting eighth...made his Major League debut with a start in left field on Aug. 26 at Kansas City and went 2-for-6 with a RBI...singled in the second inning off Brad Keller for his first ML hit and had a RBI single in his next at bat in the third inning for his first RBI...had a career-high four hits Aug. 29 at Kansas City in his fourth big league game...became the first Athletic with a four-hit game before his fifth career game since Doug Jennings went 4-for-4 in his fourth game on April 13, 1988...then went 3-for-3 with a career-high three RBI the next day at New York (AL), giving him in a hit in seven consecutive bats...entered the game in the sixth inning and became the first A's player with at least three hits and three RBI in a game he did not start

since Billy Hitchcock went 4-for-4 with four RBI on Sept. 5, 1951...had 10 hits over his first five games through Aug. 30, which are the most in Oakland history and the most by an Athletic since Spook Jacobs had 10 in his first five games for the 1954 Philadelphia A's...had two triples Sept. 3 against Los Angeles (AL) to tie the Oakland single-game record (12th time, last: Matt Chapman at Texas, July 26, 2018)...it was the first two-triple game in the Coliseum since May 12, 2007 (Josh Barfield, TOR) and the first by an Athletic since Aug. 3, 2002 (Mark Ellis vs. Detroit)...doubled in the seventh inning Sept. 17 against Kansas City but that would be his final hit of the season... finished the season on a 0-for-19 streak...went 0-for-4 with a career-high four strikeouts Sept. 22 against Texas...had made each of his first 16 starts in left field before starting at first base in the final game of the season on Sept. 29 at Seattle...pinch hit for Sean Murphy in the fourth inning of the AL Wild Card game on Oct. 2 against Tampa Bay in Oakland and grounded into a fielders' choice...was named the A's Organizational Hitter of the Year and Most Valuable Player for Las Vegas after hitting a career-high 37 home runs...that was second most in all of minor league baseball to the Diamondbacks Kevin Cron (39)...it tied for third most in Oakland history by a minor leaguer and was two short of the record of 39 by Chris Carter in 2008 and Adam Piatt in 1999...it ranks second all-time in Las Vegas franchise history (44, Phil Hiatt in 2001)...was third in the minors in extra base hits (72) and total bases (286), tied for fifth in runs (101) and sixth in RBI (104)...ranked second in the Pacific Coast League in home runs, extra base hits and total bases, tied for third in runs, fourth in RBI and slugging (.634) and seventh in OPS (.986)...in addition to home runs, he also had career highs in batting (.297), slugging, OPS, runs and extra base hits and matched his best in on-base percentage (.352)...led the A's farm system in runs, home runs, RBI and extra base hits, ranked second in slugging, third in OPS, tied for fifth in doubles (29), sixth in batting and hits (134) and tied for eighth in triples (6)...was 8-for-9 (88.9%) in stolen base attempts...had a .277 batting average with 18 home runs, 59 RBI and an .887 OPS in 73 games at the All-Star Break...then hit .335 with 19 home runs, 45 RBI and a 1.170 OPS in 39 games after the break...hit .308 with a 1.017 OPS against right-handed pitchers compared to .262 with an .889 OPS against left-handers...batted .299 with 19 home runs at home, .295 with 18 home runs on the road...had a .319 batting average and 10 home runs when leading off an inning...hit .279 with runners in scoring position, including .234 with RISP and two outs...started 61 games at first base, 26 at designated hitter, 14 in left field and eight in right field...committed seven errors as a first baseman for a .987 fielding percentage...also had one error as a right fielder...hit .328 as a first baseman, .278 as an outfielder and .238 as the designated hitter...batted clean-up in 103 games but hit in every spot in the order except second and ninth...scored a run in each of his first nine games and batted .382 with 13 runs, four home runs and 15 RBI over that season-opening stretch...capped the streak with his first career three-homer game April 15 against Fresno...also drove in a career-high six runs...homered twice two days later at Sacramento...hit .319 with nine home runs and 23 RBI in 22 games in April...grounded into his third and final double play of the season May 19 at Salt Lake and finished the season with a 77-game streak without a GIDP...went 4-for-4 with a walk and two doubles May 27 at Reno...went 0-for-5 with five strikeouts on June 21 against Sacramento...hit .447 with 14 runs, seven doubles, a triple, two home runs and 14 RBI over a 10-game stretch from June 23 to July 2...matched his career high with four hits July 20 at Salt Lake...was named PCL Player of the Week for the week of July 22-28 when he went 12-for-25 (.480) with 12 runs scored, eight home runs, 13 RBI and five walks in six games...that included two homer games on July 23 against El Paso and July 27 and 28 at El Paso...homered in four straight games from July 25 to 28...batted .344 with nine home runs and 21 RBI in 23 games in July...it was his highest single-month average in 2019...also walked 13 times for a .425 on-base percentage...then hit .321 with 10 home runs and 27 RBI in 22 games in August...it was the second time in his career he hit 10 or more home runs in a month (12 with Stockton in August of 2017)...went 3-for-4 with a double, two home runs and five RBI Aug. 12 at Omaha...hit safely in each of final nine games with Las Vegas, which was his longest hitting streak of the season... went 15-for-35 (.429) with 10 runs, four doubles, three home runs and nine RBI over that stretch, which began on Aug. 16...had his seventh and final multi-homer game of the season Aug. 19 against Reno when he went 2-for-4 with two RBI...was selected by Oakland Aug. 26.

**2018**—Made his Double-A debut at Midland and batted .283 with 14 home runs and 90 RBI in 131 games...had career highs in hits (142) and doubles (38)...led the Texas League and tied for ninth in all of the minors in doubles...also tied for the TL lead in extra base hits (55), ranked second in RBI, tied for second in total bases (228), tied for sixth in hits, tied for eighth in walks (47)

and ninth in slugging (.454)...led the A's farm system in doubles, ranked second in RBI, extra base hits and total bases, fourth in hits, tied for sixth in home runs, seventh in slugging and ninth in batting and runs (66)...was successful in all five of his stolen base attempts...batted .294 with eight home runs in 337 at bats against right-handed pitchers compared to .261 with six home runs in 165 at bats vs. left-handers...hit .331 with runners in scoring position...batted .328 with a .935 OPS at home compared to .240 with a .664 OPS on the road...started 113 games at first base, seven in right field and four in left field...had three assists in 12 games overall in the outfield...committed 12 errors as a first baseman for a .988 fielding percentage...hit in every spot in the order except first and second and saw his most time with 52 games batting fourth and 46 batting fifth...had his lone two-homer game of the season April 7 against Springfield...had a season-high 11-game hitting streak from April 29 to May 11 (18-for-44, .409)...hit .359 over a 25-game stretch from May 23 to June 20...batted .311 with 23 RBI in 27 games in May and then hit .337 in June...matched his season-high with an 11-game hitting streak from June 11 to 22 (19-for-45, .422)...collected three doubles Aug. 5 against San Antonio and drove in a season-high tying four runs...matched his career high with four hits Sept. 1 against Frisco and had his fifth four-RBI game of the season.

**2017**—Spent the entire season at Single-A Stockton for the second consecutive year and hit .270 with 30 home runs and a career-high 109 RBI in a career-high 135 games...also had career highs in triples (7), at bats (518) and strikeouts (146)...led the California League in home runs, RBI and total bases (262)...the RBI were third most in all of the minors and the home runs tied for 10th...also ranked second in the CL in slugging (.506) and extra base hits (55)...was named to the Cal League Midseason All-Star team...led the A's farm system in total bases, ranked second in home runs, RBI, runs, extra base hits and slugging, tied for third in triples and fourth in hits and walks...hit .355 with 16 home runs and 44 RBI over his final 32 contests...batted .319 with runners in scoring position...started 109 games in right field, 18 at first base and three in center field...had 13 assists in 114 games overall in the outfield...had his first career two-homer game May 14 at Lancaster...his second came on Aug. 8 against San Jose...made his first career appearance as a pitcher on May 19 against Lake Elsinore (0.2 ip, 1 h)...started at designated hitter for the North in the California League All-Star Game on June 20 and went 1-for-4 with a double and a RBI...drove in five runs July 15 against Inland Empire...homed in 10 of his final 15 games beginning Aug. 19 and hit .439 with 10 home runs and 29 RBI over that span...homed in five straight games from Aug. 19 to 24 and four straight from Aug. 31 to Sept. 3...had three five-RBI games over a 10-game stretch in late August...was named Cal League Player of the Week for the week of Aug. 21-27 after going 12-for-24 (.500) with five runs, four home runs, 11 RBI, three walks and a 1.540 OPS in six games...drew a career-high four walks Aug. 30 vs. Visalia...hit .349 with 12 home runs and 38 RBI in 27 games in August...went 3-for-11 (.273) with a double, home run and three RBI in three postseason games for the Ports.

**2016**—Spent the entire season at Single-A Stockton and batted .241 with eight home runs and 53 RBI in 127 games...added career highs in walks (65) and hit by pitches (6) for a .340 on-base percentage...was successful in 13-of-15 (86.7%) stolen base attempts and had a career high in steals...ranked second in the California League in walks and fourth in runs scored (83)...ranked third in the A's organization in runs and fourth in walks...hit .257 against right-handed pitchers, .193 against left-handers...started 78 games in right field, 28 in center field and one in left field...also appeared in one game at first base and one at catcher...had his best single-month batting average of 2016 when he hit .275 in May...scored a minor league career-high four runs June 19 at High Desert...drew a walk in 10 consecutive games from July 2 to 13 (11 walks total)...stole two bases in a game for the only time in his career Aug. 31 against Visalia...had his first career four-hit game Sept. 1 vs. Visalia.

**2015**—Hit .282 with three home runs and 35 RBI in 68 games in his professional debut with the A's affiliate in the Arizona Rookie League and Short Season Single-A Vermont...began the year in the AZL and was transferred to Vermont on June 30...tied for third in the New York-Penn League in doubles (19), tied for fourth in extra base hits (25) and ranked fifth in slugging (.431)...was named to NYPL Midseason All-Star team and went 1-for-2 in a start in center field for the North in the NYPL All-Star Game...made 21 starts in center field, 18 in right field, 14 in left field and seven at

first base...went 1-for-4 with a triple in his debut June 22 against the Giants...hit his first professional home run July 28 at State College, a fifth inning grand slam.

## PERSONAL/MISCELLANEOUS

Seth William Brown was originally signed by A's scout Jim Coffman...is married, Brittaney...graduated from North Medford (Ore.) High School...played collegiately and Linn-Benton (Ore.) Community College and Lewis-Clark State College (Ida.).

### LIFETIME PLAYING RECORD

Year	Club	AVG.	G	AB	R	H	2B	3B	HR	RBI	SH	SF	HP	BB	SO	SB	CS	OBP	SLG	E
2015	AZL A's	.200	6	20	2	4	1	2	0	0	0	0	0	3	2	0	0	.304	.450	0
	Vermont	.289	62	239	32	69	19	3	3	35	0	2	1	25	51	6	2	.356	.431	7
2016	Stockton	.241	127	453	83	109	21	5	8	53	2	6	6	65	124	13	2	.340	.362	11
2017	Stockton	.270	135	518	80	140	18	7	30	109	0	4	1	56	146	7	7	.340	.506	8
2018	Midland	.283	131	502	66	142	38	3	14	90	0	5	1	47	142	5	0	.342	.454	12
2019	Las Vegas	.297	112	451	101	134	29	6	37	104	0	7	4	38	127	8	1	.352	.634	8
	OAKLAND	.293	26	75	11	22	8	2	0	13	0	0	1	7	23	1	0	.361	.453	0
2020	OAKLAND	.000	7	5	0	0	0	0	0	0	0	0	0	2	0	0	0	.000	.000	0
<b>Major League Totals</b>		<b>.275</b>	<b>33</b>	<b>80</b>	<b>11</b>	<b>22</b>	<b>8</b>	<b>2</b>	<b>0</b>	<b>13</b>	<b>0</b>	<b>0</b>	<b>1</b>	<b>7</b>	<b>25</b>	<b>1</b>	<b>0</b>	<b>.341</b>	<b>.425</b>	<b>0</b>
<b>Minor League Totals</b>		<b>.274</b>	<b>573</b>	<b>2183</b>	<b>364</b>	<b>598</b>	<b>126</b>	<b>26</b>	<b>92</b>	<b>391</b>	<b>2</b>	<b>24</b>	<b>13</b>	<b>234</b>	<b>592</b>	<b>39</b>	<b>12</b>	<b>.344</b>	<b>.482</b>	<b>46</b>

### LIFETIME PITCHING RECORD

Year	Club	W	L	ERA	G	GS	CG	SHO	SV	IP	H	R	ER	HR	HB	BB	IBB	SO	WP	BK
2017	Stockton	0	0	0.00	1	0	0	0	0	0.2	1	0	0	0	0	0	0	0	0	0

### CAREER TRANSACTIONS

**2015** — Selected by the Oakland Athletics organization in the 19th round of the First-Year Player Draft.

### WILD CARD RECORD

Year	Club/Opp.	AVG.	G	AB	R	H	2B	3B	HR	RBI	SH	SF	HP	BB	SO	SB	CS	OBP	SLG	E
2019	OAK vs. TB	.000	1	1	0	0	0	0	0	0	0	0	0	0	0	0	0	.000	.000	0

### BROWN'S CAREER BESTS

Hits: 4, August 29, 2019 at Kansas City

Home Runs: None

Runs Batted In: 3, August 30, 2019 at New York (AL)

Stolen Bases: None

Hitting Streak: 4 (twice), last: September 11 to 15, 2019

Hitless Streak (At Bats): 24, September 17, 2019 to present

Game Ending RBI: None

Grand Slams: None

Pinch-Hit Home Runs: None

Inside-The-Park Home Runs: None

Lead Off Home Runs: None





**OUTFIELDER**

**Height/Weight:** 6-2 / 209

**Bats/Throws:** Right / Right

**Birthdate:** February 15, 1989

**Opening Day Age:** 32

**Birthplace/Resides:** San Jose, California / Scottsdale, Arizona

**Major League Service:** 5 years, 92 days

**Obtained:** Acquired from Colorado for Austin House and cash, December 11, 2014

**Contract Status:** First year of a one-year contract through 2021

[@outtadapakmark](#) [bigleaguefoodie](#) [Updated Stats](#)

**CAREER HIGHLIGHTS**

Is a .259 hitter with an .840 OPS, 48 home runs and 143 RBI in 307 games over the last three years after batting .237 with a .700 OPS, 24 home runs and 90 RBI in 197 games over his first three seasons in the majors...has played 354 games in the outfield (157 in left field, 146 in center field, 82 in right field), 116 at first base and four at third base...has been hit by a pitch 53 times in his six seasons, which is tied for sixth most in Oakland history and six short of Sal Bando's Oakland record of 59...has played in all nine of the A's postseason games over the last three years, including eight starts (four in right field, three in left field, one in center field)...missed most of the 2016 season following May 24 hip surgery...led American League rookies and ranked fourth among Major League rookies with 70 RBI in 2015...was acquired by the A's December 11, 2014 from the Rockies, who selected him from the Marlins organization in the Rule 5 draft earlier that day.

**2020 HIGHLIGHTS**

Batted .246 in 59 games but walked 37 times and was hit by a pitch 10 times for a .387 on-base percentage...tied for fourth in the majors in hit by pitches, tied for 12th in walks and ranked 15th in on-base percentage...among players in the West Divisions, he ranked second in hit by pitches, third in walks and fourth in on-base percentage...now has a .393 on-base percentage over the last two years, which is eighth best in the majors...led the A's in runs (32), walks, on-base percentage and sacrifice flies (5) and tied for the team-lead in hits (47), doubles (12), triples (2)...his 10 hit by pitches matched the second highest total of his career and it marked his third consecutive season with 10 or more...had a career-high five sacrifice flies, which tied for second most in the majors...was a perfect 4-for-4 in stolen base attempts and the four stolen bases

were his most since he had seven as a rookie in 2015...hit just five home runs and his average of 38.20 at bats per home run was the highest of his career...however, had 33 RBI and his average of 5.79 at bats per RBI was the lowest of his career...tied for ninth in the majors in game winning RBI (6)...batted .333 (14-for-42) with a .982 OPS against left-handed pitchers compared to .221 (33-for-149) with a .741 OPS against right-handers...hit all five of his home runs off righties...four of his five home runs came with runners on base...three came with two outs...hit .302 with runners in scoring position...was 3-for-5 (.600) with a double, two walks, a hit by pitch and nine RBI with the bases loaded...had a .333 batting average and 1.054 OPS in the seventh inning or later, a .212 average and .690 OPS over the first six innings...had the third best on-base percentage in the seventh inning or later in the majors (.479) and the 11th best OPS...hit .188 when leading off an inning...started games at five different positions for the third consecutive season (21 at designated hitter, 15 in left field, 15 in right field, seven in center field, one at first base)...in six seasons with the A's, he has 131 starts in center, 113 in left, 81 at first, 67 in right, 41 at designated hitter and one at third...started games at the same position in more than four consecutive games just twice: had six straight starts at designated hitter from Aug. 29-Sept. 7 followed by six straight in right field from Sept. 8-12...committed one error and it came as a left fielder...the A's were 25-12 (.676) when he started in the outfield, 10-11 (.476) when he started at designated hitter...hit .285 with four of his five home runs and 25 of his 32 RBI in 37 games in the outfield, .179 in 21 games

**OAKLAND A'S  
CAREER HIT BY PITCH  
LEADERS**

- 59 Sal Bando
- 57 Reggie Jackson
- 55 Jason Giambi
- 55 Rickey Henderson
- 54 Miguel Tejada
- 53 **Mark Canha**
- 53 Carney Lansford

as the DH...started a team-leading 29 games batting fifth...batted .326 with a 1.045 OPS in 16 games hitting cleanup and now has a .304 average and a .991 OPS in 71 career games in the four spot...also hit third (six times), sixth (six times) and seventh (twice).

**OAKLAND:** Was the A's Opening Day starter in left field and hit safely in each of his first four games (5-for-14, .357)...the four-game hitting streak was his longest of the season (also Aug. 12-16 and Aug. 18-21)...then went 10-for-48 (.208) over his next 14 games from July 29 to Aug. 12 but had a .387 on-base percentage...had a career-high tying three walks Aug. 4 against Texas (third time, last: June 30, 2019 at Los Angeles-AL)...went 0-for-4 the next day against the Rangers, snapping a 29-game reaching base streak in the Coliseum dating back to Aug. 1, 2019...hit .376 with a .488 on-base percentage during the streak...had his lone three-hit game of the season Aug. 15 at San Francisco...reached base safely in 15 consecutive games from Aug. 18 to Sept. 7...went 10-for-45 (.222) over that span but had 11 walks and was hit by a pitch four times for a .410 on-base percentage...made 12 of his 15 starts from Aug. 18 to Sept. 7 at designated hitter...had his fifth career walk-off RBI Aug. 23 against Los Angeles (AL) with a sacrifice fly in the bottom of the 10th...it was the first walk-off sacrifice fly by an Athletic since Coco Crisp on Aug. 3, 2012 vs. Toronto...was hitting .290 with three home runs, 20 RBI and a .414 on-base percentage over his first 29 games through Aug. 24...then batted .139 with a home run, six RBI and a .300 on-base percentage over his next 23 contests from Aug. 25 to Sept. 20...started six consecutive games in right field from Sept. 8-12...homed in the second game of the doubleheader Sept. 14 at Seattle to snap a 22-game homerless streak, which was the second longest of his career (35, June 12-Aug. 16, 2015)...made his only start at first base on Sept. 23 at Los Angeles (NL)...then played in the 500th game of his career the next day against the Dodgers...had his third career walk-off home run Sept. 25 against Seattle, his second against the Mariners (Sept. 27, 2017)...it was his second walk-off RBI of the season and the sixth of his career...had a career-high tying four RBI in the final game of the regular season on Sept. 27 against Seattle (fourth time, last: Aug. 31, 2015 vs. Los Angeles-AL)...went 8-for-19 (.421) with a home run, seven RBI and seven walks (.556 on-base percentage) in six games over the final week of the regular season...then started all seven postseason games (four in right field, three in left field) and hit .160 (4-for-25) with a home run and three RBI...went 1-for-10 (.100) in the ALWCS against Chicago and 3-for-15 (.200) in the ALDS against Houston...hit his first career postseason home run in Game 3 of the ALDS.

## CAREER

**2019—** Started games at five different positions and batted a career-high .273 with a career-high 26 home runs and 58 RBI in 126 games...also had career highs in runs (80), walks (67), extra base hits (45), OPS (.913), on-base percentage (.396), slugging percentage (.517), games and strikeouts (107) and matched his best in hits (112) and triples (3)...was hit by a pitch a career-high 18 times, which tied for second in the American League and was fourth most in Athletics history...finished the year with 497 plate appearances, which left him five short of qualifying for the league leaders...based on a minimum of 450 plate appearances, he had the fourth-highest on-base percentage in the AL...started 55 games in center field, 25 in right field, 13 at designated hitter, 11 at first base, eight in left field...the A's had a 75-37 (.670) record with him in the starting lineup, 22-28 (.440) when he didn't start...started nine of the A's 25 games at first base from March 31-April 28 when Matt Olson first went on the IL, eight of the A's 10 games at designated hitter from May 20-31 with Khris Davis injured, 19 of the A's 20 games in right field from July 2-26 while Stephen Piscotty was on the IL and 50 of the A's final 54 games in center field while Ramón Laureano was on the IL and when Laureano moved to right field following his return...batted .297 against right-handed pitchers compared to .221 against left-handers...hit .310 with a 1.035 OPS at home compared to .238 with a .796 OPS on the road...had a .300 batting average and 18 of his 26 home runs with the bases empty...batted .221 with runners in scoring position...hit .232 with a .369 on-base percentage before the All-Star Break, .301 with a .415 on-base percentage after the break...ranked third in the AL in on-base percentage after the break...hit .315 with 12 home runs and 32 RBI in 56 games while playing center field and .300 with seven home runs and 12 RBI in 16 games as the designated hitter...batted .211 with seven home runs and 14 RBI at all other positions...including .125 (1-for-8) with a home run, two RBI, a walk and a hit by pitch as a pinch hitter...committed two errors, both in his 90 games as an outfielder (.990 fielding percentage)...started games at every spot in the order except first, third and ninth...made 40 starts hitting clean-up and a team-leading 37 starts in the five spot...was on the A's Opening Day roster and was batting

.200 with two home runs and four RBI in 18 games when he was placed on the 10-day injured list April 29 with a sprained right wrist...went 1-for-8 (.125) with a double, RBI, sacrifice fly and three strikeouts on a two-game rehab assignment with Triple-A Las Vegas on May 10 and 11 and was reinstated May 13...hit his third career pinch-homer May 21 at Cleveland...homered in three consecutive games for the first time in his career from May 21-24 to start a 15-game streak through June 8 where he batted .319 with five home runs...finished May with seven home runs and 13 RBI in just 16 games...the home runs were his most ever in a month and tied for 10th in the AL in May...committed his first error of the season June 16 against Seattle, which snapped a 152-game errorless streak as an outfielder...the streak was fifth longest in Oakland history by an outfielder at the time...it was his first error since June 1, 2017...had three straight multiple hit games against Chicago July 12-14 to begin post All-Star Break play and batted .331 with 10 home runs, 23 RBI and a 1.009 OPS over a 38-game stretch from July 12 to Aug. 26...had his first career two-homer game July 17 against Seattle...added another on Aug. 25 against San Francisco...was hit by a pitch an Oakland-record-tying two times July 20 at Minnesota...did it again on Sept. 17 against Kansas City...went 3-for-3 with a walk and two stolen bases Aug. 1 against Milwaukee...it was the second two-steal game of his career...that started a season-ending streak where he reached base safely in each of his final 23 home games...went 33-for-83 (.398) with 12 walks and six hit by pitches (.505 on-base percentage) in those games...reached base safely in a career-high 23 consecutive games from Aug. 13 to Sept. 8...hit .318 with a .442 on-base percentage during the streak...had a 10-game hitting streak from Aug. 14 to 26, which fell one short of his career high...went 19-for-42 (.452) with five home runs, 11 RBI, and seven multiple hit games during the streak...was named American League Player of the Week for the week of Aug. 19-25 after going 9-for-19 (.474) with five runs, a double, four home runs, seven RBI and four multiple hit games in five games...it was his first weekly honor...hit .347 with a .434 on-base percentage, .602 slugging percentage and 1.036 OPS in August...the batting average and on-base percentage were the best single-month marks of his career...matched his career high with four strikeouts Sept. 7 against Detroit...then hit .313 with a .429 on-base percentage over his final 18 games...had the game-ending RBI double in the bottom of the 11th inning Sept. 18 against Kansas City...it was his fourth career walk-off RBI (two doubles, two home runs)...started in center field in the Wild Card game on Oct. 2 against Tampa Bay and went 0-for-3 with a walk.

**2018**—Started games at five different positions for the A's and batted .249 with 17 home runs and 52 RBI in 122 games...had a career-high tying 22 doubles...hit .282 with 13 of his 17 home runs against left-handed pitchers compared to .227 against right-handers...tied for second in the American League in home runs against lefties...slugged .604 against lefties, .343 against righties...hit .291 or better in four months (.308 in April, .299 in June, .291 in July, .303 in September) and .183 or lower in the other two (.183 in May, .135 in August)...batted .268 with runners in scoring position but that increased to .375 with RISP and two outs...had a .289 batting average on the road, .202 at home...started games at all three outfield positions (53 in center field, 28 in left field, eight in right field) and also made nine starts at first base and two at designated hitter...did not commit an error in 108 games and 202 total chances overall in the outfield and was one of five qualifying outfielders in the majors to go errorless...the total chances were third most in Oakland history among outfielders with no errors in a season (Javier, 335 in 1995; Crisp, 309 in 2013)...had just one assist in 821.0 innings and his average of 0.01 assists per nine innings was second lowest in Oakland history among outfielders (Crisp, 0 in 900.2 innings in 2014)...hit 11 home runs in 62 games as a center fielder, six home runs in his other 60 games...was 6-for-14 (.429) with a double, two home runs, five RBI and two walks as a pinch hitter...tied for second among AL pinch hitters in hits and home runs, tied for third in RBI and tied for fourth in extra base hits (3)...started games in every spot in the batting order except leadoff...made a team-leading 34 starts batting seventh...began the season at Triple-A Nashville and was 2-for-8 (.250) with a home run and RBI in two games when he was recalled by Oakland April 8...spent the remainder of the season with the A's...finished April with a .308 batting average, four home runs and 11 RBI in 15 games...had a career-high 11-game hitting streak from June 17 to July 3...went 13-for-39 (.333) with four home runs and 11 RBI during the streak...that began a 23-game stretch leading into the All-Star Break where he hit .312 with five home runs and 17 RBI in 23 games...batted .299 in June and .291 in July...hit his first career pinch home run July 14 at San Francisco, a two-run go-ahead home run in the seventh inning of the A's 4-3 win...added his second Sept. 21 against Minnesota a two-run game-tying shot in the bottom of the sixth...stole home for the second time in his career July 31

against Toronto...had no RBI in 57 plate appearances in August, which are the most by an Athletic in the month of August with no RBI since Eddie Joost in 1948 (62 PA)...then hit .303 with three doubles, three home runs and 10 RBI in 18 games in September...had a pinch hit single to lead off the eighth inning Sept. 28 at Los Angeles (AL) for the 70,000th hit in Oakland history...pinch hit in the ninth inning of the Wild Card game at New York on Oct. 3 and struck out.

**2017**—Split his season between Oakland and Triple-A Nashville...hit .208 with five home runs and 14 RBI in 57 games over four stints with the A's in his third season in the majors...also batted .283 with 12 home runs and 50 RBI in 75 games with the Sounds...had 36 hits with Oakland, 19 of which were for extra bases (52.8%)...had a .212 batting average and four of his five home runs against right-handed pitchers, .203 against left-handers...started games at four different positions (16 in center field, 16 in right field, 12 in left field, two at designated hitter)...committed five errors in 53 games as an outfielder and his .953 fielding percentage was the worst among Major League outfielders with 50 or more games...was on the A's Opening Day roster and went 0-for-9 over his first three games before doubling in the sixth inning April 9 at Texas...it was his first hit since April 25, 2016 at Detroit and it snapped a career-high 0-for-25 streak...was optioned to Nashville April 15...was recalled May 9 and went 10-for-21 (.476) over his first seven games...hit his first career walk-off home run May 19 against Boston and it was his second game-ending RBI (double, Aug. 2, 2015 vs. Cleveland)...was optioned to Nashville June 9...was recalled a third time Aug. 2 and went 5-for-16 (.313) in five games before he was optioned to Nashville Aug. 11...stole home Aug. 5 at Los Angeles (AL) to become the first A's player to steal home since Carlos Gonzalez on June 22, 2008 against Florida...was recalled again by Oakland Aug. 25 and spent the rest of the season with the A's...tied an Oakland record when he was hit by a pitch twice Sept. 16 at Philadelphia...hit his second walk-off home run of the season in the A's final home game Sept. 27 against Seattle...it marks the 12th time in Oakland history and the 13th time in Athletics history a player had two or more walk-off home runs in a season...had successful arthroscopic surgery to remove a cyst from his right wrist following the season...the surgery was performed by Dr. Steven Shin at the Kerlan-Jobe Clinic in Los Angeles on Nov. 7...his 75 games with Nashville marked his first minor league action since 2014...hit .298 with 11 of his 12 home runs against right-handed pitching...batted .360 after the break and .388 with runners in scoring position...appeared in 61 games in right field, eight in center field, four at designated hitter and three in left field...committed one error in 71 games overall in the outfield for a .993 fielding percentage...reached base safely in 22 consecutive games from April 22 to June 17...hit just .213 over that stretch but had a .371 on-base percentage...had a 5-for-5 performance against Las Vegas July 25 when he doubled, homered twice and drove in four runs...added his second four-RBI game of the season July 30 against Salt Lake when he connected for a grand slam in the first inning...batted .330 with five home runs and 24 RBI in 26 games in July.

**2016**—Missed nearly the entire season after undergoing surgery on his left hip...appeared in just 16 games and batted .122 with six RBI...collected five hits but three of those were home runs...struck out 20 times in 44 plate appearances...started nine games at five different positions (three at first base, two in right field, two in left field, one at third base, one at designated hitter)...made his first career Opening Day start on April 4 against Chicago (AL) and went 0-for-3...was in a 0-for-14 slump when he was placed on the 15-day disabled list May 10 (retroactive to May 9) with a back strain...had surgery on May 24 at the Steadman Clinic in Vail, Col...the surgery was performed by Dr. Marc Philippon, who took down the CAM and pincer lesion that were causing the hip impingement and also performed a labral repair to Canha's left hip...was transferred to the 60-day DL June 11.

**2015**—Was selected by Colorado in the Rule 5 draft prior to the season and traded to the A's...spent the entire season with Oakland, batting .254 with 16 home runs and 70 RBI in 124 games...led American League rookies and ranked fourth among Major League rookies in RBI...his 70 RBI were eighth most in Oakland history by a rookie...also tied for second among AL rookies in doubles (22), ranked third in runs (61) and extra base hits (41), tied for third in home runs, fourth in hits (112), tied for fourth in total bases (188), fifth in walks (33) and tied for fifth in multiple hit games (28)...batted .271 with 13 of his 16 home runs against right-handed pitching...hit .289 with eight home runs and 35 RBI over his final 47 contests...hit 10 of his 16 home runs in the sixth inning or later...started 57 games at first base, a team-leading 48 in left field and one in

right field...also appeared in one game at third base...did not have an assist in 61 games overall in the outfield, which were the fourth most games played in Athletics history by an outfielder with no assists...went 0-for-11 with six strikeouts and a RBI as a pinch hitter...the 11 at bats tied for fifth most among hitless pinch hitters in Oakland history...began his career by hitting safely in each of his first six games, going 11-for-30 (.367) with seven RBI...the six-game hitting streak was third longest in Oakland history by a player to start his career...went 3-for-5 with two doubles and four RBI in his Major League debut April 8 against Texas...the RBI were second most by an Athletic in his debut since the RBI became an official stat in 1920 (5, Ben Grieve on Sept. 3, 1997 vs. San Francisco)...became the third Major Leaguer with at least three hits, two doubles and four RBI in their debuts (Grieve and Ted Kazanski, PHI on June 25, 1953 vs. Chicago)...became the third Oakland Athletic with three hits in his debut (Grieve and Mike Rouse on June 9, 2006 vs New York-AL) and the third with two or more doubles (Grieve 3 in 1997, Carlos Gonzalez 2 on May 30, 2008 vs. Texas)...had a three-run double off Ross Detwiler in the third inning for his first hit...hit his first big league home run April 10 against Seattle in the second inning off Taijuan Walker...had his first career walk-off RBI Aug. 2 against Cleveland, a two-out double in the bottom of the 10th inning...batted .407 over a 15-game stretch from Aug. 5 to 24...that included his first career four-hit game Aug. 18 against Los Angeles (NL)...matched his career high with four RBI Aug. 23 against Tampa Bay and did it again Aug. 31 against Los Angeles (AL)...finished August with 10 doubles and 21 RBI, which were the best single-month marks of his career...the doubles tied for third in the AL in August and the RBI were the most by an A's rookie in any month since Nick Swisher had 21 in July, 2005...went 3-for-3 with two walks and a hit by pitch Sept. 15 at Chicago (AL) and the six times on base tied the Oakland record for most times on base (H+BB+HBP) in a nine-inning games (seventh time, last: Jack Cust, May 1, 2008 vs. Los Angeles-AL)...is the first Athletic since at least 1914 with at least three hits, two walks and one hit by pitch in a game.

**2014**—Spent the entire season at Triple-A New Orleans where he batted .303 with 20 home runs and 82 RBI in 127 games...added 57 walks for a .384 on-base percentage...ranked sixth in the Pacific Coast League in runs (83), eighth in on-base percentage, ninth in hits (141) and RBI and 10th in total bases (235)...ranked second in the Marlins farm system in home runs, fourth in RBI and seventh in batting...hit .311 against right-handed pitching and .331 with runners in scoring position...appeared in 61 games in left field, 40 at first base and 18 at third base...reached base safely in 30 consecutive games from June 17 to July 21, which tied for the third longest reaching base streak in the PCL in 2014...hit .393 with a .481 on-base percentage during the streak...finished June with a .384 batting average and a .457 on-base percentage in 27 games...then hit .337 with a .421 on-base percentage in 26 games in July...hit .100 with a home run and seven RBI in 17 games for Cibaenas in the Dominican Winter League following the season.

**2013**—Batted .273 with 13 home runs and 58 RBI in 128 games for Double-A Jacksonville...ranked third in the Southern League in doubles (32), sixth in on-base percentage (.371) and extra base hits (47) and 10th in total bases (191)...hit .342 after the All-Star Break and .313 against left-handed pitching...appeared in 111 games at first base and 12 in left field...went 19-for-33 (.576) with eight runs scored, five doubles, three home runs (1.000 slugging percentage), 12 RBI, three walks and a hit by pitch (.622 on-base percentage) during a season-high nine-game hitting streak from July 20 to 29...that included a 5-for-6 performance July 21 at Tennessee...hit .370 with four home runs and 17 RBI in July, his best monthly figures in 2013.

**2012**—Spent the entire season at Single-A Jupiter where he batted .293 with six home runs and 68 RBI in 114 games...tied for the Florida State League lead in sacrifice flies (8), ranked fourth in on-base percentage (.382), eighth in batting, tied for eighth in RBI and tied for 10th in walks (54)...batted .333 with runners in scoring position and .331 against left-handed pitching...appeared in 90 games at first base, 11 at third base and one at catcher...was on the disabled list from May 2 to 16 with a sprained left thumb...started at catcher in the second game of a July 16 doubleheader against Tampa...had a .176 (6-for-34) batting average and four RBI in eight post-season games.

**2011**—Batted .276 in his first full season at Single-A Greensboro...ranked second in the South Atlantic League in home runs (25) and slugging (.529)...led the Marlins farm system in RBI and ranked second in home runs...appeared exclusively at first base on defense (95 games)...was on

the disabled list from May 10 to 24 with a sprained left wrist...had a season-high seven RBI at Hagerstown June 7...went 8-for-31 (.258) with a double, five walks and eight RBI in seven post-season games to help Greensboro to the SAL Championship.

**2010**—Combined for a .243 batting average with four home runs and 10 RBI in 20 games with the Marlins affiliate in the Gulf Coast Rookie League and Short Season Single-A Jamestown... went 1-for-3 in his debut Aug. 15 at the Mets GCL club...hit his first professional home run in his New York-Penn League debut Aug. 22 in the second game of a doubleheader against Auburn.

## PERSONAL/MISCELLANEOUS

Mark David Canha was originally signed by Marlins scout John Hughes...is married, Marci, and has two children, Camila and Sofi...is an avid foodie and regularly documents his food experiences on Instagram @bigleaguefoodie...supports the A's Fitness Sluggers program to promote healthy living and eating...graduated from Bellarmine College Prep where he earned 2007 West Coast Athletic League MVP honors...attended the University of California, Berkeley where he was a two-time All Pac-10 selection...hit .333 with 22 home runs and 118 RBI in his Cal career.

### LIFETIME PLAYING RECORD

Year	Club	AVG.	G	AB	R	H	2B	3B	HR	RBI	SH	SF	HP	BB	SO	SB	CS	OBP	SLG	E
2010	GCL Marlins	.176	6	17	3	3	0	0	0	1	0	1	1	2	1	1	1	.286	.176	0
	Jamestown	.264	14	53	7	14	3	1	4	9	0	0	6	13	0	0	0	.339	.585	2
2011	Greensboro	.276	107	384	72	106	22	0	25	85	0	7	5	59	85	7	3	.374	.529	5
2012	Jupiter	.293	114	406	65	119	24	3	6	68	1	8	9	54	75	1	3	.382	.411	10
2013	Jacksonville	.273	128	425	63	116	32	2	13	58	5	5	15	54	102	6	1	.371	.449	9
2014	New Orleans	.303	127	465	83	141	28	3	20	82	0	7	8	57	112	3	1	.384	.505	7
2015	OAKLAND	.254	124	441	61	112	22	3	16	70	0	3	8	33	96	7	2	.315	.426	6
2016	OAKLAND	.122	16	41	4	5	0	0	3	6	1	1	1	0	20	0	1	.140	.341	1
2017	OAKLAND	.208	57	173	16	36	13	1	5	14	0	1	6	7	56	2	0	.262	.382	5
	Nashville	.283	75	272	52	77	25	3	12	50	1	3	7	34	62	4	0	.373	.529	1
2018	Nashville	.250	2	8	1	2	1	0	1	1	0	0	1	1	0	0	0	.333	.750	0
	OAKLAND	.249	122	365	60	91	22	0	17	52	0	2	10	34	88	1	2	.328	.449	0
2019	OAKLAND	.273	126	410	80	112	16	3	26	58	0	2	18	67	107	3	2	.396	.517	2
	Las Vegas	.125	2	8	0	1	1	0	0	1	0	1	0	0	3	0	0	.111	.250	0
2020	OAKLAND	.246	59	191	32	47	12	2	5	33	0	5	10	37	54	4	0	.387	.408	1
<b>Major League Totals</b>		<b>.249</b>	<b>504</b>	<b>1621</b>	<b>253</b>	<b>403</b>	<b>85</b>	<b>9</b>	<b>72</b>	<b>233</b>	<b>1</b>	<b>14</b>	<b>53</b>	<b>178</b>	<b>421</b>	<b>17</b>	<b>7</b>	<b>.340</b>	<b>.445</b>	<b>15</b>

### CAREER TRANSACTIONS

**2010** — Selected by the Florida Marlins organization in the 7th round of the First-Year Player Draft. **2014** — Selected by the Colorado Rockies in the Rule 5 draft, December 11. Traded to the Oakland Athletics for minor league pitcher Austin House and cash considerations, December 11. **2016** — On the disabled list, May 9 to October 6. **2019** — On the injured list, April 29 to May 12; included rehabilitation assignment to Las Vegas, May 10 to 12.

### WILD CARD RECORD

Year	Club/Opp.	AVG.	G	AB	R	H	2B	3B	HR	RBI	SH	SF	HP	BB	SO	SB	CS	OBP	SLG	E
2018	OAK vs. NYY	.000	1	1	0	0	0	0	0	0	0	0	0	0	1	0	0	.000	.000	0
2019	OAK vs. TB	.000	1	3	0	0	0	0	0	0	0	0	0	1	2	0	0	.250	.000	0
2020	OAK vs. CWS	.100	3	10	1	1	0	0	0	1	0	0	0	2	1	0	0	.250	.100	0
<b>Totals</b>		<b>.071</b>	<b>5</b>	<b>14</b>	<b>1</b>	<b>1</b>	<b>0</b>	<b>0</b>	<b>0</b>	<b>1</b>	<b>0</b>	<b>0</b>	<b>0</b>	<b>3</b>	<b>4</b>	<b>0</b>	<b>0</b>	<b>.235</b>	<b>.071</b>	<b>0</b>

### DIVISION SERIES RECORD

Year	Club/Opp.	AVG.	G	AB	R	H	2B	3B	HR	RBI	SH	SF	HP	BB	SO	SB	CS	OBP	SLG	E
2020	OAK vs. HOU	.200	4	15	2	3	0	0	1	2	0	1	0	0	6	0	0	.188	.400	0

## CANHA'S CAREER BESTS

**Hits:** 4, August 18, 2015 vs. Los Angeles (NL)

**Home Runs:** 2 (twice), August 25, 2019 vs. San Francisco; July 17, 2019 vs. Seattle

**Runs Batted In:** 4 (four times), last: September 27, 2020 vs. Seattle

**Stolen Bases:** 2 (twice), last: August 1, 2019 vs. Milwaukee

**Hitting Streak:** 11, June 17 to July 3, 2018

**Hitless Streak (At Bats):** 25, April 25, 2016 to April 9, 2017

**Game Ending RBI:** 6, September 25, 2020 vs. Seattle (home run); August 23, 2020 vs. Los Angeles-AL (sacrifice fly); September 18, 2019 vs. Kansas City (double); September 27, 2017 vs. Seattle (home run), May 19, 2017 vs. Boston (home run), August 2, 2015 vs. Cleveland (double)

**Grand Slams:** None

**Pinch-Hit Home Runs:** 3, May 21, 2019 at Cleveland (Trevor Bauer); September 21, 2018 vs. Minnesota (Gabriel Moya); July 14, 2018 at San Francisco (Tony Watson)

**Inside-The-Park Home Runs:** None

**Lead Off Home Runs:** None

## MILESTONES WITHIN REACH

### Chris Bassitt

Needs 21 games for 100

Needs 34 starts for 100

Needs 101.2 innings for 500

Needs 155 strikeouts for 400

### Mark Canha

Needs 97 hits for 500

Needs 15 doubles for 100

Needs 28 home runs for 100

### Matt Chapman

Needs 78 games for 500

Needs 102 hits for 500

Needs 16 home runs for 100

### Jake Diekman

Needs 38 games for 500

Needs 2 strikeouts for 500

### Mike Fiers

Needs 3 starts for 200

Needs 10 strikeouts for 1000

### Adam Kolarek

Needs 57 games for 200

### Sean Manaea

Needs 3 games for 100

Needs 4 starts for 100

Needs 53 strikeouts for 500

### Frankie Montas

Needs 30 games for 100

### Mitch Moreland

Needs 1 run for 500

Needs 32 hits for 1000

Needs 24 home runs for 200

### Matt Olson

Needs 81 games for 500

Needs 136 hits for 500

Needs 34 doubles for 100

### Yusmeiro Petit

Needs 63 games for 500

### Chad Pinder

Needs 133 games for 500

### Stephen Piscotty

Needs 17 home runs for 100

### Sergio Romo

Needs 68 games for 800

### Trevor Rosenthal

Needs 27 games for 400

Needs 10 strikeouts for 500

### Burch Smith

Needs 29 games for 100

### Lou Trivino

Needs 50 games for 200

### J.B. Wendelken

Needs 31 games for 100



### THIRD BASEMAN

**Height/Weight:** 6-0 / 215

**Bats/Throws:** Right / Right

**Birthdate:** April 28, 1993

**Opening Day Age:** 27

**Birthplace/Resides:** Victorville, California / Trabuco Canyon, California

**Major League Service:** 3 years, 109 days

**Obtained:** Selected in the 1st round of the 2014 First-Year Player Draft

**Contract Status:** First year of a one-year contract through 2021

[@mattchap6](#) [matthewchapman26](#) [Updated Stats](#)

### CAREER HIGHLIGHTS

The A's first round selection (25th pick overall) in the 2014 draft made his Major League debut with Oakland in 2017 and is a .255 hitter with 84 home runs and 224 RBI in 422 games in four seasons with the A's...is a two-time American League Gold Glove winner at third base (2018-19), a two-time AL Platinum Glove winner (2018-19) and the 2018 Wilson Defensive Player of the year...has played 421 career games at third base, which is fifth most in Oakland history...was named to his first American League All-Star team in 2019 and also participated in the Home Run Derby...was the third baseman on *Baseball America's* All-Rookie Team in 2017...was named Texas League Player of the Year in 2016 at Double-A Midland after leading the league in runs (78), home runs (29) and slugging (.521)...hit 36 home runs overall, which ranked third in all of minor league baseball...was rated by *Baseball America* as the A's fourth-best prospect following the 2014 season and third best after 2015 and 2016.

### 2020 HIGHLIGHTS

Was batting .232 with 10 home runs and 25 RBI in 37 games before going on the injured list Sept. 12 with a strained right hip...underwent surgery that day and missed the remainder of the season...his batting average was the lowest of his four seasons as was his .276 on-base percentage...however, 21 of his 33 hits (63.6%) were for extra bases and his .535 slugging percentage was the best of his career...has finished with more extra base hits than singles in three of his four seasons and 207 of his 398 career hits (52.0%) are extra base hits...reached double figures in home runs for the fourth consecutive season and joins Bob Johnson (1933-36), Sam Chapman (1938-41) and Hector Lopez (1955-58) as the only players in Athletics history with at least 10 home runs in each of their first four seasons in the majors...averaged 14.20 at bats per home run and 5.68 at bats per RBI, both of which were the best marks of his career...walked just eight times and had 54 strikeouts in 152 plate appearances...his average of 2.81 plate appearances per strikeout was the lowest mark in Athletics history among players with at least 150 plate appearances and his mark of 0.15 walks per strikeout was sixth lowest...batted .195 with a home run and three RBI over his first 10 games through Aug. 3, .289 with eight home runs and 19 RBI over a 19-game stretch from Aug. 4 to 23 and .120 with one home run, three RBI and 17 strikeouts over his final eight games...hit .240 (29-for-121) with nine of his 10 home runs and 23 of his 25 RBI against right-handed pitching compared to .190 (4-for-21) against left-handers...slugged .562 against righties, .381 against lefties...eight of his 10 home runs were solo shots...batted .273 with seven of his 10 home runs and a .975 OPS in Oakland, .185 with a .617 OPS on the road...hit .284 during the day, .187 at night...had a .313 batting average with runners in scoring position and two outs...batted .268 against American League West competition, .156 against the National League West...was 5-for-30 (.167) when leading off an inning and four of the hits were home runs...started 35 games at third base and committed five errors, which tied for second most among third basemen in the West divisions...his .944 fielding percentage at third was a career-low...also started one game at shortstop, which was his first career appearance at a position other than third base...has never pinch hit or played designated hitter...hit .203 in a team-leading 19 starts batting third in the order...had a .295 batting average in 15 starts hitting clean-up...also started one game each in the two and five spots in the order.



**OAKLAND:** Made his third consecutive Opening Day start at third base July 24 against Los Angeles (AL)...is the first Athletic to make three straight Opening Day starts at third base since Eric Chavez had nine straight from 1999-2007...got off to a slow start as he was batting .196 with two home runs and four RBI over his first 13 games through Aug. 6...then hit .303 with eight doubles, a triple, seven home runs, 18 RBI and a .773 slugging percentage over a 16-game stretch from Aug. 7 to 23...had an Oakland record streak of eight consecutive home games with an extra base hit from Aug. 7 to 23 (previous: 7 by Coco Crisp in 2013 and Tony Phillips in 1985)...hit .394 with five doubles and five home runs over that span...homed in three straight games for the third time in his career Aug. 8-10 (four home runs total)...had a career-high 11 total bases Aug. 10 at Los Angeles (AL) and matched his highs with two home runs (fifth time), six RBI (also June 30, 2019 at LAA), three runs scored (10th time) and three extra base hits (seventh time)...also tripled to become the first player in Athletics history with at least two home runs, a triple and six RBI in a game...went 1-for-3 with no strikeouts Aug. 19 against Arizona to snap a season-opening streak of 24 consecutive games with at least one strikeout...set an Athletics record for consecutive games with a strikeout by a non-pitcher, breaking the previous mark of 22 set by Khris Davis (Aug. 11-Sept. 5, 2017)...became the second player in Major League history with at least one strikeout in each of his team's first 24 games of the season (Adam Dunn, 32 games with CWS in 2012)...had his second two-homer game of the season and the sixth of his career Aug. 20 against Arizona...went 3-for-25 (.120) with a home run, three RBI and 17 strikeouts over his final eight games beginning Aug. 24...made his first Major League appearance at shortstop when he started the second game of the Aug. 29 doubleheader at Houston following the injury to Marcus Semien...had 10 games, including eight starts at shortstop in the minors, all in 2016 with Double-A Midland (last on June 13, 2016 at Frisco)...had eight doubles, a triple, nine home runs and 22 RBI in 25 games in August...tied for third in the majors in extra base hits in August (18), tied for 10th in RBI and tied for 11th in doubles and home runs...the RBI were his most ever in a month and the home runs matched his most (Aug. 2018)...the extra base hits were second most in Oakland history in August to the record of 22 that he set in 2018...is now a .278 career hitter in August with 38 doubles, two triples, 29 home runs and 68 RBI in 107 games...has no more than 13 home runs in any other month...was batting .252 with 10 home runs and 25 RBI in 34 games when the A's season was halted Aug. 30 following a positive Covid-19 test...play resumed on Sept. 4 and he went 0-for-11 with 10 strikeouts in a three-game series against San Diego from Sept. 4-6...the strikeouts are the most in Oakland history over a three-game span and he fanned in each of his final seven plate appearances...tied an Oakland single-game record with five strikeouts on Sept. 5 (eighth time, last: Dustin Fowler at Houston, July 9, 2018) and a two-game record with eight strikeouts on Sept. 4 and 5 (fourth time, last: Seth Smith, May 1-3, 2013)...would not play again following the Padres series as he underwent surgery on his right hip Sept. 12...the surgery was performed by Dr. Marc Philippon in Vail, Col. at the Stedman Clinic.

## **CAREER**

**2019**—Had career highs in runs (102), home runs (36), RBI (91), walks (73) and extra base hits (75) in his third season in the majors...won his second consecutive Rawlings Gold Glove for American League third basemen, his second straight Wilson Defensive Player of the Year for Major League third basemen and his second straight AL Platinum Glove Award...tied for sixth in the AL in extra base hits and tied for seventh in home runs and games played (156)...set an Athletics record for home runs by a third baseman, breaking the previous mark of 32 by Eric Chavez in 2001...led AL third basemen and ranked fourth among Major League third basemen in home runs...was second among AL third basemen in RBI...scored 100 runs in 2018 and is the fifth player in Oakland history with two seasons of 100 or more runs (Henderson 7, Tejada and Giambi 3, Canseco 2)...his 75 extra base hits tied for ninth most in Oakland history...his 36 home runs are third most in Athletics history by a player in his first three seasons in the majors behind Mark McGwire (49 in 1987) and Reggie Jackson (47 in 1969)...17 of his 36 home runs came in the seventh inning or later, which was the most in the AL, tied for second in the majors and second most in Oakland history to Khris Davis' 19 last year...was fourth in the AL in RBI in the seventh or later...17 of his home runs put the A's ahead, which was second most in the AL...ranked 10th in the AL in game-winning RBI (13) and tied for 10th in go-ahead RBI (23)...had 36 doubles and joins Marcus Semien as the first Athletics with at least 30 doubles and 30 homers in a season since 2002 when both Eric Chavez and Miguel Tejada did it...75 of his 145 hits (51.7%) went for extra bases...also had career highs in hit by pitches (11), sacrifice flies (3), games (156), at bats (583)

and strikeouts (147) and matched his high in stolen bases (1)...tied with Olson for the team-lead in home runs and led the club in strikeouts...batted .249 with an .848 OPS...was named to his first AL All-Star team and also participated in the Home Run Derby...finished sixth in AL MVP voting after placing seventh in 2018...led ML third basemen in fielding percentage (.981), total chances (466), putouts (146) and defensive runs saved (18) and his 311 assists were second to the Rockies Nolan Arenado (337)...led all players, regardless of position, in ultimate zone rating (14.8)...was second among AL third basemen in double plays (27)...his fielding percentage was second best in Oakland history by a third baseman to Eric Chavez (.987 in 2006) and third in Athletics history (Hank Majeski, .988 in 1947)...ranked fourth in Oakland history in putouts, fifth in games (156), seventh in total chances and eighth in assists...had the most games by an A's third baseman since Sal Bando had 160 in 1975 and the most putouts since Bando had 158 in 1970...his 146 putouts were the most by a ML third baseman since Ryan Zimmerman had 152 for Washington in 2006 and the most by an AL third baseman since Gary Gaetti also had 146 in 1985 for Minnesota...was named best third baseman in the Fielding Bible Awards for the second consecutive season...batted .254 with an .848 OPS against right-handed pitchers compared to .234 with an .848 OPS against left-handers...hit .263 with 21 of his 36 home runs and a .926 OPS at home, .235 with a .770 OPS on the road...tied for the AL lead in home runs at home...hit .296 with runners in scoring position but that mark dropped to .200 with RISP and two outs...was batting .268 with 21 home runs and 52 RBI in 89 games before the All-Star Break...then hit .222 with 15 home runs and 39 RBI in 67 games after the break...entered the season with a .236 career average before the break, .280 after the break...batted .230 with 19 home runs and 55 RBI over innings 1-6 and .293 with 17 home runs and 36 RBI in the seventh inning or later...hit safely in each of his five games against Cleveland (7-for-22, .318) and has now hit safely in all 11 of his career games against the Indians...is 18-for-43 (.419) with 12 runs, six doubles, a triple, four home runs and eight RBI (.884 slugging percentage, 1.363 OPS)...averaged 4.19 pitches per plate appearance, which was sixth most in the AL...made a team-leading 88 starts hitting second and also had 64 starts batting third...made his second consecutive Opening Day start at third base on March 20 against Seattle in Tokyo and had a double, home run and three RBI...homed in the A's 1-0 win over Boston April 2 to become the first player in Athletics history to hit a first inning home run in a 1-0 victory...had six putouts the next day against the Red Sox to set an Oakland record for putouts in a nine-inning game by a third baseman...the last Athletic to do it was Joe Burns on Aug. 2, 1944 at Chicago...was batting .306 with nine home runs and 22 RBI over his first 35 games through May 4...was 0-for-4 with four strikeouts May 7 against Cincinnati...had his first career game-ending RBI May 10 against Cleveland, a walk-off home run off Brad Hand to lead off the 12th...it was the third time he was at the plate for a walk-off (single and error on July 22, 2018; wild pitch on Sept. 22, 2018)...homed in a career-high tying three consecutive games from May 25-27...had a season-best nine-game hitting streak from June 14 to 22 (14-for-34, .412)...that began a 25-game stretch where he hit .366 with 22 runs, 11 doubles, two triples, six home runs, 23 RBI and 13 walks (.443 obp, .770 slug, 1.164 OPS)...hit his second career walk-off home run June 20 against Tampa Bay, a three-run shot off Diego Castillo...had a career-high 41-game errorless streak from June 23 to Aug. 15...had a career-high six RBI June 30 at Los Angeles (AL) when he went 3-for-5 with a double, triple and home run...became the 10th player in Oakland history to fall a single short of the cycle (last: Canha, May 19, 2017)...drove in five runs nine games later against Seattle on July 16...was named to his first AL All-Star team June 30...finished second on the Player Ballot to Alex Bregman, who was voted in by the fans...walked in his only at bat in the All-Star Game July 9 at Cleveland and also scored a run...is the fifth third baseman in Oakland history to be named to the All-Star team (Bando, 1969, 72-74; Gross, 1977; Lansford, 1988; Donaldson, 2014)...also participated in the Home Run Derby on July 8 and hit 13 home runs in a first round loss to Vladimir Guerrero, Jr. (29)...had back-to-back two-homer games Aug. 14 at San Francisco and Aug. 15 against Houston, the third and fourth multi-homer games of his career...it marks the 12th time in Oakland history a player had back-to-back multi-homer games...the last was Khris Davis (April 10-11, 2019)...scored three runs in each of those two games, marking the 16th time in Oakland history a player scored three or more runs in back-to-back games (last: Ben Zobrist, June 14-15, 2015)...collected his 100th career double Aug. 31 at New York (AL)...started at third base in the AL Wild Card Game on Oct. 2 against Tampa Bay and went 1-for-3 with a walk.

**2018**—Was one of the top fielders in the game and one of the top hitters in the game after the All-Star Break...earned the American League Gold Glove for third basemen after leading all Major

League fielders with 29 defensive runs saved and topping ML third basemen in total chances (484) and assists (331)...also won the Platinum Glove for all AL fielders and was named Defensive Player of the Year by Wilson...hit .309 with 14 home runs, 39 RBI and a .961 OPS in 64 games after the break after batting .250 with 10 home runs, 29 RBI and a .776 OPS in 81 games before the break...led the majors in doubles after the break (25) and led the AL in runs (52) and extra base hits (42)...also ranked third in the AL in hits (80) and OPS (.961), fifth in slugging (.591), seventh in batting and tied for ninth in home runs and RBI...the 25 doubles set an Oakland post-break record and were the most since Ferris Fain had 26 in 87 games in 1952...the 42 extra base hits tied the Oakland record at the time...overall, hit .278 with 24 home runs and 68 RBI in 145 games...tied for seventh in the AL in doubles (42), tied for eighth in triples (6), ranked ninth in OPS (.864) and 10th in runs (100) and extra base hits (72)...finished seventh in AL MVP voting and was one of seven players to be named on all 30 ballots...led the A's in batting, on-base percentage, runs, doubles and triples...became the first Athletic to score 100 runs since Nick Swisher had 106 in 2006...hit .274 with 20 of his 24 home runs against right-handed pitchers, .288 against left-handers...batted .311 with 16 of his 24 home runs and a .984 OPS on the road...ranked third in the AL in OPS on the road and eighth in batting...11 of his 24 home runs and 35 of his 68 RBI came with two strikes...tied for eighth in the AL in two-strike home runs and tied for ninth in RBI...in addition to leading ML third basemen in total chances and assists, he ranked second in putouts (133) and third in double plays (37) and games (145)...his 20 errors were second most (Devers, BOS 24)...the total chances were second most in Oakland history to the record of 523 set by Sal Bando in 1969...the assists and double plays ranked third and the errors tied for sixth most...made a team-leading 60 starts batting second where hit .291 with 12 home runs and 35 RBI...hit .359 with a 1.074 OPS against AL Central teams...had the ninth most grounded into double plays in the AL (18)...made his first career Opening Day start March 29 against Los Angeles (AL) and became the A's fifth different Opening Day starter at third base in the last five years (Plouffe, Valencia, Lawrie, Donaldson)...had a career-best streak of five consecutive multiple hit games from April 2-6...was batting .358 with five home runs and 12 RBI over his first 14 games through April 13...singled in the second inning May 27 to snap a career-high 0-for-17 streak (previous: 15, April 28-May 3)...had a career-high 18-game homerless streak from June 12 to July 22...tied an Oakland record June 12 against Houston with three doubles and did it again Aug. 13 against Seattle...is the third player in Oakland history with two three-double games in a season (Rudi, 1974; Grieve, 1998)...had his consecutive games played streak of 149 end on June 15...was placed on the 10-day disabled list June 16 retroactive to June 15 with a right thumb contusion...had a one-game rehab assignment with Single-A Stockton on July 2, was reinstated July 3 and hit .300 with 14 home runs, 42 RBI and a .921 OPS over his final 76 games...went 4-for-4 with two doubles, a walk and a stolen base July 7 at Cleveland...it was his first career four-hit game, his first stolen base and the first time he reached base safely five times in a game...reached base safely in a career-high 30 consecutive games from July 11 to Aug. 17...hit .342 with a .415 on-base percentage and .658 slugging percentage during the streak, which was the longest by an Athletic since Jack Cust had a 39-game streak from Aug. 26, 2008-April 18, 2009...had his first career four-RBI game July 23 at Texas...tied an Oakland record with two triples July 26 at Texas...also homered to join Adam Piatt (April 30, 2000 vs. Minnesota) as the only players in Oakland history to homer in a two-triple game...23 of his 33 hits from July 26 to Aug. 24 were for extra bases (13 doubles, three triples, seven home runs)...had a career-high and A's season-high tying 14-game hitting streak from July 31 to Aug. 17...hit .328 with 12 runs, eight doubles, a triple, three home runs and nine RBI during the streak...batted .322 in July...had his only two-homer game of the season and the second of his career Aug. 26 at Minnesota...batted .319 with 22 runs, 12 doubles, one triple, nine home runs and 18 RBI in 27 games in August...led the majors with 22 extra base hits, which match the most by an Athletic in August (Bob Johnson, 1938)...it was the second-highest total in any month in Oakland history to Reggie Jackson's 24 in June of 1969...tied for the Major League lead with 12 doubles, which fell one short of the Oakland record for August (13, Lowrie in 2013)...tied for third in the AL in home runs, which also fell one short of the Oakland record of 10 (Davis in 2018, Chavez in 2002, Brosius in 1995)...had seven doubles over a 10-game stretch from Sept. 3 to 14...went 1-for-5 in a start at third base in the Wild Card game at New York on Oct. 3...had surgery on his right thumb following the season...Dr. Steven Shin performed an ulnar sided sesamoid bone excision along the right thumb at the Cedars-Sinai Kerlan-Jobe Institute in Los Angeles on Oct. 16...also had surgery on his left shoulder two months later...Dr. William Workman performed a distal clavicle resection procedure at the Bass Surgical Center in Walnut Creek, Calif. on Dec. 14.

**2017**—Was selected from Triple-A Nashville June 15 and started 83 of the A's 84 games at third base while on the active roster following his promotion (had a 14-day stint on the DL)...led Major League rookies in doubles (21) and extra base hits (37) after the All-Star Break and ranked third among American League rookies in runs (37), home runs (14) and RBI (37)...batted .234 with 14 home runs and 40 RBI in 84 games overall in his ML debut...ranked sixth among AL rookies in walks (32), seventh in doubles (23), eighth in extra base hits (39), ninth in total bases (137), 10th in home runs and tied for 10th in RBI...was the third baseman on *Baseball America's* All-Rookie Team...had 68 hits, 39 of which went for extra bases (57.4%)...that was the second highest percentage of hits going for extra bases in Athletics history among players with 250 or more plate appearances (59.8%, McGwire in 1995)...turned 34 double plays in 84 games as a third baseman, which ranked fourth among AL third basemen...they were the most in ML history among third basemen with fewer than 100 games played...averaged 3.57 total chances per nine innings, which is the best mark in Oakland history by a third baseman with 40 or more games played...committed 13 errors, which tied for sixth most among AL third basemen...his 83 starts were the most by an A's rookie third baseman since Eric Chavez had 98 in 1999...hit .197 against a pitcher the first time he saw him in a game, .309 after that...was selected from Nashville June 15 and made his ML debut that night against New York (AL)...went 0-for-3 with two walks...collected his first big league RBI on a second inning ground out against the Yankees on June 16...then had the game-winning two-run single in the bottom of the eighth inning off Jonathan Holder for his first hit...started all four games at third base in the series against New York and went 3-for-14 (.214) with three RBI and seven strikeouts before he was placed on the 10-day disabled list June 22 retroactive to June 19 with left knee cellulitis...was reinstated July 3...hit his first Major League home run July 15 off Corey Kluber, a solo blast in the third inning...added his second home run in the eighth inning and the two-homer game came in the 13th game of his career...at the time, the only other player in Oakland history with a two-homer game that early in his career is Mitchell Page, who did it in his sixth game on April 13, 1977...batted .277 with 15 RBI in 27 games in August...added 10 doubles and four home runs for a .511 slugging percentage...tied for third in the AL in doubles in August...was ejected from the game in the fourth inning Sept. 6 by home plate umpire Mike Everitt...hit .257 with 16 home runs and 30 RBI in 49 games with Nashville...added six doubles and two triples for a .589 slugging percentage...the home runs were tied for third most in the Pacific Coast League and tied for fifth in all of the minor leagues at the time of his June 15 promotion to Oakland...also ranked fifth in the PCL in slugging...hit .304 with 11 home runs and 19 RBI over his final 28 games...hit .320 against left-handed pitching, .338 in the sixth inning or later and .417 with a .475 on-base percentage when leading off an inning...was on the disabled list from April 8 to 21 with a sprained left wrist...had two home runs May 2 at Round Rock...homed in three straight games from May 16-18 and had six home runs over a 10-game span from May 16-25...batted .272 with 11 home runs and 20 RBI in 29 games in May...the home runs led all of minor league baseball...hit safely in each of his final 11 Triple-A games beginning June 2...went 14-for-42 (.333) with five home runs and 10 RBI during the streak.

**2016**—Was named Texas League Player of the Year after batting .244 with 29 home runs and 83 RBI in 117 games with Double-A Midland...led the league in runs (78), home runs, slugging percentage (.521), extra base hits (59) and strikeouts (147), ranked second in RBI, tied for third in walks (59) and tied for fourth in total bases (228)...was named to the TL Midseason and Post-season All-Star teams and was a *Baseball America* Double-A All-Star...was promoted to Triple-A Nashville in mid-August and hit .197 with seven home runs and 13 RBI in 18 games with the Sounds...combined to hit .237 with 36 home runs and 96 RBI in 135 games...the home runs were third most in all of minor league baseball behind Dylan Cozens (40) and Rhys Hoskins (38) of the Phillies organization...also tied for fourth in the minors in extra base hits (68), ranked sixth in total bases (267) and tied for 10th in RBI...led the A's farm system in home runs, RBI, runs (92), extra base hits and total bases, ranked second in slugging (.519) and third in walks (68)...hit 21 home runs and drove in 60 runs over his final 67 contests...batted .282 with a .709 slugging percentage against left-handed pitching compared to .225 and .468 against right-handers...led TL third basemen in fielding (.971), total chances (342), putouts (87), assists (245) and double plays (41)...overall, he appeared in 118 games at third base and 10 at shortstop...committed 11 errors as a third baseman (.973 fielding percentage) and five as a shortstop (.911)...was rated as the A's No. 3 prospect by *Baseball America* following the season...went 3-for-4 with two home runs and five RBI April 17 against Northwest Arkansas...it was his first of five multi-homer games...went

4-for-8 in a 15-inning game on May 17 against Frisco...started at third base for the South Division All-Stars in the Texas League All-Star Game on June 28 at Springfield and went 0-for-2 with a walk...went 4-for-5 with three doubles and four RBI on July 19 against Corpus Christi...hit .342 with seven home runs and 22 RBI over his final 20 games with Midland...finished July with 27 RBI in 29 games...had two home runs and a season-high six RBI Aug. 6 against Corpus Christi...was named TL Player of the Week Aug. 15 after going 7-for-22 (.318) with three doubles, three home runs and eight RBI in six games during the week of Aug. 8-14...was promoted to Nashville Aug. 17...combined in the month of August for nine home runs and 24 RBI in 28 games...hit three home runs Sept. 3 at New Orleans...went 2-for-14 (.143) with three walks in four postseason games for Nashville.

**2015**—Spent the entire season at Single-A Stockton but appeared in just 80 games due to two stints on the disabled list...batted .250 with 23 home runs and 57 RBI...despite the limited playing time, he led the A's farm system in home runs and tied for seventh with 47 extra base hits...tied for seventh in the California League in home runs for the season but his 23 home runs were the most in the league from May 7 to Aug. 3 (between his two stints on the DL)...appeared exclusively at third base on defense where he committed 19 errors in 77 games for a .922 fielding percentage...began the season on the DL with a strained left knee and was reinstated May 7...connected for his lone two-homer game of the season May 31 against Lake Elsinore...had his best month in July when he hit .280 with 10 doubles, a triple, 10 home runs and 22 RBI in 29 games...slugged .673...tied for the lead in all of minor league baseball in July home runs (Adam Duvall, Louisville) and tied for second in extra base hits (21)...was placed on the DL a second time Aug. 4 with a left wrist contusion...was reinstated Sept. 2 and went 0-for-11 over his final three games...was not on the Ports postseason roster...was rated as the A's third-best prospect by *Baseball America* following the season.

**2014**—Spent most of his first professional season at Single-A Beloit of the Midwest League where he batted .237 with five home runs and 20 RBI in 50 games...also appeared in three games with the A's affiliate in the Arizona Rookie League and one with Double-A Midland and hit .246 in 54 games overall...appeared exclusively at third base on defense where he committed 12 errors in 41 games for a .910 fielding percentage...went 2-for-5 with a double in his professional debut with the A's affiliate in the Arizona Rookie League on June 20 against the Angels...was transferred to Beloit June 23 and hit his first professional home run June 29 against Kane County...was on the disabled list from July 17 to 24 with a left hip contusion...hit his first career grand slam Aug. 22 against Quad Cities and had a season-high six RBI...was sent to Midland Sept. 1 and went 0-for-3 in his only game that day at Frisco...then batted .310 with two home runs and four RBI in eight postseason games to help the RockHounds to the Texas League Championship...was rated as the A's fourth-best prospect by *Baseball America* following the season.

## PERSONAL/MISCELLANEOUS

Matthew James Chapman was originally signed by A's scout Eric Martins...graduated from El Toro (CA) High School...attended Cal State Fullerton...was All-Big West Honorable Mention as a freshman, Second Team as a sophomore and First Team as a junior...was a *Baseball America* and Louisville Slugger Third-Team All-American as a junior.

### ATHLETICS HOME RUN DERBY PARTICIPANTS

2019	Matt Chapman	1996	Mark McGwire
2014	*Yoenis Céspedes and Josh Donaldson	1994	Ruben Sierra
2013	*Yoenis Céspedes	1992	*Mark McGwire
2001	Jason Giambi	1990	Mark McGwire and Jose Canseco
1999	John Jaha	1987	Mark McGwire
1997	Mark McGwire	1986	Jose Canseco

\*indicates winner

## LIFETIME PLAYING RECORD

Year	Club	AVG.	G	AB	R	H	2B	3B	HR	RBI	SH	SF	HP	BB	SO	SB	CS	OBP	SLG	E
2014	AZL Athletics	.429	3	14	1	6	1	1	0	0	0	0	0	1	1	0	0	.467	.643	1
	Beloit	.237	50	190	22	45	8	3	5	20	0	0	5	7	46	2	1	.282	.389	11
	Midland	.000	1	3	0	0	0	0	0	0	0	0	0	0	0	0	0	.000	.000	0
2015	Stockton	.250	80	304	60	76	21	3	23	57	0	4	5	39	79	4	1	.341	.566	19
2016	Midland	.244	117	438	78	107	26	4	29	83	0	4	3	59	147	7	4	.335	.521	15
	Nashville	.197	18	76	14	15	1	1	7	13	0	0	0	9	26	0	0	.282	.513	1
2017	Nashville	.257	49	175	30	45	6	2	16	30	0	3	1	25	63	5	4	.348	.589	7
	OAKLAND	.234	84	290	39	68	23	2	14	40	0	2	2	32	92	0	3	.313	.472	13
	Stockton	.000	2	7	0	0	0	0	0	0	0	0	0	1	3	0	0	.125	.000	0
2018	OAKLAND	.278	145	547	100	152	42	6	24	68	0	2	9	58	146	1	2	.356	.508	20
	Stockton	.250	1	4	0	1	0	0	0	0	0	0	0	0	1	0	0	.250	.250	1
2019	OAKLAND	.249	156	583	102	145	36	3	36	91	0	3	11	73	147	1	1	.342	.506	9
2020	OAKLAND	.232	37	142	22	33	9	2	10	25	0	1	1	8	54	0	0	.276	.535	5
<b>Major League Totals</b>		<b>.255</b>	<b>422</b>	<b>1562</b>	<b>263</b>	<b>398</b>	<b>110</b>	<b>13</b>	<b>84</b>	<b>224</b>	<b>0</b>	<b>8</b>	<b>23</b>	<b>171</b>	<b>439</b>	<b>2</b>	<b>6</b>	<b>.336</b>	<b>.503</b>	<b>47</b>

## CAREER TRANSACTIONS

**2014** — Selected by the Oakland Athletics in the 1st round (25th selection overall) of the First-Year Player Draft.

**2017** — On the disabled list, June 19 to July 2; included rehabilitation assignment to Stockton, July 1 to 2. **2018**

— On the disabled list, June 15 to July 2; included rehabilitation assignment to Stockton, July 2. **2020** — On the injured list, September 9 to 27.

## WILD CARD RECORD

Year	Club/Opp.	AVG.	G	AB	R	H	2B	3B	HR	RBI	SH	SF	HP	BB	SO	SB	CS	OBP	SLG	E
2018	OAK vs. NYY	.200	1	5	0	1	0	0	0	0	0	0	0	0	0	0	0	.200	.200	0
2019	OAK vs. TB	.333	1	3	0	1	0	0	0	0	0	0	0	1	0	0	0	.500	.333	0
<b>Totals</b>		<b>.250</b>	<b>2</b>	<b>8</b>	<b>0</b>	<b>2</b>	<b>0</b>	<b>0</b>	<b>0</b>	<b>0</b>	<b>0</b>	<b>0</b>	<b>0</b>	<b>1</b>	<b>0</b>	<b>0</b>	<b>0</b>	<b>.333</b>	<b>.250</b>	<b>0</b>

## ALL-STAR GAME RECORD

Year	Club/Site	AVG.	G	AB	R	H	2B	3B	HR	RBI	SH	SF	HP	BB	SO	SB	CS	OBP	SLG	E
2019	A.L./Cle.	—	1	0	1	0	0	0	0	0	0	0	0	1	0	0	0	1.000	—	0

## CHAPMAN'S CAREER BESTS

**Hits:** 4, July 7, 2018 at Cleveland

**Home Runs:** 2 (six times), August 20, 2020 vs. Arizona; August 10, 2020 at Los Angeles (AL); August 15, 2019 vs. Houston; August 14, 2019 at San Francisco; August 26, 2018 at Minnesota; July 15, 2017 vs. Cleveland

**Runs Batted In:** 6, August 10, 2020 at Los Angeles (AL); 6, June 30, 2019 at Los Angeles (AL); 5, July 16, 2019 vs. Seattle

**Stolen Bases:** 1 (twice), last: August 30, 2019 at New York (AL)

**Hitting Streak:** 14, July 31 to August 17, 2018

**Hitless Streak (At Bats):** 17, May 22 to 26, 2018

**Game Ending RBI:** 2, June 20, 2019 vs. Tampa Bay (home run); May 10, 2019 vs. Cleveland (home run)

**Grand Slams:** None

**Pinch-Hit Home Runs:** None

**Inside-The-Park Home Runs:** None

**Lead Off Home Runs:** None

**RIGHT-HANDED PITCHER****Height/Weight:** 6-4 / 263**Bats/Throws:** Right / Right**Birthdate:** September 7, 1996**Opening Day Age:** 24**Birthplace/Resides:** Bani, Dominican Republic / Peravia, Dominican Republic**Major League Service:** None**Obtained:** Signed as a non-drafted free agent, March 24, 2015**Contract Status:** First year of a one-year contract through 2021 [Updated Stats](#)**CAREER HIGHLIGHTS**

The native of the Dominican Republic was signed by the A's as a non-drafted free agent in 2015 and is 12-6 with nine saves and a 4.28 ERA in 93 games, including 13 starts, as a professional... has a .207 (126-for-608) opponents batting average and 226 strikeouts in 170.1 minor league innings (11.94 per nine innings)...however, has walked 150 (7.93 per nine innings) and has 57 wild pitches.

**2020 HIGHLIGHTS**

Was a non-roster invitee with Oakland and compiled a 7.94 ERA in five Spring Training appearances...was added to the A's 60-man player pool on July 1 but did not pitch in 2020.

**CAREER**

**2019**—Pitched for three different teams in the A's farm system and was a combined 4-0 with two saves, a 2.89 ERA and .163 opponents batting average in a career-high 40 games, all in relief... struck out a career-high 93 batters in a career-high 62.1 innings, an average of 13.43 per nine innings...however, walked a career-high 43 (6.21 per nine innings)...surrendered just three home runs (0.43 per nine innings) after allowing two home runs in 108.0 innings over the first four seasons of his career...began the year at Low-A Beloit and had a 3.22 ERA in 13 appearances when he was moved up to High-A Stockton May 26...was 2-0 with both of his saves and a 3.16 ERA in 18 games with the Ports before he was transferred to Double-A Midland July 27...posted a 1.88 ERA in nine outings with the RockHounds...his opponents batting average broke down to .123 against left-handed hitters compared to .183 against right-handers...yielded all three of his home runs to righties...allowed a .120 average to batters leading off an inning but walked eight and hit one for a .254 on-base percentage...opponents hit .186 with runners in scoring position...pitched at least one inning in 38 of his 40 appearances, including two or more 16 times...posted a 2.25 ERA over his final eight games with Beloit...logged a season-high 50 pitches in 1.2 innings May 9 against Fort Wayne...tossed a season-high 3.0 scoreless and hitless innings May 14 at Peoria and struck out a season-high five batters...had his second five-strikeout game May 17 against Kane County... was moved up to Stockton May 26 and tossed 2.0 scoreless and hitless innings in his Ports debut on May 29 against Modesto...recorded both of his saves over a three-game span in June (June 21 vs. San Jose, June 28 at San Jose)...compiled a 1.88 ERA in nine games in June and had a 1.40 ERA over his first 12 games with Stockton through July 6...was promoted to Midland July 27...did not allow a run in six of his final seven outings (0.77 ERA)...posted a 1.59 ERA in seven appearances in August...made one postseason appearance for Midland on Sept. 7 against Amarillo in Game 4 of the Texas League Semifinals (1.2 ip, 2 h, 2 r, 2 er, 2 bb, 3 so).

**2018**—Began the year in extended spring training and made one start with Short Season Vermont and 11 relief appearances with Single-A Beloit before spending the final month of the season on the disabled list...combined for a 4.91 ERA and .158 opponents batting average in 12 games...struck out 19 batters in 11.0 innings (15.55 per nine innings), but walked 18 (14.73 per nine innings)...his opponents batting average broke down to .130 against right-handed hitters compared to .200 against left-handers...opponents hit .125 when leading off an inning but he issued five walks for a .462 on-base percentage...yielded a .200 average with runners in scoring position...began the year in extended spring training...made one start with Vermont on June 18

and was moved up to Beloit June 21...did not allow an earned run in five of his final six appearances beginning July 12 (1.29 ERA)...struck out a season-high four batters July 19 against Bowling Green...tossed a season-high 1.2 scoreless innings Aug. 2 against Kane County...that was his final appearance of the season as he was placed on the disabled list Aug. 3 with a sprained right ankle.

**2017**—Spent the entire season at Short Season Vermont and was 2-0 with five saves and a 3.43 ERA in 15 relief appearances...allowed a .203 opponents batting average but walked 18 in 21.0 innings (7.71 per nine innings)...struck out 29 (12.43 per nine innings)...surrendered just one home run but had eight wild pitches...tied for 10th in the New York-Penn League in saves...his opponents batting average broke down to .125 against right-handed hitters compared to .294 against left-handers...yielded a .186 average with runners on base...tossed at least one inning in 14 of his 15 appearances, including a season-high 2.0 innings five times...compiled a 1.64 ERA and had four of his five saves in seven appearances in July...struck out a season-high five batters in 2.0 scoreless innings on Aug. 17 against Lowell...did not allow a run in one postseason appearance (1.0 ip, 2 bb).

**2016**—Went 5-1 with two saves and a 7.12 ERA in 14 relief appearances with the A's affiliate in the Arizona Rookie League in his first season in the United States...the wins and ERA were career highs, as were his 39 hits, 31 runs and 19 wild pitches...struck out 48 batters in 36.2 innings (11.78 per nine innings) but also walked 33 (8.10 per nine innings)...did not allow a home run...led the AZL in walks and tied for the lead in wins...had a career-high .277 opponents batting average, which broke down to .190 against left-handed hitters compared to .313 against right-handers...struck out a career-high tying six batters June 23 at the Giants, July 30 against the Royals and Aug. 28 against the Cubs...allowed one run in 3.1 innings of relief Aug. 18 against the Indians for his first professional save.

**2015**—Made his professional debut with the A's affiliate in the Dominican Summer League and went 1-5 with a 4.12 ERA and .221 opponents batting average in 12 starts...the losses and games started are career highs...did not allow a home run in 39.1 innings...walked 38 and struck out 37...made his debut June 10 against the Rays (2.1 ip, 2 h, 1 r, 0 er, 2 bb, 2 so)...was credited with his first win July 22 at the Indians when he tossed 5.0 scoreless and hitless innings (5 bb, 3 so).

## PERSONAL/MISCELLANEOUS

Wandisson Charles was originally signed by JC De La Cruz, Amauris Reyes and Pablo Marmol.

### LIFETIME PITCHING RECORD

Year	Club	W	L	ERA	G	GS	CG	SHO	SV	IP	H	R	ER	HR	HB	BB	IBB	SO	WP	BK
2015	DSL A's	1	5	4.12	12	12	0	0	0	39.1	31	23	18	0	3	38	0	37	11	1
2016	AZL A's	5	1	7.12	14	0	0	0	2	36.2	39	31	29	0	1	33	0	48	19	0
2017	Vermont	2	0	3.43	15	0	0	0	5	21.0	15	10	8	1	1	18	0	29	8	1
2018	Vermont	0	0	INF	1	1	0	0	0	0.0	0	1	1	0	0	1	0	0	0	0
	Beloit	0	0	4.91	12	1	0	0	0	11.0	6	7	6	1	1	18	0	19	4	0
2019	Beloit	1	0	3.22	13	0	0	0	0	22.1	12	9	8	1	1	20	0	37	6	2
	Stockton	2	0	3.16	18	0	0	0	2	25.2	14	15	9	1	3	18	0	39	9	0
	Midland	1	0	1.88	9	0	0	0	0	14.1	9	4	3	1	0	5	0	17	0	0
2020										(Minor League Season Canceled — Did Not Pitch)										
<b>Minor League Totals</b>		<b>12</b>	<b>6</b>	<b>4.28</b>	<b>93</b>	<b>13</b>	<b>0</b>	<b>0</b>	<b>9</b>	<b>170.1</b>	<b>126</b>	<b>99</b>	<b>81</b>	<b>5</b>	<b>10</b>	<b>150</b>	<b>0</b>	<b>226</b>	<b>57</b>	<b>4</b>

### CAREER TRANSACTIONS

**2015** — Signed by the Oakland Athletics as a non-drafted free agent, March 24.



**OUTFIELDER****Height/Weight:** 6-2 / 205**Bats/Throws:** Left / Right**Birthdate:** May 31, 1995**Opening Day Age:** 25**Birthplace/Resides:** Metairie, Louisiana / Metairie, Louisiana**Major League Service:** None**Obtained:** Selected in the 2nd round of the 2017 First-Year Player Draft**Contract Status:** First year of a one-year contract through 2021[@Greg\\_D07](#) [gregdeichmann](#) [Updated Stats](#)**CAREER HIGHLIGHTS**

Was the A's 2nd round pick in the 2017 draft and is a .232 hitter with 26 home runs and 94 RBI in 184 games over three professional seasons...has started 141 games in right field, eight in left field, six in center field and four at first base...has played in the postseason in each of his three seasons...played for Mesa in the Arizona Fall League following the 2019 season and was named to the All-AFL Rising Stars team after leading the league with eight home runs in 23 games...was rated as the A's number nine prospect by *Baseball America* following the 2020 season.

**2020 HIGHLIGHTS**

Was a non-roster invitee with Oakland and hit .261 with two home runs and two RBI in 11 games during the spring...was added to the A's 60-man player pool on June 29 but did not play in 2020...was rated as the A's number nine prospect by *Baseball America* following the season.

**CAREER**

**2019**— Made his Double-A debut with Midland and batted .219 with 11 home runs and 36 RBI in 80 games in a season shortened by a seven-week stay on the injured list with a shoulder injury...also stole 19 bases, which ranked 10th in the Texas League and fifth in the A's farm system...his .375 slugging percentage was the lowest of his three full seasons...played for Mesa in the Arizona Fall League following the season and was named to the All-AFL Rising Stars team after batting .256 with nine home runs and 20 RBI in 23 games...had more than twice as many home runs as any other player...also led the AFL in slugging (.634) and total bases (52), ranked second in OPS (.982), tied for second in RBI and extra base hits (12) and tied for fourth in runs (15)...with Midland, he batted .228 with 10 of his 11 home runs against right-handed pitchers compared to .170 against left-handers...hit eight of his 11 home runs on the road...had five home runs in 18 day games, six in 62 contests at night...started 69 games in right field and three in center field...had seven assists in 72 games overall in the outfield...committed four errors for a .973 fielding percentage...also went 5-for-32 (.156) in eight games as the designated hitter...hit in every spot in the order except first and ninth...saw his most action with 28 games batting seventh where he hit .314...collected a career-high tying three hits, including a season-high two doubles, on Opening Day, April 4 at Frisco...had the second two-homer game of his career May 7 at Northwest Arkansas (also Aug. 26, 2018 at Visalia) and matched his career high with three RBI...that started a six-game stretch from May 7-13 where he went 8-for-24 (.333) with five RBI...had a season-high eight-game hitting streak from June 6-16 (11-for-34, .324)...was batting .211 with seven home runs and 24 RBI in 60 games when he was placed on the injured list June 20 with a sprained right shoulder...was reinstated Aug. 7 and hit .247 with four home runs and 12 RBI over his final 20 contests...stole a career-high two bases Aug. 27 vs. Amarillo...went 0-for-4 with a career-high four strikeouts Aug. 21 vs. Northwest Arkansas...had his second career four-strikeout game Aug. 29 at Northwest Arkansas...batted .333 (7-for-21) with a double, two home runs, four RBI, three runs scored and eight strikeouts in the postseason as he started all five games in right field for Midland in the Texas League Semifinals against Amarillo.

**2018**— Spent most of the season at Single-A Stockton where he batted .199 with six home runs and 21 RBI in 47 games in a season shorted by a wrist injury...also appeared in 11 games with the A's affiliate in the Arizona Rookie League and combined for a .216 average, seven home runs

and 28 RBI in 58 games overall...had a career-high 16 doubles...batted .227 with all seven of his home runs against right-handed pitching compared to .178 against left-handers...started 38 games in right field, eight in left field, four at first base and three in center field...was also 3-for-8 (.375) in two games as the designated hitter...hit in every spot in the order except eighth and saw his most action with 18 games batting cleanup and 17 in the six spot...doubled in four straight games, April 7-9...was hitting .200 with seven doubles and five RBI in 15 games when he was placed on the disabled list April 21 with a strained right wrist...began a rehab assignment with the A's affiliate in the AZL June 18 and went 6-for-19 (.316) in five games before the assignment was halted June 27...collected his first career three-hit game June 20 against the Indians2 club... resumed his rehab July 16 and went 3-for-12 (.250) in six games before he was reinstated from the DL and sent back to Stockton July 28...hit five of his six home runs over an 11-game span from Aug. 15-26...that included his first career two-homer game Aug. 26 at Visalia...went 1-for-4 with three strikeouts in one postseason game with Stockton before going on the DL a second time Sept. 7 with a fractured right hamate.

**2017**—Made his professional debut with Vermont of the Short Season New York-Penn League and hit .274 with eight home runs and 30 RBI in 46 games...added 28 walks for a .385 on-base percentage...slugged .530 and had a .915 OPS...had a career-high four triples...tied for third in the NYPL in home runs...was named to the NYPL Midseason All-Star team and went 2-for-3 with a stolen base for the North in a start at designated in the All-Star Game...collected all eight of his home runs against right-handed pitching...hit .333 in April, .325 with a .400 on-base percentage when leading off an inning, .324 before the All-Star Break and .308 at home...started 34 games in right field and also appeared in one game in left field...committed his only error as a left fielder... hit clean-up 44 times...was 0-for-3 in his debut in the first game of a July 11 doubleheader at Staten Island but then went 2-for-3 with a triple, two RBI and a walk in the night cap...connected for his first home run and stole his first base July 13 at Staten Island...hit .200 (3-for-15) with a home run, three RBI and a walk in four postseason games.

## PERSONAL/MISCELLANEOUS

Gregory Arthur Deichmann was originally signed by A's scout Kelcey Mucker...graduated from Brother Martin HS (LA)...played collegiately at Louisiana State...was First-Team All-American and First-Team All-SEC in 2017...hit .294 with 30 home runs and 130 RBI in 146 games in three seasons with the Tigers.

### LIFETIME PLAYING RECORD

Year	Club	AVG.	G	AB	R	H	2B	3B	HR	RBI	SH	SF	HP	BB	SO	SB	CS	OBP	SLG	E
2017	Vermont	.274	46	164	31	45	10	4	8	30	0	1	2	28	40	4	1	.385	.530	1
2018	Stockton	.199	47	166	18	33	14	0	6	21	0	1	1	17	63	0	1	.276	.392	4
	AZL A's	.289	11	38	9	11	2	2	1	7	0	0	0	5	8	0	0	.372	.526	0
2019	Midland	.219	80	301	42	66	10	2	11	36	0	3	2	34	103	19	5	.300	.375	4
2020																				
	Minor League Totals	.232	184	669	100	155	36	8	26	94	0	5	5	84	214	23	7	.320	.426	9

### CAREER TRANSACTIONS

**2016** — Selected by the Minnesota Twins in the 26th round of the First-Year Player Draft; did not sign. **2017** — Selected by the Oakland Athletics in the 2nd round of the First-Year Player Draft.



**LEFT-HANDED PITCHER**

**Height/Weight:** 6-4 / 195

**Birthdate:** January 21, 1987

**Birthplace/Resides:** Wymore, Nebraska / Lincoln, Nebraska

**Major League Service:** 8 years, 50 days

**Obtained:** Acquired from the Kansas City Royals for minor leaguers Ismael Aquino and Dairon Blanco, July 27, 2019; re-signed December 3, 2019

**Contract Status:** Second year of a two-year contract through 2021 with a club option for 2022.

[@JakeDiekman](#)

[@jakediekman](#)

[Updated Stats](#)

**Bats/Throws:** Left / Left

**Opening Day Age:** 34

**CAREER HIGHLIGHTS**

Has pitched for five teams in nine seasons in the majors and is 17-22 with seven saves and a 3.71 ERA in 462 career appearances, all in relief...has more strikeouts (498) than innings pitched (395.1) for an average of 11.34 strikeouts per nine innings...was originally drafted by Philadelphia in the 30th round in 2007 and pitched for the Phillies (2012-15), Rangers (2015-18), Diamondbacks (2018) and Royals (2019) before he was dealt to the A's days before the 2019 trading deadline...was part of a combined no-hitter with Philadelphia on Sept. 1, 2014 at Atlanta, working a 1-2-3 seventh inning...recorded the win in his Major League debut on May 15, 2012 vs. Houston...pitched in the Arizona Fall League in 2010 and 2011 and was named to the Top Prospects Team in 2011.

**MLB MOST HOLDS, 2019-20**

- 44 Jake Diekman
- 36 Yusmeiro Petit
- 36 Craig Stammen
- 35 Tony Watson
- 32 Zack Britton
- 32 Will Harris

**2020 HIGHLIGHTS**

Allowed just two runs in 21 appearances in 2020 and only one was earned for a 0.42 ERA...opponents went 8-for-70 (.114) with one extra base hit (home run) for a .157 slugging percentage...however, he walked 12 for a .253 on-base percentage...had a .410 OPS and had career lows in ERA, opponents batting, slugging, on-base percentage and OPS...in two seasons with the A's, he has allowed 24 hits but has walked 28...ranked second among Major League relievers in ERA and opponents slugging percentage, fifth in batting average and seventh in OPS...based on a minimum of 20 innings pitched, his ERA was the lowest in Athletics history ahead of Joey Devine, who had a 0.59 ERA in 45.2 innings in 2008...based on a minimum of 75 batters faced, his opponents batting average and slugging percentage were the lowest in Oakland history...the previous lows were a .147 batting average by Pat Neshek in 2012 and a .170 slugging percentage by Joey Devine in 2008...struck out 31 batters in 21.1 innings for a career-best mark of 13.08 strikeouts per nine innings (previously, 12.68 in 2014)...surrendered just one home run...his opponents batting average broke down to .070 (3-for-43) against right-handed hitters compared to .185 (5-for-27) against left-handers...issued seven of his 12 walks and surrendered his only home run to lefties for a .649 OPS (.253 against righties)...yielded a .061 batting average with runners on base, .162 with nine of his 12 walks with the bases empty...opponents were 2-for-10 (.200) with runners in scoring position...did not allow an earned run in 12 games in Oakland (15.0 ip), 12 games during the day (12.2 ip) or 13 games when pitching on two days rest or fewer (14.0 ip)...first batters faced were 1-for-16 (.063) with four walks and a sacrifice hit...among pitchers in the West divisions, he tied for the third lowest batting average and slugging percentage against first batters but tied for the third most walks...now has a .207 batting average against first batters in his career and has allowed just four home runs in 462 batters faced...allowed 1-of-3 (33.3%) inherited runners to score...led the majors with 13 holds after tying for the lead with 31 in 2019...did not allow an earned run in 15 games (15.1 innings) against American League West teams...now has a 2.46 ERA in 126 career appearances against the AL West compared to a 4.17 ERA in 336 games against all other competition...tossed at least one inning in 18 of his 21 appearances but more than one inning just three times...the A's were 20-1 when he pitched.

**OAKLAND:** Walked a season-high two batters but also struck out a season-high three July 27 against Los Angeles (AL)...it was his first of three three-strikeout games (Aug. 23 vs. Los Angeles-AL and Sept. 16 at Colorado)...matched his season high with two walks and had a season-high 34 pitches Aug. 2 at Seattle...yielded two hits Aug. 17 at Arizona, his only outing with more than one hit in 2020...tossed a career-high tying 2.0 scoreless innings Aug. 23 against Los Angeles (AL)...it was his 15th career outing of 2.0 innings but his first since April 27, 2016...did not allow a run in nine games in August (9.1 ip)...opponents hit .129 and he struck out 14 in 9.1 innings...then logged a 0.96 ERA and .100 opponents average in September with 13 strikeouts in 9.1 innings...surrendered his first run of the season in his 19th appearance on Sept. 23 at Los Angeles (NL) when Seager homered with one out in the sixth...it was the first run he allowed since Sept. 14, 2019 at Texas and it snapped a career-high 22.0-inning scoreless streak, which was the longest by an A's reliever since Sean Doolittle had a 26.1-inning streak from April 29-June 27, 2014...his season-opening 18.1-inning scoreless streak tied for second longest in Oakland history by a player on the Opening Day roster...the home run was his first June 21, 2019 against Minnesota (Sanó), a streak of 57 games, 48.1 innings and 214 batters faced without allowing a home run...allowed his second and final run of the season in his next appearance Sept. 25 against Seattle but it was unearned...picked up his only two wins of the season in those two games against the Dodgers and Mariners...pitched in six of the A's seven postseason games and compiled a 3.86 ERA and .176 opponents batting average...became the first A's pitcher with six appearances in a postseason since Dennis Eckersley and Rick Honeycutt had six games each in 1989...worked in all three ALCWS games against Chicago and did not allow a run or a hit (1.2 ip, 2 bb, 1 so)...earned the save in Game 2 when he relieved Hendriks in the ninth inning with the bases loaded, two outs and the A's leading 5-2...walked Grandal to force in a run but then got Abreu to ground out to end the game...faced Houston three times in the ALDS (3.0 ip, 3 h, 2 r, 2 er, 0 bb, 4 so)...allowed his only runs in Game 4 on a two-run home run by Altuve.

## CAREER

**2019**—Began the season with Kansas City and was 0-6 with a 4.75 ERA in 48 relief appearances when he was traded to Oakland on July 27...went 1-1 with a 4.43 ERA in 28 games with the A's and had a 4.65 ERA in a career-high 76 relief appearances overall...ranked second in the American League in games pitched...held the opposition to a .215 batting average but issued a career-high 39 walks and hit a career-high 11 batters in 62.0 innings for a .352 on-base percentage...the 11 hit batters matched the most by an AL reliever (Dellin Betances, NYY in 2017 and Mitch Williams, TEX in 1986) and tied for second among Major League relievers (12, Carlos Marmol, CHC in 2009)...they tied for sixth among all AL pitchers in 2019...also had career highs in holds (31), losses (7) and earned runs (32) and his 84 strikeouts were second only to his 100 in 2014 with Philadelphia...averaged 12.19 strikeouts per nine innings...surrendered just three home runs and his average of 0.44 home runs per nine innings was third lowest among AL relievers...did not allow a home run in 20.1 innings with the A's...his .215 opponents batting average included a mark of .210 against right-handed hitters compared to .224 against left-handers...did not allow a home run to a lefty...allowed 10-of-39 (25.6%) inherited runners to score, which was ninth-lowest percentage in the AL...first batters faced hit .210 but he issued 10 first-batter walks, which tied for fourth most in the AL (.342 on-base percentage)...tied for the lead among AL relievers in holds and losses and ranked fifth in walks...combined for a 6.19 ERA in 47 appearances on zero or one day of rest...had a 2.36 ERA in 29 outings on two days rest or more...had a 2.20 ERA and .130 opponents batting average in the sixth and seventh innings, a 6.15 ERA and .248 opponents average from the eighth inning on...the opponents number four hitter was 1-for-21 (.048) off him with no RBI...logged a 6.52 ERA in 13 interleague appearances, a 4.30 ERA in 63 outings against AL teams...tossed one inning or fewer in 71 of his 76 relief appearances and his season high was 1.2 innings...did not allow a run in 14 of his 16 appearances from April 7 to May 12 and had a 1.32 ERA and .091 opponents batting average over that span...allowed just 1-of-12 inherited runners to score...had a season-high 8.2-inning scoreless streak from April 22 to May 12...tossed a season-high 1.2 scoreless and hitless innings April 27 against Los Angeles (AL)...struck out at least one batter in a career-high 21 consecutive games from May 1 to June 20...had 36 strikeouts in 20.0 innings over that span (16.20 strikeouts per nine innings)...struck out a season-high three batters May 14 against Texas, a mark he matched on May 19 at Los Angeles (AL) and July 24 at Atlanta...also struck out two batters May 19 at Detroit as he pitched for Oakland in the A's suspended game against the Tigers that was completed on Sept. 6...compiled a 2.08 ERA and .116

opponents batting average in 13 games in May...struck out 24 batters in 13.0 innings...had not allowed a home run over his first 29 games through June 2...then surrendered all three of his home runs over an eight-game stretch from June 4 to 21...finished the season with a 39-game, 30.0-inning, 143-batters faced homerless streak...tossed a scoreless eighth inning June 17 at Seattle in his 400th career appearance...did not allow a run in five of his final six outings with the Royals (1.69 ERA)...was traded to the A's on July 27 for minor league pitcher Ismael Aquino and minor league outfielder Dairon Blanco...made his Oakland debut July 30 against Milwaukee and tossed a scoreless seventh inning (1 bb) in the A's 3-2, 10-inning win...was credited with his first win of the season Aug. 15 against Houston when he recorded the final out of the eighth inning with the score tied 6-6...the A's scored a run in the bottom of the sixth for a 7-6 victory...it snapped a season-opening six-game losing streak and a career-high eight-game losing streak overall...it was his first win since June 2, 2018 at Los Angeles (AL)...had a six-game scoreless streak from Aug. 15 to 24 (5.0 ip)...capped the streak Aug. 24 against San Francisco with a season-high tying 1.2 scoreless innings...finished the season with a six-game (3.2 ip) scoreless streak...retired the only batter he faced in the AL Wild Card game on Oct. 2 against Tampa Bay in Oakland when he got Austin Meadows to fly out for the final out of the fifth inning.

**2018**—Appeared in 71 games combined between Texas and Arizona, being traded to the Diamondbacks at the non-waiver deadline...went 1-2 with two saves, a 4.73 ERA, 17 holds and 66 strikeouts...acquired by Arizona in exchange for right-handed pitcher Wei-Chieh Huang and left-handed pitcher Joshua Javier on July 31...tossed a scoreless inning at Chase Field the night prior to the deal and rode the bullpen cart from the visiting clubhouse to the home clubhouse before the next night's game...tied for seventh among Major League left-handed relievers in appearances and was 13th in strikeouts per 9.0 innings (11.14)...allowed just 22.2 percent of his inherited runners to score (6-for-27)...stranded seven of eight inherited runners with the Diamondbacks...made 15-straight scoreless appearances on the road from July 5-Sept. 11, spanning 10.2 innings...limited right-handed batters to a .191 average...however, lefties hit .329 against him.

**2017**—Missed a majority of the season due to three surgeries to replace his colon with an internal reservoir in order to relieve his ulcerative colitis condition...all three surgeries were conducted at the Mayo Clinic in Rochester, Minn., with the final one on June 9...made 11 relief appearances in September and posted a 2.53 ERA...allowed all three runs in one outing on Sept. 13 vs. Seattle...ranked among AL leaders for September/October in holds (5, t-5th) and opponents batting average (.121, 10th)...set a club record by opening a season with five-straight outings without allowing a hit and facing at least three batters in each appearance.

**2016**—Made 66 relief appearances in his first full season with the Rangers, going 4-2 with a 3.40 ERA...recorded the first four saves of his Major League career...among American League relievers, tied for fourth in holds (26) and ranked ninth in opponents average (.189)...extended a streak of appearances without an earned run to 20 straight (15.2 ip) from Sept. 12, 2015-April 27, 2016, before surrendering three runs to the Angels on May 1...recorded his first ML save June 9 against Houston...placed on the disabled list (left index finger laceration) on July 6 and was reinstated on July 21...made two appearances vs. Toronto in the ALDS, allowing three runs on five hits in 1.0 inning of work...surrendered all three tallies in the ninth inning of the Jays 10-1 triumph in Game 1...also allowed a double and issued an intentional walk in the sixth inning of Game 3.

**2015**—Combined to go 2-1 with a 4.01 ERA over 67 appearances with the Phillies and Rangers...acquired by Texas on July 31 along with Cole Hamels and cash considerations, in exchange for six minor league players...made his Rangers debut that night vs. San Francisco, tossing 1.2 scoreless innings...following the trade, posted a 2.08 ERA and allowed just two of 13 inherited runners to score (15.4%)...ended the season with 7.1 scoreless innings over his final nine relief appearances, with opponents going 1-for-24 (.042) against him...made four appearances vs. Toronto in the American League Division Series, posting a 1.50 ERA and a .105 opponents average...worked 2.0 scoreless innings in both Game 1 and 2 at Rogers Centre, protecting a 5-3 lead in the first contest.

**2014**—In his first full Major League season, ranked third among National League relievers in strikeouts (100), fourth in strikeouts per nine innings (12.68), tied for sixth in innings (71.0) and tied for ninth in appearances (73)...posted a 2.38 ERA over his last 25 appearances of the season,

holding opponents scoreless in 21 of them (Aug. 3-Sept. 28)...combined with Cole Hamels, Ken Giles and Jonathan Papelbon for a no-hitter on Sept. 1 at Atlanta, working a 1-2-3 seventh inning.

**2013**—Worked 45 games with the Phillies, after opening the year with Triple-A Lehigh Valley...went 1-4 with a 2.58 ERA and 41 strikeouts in 38.1 innings...posted a 1.82 ERA and a .190 opponents average over his final 34 outings (July 7-Sept. 28)...also allowed one run over his final 19 appearances (0.52 ERA)...fanned all five hitters he faced in 1.2 innings at Pittsburgh on July 3, which established his single-game career high.

**2012**—Made his Major League debut on May 15 against Houston, earning a win with 1.1 scoreless innings in a 4-3 final...became the first Phillies reliever to win his first ML game since Sergio Escalona in 2009...had two stints in the big leagues (May 15-July 31 and Sept. 3-end of season)...also pitched in 25 games with Lehigh Valley...recorded an 11.52 strikeout-per-nine-inning rate.

**2011**—Tied for fourth in the Eastern League in appearances (53), spending the year at Double-A Reading...averaged 11.49 strikeouts per nine innings (83 so in 65.0 ip)...named to the Arizona Fall League Top Prospects team, pitching for Scottsdale.

**2010**—Held opponents to a .187 average combined between Single-A Lakewood and Clearwater...pitched for Mesa in the Arizona Fall League...also participated in the Florida Instructional League for the third straight year.

**2009**—Transitioned from starter to reliever, making two starts with Lakewood to open the year...has made just one professional start, which was part of a minor league rehab assignment, since April 18, 2009.

**2008**—Combined for a 4-9 record and a 5.09 ERA in 27 starts with Lakewood and Williamsport...struck out 96 in 141.1 innings but walked 72.

**2007**—Made his professional debut with the GCL Phillies and went 1-3 with a 2.92 ERA in 10 games, seven starts...also went 2-1 with a 2.25 ERA in three starts with Williamsport.

## PERSONAL/MISCELLANEOUS

Jacob Tanner Diekman was originally signed by Phillies scout Jerry Lafferty...is married, Amanda, and has a daughter, Palmer...played baseball, basketball and golf at Wymore (Neb.) Southern High School, graduating in 2005...pitched two seasons at Cloud County Community College in Concordia, Kan., graduating with an associate's degree in business administration...actively involved in activities for the Cohn's and Colitis Foundation of America...joined with wife, Amanda, to found the "Gut it Out Foundation," whose mission is to connect patients and caregivers through education and inspiration in order to strengthen relationships and resources within the community...awarded the 53rd Hutch Award by the Fred Hutchinson Cancer Research Center in Seattle in January 2018...the honor is given annually to an MLB player who best exemplifies the honor, courage and dedication of the legendary player and manager, Fred Hutchinson.

## LIVING PHILADELPHIA ATHLETICS

As of Jan. 1, 2021, there are five living former Philadelphia Athletics, the oldest of which is Eddie Robinson, who was born on Dec. 15, 1920 and played for Philadelphia in 1953. Robinson is the oldest living Major Leaguer and is also the oldest Kansas City Athletic, as he also played for the A's in 1956. The oldest living Oakland A's player as of Jan. 1 is Felipe Alou, who played for the A's in 1970 and 1971 and was born on May 12, 1935. The five living Philadelphia Athletics are:

Player	Years	Birthday
Eddie Robinson	1953	Dec. 15, 1920
Bobby Shantz	1949-54	Sept. 26, 1925
Bill Harrington	1953	Oct. 3, 1927
Bill Wilson	1954	Nov. 6, 1928
Art Ditmar	1954	April 3, 1929

## LIFETIME PITCHING RECORD

Year	Club	W	L	ERA	G	GS	CG	SHO	SV	IP	H	R	ER	HR	HB	BB	IBB	SO	WP	BK
2007	GCL Phillies	1	3	2.92	10	7	0	0	0	37.0	29	12	12	2	3	13	0	35	0	0
	Williamsport	2	1	2.25	3	3	0	0	0	16.0	10	4	4	0	1	8	0	11	1	0
2008	Lakewood	3	5	5.42	19	19	0	0	0	96.1	120	72	58	4	5	47	0	53	12	3
	Williamsport	1	4	4.40	8	8	1	0	0	45.0	41	24	22	4	1	25	0	43	2	0
2009	Lakewood	2	0	4.04	32	2	0	0	2	55.2	59	32	25	3	0	28	0	52	4	3
2010	Lakewood	2	0	1.90	21	0	0	0	0	23.2	16	11	5	0	5	15	0	30	3	0
	Clearwater	0	2	3.66	24	0	0	0	0	32.0	22	20	13	2	6	23	0	26	2	0
2011	Reading	0	1	3.05	53	0	0	0	3	65.0	47	29	22	3	5	44	2	83	7	0
2012	Lehigh Valley	1	1	1.69	25	0	0	0	7	26.2	19	5	5	0	2	13	1	37	0	0
	PHILADELPHIA	1	1	3.95	32	0	0	0	0	27.1	25	17	12	1	3	20	3	35	1	0
2013	Lehigh Valley	1	0	5.70	30	0	0	0	11	30.0	31	22	19	1	1	24	1	37	1	0
	PHILADELPHIA	1	4	2.58	45	0	0	0	0	38.1	34	15	11	1	0	16	2	41	2	1
2014	PHILADELPHIA	5	5	3.80	73	0	0	0	0	71.0	66	36	30	4	3	35	5	100	7	0
2015	PHILADELPHIA	2	1	5.15	41	0	0	0	0	36.2	40	23	21	3	2	24	0	49	1	0
	Lehigh Valley	0	0	0.00	6	0	0	0	3	7.0	5	0	0	0	0	1	0	7	1	0
	TEXAS	0	0	2.08	26	0	0	0	0	21.2	13	5	5	2	1	7	0	20	1	0
2016	TEXAS	4	2	3.40	66	0	0	0	4	53.0	36	22	20	4	3	26	1	59	3	0
2017	Frisco	1	0	1.80	5	1	0	0	0	5.0	3	1	1	0	0	0	0	6	0	0
	Round Rock	0	0	0.00	1	0	0	0	0	1.1	0	0	0	0	0	0	0	2	0	0
	TEXAS	0	0	2.53	11	0	0	0	1	10.2	4	3	3	1	0	10	1	13	0	0
2018	TEXAS	1	1	3.69	47	0	0	0	2	39.0	31	18	16	2	3	23	1	48	0	0
	ARIZONA	0	1	7.53	24	0	0	0	0	14.1	18	15	12	2	3	8	1	18	3	0
2019	KANSAS CITY	0	6	4.75	48	0	0	0	0	41.2	33	23	22	3	8	23	0	63	4	0
	OAKLAND	1	1	4.43	28	0	0	0	0	20.1	16	11	10	0	3	16	1	21	2	0
2020	OAKLAND	2	0	0.42	21	0	0	0	0	21.1	8	2	1	1	1	12	1	31	0	0
<b>Major League Totals</b>		<b>17</b>	<b>22</b>	<b>3.71</b>	<b>462</b>	<b>0</b>	<b>0</b>	<b>0</b>	<b>7</b>	<b>395.1</b>	<b>324</b>	<b>190</b>	<b>163</b>	<b>24</b>	<b>30</b>	<b>220</b>	<b>16</b>	<b>498</b>	<b>24</b>	<b>1</b>

## CAREER TRANSACTIONS

**2007** — Selected by the Philadelphia Phillies organization in the 30th round of the First-Year Player Draft.  
**2015** — Traded to the Texas Rangers with pitcher Cole Hamels and cash for pitchers Jared Eickhoff and Matt Harrison, catcher Jorge Alfaro, minor league pitchers Alec Asher and Jake Thompson and minor league outfielder Nick Williams, July 31. **2016** — On the disabled list, July 6 to 21. **2017** — On the disabled list, February 14 to August 31; included rehabilitation assignments to Frisco, August 17 to 24 and August 28 to 31, and Round Rock, August 25 to 27. **2018** — Traded to the Arizona Diamondbacks for minor league pitcher Wei-Chieh Huang and a player to be named later (minor league pitcher Joshua Javier on August 17), July 31. Elected free agency, October 29. **2019** — Signed by the Kansas City Royals, February 13. Traded to the Oakland Athletics for minor league pitcher Ismael Aquino and minor league outfielder Dairon Blanco, July 27. Elected free agency (option not exercised), October 31; re-signed by Oakland, December 3.

## WILD CARD RECORD

Year	Club/Opp.	W	L	ERA	G	GS	CG	SHO	SV	IP	H	R	ER	HR	HB	BB	IBB	SO	WP	BK
2019	OAK vs. TB	0	0	0.00	1	0	0	0	0	0.1	0	0	0	0	0	0	0	0	0	0
2020	OAK vs. CWS	0	0	0.00	3	0	0	0	1	1.2	0	0	0	0	0	2	0	1	0	0
<b>Totals</b>		<b>0</b>	<b>0</b>	<b>0.00</b>	<b>4</b>	<b>0</b>	<b>0</b>	<b>0</b>	<b>1</b>	<b>2.0</b>	<b>0</b>	<b>0</b>	<b>0</b>	<b>0</b>	<b>0</b>	<b>2</b>	<b>0</b>	<b>1</b>	<b>0</b>	<b>0</b>

## DIVISION SERIES RECORD

Year	Club/Opp.	W	L	ERA	G	GS	CG	SHO	SV	IP	H	R	ER	HR	HB	BB	IBB	SO	WP	BK
2015	TEX vs. TOR	0	0	1.50	4	0	0	0	0	6.0	2	1	1	0	0	0	0	5	0	0
2016	TEX vs. TOR	0	0	27.00	2	0	0	0	0	1.0	5	3	3	1	0	2	1	1	0	0
2020	OAK vs. HOU	0	0	6.00	3	0	0	0	0	3.0	3	2	2	1	1	0	0	4	0	0
<b>Totals</b>		<b>0</b>	<b>0</b>	<b>5.40</b>	<b>9</b>	<b>0</b>	<b>0</b>	<b>0</b>	<b>0</b>	<b>10.0</b>	<b>10</b>	<b>6</b>	<b>6</b>	<b>2</b>	<b>1</b>	<b>2</b>	<b>1</b>	<b>10</b>	<b>0</b>	<b>0</b>

## DIEKMANN'S CAREER BESTS

**Low Hit Complete Game:** None  
**Innings Pitched:** 2.0 (15 times), last: August 23, 2020 vs. Los Angeles (AL)  
**Strikeouts:** 5, July 3, 2013 at Pittsburgh  
**Pitches:** 52, April 28, 2015 at St. Louis  
**Longest Winning Streak:** 3, June 7 to August 10, 2016  
**Longest Losing Streak:** 8, June 26, 2018 to July 7, 2019  
**Longest Scoreless Streak:** 22.0, September 16, 2019 to September 19, 2020

**RIGHT-HANDED PITCHER****Height/Weight:** 6-0 / 215**Bats/Throws:** Right / Right**Birthdate:** February 12, 1995**Opening Day Age:** 26**Birthplace/Resides:** Zionsville, Indiana / Zionsville, Indiana**Major League Service:** None**Obtained:** Selected in the 7th round of the 2017 First-Year Player Draft**Contract Status:** First year of a one-year contract through 2021[Updated Stats](#)**NON-ROSTER INVITEE****CAREER HIGHLIGHTS**

Was selected by the A's in the seventh round of the 2017 draft and is 20-13 with a 2.94 ERA in 63 games, including 56 starts, in three seasons as a professional...has struck out 335 (9.39 per nine innings) in 321.0 career innings...tied for sixth in the minor leagues in wins (13) in 2018 and tied for eighth in strikeouts (163)...did not allow a run in 38.1 innings with Vermont in 2017, earning *Baseball America* Short-Season All-Star honors.

**2020 HIGHLIGHTS**

Was a non-roster invitee with the A's and went 0-1 with a 12.27 ERA in three appearances during the spring before he was reassigned to minor league camp on March 6...was added to the A's 60-man player pool on June 29 but did not pitch in 2020.

**CAREER**

**2019**—Spent the first five weeks of the season at Double-A Midland and was promoted to Triple-A Las Vegas May 12 after compiling a 1.89 ERA in six starts with the RockHounds...was 4-5 with a save and a 4.38 ERA in 20 games, 19 starts, with the Aviators...combined for a 6-7 record and a 4.36 ERA in 26 appearances overall...had career highs in games, starts, losses, runs (73), earned runs (63), home runs (22), hit batters (10) and walks (48)...the save was the first of his career...ranked fourth in the A's farm system in strikeouts (124), eighth in innings pitched (130.0), ninth in ERA and tied for ninth in wins...allowed a .238 opponents batting average, which broke down to .214 against right-handed hitters compared to .256 against left-handers...yielded a .195 average to batters leading off an inning...opponents hit .298 with runners in scoring position...combined to go 2-3 with a 3.10 ERA in 11 starts at home compared to 4-4 with a 5.48 ERA in 15 games on the road...went 2-0 with a 1.35 ERA and .167 opponents batting average over a five-start stretch from April 16 to May 13...was named Texas League Pitcher of the Week for the week of April 22-28 after winning both of his starts while tossing 15.0 scoreless innings...logged 7.0 innings April 22 against Tulsa...then pitched a career-high tying 8.0 scoreless innings and allowed just two hits and a walk against Northwest Arkansas April 28...had a season-best 16.0-inning scoreless streak from April 22 to May 5...went 2-2 with a 1.74 ERA and .204 opponents batting average in five starts in April...was 2-2 with a 1.89 ERA in six starts when he was promoted to Las Vegas May 12...struck out a season-high nine batters in his Triple-A debut May 13 against Tacoma...walked a career-high tying four batters May 20 at Salt Lake, June 5 vs. Round Rock and July 25 at Tacoma...allowed a career-high eight runs in 5.2 innings in an 8-3 loss at Reno May 25...also had a career-high 110 pitches in that start...had the shortest start of his career July 6 at Albuquerque when he lasted just 1.0 innings (3 h, 3 r, 3 er, 1 bb, 0 so)...compiled a 2-0 record, a 1.78 ERA and .204 opponents batting average over a six-game stretch from July 27 to Aug. 24...made his only relief appearance of the season Aug. 13 at Omaha in a game started by a rehabbing Sean Manaea...pitched the final three innings of the Aviators 4-2 win for his first professional save (2 h, 1 r, 1 er, 1 bb, 2 so)...matched his season-high with nine strikeouts in 5.2 scoreless innings on Aug. 24 at Tacoma...was named Pacific Coast League Pitcher of the Week for the week of Aug. 19-25 after going 1-0 with a 0.00 ERA and 15 strikeouts in 11.2 innings over two starts...allowed just four hits and walked one...made one postseason start and had a no decision in the Aviators 8-6 loss in Game 2 of the PCL Semifinals at Sacramento on Sept. 5 (3.1 ip, 5 h, 5 r, 5 er, 2 bb, 6 so).



**2018**—Split his season between Single-A Stockton and Double-A Midland and combined for a 13-6 record and a 2.33 ERA in 24 games, including 22 starts, in his second professional season...struck out 163 and walked just 31 in 150.2 innings for a strikeout-to-walk ratio of 5.26...averaged 9.74 strikeouts per nine innings and 1.85 walks per nine innings...his 13 wins tied for sixth in all of minor league baseball and his 163 strikeouts tied for eighth...led the A's farm system in ERA, wins and strikeouts and ranked second in innings pitched...was named an A's Organization All-Star by mlb.com and was a California League Midseason All-Star...began the year at Stockton and went 6-2 with a 2.70 ERA in 12 games...was tied for second in the CL in wins, ranked third in strikeouts (82) and fourth in ERA at the time of his promotion to Midland on June 13...went 7-4 with a 2.01 ERA in 12 starts with the RockHounds...tied for the Texas League lead in wins from June 13 through the end of the season, ranked second in ERA and third in strikeouts (81)...allowed a .219 opponents batting average, including .215 against left-handed hitters compared to .222 against right-handers...opponents hit .206 with runners in scoring position, including .152 with RISP and two outs...nine of the 12 home runs he allowed came with the bases empty...went 3-1 with a 1.71 ERA in five starts during the day, 10-5 with a 2.50 ERA in 19 games at night...both of his relief appearances came in relief of a pitcher on a rehab assignment from Oakland...tossed six or more innings in 17 of his 24 appearances, allowed two runs or fewer 15 times and walked two or fewer 19 times...did not allow a run in his first two starts on April 7 against Lake Elsinore and April 12 at San Jose...tossed 5.0 innings in each game...struck out 10 and did not walk a batter in the first game but had a no decision...then yielded just one hit for his first win of the season in the second game...walked one and struck out four and was named Cal League Pitcher of the Week for the week of April 9-15...allowed a run in the second inning on April 18 at Modesto, snapping a 49.1-inning scoreless streak dating back to June 30, 2017...went 2-0 with a 2.28 ERA in five starts in April and struck out 38 batters in 27.2 innings...ranked second in all of minor league baseball in strikeouts in April...struck out a season-high 11 batters at Inland Empire May 13...won each of his final four starts at Stockton from May 25 to June 11 (2.77 ERA)...named to the Cal League Midseason All-Star Game but did not play in the June 19 game as he was promoted to Midland June 13...did not allow a run in five of his final seven starts from July 24 to Aug. 30, going 6-1 with a 0.94 ERA...tossed a season-high 8.0 innings July 7 at Springfield...finished the season with a 51.2-inning homerless streak beginning July 18...had a four-game winning streak from July 24 to Aug. 12 (0.68 ERA)...had a season-high 22.1-inning scoreless streak from July 30 to Aug. 18...finished the season with a 14.1-inning scoreless streak...tossed 7.1 scoreless and hitless on Aug. 24 in a 3-1 win at Corpus Christi...walked two and struck out seven and was removed after throwing a season-high tying 108 pitches...earned Texas League Pitcher of the Week honors for the week of Aug. 20 to 26...did not allow a run in four of his five starts in August and was 4-1 with a 0.77 ERA and .167 opponents batting average.

**2017**—Made his professional debut with the A's affiliate in the Arizona Rookie League and allowed three runs in 2.0 innings in his only game on June 24 at the Cubs (13.50 ERA)...was moved up to Single-A Vermont June 27 and did not allow a run in 38.1 innings with the Lake Monsters...was a combined 1-0 with a 0.67 ERA in 13 games, including nine starts...struck out 48 in 38.1 innings (11.27 per nine innings) and walked just eight (1.88 per nine innings)...was named to the New York-Penn League Midseason All-Star team and was also named a *Baseball America* Short-Season All-Star...allowed a .146 opponents batting average, including .108 against left-handed hitters compared to .181 against right-handers...opponents were 2-for-24 (.083) with runners in scoring position...pitched four innings or fewer in each of his 13 appearances...made his first professional start June 30 against Staten Island (2.0 ip, 1 h, 1 bb)...recorded his first professional win Aug. 10 against Batavia with 3.1 perfect innings of relief (5 so)...pitched a scoreless second inning for the North All-Stars in the NYPL All-Star Game on Aug. 15 at Troy (1 h)...made two postseason starts for the Lake Monsters and was 0-1 with an 18.90 ERA (3.1 ip, 11 h, 7 r, 7 er, 3 bb, 2 so, 1 hr).

## PERSONAL/MISCELLANEOUS

Parker Edward Dunshee was originally signed by A's scout Neil Avent...graduated from Zions Community High School (IN)...attended Wake Forest where he went 28-10 with a 3.20 ERA in his career...holds the school record for strikeouts (330)...played for the USA Baseball Premier12 team following the 2019 season.

## LIFETIME PITCHING RECORD

Year	Club	W	L	ERA	G	GS	CG	SHO	SV	IP	H	R	ER	HR	HB	BB	IBB	SO	WP	BK
2017	AZL Athletics	0	0	13.50	1	0	0	0	0	2.0	5	3	3	1	0	0	0	3	0	1
	Vermont	1	0	0.00	12	9	0	0	0	38.1	15	0	0	0	4	8	0	45	0	1
2018	Stockton	6	2	2.70	12	10	0	0	0	70.0	61	23	21	7	2	17	1	82	1	0
	Midland	7	4	2.01	12	12	0	0	0	80.2	59	21	18	5	4	14	1	81	1	1
2019	Midland	2	2	1.89	6	6	0	0	0	38.0	26	11	8	1	4	11	0	34	2	0
	Las Vegas	4	5	5.38	20	19	0	0	1	92.0	86	62	55	21	6	37	0	90	2	3
2020	(Minor League Season Canceled — Did Not Pitch)																			
<b>Minor League Totals</b>		<b>20</b>	<b>13</b>	<b>2.94</b>	<b>63</b>	<b>56</b>	<b>0</b>	<b>0</b>	<b>1</b>	<b>321.0</b>	<b>252</b>	<b>120</b>	<b>105</b>	<b>35</b>	<b>20</b>	<b>87</b>	<b>2</b>	<b>335</b>	<b>6</b>	<b>6</b>

## CAREER TRANSACTIONS

**2016** — Selected by the Chicago Cubs organization in the 14th round of the First-Year Player Draft; did not sign.  
**2017** — Selected by the Oakland Athletics organization in the 7th round of the First-Year Player Draft.

**RIGHT-HANDED PITCHER****Height/Weight:** 5-10 / 190**Bats/Throws:** Right / Right**Birthdate:** March 27, 1992**Opening Day Age:** 29**Birthplace/Resides:** Deltona, Florida / Deltona, Florida**Major League Service:** 30 days**Obtained:** Signed to a minor league contract, November 5, 2020**Contract Status:** First year of a one-year contract through 2020

Updated Stats

**NON-ROSTER INVITEE****CAREER HIGHLIGHTS**

Was originally selected by Pittsburgh in the 32nd round of the 2014 First-Year Player Draft and made his Major League debut in 2019...posted a 9.35 ERA in 14 appearances over six different stints with the Pirates...was 17-11 with 64 saves and a 2.51 ERA in 207 games, including 11 starts, in six seasons as a minor leaguer...held the opposition to a .188 batting average...struck out 334 batters in 312.1 innings (9.62 per nine innings)...pitched for Surprise in the Arizona Fall League in 2016.

**2020 HIGHLIGHTS**

Was a non-roster invitee with Pittsburgh and did not allow a run in five Spring Training appearances (4.2 ip, 2 h, 1 bb, 5 so)...was not added to the Pirates 60-man player pool.

**CAREER**

**2019**—Spent the majority of season with Triple-A Indianapolis, where he was named to the International League Midseason All-Star team...also had six different stints with the Pirates...converted all 10 of his Triple-A save opportunities...allowed one unearned run in nine games (11.1 ip) while also posting an .086 batting average against during the month of April...was selected by Pittsburgh on May 9 and made his Major League debut that night at St. Louis...pitched a perfect seventh inning before allowing a run in the eighth...made four appearances in relief before starting the game on May 18 at San Diego, tossing 2.0 scoreless innings...served as the “opener” a second time on May 22 vs. Colorado and suffered the loss, allowing three runs in 0.2 innings...finished the game on May 23 vs. Colorado to become the first Pirates pitcher since Bert Blyleven on June 6-7, 1980 to start one game and finish the next...was optioned to Indianapolis May 27...made three Triple-A appearances before being recalled a second time on June 10 when Jordan Lyles went on the injured list...was charged with three runs in 1.0 inning on June 10 at Atlanta and was optioned back to Triple-A on June 12...made eight straight scoreless outings with Indianapolis between June 5-29 (9.0 ip)...gave up four runs (three earned) and allowed his three inherited runners to score while tossing a Major League career-high 3.0 innings (71 pitches) on July 29 at Cincinnati...was scored upon in six of his last nine games with the Pirates (14.34 ERA) after posting a 1.35 ERA in his first five big league games...went 1-for-4 at the plate while playing with the Pirates...singled off Washington’s Joe Ross for first big league hit on Aug. 1.

**2018**—Began 2018 season with a 50-game suspension following a second positive test for a drug of abuse in violation of the MLB Minor League Drug Prevention and Treatment Program...ended up pitching in 19 games for Double-A Altoona and Triple-A Indianapolis.

**2017**—Was named to the Eastern League Midseason All-Star team...was leading the Eastern League with 14 saves at the time of his promotion to Indianapolis on July 14...struck out nine consecutive batters with Indy from July 26 to Aug. 2, spanning three appearances...led all Pittsburgh minor league pitchers in saves (15) and finished tied for third in appearances (42).

**2016**—Ranked second in the Eastern League in saves (22), fourth in games (50) and first in games finished (43) while spending entire campaign with Altoona...led all Pirates minor leaguers in

saves and appearances...posted a 5.40 ERA in 10 relief appearances with Surprise in the Arizona Fall League.

**2015**—Ranked first among Pittsburgh minor leaguers in ERA (1.38), third in saves (14) and tied for fifth in appearances (44) while pitching at three different levels...went 13-for-14 in save opportunities with Bradenton...earned the win in Game One of the Eastern League Division Series with 2.0 scoreless innings against Bowie on Sept. 9.

**2014**—Made his professional debut with Jamestown...ranked third in the New York-Penn League in ERA and was named Jamestown’s Most Valuable Pitcher.

### PERSONAL/MISCELLANEOUS

Montana Robert DuRapau was originally signed by Pirates scout Nick Presto...is a 2011 graduate of Deltona (FL) High School...also pitched four years (2011-14) at Bethune-Cookman, where he set a career program record with 25 wins, 287 strikeouts and 350.1 innings pitched in 66 games... was named a first-team All-Mid Eastern Athletic Conference selection in 2014.

### LIFETIME PITCHING RECORD

Year	Club	W	L	ERA	G	GS	CG	SHO	SV	IP	H	R	ER	HR	HB	BB	IBB	SO	WP	BK
2014	Jamestown	3	2	2.21	15	11	0	0	1	61.0	56	18	15	3	4	8	0	57	2	2
2015	West Virginia	1	0	1.40	11	0	0	0	1	19.1	7	3	3	2	0	1	0	19	0	0
	Bradenton	4	1	1.40	31	0	0	0	13	51.1	21	8	8	2	3	8	0	47	3	0
	Altoona	0	0	0.00	2	0	0	0	0	1.1	0	0	0	0	0	0	0	3	0	0
2016	Altoona	3	3	3.65	50	0	0	0	22	49.1	43	21	20	6	1	19	1	51	2	0
	Altoona	2	2	1.49	27	0	0	0	14	36.1	28	7	6	0	1	14	2	39	3	0
2017	Indianapolis	1	0	3.24	15	0	0	0	1	16.2	7	6	6	2	0	6	0	23	0	0
	Altoona	0	1	2.89	8	0	0	0	2	9.1	7	3	3	1	2	0	0	13	0	0
2018	Indianapolis	1	1	6.33	11	0	0	0	0	21.1	21	15	5	0	10	0	25	0	0	0
	Indianapolis	2	1	2.14	37	0	0	0	10	46.1	21	13	11	3	2	14	1	57	1	0
2019	PITTSBURGH	0	1	9.35	14	2	0	0	0	17.1	27	24	18	4	2	9	0	22	0	0
	(Minor League Season Canceled — Did Not Pitch)																			
<b>Minor League Totals</b>		<b>17</b>	<b>11</b>	<b>2.51</b>	<b>207</b>	<b>11</b>	<b>0</b>	<b>0</b>	<b>64</b>	<b>312.1</b>	<b>211</b>	<b>94</b>	<b>87</b>	<b>24</b>	<b>13</b>	<b>80</b>	<b>4</b>	<b>334</b>	<b>11</b>	<b>2</b>

### CAREER TRANSACTIONS

**2014** — Selected by the Pittsburgh Pirates organization in the 32nd round of the First-Year Player Draft. **2020** — Elected free agency, November 1; signed by the Oakland Athletics to a minor league contract, November 5.

### DURAPAU’S CAREER BESTS

- Low Hit Complete Game:** None
- Innings Pitched:** 3.0, July 29, 2019 at Cincinnati
- Strikeouts:** 4 (twice), last: August 19, 2019 vs. Washington
- Pitches:** 71, July 29, 2019 at Cincinnati
- Longest Winning Streak:** None
- Longest Losing Streak:** 1, May 22, 2019 to present
- Longest Scoreless Streak:** 4.2, May 12 to 18, 2019

**RIGHT-HANDED PITCHER****Height/Weight:** 6-2 / 211**Bats/Throws:** Right / Right**Birthdate:** June 15, 1985**Opening Day Age:** 35**Birthplace/Resides:** Hollywood, Florida / Deerfield Beach, Florida**Major League Service:** 7 years, 85 days**Obtained:** Acquired from the Detroit Tigers for Nolan Blackwood and Logan Shore, August 6, 2018; re-signed, December 24, 2018 and February 16, 2021**Contract Status:** First year of a one-year contract through 2021. [Updated Stats](#)**CAREER HIGHLIGHTS**

Has pitched for four teams in his 10-year career and is 75-62 with a 4.04 ERA in 216 games, including 197 starts...was acquired by Oakland on Aug. 6, 2018 and is 26-9 with a 4.00 ERA in 54 games, including 53 starts, with the A's...the wins are tied for fourth most in the American League over that span...has two career no-hitters: Aug. 21, 2015 for Houston against Los Angeles (NL) and May 7, 2018 for Oakland against Cincinnati...both came interleague play...made his Major League debut with Milwaukee in 2011 and was dealt to Houston at the trading deadline in 2015...was non-tendered by the Astros following the 2017 season and signed with Detroit as a free agent before he was traded to Oakland...was named the Brewers Minor League Pitcher of the Year in 2011 after leading the Milwaukee farm system in wins (13) and ERA (1.86)...pitched for Surprise in the Arizona Fall League in 2010.

**2020 HIGHLIGHTS**

Won a team-leading six games and ranks among the Major League leaders in wins since he was acquired by the A's after the 2018 trading deadline...went 6-3 with a 4.58 ERA in 11 starts and is now 26-9 with a 4.00 ERA (132 er in 296.2 ip) in 54 games, including 53 starts, as an Athletic...tied for seventh in the majors in wins in 2020 and his 26 wins dating back to Aug. 6, 2018 are tied for fourth in the majors over that span...his .743 winning percentage in two-plus seasons with Oakland is the best in Athletics history among pitchers with 30 or more decisions...led the A's in wins for the second consecutive season (had 15 in 2019)...also led the club in most hits allowed (65) and tied for the team lead in games started...the A's went 8-3 (.727) in his starting assignments and are 38-15 (.717) when he starts in his career...went 1-1 with a 6.86 ERA and six home runs allowed over his first four starts but was 5-2 with a 3.43 ERA and three home runs over his final seven starts...had 37 strikeouts in 59.0 innings and his average of 5.64 strikeouts per nine was a career-low (6.04 in 2013) and fourth lowest in the majors among pitchers with at least 50 innings...his .275 opponents batting average broke down to .244 (29-for-119) with a .730 OPS against left-handed hitters compared to .308 (36-for-117) with an .806 OPS against right-handers...issued 11 of his 16 walks to lefties...held the opposition to a .196 batting average with runners in scoring position, including .091 with RISP and two outs...now has a .186 (77-for-414) opponents average with RISP and two outs in his career...had a .209 opponents batting average and one home run allowed the first time through the lineup, .317 with eight home runs after that...opponents hit .333 when leading off an inning but he walked just three...allowed a .337 batting average and seven of his nine home runs with no outs, .278 with one out and .197 with two outs...the opponents number three hitter went 5-for-29 (.172) but the clean-up hitter was 11-for-27 (.407)...went 2-1 with a 6.20 ERA in four starts in Oakland and 4-2 with a 3.72 ERA in seven starts on the road...tied for the third most road wins in the majors...since joining the A's on Aug. 6, 2018, he is 14-2 with a 3.10 ERA and .226 opponents batting average in 26 starts in the Coliseum compared to 12-7 with a 4.97 ERA and .269 opponent average in 28 games at all other ballparks...is 15-4 with a 3.39 ERA and .230 opponents batting average in 32 career games, including 31 starts, in the Coliseum...the 15 wins are his most in any ballpark...allowed two runs in the first inning and one in the second and had a 1.23

**MLB WIN LEADERS,  
AUG. 6, 2018-PRESENT**

32	Gerrit Cole
28	Shane Bieber
27	Justin Verlander
26	<b>Mike Fiers</b>
26	Clayton Kershaw

ERA and .167 opponents batting average over the first two innings of a game...yielded 11 of his 31 runs in the third inning and had a 6.57 ERA and .329 opponents average from the third inning on...went 2-2 with a 3.27 ERA in four interleague starts compared to 4-1 with a 5.35 ERA in seven starts against the American League West...is now 4-2 with a 2.14 ERA in seven career interleague starts with the A's and is 9-7 with a 2.87 ERA and .223 opponents average in 26 career interleague appearances...is 18-16 with a 5.52 ERA (200 er in 326.1 ip) in 62 career appearances against AL West teams compared to 57-46 with a 3.46 ERA (313 er in 815.1 ip) in 154 games against all other opponents...was 6-1 with a 4.38 ERA in seven starts on four days rest, 0-2 with a 4.95 ERA in four starts on five days rest or more...had a run support average of 7.02, which ranked eighth highest in the majors among pitchers with 50 or more innings...induced just one double play and his average of 0.15 GDP per nine innings was third lowest...tossed six innings or fewer in all 11 of his starts and struck out four or fewer nine times.

**OAKLAND:** Started the A's third game of the season on July 26 against Los Angeles (AL) and had a no decision in the A's 6-4 win...did not walk or strikeout a batter in 4.0 innings...it was his first career start with no walks and no strikeouts...allowed a season-high seven hits (first of six times)...tossed a season-high 6.0 innings in his second start on Aug. 1 at Seattle, a no decision in a 3-2 A's win...it was his first of six starts of 6.0 innings...had season-highs in runs (5) and home runs (3) and a season-low in innings pitched (3.2) on Aug. 11 at Los Angeles (AL) for his first loss...that gave him a 1-1 record and a 6.86 ERA over his first four starts...then won each of his next three starts from Aug. 16-26 (2.60 ERA)...walked a season-high three batters Aug. 21 against Los Angeles (AL)...struck out a season-high seven Aug. 26 at Texas...finished August 4-1 with a 4.36 ERA in six starts...tied for second in the majors in wins in August...it is the fifth time in his career he has won four games in a month, the fourth time in August (2012, 2014, 2019)...is now 24-10 with a 3.80 ERA in 45 career games in August...has no more than 14 wins in any other month...then went 2-2 with a 4.09 ERA in four starts in September...is now 10-16 with a 5.49 ERA in 40 career games in September...the losses are his most in any month and the ERA is second highest to his 5.68 in April...had his three-game winning streak snapped in the A's 5-3 loss to San Diego on Sept. 6...it also snapped a nine-game home winning streak, which tied for ninth longest in Oakland history...it was the longest by a starting pitcher since Mark Mulder had a 10-game streak from July 31, 2002-June 19, 2003...it was his first loss at home since April 20, 2019 vs. Toronto and he compiled a 2.99 ERA and .227 opponents batting average during the winning streak, which spanned 16 starts from May 7, 2019 to Aug. 21, 2020...then won each of his next two starts, including Sept. 11 at Texas when he tossed a season-high 100 pitches...made his second career postseason appearance and his first start in Game 3 of the ALWCS against Chicago and had a no decision in the A's 6-4 win (1.2 ip, 5 h, 1 r, 1 er, 1 bb, 2 so)...was on the A's roster for the ALDS against Houston but did not pitch.

## CAREER

**2019**—Was 15-4 with a 3.90 ERA in 33 starts in his first full season with the A's...ranked third in the American League in winning percentage (.789), sixth in opponents batting average (.243), tied for eighth in wins and 10th in OPS (.712) and on-base percentage (.304)...also tied for third in wild pitches (13) and tied for fifth in games started...had career highs in wins, games (33), games started, innings pitched (184.2) and winning percentage...led the A's in wins, starts, innings pitched, runs (82), walks (53) and home runs (30)...is the first A's pitcher to win 15 games since Scott Kazmir had 15 in 2014 and the first to make 33 starts since Sonny Gray had 33 in 2014...his .789 winning percentage was fourth best in Oakland history among pitchers with 15 or more decisions...his 30 home runs tied for 10th most in a season in Oakland history...struck out 126 batters, an average of 6.14 per nine innings...that was the third-lowest mark in the AL...had the fifth-lowest strikeout-to-walk ratio (2.38)...the A's were 22-11 (.667) in his starting assignments...left with the lead in eight of his no decisions in 2019 only to have the bullpen blow the save...went 2-3 with a 6.81 ERA, .297 opponents batting average and .854 OPS over his first eight starts, 10-0 with a 2.12 ERA, .199 opponents average and .572 OPS over his next 17 starts from May 7-Aug. 9 and 3-1 with a 6.27 ERA, .304 opponents average and .940 OPS over his final eight starts...was 9-2 with a 2.90 ERA and .641 OPS in 17 starts at home compared to 6-2 with a 5.14 ERA and .796 OPS in 16 starts on the road...had the fifth-lowest home ERA in the AL and the fourth-highest road ERA...tied for fourth in the AL in home wins and ranked eighth in OPS...was 11-2 with a 3.66 ERA and .683 OPS in 24 starts at night, 4-2 with a 4.60 ERA and .800 OPS in nine starts during the day...tied for fifth in the AL in night wins and ranked seventh in ERA and OPS...

compiled an 11-1 record and a 3.21 ERA in 17 starts on five days rest, 2-1 with a 4.59 ERA in 10 starts on four days rest and 2-2 with a 5.10 ERA in six starts on six days rest or more...was 1-1 with a 7.83 ERA in five starts in April, 1-1 with a 7.84 ERA in five starts in September and 12-1 with a 2.59 ERA in 21 starts in May, June, July and August...his .243 opponents batting average broke down to .239 against right-handed hitters compared to .248 against left-handers...yielded a .264 average with runners in scoring position, but that dropped to .185 with RISP and two outs...allowed a .216 opponents average with two outs...averaged 87.8 pitches per start, which was fourth fewest in the AL, and 15.7 pitches per inning, which was sixth fewest...induced 17 double plays, which tied for eighth most...opponents stole 13 bases with him on the mound, which tied for fifth most in the AL...however, they were caught stealing five times, which tied for seventh most...had two pickoff errors, which tied for the most in the AL...was 5-2 with a 5.63 ERA in 17 starts against AL West competition compared to 10-2 with a 2.38 ERA in 16 starts against all other teams...was 4-0 with a 1.88 ERA in six starts against AL Central teams in 2019, 5-0 with a 1.80 ERA in eight starts in his A's career and 18-6 with a 2.96 ERA in 43 games in his career...was the A's Opening Day starting pitcher against Seattle on March 20 in Tokyo and was the losing pitcher in Oakland's 9-7 loss...it was his first career Opening Day start and he became the A's 12th different Opening Day starting pitcher over the last 14 years (Zito, Haren, Blanton, Braden, Sheets, Cahill, McCarthy, Anderson, Gray twice, Hill, Graveman twice)...put together wins in back-to-back starts on March 28 against Los Angeles (AL) and April 2 against Boston...did not allow a run in either outing, marking the second time in his career he had back-to-back starts without yielding a run...the other time was June 20-30, 2012 when he did it in three straight starts...that gave him a 2-1 record, a 3.00 ERA and a .189 opponents batting average over his first three starts...yielded a season-high nine hits in just 3.1 innings in a 10-1 loss to Toronto on April 20...it was his first loss in the Coliseum since July 18, 2016 while pitching for Houston, snapping a six-game Coliseum winning streak...then tossed five innings or more and allowed three runs or fewer in each of his next 19 starts from April 26 to Aug. 9, which was the longest such streak in Athletics history...the previous long was 16 by Dan Haren (April 7-June 26, 2007)...it is the third-longest streak by an AL pitcher (26, Corey Kluber, Aug. 3, 2017-June 10, 2018; 22, Johan Santana, June 9-Sept. 29, 2004)...went 9-1 with a 2.28 ERA during the streak...went 2-1 with a 2.87 ERA and .161 opponents batting average in six starts in May...had the second-lowest opponents batting average in the AL in May...tossed his second career no-hitter in the A's 2-0 win on May 7 in Oakland against Cincinnati (also Aug. 21, 2015 vs. Los Angeles-NL)...walked two and struck out six in a game delayed 1 hour and 38 minutes due to a light failure...tossed a season-high 131 pitches, which were the most by an A's pitcher since Mark Mulder had 132 in a three-hit shutout against Toronto on May 2, 2001...retired the first 11 batters before Winker reached base on an error with two outs in the fourth...set down the next seven before walking Suarez to start the seventh...Suarez was erased on a double play, Puig walked and Fiers then retired the final seven batters to complete the no-hitter...became the 34th pitcher in Major League history with multiple regular season no-hitters...is the seventh with a no-hitter for multiple teams (Ted Breitenstein, Jim Bunning, Randy Johnson, Hideo Nomo, Nolan Ryan, Cy Young)...was named AL Co-Player of the Week with George Springer May 13...it was his second career Player of the Week honor with the first coming Aug. 23, 2015 following his first no-hitter...this no-hitter was the 13th in Athletics history, including the eighth in Oakland history...it was the first since Sean Manaea on April 21, 2018...his other no-hitter also came in interleague play on Aug. 21, 2015 for Houston against Los Angeles (NL)...the 131 pitches were the most in a no-hitter since he threw 134 in his against the Dodgers...now has two career complete games, both no-hitters...according to Stats, Inc., he is the first pitcher in ML history to have each of his first two career complete games be no-hitters...also according to Stats, his 6.81 ERA entering the game was the highest by any pitcher entering a start in which he threw a no-hitter (min. 25.0 ip)...the no-hitter began a career-high 12-game winning streak that would span 20 starts from May 7 to Aug. 27...the streak was second longest in Oakland history and fell one short of the record of 13 set by Catfish Hunter in 1973 (June 2-Sept. 5)...it doubled his previous career high of six (July 21-Sept. 1, 2018)...it was the second-longest winning streak in the majors (16, Cole, HOU, May 27-end of season)...compiled a 2.41 ERA and .214 opponents batting average during the streak, which spanned 20 starts from May 7 to Aug. 27...was unbeaten in 21 consecutive starts from May 7 to Sept. 3, which matches Lefty Grove (April 22-Aug. 19, 1931) for the longest unbeaten streak by a starter in Athletics history...had his hitless streak and scoreless streak broken up by the first batter in his next start following the no-hitter on May 13 at Seattle as Haniger homered to lead off the bottom of the first...however, that was

the only run he would allow in five innings of work and he would yield just one more hit...left with a 2-1 lead and Oakland built a 4-1 lead before Trivino allowed three runs in the eighth for the blown save...it was the first of eight times he left a game with the lead only to have the bullpen blow the save (May 31, June 22, July 3, July 18, July 28, Aug. 15 and Sept. 3)...was the starting pitcher in the game at Detroit on May 19, which was suspended in the bottom of the seventh inning with Oakland leading 5-3...the A's held on to win the game when it was completed on Sept. 6 in Oakland, extending his winning streak to 12 games...allowed one earned run or fewer in five consecutive starts from June 17 to July 12 and was 3-0 with a 1.09 ERA over that span...hit an Oakland-record tying three batters June 22 against Tampa Bay (11th time, previous: Raul Alcantara, Sept. 5, 2016)...went 4-0 with a 2.30 ERA and .212 opponents batting average in five starts in June...had the lowest opponents slugging percentage in the AL (.283), tied for the lead in wins, had the fourth lowest OPS (.561) and ranked fifth in ERA...then went 1-0 with a 2.14 ERA in five starts in July...ranked sixth in the AL in July ERA...retired the side in order in the first inning on July 3 against Minnesota for his 1,000th career inning pitched...struck out a season-high eight in 7.0 scoreless innings on Aug. 9 at Chicago (AL) when he combined with Diekman and Soria on a four-hit shutout in the A's 7-0 win...was the winning pitcher in his 200th career appearance, a 2-1 A's win at Kansas City Aug. 27...allowed one run in 5.1 innings...went 4-0 with a 2.76 ERA in five starts in August...tied for third in the AL in wins and ranked eighth in ERA...had his 12-game winning streak snapped in the A's 15-0 loss at Houston on Sept. 9...had career highs in runs (9) and home runs (5) and a career low in innings (1.0)...tied the Oakland record for home runs allowed in a game (fourth time, last: Ted Lilly, June 11, 2003 vs. Atlanta) and became the first Major Leaguer since at least 1908 to allow five home runs in one inning pitched or fewer...is the first A's pitcher to allow nine or more runs in one inning pitched or fewer since Lou Brissie allowed nine runs in 0.1 innings in the second game of a June 18, 1950 doubleheader against Cleveland...left his next start on Sept. 14 at Texas after 1.2 innings with nerve irritation in his right arm...did not miss a start and combined with Chris Bassitt on a two-hit shutout in an 8-0 win over Texas on Sept. 20...tossed eight innings and allowed both of the hits...was on the roster for the AL Wild Card game against Tampa Bay but did not pitch.

**2018**—Was acquired by the A's from Detroit Aug. 6 and went 5-2 with a 3.74 ERA in 10 games, including nine starts, with Oakland...was 7-6 with a 3.48 ERA in 21 starts with the Tigers and combined for a 12-8 record and a 3.56 ERA in 31 games, 30 starts...the A's went 8-1 (.889) in his starting assignments and his teams were 21-9 (.700)...yielded a career-high tying 32 home runs...his ERA was his lowest in a season of 75 or more innings pitched as was his .296 opponents on-base percentage...walked just 37 batters in 172.0 innings for a career-low average of 1.94 walks per nine innings...had more home runs (12) than walks (11) with the A's...ranked fifth in the American League in fewest walks per nine innings and 10th in ERA...had a .172 opponents batting average with runners in scoring position, which was second lowest in the AL among qualifiers for the ERA title (Snell, TB .088)...was 4-3 with a 4.78 ERA and .279 opponents batting average over his first nine starts through May 25...then went 8-5 with a 3.07 ERA and .237 opponents' average over his final 22 games beginning May 30...his ERA from May 30 through the end of the season was third lowest in the AL...had a .249 opponents batting average, which broke down to .231 against left-handed hitters compared to .268 against right-handers...issued 26 of his 37 walks to left-handers...opponents hit .270 with 21 of his 32 home runs with the bases empty, .212 with runners on base...allowed a .216 batting average with two outs, including .153 with RISP and two outs...opponents were 0-for-7 with one RBI with the bases loaded...walked just five batters to lead off an inning...held the opponents number three hitter to a .184 batting average, which was fourth lowest in the AL...went 5-2 with a 2.77 ERA in 12 starts at Comerica Park and 3-0 with a 2.91 ERA in six starts in the Coliseum...combined for an 8-2 record and a 2.81 ERA in 18 starts in his home ballparks compared to 4-6 with a 4.65 ERA in 13 games on the road...ranked fifth in the AL in home ERA and tied for 10th in wins...was 6-6 with a 3.70 ERA in 18 starts before the All-Star Break, 6-2 with a 3.34 ERA in 13 games after the break...tied for seventh in the AL in post-break wins and ranked ninth in ERA...was 3-1 with a 2.76 ERA in eight starts during the day, 9-7 with a 3.82 ERA in 23 games at night...had no decisions and a 1.23 ERA in two interleague starts...went 4-1 with a 3.63 ERA in 11 starts against AL Central teams...averaged 86.5 pitches per game, which was second fewest in the AL (LeBlanc, SEA 76.5)...his 15.6 pitches per inning were eighth fewest...had the fourth-highest percentage of first pitch strikes (66.4%)...did not commit an error in 31 games and 26 total chances...tied for seventh among AL pitchers in putouts (14)...walked one



batter or fewer in 22 of his 30 starts and allowed one run or fewer in 14 of his starts...began the season on the 10-day disabled list with a right lumbar strain...was reinstated April 8 and made his Tigers debut that day at Chicago (AL)...combined with four relievers on a three-hit shutout in Detroit's 1-0 win...tossed 6.0 innings and allowed all three of the hits...also struck out six to become the fourth Tigers pitcher since at least 1908 to throw six or more innings, allow no runs and strike out six or more in his Tigers debut, joining Sailor Stroud (1910), Alex Main (1914) and Joe Niekro (1970)...yielded a career-high tying 10 hits in 5.1 innings April 21 against Kansas City but picked up the win in a 12-4 Tigers victory...put together consecutive wins for the only time as a Tiger on May 8 at Texas and May 14 against Cleveland...allowed one run in three consecutive starts on June 27 against Oakland (7.0 ip), July 2 at Toronto (8.0 ip) and July 7 against Texas (6.0 ip)...had a loss, a no decision and a win respectively in those three starts...went 5-2 with a 1.79 ERA and .214 opponents batting average over an 11-start stretch from June 27 to Aug. 25...was named Detroit's Pitcher of the Month for June after posting a 1-2 record, a 3.30 ERA and .239 opponents batting average in five starts...combined with Wilson and Greene on an eight-hit shutout in a 5-0 win over Boston on July 21 for his final win as a Tiger...that began a then-career-high six-game winning streak that spanned 10 starts from July 21 to Sept. 11...compiled a 2.50 ERA and .220 opponents batting average during the streak...went 2-1 with a 2.23 ERA in five starts in July...the ERA was the seventh lowest in the AL in the month and his .232 opponents batting average was 10th best...then tossed 2.0 scoreless innings in his final start as a Tiger on Aug. 1 against Cincinnati...was traded to Oakland Aug. 6 for two players to be named later (minor league pitcher Nolan Blackwood on Aug. 18 and minor league pitcher Logan Shore on Sept. 19)...went 5-0 with a 2.72 ERA and .208 opponents batting average over his first seven starts, matching Omar Olivares (1999) for the longest winning streak to start an Oakland career by an in-season acquisition...had a no decision in his first start on Aug. 8 against Los Angeles (NL)...struck out a season-high tying eight batters in 5.1 innings and left with a 2-1 lead but the bullpen blew the save...it was one of four times the bullpen blew a save in one of his starts (June 9 vs. Cleveland, July 2 at Toronto and Sept. 22 vs. Minnesota)...picked up his first win as an Athletic in the A's 3-2 win over Seattle on Aug. 14 in Oakland, allowing two runs on six hits in 6.0 innings...combined with Buchter and Kelley on a three-hit shutout in the A's 9-0 win over Texas on Aug. 20 in Oakland...tossed seven of the innings and allowed one of the hits...it was his longest scoreless outing since his Aug. 21, 2015 no-hitter against the Dodgers...went 3-0 with a 2.73 ERA and .227 opponents batting average in six starts in the month of August...tied for sixth in the AL in wins...his only relief appearance came in his final game of the season on Sept. 28 at Los Angeles (AL), a game started by an "opener" (Trivino)...entered the game to start the second inning and allowed a season-high tying six runs on seven hits in 3.1 innings for the loss.

**2017**—Appeared in 29 games, including 28 as a starter, for the Houston Astros...finished the season with 153.1 innings pitched, marking the third consecutive season he threw 150.0-or-more innings...made five starts during June, posting a 3-1 record with a 2.32 ERA and 28 strikeouts...ranked fourth in the American League with a .189 opponents batting average during the month, while he was sixth with a 2.32 ERA...struck out a season-high 11 batters on July 16 vs. Minnesota, marking his first double-digit strikeout performance since May 2, 2015 vs. Chicago (NL)...in 10 starts from May 30-July 21, went 6-2 with a 2.36 ERA and 69 strikeouts...among AL pitchers during that span, ranked second with a 2.36 ERA and .195 opponents batting average, tied for second with six wins and seventh with 61.0 innings pitched...ranked fifth among AL pitchers in July with 12.86 strikeouts per nine innings, eighth with 40 strikeouts and ninth with a .212 opponents batting average...was on the suspended list from Sept. 14-20.

**2016**—Won 11 games in his first full season with the Astros...ranked 10th in the American League with 2.24 walks per nine innings...went the entire season without walking more than three batters in a game...his 30-start streak of allowing three-or-fewer walks was the longest single-season streak by an Astros pitcher since Roy Oswalt had a 32-game streak in 2006...posted a 2-0 record with a 2.86 ERA and 18 strikeouts in five starts during June...had a streak of 17.2 consecutive scoreless innings at home from June 1-July 6.

**2015**—Began the season with the Milwaukee Brewers before being acquired by the Astros on July 30...established a career high in strikeouts (180)...threw his first no-hitter and complete game Aug. 21 vs. Los Angeles (NL), allowing just three walks...finished the game by retiring 21

straight batters following a third inning walk to Joc Pederson...it marked the 11th no-hitter in club history, the 10th individual no-hitter and the first no-hitter in Minute Maid Park history... was named American League Player of the Week following the performance...allowed one earned run or fewer in each of his first four starts with the Astros, becoming one of five pitchers in franchise history to allow one earned run or fewer in each of his first four starts with the club... pitched in Game 5 of the ALDS against Kansas City, allowing one run in 1.0 inning of work.

**2014**—Split the season between Triple-A Nashville and Milwaukee...was named to the Pacific Coast League Midseason All-Star team...selected PCL Pitcher of the Week for the week ending May 4 after throwing 7.0 shutout innings with 11 strikeouts on April 30 vs. New Orleans...had a 5-0 record with a 0.80 ERA and 47 strikeouts in five April starts with Nashville...had a career-high 14 strikeouts over 6.0 shutout innings Aug. 14 at Chicago (NL)...became the fourth pitcher in Brewers history to strike out 14 or more in a game and the eighth Major League pitcher since 1900 with 14 or more strikeouts in 6.0 innings-or-fewer...named Brewers Pitcher of the Month for August after going 4-1 with a 1.80 ERA and 41 strikeouts in five starts...in 10 starts with Milwaukee from Aug. 9-Sept. 28, he went 6-4 with a 2.09 ERA...ranked second in the National League with 71 strikeouts during that stretch, while he was 10th in ERA.

**2013**—Limited to 17 appearances between Single-A Brevard County, Triple-A Nashville and Milwaukee due to injury...made an Opening Day roster at the Major League level for the first time in his career...sidelined from June 17-Sept. 3 with a right forearm fracture...pitched for Leones del Caracas in the Venezuelan Winter League and had a 0-1 record with an 11.05 ERA and 11 strikeouts in five appearances, including three starts.

**2012**—Spent most of the season with Milwaukee, pitching in 23 games, including 22 as a starter...ranked third among National League rookies in wins (9), ERA (3.74), innings (127.2) and strikeouts (135)...made his first Major League start May 29 at Los Angeles (NL), earning his first career win, allowing one run in 7.0 innings...threw 21.1 consecutive scoreless innings from June 16-July 5, the longest streak by a Brewer in 2012...posted-10 strikeout games on June 30 vs. Arizona, Aug. 24 at Pittsburgh and Sept. 30 vs. Houston...named the Brewers Pitcher of the Month for July after compiling a 1-2 record with a 1.01 ERA and 26 strikeouts in four starts...went 5-2 with a 1.02 ERA and 63 strikeouts over a nine-start stretch from June 16-Aug. 7.

**2011**—Named Brewers Minor League Pitcher of the Year after going 13-3 with five saves and a 1.86 ERA in 34 games, including 18 starts, between Double-A Huntsville and Triple-A Nashville... selected as an Organization All-Star by MiLB.com...led all Brewers minor leaguers in wins and ERA and was fourth in strikeouts (132)...named Southern League Pitcher of the Week for the week ending July 3 and Pacific Coast League Pitcher of the Week for the week ending Sept. 5...was selected Brewers Minor League Pitcher of the Month for August after going 4-0 with a 0.68 ERA and 44 strikeouts...sidelined from July 25-Aug. 3 with a right third digit tendon injury...made his Major League debut Sept. 14 vs. Colorado and recorded his first strikeout, fanning Carlos Gonzalez...pitched for Caracas in the Venezuelan Winter League and had a 3-2 record with a 2.22 ERA in six appearances, including five starts.

**2010**—Split the season between Single-A Brevard County and Double-A Huntsville, pitching in 27 games, including 19 starts...named to the Florida State League Midseason All-Star team... made five starts for Single-A Brevard County in April, going 1-2 with a 2.17 ERA...sidelined from July 22-Aug. 9 with a right muscle strain...pitched for Surprise in the Arizona Fall League and had a 2-1 record with a 4.82 ERA and 17 strikeouts in five starts.

**2009**—Completed his first season of professional baseball, combining to appear in 22 games between Single-A Helena, Single-A Wisconsin and Single-A Brevard County...did not allow a run in 19-of-22 outings during the season...earned Pioneer League Pitcher of the Week twice during the season, for the week ending July 5 and the week ending July 26.

## PERSONAL/MISCELLANEOUS

Michael Bruce Fiers...attended Nova Southeastern University, where he led the nation with 145 strikeouts in 108.2 innings as a senior in 2009 and was named a Third Team All-American by the

National Collegiate Baseball Writers Association and the American Baseball Coaches Association/Rawlings...was inducted into the Nova Southeastern University Athletics Hall of Fame in November 2017.

### LIFETIME PITCHING RECORD

Year	Club	W	L	ERA	G	GS	CG	SHO	SV	IP	H	R	ER	HR	HB	BB	IBB	SO	WP	BK
2009	Helena	1	0	1.29	13	0	0	0	8	21.0	10	3	3	2	1	1	0	35	2	0
	Wisconsin	0	0	0.00	3	0	0	0	1	6.0	4	0	0	0	1	2	0	8	0	0
	Brevard County	1	0	1.98	6	0	0	0	2	13.2	10	3	3	2	0	2	0	16	0	0
2010	Brevard County	4	8	3.47	17	15	0	0	0	93.1	78	37	36	6	11	23	0	94	5	0
	Huntsville	1	1	3.69	10	4	0	0	1	31.2	28	13	13	3	3	9	0	36	1	0
2011	Huntsville	5	3	2.64	22	8	0	0	5	61.1	42	21	18	7	2	14	0	63	1	2
	Nashville	8	0	1.11	12	10	1	1	0	64.2	41	18	8	4	3	22	0	69	1	0
	MILWAUKEE	0	0	0.00	2	0	0	0	0	2.0	2	0	0	0	0	3	0	2	0	0
2012	Nashville	1	3	4.42	10	10	1	1	0	55.0	49	28	27	6	3	18	0	49	5	1
	MILWAUKEE	9	10	3.74	23	22	0	0	0	127.2	125	56	53	12	2	36	0	135	4	0
2013	MILWAUKEE	1	4	7.25	11	3	0	0	0	22.1	28	20	18	8	0	6	0	15	1	0
	Nashville	1	2	2.20	5	5	1	0	0	28.2	24	8	7	3	0	12	0	30	1	0
	Brevard County	0	0	6.00	1	1	0	0	0	6.0	6	4	4	1	0	0	0	8	0	0
2014	Nashville	8	5	2.55	17	17	1	1	0	102.1	80	34	29	8	7	17	0	129	5	0
	MILWAUKEE	6	5	2.13	14	10	0	0	0	71.2	46	19	17	7	0	17	1	76	1	0
2015	MILWAUKEE	5	9	3.89	21	21	0	0	0	118.0	117	57	51	14	5	43	5	121	6	0
	HOUSTON	2	1	3.32	10	9	1	1	0	62.1	45	26	23	10	1	21	0	59	2	0
2016	HOUSTON	11	8	4.48	31	30	0	0	0	168.2	187	89	84	26	7	42	0	134	17	0
2017	HOUSTON	8	10	5.22	29	28	0	0	0	153.1	157	95	89	32	13	62	0	146	11	1
2018	DETROIT	7	6	3.48	21	21	0	0	0	119.0	121	49	46	20	5	26	1	87	2	0
	OAKLAND	5	2	3.74	10	9	0	0	0	53.0	45	22	22	12	3	11	0	52	2	0
2019	OAKLAND	15	4	3.90	33	33	1	1	0	184.2	166	82	80	30	9	53	0	126	13	1
2020	OAKLAND	6	3	4.58	11	11	0	0	0	59.0	65	31	30	9	4	16	0	37	1	0
<b>Major League Totals</b>		<b>75</b>	<b>62</b>	<b>4.04</b>	<b>216</b>	<b>197</b>	<b>2</b>	<b>2</b>	<b>0</b>	<b>1141.2</b>	<b>1104</b>	<b>546</b>	<b>513</b>	<b>180</b>	<b>49</b>	<b>336</b>	<b>7</b>	<b>990</b>	<b>60</b>	<b>2</b>

### CAREER TRANSACTIONS

**2009** — Selected by the Milwaukee Brewers organization in the 22nd round of the First-Year Player Draft. **2015** — Traded to the Houston Astros with outfielder Carlos Gomez and international slot cash in exchange for outfielder Domingo Santana, minor leaguer pitchers Josh Hader and Adrian Houser and minor league outfielder Brett Phillips, July 30. **2017** — On the suspended list, September 14 to 19. Elected free agency (contract non-tender), Dec. 1; signed by the Detroit Tigers, Dec. 8. **2018** — On the disabled list, March 26 to April 7. Traded to the Oakland Athletics for two players to be named later (minor league pitcher Nolan Blackwood on Aug. 18 and minor league pitcher Logan Shore on Sept. 19), Aug. 6. Elected free agency (contract non-tender), November 30; re-signed by Oakland, December 24. **2020** — Elected free agency, October 28. **2021** — Re-signed by Oakland, February 16.

### WILD CARD RECORD

Year	Club/Opp.	W	L	ERA	G	GS	CG	SHO	SV	IP	H	R	ER	HR	HB	BB	IBB	SO	WP	BK
2019	OAK vs. TB																			
2020	OAK vs. CWS	0	0	5.40	1	1	0	0	0	1.2	5	1	1	1	0	1	0	2	0	0

### DIVISION SERIES RECORD

Year	Club/Opp.	W	L	ERA	G	GS	CG	SHO	SV	IP	H	R	ER	HR	HB	BB	IBB	SO	WP	BK
2015	HOU vs. KC	0	0	9.00	1	0	0	0	0	1.0	1	1	1	0	0	0	0	0	0	0
2020	OAK vs. HOU																			

### FIERS' CAREER BESTS

**Low Hit Complete Game:** 0 (twice), May 7, 2019 vs. Cincinnati; Aug. 21, 2015 vs. Los Angeles (NL)  
**Innings Pitched:** 9.0 (twice), last: May 7, 2019 vs. Cincinnati. As reliever: 5.0, August 3, 2015 at Texas  
**Strikeouts:** 14, August 14, 2014 at Chicago (NL); 12, May 2, 2015 at Chicago (NL); 11, July 16, 2017 vs. Minnesota; 10 (five times), last: August 21, 2015 vs. Los Angeles (NL). As reliever: 6, August 3, 2015 at Texas  
**Pitches:** 134, August 21, 2015 vs. Los Angeles (NL). As reliever: 96, August 3, 2015 at Texas  
**Longest Winning Streak:** 12, May 7 to August 27, 2019  
**Longest Losing Streak:** 6, September 17, 2014 to April 21, 2015  
**Longest Scoreless Streak:** 21.1, June 16 to July 5, 2012



**CATCHER**

**Height/Weight:** 6-1 / 228

**Bats/Throws:** Right / Right

**Birthdate:** January 12, 1993

**Opening Day Age:** 28

**Birthplace/Resides:** Hialeah, Florida / Phoenix, Arizona

**Major League Service:** 1 year, 86 days

**Obtained:** Acquired from Texas with Elvis Andrus and cash for Khris Davis, Jonah Heim and Dane Acker, February 6, 2021

**Contract Status:** First year of a one-year contract through 2021

 [Updated Stats](#)

**CAREER HIGHLIGHTS**

Played in 37 games over two seasons with San Francisco in 2018 and 2019 and hit .229 with six home runs and 14 RBI...has started 15 games at catcher and 14 at first base...was the Giants second round draft pick in 2014 and hit .258 with 63 home runs and 270 RBI in six seasons in the San Francisco farm system...tossed out 147-of-444 (33.1%) attempted base stealers...missed the entire 2020 season following hip surgery and was claimed off waivers by Texas following the season before being dealt to the A's...was named to the California League Postseason All-Star team in 2017...played for Scottsdale in the Arizona Fall League from 2016-17, earning Postseason All-Star honors in 2017.

**2020 HIGHLIGHTS**

Injured his right hip in December 2019 while playing in the Dominican Winter League...underwent surgery on his right hip labrum on Feb. 6, 2020 with the procedure performed by Dr. Marc Philippon in Vail, Col...was placed on the Giants 60-day injured list on March 10...spent the majority of the season undergoing rehab followed by baseball activities at San Francisco's minor league complex in Scottsdale, Ariz...was designated for assignment on Nov. 20 and claimed off waivers by Texas on Nov. 25.

**CAREER**

**2019**—Started eight games at catcher and four at first base over four different stints with the Giants (May 9-15; June 2-12; Aug. 13-15; Sept. 1-end of season)...handled 122 total chances without an error at the two positions and threw out one of three runners attempting to steal...homed on May 15 vs. Toronto and June 8 vs. Los Angeles (NL)...spent the majority of the season at Triple-A Sacramento with starts at catcher (60), first base (20) and left field (4)...played in four games for the Toros in the Dominican Winter League before an injury.

**2018**—Combined to bat .233 with 11 home runs and 37 RBI in 90 games at Double-A Richmond and Sacramento...spent most of the year at Richmond before his promotion to Sacramento on Aug. 7...was recalled by the Giants on Aug. 26 to replace the injured Buster Posey...was 2-for-4 with two RBI in start at catcher in his Major League debut on Aug. 31 in an 8-0 win over the Mets...homed off Robert Gsellman to lead off bottom of the eighth for his first hit, then singled later in same inning...it marked the first time a Giants player had his first two ML hits come in the same inning in the modern era (since 1900)...was the second Giants catcher to have his first hit be a homer in his first ML game (Eliezer Alfonzo, June 3, 2006 at New York-NL)...recorded four hits on Sept. 22 at St. Louis, a day after he had four strikeouts, to become just the second Giants player since 1913 to have at least four strikeouts one game and at least four hits in the next game (Hunter Pence, July 22-24, 2015)...batted .368 in his first 12 games...started 10 games at first base and seven at catcher.

**2017**—Batted .274 with 17 home runs and 73 RBI in 103 games at High-A San Jose and Richmond...was named to the California League Midseason and Postseason All-Star teams...was the league Player of the Week for week ending April 16...was on the disabled list from April 21 to May 3 with a concussion...was promoted to Richmond on Aug. 1...played for Scottsdale in the Arizona Fall League and was named to Rising Stars and Postseason All-Star team.

**2016**—Played in just 42 games for San Jose after suffering a facial fracture while sliding into second base on May 22 at Rancho Cucamonga...played in six games on rehab for the AZL Giants before being reinstated on Aug. 9...went 3-for-10 (.300) in three postseason games for San Jose...played for Scottsdale in the Arizona Fall League.

**2015**—Combined for a .264 average with 15 home runs and 66 RBI in 103 games between Low-A Augusta and San Jose...was named a South Atlantic League Midseason All-Star...was promoted to San Jose on Aug. 6 and hit .333 with two homers in seven postseason games.

**2014**—Began his professional career with the Arizona Rookie League Giants before promotion to Short-Season Single-A Salem-Keizer on Aug. 7.

## PERSONAL/MISCELLANEOUS

Aramis Michael Garcia was originally signed by Giants scout Jose Alou...is married, Breanna...graduated from Pines Charter High School (Fort Lauderdale, FL) in 2011...attended Florida International University...was the 2014 Conference USA player of the year with a .368 average, eight homers and 37 RBI...was also named FIU's Male Student Athlete of the Year and to Conference USA All-Academic team in 2014...was a two-time Johnny Bench Award semifinalist as the top collegiate catcher in 2013-14.

### LIFETIME PLAYING RECORD

Year	Club	AVG.	G	AB	R	H	2B	3B	HR	RBI	SH	SF	HP	BB	SO	SB	CS	OBP	SLG	E
2014	AZL Giants	.219	8	32	6	7	3	0	0	3	1	0	0	5	6	0	0	.324	.313	2
	Salem Keizer	.229	20	70	5	16	3	0	2	12	0	0	1	5	19	0	0	.289	.357	3
2015	Augusta	.273	83	319	42	87	15	1	15	61	0	4	5	35	77	0	1	.350	.467	6
	San Jose	.227	20	75	10	17	4	0	0	5	0	0	0	9	22	1	0	.310	.280	0
2016	AZL Giants	.227	6	22	1	5	1	0	0	4	0	1	0	0	1	0	0	.217	.273	0
	San Jose	.257	41	144	20	37	6	0	2	20	2	0	0	14	42	1	0	.323	.340	0
2017	San Jose	.272	81	324	43	88	20	1	17	65	0	2	6	15	73	0	0	.314	.497	5
	Richmond	.282	22	78	11	22	12	0	0	8	0	1	1	9	21	0	0	.360	.436	3
2018	Richmond	.233	80	301	36	70	14	1	11	33	0	3	4	20	76	0	1	.287	.395	4
	Sacramento	.237	10	38	5	9	1	0	0	4	0	1	0	2	12	0	0	.268	.263	2
2019	SAN FRANCISCO	.286	19	63	8	18	1	0	4	9	0	0	0	2	31	0	0	.308	.492	1
	Sacramento	.271	89	332	52	90	20	2	16	55	1	1	3	34	114	0	2	.343	.488	6
2020	SAN FRANCISCO	.143	18	42	5	6	1	0	2	5	0	0	0	4	21	0	0	.217	.310	0
											(Injured — Did not play)									
Major League Totals		.229	37	105	13	24	2	0	6	14	0	0	0	6	52	0	0	.270	.419	1
Minor League Totals		.258	460	1735	231	448	99	5	63	270	4	13	20	148	463	2	4	.322	.430	31

### CAREER TRANSACTIONS

**2011** — Selected by the St. Louis Cardinals in the 20th round of the First-Year Player Draft; did not sign. **2014** — Selected by the San Francisco Giants in the 2nd round of the First-Year Player Draft. **2020** — On the injured list, March 10 to October 31; included rehabilitation assignment to the Giants Alternate Site, September 23 to 27. Claimed off waivers by the Texas Rangers, November 25. **2021** — Traded to the Oakland Athletics with shortstop Elvis Andrus and cash for designated hitter Khris Davis, catcher Jonah Heim and minor league pitcher Dane Acker, February 6.

### GARCIA'S CAREER HIGHS

Hits: 4, September 22, 2018 at St. Louis  
 Home Runs: 1 (six times), last: June 8, 2019 vs. Los Angeles (NL)  
 Runs Batted In: 2 (five times), last: September 26, 2019 vs. Colorado  
 Stolen Bases: None  
 Hitting Streak: 5, September 11 to 19, 2018  
 Hitless Streak (At Bats): 13, June 8 to September 18, 2019  
 Game Ending RBI: None  
 Grand Slams: None  
 Pinch-Hit Home Runs: None  
 Inside-The-Park Home Runs: None  
 Lead Off Home Runs: None

**LEFT-HANDED PITCHER****Height/Weight:** 6-4 / 205**Bats/Throws:** Left / Left**Birthdate:** March 16, 1992**Opening Day Age:** 29**Birthplace/Resides:** San Pedro de Macoris, Dominican Republic / San Pedro de Macoris, Dominican Republic**Major League Service:** 104 days**Obtained:** Signed to a minor league contract, December 4, 2020**Contract Status:** First year of a one-year contract through 2021[Updated Stats](#)**NON-ROSTER INVITEE****CAREER HIGHLIGHTS**

Has spent parts of three seasons in the majors with Houston from 2017-19 and is 1-0 with an 8.08 ERA in 32 relief appearances...has 26 strikeouts in 24.2 innings but has also walked 16...was originally signed by the Astros out of the Dominican Republic on Sept. 22, 2009 and pitched for 10 seasons in the Houston farm system...was 23-32 with 11 saves and a 4.63 ERA in 243 games, including 31 starts before he was released following the 2019 season...signed a minor league contract with the Los Angeles Dodgers prior to the 2020 season but did not pitch...has 470 strikeouts in 382.0 minor league innings (11.1 per nine innings) but has also walked 263 (6.20 per nine innings).

**2020 HIGHLIGHTS**

Was a non-roster invitee with the Los Angeles Dodgers and had a loss and a 3.00 ERA in six spring training appearances...was not added to the Dodgers 60-man player pool and did not pitch in 2020.

**CAREER**

**2019**—Went 1-0 with an 11.81 ERA in seven games across four stints with the Astros...matched his career-high with 2.0 innings of relief at Texas on April 20, while allowing no hits and recording three strikeouts...struck out six batters in 5.1 innings pitched...notched his first career win on June 4, 2019 at Seattle after recording an out in the bottom of the sixth inning...appeared in 23 games for Triple-A Round Rock, posting a 3-1 record with a 2.63 ERA and 32 strikeouts...was placed on the temporarily inactive list on July 28 and was later transferred to the restricted list on July 30, where he remained throughout the remainder of the season.

**2018**—Appeared in three games in the Majors with the Astros over two stints with the club...struck out four batters in 3.1 innings pitched, allowing one run on one hit for a 2.70 ERA...tied a single-game career-high in innings pitched (2.0) and strikeouts (3) on June 13 at Oakland...in 43 games at Triple-A Fresno he went 3-3 with a 3.74 ERA.

**2017**—Made his Major League debut, posting a 7.88 ERA with 16 strikeouts in 22 games across five stints with the Astros...made his debut on May 31 at Minnesota, tossing 2.0 innings with two strikeouts in an Astros 17-6 blowout win...was scoreless in a career-long eight consecutive outings from July 17 through Aug. 8...registered his only hold of the season on June 5 at Kansas City...spent the majority of his season with the Triple-A Fresno Grizzlies where he went 5-7 with a 5.87 ERA in 39 relief appearances...struck out 47 batters for a 9.20 strikeouts per 9.0 innings ratio.

**2016**—Split his season between Double-A Corpus Christi and Triple-A Fresno, combining to go 3-3 with two saves, a 4.18 ERA and 63 strikeouts in 43 appearances...broke camp with Corpus Christi and spent over a month with the Hooks before a promotion to Triple-A on May 12...made nine appearances for the Hooks, going 1-0 with a 0.69 ERA and 19 strikeouts...after his promotion, posted a 2-3 record and a 5.23 ERA in 34 games for the Grizzlies...held lefties to a .213 opponent batting average while at Triple-A...pitched for the Gigantes del Cibao in the Dominican Winter League and made 14 appearances with eight strikeouts in 8.0 innings.

**2015**—Combined to go 4-6 with four saves and a 5.52 ERA in 35 appearances across three levels in the Astros minor league system, advancing from Single-A Quad Cities to Advanced-A Lancaster to Double-A Corpus Christi...posted 59 strikeouts in 45.2 innings, while allowing a .220 opponent batting average...pitched for the Gigantes del Cibao in the Dominican Winter League and made 13 appearances with a 4.22 ERA.

**2014**—Pitched the entire season at Rookie-Level Greeneville, where he went 2-5 with a 4.47 ERA in 13 games, including nine starts...bounced between the starter and reliever role all season, going 1-1 with a 3.27 ERA in relief.

**2013**—Pitched the majority of his season in the Gulf Coast League, where he went 0-1 with a 4.35 ERA in 10 appearances, including two starts...was promoted to Triple-A Oklahoma City on Aug. 30 where he made one relief appearance (1 er in 2.1 ip).

**2012**—Pitched two months in the Gulf Coast League, posting a 1-1 record with a 5.40 ERA in eight games, including three starts...struck out 16 batters in 18.1 innings pitched.

**2011**—In 13 starts for the Dominican Summer League Astros, he went 1-3 with a 2.17 ERA...posted 61 strikeouts in 45.2 innings, while allowing a .193 opponent batting average.

**2010**—Began his professional career in the Dominican Summer League, where he went 1-2 with an 11.95 ERA in 14 games, including four starts.

## PERSONAL/MISCELLANEOUS

Reymin Guduan was originally signed by Houston scouts Felix Francisco and Rafael Belen.

### LIFETIME PITCHING RECORD

Year	Club	W	L	ERA	G	GS	CG	SHO	SV	IP	H	R	ER	HR	HB	BB	IBB	SO	WP	BK
2010	DSL Astros	1	2	11.95	15	4	0	0	0	20.1	38	34	27	0	3	31	0	19	10	1
2011	DSL Astros	1	3	2.17	13	13	0	0	0	45.2	31	19	11	0	4	42	0	61	13	0
2012	GCL Astros	1	1	5.40	8	3	0	0	0	18.1	26	11	11	1	0	16	1	16	4	2
2013	Oklahoma City	0	0	3.86	1	0	0	0	0	2.1	1	1	1	0	1	3	0	4	7	0
	GCL Astros	0	1	4.35	10	2	0	0	0	20.2	19	16	10	3	3	10	0	28	2	1
2014	Greeneville	2	5	4.47	13	9	0	0	0	44.1	53	32	22	2	2	27	0	58	8	0
2015	Corpus Christi	1	3	11.57	16	0	0	0	0	16.1	20	23	31	3	0	19	0	19	5	1
	Quad Cities	3	0	0.75	6	0	0	0	0	12.0	6	1	1	0	1	3	0	15	1	0
	Lancaster	0	3	3.12	13	0	0	0	4	17.1	12	9	6	0	0	11	2	25	3	0
2016	Corpus Christi	1	0	0.69	9	0	0	0	2	13.0	7	1	1	1	0	3	0	19	0	0
	Fresno	2	3	5.23	34	0	0	0	0	43.0	43	25	25	2	0	34	2	44	8	0
2017	HOUSTON	0	0	7.88	22	0	0	0	0	16.0	24	14	14	1	0	12	0	16	3	0
	Fresno	5	7	5.87	39	0	0	0	1	46.0	61	33	30	4	1	14	0	47	6	1
2018	HOUSTON	0	0	2.70	3	0	0	0	0	3.1	1	1	1	1	0	0	0	4	0	0
	Fresno	3	3	3.74	43	0	0	0	2	55.1	46	24	23	5	0	32	0	83	3	0
2019	Round Rock	3	1	2.63	23	0	0	0	2	27.1	29	14	8	1	1	18	0	32	5	0
	HOUSTON	1	0	11.81	7	0	0	0	0	5.1	8	7	7	3	0	4	0	6	0	0
2020																				
(Minor League Season Canceled — Did Not Pitch)																				
<b>Major League Totals</b>		<b>1</b>	<b>0</b>	<b>8.03</b>	<b>32</b>	<b>0</b>	<b>0</b>	<b>0</b>	<b>0</b>	<b>24.2</b>	<b>33</b>	<b>22</b>	<b>22</b>	<b>5</b>	<b>0</b>	<b>16</b>	<b>0</b>	<b>26</b>	<b>3</b>	<b>0</b>
<b>Minor League Totals</b>		<b>23</b>	<b>32</b>	<b>4.63</b>	<b>243</b>	<b>31</b>	<b>0</b>	<b>0</b>	<b>11</b>	<b>382.0</b>	<b>392</b>	<b>243</b>	<b>197</b>	<b>22</b>	<b>16</b>	<b>263</b>	<b>5</b>	<b>470</b>	<b>68</b>	<b>6</b>

### CAREER TRANSACTIONS

**2009** — Signed by the Houston Astros as a non-drafted free agent, September 22. **2018** — On the paternity list, June 15 to 17. **2019** — Released, September 5; signed by the Los Angeles Dodgers to a minor league contract, December 2. **2020** — Elected free agency, November 1; signed by the Oakland Athletics to a minor league contract, December 4.

## GUDUAN'S CAREER BESTS

**Low Hit Complete Game:** None

**Innings Pitched:** 2.0 (four times), last: April 20, 2019 at Texas

**Strikeouts:** 3 (three times), last: April 20, 2019 at Texas

**Pitches:** 43, May 31, 2017 at Minnesota

**Longest Winning Streak:** 1, June 4, 2019 to present

**Longest Losing Streak:** None

**Longest Scoreless Streak:** 4.1, July 17 to August 17, 2017



**RIGHT-HANDED PITCHER****Height/Weight:** 6-5 / 245**Bats/Throws:** Right / Right**Birthdate:** April 17, 1989**Opening Day Age:** 31**Birthplace/Resides:** San Felix, Venezuela / Puerto Ordaz, Venezuela**Major League Service:** 2 years, 71 days**Obtained:** Signed to a minor league contract, January 28, 2021**Contract Status:** First year of a one-year contract through 2021
 [Updated Stats](#)
**NON-ROSTER INVITEE****CAREER HIGHLIGHTS**

Was originally signed by the New York Mets organization in 2005 at the age of 16 out of Venezuela...made his Major League debut 10 years later with Pittsburgh and is 8-5 with a 4.81 ERA in 83 relief appearances over five seasons with the Pirates (2015), Angels (2016-17), Brewers (2019) and Phillies (2020)...has also pitched in the Twins and Rangers organizations and is 60-64 with 10 saves and a 4.31 ERA in 374 games, including 129 starts, in 14 seasons in the minors...pitched for the World Team in the All-Star Futures Game in 2007...was on the roster for Venezuela in World Baseball Classic in 2013 and 2017...with the exception of 2019, has pitched for Magallanes in the Venezuelan Winter League every year dating back to 2008.

**2020 HIGHLIGHTS**

Was claimed off waivers from Milwaukee by Philadelphia on Feb. 5 and made the Phillies Opening Day roster...went 1-3 with an 8.59 ERA in nine relief appearances before he was designated for assignment on Aug. 22...spent the remainder of the year at Philadelphia's alternate site...allowed a .313 opponents batting average...surrendered three home runs in 7.1 innings for a .625 opponents slugging percentage...held left-handed hitters to a .077 (1-for-13) average and .297 OPS compared to .474 (9-for-19) with all three of his home runs and a 1.493 OPS against right-handers...his career splits are .224 with a .614 OPS against lefties, .319 with a .961 OPS and 14 of his 19 home runs against righties...opponents hit .150 with the bases empty, .583 with all three of his home runs with runners on...allowed his only inherited runner to score...logged one inning or fewer in eight of his nine appearances...allowed at least one run in five outings...pitched one scoreless inning and struck out a season-high two in his first outing on July 25 against Miami...then allowed a season-high three runs in 0.2 innings his next appearance Aug. 3 at New York (AL)...yielded six runs in 3.0 innings over a four-game stretch from Aug. 9 to 20 and was charged with the loss in three of the four appearances...tossed a season-high 1.1 innings Aug. 18 at Boston...pitched 0.2 scoreless innings Aug. 21 at Atlanta but was designated for assignment the next day...was outrighted to the Phillies alternate site Aug. 25 and did not pitch the rest of the season...went 0-2 with a 6.55 ERA and .289 opponents batting average in 12 relief appearances for Magallanes in the Venezuelan Winter League...struck out 12 batters in 11.0 innings and walked four.

**CAREER**

**2019**—Attended Milwaukee's Spring Training as a non-roster invitee...spent the majority of the season with Triple-A San Antonio...averaged 11.88 strikeouts per nine innings and posted a 0.89 WHIP...following the All-Star break, posted a 0.71 ERA with 40 strikeouts in 18 games...held left-handed hitters to a .156 average and .200 slugging percentage...had his contract selected by the Brewers on July 4...made his only appearance with Milwaukee on July 5 at Pittsburgh...was designated for assignment on July 6 and later outrighted to San Antonio.

**2018**—Spent the season with Triple-A Round Rock in the Texas organization...averaged 10.77 strikeouts per nine innings...limited left-handed hitters to a .188 batting average...held opponents to a .203 average with runners in scoring position...finished the season with a 21.0-inning

scoreless streak, which began on July 15...following the season, pitched for Magallanes in the Venezuelan Winter League.

**2017**—Made 19 relief appearances with Los Angeles (AL) across two stints (April 14-June 2 and Sept. 5-end of season)...appeared in 31 games with Triple-A Salt Lake...participated in the World Baseball Classic for Venezuela...following the season, pitched for Magallanes in the Venezuelan Winter League.

**2016**—Had two stints with Los Angeles (AL) from May 21 to 29 and June 4 through the end of the season...made 44 relief appearances in total...appeared in three games with Salt Lake...was on Salt Lake's disabled list from April 7 to May 5 following an appendectomy...following the season, pitched for Magallanes in the Venezuelan Winter League.

**2015**—Began the season with Triple-A Indianapolis...made his Major League debut on June 27 vs Atlanta, pitching the ninth inning of an 8-4 win (1.0 ip, 1 h, 1 so)...struck out Jace Peterson for his first career strikeout...earned his first ML win June 30 at Detroit after tossing 3.0 scoreless innings...was placed on the 15-day disabled list Aug. 7 with left knee inflammation...was transferred to the 60-day DL on Sept. 2 and missed the remainder of the season...following the season, pitched for Magallanes in the Venezuelan Winter League.

**2014**—Spent the entire season with Triple-A Rochester...was on the disabled list from April 18 to May 4 with a strained right hamstring...following the season, pitched for Magallanes in the Venezuelan Winter League.

**2013**—Was limited to three rehab appearances with the Gulf Coast League Twins after undergoing surgery to remove a rib to improve circulation in his right shoulder (blood clot)...was named to Venezuela's roster for the World Baseball Classic, but did not pitch...following the season, pitched for Magallanes in the Venezuelan Winter League.

**2012**—Opened the year with Double-A New Britain...was promoted to Rochester on April 28 for the remainder of the season...was on the disabled list from July 3 to 24 with right shoulder tendinitis...entering the season, was rated as having the best change-up in Minnesota's minor league system by *Baseball America* (also entering 2009 and 2010)...following the season, pitched for Magallanes in the Venezuelan Winter League.

**2011**—Spent the entire season with New Britain...following the season, pitched for Magallanes in the Venezuelan Winter League.

**2010**—Selected as an Eastern League Midseason All-Star...pitched the majority of the season with New Britain...appeared in five games, including four starts, with Rochester...following the season, pitched for Magallanes in the Venezuelan Winter League.

**2009**—Split the year between Single-A Fort Myers (A) and New Britain...named Florida State League Pitcher of the Week June 29 to July 5 and Eastern League Pitcher of the Week July 20-26... following the season, pitched for Magallanes in the Venezuelan Winter League.

**2008**—Spent the whole season with Fort Myers...following the season, pitched for Magallanes in the Venezuelan Winter League.

**2007**—Spent the entire season with Single-A St. Lucie...was on the disabled list from May 10 to 31 with right shoulder tendinitis...pitched for the World Team in the All-Star Futures Game.

**2006**—Pitched for Single-A Hagerstown and St. Lucie in his first professional season.

## PERSONAL/MISCELLANEOUS

Deolis Alexander Guerra was originally signed by Robert Alfonzo, Rafael Bournigal and Sandy Johnson...graduated from La California High School (VZ).

## LIFETIME PITCHING RECORD

Year	Club	W	L	ERA	G	GS	CG	SHO	SV	IP	H	R	ER	HR	HB	BB	IBB	SO	WP	BK
2006	Hagerstown	6	7	2.20	17	17	0	0	0	81.2	59	22	20	3	2	37	0	64	5	0
	St. Lucie	1	1	6.14	2	2	0	0	0	7.1	9	6	5	1	0	6	0	5	1	0
2007	St. Lucie	2	6	4.01	21	20	0	0	0	89.2	80	44	40	9	6	25	0	66	6	2
2008	Fort Myers	11	9	5.47	26	25	1	1	0	130.0	138	85	*79	12	5	71	0	71	10	0
2009	Fort Myers	6	8	4.69	16	15	0	0	0	86.1	95	52	45	6	5	25	1	57	5	2
	New Britain	6	3	5.17	12	11	1	1	0	62.2	62	38	36	4	5	17	0	49	4	0
2010	New Britain	2	10	6.24	19	19	1	0	0	102.1	127	83	71	14	4	37	0	67	9	1
	Rochester	0	3	6.84	5	4	0	0	0	25.0	35	21	19	5	1	8	1	18	2	1
2011	New Britain	8	7	5.59	37	10	0	0	1	95.0	102	67	59	11	4	28	0	95	11	0
	New Britain	2	0	0.71	7	0	0	0	1	12.2	5	1	1	0	1	1	0	15	2	0
2012	Rochester	2	3	4.87	29	0	0	0	0	57.1	59	33	31	7	2	21	1	56	5	0
	GCL Twins	0	1	4.50	3	0	0	0	0	4.0	3	2	2	0	0	1	0	3	0	0
2013	Rochester	2	2	4.33	36	1	0	0	0	52.0	51	28	25	5	0	18	0	54	3	0
2015	Indianapolis	2	1	1.23	25	0	0	0	4	36.2	21	6	5	1	0	8	1	37	3	0
	PITTSBURGH	2	0	6.48	10	0	0	0	0	16.2	26	12	12	5	1	3	0	17	2	0
2016	Salt Lake	0	0	0.00	3	0	0	0	0	5.0	3	0	0	0	0	2	0	7	1	0
	LOS ANGELES (AL)	3	0	3.21	44	0	0	0	0	53.1	52	23	19	6	2	7	0	36	2	1
2017	Salt Lake	4	1	1.98	31	0	0	0	2	41.0	26	9	9	3	2	8	0	41	2	0
	LOS ANGELES (AL)	2	2	4.68	19	0	0	0	0	25.0	20	13	13	4	0	12	0	22	2	0
2018	Round Rock	2	2	3.79	40	4	0	0	2	59.1	47	26	25	7	1	16	0	71	5	0
2019	San Antonio	4	0	1.89	45	1	0	0	0	66.2	43	19	14	5	2	16	1	88	3	0
	MILWAUKEE	0	0	54.00	1	0	0	0	0	0.2	4	4	4	1	0	0	0	0	0	0
2020	PHILADELPHIA	1	3	8.59	9	0	0	0	0	7.1	10	9	7	3	2	2	0	8	0	0
<b>Major League Totals</b>		<b>8</b>	<b>5</b>	<b>4.81</b>	<b>83</b>	<b>0</b>	<b>0</b>	<b>0</b>	<b>0</b>	<b>103.0</b>	<b>112</b>	<b>61</b>	<b>55</b>	<b>19</b>	<b>5</b>	<b>24</b>	<b>0</b>	<b>83</b>	<b>6</b>	<b>1</b>
<b>Minor League Totals</b>		<b>60</b>	<b>64</b>	<b>4.31</b>	<b>374</b>	<b>129</b>	<b>3</b>	<b>2</b>	<b>10</b>	<b>1014.2</b>	<b>965</b>	<b>542</b>	<b>486</b>	<b>93</b>	<b>40</b>	<b>334</b>	<b>5</b>	<b>864</b>	<b>77</b>	<b>6</b>

## CAREER TRANSACTIONS

**2005** — Signed by the New York Mets organization as a non-drafted free agent, July 2. **2008** — Traded to the Minnesota Twins with pitchers Philip Humber and Kevin Mulvey and outfielder Carlos Gómez for pitcher Johan Santana, February 2. **2013** — Elected free agency, November 4; re-signed by the Twins to a minor league contract, November 20. **2014** — Elected free agency, November 3; signed by the Pittsburgh Pirates to a minor league contract, November 14. **2015** — On the disabled list, August 7 to October 20. Elected free agency, October 27; re-signed by the Pirates to a minor league contract, December 6. Selected by the Los Angeles Angels in the Rule 5 draft, December 10. **2016** — Elected free agency, March 25; re-signed by the Angels, March 26. **2017** — Elected free agency, November 3. **2018** — Signed by the Texas Rangers to a minor league contract, January 19. Elected free agency, November 2; signed by the Milwaukee Brewers to a minor league contract, December 8. **2019** — Elected free agency, September 30; signed by the Brewers, October 17. **2020** — Claimed off waivers by the Philadelphia Phillies, February 5. Elected free agency, October 14. **2021** — Signed by the Oakland Athletics to a minor league contract, January 28.

## WORLD BASEBALL CLASSIC RECORD

Year	Club	W	L	ERA	G	GS	CG	SHO	SV	IP	H	R	ER	HR	HB	BB	IBB	SO	WP	BK
2013	Venezuela	(Did not pitch)																		
2017	Venezuela	0	0	0.00	1	0	0	0	0	0.1	1	0	0	0	0	0	0	0	0	0
<b>Totals</b>		<b>0</b>	<b>0</b>	<b>0.00</b>	<b>1</b>	<b>0</b>	<b>0</b>	<b>0</b>	<b>0</b>	<b>0.1</b>	<b>1</b>	<b>0</b>	<b>0</b>	<b>0</b>	<b>0</b>	<b>0</b>	<b>0</b>	<b>0</b>	<b>0</b>	<b>0</b>

## GUERRA'S CAREER BESTS

**Low Hit Complete Game:** None  
**Innings Pitched:** 3.0 (twice), last: July 11, 2015 vs. St. Louis  
**Strikeouts:** 3 (six times), last: May 2, 2017 at Seattle  
**Pitches:** 64, July 30, 2015 at Cincinnati  
**Longest Winning Streak:** 5, June 30, 2015 to September 4, 2016  
**Longest Losing Streak:** 3, August 9, 2020 to present  
**Longest Scoreless Streak:** 9.2, May 29 to June 15, 2016

**RIGHT-HANDED PITCHER****Height/Weight:** 6-0 / 226**Birthdate:** March 22, 1996**Birthplace/Resides:** Conway, South Carolina / Conway, South Carolina**Major League Service:** None**Obtained:** Acquired from the Los Angeles Dodgers with Jharel Cotton and Frankie Montas for Josh Reddick and Rich Hill, August 1, 2016.**Contract Status:** First year of a one-year contract through 2021
[@GHolmes\\_14](#)
[gholmes\\_14](#)
[Updated Stats](#)
**CAREER HIGHLIGHTS**

Was the Dodgers first round selection in the 2014 draft and was dealt to the A's at the 2016 trading deadline in the Josh Reddick/Rich Hill trade...is 36-31 with a 3.98 ERA (233 er in 526.1 ip) in 115 games, including 100 starts, in six professional seasons...has 538 strikeouts in 526.1 innings (9.20 per nine innings)...missed nearly the entire 2018 season with a rotator cuff injury...led the Texas League with 150 strikeouts in 2017...named to the Midwest League Midseason All-Star team in 2015...was rated as the A's sixth-best prospect by *Baseball America* following the 2016 season, the Dodgers fifth-best prospect following 2015 and the Dodgers fourth-best following 2014.

**2020 HIGHLIGHTS**

Made three Spring Training appearances for the A's and had a 1.80 ERA with eight strikeouts in 5.0 innings when he was optioned to Triple-A Las Vegas March 5...was added to the A's 60-man player pool June 29...did not pitch in 2020...was on the Taxi Squad for the final road trip of the season and the postseason.

**CAREER**

**2019**—After missing most of the 2018 season with a shoulder injury, he spent nearly the entire season at Double-A Midland where he was 6-5 with a 3.31 ERA in 22 games, 16 starts...made his Triple-A debut with a start for Las Vegas on Aug. 31, a no decision, and had a 3.23 ERA overall in 23 games overall...allowed a .241 opponents batting average, including .216 with three home runs against right-handed hitters compared to .273 with seven home runs against left-handed hitters...eight of his 10 home runs allowed were solo shots...yielded a .224 average with runners in scoring position...opponents hit .183 with no home runs and three RBI with two outs...was 2-5 with a 3.26 ERA in his 17 starting assignments and 4-0 with a 3.15 ERA in six relief appearances...tossed three innings or fewer in each of his first 10 outings and four innings or fewer in each of his first 14...then lasted more than four innings in eight of his final nine appearances...never pitched more than 5.0 innings...logged 3.0 scoreless innings in his first start on April 7 at Frisco...was 1-1 with a 5.19 ERA in three games when he was placed on the injured list May 1 with right shoulder impingement syndrome...was reinstated May 22 and went 2-1 with a 1.86 ERA and .235 opponents batting average over his first nine games following his return...finished June with a 2-0 record and a 1.42 ERA in six games (three starts) and did not allow a home run in 19.0 innings...had seven starts and six relief appearances over his first 13 games through July 8 and was 4-2 with a 2.81 ERA...then started in each of his final 10 outings beginning July 13 and went 2-3 with a 3.63 ERA...tossed a season-high 5.0 scoreless innings July 18 at Arkansas but had a no decision in a 2-1 RockHounds win...it was his first of six outings of 5.0 innings...tossed a season-high 76 pitches July 24 against Arkansas (matched on Aug. 21 against Northwest Arkansas)...struck out a career-high tying nine batters in 5.0 scoreless innings on Aug. 9 against Corpus Christi, but had a no decision in Midland's 3-2, 10-inning win...that began a three-start stretch where he did not allow a run (15.0 ip, 11 h, 2 bb, 20 so)...was promoted to Las Vegas Aug. 31 and started and had a no decision that day against Tacoma (4.2 ip, 6 h, 1 r, 1 er, 1 bb, 5 so)...made one postseason start for the Aviators in Game 4 of the Pacific Coast League Semifinals on Sept. 7 against Sacramento...was the losing pitcher in a 5-3 loss (4.1 ip, 6 h, 3 r, 3 er, 5 so, 1 hr).

**2018**—Missed nearly the entire season due to a strained right shoulder...received a PRP injection into his right rotator cuff April 3...was reinstated from the disabled list Aug. 29 and went 0-0 with a 4.50 ERA and .174 opponents batting average in two regular season starts with Single-A Stockton...walked two and struck out eight in 6.0 innings...left-handed hitters were 2-for-17 (.118), right-handers 2-for-6 (.333)...tossed 3.0 innings in each of his starts: Aug. 29 at San Jose (1 h, 1 r, 1 er, 4 so) and Sept. 3 against Visalia (3 h, 3 r, 2 er, 2 bb, 4 so)...then made one postseason start for the Ports in Game 4 of the California League Semifinals and had a no decision in Stockton's 11-2 win at Visalia on Sept. 8...tossed 4.0 scoreless and hitless innings (1 bb, 5 so).

**2017**—Made his Double-A debut with Midland and spent the entire season with the RockHounds...was 11-12 with a 4.49 ERA in 29 games, including 24 starts...led the Texas League in strikeouts (150), tied for second in wins (11), ranked sixth in innings pitched (148.1) and tied for eighth in games started (24)...tied for the lead in the A's farm system in wins and ranked second in strikeouts and innings pitched...had career highs in strikeouts, games, innings pitched, losses, hits, earned runs (74), home runs (15), hit batters (9) and walks (51) and matched his best in wins and games started...allowed a .262 opponents batting average, including .189 against left-handed hitters...had a .586 OPS against lefties, .836 against righties...was 9-12 with a 4.62 ERA in his 24 starts, 2-0 with a 3.66 ERA in five relief appearances...four of his five relief appearances came over his first seven games of the season...tossed a season-high 99 pitches May 25 at Northwest Arkansas (matched July 3 against Tulsa) to begin a four-start stretch where he went 3-1 with a 2.51 ERA through June 10...struck out a season-high nine batters in 6.0 innings in an 8-2 win over Northwest Arkansas June 4...combined on a three-hit shutout in a 6-0 win over Frisco June 10...tossed a season-high 8.0 scoreless innings and allowed two of the hits (0 bb, 8 so)...was named Texas League Pitcher of the Week for the week of July 24-30 after going 2-0 with a 3.09 ERA (11.2 ip, 9 h, 4 r, 4 er, 5 bb, 14 so) over two starts...logged his best single-month ERA in July when he went 3-3 with a 3.16 ERA and .206 opponents batting average in six starts...matched his season high by tossing 8.0 innings in his final regular season start Sept. 3 at Frisco (3 h, 1 r, 0 er, 1 bb, 5 so)...made two postseason starts for the Texas League Champion RockHounds and was 1-1 with a 4.22 ERA (10.2 ip, 10 h, 8 r, 5 er, 5 bb, 7 so)...started and lost Game 3 of the TL semifinals against San Antonio and then defeated Tulsa in Game 4 of the TL Championship Series to even the series at two games each.

**2016**—Started the year with Single-A Rancho Cucamonga in the Los Angeles (NL) organization but finished it with Single-A Stockton in the Oakland organization as he was one of three players sent to the A's on Aug. 1 in the Josh Reddick/Rich Hill trade...combined for an 11-7 record, a 4.64 ERA and .277 opponents batting average in 26 games, 23 starts...tied for the California League lead in wins and wild pitches (18), ranked fourth in strikeouts (124) and 10th in ERA...had career highs in wins, runs (85) and wild pitches...did not pitch more than six innings in any outing and tossed exactly 5.0 innings in 16 of his 26 appearances...struck out a season-high nine batters in the second game of a May 29 doubleheader at Visalia...went 2-1 with a 2.67 ERA in five starts in May...struck out 34 batters in 27.0 innings...his two relief appearances with the Quakes came in consecutive games on June 11 at Lake Elsinore and June 16 at San Jose in games started by a rehabbing Brandon McCarthy...recorded the first and only save of his professional career in the latter contest when he tossed 5.0 scoreless innings (4 h, 4 so)...was 8-4 with a 4.02 ERA in 20 games, including 18 starts, with Rancho Cucamonga when he was traded to the Oakland organization with Jharel Cotton and Frankie Montas for Rich Hill and Josh Reddick on Aug. 1...went 3-3 with a 6.91 ERA in six games, including five starts, with Stockton...was rated as the A's sixth-best prospect by *Baseball America* following the season.

**2015**—Spent the entire season at Single-A Great Lakes and went 6-4 with a 3.14 ERA and .229 opponents batting average in 24 starts...struck out 117 batters in 103.1 innings, an average of 10.19 per nine innings...finished third in the Dodgers farm system in strikeouts...surrendered just six home runs (0.52 per nine innings)...was named to the Midwest League Midseason All-Star team...went 4-1 with a 2.24 ERA and .194 opponents batting average in 12 starts at home...had a 16.0-inning scoreless streak from May 9 to 25 and went 3-0 with a 1.55 ERA and .163 opponents batting average in six starts in May...pitched for the East in the Midwest League All-Star Game on June 23 at Peoria and faced two batters (0.2 ip, 1 so)...was 2-2 despite a 1.21 ERA in six starts

in July...made one postseason start for the Loons and had a no decision (4.2 ip, 7 h, 3 r, 3 er, 2 bb, 3 so)...was rated as the Dodgers fifth-best prospect by *Baseball America* following the season.

**2014**—Began his professional career with the Dodgers affiliate in the Arizona Rookie League and went 1-2 with a 3.00 ERA in seven games, six starts, before he was transferred to Ogden Aug. 14...went 1-1 with a 4.91 ERA in four starts with the Raptors...struck out 58 batters in 48.1 innings (10.80 per nine innings) and walked just 13 for a strikeout-to-walk ratio of 4.46...allowed a .220 batting average, including .170 against right-handed hitters and .191 with runners in scoring position...made his professional debut in relief on July 2 at the Mariners and picked up the win (2.0 ip, 1 bb, 5 so)...made one postseason start for Ogden and took the loss in Game 2 of the first round of the Pioneer League playoffs on Sept. 6 against Orem (1.1 ip, 4 h, 6 r, 6 er, 1 bb, 3 so)...was rated as the Dodgers fourth-best prospect by *Baseball America* following the season.

## PERSONAL/MISCELLANEOUS

Harrison Grant Holmes...is married, Samantha...graduated from Conway (SC) HS in 2014...was named the Gatorade Player of the Year in South Carolina as a senior.

### LIFETIME PITCHING RECORD

Year	Club	W	L	ERA	G	GS	CG	SHO	SV	IP	H	R	ER	HR	HB	BB	IBB	SO	WP	BK
2014	AZL Dodgers	1	2	3.00	7	6	0	0	0	30.0	20	11	10	2	2	7	0	33	1	0
	Ogden	1	1	4.91	4	4	0	0	0	18.1	19	10	10	1	1	6	0	25	3	0
2015	Great Lakes	6	4	3.14	24	24	0	0	0	103.1	86	46	36	6	1	54	0	117	9	0
	Rancho Cucamonga	8	4	4.02	20	18	0	0	1	105.1	103	60	47	6	2	43	0	100	8	1
2016	Stockton	3	3	6.91	6	5	0	0	0	28.2	44	25	22	4	1	10	0	24	10	0
	Midland	11	12	4.49	29	24	0	0	0	148.1	149	82	74	15	9	61	2	150	15	1
2018	Stockton	0	0	4.50	2	2	0	0	0	6.0	4	4	3	1	2	2	0	8	0	0
2019	Midland	6	5	3.31	22	16	0	0	0	81.2	71	34	30	9	5	27	0	76	6	0
	Las Vegas	0	0	1.93	1	1	0	0	0	4.2	6	1	1	1	0	1	0	5	0	0
2020	(Minor League Season Canceled — Did Not Pitch)																			
<b>Minor League Totals</b>		<b>36</b>	<b>31</b>	<b>3.98</b>	<b>115</b>	<b>100</b>	<b>0</b>	<b>0</b>	<b>1</b>	<b>526.1</b>	<b>502</b>	<b>273</b>	<b>233</b>	<b>45</b>	<b>23</b>	<b>211</b>	<b>2</b>	<b>538</b>	<b>52</b>	<b>2</b>

### CAREER TRANSACTIONS

**2014** — Selected by the Los Angeles Dodgers organization in the 1st round (22nd selection overall) of the First-Year Player Draft. **2016** — Traded to the Oakland Athletics organization with pitchers Jharel Cotton and Frankie Montas for pitcher Rich Hill and outfielder Josh Reddick, August 1.

**RIGHT-HANDED PITCHER****Height/Weight:** 6-9 / 213**Bats/Throws:** Right / Right**Birthdate:** April 25, 1995**Opening Day Age:** 25**Birthplace/Resides:** St. Louis, Missouri / St. Louis, Missouri**Major League Service:** None**Obtained:** Selected in the 8th round of the 2017 First-Year Player Draft**Contract Status:** First year of a one-year contract through 2021
 [Updated Stats](#)
**NON-ROSTER INVITEE****CAREER HIGHLIGHTS**

Was selected by the A's in the 8th round of the 2017 draft and is 21-17 with a 3.37 ERA in 62 games, 56 starts, in three seasons in the minors...five of his six relief appearances came in his first season...was named to the Texas League Postseason All-Star team in 2019...has earned Midseason All-Star honors in the TL in 2019 and the California League in 2018.

**2020 HIGHLIGHTS**

Was a non-roster invitee with the A's during the spring and did not allow an earned run in three games and 5.1 innings before he was reassigned to minor league camp on March 6...was added to Oakland's 60-man player pool on June 29 but did not pitch in 2020.

**CAREER**

**2019**—Spent most of the season with Double-A Midland, where he was 8-8 with a 3.25 ERA in 23 games, all starts...also went 0-1 with a 13.81 ERA in four starts during a three-week stay with Triple-A Las Vegas...combined to go 8-9 with a 4.30 ERA in a career-high 27 starts overall...also had career highs in innings pitched (144.1), losses, hits (175), runs (77), earned runs (69), walks (47), hit batters (6) and wild pitches (12)...ranked third in the A's farm system in strikeouts (134) and innings pitched, tied for fifth in wins and seventh in ERA...was named to the Texas League Midseason and Postseason All-Star teams...finished second in the TL in ERA (3.25), tied for second in wins (8), fifth in innings pitched (130.0), tied for fifth in games started (23), tied for sixth in strikeouts (118) and eighth in opponents batting average (.277)...allowed a combined .294 opponents batting average with both clubs...that broke down to .286 against right-handed hitters compared to .304 against left-handers...yielded a .343 average with the bases empty compared to .244 with runners on...allowed a .323 average with no outs or one out, a .220 mark with two outs...opponents hit .343 with a .400 on-base percentage when leading off an inning...was 4-2 with a 1.81 ERA over his first nine starts through May 20...then went 4-7 with a 5.61 ERA over his final 18 starts...compiled a 4-3 record, a 2.09 ERA and one home run in 47.1 innings in eight starts at the RockHounds Security Bank Ballpark...was 4-6 with a 5.38 ERA and 10 home runs in 97.0 innings in 19 starts in all other ballparks (including Las Vegas)...allowed just one run over his first three starts and was 2-0 with a 0.56 ERA...that included back-to-back starts on April 10 at Amarillo and April 15 vs. Amarillo where he did not allow a run...tossed 5.0 scoreless innings in the former and 6.0 in the latter as part of a 13.0-inning scoreless streak from April 5-15...had a total of five scoreless starts for the season (6.0 at Frisco, May 20; 7.0 at Frisco, June 20; 6.0 at Corpus Christi, July 7)...finished April 2-1 with a 1.73 ERA in five starts...then went 3-1 with a 3.03 ERA in six starts in May...issued a career-high five walks in 5.0 innings May 25 at Amarillo...tossed a season-high 7.0 innings in a 6-2 win over Amarillo May 31...it was his first of three outings of 7.0 innings (June 27 at Frisco, July 2 vs. Amarillo)...struck out a season-high nine batters in 6.1 innings in a 4-1 loss to Arkansas June 21...went 2-1 with a 0.75 ERA over a four-start stretch from June 27 to July 12...was named TL Pitcher of the Week for the week of July 1-7 when he went 1-0 with a 0.69 ERA in two starts (13.0 ip, 13 h, 1 r, 1 er, 1 bb, 8 so)...logged a season-high 101 pitches in 6.1 innings at Arkansas July 17...that gave him a 7-7 record and a 2.70 ERA in 20 starts with Midland...was promoted to Las Vegas July 24...matched the shortest start of his career in his Triple-A debut July 26 at El Paso when he allowed a career-high tying eight runs in 2.0 innings...yielded a

career-high tying 10 hits Aug. 1 against New Orleans...was transferred back to Midland Aug. 15 and went 1-1 with a 5.40 ERA over his final three regular season starts with the RockHounds...matched his career high for hits Aug. 29 at Northwest Arkansas (10)...started and lost Game 3 of the TL Semifinals, a 6-2 loss to Amarillo on Sept. 6 (6.0 ip, 8 h, 5 r, 5 er, 3 bb, 3 so).

**2018**—Split his season between Single-A Stockton and Double-A Midland and combined for an 11-7 record, a 2.91 ERA and .225 opponents batting average in 24 games, including 23 starts...struck out 140 batters in 139.1 innings and walked just 37 for a strikeout-to-walk ratio of 3.78...had career highs in wins, strikeouts and home runs (16)...ranked second in the A's farm system in wins, third in strikeouts, fourth in ERA and seventh in innings pitched...began the year with the Ports and was 7-3 with a 2.38 ERA in 12 games, 11 starts, when he was promoted to Midland June 20...went 4-4 with a 3.48 ERA in 12 starts with the RockHounds...was named to the California League Midseason All-Star team...his opponents batting average broke down to .214 against right-handed hitters compared to .242 against left-handers...opponents hit .172 with a .224 on-base percentage when leading off an inning...was 7-3 with a 2.57 ERA in 13 games before the All-Star Break, 4-4 with a 3.32 ERA in 11 starts after the break...combined for a 6-2 record, a 1.60 ERA and five home runs allowed in 12 games in his home ballparks...pitched 5.0 scoreless innings and allowed just one hit in his first start April 7 against Lake Elsinore and picked up the win...struck out a career-high 10 batters in 5.1 innings in his next start April 13 at San Jose but took the loss...was 1-2 despite a 1.76 ERA and .148 opponents average over his first three starts...then went 3-0 with a 2.97 ERA over his next five starts from April 25 to May 20...made his only relief appearance of the season May 31 against Modesto and matched his career high with 10 strikeouts while tossing 5.1 scoreless innings for the win...allowed two hits and did not walk a batter and earned CL Pitcher of the Week honors for the week of May 29 to June 3...was 3-1 with a 2.80 ERA in six games in May and issued just four walks in 35.1 innings...allowed one run in 7.0 innings June 6 at San Jose and yielded one run in a career-high 8.2 innings June 12 against San Jose, both wins...pitched the fifth inning for the North All-Stars in the California League All-Star Game on June 19 (1.0 ip, 1 h, 1 r, 2 so, 1 hr)...was promoted to Midland the next day...logged a season-high 107 pitches, including 70 strikes, in 7.0 scoreless innings July 27 at Corpus Christi (2 h, 2 bb, 8 so)...went 1-2 in five starts in July but had a 2.08 ERA and .180 opponents batting average...struck out 35 batters in 30.1 innings.

**2017**—Made his professional debut with Vermont of the Short Season Single-A New York-Penn League and was 2-1 with a save and a 1.15 ERA in 11 games, including six starts...walked just one batter in 31.1 innings and did not allow a home run...struck out 29...allowed a .200 opponents batting average, including .190 against right-handed hitters compared to .213 against left-handers...opponents hit .161 when leading off an inning with no walks...had a 2-0 record and did not allow a run in 15.1 innings of relief...tossed at least two innings in each of his 11 appearances, including three or more nine times...did not allow a run nine times...his first outing was a start on July 6 at Connecticut (2.0 ip, 1 h, 1 so) and each of his first four appearances were starts...recorded his first save Aug. 6 at Hudson Valley (3.0 ip, 1 h, 4 so) to start a season-ending five-game streak without allowing a run (15.0 ip)...picked up his first win with 3.0 scoreless innings of relief at Lowell on Aug. 24...compiled a 1.17 ERA in two postseason appearances, both in relief (7.2 ip, 4 h, 1 r, 1 er, 2 bb, 10 so, 1 hr).

## PERSONAL/MISCELLANEOUS

Brian Edward Howard was originally signed by A's scout Chris Reilly...graduated from St. Louis University High School (MO)...attended Texas Christian University where he compiled a 26-5 record and a 3.46 ERA in 62 games, including 40 starts, over four seasons...led the nation with 19 starts as a senior in 2017 and ranked second with 12 wins.



## LIFETIME PITCHING RECORD

Year	Club	W	L	ERA	G	GS	CG	SHO	SV	IP	H	R	ER	HR	HB	BB	IBB	SO	WP	BK
2017	Vermont	2	1	1.15	11	6	0	0	1	31.1	22	5	4	0	0	1	0	29	1	0
2018	Stockton	7	3	2.38	12	11	0	0	0	72.0	53	21	19	9	2	14	1	77	2	0
	Midland	4	4	3.48	12	12	0	0	0	67.1	65	36	26	7	1	23	0	63	8	1
2019	Midland	8	8	3.25	23	23	0	0	0	130.0	137	54	47	7	4	39	0	118	9	0
	Las Vegas	0	1	13.81	4	4	0	0	0	14.1	28	23	22	4	2	8	1	16	3	1
2020		(Minor League Season Canceled — Did Not Pitch)																		
<b>Minor League Totals</b>		<b>21</b>	<b>17</b>	<b>3.37</b>	<b>62</b>	<b>56</b>	<b>0</b>	<b>0</b>	<b>1</b>	<b>315.0</b>	<b>305</b>	<b>139</b>	<b>118</b>	<b>27</b>	<b>9</b>	<b>85</b>	<b>2</b>	<b>303</b>	<b>23</b>	<b>2</b>

## CAREER TRANSACTIONS

**2016** — Selected by the Houston Astros organization in the 17th round of the First-Year Player Draft, did not sign. **2017** — Selected by the Oakland Athletics organization in the 8th round of the First-Year Player Draft.

## OAKLAND ATHLETICS DOUBLEHEADERS

Team	Home W-L-S	Road W-L-S	Totals W-L-S	Last Doubleheader	Result
Baltimore	5-1-0	3-3-6	8-4-6	September 23, 1999 at Baltimore	W, 9-6; L, 4-12
Boston	1-1-2	0-1-1	1-2-3	August 20, 1997 at Oakland	L, 5-7; L, 4-5 (13)
Chicago	6-6-4	5-6-6	11-12-10	June 22, 2018 at Chicago	W, 11-2; L, 4-6
Cleveland	2-0-5	4-5-6	6-5-11	September 14, 1996 at Cleveland	L, 2-9; L, 8-9
Detroit	3-0-3	1-1-5	4-1-8	August 22, 1998 at Oakland	W, 7-2; W, 7-1
Houston	1-0-1	0-1-0	1-1-1	September 8, 2020 at Oakland	W, 4-2 (7); L, 4-5 (7)
Kansas City	4-1-7	3-5-4	7-6-11	September 4, 2008 at Kansas City	L, 4-5 (10); L, 6-9
Los Angeles (AL)	4-0-7	1-1-2	5-1-9	July 16, 2011 at Oakland	L, 2-4; W, 4-3 (10)
Milwaukee	2-0-4	3-1-4	5-1-8	August 10, 1997 at Oakland	W, 4-3; L, 5-9
Minnesota	4-4-3	3-10-10	7-14-13	May 26, 2001 at Minnesota	W, 5-4 (10); L, 6-7 (10)
New York	0-3-1	2-0-7	2-3-8	August 4, 1998 at Oakland	L, 4-10; L, 5-10
Philadelphia	0-0-0	0-1-0	0-1-0	June 8, 2003 at Philadelphia	L, 1-7; L, 3-8
Seattle	2-1-5	0-0-1	2-1-6	September 26, 2020 at Oakland	L, 1-5 (8); L, 3-12 (7)
Tampa Bay	0-0-0	0-0-1	0-0-1	June 10, 2017 at Tampa Bay	L, 5-6 (10); W, 7-2
Texas	2-3-9	2-3-6	4-6-15	September 12, 2020 at Texas	L, 2-5 (7); W, 10-1 (7)
Toronto	1-0-2	1-1-1	2-1-3	July 8, 1995 at Oakland	L, 6-9; W, 6-3
<b>Totals</b>	<b>37-20-53</b>	<b>28-39-60</b>	<b>65-59-113</b>		



**LEFT-HANDED PITCHER**

**Height/Weight:** 6-4 / 217

**Bats/Throws:** Left / Left

**Birthdate:** January 31, 1994

**Opening Day Age:** 27

**Birthplace/Resides:** Anaheim, California / Yorba Linda, Arizona

**Major League Service:** 120 days

**Obtained:** Acquired from Philadelphia for cash considerations, January 30, 2021

**Contract Status:** First year of a one-year contract through 2021

[Updated Stats](#)

**CAREER HIGHLIGHTS**

Made his Major League debut with Philadelphia in 2019 and went 2-2 with a 6.75 ERA in 19 games, including three starts, in two seasons with the Phillies...was used mostly as a starter in the minors where he is 34-15 with a 3.07 ERA in 78 games, including 72 starts...has a .246 opponents batting average and has walked just 95 batters in 452.0 innings, an average of 1.89 per nine innings...was selected as the International League Most Valuable Pitcher and a *Baseball America* Triple-A All-Star in 2018 after going 14-4 with a 2.57 ERA for Lehigh Valley...led the IL in ERA and wins and ranked third in strikeouts (131).

**2020 HIGHLIGHTS**

Had two stints with Philadelphia and was 0-1 with a 17.18 ERA in three relief appearances...opponents went 11-for-21 (.524) but he walked just one and struck out four in 3.2 innings...allowed a .438 (7-for-16) average against right-handed hitters compared to .800 (4-for-5) against left-handers...was 2-0 with a 4.50 ERA in four spring training appearances...was optioned to Lehigh Valley March 26 but was recalled on July 23 and was on the Phillies Opening Day roster...made his 2020 debut on July 26 against Miami and allowed four runs on five hits in an inning of relief and was the losing pitcher in an 11-6 decision...tossed a scoreless inning of relief Aug. 9 against Atlanta but was optioned to Philadelphia's alternate site on Aug. 9...was recalled for a second time Aug. 20, pitched the next day at Atlanta (1.2 ip, 4 h, 3 r, 3 er, 1 bb, 3 so) and was optioned Aug. 22...did not pitch the remainder of the season.

**CAREER**

**2019**—Began the season with Triple-A Lehigh Valley and had his contract selected by Philadelphia on May 12...made his Major League debut that day at Kansas City...allowed five hits and one walk in each of his first two career starts, becoming the first Phillie since the current mound distance was established in 1893 to allow five or fewer hits and one or no walks in each of his first two career games (both starts)...overall, had five different stints with the Phillies...recorded his first career save (and first pro save at any level) on July 19 at Pittsburgh (2.0 ip)...was named Phillies Minor League Pitcher of the Week, Aug. 19-25...walked one batter or fewer in 14 of his 16 big league outings and 12 of 17 in the minors, averaging 1.80 walks per nine innings between the two levels...in his final stint with Philadelphia in September, posted a 0.73 ERA, held opponents to a .190/.244/.214 slash line and averaged only 12.3 pitches per inning.

**2018**—Spent the entire season with Triple-A Lehigh Valley...was selected as the International League Most Valuable Pitcher and an IL Midseason and Postseason All-Star...also earned *Baseball America* Triple-A All-Star honors...led the IL in ERA (2.57), WHIP (1.05) and wins (14), ranked second in innings (161.1), third in strikeouts (131) and tied for fourth in starts (25)...also led all Phillies minor leaguers in innings and wins...named IL Pitcher of the Week, May 7-13 and June 4-10 and Phillies Minor League Co-Pitcher of the Week, May 7-13...struck out 10 batters in 5.0 innings in his first start of the season, April 9 at Scranton/Wilkes-Barre...went 7-2 with a 2.17 ERA in May and June...tossed a shutout on Aug. 1 at Buffalo...went 5-1 with a 1.41 ERA in August...allowed one earned run or fewer in 14 of his 25 starts.

**2017**—Began the season with Single-A Clearwater and was selected as a Florida State League Midseason All-Star...was named the Phillies Minor League Pitcher of the Week, June 19-25...promoted to Double-A Reading June 28 for the remainder of the season...had a professional-high 10 strikeouts, July 20 vs Erie (6.1 ip)...held left-handed hitters to a .148 average with Reading...posted a 3.25 ERA in 12 of his 13 starts with Reading; allowed nine earned runs in 4.0 innings in the other start...pitched at least 6.0 innings in 19 of his combined 24 starts.

**2016**—Began his professional career with Single-A Williamsport...allowed two earned runs or fewer in all seven starts and did not allow a run in each of his three relief appearances...participated in Florida Instructional League.

## PERSONAL/MISCELLANEOUS

Cole R. Irvin was originally signed by Phillies scout Hilton Richardson...graduated from Servite (CA) High School in 2012...graduated from the University of Oregon in 2016...honored as a 2013 First-Team Freshman All-American by Louisville Slugger, *Baseball America* and Perfect Game...underwent "Tommy John" surgery prior to his sophomore 2014 season...named First-Team All-Pac-12 following his senior season in 2016...his grandfather, Roy Irvin, played basketball at the University of Southern California from 1952-54.

## LIFETIME PITCHING RECORD

Year	Club	W	L	ERA	G	GS	CG	SHO	SV	IP	H	R	ER	HR	HB	BB	IBB	SO	WP	BK
2016	Williamsport	5	1	1.97	10	7	0	0	0	45.2	36	16	10	2	2	8	0	37	3	0
2017	Clearwater	4	6	2.55	12	11	0	0	0	67.0	68	26	19	2	2	14	0	52	4	0
	Reading	5	3	4.06	13	13	0	0	0	84.1	72	41	38	12	5	24	0	66	1	0
2018	Lehigh Valley	14	4	2.57	26	25	1	1	0	161.1	135	51	46	11	3	35	1	131	4	0
2019	Lehigh Valley	6	1	3.94	17	16	0	0	0	93.2	113	46	41	13	2	14	1	65	2	0
	PHILADELPHIA	2	1	5.83	16	3	0	0	1	41.2	45	28	27	7	3	13	1	31	1	0
2020	PHILADELPHIA	0	1	17.18	3	0	0	0	0	3.2	11	7	7	1	0	1	0	4	0	0
<b>Major League Totals</b>		<b>2</b>	<b>2</b>	<b>6.75</b>	<b>19</b>	<b>3</b>	<b>0</b>	<b>0</b>	<b>1</b>	<b>45.1</b>	<b>56</b>	<b>35</b>	<b>34</b>	<b>8</b>	<b>3</b>	<b>14</b>	<b>1</b>	<b>35</b>	<b>1</b>	<b>0</b>
<b>Minor League Totals</b>		<b>34</b>	<b>15</b>	<b>3.07</b>	<b>78</b>	<b>72</b>	<b>1</b>	<b>1</b>	<b>0</b>	<b>452.0</b>	<b>424</b>	<b>180</b>	<b>154</b>	<b>40</b>	<b>14</b>	<b>95</b>	<b>2</b>	<b>351</b>	<b>14</b>	<b>0</b>

## CAREER TRANSACTIONS

**2012** — Selected by the Toronto Blue Jays organization in the 29th round of the First-Year Player Draft, did not sign. **2015** — Selected by the Pittsburgh Pirates organization in the 32nd round of the First-Year Player Draft, did not sign. **2016** — Selected by the Philadelphia Phillies organization in the 5th round of the First-Year Player Draft. **2021** — Traded to the Oakland Athletics for cash considerations, January 30.

## IRVIN'S CAREER BESTS

**Low Hit Complete Game:** None

**Innings Pitched:** 7.0, May 12, 2019 at Kansas City. As reliever: 3.2 (twice), June 16, 2019 at Atlanta

**Strikeouts:** 6, May 22 at Chicago (NL). As reliever: 5, June 1, 2019 at Los Angeles (NL)

**Pitches:** 93, May 12, 2019 at Kansas City. As reliever: 71, June 16, 2019 at Atlanta

**Longest Winning Streak:** 2, May 12 to 17, 2019

**Longest Losing Streak:** 2, May 22, 2019 to present

**Longest Scoreless Streak:** 8.1, July 26 to September 15, 2019

**RIGHT-HANDED PITCHER****Height/Weight:** 6-0 / 182**Bats/Throws:** Left / Right**Birthdate:** August 2, 1995**Opening Day Age:** 25**Birthplace/Resides:** Merced, California / Phoenix, Arizona**Major League Service:** 3 days**Obtained:** Selected in Competitive Balance Round A of the 2016 First-Year Player Draft.**Contract Status:** First year of a one-year contract through 2021 [Updated Stats](#)**CAREER HIGHLIGHTS**

Made his Major League debut in 2020 with one start...was a Competitive Balance Round A selection of the A's in the 2016 First-Year Player Draft (37th selection overall) but pitched in just eight games over his first three seasons due to April 26, 2017 "Tommy John" surgery...made 26 appearances in 2019 and is now 2-2 with a 3.17 ERA in 34 career minor league appearances, including 22 starts...in 99.1 innings, he has struck out 121 (10.96 per nine innings) and walked just 12 (1.09 per nine innings)...was rated as the A's number four prospect by *Baseball America* following the 2019 season and number three following the 2020 season.

**2020 HIGHLIGHTS**

Made his Major League debut after being added as the 29th man for the Sept. 12 doubleheader at Texas...started the first game and was the losing pitcher in the A's 5-2 loss...allowed five runs on five hits and two walks in 2.0 innings...fanned Nick Solak in the first inning for his first ML strikeout...allowed five runs in the first inning on a three-run home run by Odor and a two-run home run by Guzman...then retired three of four batters in the second...was on the A's Taxi Squad for each of the final two road trips of the regular season and the postseason...made one Spring Training appearance (0.2 ip, 3 h, 3 r, 3 er, 1 bb) before he was optioned to Triple-A Las Vegas March 6...was added to the A's 60-man player pool June 29...was rated as the A's number three prospect by *Baseball America* following the season.

**CAREER**

**2019**—Combined for a 2-2 record and a 3.42 ERA in 26 games, including 15 starts, with Single-A Stockton and Double-A Midland in his first full season following 2017 "Tommy John" surgery...struck out 93 batters in 79.0 innings, an average of 10.59 per nine innings...walked just 11 (1.25 per nine innings) for a strikeout-to-walk ratio of 10.3...was named the A's Organizational Pitcher of the Year...saw limited duty when he pitched, as he tossed exactly 3.0 innings in 24 of his 26 appearances...logged 3.1 innings and 3.2 innings in his other two outings...averaged 45.2 pitches per game...began the year with the Ports and was 1-0 with a 2.40 ERA in five games, three starts, when he was promoted to the RockHounds April 29...went 1-2 with a 3.66 ERA in 21 games, 12 starts, in his Double-A debut...combined with both clubs for a .242 opponents batting average, including .213 against left-handed hitters compared to .268 against right-handers...surrendered five of his eight home runs and issued seven of his nine walks to lefties...issued just one walk to batters leading off an inning...compiled a 2.48 ERA in 19 games at night compared to a 6.00 ERA in seven day games...was 0-1 with a 2.36 ERA in his 15 starting assignments compared to 2-1 with a 4.86 ERA in 11 relief appearances...walked one batter or fewer in 25 of his 26 appearances...was rated as the A's number four prospect by *Baseball America* following the season...was credited with the first win of his professional career on Opening Day when he tossed 3.0 scoreless innings of relief on April 4 against Rancho Cucamonga...pitched 3.0 scoreless innings in each of his final two appearances with Stockton on April 19 against Modesto and April 25 at Visalia...was promoted to Midland on April 29 and did not walk a batter in his first eight games (24.2 ip)...had a five-game stretch from May 17 to June 7 where he allowed just three runs, two earned, in 15.2 innings (1.15 ERA)...tossed a season-high 3.2 innings June 7 against Frisco...also struck out a career-high six batters, his first of four six-strikeout games in 2019...logged a season-high 66 pitches in 3.0 innings June 18 against Springfield...tossed 3.0 scoreless innings in back-to-back

outings on July 19 at Tulsa and July 25 against Arkansas to begin a season-ending stretch where he posted a 2.50 ERA over his final six appearances...walked two batters July 25 against Arkansas, his first career outing with more than one walk...allowed two runs in 3.0 innings of relief Aug. 15 at Amarillo for his second win...went on the injured list the next day with a right pectoral muscle strain and missed the remainder of the season.

**2018**—Began his comeback from April 26, 2017 UCL reconstruction surgery on June 19 with the A's affiliate in the Arizona Rookie League...tossed 2.0 scoreless innings against the Giants-Black squad that day, allowing one hit and striking out five...returned to the disabled list July 1 to continue his rehab and missed the remainder of the season.

**2017**—Was limited to just two starts at Single-A Stockton before undergoing "Tommy John" surgery...tossed a career-high 4.0 scoreless innings in his first start on April 9 against Rancho Cucamonga...then allowed a career-high six runs in 3.0 innings April 13 at San Jose...was 0-0 with a 2.57 ERA in two starts when he was placed on the disabled list April 15 with a strained right forearm...underwent UCL reconstruction surgery on April 26 at the BASS surgical center in Walnut Creek...the surgery was performed by Dr. William Workman.

**2016**—Made his professional debut with the A's affiliate in the Arizona Rookie League and had no decisions and a 2.38 ERA in five starts...struck out 17, walked just two and did not surrender a home run in 11.1 innings...allowed a .262 opponents batting average, including .167 against left-handed hitters and .182 with runners in scoring position...tossed 3.0 innings or fewer in each of his five starts...made his debut Aug. 8 against the Cubs (2.0 ip, 4 h, 1 r, 1 er, 3 so).

## PERSONAL/MISCELLANEOUS

Daulton Compton Jefferies was originally signed by A's scout Jermaine Clark...graduated from Buhach Colony (Atwater, CA) HS in 2013...attended the University of California where he finished 15-13 with a 2.72 ERA in 37 games, 36 starts, in three seasons with the Bears...went 7-0 with a 1.08 ERA as a junior in 2016 but made just eight starts due to calf and shoulder injuries...was First Team All-Pac 12 as a sophomore.

## LIFETIME PITCHING RECORD

Year	Club	W	L	ERA	G	GS	CG	SHO	SV	IP	H	R	ER	HR	HB	BB	IBB	SO	WP	BK
2016	AZL A's	0	0	2.38	5	5	0	0	0	11.1	11	3	3	0	0	2	0	17	0	0
2017	Stockton	0	0	2.57	2	1	0	0	0	7.0	7	6	2	0	0	1	0	6	0	0
2018	AZL A's	0	0	0.00	1	1	0	0	0	2.0	1	0	0	0	0	0	0	5	0	0
2019	Stockton	1	0	2.40	5	3	0	0	0	15.0	10	4	4	1	0	2	0	21	0	0
	Midland	1	2	3.66	21	12	0	0	0	64.0	63	30	26	7	5	7	0	72	7	0
2020	OAKLAND	0	1	22.50	1	1	0	0	0	2.0	5	5	5	2	0	2	0	1	0	0
<b>Major League Totals</b>		<b>0</b>	<b>1</b>	<b>22.50</b>	<b>1</b>	<b>1</b>	<b>0</b>	<b>0</b>	<b>0</b>	<b>2.0</b>	<b>5</b>	<b>5</b>	<b>5</b>	<b>2</b>	<b>0</b>	<b>2</b>	<b>0</b>	<b>1</b>	<b>0</b>	<b>0</b>
<b>Minor League Totals</b>		<b>2</b>	<b>2</b>	<b>3.17</b>	<b>34</b>	<b>22</b>	<b>0</b>	<b>0</b>	<b>0</b>	<b>99.1</b>	<b>92</b>	<b>43</b>	<b>35</b>	<b>8</b>	<b>5</b>	<b>12</b>	<b>0</b>	<b>121</b>	<b>7</b>	<b>0</b>

## CAREER TRANSACTIONS

**2013** — Selected by the Miami Marlins organization in the 39th round of the First-Year Player Draft, did not sign. **2016** — Selected by the Oakland Athletics organization in Competitive Balance Round A (37th selection overall) of the First-Year Player Draft.

## JEFFERIES' CAREER BESTS

**Low Hit Complete Game:** None  
**Innings Pitched:** 2.0, September 12, 2020 at Texas (G#1)  
**Strikeouts:** 1, September 12, 2020 at Texas (G#1)  
**Pitches:** 53, September 12, 2020 at Texas (G#1)  
**Longest Winning Streak:** None  
**Longest Losing Streak:** 1, September 12, 2020 to present  
**Longest Scoreless Streak:** 1.0, September 12, 2020 to present

**RIGHT-HANDED PITCHER****Height/Weight:** 6-1 / 182**Bats/Throws:** Right / Right**Birthdate:** December 23, 1993**Opening Day Age:** 27**Birthplace/Resides:** San Cristobal, Dominican Republic / San Cristobal, Dominican Republic**Major League Service:** 31 days**Obtained:** Selected from Toronto in the second round of the Rule 5 draft, December 10, 2020**Contract Status:** First year of a one-year contract through 2021 [Updated Stats](#)**CAREER HIGHLIGHTS**

Was selected in the Rule 5 draft in back-to-back seasons...was drafted by the A's following the 2020 season after the Giants selected him in 2019...made his Major League debut with San Francisco in 2020 and logged a 6.75 ERA in two relief appearances...is 19-10 with 24 saves and a 3.43 ERA in 104 games, including 11 starts, in five minor league seasons, all with Toronto...has 257 strikeouts in 197.0 innings (11.74 per nine innings)...had 11 starts and 10 relief appearances over his first three professional seasons from 2015-17 but has pitched exclusively in relief since then.

**2020 HIGHLIGHTS**

Made his Major League debut with San Francisco after the Giants selected him in the 2019 Rule 5 Draft from the Blue Jays organization...posted a 6.75 ERA and .200 opponents batting average in two relief appearances before he was designated for assignment July 30...was returned to Toronto Aug. 2 and did not pitch the remainder of the season...made his debut on Opening Day at Los Angeles (NL) on July 23 (0.1 ip, 1 h, 1 r, 1 er, 3 bb, 1 so)...entered the game in the seventh inning with a runner on second, two outs and the Giants trailing 4-1...allowed the inherited runner to score plus one of his own...struck out Mookie Betts to end the inning for his first strikeout...prior to that, had never pitched above Double-A...also pitched on July 28 against San Diego and retired the side in order in the ninth inning...played for Licey in the Dominican Winter League following the season and was 1-1 with a 3.00 ERA and .182 opponents batting average in 10 relief appearances...struck out 15 in 9.0 innings but walked six.

**CAREER**

**2019**— Split his season between High-A Dunedin and Double-A New Hampshire and combined for a 7-3 record, 10 saves and a career-low 2.59 ERA in 45 relief appearances...struck out a career-high 93 batters in 59.0 innings, an average of 14.19 per nine innings...walked 21 for a strikeout-to-walk ratio of 4.43...also had career highs in wins, games pitched and wild pitches (10)...ranked third in the Toronto farm system in saves and fifth in games pitched...was 5-1 with four saves and a 3.55 ERA in 20 relief appearances with Dunedin when he was promoted to New Hampshire June 14...went 2-2 with six saves and a 1.87 ERA in 25 outings with the Fisher Cats...combined for a .208 opponents batting average with both clubs...that broke down to .183 with four of his six home runs allowed against left-handed hitters compared to .234 against right-handers...five of his six home runs were solo shots...opponents hit .153 with runners in scoring position...had a 3.50 ERA before the All-Star Break, a 1.17 ERA after the break...compiled a 1.96 ERA on the road, a 3.16 ERA at home...tossed at least one inning in 44 of his 45 appearances, including two or more 10 times...struck out a season-high five batters in 2.0 innings May 3 against St. Lucie...fanned 22 batters and walked just one in nine games and 11.2 innings in May...did not allow an earned run over his final nine outings with Dunedin (11.2 ip, 4 h, 1 r, 3 bb, 23 so)...combined for a 1.46 ERA in eight outings in June...did not allow a run over his final 13 games and 14.1 innings...opponents went 6-for-49 (.122) over that span...pitched for Licey in the Dominican Winter League following the season and logged a 9.00 ERA in three relief appearances.

**2018**— Spent the entire season at Single-A Lansing and was 6-2 with a career-high 13 saves and a 3.84 ERA in 38 relief appearances...also had career highs in innings pitched (63.1), hits (58), runs (30), earned runs (27), walks (24) and home runs (10)...struck out 80, an average of 11.37

per nine innings...finished second in the Toronto farm system and fifth in the Midwest League in saves...was named to the ML Midseason All-Star team...had a .237 opponents batting average, which broke down to .200 against left-handed hitters compared to .256 against right-handers...yielded a .197 average with runners in scoring position...tossed at least one inning in 36 of his 38 appearances, including two or more 18 times...logged a season-high 3.0 innings six times...allowed 10 of his 30 runs in the first two games of the season...had a 2.69 ERA over his final 36 games beginning April 17...posted a 1.59 ERA and .179 opponents batting average in eight relief appearances in May...pitched for the East team in the ML All-Star Game on June 19 (0.1 ip, 1 so)...struck out a season-high seven batters in 3.0 scoreless innings on July 27 at South Bend...did not allow a run over five outings from Aug. 12 to 27 (10.0 ip)...logged a 0.69 ERA, a .186 opponents average and five saves in seven games in August...was placed on the disabled list Sept. 5 with right elbow capsulitis and missed the remainder of the season...made one appearance for Lacey in the Dominican Winter League postseason (1.0 ip).

**2017**—Began the season in extended spring training but joined Short Season Vancouver when its season started in June...spent most of the season with the Canadians where he went 2-3 with a 6.30 ERA in six games, including three starts...also had a one-game stint with the Blue Jays affiliate in the Gulf Coast League on Aug. 21 (1.0 ip, 1 h, 2 r, 1 er, 1 so)...combined for a 5.49 ERA overall...struck out 24 and walked just four in 19.2 innings...allowed a .184 opponents batting average, which broke down to .115 against left-handed hitters compared to .220 against right-handers...opponents were 1-for-19 (.053) with two walks (.143 on-base percentage) when leading off an inning...struck out a career-high nine batters June 25 against Spokane...did not allow a run in one postseason appearance (0.2 ip, 1 h, 1 so).

**2016**—Made two starts with the Blue Jays Dominican Summer League team before coming to the United States on June 20...appeared in nine games in the Gulf Coast League and combined with the both clubs for a 3-2 record and a 2.72 ERA in 11 games, including a career-high eight starts...surrendered just one home run in 46.1 innings...allowed a career-low .173 opponents batting average, including .147 against right-handed hitters and .180 with runners on base...tossed a career-high 6.0 scoreless innings and allowed just one hit July 16 against the Tigers.

**2015**—Made his professional debut with the Dominican Summer League Blue Jays and had a 5.19 ERA and .188 opponents batting average in three relief appearances...held left-handers to a .111 average...picked up the save in his professional debut on Aug. 14 against the Diamondbacks (1.0 ip, 1 h, 2 so)...record his first win in his final outing on Aug. 21 at the Reds (4.0 ip, 2 h, 1 r, 1 er, 2 bb, 4 so).

## PERSONAL/MISCELLANEOUS

Dany Jiménez.

### LIFETIME PITCHING RECORD

Year	Club	W	L	ERA	G	GS	CG	SHO	SV	IP	H	R	ER	HR	HB	BB	IBB	SO	WP	BK
2015	DSL Blue Jays	1	0	5.19	3	0	0	0	1	8.2	6	5	5	2	0	4	0	12	0	0
2016	DSL Blue Jays	0	0	0.00	2	2	0	0	0	8.0	3	0	0	0	0	0	0	8	0	1
	GCL Blue Jays	3	2	3.29	9	6	0	0	0	38.1	25	15	14	1	3	18	0	40	3	1
2017	Vancouver	2	3	5.30	6	3	0	0	0	18.2	13	15	11	3	2	4	0	23	1	0
	GCL Blue Jays	0	0	9.00	1	0	0	0	0	1.0	1	2	1	0	1	0	0	1	0	0
2018	Lansing	6	2	3.84	38	0	0	0	13	63.1	58	30	27	10	1	24	2	80	6	1
2019	Dunedin	5	1	3.55	20	0	0	0	4	25.1	23	11	10	2	0	9	1	47	8	0
	New Hampshire	2	2	1.87	25	0	0	0	6	33.2	22	8	7	4	1	12	1	46	2	1
2020	SAN FRANCISCO	0	0	6.75	2	0	0	0	0	1.1	1	1	1	0	0	3	0	1	0	0
<b>Major League Totals</b>		<b>0</b>	<b>0</b>	<b>6.75</b>	<b>2</b>	<b>0</b>	<b>0</b>	<b>0</b>	<b>1.1</b>	<b>1</b>	<b>1</b>	<b>1</b>	<b>0</b>	<b>0</b>	<b>3</b>	<b>0</b>	<b>1</b>	<b>0</b>	<b>0</b>	<b>0</b>
<b>Minor League Totals</b>		<b>19</b>	<b>10</b>	<b>3.43</b>	<b>104</b>	<b>11</b>	<b>0</b>	<b>0</b>	<b>24</b>	<b>197.0</b>	<b>151</b>	<b>86</b>	<b>75</b>	<b>22</b>	<b>8</b>	<b>71</b>	<b>4</b>	<b>257</b>	<b>20</b>	<b>4</b>

### CAREER TRANSACTIONS

**2015** — Signed by the Toronto Blue Jays as a non-drafted free agent, August 6. **2019** — Selected by the San Francisco Giants in the Rule 5 Draft, December 12. **2020** — Returned to Toronto (Rule 5), August 2. Selected by the Oakland A's in the second round of the Rule 5 Draft, December 10.

## JIMENEZ' CAREER BESTS

**Low Hit Complete Game:** None

**Innings Pitched:** 1.0, July 28, 2020 vs. San Diego

**Strikeouts:** 1, July 23, 2020 at Los Angeles (NL)

**Pitches:** 25, July 23, 2020 at Los Angeles (NL)

**Longest Winning Streak:** None

**Longest Losing Streak:** None

**Longest Scoreless Streak:** 1.0, July 28, 2020 to present

## ROOKIE RULE

The Baseball Writers Association of America considers a player a rookie unless during the previous season or seasons he has (a) exceeded 130 at-bats or 50 innings pitched in the major leagues; or (b) accumulated more than 45 days on the active roster of a major league club (excluding military service), during the 26-player limit. The 26-player limit is in effect from Opening Day until August 31. For the 2020 season, players on the active roster in September will have their service time count towards the 45 days.

There are 12 rookies on the A's 40-man roster: Luis Barrera, Skye Bolt, Wandisson Charles, Greg Deichmann, Aramis Garcia, Grant Holmes, Daulton Jefferies, Dany Jimenez, James Kaprielian, A.J. Puk, Miguel Romero and Ka'ai Tom.





**RIGHT-HANDED PITCHER**

**Height/Weight:** 6-3 / 225

**Birthdate:** March 2, 1994

**Birthplace/Resides:** Laguna Hills, California / Venice, California

**Major League Service:** 31 days

**Obtained:** Acquired from the New York Yankees with Dustin Fowler and Jorge Mateo for Sonny Gray and \$1.5 million international bonus slot cash, July 31, 2017

**Contract Status:** First year of a one-year contract through 2021

[@JamesKaprielian](#)

[jameskaprielian](#)

[Updated Stats](#)

**CAREER HIGHLIGHTS**

Made his Major League debut with Oakland in 2020 after pitching in just 27 games over his first five professional seasons due to elbow problems...compiled a 7.36 ERA and .267 opponents batting average in two relief appearances with the A's...is 6-5 with a 2.96 ERA in 27 games, including 22 starts, as a minor leaguer...has 111 strikeouts in 97.1 innings (10.26 per nine innings)...was the New York Yankees first round draft pick in 2015 but pitched in just eight games over his first four years as a professional...missed most of 2016 with an elbow injury and then missed the entire 2017 and 2018 seasons following April 18, 2017 "Tommy John" surgery...was traded to the A's at the 2017 trading deadline in the Sonny Gray deal...pitched for Scottsdale in the Arizona Fall League in 2016...was rated by *Baseball America* as the Yankees No. 4 prospect following the 2015 season and No. 5 following 2016...was the A's No. 8 prospect after the 2017 season and No. 10 following 2020.

**2020 HIGHLIGHTS**

Made his Major League debut and had two relief appearances over five stints with Oakland... compiled a 7.36 ERA and .267 opponents batting average...allowed two home runs in 3.2 innings, walked two and struck out four...was recalled for the first time Aug. 4 but did not pitch before he was optioned back to the A's alternate site on Aug. 6...joined the club a second time Aug. 16 and made his ML debut that day at San Francisco (2.0 ip, 1 h, 1 r, 1 er, 1 bb, 1 so)...relieved Fiers to start the seventh inning with the A's leading 13-2 and allowed a home run to the first batter he faced (Crawford)...walked the next batter (Dubon) before retiring each of the final six batters he faced...struck out Solano to end the seventh inning for his first strikeout...was optioned on Aug. 19...was recalled as the 29th man for doubleheaders on Sept. 8 and Sept. 14 but did not pitch... recalled for his fifth stint on Sept. 24 and made one appearance in the second game of the Sept. 26 doubleheader against Seattle (1.2 ip, 3 h, 2 r, 2 er, 1 bb, 3 so)...inherited a bases loaded situation in the third inning with the A's trailing 4-1 and allowed all three runs to score...was on the Taxi Squad for the postseason...was rated as the A's number 10 prospect by *Baseball America* following the season.

**CAREER**

**2019**—After pitching in just eight games in his first four years as a professional, he completed his comeback from elbow problems that eventually led to 2017 "Tommy John" surgery by going 4-3 with a 3.18 ERA in 19 games, including 16 starts, with Single-A Stockton, Double-A Midland and Triple-A Las Vegas...struck out 75 batters in 68.0 innings, an average of 9.92 per nine innings...walked just 16 (2.12 per nine innings) for a strikeout-to-walk ratio of 4.69...allowed a .231 opponents batting average, which broke down to .196 against left-handed hitters compared to .257 against right-handers...seven of the eight home runs he allowed were solo shots...yielded a .226 average with runners in scoring position...walked just three batters to lead off an inning...tossed five innings or fewer in each of his 19 games...began the season on the injured list with a strained right shoulder and was reinstated May 19...was assigned to Stockton and went 2-2 with a 4.46 ERA in 11 games, including 10 starts, with the Ports...walked one batter or fewer in each appearance...started and won in his A's organization debut on May 19, a 3-2 win over Inland Empire (5.0 ip, 4 h, 2 r, 2 er, 1 bb, 4 so)...the 5.0 innings pitched were a season high...it was his first outing in a regular season game since April 21, 2016 for Tampa against Dunedin and his first out-

ing in any game since a March 16, 2017 Spring Training appearance with New York (AL)...tossed 3.0 scoreless and hitless innings in back-to-back starts on June 8 against San Jose and June 13 at Modesto...yielded a career-high tying four runs June 27 at San Jose...surrendered a career-high three home runs July 7 against Visalia...allowed a career-high tying six hits and struck out a season-high seven in 4.0 innings July 12 at Lancaster...his lone relief appearance with Stockton came in his next outing on July 18 against Lancaster when he struck out seven in 4.0 innings in a game started by a rehabbing Sean Manaea...was transferred to Midland July 23 and was 2-1 with a 1.63 ERA and .186 opponents batting average in seven games, including five starts, with the RockHounds...made his Double-A debut with a start on July 25 against Arkansas and was the losing pitcher in a 2-1 decision (3.0 ip, 5 h, 2 r, 2 er, 3 bb, 3 so)...the three walks were a career high...then allowed one run or fewer in each of his final seven games, going 2-0 with a 1.26 ERA and .184 opponents batting average...yielded one hit in three consecutive appearances from Aug. 10-22 and opponents were 3-for-41 (.073) over that span...did not allow a run in back-to-back starts on Aug. 22 against Northwest Arkansas (5.0 ip, 1 h, 1 bb, 6 so) and Aug. 27 at Northwest Arkansas (4.2 ip, 2 h, 2 bb, 5 so)...the 5.0 innings on the 22nd matched his season high and he logged a season-high 73 pitches on the 27th...was promoted to Las Vegas Aug. 31 and made one regular season start on Sept. 1 against Tacoma, a no decision in an 8-1 Aviators win (4.0 ip, 6 h, 1 r, 1 er, 6 so)...started Game 5 of the Pacific Coast League Semifinals on Sept. 8 against Sacramento and was the losing pitcher in a 7-3 loss (0.2 ip, 5 h, 4 r, 4 er, 2 so, 3 hr).

**2018**—Missed the entire season for the second consecutive year as he continued his comeback from April 18, 2017 “Tommy John” surgery.

**2017**—Was a non-roster invitee with the Yankees and picked up the win in his only Spring Training appearance (2.0 ip, 1 bb, 3 so)...began the regular season on the Tampa disabled list with a strained right elbow...underwent UCL reconstruction surgery April 18 and missed the remainder of the season...was traded to the A’s organization with Dustin Fowler and Jorge Mateo for Sonny Gray and \$1.5 million international bonus slot cash on July 31...was ranked by *Baseball America* as the No. 8 prospect in the Athletics organization following the season.

**2016**—Made three starts with Single-A Tampa, going 2-1 with a 1.50 ERA...recorded a career-high nine strikeouts in both wins: April 11 vs. Bradenton (5.0 ip) and April 21 vs. Dunedin (6.0 ip)...was placed on the disabled list April 22 with an inflamed right elbow and did not pitch the rest of the year...pitched for Scottsdale in the Arizona Fall League and posted a 2-3 record with a 4.33 ERA in seven starts...held AFL batters to a .218 batting average...was ranked by *Baseball America* as the No. 5 prospect in the Yankees organization and as having the organization’s “Best Curveball.”

**2015**—In his professional debut, combined with the GCL Yankees 2 and Short-Season Single-A Staten Island to go 0-1 with a 3.97 ERA in five games (three starts)...made two relief appearances for the GCL Yankees 2 before he was transferred to Staten Island on Aug. 19...went 0-1 with a 2.00 ERA in three starts for Staten Island...also made two postseason starts for the club, posting a 0.73 ERA (12.1 ip, 7 h, 1 er, 2 bb, 10 so)...was ranked by *Baseball America* as the No. 4 prospect in the Yankees organization following the season.

## PERSONAL/MISCELLANEOUS

James Douglas Kaprielian...graduated from Beckham HS (Calif.) in 2012 and was 33-3 with a 0.96 ERA and 250 strikeouts in three seasons...threw two no-hitters as a senior in 2012 en route to being selected to the USA Today and Louisville Slugger All-America First Teams...was also named the Pacific Coast League Athlete of the Year...attended UCLA where he was 17-10 with a 2.06 ERA in 66 games, including 31 starts, over three seasons (2013-15)...finished his career fifth all-time at UCLA in career ERA and sixth in career strikeouts (275)...led the Pac-12 in strikeouts and was an All-Pac-12 First Team selection as both a sophomore and junior (2014-15)...as a junior, earned Collegiate Baseball All-America Second Team and Perfect Game All-America Third Team honors...was a 2013 Louisville Slugger/Collegiate Baseball Freshman All-American.

## LIFETIME PITCHING RECORD

Year	Club	W	L	ERA	G	GS	CG	SHO	SV	IP	H	R	ER	HR	HB	BB	IBB	SO	WP	BK	
2015	GCL Yankees 2	0	0	11.57	2	0	0	0	0	2.1	2	4	3	0	0	2	0	2	1	0	
	Staten Island	0	1	2.00	3	3	0	0	0	9.0	8	2	2	0	0	2	0	12	0	0	
2016	Tampa	2	1	1.50	3	3	0	0	0	18.0	8	6	3	1	0	3	0	22	1	0	
2017		(Injured — did not pitch)																			
2018		(Injured — did not pitch)																			
2019	Stockton	2	2	4.46	11	10	0	0	0	36.1	35	19	18	6	4	8	0	43	0	0	
	Midland	2	1	1.63	7	5	0	0	0	27.2	18	5	5	2	2	8	0	26	1	0	
	Las Vegas	0	0	2.25	1	1	0	0	0	4.0	6	1	1	0	0	0	0	6	0	0	
2020	OAKLAND	0	0	7.36	2	0	0	0	0	3.2	4	3	3	2	0	2	0	4	0	0	
Major League Totals		0	0	7.36	2	0	0	0	0	3.2	4	3	3	2	0	2	0	4	0	0	
Minor League Totals		6	5	2.96	27	22	0	0	0	97.1	77	37	32	9	6	23	0	111	3	0	

## CAREER TRANSACTIONS

**2012** — Selected by the Seattle Mariners organization in the 40th round of the First-Year Player Draft; did not sign. **2015** — Selected by the New York Yankees organization in the 1st round (16th selection overall) of the First-Year Player Draft. **2017** — Traded to the Oakland Athletics with outfielders Dustin Fowler and Jorge Mateo for pitcher Sonny Gray and \$1.5 million international bonus slot cash, July 31.

## KAPRIELIAN'S CAREER BESTS

**Low Hit Complete Game:** None  
**Innings Pitched:** 2.0, August 16, 2020 at San Francisco  
**Strikeouts:** 3, September 26, 2020 vs. Seattle (G#2)  
**Pitches:** 36, September 26, 2020 vs. Seattle (G#2)  
**Longest Winning Streak:** None  
**Longest Losing Streak:** None  
**Longest Scoreless Streak:** 1.0, August 16, 2020

**INFIELDER/OUTFIELDER****Height/Weight:** 5-6 / 160**Bats/Throws:** Left / Right**Birthdate:** October 31, 1991**Opening Day Age:** 29**Birthplace/Resides:** Franklin, Tennessee / Franklin, Tennessee**Major League Service:** 3 years, 98 days**Obtained:** Acquired from the Chicago Cubs for Alfonso Rivas, January 13, 2020**Contract Status:** First year of a one-year contract through 2021[@tonykemp](#) [tonykemp6](#) [Updated Stats](#)**CAREER HIGHLIGHTS**

Was originally selected by Houston in the fifth round of the 2013 draft and spent the first six and one-half seasons of his career in the Astros organization before being dealt to the Cubs at the 2019 trading deadline...was traded to Oakland prior to the 2020 season...is a .235 career hitter with 15 home runs and 74 RBI in 332 games over five seasons in the majors...played primarily outfield over his first three seasons (138 games in the outfield, 12 at second base) but has 86 games at second base and 36 in the outfield over the last two years...was named Fresno's Most Valuable Player and Defensive Player of the Year in 2017 after leading all Triple-A batters in hits (166)...was selected to the 2015 SiriusXM All-Star Futures Game...was a California League Post-season All-Star and a Rawlings Gold Glove Award recipient for being the best defensive second baseman in the minor leagues in 2014...led all of minor league baseball with 121 runs scored that year.

**2020 HIGHLIGHTS**

Was acquired by the A's from the Cubs prior to the season and spent the entire season with Oakland...batted .247 with five doubles and four RBI in 49 games...his 15 walks fueled a career-high .363 on-base percentage...had more walks than strikeouts (14) for the first time in his career and averaged a career-best 8.14 plate appearances per strikeout...made 31 of his 32 starts in games started by a right-handed pitcher...hit .267 (23-for-86) against right-handers and was 0-for-7 with a hit by pitch against left-handers...went 1-for-17 (.059) with runners in scoring position...averaged 23.25 at bats per RBI, which was third highest in the majors among players with 100 or more plate appearances...started 31 games at second base and one in left field...committed just one error in 43 games overall at second base and his .990 fielding percentage was fifth best among Major League second basemen...has just three errors in 98 career games at second base for a .988 fielding percentage...did not make an error in three games in the outfield (all in left field) and now has a 169-game errorless streak as an outfielder dating back to his last error on May 25, 2016 against Baltimore...was 0-for-3 with a walk as a pinch hitter...pinch ran five times...made 13 starts batting ninth and a team-leading 12 in the eight spot...also made five starts hitting second and once each batting first and seventh...did not ground into a double play in 93 at bats and now has a streak of 78 games and 140 at bats since his last GIDP on Aug. 20, 2019 against San Francisco.

**OAKLAND:** Was on the Opening Day roster and started 20 of the A's first 31 games at second base...walked three times in a game for the first time in his career Aug. 7 against Houston...had a career-high tying three hits Aug. 15 at San Francisco (seventh time, last: May 12, 2019 vs. Texas)...was batting .306 with nine walks and a .444 on-base percentage over his first 16 games through Aug. 16...then hit .211 with six walks and a .309 on-base percentage over his final 33 contests...struck out just twice over his final 57 plate appearances beginning Aug. 20...had a RBI double in the second inning Aug. 22 against Los Angeles (AL) for his first RBI of the season...it snapped a career-high tying 19-game streak without an RBI dating back to Sept. 29, 2019 (also Aug. 8-Sept. 10, 2016)...hit safely in four straight games from Aug. 22-25 (4-for-14, .286), which matches the longest hitting streak of his career (sixth time)...equalled his career high with three runs scored Aug. 25 at Texas (also May 12, 2019 vs. Texas)...started in left field in the second game of the Sept.

26 doubleheader against Seattle after making each of his first 31 starts at second base...was on the A's roster for both the ALWCS and ALDS but did not play.

## CAREER

**2019**—Began the season with Houston and was hitting .227 with seven home runs and 17 RBI in 66 games when he was designated for assignment July 26...was traded to Chicago (NL) July 31 and batted .183 with a home run and 12 RBI in 44 games with the Cubs...combined for a .212 average in a career-high 110 games overall...also had career highs in home runs (8), triples (4) and hit by pitches (6) and matched his best in extra base hits (21)...had a career high in strikeouts (47) and a career low in batting average...hit .237 against left-handed pitching, .208 with seven of his eight home runs against right-handers...has hit 14 of his 15 career home runs against righties...connected for six of his eight home runs at Minute Maid Park...had a .168 average in 55 games on the road...batted .275 with four home runs and 14 RBI in 36 day games, .188 with four home runs and 15 RBI in 74 games at night...hit .283 in May but .228 or lower in every other month...had a .169 average when leading off an inning...made 30 starts at second base, nine in left field, nine in center field and three in right field...committed just one error in 43 games overall as a second baseman for a .992 fielding percentage...did not make an error in 33 games in the outfield...was 9-for-31 (.290) with a triple, two home runs, seven RBI, five walks and two hit by pitches as a pinch hitter (.421 on-base percentage, .548 slugging percentage)...made 20 starts batting eighth, 18 in the nine spot, 12 hitting seventh and six batting leadoff...had a pinch hit walk-off home run in the bottom of the 10th inning in Houston's 4-3 win over Cleveland on April 27...it was his first career pinch homer and his first game-ending RBI...that started a 15-game stretch where he went 12-for-33 (.364) with two doubles, two triples and a home run from April 27 to May 22...went 3-for-5 with a triple and three runs scored May 12 against Texas...it was the first time he scored three runs in a game in his career and the three hits matched his career high...had his first of three career-high tying four-game hitting streaks from June 4-7 (5-for-16, .313)...went 0-for-3 on June 8 and then hit safely in his next four games from June 9-14 (5-for-14, .357)...hit his first career home run off a left-handed pitcher July 7 against Los Angeles-AL (José Suarez)...was designated for assignment July 26 and traded to the Chicago Cubs for catcher Martin Maldonado July 31...committed his only error of the season Aug. 4 against Milwaukee, snapping a 38-game errorless streak as a second baseman dating back to Sept. 14, 2016...had eight assists and five putouts Aug. 24 against Washington to become the first Cubs second baseman with that many assists and putouts in a game since Ryne Sandberg on July 24, 1992 at Houston (8 assists, 5 putouts)...connected for his second career pinch home run Sept. 21 against St. Louis...that began a career-high tying four-game hitting streak through Sept. 28...went 4-for-14 (.286) with two doubles, a home run and four RBI during the streak.

**2018**—Put together the most successful season of his Major League career and was a spark for the Astros offense all season...set career highs in at bats (255), hits (67), doubles (15), RBI (30), walks (32), steals (9) and OPS (.743)...posted a .455 on-base percentage in 11 pinch-hit plate appearances, going 2-for-8 with two doubles, two RBI and three walks...had most of his success when batting ninth in the order, as he hit .308 with an .846 OPS in 65 games...led all ML nine-hole hitters in batting average and on-base percentage...his .395 OBP from the nine-spot was the highest mark by a Major League player since Charles Johnson posted a .410 mark in 2000...posted a .336 on-base percentage in two-strike counts, the ninth-best mark in the American League...started 45 games in left field, 27 games in center field and two in right field...began his season at Triple A Fresno...was recalled to Houston on May 16 and remained with the club for the rest of the season...went 2-for-2 with a career-high five RBI on May 22 vs. San Francisco...became the fourth player in Astros history to record at least five RBI out of the ninth-spot in the lineup...drove in the tying run in the 11th inning off Blake Treinen on July 10 vs. Oakland, snapping Treinen's streak of 20 consecutive saves...helped push Houston to a 6-5 walkoff victory...went 3-for-4 with two doubles and two RBI on Aug. 9 vs. Seattle, tying his career-high for hits...became the fifth player in franchise history to record multiple doubles and multiple RBI from the ninth spot in the lineup...was on the Astros postseason rosters for both the ALDS and ALCS, batting .286 with one double, one homer, one RBI and a 1.045 OPS...started Game 3 of the ALDS at Cleveland, his first-career postseason appearance...went 1-for-3 with two walks and two runs scored in a start at designated hitter...prior to his recall to Houston, hit .335 with six doubles, five triples, 19 RBI,

13 steals and an .841 OPS in 38 games at Triple A Fresno...was leading the Pacific Coast League in steals while ranking second in hits (54) prior to his recall to Houston.

**2017**—Spent most of the season at Triple-A Fresno, where he led all of Triple-A baseball in hits (166) and was named Fresno's Most Valuable Player and Defensive Player of the Year....appeared in 17 games with Houston over two stints in the Majors, making eight starts in left field and two in center field...began the season at Triple-A Fresno and was recalled to Houston on April 26...optioned to Fresno on April 30...recalled to Houston on Sept. 2...set career highs for hits (3) on Sept. 27 at Texas in what was his first career start in center field...in 118 games with Triple-A Fresno, hit .329 with 23 doubles, nine triples, 10 homers, 62 RBI, 24 steals and a .375 on-base percentage...led Fresno with 54 multi-hit games...led the Triple-A level in hits and ranked fifth in batting average...his 166 hits and 95 runs both ranked third all-time in Fresno franchise history...posted a 24-game hitting streak from June 22-July 19, which was the longest in all of Triple-A baseball in 2017...posted nine triples, two shy of the Fresno franchise record.

**2016**—Appeared in 59 games and made 28 starts for the Astros in his debut season in the majors...made 24 starts in left field, three as the designated hitter and one at second base, while making appearances in center field and right field...opened the season with Triple-A Fresno...played in 35 games to open the year before he was selected to the Major League roster on May 16...was optioned back to Fresno on June 24 for 35 more games...was recalled to the ML roster on Aug. 7, where he remained through the end of the season...made his ML debut on May 17 at Chicago (AL) as a pinch runner...did not record an at bat, but scored a go-ahead run in the eighth inning...went 2-for-3 with a single, double and walk in his first ML start (left field) on May 18 at Chicago (AL)...recorded a double in his first at-bat...recorded an outfield assist...tripled on May 24 and June 3...became the fifth player in club history to record two triples within his first 13 career games in the Majors...posted a career-high three hits after entering the game in the eighth inning on Aug. 7 vs. Texas as a pinch-hitter...became the third player in Astros history to record three hits after entering a game as a pinch-hitter...was his first game back after being recalled from Triple-A...hit his first career ML homer on Sept. 25...in his first stint with Triple A Fresno (April 7-May 15), was hitting .298 with 21 walks for a .410 on-base percentage in 34 games...owned a .313 batting average in 35 games during his second stint at Triple-A, which spanned from June 28-Aug. 5.

**2015**—Split the season between Triple-A Fresno (71 games) and Double-A Corpus Christi (50 games), batting .308 with three homers, 48 RBI, 35 steals and a .388 on-base percentage in 121 combined games between the two levels...was named to the SiriusXM All-Star Futures Game and was also named a Double-A Texas League Midseason All-Star...played 92 games at second base (88 starts), 27 in center field (24 starts) and five in left field (all starts) between Corpus Christi and Fresno...began the season at Corpus Christi where he hit .358 with 10 doubles, 15 steals and an .876 OPS in 50 games...was tabbed the Corpus Christi May Player of the Month after hitting .326 with 11 steals and a .417 OBP in 23 May games...moved up to Triple-A Fresno on June 11 and remained with the club through the end of the season...hit .273 with 20 steals and a .334 on-base percentage in 71 games with the Grizzlies...prior to the season, was rated by *Baseball America* as the Astros No. 18 prospect.

**2014**—Was named a California League Midseason and Postseason All-Star...played 72 games with Lancaster and 59 with Corpus Christi, batting .316 with 30 doubles, eight triples, eight homers, 58 RBI, 41 steals and an .859 OPS...led all of minor league baseball with 121 runs scored, tied for fifth in hits (167) and ranked 12th in on-base percentage (.411)...was a Rawlings Gold Glove Award recipient for being the best defensive second baseman in the minor leagues...made just seven errors in 524 chances for a .987 fielding percentage...led all Texas League second basemen in fielding (.996), while ranking third among CL second basemen (.980)...named the Lancaster April Player of the Month...was rated by *Baseball America* as having the "Best Strike Zone Discipline" in the California League...was named the CL Player of the Week for the week of April 26-May 1...named the TL Player of the Week for the week of June 30-July 6...also named an MiLB.com Organization All-Star.

**2013**—Kicked off his professional career with a 75-game campaign between Single-A Short Season Tri-City (48 games) and Single-A Quad Cities (27 games)...hit .282 with 17 steals between the two levels...was named Tri-City's July Player of the Month.

## PERSONAL/MISCELLANEOUS

Anthony Allen Kemp was originally signed by Astros scout Nick Venuto...is married, Michelle... was a four-year letter winner in both baseball and football at Centennial HS in Franklin, Tenn. before graduating in 2010...attended Vanderbilt University...was named the SEC Freshman of the Year in 2011 and was a First Team All-SEC selection after batting .329 with a .434 on-base percentage...was named the SEC Player of the Year during his junior season in 2013 after batting .398 with a .976 OPS...ranked second in the country in hits (102) and eighth in batting average.

### LIFETIME PLAYING RECORD

Year	Club	AVG	G	AB	R	H	2B	3B	HR	RBI	SH	SF	HP	BB	SO	SB	CS	OBP	SLG	E
2013	Tri-City	.282	48	177	25	50	7	2	1	13	1	4	1	21	29	17	9	.355	.362	3
	Quad Cities	.255	27	98	21	25	1	1	1	9	1	0	2	19	18	4	2	.387	.316	5
2014	Lancaster	.336	72	295	79	99	19	4	4	37	5	3	8	45	35	28	7	.433	.468	6
	Corpus Christi	.292	59	233	42	68	11	4	4	21	5	2	7	28	32	13	6	.381	.425	1
2015	Corpus Christi	.358	50	193	36	69	10	1	0	19	0	1	1	35	28	15	8	.457	.420	3
	Fresno	.273	71	271	42	74	9	3	3	29	12	2	5	21	37	20	6	.334	.362	0
2016	Fresno	.306	69	255	36	78	9	4	2	24	8	2	2	34	34	10	8	.389	.396	2
	HOUSTON	.217	59	120	15	26	4	3	1	7	1	1	0	14	27	2	1	.296	.325	2
2017	Fresno	.329	118	504	95	166	23	9	10	62	8	2	3	35	43	24	7	.375	.470	10
	HOUSTON	.216	17	37	6	8	1	0	0	4	0	0	1	1	5	1	0	.256	.243	0
2018	Fresno	.335	38	161	33	54	6	5	0	19	1	1	1	19	15	13	2	.407	.435	1
	HOUSTON	.263	97	255	37	67	15	0	6	30	3	1	3	32	44	9	3	.351	.392	0
2019	HOUSTON	.227	66	163	23	37	6	2	7	17	1	2	4	16	29	4	3	.308	.417	0
	CHICAGO (NL)	.183	44	82	8	15	3	2	1	12	0	2	2	7	18	0	1	.258	.305	1
2020	OAKLAND	.247	49	93	15	23	5	0	0	4	1	2	3	15	14	3	1	.363	.301	1
<b>Major League Totals</b>		<b>.235</b>	<b>332</b>	<b>750</b>	<b>104</b>	<b>176</b>	<b>34</b>	<b>7</b>	<b>15</b>	<b>74</b>	<b>6</b>	<b>8</b>	<b>13</b>	<b>85</b>	<b>137</b>	<b>19</b>	<b>9</b>	<b>.320</b>	<b>.359</b>	<b>4</b>

### CAREER TRANSACTIONS

**2013** — Selected by the Houston Astros organization in the 5th round of the First-Year Player Draft. **2019** — Traded to the Chicago Cubs for catcher Martin Maldonado, July 31. **2020** — Traded to the Oakland Athletics for minor league infielder Alfonso Rivas, January 13.

### WILD CARD RECORD

Year	Club/Opp.	AVG.	G	AB	R	H	2B	3B	HR	RBI	SH	SF	HP	BB	SO	SB	CS	OBP	SLG	E
2018	HOU vs. CLE	.333	1	3	2	1	0	0	0	0	0	0	0	2	1	0	0	.600	.333	0
2020	OAK vs. CWS																			

(On roster — did not play)

### DIVISION SERIES RECORD

Year	Club/Opp.	AVG.	G	AB	R	H	2B	3B	HR	RBI	SH	SF	HP	BB	SO	SB	CS	OBP	SLG	E
2018	HOU vs. CLE	.333	1	3	2	1	0	0	0	0	0	0	0	2	1	0	0	.600	.333	0
2020	OAK vs. HOU																			

(On roster — did not play)

### CHAMPIONSHIP SERIES RECORD

Year	Club/Opp.	AVG.	G	AB	R	H	2B	3B	HR	RBI	SH	SF	HP	BB	SO	SB	CS	OBP	SLG	E
2018	HOU vs. BOS	.273	5	11	1	3	1	0	1	1	0	0	0	3	2	0	0	.429	.636	0

### KEMP'S CAREER BESTS

**Hits:** 3 (seven times), last: August 15, 2020 at San Francisco

**Home Runs:** 1 (15 times), September 21, 2019 vs. St. Louis

**Runs Batted In:** 5, May 22, 2018 vs. San Francisco

**Stolen Bases:** 2, July 8, 2018 vs. Chicago (AL)

**Hitting Streak:** 4 (six times), last: August 22 to 25, 2020

**Hitless Streak (At Bats):** 19, September 18 to 29, 2018

**Game Ending RBI:** 1, April 27, 2019 vs. Cleveland (home run)

**Grand Slams:** None

**Pinch-Hit Home Runs:** 2, September 21, 2019 vs. St. Louis (Giovanny Gallegos); April 27, 2019 vs. Cleveland (Adam Cimber)

**Inside-The-Park Home Runs:** None

**Lead Off Home Runs:** None

**LEFT-HANDED PITCHER****Height/Weight:** 6-3 / 215**Bats/Throws:** Left / Left**Birthdate:** January 14, 1989**Opening Day Age:** 32**Birthplace/Resides:** Baltimore Maryland / Odenton, Maryland**Major League Service:** 2 years, 120 days**Obtained:** Acquired from the Los Angeles Dodgers with Cody Thomas for Sheldon Neuse and Gus Varland, February 12, 2021**Contract Status:** First year of a one-year contract through 2021[Updated Stats](#)**CAREER HIGHLIGHTS**

Is 11-3 with four saves and a 3.32 ERA in 143 career relief appearances in four seasons in the majors with Tampa Bay (2017-19) and Los Angeles-NL (2019-20)...was originally selected by New York (NL) in the 11th round of the 2010 First-Year Player Draft and spent time in the Orioles and Braves organizations before making his debut with the Rays in 2017 after 320 games over eight seasons in the minors...was dealt to the Dodgers at the 2019 trading deadline and went 5-0 with a 0.88 ERA in 46 relief appearances with Los Angeles...was named to the Florida State League Postseason All-Star Team in 2012...pitched for Surprise in the Arizona Fall League in 2012.

**2020 HIGHLIGHTS**

Went 3-0 with a 0.95 ERA in 20 relief appearances over three stints with the World Champion Los Angeles Dodgers...his ERA was second lowest among relievers in the West divisions to the A's Jake Diekman (0.42)...tied for fifth among West relievers in wins...held the opposition to a .164 batting average and issued just four walks for a .208 on-base percentage...yielded just two extra bases (one double, one home run) for a .224 slugging percentage...had a .432 opponents OPS...his opponents' batting average broke down to .077 (3-for-39) against left-handed hitters compared to .286 (8-for-28) against right-handers...surrendered his only home run and issued three of his four walks to righties for a .737 OPS...had a .203 OPS against lefties...his career splits are .176 with a .465 OPS against left-handed hitters, .297 with a .835 OPS against right-handers...allowed a .190 average with runners in scoring position...first batters faced were 2-for-19 (.105) with a walk for a .150 on-base percentage...the on-base percentage was fifth lowest among relievers in the West...allowed 4-of-14 (28.6%) inherited runners to score...did not allow a run in 11 games (12.0 innings) at home, seven interleague appearances (6.0 ip) and three outings (2.2 ip) during the day...now has a 14.2-inning scoreless streak at home dating back to Sept. 3, 2019...did not allow a run in 18 of his 20 appearances...tossed at least one inning 10 times...was on the Opening Day roster for Los Angeles (NL) and was the winning pitcher in the Dodgers 8-1 victory over San Francisco that day...struck out a season-high two in 1.2 scoreless innings of relief...had four scoreless outings in July (3.1 ip, 2 h, 0 bb, 3 so) before he was optioned to the Dodgers alternate site on Aug. 5...recalled for his second stint on Aug. 10, tossed a season-high 2.0 scoreless innings the next day against San Diego and was sent back to the alternate camp following the game...brought back for good on Aug. 17 and posted a 1.32 ERA over his final 15 appearances...did not allow a run in six games (7.1 ip) in August and now has a 0.33 ERA (1 er in 27.2 ip) in 28 career appearances in the month...allowed his first run of the season Sept. 8 at Arizona, snapping his career-high scoreless streak at 14.2 innings dating back to Sept. 12, 2019...it ended a season-opening 12-game, 12.1-inning scoreless streak...was credited with his third win of the season Sept. 16 at San Diego, despite issuing two of his four walks on the season in that game...it extended his career-best winning streak to six games...allowed his only home run of the year the next day at Colorado...earned his only save of the season and the fourth of his career in his final regular season appearance on Sept. 26 against Los Angeles (0.2 ip, 1 h)...then made four postseason appearances, allowing five runs on nine hits and three walks in 3.1 innings (13.50 ERA)...had one outing in the NLDS against San Diego (Game 3), two in the NLCS against Atlanta (Games 2 and 3) and his lone scoreless outing in Game 4 of the World Series against Tampa Bay (0.2 ip, 1 bb, 1 so)...was on the roster for the NLWCS but did not pitch.



## CAREER

**2019**—Went 6-3 with a save, 17 holds and a 3.27 ERA in 80 games with the Rays and the Dodgers...allowed only one earned run in 11.2 innings with Los Angeles after being acquired from Tampa Bay on July 31...as a member of the Dodgers, he posted a 2-0 record with a 0.77 ERA while holding batters to a .209 average...allowed only 19.6% of inherited runners to score (9-of-46), the seventh best percentage among relievers in the Major Leagues...ranked third among big league relievers in ground ball percentage (66.9)...made a career-high 17 appearances from Aug. 4-Sept. 8 in which he did not allow an earned run...posted a 2-0 record with six strikeouts during that time...saw his first career postseason action, tossing 1.0 scoreless inning of relief across three games during the NLDS against Washington...faced Juan Soto in each of his three appearances, striking out the Dominican slugger on two occasions.

**2018**—Made 31 appearances over two stints with the Rays...was on the active roster from July 6-23 and Aug. 3 through the end of the season...posted a 1.93 ERA over his last 26 appearances, spanning two stints from July 22 through season's end...logged a 12.79 ERA in his first five games...recorded a 3.38 ERA in 16 games at home and a 4.60 ERA in 15 appearances on the road...on Aug. 16 at New York (AL), he inherited the bases loaded with no outs in the ninth inning and retired all three batters faced for his first career save...according to Stats LLC, became the first pitcher in club history to enter with no outs in the ninth inning or later and the bases loaded, strand all three inherited runners, and record the save...he was the first pitcher to do that in the majors since the Cardinals Jason Motte on May 9, 2012 at Arizona and the first pitcher to do that for his first career save since the Yankees Todd Erdos on April 17, 2000 at Texas...on Sept. 1 at Cleveland, induced a game-ending groundout on his only pitch thrown for the save...it was the sixth time in Rays' franchise history a pitcher threw one pitch and recorded the save, but the first time it happened on the road.

**2017**—Made 12 appearances over two stints with the Rays: June 28-July 27 and Sept. 1-3...made his Major League debut on June 29 at Pittsburgh after 320 appearances across eight minor league seasons...his first career pitch was a seventh-inning called strike and led to an inning-ending caught stealing at third base...was credited with his first career win July 18 at Oakland, recording the final out of the eighth inning before the Rays took the lead...was outrighted off the 40-man roster following the season and re-signed to a minor league contract on Nov. 6...was a non-roster invitee to Spring Training with Atlanta...was released on March 24 and signed with the Rays three days later.

**2016**—Split his first season in the Rays organization between Double-A Montgomery and Triple-A Durham, going 3-4 with a 3.13 ERA...limited lefties to a .143 average

**2015**—Spent the entire season with Double-A Binghamton...tied for fourth in the Eastern League with 51 appearances...pitched for the Gigantes de Carolina in the Puerto Rican League for a second consecutive year...signed a minor league contract with the Orioles on Oct. 23 but was selected by the Rays in the Triple-A phase of the Rule 5 Draft.

**2014**—In 48 games with Double-A Binghamton, he posted a 1-2 record with a 6.07 ERA and a 1.74 WHIP.

**2013**—Was promoted to Triple-A Las Vegas, allowing five earned runs in 4.0 innings across two games with the 51s...spent the majority of the season with Double-A Binghamton, going 3-3 with a 1.71 ERA in 44 games, limiting opponents to a .204 average while posting a 1.10 WHIP.

**2012**—Combined to go 3-3 with a 2.70 ERA and 19 saves between Single-A St. Lucie and Double-A Binghamton...tied for second among Mets minor leaguers in saves...earned Florida State League Midseason and Postseason All-Star honors and his 18 saves in the FSL ranked fifth in the league...named to the Mets Organizational All-Star Team by MiLB.com...pitched to a 2.92 ERA in nine appearances with the Surprise Saguaros in the Arizona Fall League.

**2011**—Was unbeaten (7-0) in 21 appearances, including one start with Single-A Savannah...made five appearances spanning 7.1 innings with St. Lucie to start the season...combined for a 2.85 ERA.

**2010**—Combined for a 2-1 record and a 3.13 ERA in 22 relief appearances in his first professional season with Rookie Kingsport and Short Season Single-A Brooklyn.

## PERSONAL/MISCELLANEOUS

Adam John Kolarek...is married, Melani...attended the University of Maryland...his father, Frank, was a catcher in the A's organization from 1976-79, reaching the Triple-A level in his last season.

### LIFETIME PITCHING RECORD

Year	Club	W	L	ERA	G	GS	CG	SHO	SV	IP	H	R	ER	HR	HB	BB	IBB	SO	WP	BK
2010	Brooklyn Kingsport	2	1	2.89	17	0	0	0	1	28.0	16	11	9	3	1	14	0	30	2	0
	Savannah	0	0	3.86	5	0	0	0	0	9.1	3	4	4	1	1	3	0	15	0	0
2011	St. Lucie	7	0	2.22	21	1	0	0	5	52.2	41	16	13	1	6	19	1	55	2	0
	St. Lucie	0	1	7.36	5	0	0	0	0	7.1	13	6	6	0	0	4	0	3	0	0
2012	Binghamton	2	0	5.68	6	0	0	0	1	6.1	10	4	4	2	0	4	1	8	1	0
	St. Lucie	1	3	2.37	44	0	0	0	18	57.0	49	18	15	3	2	21	3	70	6	0
2013	Binghamton	3	3	1.71	44	0	0	0	1	63.0	47	15	12	3	2	22	1	63	3	0
	Las Vegas	0	0	11.25	2	0	0	0	0	4.0	5	5	5	0	2	3	0	1	0	0
2014	Binghamton	1	2	6.07	48	0	0	0	2	56.1	77	45	38	2	6	21	1	43	2	0
2015	Binghamton	2	4	4.43	51	1	0	0	1	67.0	59	35	33	4	3	28	1	61	5	0
2016	Montgomery Durham	3	2	3.32	13	0	0	0	0	19.0	14	13	7	0	2	12	0	17	2	0
	Durham	0	2	3.05	34	0	0	0	2	41.1	28	15	14	1	4	23	0	46	2	0
2017	TAMPA BAY	1	0	6.48	12	0	0	0	0	8.1	9	6	6	2	4	4	2	4	1	0
	Durham	3	4	1.65	41	0	0	0	2	43.2	37	9	8	0	3	16	1	46	3	0
2018	TAMPA BAY	1	0	3.93	31	0	0	0	2	34.1	38	15	15	0	1	5	1	19	0	0
	Durham	5	1	1.61	31	1	0	0	4	44.2	35	8	8	1	2	12	1	52	1	0
2019	TAMPA BAY	4	3	3.95	54	0	0	0	1	43.1	39	19	19	6	3	14	4	36	1	0
	LOS ANGELES (NL)	2	0	0.77	26	0	0	0	0	11.2	9	3	1	1	0	2	0	9	0	0
2020	LOS ANGELES (NL)	3	0	0.95	20	0	0	0	1	19.0	11	2	2	1	0	4	0	13	2	0
<b>Major League Totals</b>		<b>11</b>	<b>3</b>	<b>3.32</b>	<b>143</b>	<b>0</b>	<b>0</b>	<b>0</b>	<b>4</b>	<b>116.2</b>	<b>106</b>	<b>45</b>	<b>43</b>	<b>10</b>	<b>8</b>	<b>29</b>	<b>7</b>	<b>81</b>	<b>4</b>	<b>0</b>
<b>Minor League Totals</b>		<b>29</b>	<b>23</b>	<b>3.17</b>	<b>362</b>	<b>3</b>	<b>0</b>	<b>0</b>	<b>37</b>	<b>499.2</b>	<b>434</b>	<b>204</b>	<b>176</b>	<b>21</b>	<b>35</b>	<b>202</b>	<b>10</b>	<b>510</b>	<b>29</b>	<b>0</b>

### CAREER TRANSACTIONS

**2010** — Selected by the New York Mets organization in the 11th round of the First-Year Player Draft. **2015** — Released, October 5; signed by the Baltimore Orioles to a minor league contract, October 23. Selected by the Tampa Bay Rays in the Triple-A portion of the Rule 5 draft, December 10. **2016** — Elected free agency, November 7; signed by the Atlanta Braves to a minor league contract, November 17. **2017** — Released, March 24; signed by the Tampa Bay Rays to a minor league contract, March 27. **2019** — Traded to the Los Angeles Dodgers for minor league outfielder Niko Hulsizer, July 31. **2021** — Traded to the Oakland Athletics with minor league outfielder Cody Thomas for infielder Sheldon Neuse and minor league pitcher Gus Varland, February 12.

### WILD CARD SERIES RECORD

Year	Club/Opp.	W	L	ERA	G	GS	CG	SHO	SV	IP	H	R	ER	HR	HB	BB	IBB	SO	WP	BK
2020	LAD vs. MIL																			

(Did not pitch)

### DIVISION SERIES RECORD

Year	Club/Opp.	W	L	ERA	G	GS	CG	SHO	SV	IP	H	R	ER	HR	HB	BB	IBB	SO	WP	BK
2019	LAD vs. WAS	0	0	0.00	3	0	0	0	0	1.0	0	0	0	0	0	0	0	2	0	0
2020	LAD vs. SD	0	0	27.00	1	0	0	0	0	0.2	3	2	2	0	0	2	1	0	0	0
<b>Totals</b>		<b>0</b>	<b>0</b>	<b>10.80</b>	<b>4</b>	<b>0</b>	<b>0</b>	<b>0</b>	<b>0</b>	<b>1.2</b>	<b>3</b>	<b>2</b>	<b>2</b>	<b>0</b>	<b>0</b>	<b>2</b>	<b>1</b>	<b>2</b>	<b>0</b>	<b>0</b>

### LEAGUE CHAMPIONSHIP SERIES RECORD

Year	Club/Opp.	W	L	ERA	G	GS	CG	SHO	SV	IP	H	R	ER	HR	HB	BB	IBB	SO	WP	BK
2020	LAD vs. ATL	0	0	13.50	2	0	0	0	0	2.0	6	3	3	1	0	0	0	2	0	0

### WORLD SERIES RECORD

Year	Club/Opp.	W	L	ERA	G	GS	CG	SHO	SV	IP	H	R	ER	HR	HB	BB	IBB	SO	WP	BK
2020	LAD vs. TB	0	0	0.00	1	0	0	0	0	0.2	0	0	0	0	0	1	0	1	0	0

## KOLAREK'S CAREER BESTS

**Low Hit Complete Game:** None

**Innings Pitched:** 3.0, June 27, 2019 at Minnesota

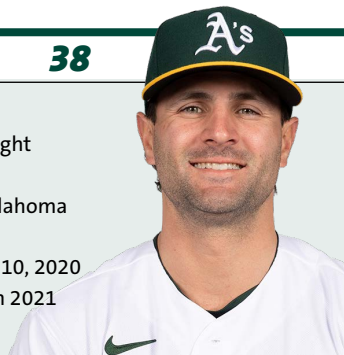
**Strikeouts:** 3 (three times), last: July 2, 2019 vs. Baltimore

**Pitches:** 40, July 10, 2018 vs. Detroit

**Longest Winning Streak:** 6, July 30, 2019 to present

**Longest Losing Streak:** 2, May 8 to June 12, 2019

**Longest Scoreless Streak:** 14.2, September 12, 2019 to September 6, 2020

**INFIELDER****Height/Weight:** 6-0 / 190**Bats/Throws:** Right / Right**Birthdate:** April 11, 1988**Opening Day Age:** 32**Birthplace/Resides:** Tulsa, Oklahoma / Broken Arrow, Oklahoma**Major League Service:** 3 years, 94 days**Obtained:** Signed to a minor league contract, November 10, 2020**Contract Status:** First year of a one-year contract through 2021[Updated Stats](#)**NON-ROSTER INVITEE****CAREER HIGHLIGHTS**

Has played in 341 games in seven seasons in the majors with St. Louis (2011-15), New York-AL (2017), Texas (2017) and Detroit (2018) and is a .215 career hitter with five home runs and 62 RBI...has played in 235 games at shortstop, 43 at second base, 34 at third base, five at first base and two in left field...played in 29 postseason games for St. Louis from 2012-14 and hit .171 with a home run and nine RBI...is a .234 hitter with 58 home runs and 444 RBI in 1100 games in 11 seasons in the minors...played every position except catcher and center field with his most playing time coming at shortstop (802 games)...played in the Australian Baseball League in 2018 and 2019...played for Surprise in the Arizona Fall League in 2010.

**2020 HIGHLIGHTS**

Was a non-roster invitee with Atlanta during Spring Training and hit .167 in 14 games...was added to the Braves 60-man player pool on June 29 but did not play in 2020.

**CAREER**

**2019**—Spent the entire season with Triple-A Toledo and hit .263 with seven home runs, 51 RBI and 44 runs scored in 88 games...in 40 games after the All-Star Break, hit .293 with five home runs and 18 RBI...had a .977 OPS against left-handed pitching with twice as many walks (12) as strikeouts (6)...had a .398 on-base percentage and a .580 slugging percentage...had appearances at five different positions...spent the majority of his time at second base (59 games)...also played shortstop (24 games), first base (four games), third base (four games) and pitched in relief (one game, 2.0 ip)...had four errors in 350 chances (.989)...missed a week of action with a right wrist sprain...was sidelined from June 4-11...hit .224 with three home runs and 19 RBI in 40 games for Perth in the Australian Baseball League following the season.

**2018**—Spent most of the season with Triple-A Toledo, appearing in 83 games...also played in 27 games with Detroit...homered in his first at-bat as a Tiger on May 9 at Texas...it was his first homer since May 21, 2017, when he homered at Detroit as a member of the Rangers...recorded at least one RBI in each of his first five games as a Tiger, the longest streak to begin a Detroit tenure since Dale Alexander had seven straight games with at least one RBI in 1929...tripled in the eighth inning on September 22 vs. Kansas City...it was his first triple since Sept. 21, 2012 at Chicago (NL)...played for Perth in Australia following the season and hit .291 with four home runs and 18 RBI in 39 games...added 22 walks for a .385 on-base percentage.

**2017**—Began the season in the New York Yankees organization, before being claimed off waivers by Texas on April 30...had a pair of hits, including a home run, on May 21 at Detroit...it was his first home run since April 2, 2013 at Arizona.

**2016**—Spent the entire season with Triple-A Scranton/Wilkes-Barre, playing in 130 games...committed just 15 errors in 537 total chances (.972 fielding percentage), while playing all four infield positions...posted five straight multi-hit games from July 17-21.

**2015**—Appeared in 76 games with St. Louis...played five different positions during the season, seeing time at shortstop (31 games), second base (17 games), third base (13 games), first base (1 game) and left field (1 game)...collected a season-high three hits on June 25 at Miami.

**2014**—Made the Opening Day roster for the Cardinals, but spent most of the season with Triple-A Memphis...led all Triple-A shortstops with a .977 fielding percentage, committing just 10 errors in 458 total chances...posted a season-high four hits and drove in four runs on Aug. 14 at Albuquerque...played in 29 games with Triple-A Memphis in August, hitting .300 with 15 runs scored, six doubles, four home runs and 20 RBI...appeared in two games during the National League Division Series vs. Los Angeles (NL), going 0-for-5.

**2013**—Appeared in a career-high 143 games with St. Louis...led National League shortstops with 98 double plays turned and ranked second with a .984 fielding percentage, committing nine errors in 569 total chances...ranked second among Major League rookies in games played and fifth in walks (34)...went 4-for-4 with two runs scored, three doubles and three RBI on May 26 at Los Angeles (NL), setting career highs in hits and doubles, while accounting for all five runs in the Cardinals 5-3 win...it marked the first game by a Cardinals player with at least four hits and three doubles since Albert Pujols on Aug. 11, 2006 at Pittsburgh...played in 14 games during the Cardinals run to the World Series, batting .143 with three runs scored, one double and two RBI.

**2012**—Spent the majority of the season with Triple-A Memphis...belted a pair of home runs on May 24 at Tucson...was recalled by St. Louis on Aug. 31...recorded a straight steal of home on Sept. 23 at Chicago (NL), St. Louis' first since Kerry Robinson in 2002...hit his first career Major League home run on Sept. 23 at Chicago (NL) off Justin Germano, a solo homer in the sixth inning...played in 22 games with the Cardinals in September, hitting .349 with five doubles, three triples, two home runs and 14 RBI...ranked sixth in the National League in slugging percentage during the month and eighth in batting average...started at shortstop for all 13 postseason games, batting .214 with a .353 on-base percentage, eight runs scored, one home run and seven RBI...hit a tie-breaking, two-run single in the top of the ninth inning in the Cardinals 9-7, NLDS-clinching Game 5 win at Washington...rated as the best defensive infielder in the Cardinals organization by *Baseball America* following the season.

**2011**—Saw his first Major League action with St. Louis, while spending the majority of the season with Triple-A Memphis...collected a season-high four hits May 15 vs. Fresno...made his ML debut May 18 vs. Houston, hitting a pinch-hit RBI double off Bud Norris in his first career plate appearance...rated as possessing the best infield arm in the Cardinals system by *Baseball America* following the season..

**2010**—Spent the entire season with Double-A Springfield, appearing in 132 games...led all Texas League shortstops with 132 games played, 655 total chances, 201 putouts, 420 assists and 100 double plays turned...named TL Player of the Week for the week ending May 9, hitting .355/.355/.645 with four runs scored, three doubles, two home runs and 10 RBI...recorded his first career multi-homer game on Aug. 18 at Corpus Christi, going 4-for-5 with two homers and three RBI...played in 17 games with the Surprise Rafters in the Arizona Fall League, batting .269.

**2009**—Combined to play in 131 games between Single-A Palm Beach and Double-A Springfield...named to the Texas League Midseason All-Star team...selected TL Player of the Week for the week ending June 14 after hitting .455/.458/.864 with three runs scored, four doubles, one triple, one home run and six RBI in seven games...rated as the best defensive shortstop in the TL by *Baseball America* following the season.

**2008**—Split the season between Single-A Quad Cities and Single-A Palm Beach...selected to the Midwest League Midseason All-Star team...ranked as the 10th-best prospect in the Cardinals organization *Baseball America* following the season...also rated as the best defensive infielder in the Cardinals system by the publication.

**2007**—Completed his first season of professional baseball, appearing in 42 games between the GCL Cardinals, Rookie-level Johnson City and Single-A Batavia...ranked as the seventh-best pros-

pect in the Cardinals system and the Appalachian League by *Baseball America* following the season...also rated as the best defensive infielder in the Cardinals organization by the publication.

## PERSONAL/MISCELLANEOUS

Peter M. Kozma...was an All-American at Owasso (OK) High School...had a three-homer game in the Oklahoma state 6-A playoffs...helped Owasso to a state title, hitting a solo home run in the championship game, the only run of a 1-0 win.

### LIFETIME PLAYING RECORD

Year	Club	AVG	G	AB	R	H	2B	3B	HR	RBI	SH	SF	HP	BB	SO	SB	CS	OBP	SLG	E
2007	Johnson City	.264	30	106	16	28	8	0	2	9	0	0	2	12	21	3	2	.350	.396	12
	GCL Cardinals	.154	4	13	4	2	0	0	0	0	0	0	0	2	2	0	0	.267	.154	1
	Batavia	.148	8	27	1	4	0	1	0	2	0	0	0	1	7	1	1	.179	.222	9
2008	Quad Cities	.284	99	377	58	107	20	4	5	40	1	6	5	45	69	12	5	.363	.398	18
	Palm Beach	.130	24	77	4	10	4	0	0	10	3	3	1	10	27	0	1	.231	.182	4
2009	Palm Beach	.315	18	73	8	23	5	0	0	8	0	2	1	8	16	1	0	.381	.384	9
	Springfield	.216	113	407	52	88	15	3	6	37	4	5	1	42	88	4	2	.288	.312	25
2010	Springfield	.243	132	503	69	122	28	2	13	72	7	3	1	56	111	13	2	.318	.384	34
2011	Memphis	.214	112	398	48	85	17	2	3	47	5	6	3	36	91	2	2	.280	.289	14
	ST. LOUIS	.176	16	17	2	3	1	0	0	1	1	0	0	4	4	0	0	.333	.235	0
2012	Memphis	.232	131	448	61	104	16	3	11	63	4	7	0	41	74	7	4	.292	.355	17
	ST. LOUIS	.333	26	72	11	24	5	3	2	14	1	2	0	7	19	2	0	.383	.569	3
2013	ST. LOUIS	.217	143	410	44	89	20	0	1	35	1	3	0	34	91	3	1	.275	.273	9
2014	ST. LOUIS	.304	14	23	4	7	3	0	0	0	0	0	0	3	4	0	0	.385	.435	0
	Memphis	.248	117	379	59	94	23	0	8	54	7	3	7	41	61	10	7	.330	.372	15
2015	ST. LOUIS	.152	76	99	15	15	0	0	0	2	1	0	1	10	21	3	1	.236	.152	4
2016	Scranton/WB	.209	130	445	48	93	19	0	2	32	3	3	6	31	91	11	4	.268	.265	15
2017	NEW YORK (AL)	.111	11	9	2	1	0	0	0	0	0	0	0	1	2	0	0	.200	.111	1
	TEXAS	.111	28	36	4	4	0	0	1	2	1	0	2	2	18	0	1	.200	.194	2
	Round Rock	.300	11	40	8	12	4	0	0	2	0	0	0	2	8	1	0	.333	.400	0
2018	Toledo	.203	83	271	23	55	18	2	1	17	0	3	3	19	52	6	1	.260	.295	3
	DETROIT	.217	27	69	7	15	4	1	1	8	1	1	0	2	15	0	1	.236	.348	0
2019	Toledo	.263	88	278	44	73	17	2	7	51	1	7	4	32	49	2	0	.340	.414	4
2020																				
(Minor League Season Canceled — Did Not Play)																				
Major League Totals		.215	341	735	89	158	33	4	5	62	6	6	3	63	174	8	4	.278	.291	19
Minor League Totals		.234	1100	3842	503	900	194	19	58	444	35	48	34	378	767	73	31	.305	.340	180

### CAREER TRANSACTIONS

**2007** — Selected by the St. Louis Cardinals organization in the 1st round (18th selection overall) of the First-Year Player Draft. **2015** — Elected free agency, November 6; signed by the New York Yankees to a minor league contract, November 30. **2017** — Claimed off waivers by Texas, April 30. Released, August 13. **2018** — Signed by the Detroit Tigers to a minor league contract, January 3. Elected free agency, October 24; re-signed by Detroit to a minor league contract, November 1. **2019** — Elected free agency, November 4; signed by the Atlanta Braves to a minor league contract, November 19. **2020** — Elected free agency, November 1, signed by the Oakland Athletics to a minor league contract, November 10.

### WILD CARD RECORD

Year	Club/Opp.	AVG.	G	AB	R	H	2B	3B	HR	RBI	SH	SF	HP	BB	SO	SB	CS	OBP	SLG	E
2012	STL vs. ATL	.000	1	4	1	0	0	0	0	0	0	0	0	0	2	0	0	.000	.000	0

### DIVISION SERIES RECORD

Year	Club/Opp.	AVG.	G	AB	R	H	2B	3B	HR	RBI	SH	SF	HP	BB	SO	SB	CS	OBP	SLG	E
2012	STL vs. WSH	.250	5	16	4	4	1	0	1	5	0	0	1	5	5	0	0	.455	.500	1
2013	STL vs. PIT.	.400	4	10	1	4	1	0	0	1	0	0	0	1	2	1	0	.455	.500	1
2014	STL vs. LA	.000	2	5	0	0	0	0	0	0	0	0	0	0	3	0	0	.000	.000	0
<b>Totals</b>		.258	11	31	5	8	2	0	1	6	0	0	1	6	10	1	0	.395	.419	2

### CHAMPIONSHIP SERIES RECORD

Year	Club/Opp.	AVG.	G	AB	R	H	2B	3B	HR	RBI	SH	SF	HP	BB	SO	SB	CS	OBP	SLG	E
2012	STL vs. SF	.227	7	22	3	5	1	0	0	2	0	0	0	3	7	1	1	.320	.273	2
2013	STL vs. LA	.067	6	15	1	1	0	0	0	1	0	0	1	3	4	0	0	.263	.067	0
2014	STL vs. SF																			
<b>Totals</b>		.162	13	37	4	6	1	0	0	3	0	0	1	6	11	1	1	.295	.189	2

## WORLD SERIES RECORD

Year	Club/Opp.	AVG.	G	AB	R	H	2B	3B	HR	RBI	SH	SF	HP	BB	SO	SB	CS	OBP	SLG	E
2013	STL vs. BOS	.000	4	10	1	0	0	0	0	0	1	0	0	0	1	1	0	.000	.000	2

## KOZMA'S CAREER BESTS

**Hits:** 4, May 26, 2013 at Los Angeles (NL)

**Home Runs:** 1 (five times), last: May 9, 2018 at Texas (Note: Also had one in Game 3 of the 2012 NLDS at Washington)

**Runs Batted In:** 3 (three times), last: June 7, 2013 at Cincinnati (Note: Also had three in Game 3 of the 2012 NLDS at Washington)

**Stolen Bases:** 1 (eight times), last: October 2, 2015 at Atlanta (Note: Also has three one-steal games in the postseason)

**Hitting Streak:** 7, April 21 to 28, 2013

**Hitless Streak (At Bats):** 33, August 11 to September 1, 2013

**Game Ending RBI:** None

**Grand Slams:** None

**Pinch-Hit Home Runs:** None

**Inside-The-Park Home Runs:** None

**Lead Off Home Runs:** None

## OAKLAND ATHLETICS DAY/NIGHT DOUBLEHEADERS

Date	Opponent	Site	Day Game	Night Game
August 10, 1971	Boston	Fenway Park	W, 6-5	W, 7-5
July 22, 1972	Boston	Fenway Park	W, 5-3	L, 0-3
July 17, 2000	Colorado	Coors Field	W, 11-10	L, 9-10 (10 inn.)
September 20, 2000	Baltimore	Camden Yards	L, 0-2	W, 4-0
August 27, 2011	Boston	Fenway Park	L, 3-9	L, 0-4
April 2, 2014	Cleveland	O.co Coliseum	W, 6-1	L, 4-6
May 7, 2016	Baltimore	Camden Yards	W, 8-4	L, 2-5
June 8, 2019	Texas	Globe Life Park	L, 5-10	L, 1-3



**OUTFIELDER**

**Height/Weight:** 5-11 / 203      **Bats/Throws:** Right / Right  
**Birthdate:** July 15, 1994      **Opening Day Age:** 26  
**Birthplace/Resides:** Santo Domingo, Dominican Republic / Santo Domingo, Dominican Republic  
**Major League Service:** 2 years, 59 days  
**Obtained:** Acquired from Houston for Brandon Bailey, Nov. 20, 2017  
**Contract Status:** First year of a one-year contract through 2021

[Updated Stats](#)

**CAREER HIGHLIGHTS**

Was originally selected by Houston in the 16th round of the 2014 draft and was traded to the A's following the 2017 season...made his Major League debut with Oakland in 2018 and batted .288 with 29 home runs and 86 RBI in 171 games over his first two season seasons...then hit .213 with six home runs and 25 RBI in 54 games in 2020...has 21 assists in 222 career games in the outfield...has played in 210 games in center field and 13 in right field...has started all nine of the A's postseason games over the last three years (eight in center field, one in right field)...batted .271 with 76 doubles, 22 triples, 45 home runs, 199 RBI and 100 stolen bases in 395 games over five seasons in the minors...led all of minor league baseball with a .428 on-base percentage in 2016...was also named to the California League All-Star team that season...played for Glendale in the Arizona Fall League in 2016.

**MOST ASSISTS,  
 OUTFIELDER,  
 AUG. 3, 2018-PRESENT**

21	Ramón Laureano
19	Teoscar Hernández
17	Hunter Renfroe
16	Jackie Bradley, Jr.
16	Tyler Naquin

**2020 HIGHLIGHTS**

After hitting .288 in each of his first two seasons, batted .213 with six home runs and 25 RBI in 54 games in the shortened 2020 season...walked 24 times and was hit by a pitch a career-high 12 times for a .338 on-base percentage...the hit by pitches were second most in the majors (Contreras, CHC) and tied for ninth most in a single season in Oakland history...tied for ninth in the majors in game winning RBI (6)...was batting .262 with three home runs, 12 RBI and an .859 OPS in 19 games before serving a four-game suspension from Aug. 14-17 for his actions in the A's game against the Astros on Aug. 9...hit .186 with three home runs, 13 RBI and a .616 OPS in 35 games following his return...batted .216 (30-for-139) with 21 of his 24 walks and 10 of his 12 hit by pitches against right-handers pitchers compared to .205 (9-for-44) against left-handers...his career splits are .271 against lefties, .270 against righties...his average improved to .278 with runners in scoring position and he was 7-for-16 (.438) with RISP and two outs...was 2-for-5 (.400) with four RBI with the bases loaded and is a .389 (7-for-18) hitter with a home run and 19 RBI with the bases full in his career...hit four of his six home runs with two outs...batted .278 with a .409 on-base percentage when leading off an inning and is a .325 career hitter in that situation with a .405 on-base percentage, .644 slugging percentage and 1.050 OPS...had a .161 batting average against a pitcher the first time he faced him in a game, .267 the second time and .346 after that...his career splits are .245, .328 and .309...started 53 games on defense, all in center field, and did not commit an error after making seven errors in 2019...his 146 total chances were second most in the majors among outfielders (Robert, CWS 154) but they were the most among outfielders with no errors...they were 10th most in Oakland history by an outfielder with no errors...led Major League outfielders in total chances per nine innings (2.94) and ranked second in putouts (144)...had just two assists, but now has 21 since making his ML debut on Aug. 3, 2018, which are the most in the majors among outfielders over that span ahead of Teoscar Hernández (19)...also made one start at designated hitter...started games in every spot in the order except fourth, fifth and ninth and saw his most action with a team-leading 28 starts batting second...hit .233 against the American League West, .160 against the National League West...now has a .175 career average in 24 interleague games.



**OAKLAND:** Made his second consecutive Opening Day start in center field on July 24 against Los Angeles (AL)...doubled, homered, drove in two runs, was hit by a pitch and scored a career-high tying three runs (third time)...tied the Oakland Opening Day record for runs scored (fourth time, last: Lance Blankenship, 1993)...struck out at least once in 18 consecutive games from July 28 to Aug. 20, which doubled the previous longest streak of his career (9, Aug. 11-23, 2018)...made his first and only career start at designated hitter July 29 against Colorado and went 0-for-3 with a walk...had three home runs and 10 RBI over his first 12 games through Aug. 5 but just three home runs and 15 RBI over his final 42 contests...hit safely in four consecutive games from Aug. 5-8 (4-for-14, .286), which was his longest hitting streak of the season...that put his overall average at .288 but he went 5-for-44 (.114) with no extra base hits over his next 13 games, which saw his average fall to a season-low .208...had eight walks and five hit by pitches over that span for a .316 on-base percentage...was hit by a pitch an Oakland record tying two times Aug. 9 against Houston (42nd time, last: Robbie Grossman vs. Houston on Aug. 7, 2020)...it was his second career two-hit by pitch game and it gave him five hit by pitches over his first 16 games...served a four-game suspension from Aug. 14-17 for his actions in the game against the Astros on the 9th...batted lead off in the second game of the Aug. 29 doubleheader at Houston following an injury to Marcus Semien and led off the game with a home run...it was the second leadoff home run of his career (Sept. 7, 2018 vs. Texas)...was hit by a pitch seven times in August, which tied the Athletics franchise record for hit by pitches in August (Eddie Murphy, 1914)...hit just .203 in 23 games in August but had 12 walks and a .357 on-base percentage...then batted .185 with a .287 on-base percentage in 24 games in September...had the walk-off RBI single Sept. 9 against Houston...it was his third career walk-off RBI and all have been singles...went 4-for-29 (.138) over his final nine games...snapped a career-high tying 0-for-14 streak with a seventh-inning single Sept. 23 at Los Angeles (NL)...then hit the game-winning two-run home run in the ninth inning off former Athletic Blake Treinen...three of his six home runs put the A's ahead and another tied the game...started all seven of the A's postseason games in center field and went 5-for-26 (.192) with two home runs and five RBI...went 2-for-11 (.182) with an RBI in the ALWCS against Chicago with both hits coming in Game 2...then went 3-for-15 (.200) with a double, two home runs and four RBI in the ALDS against Houston at Dodger Stadium...had two home runs and four RBI in Game 4...it was the 10th two-homer postseason game in Athletics history, the first since Brandon Moss in the 2014 AL Wild Card game...the four RBI tied the Oakland record for an ALDS game (Pinder, 2020 Game 3; Scutaro, 2006 Game 3)...matches Dave Henderson (1989 World Series Game 3) for the most home runs and RBI by an A's center fielder in a postseason game.

## CAREER

**2019—**Batted .288 with 24 home runs and 67 RBI in 123 games in a season interrupted by a five-week stay on the injured list with a right lower leg stress reaction...added 29 doubles for a .521 slugging percentage...was successful in 13-of-15 (86.7%) stolen base attempts...led the A's in steals and they were the fewest by an A's team-leader since Shannon Stewart had 11 in 2007...at the age of 24, he is the youngest Athletic with 20 or more home runs and 10 or more stolen bases in a season since Jose Canseco did it in 1988 at the age of 23...despite missing 32 games while on the IL, he tied for third among American League outfielders with 10 assists, including five in his first 18 games...tied for fifth in the AL in sacrifice flies (8) and tied for ninth in hit by pitches (11)...was hitting .265 with a .468 slugging percentage and .782 OPS in 91 games before the All-Star Break...then batted .358 with a .679 slugging percentage and 1.090 OPS in 32 games after the break...his post-break batting average was the best in the AL among players with 100 or more plate appearances...had the third-best slugging percentage and fourth-best OPS...using the same minimum, the batting average was third best in Oakland history and the slugging percentage ranked fourth...hit 21 of his 24 home runs and collected 59 of his 67 RBI in 109 games as a center fielder...ranked third among AL center fielders in RBI and tied for third in home runs...the home runs were fifth most in Oakland history by a center fielder and the most since Dave Henderson had 25 in 1991...hit .296 against left-handed pitchers, .285 against right-handers...batted .292 at home, .284 on the road...was a perfect 8-for-8 in stolen base attempts at home...hit .288 during the day, .288 at night...his average dropped to .235 with runners in scoring position, including .184 with RISP and two outs...18 of his 24 home runs were solo shots...batted .333 with nine doubles and eight home runs (.700 slugging percentage) when leading off an inning...ranked seventh in the AL in slugging and OPS (1.081) leading off an inning and 10th in batting...hit .226 with 11 of his 24 home runs and 30 of his 67 RBI with two strikes...committed seven errors in 122

games overall in the outfield, which tied for second among AL outfielders...had a .977 fielding percentage...made a team-leading 104 starts in center field and 11 of his final 12 in right field...went 0-for-3 as a pinch hitter...started games at every spot in the order except third and ninth...saw his most action with a team-leading 45 games batting eighth...hit .358 with seven home runs and 18 RBI in 26 games batting fifth...had just 27 walks against 123 strikeouts and his average of 4.6 strikeouts per walk was fourth highest in Oakland history among players with 450 or more plate appearances...became the A's sixth different Opening Day starter in center field in the last six years on March 20 against Seattle in Tokyo (Crisp, Fuld, Burns, R.Davis, Powell)...had five outfield assists over a 12-game span from April 1 to 14...had his first career four-hit game April 5 at Houston (also June 18 vs. Baltimore)...batted .317 over his final 87 games beginning May 8...was awarded Major League Baseball's Play of the Week April 22 after robbing Teoscar Hernández of a home run in the second inning on April 21 against Toronto...reached base safely in a career-high 28 consecutive games from May 8 to June 9...hit .318 with a .353 on-base percentage during the streak...it was the second-longest reaching base streak by a center fielder in Oakland history (33, Dwayne Murphy, May 18-June 21, 1979)...grounded into the first double play of his career May 10 against Cleveland...that snapped a career-opening 83-game streak without a GIDP, which was the second-longest such streak in Oakland history (84, Jason McDonald, June 5, 1997-May 9, 1998)...had the walk-off RBI single May 11 vs. Cleveland, his second career game-ending RBI...had a career-high 16-game hitting streak from May 16 to June 4...went 23-for-63 (.365) with nine doubles and three home runs during the streak...had an Oakland record-tying streak of five consecutive games with a double from May 20-25 (fifth time: Tejada, 2003; Long, 2001; Stairs, 1997; Rudi, 1973)...had six home runs and 18 RBI in 57 games through the end of May...then had seven home runs and 22 RBI in 28 games in June...tied for fourth in the AL in RBI in June...had his first career grand slam, a career-high tying five RBI and his first career two-steal game June 12 at Tampa Bay...became the first Athletic with a grand slam and two stolen bases in the same game since Elmer Valo on June 21, 1949...is the first Athletic with five RBI and two steals in one game since Bing Miller on June 21, 1929...the last Major Leaguer to do it was Brandon Phillips on July 30, 2015 (7 RBI, 2 SB)...went 0-for-4 with four strikeouts June 20 against Tampa Bay, his first career four-strikeout game...was hit by a pitch an Oakland record-tying two times June 22 against Tampa Bay...scored a run in 11 consecutive games from July 5 to 20 (17 runs total), which was the longest such streak by an Athletic since Ben Grieve also had an 11-game streak from April 29-May 10, 2000...it fell one short of the Oakland record of 12...homered in three straight games for the first time in his career, July 6-12...was named AL Player of the Week for the week of July 15-21 after going 13-for-24 (.542) with 10 runs, six doubles, two home runs, two RBI and five multiple hit games in six games...it was his first career weekly honor...batted .392 with 22 runs, nine doubles, eight home runs, 18 RBI and 11 multiple hit games in 22 games in July...led the American League in on-base percentage (.443), ranked second in batting (.392), slugging (.838) and OPS (1.281), tied for fourth in runs, tied for fifth in extra base hits (17), tied for sixth in doubles and tied for sixth in home runs...based on a minimum of 75 plate appearances, he had the best July batting average in Oakland history and the second-best slugging percentage and OPS to Mark McGwire in 1996 (.859/1.318)...was placed on the injured list July 31 retroactive to July 28 with a right lower leg stress reaction...did not have a rehab assignment before he was reinstated Sept. 6...made his first two starts in center field before making 11 of his final 12 starts in right...hit .315 in 16 games overall in September...started in right field in the AL Wild Card Game on Oct. 2 against Tampa Bay and went 1-for-3...drove in the A's only run with a third inning sacrifice fly.

**2018**—Spent the first four months of the season with Triple-A Nashville where he batted .297 with 14 home runs and 35 RBI in 64 games...was recalled by Oakland Aug. 3 and hit .288 with five home runs and 19 RBI in 48 games with the A's in his Major League debut...started 42 of the A's 52 games in center field following his promotion...had nine outfield assists, which led ML rookies and tied for second in Oakland history by a rookie (11, Mitchell Page in 1977)...they tied for fifth among all American League outfielders...had just 47 games in the outfield and his assists were second most in Athletics history by an outfielder with fewer than 50 games played to Wally Schang, who had 12 in 41 games for the 1915 Philadelphia A's...they matched the most by an ML outfielder with fewer than 50 games over the last 95 years (sixth time, last by Alex Escobar with Cleveland in 42 games in 2004)...all 47 of his defensive appearances came in center field, including 42 starts...was 7-for-8 (87.5%) in stolen base attempts and tied for sixth among AL rookies in steals...did not ground into a double play and his 156 at bats were fourth most in Oakland history

among players with no GDP...they were the most since Jason McDonald had 236 in 1997...hit .297 with all five of his home runs against right-handed pitchers, .267 against left-handers...had a .324 batting average with runners in scoring position...batted .322 with four of his five home runs and 16 of his 19 RBI at home...hit .353 with a .455 on-base percentage and .676 slugging percentage when leading off an inning...batted .309 with all five of his home runs at night...batted .353 against AL Central teams...slugged four of his five home runs against Texas...started games at every spot in the order except third and fourth...had his most starts in the eight spot (13) and hit .356 in 16 games overall batting eighth...was recalled from Triple-A Nashville Aug. 3 and went 1-for-5 in a start in center field in his Major League debut that night against Detroit...collected his first hit and RBI with a walk-off RBI single off Buck Farmer in the bottom of the 13th inning of the A's 1-0 win...since the RBI became an official stat in 1920, he is the first Athletic with a walk-off RBI for his first ML hit...had an assist that night and the next game against the Tigers to become the first player in Oakland A's history with an outfield assist in each of the first two games of his career...stole the first base of his career and had his first multiple hit game in a 3-for-4 performance in his third game, Aug. 5 against Detroit...hit the first two home runs of his career Aug. 20 against Texas, both off Bartolo Colon (second and sixth inning)...became the 10th player in Athletics history to hit his first two home runs in the same game (last: Chapman on July 15, 2017)...is the fourth player in Oakland history to hit his first Major League home run off a pitcher with at least 200 career wins (last: Kurt Abbott off Jack Morris on Sept. 9, 1993)...is 21 years and 52 days younger than Colon...was three months shy of his third birthday when Colon made his ML debut on April 4, 1997...also had a career-high five RBI on the 20th against the Rangers...batted .317 in 23 games in August...collected his second career two-homer game Sept. 7 against Texas...it came in his 29th game and he is the first player in Athletics history with two-multi homer games in his first 29 games...the previous earliest was Jose Canseco, who did it in his 42nd game on April 21, 1986...his first home run that day led off the game, which was the first leadoff home run of his career...was the A's starting center fielder in the Wild Card game Oct. 3 at New York and went 0-for-3 with a walk...had 31 walks with the Sounds for a .380 on-base percentage...was successful in 11-of-13 (84.6%) stolen base attempts...missed the first seven weeks while on the disabled list and the final five with Oakland...while he was with the Sounds (May 21-Aug. 1), he ranked fourth in the Pacific Coast League in hits (73), tied for fourth in runs (44), tied for fifth in home runs and ninth in stolen bases...led the A's farm system in slugging (.524), ranked fifth in on-base percentage and tied for sixth in home runs...batted .372 with nine home runs and 19 RBI in 29 games in July and August...hit .297 against left-handed pitchers and .297 against right-handers...batted .324 with nine of his 15 home runs on the road...had a .336 batting average with runners on base...hit .384 in the sixth inning or later...appeared in 45 games in right field, 19 in center field and one in left field...had 13 assists, which ranked third among PCL outfielders...batted .350 with a .450 on-base percentage in 26 games batting leadoff...began the season on Nashville's disabled list with a non-displaced fracture of the fifth metacarpal bone on his left hand...was reinstated May 21...went 4-for-5 with three doubles June 13 at El Paso...had a season-high 11-game hitting streak from July 1 through the first game of a July 13 doubleheader (16-for-42, .381)...also hit safely in each of his final 11 games at Triple-A beginning July 20 and was 22-for-44 (.500) with 13 runs, four doubles, five home runs, nine RBI and seven multiple hit games over that stretch...stole the 100th base of his minor league career July 30 at Salt Lake...hit .373 with eight home runs and 18 RBI in 28 games in July...walked 13 times and was hit by a pitch four times for a .450 on-base percentage...slugged .673 and had a 1.122 OPS...led the PCL in runs in July (24), tied for the lead in hits (41), ranked second in home runs and slugging, tied for second in extra base hits (16) and fourth in OPS.

**2017**—Spent his final season in the Houston organization at Double-A Corpus Christi where he batted .227 with 11 home runs and 55 RBI in 123 games...tied for third in the Texas League in triples (6) and ranked fourth in stolen bases (24)...led TL outfielders in games, assists (16) and double plays (6)...batted .295 against left-handed pitching compared to .209 against right-handers...had an .891 OPS against lefties, .609 against righties...hit .262 with eight home runs in 60 games in the second half...committed four errors in 123 games in the outfield for a .984 fielding percentage...appeared in 95 games in right field and 31 in center field...compiled a season-best 10-game hitting streak from April 11 to 22...went 12-for-43 (.279) with nine RBI during the streak...had a 74-game errorless streak from April 23 to July 23...was successful in each of his 13 stolen base attempts from May 26 to Aug. 19...was named Texas League Batter of the Week for

the week of July 3 to 9...went 14-for-29 (.483) with five doubles, two triples, two home runs and five RBI during the week...was a perfect 5-for-5 with two doubles, a triple and three RBI July 9 against Arkansas...had an RBI in eight consecutive games from Aug. 22-31 and batted .484 with five home runs and 12 RBI over that span...collected his lone two-homer game of the season Aug. 23 against Midland.

**2016**—Had a breakout campaign while splitting his season between Double-A Corpus Christi and Single-A Lancaster...combined to hit .319 with 28 doubles, seven triples, 15 home runs, 73 RBI and a .955 OPS...named an Astros Organization All-Star by MiLB.com as a utility player...led all of minor league baseball with a .428 on-base percentage...began the year with Lancaster where he was named a California League All-Star...named Lancaster's Player of the Month for July as he hit .460 with 12 extra-base hits, 15 RBI and a 1.350 OPS in 17 games...also named the California League Player of the Week for the week of July 11-17 after hitting .652 (15-for-23) with six doubles, two triples, four home runs and 11 RBI in seven games...was promoted to Corpus Christi on July 21...named the Hooks Player of the Month for August after hitting .318 with a .944 OPS in 24 games...following the season, was assigned to Glendale in the Arizona Fall League, where he hit .295 with four doubles, eight RBI, four steals and an .817 OPS...earned AFL Player of the Week the first week after hitting .571 (8-for-14) with two triples, two doubles, three RBI, eight runs scored and three steals in four games.

**2015**—Played his entire season with Single-A Quad Cities, where he hit .265 with 15 doubles, eight triples, four home runs and 34 RBI in 76 games.

**2014**—Drafted by Houston in the 16th round and signed on June 18...assigned to Rookie Level Greeneville and played in just 16 games in his professional debut...placed on the 60-day DL on July 25 and finished his campaign sidelined.

## PERSONAL/MISCELLANEOUS

Ramón Laureano was originally signed by Astros scout Jim Stevenson...was born in the Dominican Republic but graduated from Upper Rim Christian HS in Dix Hills, NY, in 2012...attended Northeastern Oklahoma A&M for two years (2013-14)...was selected to the Men's Division 1 all-Region 2 team in 2014 after hitting a team-leading .439 with 19 doubles, 13 home runs, 69 RBI and 22 stolen bases...posted a .500 OBP, while recording more walks (21) than strikeouts (18).

### LIFETIME PLAYING RECORD

Year	Club	AVG	G	AB	R	H	2B	3B	HR	RBI	SH	SF	HP	BB	SO	SB	CS	OBP	SLG	E
2014	Greeneville	.189	16	53	8	10	0	0	1	2	1	0	0	7	16	4	0	.283	.245	0
2015	Quad Cities	.265	76	287	43	76	15	8	4	34	1	1	4	21	83	18	3	.323	.415	4
2016	Lancaster	.317	80	293	69	93	19	5	10	60	0	5	9	50	86	33	11	.426	.519	3
	Corpus Christi	.323	36	124	20	40	9	2	5	13	0	0	4	20	33	10	3	.432	.548	0
2017	Corpus Christi	.227	123	463	65	105	21	6	11	55	0	2	8	40	110	24	5	.298	.369	4
2018	Nashville	.297	64	246	44	73	12	1	14	35	0	3	4	31	70	11	2	.380	.524	3
	OAKLAND	.288	48	156	27	45	12	1	5	19	0	2	2	16	50	7	1	.358	.474	1
2019	OAKLAND	.288	123	434	79	125	29	0	24	67	1	8	11	27	123	13	2	.340	.521	7
2020	OAKLAND	.213	54	183	27	39	8	1	6	25	0	3	12	24	58	2	1	.338	.366	0
<b>Major League Totals</b>		<b>.270</b>	<b>225</b>	<b>773</b>	<b>133</b>	<b>209</b>	<b>49</b>	<b>2</b>	<b>35</b>	<b>111</b>	<b>1</b>	<b>13</b>	<b>25</b>	<b>67</b>	<b>231</b>	<b>22</b>	<b>4</b>	<b>.343</b>	<b>.475</b>	<b>8</b>

### CAREER TRANSACTIONS

**2014** — Selected by the Houston Astros organization in the 16th round of the First-Year Player Draft. **2017** — Traded to the Oakland Athletics organization for minor league pitcher Brandon Bailey, November 20. **2019** — On the injured list, July 29 to September 5. **2020** — On the suspended list, August 14 to 17.

### WILD CARD RECORD

Year	Club/Opp.	AVG.	G	AB	R	H	2B	3B	HR	RBI	SH	SF	HP	BB	SO	SB	CS	OBP	SLG	E
2018	OAK vs. NYY	.000	1	3	0	0	0	0	0	0	0	0	0	1	2	0	0	.250	.000	0
2019	OAK vs. TB	.333	1	3	0	1	0	0	0	1	0	1	0	1	0	0	0	.250	.333	0
2020	OAK vs. CWS	.182	3	11	1	2	0	0	0	1	0	0	0	4	0	0	0	.182	.182	0
<b>Totals</b>		<b>.176</b>	<b>5</b>	<b>17</b>	<b>1</b>	<b>3</b>	<b>0</b>	<b>0</b>	<b>0</b>	<b>2</b>	<b>0</b>	<b>1</b>	<b>0</b>	<b>1</b>	<b>7</b>	<b>0</b>	<b>0</b>	<b>.211</b>	<b>.176</b>	<b>0</b>

## DIVISION SERIES RECORD

Year	Club/Opp.	AVG.	G	AB	R	H	2B	3B	HR	RBI	SH	SF	HP	BB	SO	SB	CS	OBP	SLG	E
2020	OAK vs. HOU	.200	4	15	3	3	1	0	2	4	0	0	0	1	3	0	0	.250	.667	0

## LAUREANO'S CAREER BESTS

**Hits:** 4 (twice), last: June 18, 2019 vs. Baltimore  
**Home Runs:** 2 (twice), September 7, 2018 vs. Texas; August 20, 2018 vs. Texas. Note: Also had two home runs in Game 4 of the 2020 ALDS vs. Houston, Oct. 8, 2020  
**Runs Batted In:** 5 (twice), June 12, 2019 at Tampa Bay; August 20, 2018 vs. Texas  
**Stolen Bases:** 2, June 12, 2019 at Tampa Bay  
**Hitting Streak:** 16, May 16 to June 4, 2019  
**Hitless Streak (At Bats):** 14 (twice), last: September 16 to 23, 2020  
**Game Ending RBI:** 3, September 9, 2020 vs. Houston (single); May 11, 2019 vs. Cleveland (single), August 3, 2018 vs. Detroit (single)  
**Grand Slams:** 1, June 12, 2019 at Tampa Bay (Colin Poche)  
**Pinch-Hit Home Runs:** None  
**Inside-The-Park Home Runs:** None  
**Lead Off Home Runs:** 2, August 29, 2020 at Houston (G#2) (Zack Greinke); September 7, 2018 vs. Texas (Yovani Gallardo)

## OAKLAND A'S RECENT EJECTIONS

Date	Player/Coach	Umpire	Date	Player/Coach	Umpire
Aug. 9, 2020	Mike Fiers	Ted Barrett	June 14, 2014	Josh Donaldson	Hal Gibson
Aug. 9, 2020	Ramón Laureano	Ted Barrett	June 8, 2014	Fernando Abad	Adrian Johnson
Aug. 9, 2020	Austin Allen	Ted Barrett	May 17, 2014	Scott Kazmir	Jerry Layne
June 12, 2019	Bob Melvin	Sean Barber	Aug. 14, 2013	Bob Melvin	Doug Eddings
June 2, 2019	Stephen Piscotty	Alan Porter	May 29, 2013	Chip Hale	Brian Knight
June 2, 2019	Bob Melvin	Alan Porter	May 14, 2013	Bob Melvin	D.J. Reyburn
June 1, 2019	Marcus Semien	Alan Porter	May 8, 2013	Bob Melvin	Angel Hernandez
May 28, 2019	Joakim Soria	James Hoye	April 25, 2013	Curt Young	Jim Reynolds
May 13, 2019	Bob Melvin	D.J. Reyburn	April 13, 2013	Bob Melvin	Andy Fletcher
Sept. 18, 2018	Bob Melvin	Larry Vanover	Sept. 18, 2012	Jesse Chavez	Jerry Meals
July 10, 2018	Bob Melvin	David Rackley	June 23, 2012	Coco Crisp	Tony Randazzo
Sept. 6, 2017	Matt Chapman	Mike Everitt	June 9, 2012	Bob Melvin	Tim McClelland
Sept. 4, 2017	Darren Bush	Jordan Baker	May 19, 2012	Bob Melvin	James Hoye
May 27, 2017	Bob Melvin	Will Little	May 17, 2012	Bob Melvin	Laz Diaz
May 27, 2017	Jed Lowrie	Will Little	July 31, 2011	Ryan Sweeney	Dan Bellino
May 20, 2017	Bob Melvin	Mike Winters	July 22, 2011	Gerald Perry	Marty Foster
May 4, 2017	Ryon Healy	Mike Muchlinski	June 16, 2011	Bob Melvin	Tim Tschida
Sept. 20, 2016	Danny Valencia	Marty Foster	May 27, 2011	Bob Geren	Angel Campos
Aug. 5, 2016	Danny Valencia	Mike Estabrook	May 7, 2011	Josh Willingham	Bill Miller
Aug. 4, 2016	Khris Davis	Eric Cooper	Sept. 12, 2010	Daric Barton	Hunter Wendelstedt
July 15, 2016	Yonder Alonso	Mark Wegner	Aug. 3, 2010	Bob Geren	Gary Darling
July 15, 2016	Bob Melvin	Mark Wegner	July 27, 2010	Jack Cust	Kerwin Danley
July 7, 2016	Coco Crisp	D.J. Reyburn	July 20, 2010	Coco Crisp	Bob Davidson
Aug. 17, 2015	Sam Fuld	Brian Knight	July 6, 2010	Daric Barton	Mike Winters
Aug. 17, 2015	Bob Melvin	Brian Knight	June 23, 2010	Bob Geren	Jerry Crawford
July 22, 2015	Bob Melvin	Hunter Wendelstedt	June 7, 2010	Jim Skaalen	Eric Cooper
May 3, 2015	Craig Gentry	Andy Fletcher	May 23, 2010	Bob Geren	Greg Gibson
April 26, 2015	Bob Melvin	Quinn Wolcott	Sept. 22, 2009	Adam Kennedy	Eric Cooper
Aug. 31, 2014	Bob Melvin	Gerry Davis	August 16, 2009	Bob Geren	Gary Darling
July 11, 2014	Bob Melvin	James Hoye	July 28, 2009	Bob Geren	Adrian Johnson
July 11, 2014	Nick Punto	James Hoye	May 25, 2009	Jim Skaalen	Brian Knight
June 21, 2014	Bob Melvin	Quinn Wolcott	May 9, 2009	Bob Geren	Paul Nauert

## INFIELDER

Height/Weight: 6-0 / 180

Bats/Throws: Switch / Right

Birthdate: April 17, 1984


Opening Day Age: 36

Birthplace/Resides: Salem, Oregon / Houston, Texas

Major League Service: 12 years, 111 days

Obtained: Signed to a minor league contract, Feb. 10, 2021

Contract Status: First year of a one-year contract through 2021

[@Jed\\_Lowrie](#)
[jed.lowrie](#)
[Updated Stats](#)


## NON-ROSTER INVITEE

## CAREER HIGHLIGHTS

The switch-hitting infielder owns a .261 career average with 104 home runs and 509 RBI in 1118 games in 12 seasons with Boston (2008-11), Houston (2012, 15), Oakland (2013-14, 16-18) and New York-NL (2019)...is a .271 (705-for-2606) hitter in 687 games in his five seasons with the A's...the batting average ranks ninth on the Oakland career list...has 378 games at second base, which is sixth most in Oakland history...has played in 23 postseason games with the Red Sox (2008-09), A's (2013-14, 18) and Astros (2015)...had his best all-around season in 2018 when he had career highs in home runs (23) and RBI (99) and was named to his first American League All-Star Team...set an Oakland record with 49 doubles in 2017...set an Oakland record for hits by a switch-hitter (175) in 2013...named the 2007 Red Sox Minor League Offensive Player of the Year, hitting a combined .298 with 47 doubles, 13 homers and 70 RBI in 133 games between Double-A Portland and Triple-A Pawtucket.

## 2020 HIGHLIGHTS

Spent the entire season on the injured list for the Mets...was placed on the 10-day injured list July 20 with left knee inflammation...was transferred to the 45-day IL Aug. 2 and did not play in 2020.

## CAREER

**2019**—Missed most of the season after spraining his left knee capsule during Spring Training...was placed on the 10-day injured list March 25 and began a rehab assignment with Single-A St. Lucie on April 28...went 1-for-7 in two games before he was moved up to Triple-A Syracuse May 4...batted .167 in six games before his rehab assignment was halted May 13...was transferred to the 60-day IL May 20...was sent back to St. Lucie on rehab Aug. 20 and went 3-for-13 (.231) in four games...was also 7-for-20 (.350) in six games with Syracuse from Aug. 28 to Sept. 3 before he was reinstated from the IL...went 0-for-7 with a walk and four strikeouts in nine games with the Mets, all as a pinch hitter.

**2018**—Put together his best all around season as he posted career highs with 23 home runs and 99 RBI and led American League second basemen with a .993 fielding percentage...was named to his first AL All-Star Team...also had career highs in games (157), walks (78) and strikeouts (128)...led the A's in walks...batted .267 with an .801 OPS...ranked eighth in the AL in RBI and walks and ninth in batting with runners in scoring position (.324)...also tied for sixth in games, tied for seventh in at bats (596) and tied for 10th in multiple hit games (48) and three-hit games (12)...82 of his RBI came as a second baseman, which set an Oakland record (previous: 76 by Mark Ellis in 2007) and was the most by an A's second baseman since Jerry Lumpe had 82 for Kansas City in 1962...ranked second among Major League second basemen in RBI (Gennett, CIN 92)...his 18 home runs tied for second among AL second basemen and fell one short of the Oakland record for a second baseman (19, Ellis in 2007)...led the majors with an Oakland record 21 RBI in the eighth inning...was second in the AL in game-winning RBI (18), tied for fourth in RBI in the seventh inning or later (37) and tied for sixth in go-ahead RBI (24)...became the fourth switch hitter in Athletics history to hit 20 home runs (Crisp, 2013; Sierra, 1993-94; Swisher, 2005-07) and his 23 home runs tied for second most...his 99 RBI ranked second among Major League switch hitters in 2018 (Ramirez, CLE 106) and fell two short of the A's record of 101 set by Ruben Sierra in

1993...hit 19 of his 23 home runs against right-handed pitchers and 19 of his 23 on the road... tied for fourth in the AL in road home runs and ranked 10th in slugging (.522)...was batting .285 with 16 home runs and 62 RBI in 94 games at the All-Star Break...then hit .239 with seven home runs and 37 RBI in 63 games after the break...batted .335 with 11 home runs and 37 RBI in the seventh inning or later...the batting average ranked fifth in the AL...in addition to leading AL second basemen in fielding, he tied for the lead in assists (336), ranked third in total chances (534) and fourth in putouts (194) and double plays (73)...committed just four errors in 136 games as a second baseman and his .993 fielding percentage was sixth best in Oakland history...however, his 4.08 total chances per nine innings were the fewest...also appeared in 14 games at third base and did not commit an error (32 TC)...batted third 146 times, which was fourth most in Oakland history and the most since Jason Giambi had 148 games in 2000...hit safely and drove in a run in seven consecutive games from April 14 to 21, which fell one short of the longest such streak in Oakland history...went 15-for-32 (.469) with three doubles, three home runs, 12 RBI and five multiple hit games during the streak...the streak of seven consecutive games with a RBI was the longest streak of his career...homered on his birthday for the first time in his career April 17 against Chicago (AL) and is 7-for-22 (.318) with two doubles, a home run and four RBI in seven career games on his birthday...had a career-high tying four hits April 20 against Boston and June 26 at Detroit...now has nine career four-hit games...committed just one error over an 88-game span as a second baseman from April 27 to Aug. 31, which included errorless streaks of 44 (April 27-July 7) and 43 (July 9-Aug. 31)...hit .343 with six home runs and 27 RBI in 25 games in April... set an Athletics record for hits in April with 35...his 27 RBI matched the record (Jackson in 1974; Giambi in 2000)...the RBI were his most ever in a month and the home runs matched his best (May, 2012 and June, 2012)...now has a .312 (223-for-714) career average in April...played in the 1,000th game of his career May 23 against Seattle...started 14 of the A's 15 games at third base from June 16 to July 1 while Chapman was on the disabled list and hit .322 with five doubles, five home runs and 14 RBI in 15 games total over that span...prior to that, had not started a game at third base since Oct. 4, 2015 at Arizona while playing for Houston...went 4-for-4 with a walk June 26 at Detroit, which was the fourth time in his career he reached base five times (previous: Sept. 4, 2017 against Los Angeles-AL)...was named to his first All-Star team...joined Phil Garner (1976) as the only second basemen in Athletics history to be named to the AL All-Star Team (includes Philadelphia and Kansas City)...entered the game in the sixth inning and went 0-for-2 with a walk...joins Jason Giambi (2000) as the only Athletics over the last 26 years with three plate appearances in an All-Star Game...doubled off Taylor Cole in the first inning Aug. 12 at Los Angeles (AL) for the 1,000th hit of his career...it was his 250th career double...hit a two-run home run off Felix Hernandez in the third inning Aug. 14 against Seattle for the 100th home run of his career... scored the 500th run of his career Aug. 26 at Minnesota...started at second base in the Wild Card game at New York on Oct. 3 and went 0-for-4.

**2017**—Set an Oakland record with 49 doubles, breaking the previous mark of 47 set by Jason Giambi in 2001...ranked second in the majors to Cleveland's Jose Ramirez (56) and second in Athletics history to Al Simmons (53 in 1926)...had the eighth best double total by a switch hitter in Major League history...had career highs in runs (86), doubles and extra base hits (66)...led the A's in batting (.277) hits (157), doubles, triples (3) and on-base percentage (.360) and tied for the team lead in games and walks...hit 12 of his 14 home runs against right-handed pitching...10 were solo shots...ranked second among ML second basemen with a .991 fielding percentage (Dozier, MIN .993) and was fourth among American League second basemen in double plays (98)...the double plays tied for second most in Oakland history and were the most since Mark Ellis set the record with 104 in 2007...appeared in 136 games at second base and one at third base (Sept. 6 vs. Los Angeles-AL)...led the majors in line drives (155) and line drive percentage (33.0%)... the line drives were the most by an Athletic since Stats, Inc. began tracking them in 1988 (previous: 136 by Carney Lansford in 1989)...made a team-leading 102 starts batting third and hit .294 in those games...committed his first error of the season April 28 at Houston, which snapped a 75-game errorless as a second baseman...it was his first error since May 4, 2016 and the errorless streak was third longest in Oakland history by a second baseman...later had a 43-game errorless streak from July 4 to Aug. 26...had his third career two-homer game May 8 against Los Angeles (AL), but it was his first since Oct. 3, 2010 vs. New York (AL)...his second home run that night was the game-ending shot with two outs in the bottom of the 11th inning...it was his fourth career game-ending hit, his second home run (Aug. 21, 2010 vs. Toronto)...was a perfect 4-for-4 May 24

against Miami, which matched his career high for hits (seventh time)...doubled in the first inning July 6 at Seattle for the 200th two-bagger of his career...struck out just once over a 16-game stretch from July 19 to Aug. 4 (64 plate appearances)...had his eighth and final two-double game of the season Aug. 26 against Texas, which were the most by an Athletic since Al Simmons had nine in 1926...had a walk-off single Sept. 8 against Houston for his second game-ending RBI of the season and the fifth of his career...drove in a career-high five runs Sept. 18 against Detroit on the strength of his third career grand slam...batted .318 in September, which was his best single-month average since he hit .330 in June of 2013.

**2016**—Returned to the A's following the 2015 season and batted .263 with two home runs and 27 RBI in 87 games in a season shortened due to two stints on the disabled list...had a .313 batting average and .370 on-base percentage leading off an inning...batted .313 in the eighth inning or later...appeared in 82 games at second base, including a team-leading 80 starts...committed six errors in his first 25 games at second base through May 4, but none over his final 57 contests...posted a .984 fielding percentage...had just 58 career games at second base entering the season and none since 2013...also appeared in two games at shortstop...went 1-for-3 with two RBI in an Opening Day start at second base April 4 against Chicago (AL)...it was his fifth career Opening Day start, but the previous four came at shortstop (2009 with Boston, 2013-14 with Oakland and 2015 with Houston)...drove in at least one run in each of his first three games (five RBI total), which was the longest-season opening streak by an A's player on an Opening Day roster since Jermaine Dye had a four-game streak in 2004...had his sixth career four-hit game April 19 at New York (AL)...hit .314 with 13 RBI in 24 games in April...it was the fifth time in his career he hit .300 or better in the first month of the season...was batting .302 in 32 games when he was placed on the 15-day disabled list May 11 retroactive to May 10 with a right shin contusion...had a one-game rehab assignment with Triple-A Nashville before he was reinstated from the DL May 25...hit a game-tying home run in the ninth inning June 4 at Houston to snap his season-opening 40-game homerless streak, which was the longest such streak of his career...was placed on the 15-day DL Aug. 5 retroactive to Aug. 4 with a bunion on his left foot...had successful surgery on his left toe and foot Aug. 31 at Houston Methodist Hospital in Houston, Tex...Dr. Kevin Varner performed a left great toe repair with a left foot bunionectomy.

**2015**—Returned to Houston after two seasons with the A's and batted .222 with nine home runs and 30 RBI in 69 games...missed 83 games while on the disabled list with a torn ligament in his right thumb...23 of his 51 hits (45.1%) were for extra bases (14 doubles)...walked 28 times for a .312 on-base percentage...made 45 starts at third base, 16 at shortstop and one at designated hitter...each of his 16 starts at short came before going on the DL...all 45 of his starts at third came following his return from the DL...did not commit an error in 17 games and 74 total chances overall at shortstop...committed three errors in 47 games at third base for a .966 fielding percentage...matched his career high with five intentional walks...broke up a combined no-hit bid by four Cleveland pitchers with a solo home run off Nick Hagadone with one out in the bottom of the ninth inning on April 9...tore the ligament in his right thumb sliding into home plate April 27 at San Diego and was placed on the 15-day disabled list the next day...ranked fifth in the American League in on-base percentage (.432), tied for sixth in walks (12), seventh in OPS (.999) and ninth in slugging (.567) when he went on the DL...was transferred to the 60-day DL May 18...had a five-game rehab assignment with Corpus Christi before he was reinstated from the DL July 30...started at third base that day against Los Angeles (AL)...it was his first start at third base since Sept. 27, 2011 at Baltimore...homed in the fourth inning on Aug. 31 against Seattle to snap a career-high 0-for-28 streak...hit his second career grand slam Sept. 6 against Minnesota...hit his first career pinch homer Sept. 13 at Los Angeles (AL)...played in four postseason games for Houston and went 0-for-4 with a strikeout, all as a pinch hitter...made his lone defensive appearance in the postseason at third base in Game 3 of the ALDS against Kansas City after pinch hitting for Marwin Gonzalez.

**2014**—Batted .249 with six home runs and 50 RBI in 136 games in his second season with the A's...missed 16 games at the end of August with a fractured right index finger...had career highs in intentional walks (5) and hit by pitches (5)...hit .278 with a .400 on-base percentage over his first 31 games through May 5, .168 with a .244 on-base percentage over a 43-game stretch from May 6 to June 25 and .289 with a .331 on-base percentage over his final 62 games...all six of his



home runs were solo shots...in Oakland history, the only player with more home runs in a season, all of which came with the bases empty, is Jeremy Giambi (8 in 2002)...appeared exclusively at shortstop on defense, where he made a team-leading 129 starts...committed 13 errors for a .974 fielding percentage...had a career-high tying 16-game reaching base streak from April 19 to May 6...hit .269 with a .347 on-base percentage during the streak...had a two-run double in the seventh inning May 12 against Chicago (AL) for his 500th career hit...matched his career high with three walks May 31 against Los Angeles-AL (fifth time)...had a career-high streak of five consecutive multiple hit games from July 5 to 9 (10-for-20, .500)...was on the 15-day disabled list from Aug. 14 to 31 with a fractured right index finger...started each of the A's final 26 games at shortstop...had the game-winning RBI single in the bottom of the ninth inning Sept. 6 against Houston...it was his third career walk-off RBI, his first as an Athletic.

**2013**—Was acquired by the A's from Houston in February and batted .290 with 45 doubles, two triples, 15 home runs and 75 RBI in 154 games...set an Oakland record for hits by a switch-hitter (175)...the doubles ranked second in the American League...prior to 2013, he had not appeared in more than 97 games in any of his five seasons in the majors...posted career highs in batting average, at bats (603) and hits (175)...tied for second in the AL with 17 games of three or more hits...connected for 14 of his 15 home runs off righties...led AL shortstops in slugging percentage (.472), doubles (40) and extra base hits (54)...started 150 games, including 115 at shortstop, 23 at second base and 12 at designated hitter...committed 16 errors in 119 games overall at shortstop for a .962 fielding percentage...the fielding percentage was the lowest among Major League shortstops...had 18 errors overall, which tied for second most among all AL fielders (Ramirez, CWS 22)...had a career-high 62-game homerless streak from April 9 to June 20...went 4-for-4 April 19 at Tampa Bay, matching his career high in hits (also June 1 against Chicago-AL and Aug. 9 at Toronto)...went 2-for-9 in the 19-inning game April 29 against Los Angeles (AL) to tie the Oakland record for at bats in a game...batted .330 in June...tied an Oakland record for putouts in a nine inning game by a second baseman June 8 against Chicago (AL) with eight...went 0-for-4 July 2 against Chicago (NL) after hitting safely in each of his first 12 interleague games (17-for-44, .386)...that tied for the third longest interleague hitting streak in Oakland history...had a career-high 12-game hitting streak from Aug. 18-30 (20-for-50, .400)...led the majors and set an Oakland record with 13 doubles in August...started all five games at shortstop in the ALDS against Detroit and went 3-for-20 (.150) with a home run and three RBI.

**2012**—Led the Astros in walks (43) and ranked second in home runs (16) in his first season with Houston...the home runs were third among all National League shortstops...also ranked second among NL shortstops with his .436 slugging percentage...logged a .265 average while batting left-handed and a .184 mark against lefties...played 93 games, including 90 starts at shortstop, posting a .980 fielding percentage at the position...had the best fielding percentage among NL shortstops with 90 or more games and ranked seventh in the Majors...began the season on the disabled list and missed the first six games of the season with a sprained right thumb...activated April 13...sustained a sprained right ankle, which placed him on the DL for a second time from July 15 to Aug. 11...hit home runs in three consecutive games from June 7-9, becoming the first Astros shortstop to do so since Andujar Cedeno from April 9-12, 1994...combined to play in six minor league games while on injury rehab assignments, including four playoff games.

**2011**—Had a career-high four triples in 88 games in a season that included a trip to the disabled list...saw action at all four infield positions with 49 games at shortstop, 33 at third base, four at first base and one at second base...hit .330 against left-handed pitching, the seventh-best mark in the American League among players with at least 115 plate appearances against lefties...hit an AL-best .368 in April and led the Sox with a .574 slugging percentage, which was 10th-best in the AL...was on the 15-day DL with a left shoulder strain from June 17 to Aug. 7...began a 5-4-3 triple play in game two of a doubleheader Aug. 16 against Tampa Bay...it was just the second triple play turned by Boston since 1980 and the club's first since shortstop John Valentin's unassisted triple play July 8, 1994 against Seattle.

**2010**—Started the season on the disabled list with mononucleosis but hit .287 with nine home runs in 55 games after joining the Red Sox on July 21...made 24 starts at second base and 21 at shortstop...also appeared in seven games at first base, his first action at the position at the Major

League level, and one at third base...posted a career-high, 16-game on-base streak, July 26-Aug. 21...hit his first career walk-off home run to lead off the bottom of the 11th inning Aug. 21 off Toronto's Casey Janssen...reached base safely in 23 consecutive starts from Aug. 27-Sept. 29...notched his first career multi-homer games Sept. 14 at Seattle and Oct. 3 against New York (AL).

**2009**—Limited to 32 games with the Big League club due to two trips to the disabled list...made an Opening Day roster for the first time in his career...appeared at second base (2 games), third base (4 games) and shortstop (26 games) for the second straight season...made his first career Opening Day start April 7 against Tampa Bay...was placed on the 15-day DL April 12 with a left wrist sprain...underwent an ulnar styloid excision and arthroscopic ligament repair on that wrist April 21...reinstated from the DL July 8 and optioned to Short-Season Single-A Lowell...recalled by the Sox from Triple-A Pawtucket July 18 but appeared in only 14 games before returning to the DL Aug. 7 with ulnar neuritis in his left wrist...reinstated Sept. 8...belted his first career grand slam off Chris Perez on the final day of the regular season, Oct. 4 against Cleveland...played in all three of Boston's ALDS games against Los Angeles but made no starts.

**2008**—Saw his first Major League action, playing most of the year with the Red Sox...finished among American League rookie leaders in doubles (5th, 25), triples (t-6th, 3), walks (8th, 35) and extra-base hits (10th, 30)...played with a non-displaced fracture in his left wrist for much of the season...appeared in 49 games at shortstop, 45 at third base and three at second base...became just the second switch-hitter to play at least 30 games at both shortstop and third base in his first ML season, joining Carlos Baerga (1990)...set a ML record for rookie shortstops by handling 155 chances without an error...selected to the ML roster April 10...started at third base in his ML debut April 15 at Cleveland and knocked a two-run single off Rafael Perez in the seventh inning for first hit...finished the game with three RBI, which was the most by a Red Sox in his first ML game since Merrill Combs also had three Sept. 12, 1947...connected for his first ML homer off Glen Perkins May 10 at Minnesota...optioned to Pawtucket May 11 and rejoined Boston July 12...made eight starts at shortstop in the postseason and hit .207 with two RBI in nine games overall...hit safely in each of his three ALDS games (.364), including a walk-off RBI single in the ninth inning of Game 4 to give the Sox a 3-2 win and clinch the series, 3-1...became just the fourth rookie ever to end a postseason series with a walk-off hit.

**2007**—Named the Red Sox Minor League Offensive Player of the Year, hitting a combined .298 with 47 doubles, 13 homers, 70 RBI and 82 runs in 133 games between Double-A Portland and Triple-A Pawtucket...named both a Minor League All-Star and Double-A All-Star by *Baseball America*...was selected to the Eastern League All-Star Game...played for the Mesa Solar Sox in the Arizona Fall League, hitting .163 with 14 RBI in 24 games...prior to the season, rated the No. 5 prospect in the Red Sox organization according to *Baseball America*.

**2006**—Spent the entire year with Single-A Wilmington...tied for fourth in the Carolina League with six triples...for the second straight year, won Boston Minor League Quality Plate Appearances Award for the month of August...hit .327 with nine doubles, two homers, three triples and 12 walks in the month...hit .231 in three postseason games for the Blue Rocks...entered 2006 as the No. 9 prospect in the Red Sox system, according to *Baseball America*.

**2005**—In his first pro campaign, named a New York-Penn League All-Star with Short-Season Single-A Lowell...led the league with a .429 on-base percentage and tied for fifth with a .328 batting average...won the organization's Quality Plate Appearances Award in August, hitting .341 with 21 walks compared to 13 strikeouts in 25 games.

## PERSONAL/MISCELLANEOUS

Jed Carlson Lowrie...graduated from North Salem HS in Oregon...went on to attend Stanford University where he earned First-Team All-American and All-Pac-10 honors from *Baseball America* in both 2004 and 2005...hit .338 with 47 doubles, 31 homers, 162 RBI and 143 runs scored in 179 games over three seasons while with the Cardinal...named a *Baseball America* Pre-season First-team All-American on three occasions...as a sophomore in 2004, captured Pac-10 Player of the Year honors after winning the conference Triple Crown with a .399 batting average, 17 home runs and 68 RBI...was a 2004 national semifinalist for the Dick Howser Trophy, presented an-



## WILD CARD RECORD

Year	Club/Opp.	AVG.	G	AB	R	H	2B	3B	HR	RBI	SH	SF	HP	BB	SO	SB	CS	SLG	OBP	E
2014	OAK vs. KC	.000	1	5	0	0	0	0	0	0	1	0	0	0	0	0	0	.000	.000	0
2015	HOU vs. NYY	.000	1	1	0	0	0	0	0	0	0	0	0	0	0	0	0	.000	.000	0
2018	OAK vs. NYY	.000	1	4	1	0	0	0	0	0	0	0	0	0	1	0	0	.000	.000	0
<b>Totals</b>		<b>.000</b>	<b>3</b>	<b>10</b>	<b>1</b>	<b>0</b>	<b>0</b>	<b>0</b>	<b>0</b>	<b>0</b>	<b>1</b>	<b>0</b>	<b>0</b>	<b>0</b>	<b>1</b>	<b>0</b>	<b>0</b>	<b>.000</b>	<b>.000</b>	<b>0</b>

## DIVISION SERIES RECORD

Year	Club/Opp.	AVG.	G	AB	R	H	2B	3B	HR	RBI	SH	SF	HP	BB	SO	SB	CS	SLG	OBP	E
2008	BOS vs. LAA	.364	3	11	2	4	0	0	0	1	0	0	1	1	3	0	0	.364	.462	1
2009	BOS vs. LAA	.000	3	2	0	0	0	0	0	0	0	0	0	0	1	0	0	.000	.000	0
2013	OAK vs. DET	.150	5	20	2	3	1	0	1	3	0	0	2	7	0	0	0	.350	.227	0
2015	HOU vs. KC	.000	3	3	0	0	0	0	0	0	0	0	0	0	1	0	0	.000	.000	0
<b>Totals</b>		<b>.194</b>	<b>14</b>	<b>36</b>	<b>4</b>	<b>7</b>	<b>1</b>	<b>0</b>	<b>1</b>	<b>4</b>	<b>0</b>	<b>0</b>	<b>1</b>	<b>3</b>	<b>12</b>	<b>0</b>	<b>0</b>	<b>.275</b>	<b>.194</b>	<b>1</b>

## LEAGUE CHAMPIONSHIP SERIES RECORD

Year	Club/Opp.	AVG.	G	AB	R	H	2B	3B	HR	RBI	SH	SF	HP	BB	SO	SB	CS	SLG	OBP	E
2009	BOS vs. TB	.111	6	18	2	2	1	0	0	1	0	1	0	4	4	0	0	.167	.261	0

## ALL-STAR GAME RECORD

Year	Club/Site	AVG.	G	AB	R	H	2B	3B	HR	RBI	SH	SF	HP	BB	SO	SB	CS	SLG	OBP	E
2018	A.L./WAS	.000	1	2	0	0	0	0	0	0	0	0	0	1	0	0	0	.000	.333	0

## LOWRIE'S CAREER BESTS

**Hits:** 4 (nine times), last: June 26, 2018 at Detroit

**Home Runs:** 2 (three times), May 8, 2017 vs. Los Angeles (AL); October 3, 2010 vs. New York (AL); September 14, 2010 at Seattle

**Runs Batted In:** 5, September 19, 2017 at Detroit

**Stolen Bases:** 1 (seven times), last: April 8, 2015 vs. Cleveland

**Hitting Streak:** 12, August 18 to 30, 2013

**Hitless Streak (At Bats):** 28, August 19 to 31, 2015

**Game Ending RBI:** 5, September 8, 2017 vs. Houston (single); May 8, 2017 vs. Los Angeles-AL (home run); September 6, 2014 vs. Houston (single), August 21, 2010 vs. Toronto (home run), August 1, 2008 vs. Oakland (single)

**Grand Slams:** 3, September 19, 2017 at Detroit (Alex Wilson); September 6, 2015 vs. Minnesota (Trevor May), October 4, 2009 vs. Cleveland (Chris Perez)

**Pinch-Hit Home Runs:** 1, September 13, 2015 at Los Angeles-AL (Huston Street)

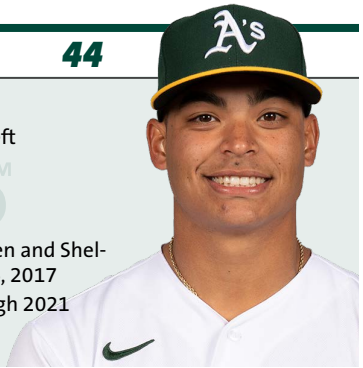
**Inside-The-Park Home Runs:** None

**Lead Off Home Runs:** None

## OAKLAND A'S FIVE-HIT GAMES

Bert Campaneris at Washington, August 9, 1968  
 Reggie Jackson at Boston, June 14, 1969  
 Sal Bando at Seattle, July 17, 1969  
 Tito Francona at Chicago, September 12, 1969  
 Sal Bando at Seattle, September 30, 1969  
 Joe Rudi vs. Minnesota, September 22, 1970  
 Dave Duncan vs. Boston, July 12, 1972  
 Claudell Washington at Detroit, August 30, 1974  
 Bert Campaneris at Boston, August 22, 1976  
 Jim Essian at Texas, July 1, 1979  
 Tony Phillips at Baltimore, May 16, 1986  
 Stan Javier vs. Cleveland, July 18, 1988  
 Luis Polonia at Kansas City, September 9, 1988  
 Dave Henderson at California, April 16, 1991  
 Rickey Henderson vs. Texas, September 29, 1991  
 Carney Lansford at California, September 8, 1992

Geronimo Berroa at Minnesota, April 10, 1994  
 Jason Giambi at Seattle, July 2, 1996  
 Dave Magadan vs. New York (AL), August 27, 1997  
 Ben Grieve at Cleveland, April 29, 1998  
 Mike Stanley at Toronto, September 4, 2000  
 Miguel Tejada vs. Texas, June 19, 2003  
 Eric Byrnes at San Francisco, June 29, 2003  
 Mark Kotsay vs. Seattle, April 30, 2005  
 Eric Chavez at Atlanta, June 12, 2005  
 Adam Kennedy at Boston, July 28, 2009  
 Mark Ellis at Baltimore, August 10, 2009  
 Adam Kennedy vs. Chicago (AL), August 15, 2009  
 Ryan Sweeney vs. Cleveland, May 5, 2011  
 Hideki Matsui at New York (AL), July 24, 2011  
 Josh Donaldson at Chicago (AL), September 9, 2014



**LEFT-HANDED PITCHER**

**Height/Weight:** 6-0 / 218

**Bats/Throws:** Left / Left

**Birthdate:** September 30, 1997

**Opening Day Age:** 23

**Birthplace/Resides:** Lima, Peru / Parkland, Florida

**Major League Service:** 1 year, 21 days

**Obtained:** Acquired from Washington with Blake Treinen and Sheldon Neuse for Sean Doolittle and Ryan Madson, July 16, 2017

**Contract Status:** First year of a one-year contract through 2021

[@Baby\\_Jesus9](#) [Updated Stats](#)

**CAREER HIGHLIGHTS**

Was selected by Washington in the 3rd round of the 2016 First-Year Player Draft and was traded to Oakland July 16, 2017...made his Major League debut with the A's during a September call-up in 2019 and is 3-2 with two saves and a 3.68 ERA in 18 games, including nine starts, in two seasons with Oakland...is 14-7 with a 2.53 ERA in 46 games, including 43 starts, in three seasons in the minors...has 234 strikeouts in 195.2 innings (10.76 strikeouts per nine innings)...was a Texas League Midseason and Postseason All-Star in 2018...started for the World Team in the 2018 Futures Game...was named the A's number one prospect by *Baseball America* following the 2018 and 2019 seasons after being ranked number five in 2017.

**2020 HIGHLIGHTS**

Went 3-2 with a 4.12 ERA in 12 games, including nine starts, in his rookie campaign...ranked second among Major League rookies in strikeouts (59) and innings pitched (59.0), tied for fifth in games and tied for ninth in wins and games started...walked just 17 batters in 59.0 innings (2.59 per nine innings) and now has 20 walks in 71.0 career innings (2.54 per nine innings)...walked two batters or fewer in 11 of his 12 appearances in 2020 and 17 of 18 in his career...however, surrendered nine home runs, which tied for fifth most among ML rookies...had a .257 opponents batting average, which broke down to .256 (45-for-176) against right-handed hitters compared to .260 (13-for-50) against left-handers...surrendered eight of his nine home runs and issued 15 of his 17 walks to righties...has allowed nine of his 10 career home runs and has 17 of his 20 walks against righties...six of his nine home runs were solo shots...his opponents average increased to .317 with runners in scoring position, including .421 with RISP and two outs...opponents hit .322 when leading off an inning but he walked just three...has walked just four batters to lead off an inning in his career...went 3-1 with a 2.40 ERA, .215 opponents batting average and .595 OPS in eight games, six starts, at home compared to 0-1 with an 8.15 ERA, .338 opponents average and 1.032 OPS in four games, three starts, on the road...allowed three home runs in 41.1 innings at home, six in 17.2 innings on the road...is now 3-1 with a 2.34 ERA in nine career appearances in the Coliseum, 0-1 with a 5.65 ERA in nine games on the road...had a .228 opponents batting average the first time through the lineup, .280 with six of his nine home runs after that...now has a .204 career opponents average the first time through the lineup...has allowed 12 of his 27 runs in the fourth and fifth innings...has a 2.67 ERA over the first three innings of a game and a 6.89 ERA in the fourth and fifth...has a 3.86 ERA from the sixth inning on, which includes his relief appearances...pitched in relief in his first two appearances of the season, made nine consecutive starts from Aug. 4 to Sept. 19 and then pitched in relief in his final outing...was 3-2 with a 3.83 ERA in his nine starts, 0-0 with a 5.59 ERA in three relief appearances...the A's were 6-3 (.667) in his starting assignments...first batters faced were 2-for-3 (.667) with a double in his three relief appearances...received no run support in three of his starts and had two runs of support or fewer in six of his nine starts...had 22 runs of support in 12 games and 59.0 innings overall...his season run support average of 3.36 was ninth lowest in the majors among pitchers with 50 or more innings pitched...was 1-1 with a 3.09 ERA in six games against the American League West compared to 2-1 with a 5.33 ERA in six games against National League West...the six interleague games are the first of his career...is 1-1 with a 2.66 ERA in 12 career games against the AL.

**OAKLAND:** Began the season pitching out of the bullpen and tossed 3.0 scoreless innings in his first outing on July 25 against Los Angeles (AL)...tossed 3.2 innings in his next relief appearance on July 29 against Colorado...did not allow a run in the sixth or seventh inning before yielding a RBI double to Blackmon in the eighth...that snapped his scoreless streak at a career-high 12.0 innings dating back to Sept. 21, 2019...made his first Major League start Aug. 4 against Texas...tossed 5.0 scoreless innings and allowed just two hits and two walks, but had a no decision in the A's 5-1 win...at the age of 22 years and 309 days, he was the youngest Athletic pitcher to start a game since Brett Anderson was 22 years, 243 days on Oct. 2, 2010...recorded his first big league win in his second start, a 7-2 A's win over Houston on Aug. 9...at the age of 22 years and 314 days, he was the youngest Athletic pitcher to win a game since Anderson in that Oct. 2, 2010 game...allowed a two-run home run to Gurriel in 5.2 innings of work...allowed a career-high six runs on a career-high nine hits in 3.1 innings at San Francisco on Aug. 14 but had a no decision in the A's 8-7 win in 10 innings...it was the shortest start of his career...struck out a career-high seven batters in 6.1 scoreless innings against Arizona on Aug. 19 for his second win...it was his first of five games with seven strikeouts...was charged with the only two losses of his career in back-to-back starts on Aug. 24 at Texas and Sept. 4 against San Diego...tossed a career-high 100 pitches in a career-high 7.0 innings against Houston Sept. 9...allowed just two runs but had a no decision in the A's 3-2 win...allowed a career-high three home runs in the first game of the Sept. 14 doubleheader at Seattle...combined with Diekman, Soria and Trivino on a six-hit shutout in the A's 6-0 win over San Francisco in his final start on Sept. 19 against San Francisco...then pitched in relief of Mike Fiers on Sept. 24 at Los Angeles (NL) to provide rotation flexibility for the postseason...walked three batters in 3.0 innings of relief, which was the first time he issued more than two free passes in a game...did not strike out a batter for the first time in his career...was 0-1 with a 8.22 ERA in two postseason starts...joins Jarrod Parker (2012) and Sonny Gray (2013) as the only rookie pitchers in Athletics history to make two postseason starts...allowed four home runs, which ties the Athletics record for a single postseason (fifth time, last: Dave Stewart, 1989)...started Game 1 of the AL-WCS against Chicago on Sept. 29 and was the losing pitcher in the A's 4-1 loss (3.1 ip, 6 h, 3 r, 3 er, 5 so, 2 hr)...the start came one day before his 23rd birthday, making him eighth youngest pitcher in Athletics history to start a postseason game...was the youngest since Barry Zito started Game 4 of the 2000 ALDS at the age of 22 years, 147 days...then had a no decision in the A's 9-7 win over Houston in Game 3 of the ALDS on Oct. 7 at Dodger Stadium (4.1 ip, 5 h, 4 r, 4 er, 2 bb, 2 so, 2 hr).

## CAREER

**2019**—Had his season interrupted twice by a strained left shoulder but, after going 2-1 with a 2.51 ERA and .221 opponents batting average in 11 games (nine starts) with three minor league teams, he was selected by Oakland on Sept. 9 after Las Vegas concluded its season...had no decisions, two saves, a 1.50 ERA and .119 opponents batting average in six relief appearances in his Major League debut...struck out 16 batters in 12.0 innings (12.00 per nine innings) and walked just three for a .196 on-base percentage...allowed two doubles and one home run for a .238 slugging percentage...left-handed hitters were 1-for-14 (.071) with no extra base hits, one walk and a .205 OPS...right-handed hitters batted .143 with a .547 OPS...opponents hit .138 with his lone home run with the bases empty, .077 with runners on...they were 1-for-8 (.125) with runners in scoring position...allowed a .095 average with two strikes...did not inherit any runners and first batters faced were 1-for-5 (.200) with a walk...made his debut on Sept. 11 at Houston and tossed a season-high 3.0 innings...allowed one run on one hit, a Martin Maldonado solo home run in the sixth inning...did not walk a batter and struck out two...fanned the first batter he faced, Aledmys Díaz...at the age of 21 years, 346 days, he became the youngest A's pitcher since Brett Anderson on Oct. 1, 2009 (21 years, 242 days)...became the first player born in Peru in ML history...in his second outing, he tossed the final three innings of the A's 6-1 win at Texas on Sept. 15 for his first professional save...at the age of 21 years, 350 days, he became the youngest A's pitcher to save a game since Houston Street on July 8, 2005 (21 years, 340 days)...allowed one run and struck out a season-high four...did not allow a run over his final four games and finished the season with a 7.0-inning scoreless streak...tossed 1.0 inning twice, 2.0 innings twice and 3.0 innings twice...tossed 3.0 scoreless innings of relief in the AL Wild Card game on Oct. 2 against Tampa Bay (1 h, 2 bb, 4 so)...the appearance came two days after his 22nd birthday, making him the second-youngest pitcher in Oakland postseason history...Rich Harden had two outings in 2003, with the youngest coming at 21 years and 305 days...was rated as the A's number one prospect by *Baseball America* following the season...was a non-roster invitee with the A's during the spring and had

a 0.93 ERA in four games before he was shut down with a supraspinatus muscle strain...was assigned to Single-A Stockton June 11 and appeared in two games with the Ports and three with Las Vegas before going on the injured list July 4...made one rehab start with the AZL A's Green before he was reinstated from the IL Aug. 10 and sent to Stockton...moved back to Las Vegas Aug. 15...combined to strike out 57 batters in 43.0 minor league innings (11.93 per nine innings)...walked just eight (1.67 per nine innings) for a strikeout-to-walk ratio of 7.13...his opponents batting average broke down to .132 against left-handed hitters compared to .248 with all four of his home runs against right-handers...had a .379 OPS against lefties, .675 against righties...all four of the home runs were solo shots...yielded a .132 average with runners in scoring position...tossed fewer than five innings in nine of his 11 appearances, but logged at least two innings each time...surrendered one run or fewer eight times...his only two relief appearances came in his first two outings with Stockton on June 11 against San Jose (3.0 scoreless innings) and June 16 at Modesto (nine strikeouts in 4.0 innings)...was transferred to Las Vegas June 22 and went 1-0 with a 3.65 ERA in three starts before going on the IL July 4 with a Grade 2 latissimus dorsi muscle strain...made a rehab start with the A's Green squad in the Arizona Rookie League on Aug. 5 against the White Sox...was sent to Stockton for one start on Aug. 10 against Rancho Cucamonga and pitched 3.0 scoreless and hitless innings while striking out seven...returned to Las Vegas Aug. 15...went 0-0 with a 1.17 ERA over his final three regular season starts...struck out a season-high 10 batters and did not issue a walk in a season-high 6.0 innings in his final start on Aug. 30 against Tacoma...also had a season-high 93 pitches...started Game 3 of the Pacific Coast League Conference Championship Series against Sacramento on Sept. 6 and was the winning pitcher in the Aviators 11-4 victory (5.2 ip, 7 h, 1 r, 1 er, 2 bb, 7 so).

**2018**—Made both his Double-A and Triple-A debut in just his second professional season...pitched for three different clubs in the A's farm system and combined for a 10-5 record and a 2.88 ERA in 23 starts with Single-A Stockton, Double-A Midland and Triple-A Nashville...struck out 129 batters in 109.1 innings, an average of 10.62 per nine innings...walked 30 for a strikeout-to-walk ratio of 4.3...surrendered just seven home runs (0.58 per nine innings)...ranked third in the A's farm system in ERA, tied for third in wins and fourth in strikeouts...was named a MiLB.com organization All-Star...allowed a .220 opponents batting average, including .213 against right-handed hitters compared to .250 against left-handers...surrendered six of his seven home runs to righties...yielded a .208 average with runners in scoring position...began the season at Stockton and was 2-1 with a 1.23 ERA in three starts when he was promoted to Midland on April 23...spent most of the season with the RockHounds, going 7-3 with a 2.29 ERA and .204 opponents batting average in 16 starts...the ERA was the lowest in the Texas League during his time at Double-A (April 23-Aug. 1)...also ranked second in opponents batting average, third in wins and fifth in strikeouts (86)...was named to the TL Midseason and Postseason All-Star teams...was promoted to Nashville Aug. 2 and was 1-1 with a 7.31 ERA in four starts with the Sounds...tossed five innings or fewer in all but one start...struck out a season-high 10 batters in 5.0 innings in his second start on April 11 against Rancho Cucamonga...followed that with 5.0 scoreless and hitless innings April 17 at Modesto before being promoted to Midland April 23...allowed one run or fewer in 10 consecutive starts from June 6 to Aug. 6 (includes one start with Nashville)...yielded just four runs total over that span and went 6-1 with a 0.53 ERA and .180 opponents batting average...won each of his final six decisions during that streak...allowed three hits or fewer in eight consecutive starts from June 6 to July 19 (19-for-140, .136)...had a 28.0-inning scoreless streak from June 17 to July 25...tossed a season-high 6.0 scoreless innings and allowed just three hits and one walk while matching his season high with 10 strikeouts on July 9 at Springfield...it was his only outing longer than five innings...started for the World Team in the All-Star Futures game in Washington, DC on July 15 (2.0 ip, 3 h, 1 r, 1 er, 0 bb, 2 so)...was promoted to Nashville Aug. 2 and tossed 5.0 scoreless innings for the win in his first start on Aug. 6 against Sacramento...was named the A's number one prospect by *Baseball America* following the season...was listed number seven on *Baseball America's* Top 100 Prospects listed and number 14 by MLB.com.

**2017**—Pitched for three different teams in two organizations in his professional debut and was a combined 2-1 with a 1.66 ERA and .216 opponents batting average in 12 games, including 11 starts...struck out 48 batters in 43.1 innings (9.97 strikeouts per nine innings) and walked just five (1.04 per nine innings)...yielded two home runs...allowed a .190 average against left-handed hitters and .171 with runners in scoring position...had a 0.82 ERA in the first inning and did not al-

low a run in the second inning (12.0 ip)...began the season with the Nationals affiliate in the Gulf Coast Rookie League and went 1-0 with a 1.32 ERA in three starts...made his professional debut June 28 against the Marlins (4.0 ip, 4 h, 1 r, 1 er, 0 bb, 7 so)...was credited with his first win July 10 against the Astros when he allowed one run on four hits in a season-high 5.0 innings...was traded to the Oakland A's with pitcher Blake Treinen and minor league infielder Sheldon Neuse for pitchers Sean Doolittle and Ryan Madson on July 16 and was assigned to the A's affiliate in the Arizona Rookie League...went 0-1 with a 1.54 ERA in four games, including three starts...was promoted to Vermont of the Short Season New York-Penn League Aug. 9 and was 1-0 with a 2.00 ERA in five starts with the Lake Monsters...started and won Game 2 of the New York-Penn League Semifinals in the Lake Monsters two-game sweep of Hudson Valley...tossed 5.0 scoreless innings and allowed one hit and one walk while striking out five...was rated as the A's fifth-best prospect by *Baseball America* following the season.

**2016**—Did not pitch after undergoing “Tommy John” surgery while in high school.

## PERSONAL/MISCELLANEOUS

Jesús G. Luzardo was originally signed by Washington scout Alex Morales...graduated from Stoneman Douglas (FL) High School...went 4-0 with a 0.66 ERA in four starts as a senior in 2016 before undergoing “Tommy John” ligament replacement surgery on March 22, 2016...the surgery was performed by Dr. James Andrews.

## LIFETIME PITCHING RECORD

Year	Club	W	L	ERA	G	GS	CG	SHO	SV	IP	H	R	ER	HR	HB	BB	IBB	SO	WP	BK
2016	GCL Nationals	(Injured — did not pitch)																		
2017	GCL Nationals	1	0	1.32	3	3	0	0	0	13.2	14	2	2	1	0	0	0	15	2	1
	AZL Athletics	0	1	1.54	4	3	0	0	0	11.2	9	2	2	0	1	1	0	13	1	0
	Vermont	1	0	2.00	5	5	0	0	0	18.0	12	5	4	1	2	4	0	20	0	0
2018	Stockton	2	1	1.23	3	3	0	0	0	14.2	6	2	2	0	0	5	0	25	0	0
	Midland	7	3	2.29	16	16	0	0	0	78.2	58	22	20	5	3	18	0	86	2	2
	Nashville	1	1	7.31	4	4	0	0	0	16.0	25	13	13	2	1	7	0	18	1	1
2019	AZL A's Green	0	0	0.00	1	1	0	0	0	2.0	1	0	0	0	0	0	0	5	0	0
	Stockton	1	0	0.90	3	1	0	0	0	10.0	6	1	1	1	0	0	0	18	1	0
	Las Vegas	1	1	3.19	7	7	0	0	0	31.0	29	12	11	3	0	8	0	34	3	0
	OAKLAND	0	0	1.50	6	0	0	0	2	12.0	5	2	2	1	1	3	0	16	2	0
2020	OAKLAND	3	2	4.12	12	9	0	0	0	59.0	58	27	27	9	3	17	1	59	3	1
<b>Major League Totals</b>		<b>3</b>	<b>2</b>	<b>3.68</b>	<b>18</b>	<b>9</b>	<b>0</b>	<b>0</b>	<b>0</b>	<b>71.0</b>	<b>63</b>	<b>29</b>	<b>29</b>	<b>10</b>	<b>4</b>	<b>20</b>	<b>1</b>	<b>75</b>	<b>5</b>	<b>1</b>
<b>Minor League Totals</b>		<b>14</b>	<b>7</b>	<b>2.53</b>	<b>46</b>	<b>43</b>	<b>0</b>	<b>0</b>	<b>0</b>	<b>195.2</b>	<b>160</b>	<b>59</b>	<b>55</b>	<b>13</b>	<b>7</b>	<b>43</b>	<b>0</b>	<b>234</b>	<b>10</b>	<b>4</b>

## CAREER TRANSACTIONS

**2016** — Selected by the Washington Nationals organization in the 3rd round of the First-Year Player Draft.

**2017** — Traded to the Oakland Athletics with pitcher Blake Treinen and minor league infielder Sheldon Neuse for pitchers Sean Doolittle and Ryan Madson, July 16.

## WILD CARD RECORD

Year	Club/Opp.	W	L	ERA	G	GS	CG	SHO	SV	IP	H	R	ER	HR	HB	BB	IBB	SO	WP	BK
2019	OAK vs. TB	0	0	0.00	1	0	0	0	0	3.0	1	0	0	0	0	2	0	4	0	0
2020	OAK vs. CWS	0	1	8.10	1	1	0	0	0	3.1	6	3	3	2	0	0	0	5	0	0
<b>Totals</b>		<b>0</b>	<b>1</b>	<b>4.26</b>	<b>2</b>	<b>1</b>	<b>0</b>	<b>0</b>	<b>0</b>	<b>6.1</b>	<b>7</b>	<b>3</b>	<b>3</b>	<b>2</b>	<b>0</b>	<b>2</b>	<b>0</b>	<b>9</b>	<b>0</b>	<b>0</b>

## DIVISION SERIES RECORD

Year	Club/Opp.	W	L	ERA	G	GS	CG	SHO	SV	IP	H	R	ER	HR	HB	BB	IBB	SO	WP	BK
2020	OAK vs. HOU	0	0	8.31	1	1	0	0	0	4.1	5	4	4	2	0	2	0	2	0	0

## LUZARDO'S CAREER BESTS

**Low Hit Complete Game:** None

**Innings Pitched:** 7.0, September 9, 2020 vs. Houston. As reliever: 3.2, July 29, 2020 vs. Colorado

**Strikeouts:** 7 (five times), last: September 19, 2020 vs. San Francisco. As reliever: 5, July 29, 2020 vs. Colorado

**Pitches:** 100, September 9, 2020 vs. Houston. As reliever: 67, July 29, 2020 vs. Colorado

**Longest Winning Streak:** 2, August 9 to 19, 2020

**Longest Losing Streak:** 2, August 24 to September 4, 2020

**Longest Scoreless Streak:** 13.0, September 15, 2019 to July 29, 2020



**INFIELDER****Height/Weight:** 5-11 / 185**Bats/Throws:** Left / Right**Birthdate:** September 25, 1993 **Opening Day Age:** 27**Birthplace/Resides:** Humacao, Puerto Rico / San Lorenzo, Puerto Rico**Major League Service:** 1 year**Obtained:** Acquired from Philadelphia for cash considerations, December 12, 2019**Contract Status:** First year of a one-year contract through 2021[@Vimael25](#) [Updated Stats](#)**CAREER HIGHLIGHTS**

Was selected by the Chicago Cubs in the 10th round of the 2015 draft and spent five seasons in the Cubs organization before he was drafted by Philadelphia in the 2019 Rule 5 Draft and immediately traded to Oakland...made his Major League debut with the A's in 2020 and hit .206 with no RBI in 24 games...is a .265 career hitter with 25 home runs and 206 RBI in 451 games in the minors...has played every position as a minor leaguer, including 153 at second base, 120 at third base, 82 at shortstop, 50 at first base, six in left field, two at pitcher and one each at catcher, center field and right field.

**2020 HIGHLIGHTS**

Was selected by the Phillies from the Cubs in the 2019 Rule 5 Draft and was traded to A's the same day...spent the entire season with Oakland and batted .206 with two doubles and no RBI in 24 games in his Major League debut...walked eight times for a .296 on-base percentage...hit .105 over his first nine games through Aug. 26, .250 over his final 15 contests...made 16 of his 18 starts in games in which the opponent started a right-handed pitcher...batted .214 (12-for-56) against right-handers and was 1-for-7 (.143) against left-handers...the one hit off a lefty was a double and he drew five of his eight walks against southpaws for a .786 OPS (.486 vs. righties)...hit .243 during the day, .154 with all eight of his walks at night...was 0-for-17 with runners in scoring position...the at bats were the most in the majors among players with no hits with RISP...had a .400 average when leading off an inning...batted .273 with no outs, .200 with one out and .125 with two outs...hit .300 over innings one through six, .043 from the seventh inning on...was 5-for-9 (.556) when putting the first pitch in play...batted .065 with two strikes...started seven games at third base, five at shortstop, four at designated hitter and two at second base...played all four infield positions as he also had two games at first base...committed two errors, both in his six games at shortstop...was 6-for-16 (.375) as a shortstop, 7-for-47 (.149) at all other positions...struck out in his only at bat as a pinch hitter...made nine starts batting eighth, five in the nine spot and four hitting seventh...played for Caguas in the Puerto Rican Winter League following the season and hit .345 with seven RBI and six walks (.435 on-base percentage) in 16 games...ranked third in the PRWL in batting and on-base percentage and tied for third in hits (20).

**OAKLAND:** Was on the A's Opening Day roster and made his Major League debut in the third game of the season on July 26 against Los Angeles (AL)...started at designated hitter and went 0-for-3 with two grounded into double plays...started at second base July 29 against Colorado, his only defensive start over his first eight games...went 0-for-8 over his first four games before singling off Kevin Gausman in the third inning Aug. 15 at San Francisco for his first Major League hit...was batting .125 over his first eight games through Aug. 18...then reached base safely in each of his next eight contests from Aug. 26 to Sept. 9...went 7-for-24 (.292) with five walks (.414 on-base percentage) during the streak...made his first three career starts at shortstop in the three-game series against San Diego from Sept. 4-6 and hit safely in all three games (3-for-11, .273)...was 3-for-3 in the second game of the doubleheader Sept. 8 against Houston for his first career multiple-hit game...doubled in the fourth inning of that contest for his first extra base hit...went 4-for-23 (.174) over his final eight games beginning Sept. 10...was on the A's roster for

the American League Wild Card Series against Chicago but did not play...was replaced by Jordan Weems on the ALDS roster.

## CAREER

**2019**—Spent most of the season at Double-A Tennessee in the Chicago Cubs organization, batting .294 with six home runs, 61 RBI and 63 walks (.403 on-base percentage) in 117 games...also had two stints with Iowa, going 8-for-25 (.320) in 12 games...combined for a .295 average, seven home runs, 65 RBI and 69 walks (.390 on-base percentage) in 129 games overall...had career highs in on-base percentage (.390), OPS (.802), hits (132), doubles (27), triples (2), extra base hits (36), walks, stolen bases (8), hit by pitches (5), intentional walks (10), sacrifice flies (7), games and at bats (447)...led the Cubs farm system in walks, tied for second in hits, tied for third in doubles and RBI, ranked fifth in total bases (184) and seventh in extra base hits...his on-base percentage was the best among Cubs full-season minor leaguers and his batting average ranked second...led the Southern League in on-base percentage (.386), tied for the lead in walks (63), tied for third in hits (124), ranked fifth in doubles (26), sixth in batting (.294) and 10th in RBI (61) and OPS (.789)...was named to the SL Midseason All-Star team...batted .302 with six of his seven home runs against right-handed pitching compared to .281 against left-handers...had a .375 batting average with runners in scoring position, including .383 with RISP and two outs...was 5-for-8 (.625) with three doubles and a home run with the bases loaded...hit six of his seven home runs in his home ballparks...batted .320 at home with Tennessee...had a .328 average during the day...started 45 games at shortstop, 43 at second base, 23 at third base, six at first base and one at catcher...made eight errors at shortstop (.949 fielding percentage), three at third base (.940), three at second base (.984) and one at first base (.984)...also played one game at each outfield position, all in one game on Aug. 30 when he played every position except pitcher...went 2-for-9 (.222) in two games at designated hitter and was 1-for-3 (.333) as a pinch hitter...hit in every spot in the order except sixth...saw most of his time batting second (47 games), third (39 games) and fifth (24 games)...began the year at Tennessee and hit safely in each of his first four games (4-for-13, .308) before he was transferred to Iowa April 11...went 6-for-19 (.316) with four walks in 10 games before he was sent back to Tennessee April 26...struck out just once in 75 plate appearances over a 19-game stretch from April 28 to May 18...hit .405 (34-for-84) over a 22-game span from May 2 to 26...was a perfect 4-for-4 with a walk, two doubles, a triple and three RBI May 17 at Jackson...had another four hit game May 22 against Pensacola...was named SL Player of the Week for the week of May 20-26 after going 10-for-21 (.476) with six runs, six RBI and four walks in five games...scored a career-high tying three runs May 31 at Biloxi (fifth time)...earned SL Player of the Month honors in May after hitting .369 with 12 doubles, one triple, one home run and 17 RBI in 27 games (.440 on-base percentage, .527 slugging percentage, .981 OPS)...had an 11-game hitting streak from June 6-21 (15-for-44, .341)...stole two bases in a game for the first time in his career, June 14 at Pensacola...started at second base for the North in the SL All-Star Game June 18 and went 2-for-5 with a run scored...hit his first career grand slam and collected a season-high four RBI June 25 at Chattanooga...singled, walked a career-high tying three times and had a sacrifice fly in five plate appearances at Chattanooga on July 30...hit safely in each of his final 14 games with Tennessee from Aug. 16-31, which was his longest hitting streak of the season...went 19-for-53 (.358) with 11 RBI, nine runs and nine walks during the streak...played every position except pitcher Aug. 30 at Mobile...started the game at catcher, his first career appearance behind the plate...then played, in order, one inning at third, short, second, first, left, center and right, before returning to third base in the ninth inning...it was also his first career appearances in center and right...went 2-for-4 with a RBI in the game, a 5-4 Smokies win...was moved up to Iowa Sept. 1 and was 2-for-6 (.333) with a home run and four RBI in two regular season games...then went 8-for-23 (.348) with two doubles, two home runs, two RBI, two walks and two stolen bases in five games for Iowa in the Pacific Coast League Semifinals against Round Rock...played for Caguas in the Puerto Rican Winter League following the season and batted .333 with 10 RBI in 28 games.

**2018**—Began the year at Single-A Myrtle Beach and was hitting .209 with two home runs and 14 RBI in 33 games when he was moved up to Double-A Tennessee May 16...batted .220 with five home runs and 28 RBI in 79 games with the Smokies and combined for a .217 average, seven home runs and 42 RBI in 112 games overall...added 67 walks for a .343 on-base percentage...ranked third in the Cubs farm system in walks...struck out a career-high 77 times...hit .217 with

all seven of his home runs against right-handed pitching, .215 against left-handers...batted .264 on the road .278 with runners on and .316 with runners in scoring position and two outs...connected for five of his seven home runs after the All-Star Break...started games at all four infield positions (48 at second base, 20 at third base, 12 at first base, five at shortstop) plus one in left field...committed eight errors, including four as a second baseman (.980 fielding percentage)...also hit .269 in 14 games at designated hitter and was 2-for-6 (.333) with a walk and a RBI as a pinch hitter...saw his most action with 32 games batting second and 25 hitting third...had a 16-game reaching base streak from April 12 to May 2...went 18-for-52 (.346) with 20 walks (.434 on-base percentage) during the streak...was 4-for-6 with three RBI April 14 at Down East, his first of two four-hit games...batted .257 in April but walked 18 times in 22 games to fuel a .416 on-base percentage...went 17-for-34 (.500) with 10 RBI and eight walks over a 13-game span from May 23 to June 6...was a perfect 4-for-4 with a career-high three doubles July 22 at Biloxi...hit .314 with two home runs, 14 RBI and 19 walks (.413 on-base percentage) in 34 games for Caguas in the Puerto Rican Winter League.

**2017**—Played for the Cubs two Single-A affiliates at South Bend and Myrtle Beach and combined to hit .303 with 11 home runs and 72 RBI in 117 games...had career highs in batting, slugging (.438), home runs, RBI and runs scored (65)...led the Cubs farm system in hits (130), ranked third in RBI, tied for fifth in runs and sixth in total bases (188)...hit .342 on the road, .323 in the seventh inning or later and .315 with runners in scoring position...started 36 games at third base, 26 at second base, 22 at first base, four at shortstop and one in left field...also pitched once...made his second career appearance as a pitcher in the second game of an April 7 doubleheader at West Michigan (1.2 ip, 2 h, 1 r, 1 er, 1 bb, 2 so)...hit his first career home run and drove in a career-high five runs April 26 at Lansing...it snapped a career-opening 102-game homerless streak...went 19-for-44 (.432) with 11 RBI over a 12-game stretch from May 30 to June 11...hit six of his 11 home runs and had 21 RBI over a 15-game stretch from June 29 to July 14...batted .327 in June and then hit .362 in July...went 12-for-22 (.545) with nine runs, a double, two home runs and seven RBI in a four-game series at Daytona July 7-10...that included a career-high five-hit game on July 9 when he also drove in four runs...hit safely in each of his final seven games at South Bend before he was promoted to Myrtle Beach July 14...hit safely in each of his first four games with the Pelicans for an 11-game hitting streak overall...went 23-for-52 (.442) with 13 runs and 13 RBI during the streak...was 3-for-6 (.500) with a double and a walk in two postseason games.

**2016**—Began the season in extended Spring Training before joining Triple-A Iowa on June 14...had two stints on the DL and also played for Short-Season Single-A Eugene and Single-A South Bend...batted a combined .267 with no home runs and 17 RBI in 49 games...added 23 walks for a .377 on-base percentage...batted .364 with a .462 on-base percentage when leading off an inning...started 19 games at second base, 12 at third base, four at shortstop and three in left field...committed five errors, all as a second baseman...also pitched for the first time in his career on July 8 at Colorado Springs (0.1 ip, 2 h, 1 bb)...went 4-for-12 (.333) with five walks over his first nine games with Iowa before going on the disabled list June 28 with a strained right calf...was reinstated July 6, went 1-for-6 in five games, and returned to the DL with the calf injury July 12...was reinstated from the DL and transferred to Eugene July 19...went 6-for-14 (.429) in four games before he was moved up to South Bend July 26...was 2-for-9 (.222) with a triple and two walks in three postseason games.

**2015**—Bounced between Short Season Eugene and Single-A South Bend in his professional debut and hit a combined .179 with 10 RBI in 44 games...started 18 games at third base, 17 at shortstop and five at second base...went 1-for-3 in his first game with Eugene on June 25 against Boise...had two doubles July 2 at Hillsboro, was promoted to South Bend July 3, and had two doubles the next day at Bowling Green...returned to Eugene Aug. 14 and was sent back to South Bend Aug. 25 to finish the year.

## PERSONAL/MISCELLANEOUS

Vimael Machín Soto was originally signed by Cubs scout Billy Swoope...attended Puerto Rico's Baseball Academy High School...graduated from Virginia Commonwealth University where he was a three-time all-conference selection...led VCU with a .339 batting average and 53 RBI in 2015.

## LIFETIME PLAYING RECORD

Year	Club	AVG	G	AB	R	H	2B	3B	HR	RBI	SH	SF	HP	BB	SO	SB	CS	OBP	SLG	E
2015	Eugene	.188	11	32	2	6	2	0	0	3	0	0	2	1	6	1	1	.257	.250	2
	South Bend	.177	33	113	9	20	4	0	0	7	0	1	0	15	20	1	0	.271	.212	4
2016	Iowa	.278	14	18	7	5	0	0	0	1	0	0	0	7	4	0	1	.480	.278	1
	Eugene	.429	4	14	2	6	0	0	0	5	0	2	0	3	2	2	0	.474	.429	2
2017	South Bend	.243	31	103	11	25	6	0	0	11	2	0	2	13	23	3	0	.339	.301	2
	Myrtle Beach	.320	72	272	46	87	17	1	10	57	6	3	0	24	33	4	2	.371	.500	11
2018	Myrtle Beach	.274	45	157	19	43	6	0	1	15	0	0	0	16	31	0	2	.341	.331	2
	Tennessee	.209	33	110	20	23	6	0	2	14	0	2	1	28	23	1	0	.369	.318	5
2019	Tennessee	.220	79	250	30	55	10	1	5	28	2	3	39	54	2	1	.330	.328	3	
	Iowa	.294	117	422	47	124	26	1	6	61	1	7	5	63	57	8	2	.386	.403	13
2020	OAKLAND	.320	12	25	7	8	1	1	1	4	0	0	0	6	5	0	0	.452	.560	2
Major League Totals		.206	24	63	11	13	2	0	0	0	0	0	0	8	10	0	0	.296	.238	2
Minor League Totals		.265	451	1516	200	402	78	4	25	206	11	17	13	215	258	22	9	.358	.371	47

## LIFETIME PITCHING RECORD

Year	Club	W	L	ERA	G	GS	CG	SHO	SV	IP	H	R	ER	HR	HB	BB	IBB	SO	WP	BK
2016	Iowa	0	0	0.00	1	0	0	0	0	0.1	2	0	0	0	0	1	0	0	0	0
2017	South Bend	0	1	5.40	1	0	0	0	0	1.2	2	1	1	0	0	1	0	2	0	0
Minor League Totals		0	1	4.50	2	0	0	0	0	2.0	4	1	1	0	0	2	0	2	0	0

## CAREER TRANSACTIONS

**2011** — Selected by the San Diego Padres organization in the 29th round of the First-Year Player Draft; did not sign. **2015** — Selected by the Chicago Cubs organization in the 10th round of the First-Year Player Draft. **2019** — Selected by the Philadelphia Phillies in the Major League Rule 5 draft, December 12. Traded to the Oakland Athletics for cash considerations, December 12.

## WILD CARD RECORD

Year	Club/Opp.	AVG.	G	AB	R	H	2B	3B	HR	RBI	SH	SF	HP	BB	SO	SB	CS	OBP	SLG	E
2020	OAK vs. CWS																			

(On roster — did not play)

## MACHÍN'S CAREER BESTS

Hits: 3, September 8, 2020 vs. Houston

Home Runs: None

Runs Batted In: None

Stolen Bases: None

Hitting Streak: 4, August 29 to September 6, 2020

Hitless Streak (At Bats): 8, July 26 to August 11, 2020

Game Ending RBI: None

Grand Slams: None

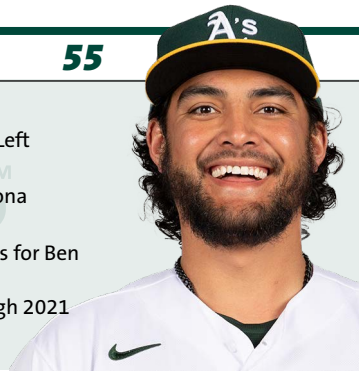
Pinch-Hit Home Runs: None

Inside-The-Park Home Runs: None

Lead Off Home Runs: None

## OAKLAND A'S PLAYERS WHO HAVE PITCHED

PLAYER	DATE	OPPONENT	SCORE	DEC	IP	H	R	ER	BB	SO
Nick Martini	July 22, 2019	at Houston	1-11	-	1.0	0	0	0	2	1
Kendrys Morales	April 20, 2019	at Toronto	1-10	-	1.0	1	1	1	1	2
Jake Smolinski	June 13, 2018	Houston	5-13	-	1.0	2	2	2	0	0
Tyler Ladendorf	June 3, 2016	at Houston	2-12	-	1.0	1	0	0	1	0
Josh Phegley	May 8, 2016	at Baltimore	3-11	-	0.2	0	0	0	0	1
Ike Davis	August 16, 2015	at Baltimore	2-18	-	1.0	1	0	0	1	1
Ike Davis	April 21, 2015	at Los Angeles (AL)	1-14	-	1.0	0	0	0	0	0
Frank Menechino	July 18, 2000	at Colorado	3-18	-	1.0	6	4	4	0	0
Kevin Seitzer	May 2, 1993	at Cleveland	2-10	-	0.1	0	0	0	0	1
Vance Law	October 2, 1991	at Kansas City	5-16	-	0.2	1	0	0	1	0
Mark Wagner	August 20, 1984	at Detroit	1-14	-	1.2	2	0	0	1	1
Garry Hancock	June 25, 1984	at Kansas City	0-16	-	1.1	0	0	0	0	0
Wayne Gross	May 18, 1983	at Minnesota	5-16	-	2.1	2	0	0	1	0
Jeff Newman	September 14, 1977	at Kansas City #2	0-6	-	1.0	1	0	0	0	0

**LEFT-HANDED PITCHER****Height/Weight:** 6-5 / 245**Bats/Throws:** Right / Left**Birthdate:** February 1, 1992**Opening Day Age:** 29**Birthplace/Resides:** Valparaiso, Indiana / Phoenix, Arizona**Major League Service:** 4 years, 157 days**Obtained:** Acquired from Kansas City with Aaron Brooks for Ben Zobrist and cash, July 28, 2015**Contract Status:** First year of a one-year contract through 2021 [seanmanaea](#)  [Updated Stats](#)**CAREER HIGHLIGHTS**

Made his Major League debut with Oakland in 2016 and is 39-31 with a 3.85 ERA in 97 games, 96 starts, in five seasons with the A's...was originally drafted by Kansas City as a Competitive Balance pick following the first round of the 2013 draft and was dealt to the A's just prior to the 2015 trading deadline in the Ben Zobrist deal...tossed the seventh no-hitter in Oakland history and the 12th in Athletics history on April 21, 2018 against Boston...pitched in the Arizona Fall League in 2015 and started for the East in the AFL Fall Stars Game...led the Carolina League and the Royals farm system with 146 strikeouts in 2014...was rated as the Royals number six prospect by *Baseball America* following the 2013 season and number three after 2014...was rated as the A's number two prospect following the 2015 season.

**2020 HIGHLIGHTS**

Went 4-3 with a 4.50 ERA in 11 starts...the ERA was the highest of his career as was his .270 opponents batting average...his .427 slugging percentage matched his high...went 4-1 with a 2.65 ERA and .234 opponents batting average over his final six starts dating back to Aug. 20...the wins tied for fourth most in the majors over that span...went 0-2 with a 7.65 ERA and .325 opponents average over his first five starts...tied for the team lead in starts...walked just eight batters in 54.0 innings, an average of 1.33 walks per nine innings...that was the lowest mark of his career and was sixth lowest in the majors among pitchers with 50 or more innings pitched...struck out 45 for a career-best 5.63 strikeout-to-walk ratio...had five starts without a walk, five with one and three in his other...has walked just 47 batters in 244.1 innings over the last three years (1.73 per nine innings)...had a 2.56 ERA and .233 opponents batting average over the first three innings of his starts compared to a 7.59 ERA and .319 opponents average from the fourth inning on...in 16 starts over the last two seasons, he has a 1.70 ERA and .208 opponents batting average over innings 1-3 and a 5.50 ERA and .266 opponents average from the fourth inning on...his .270 opponents batting average broke down to .250 (13-for-52) against left-handed hitters compared to .277 (44-for-159) against right-handers...issued seven of eight walks to righties...went 2-1 with a 3.32 ERA and .182 opponents batting average in four starts during the day, 2-2 with a 5.29 ERA and .321 opponent average in seven starts at night...is now 18-5 with a 3.22 ERA and .212 opponents batting average in 36 career day games compared to 21-26 with a 4.24 ERA and .268 opponents average in 61 career starts at night...was 3-1 with a 3.91 ERA and .232 opponents batting average in five starts in Oakland, 1-2 with a 5.02 ERA and .302 opponents average in five starts on the road...is now 21-13 in his career in the Coliseum compared to 18-18 on the road...was 2-1 with a 3.33 ERA in five interleague starts compared to 2-2 with a 5.67 ERA in six starts against the American League...however, is 5-8 with a 4.03 ERA in 19 career starts against the National League compared to 34-23 with a 3.80 ERA in 78 games against the AL...had a .204 opponents batting average the first time through the lineup, .327 with seven of his eight walks after that...had a .281 batting average against batters leading off an inning but issued just one walk (.293 on-base percentage)...yielded a .222 average with the bases empty, .373 with runners on...opponents hit .375 with runners in scoring position and were 7-for-15 (.467) with RISP and two outs...entered the season with a .227 career opponents average with RISP, including .199 with RISP and two outs...allowed a .248 opponents average and four of his seven home runs with two strikes...was charged with five unearned runs, which tied for eighth most in the majors...tossed fewer than six innings in nine of his 11 starts...was 0-3 in four starts with two runs of support or fewer,

4-0 in seven starts with three or more...is now 4-29 in 47 career starts with two runs of support or fewer, 35-2 in 49 starts with support of three or more...the A's were 7-4 (.636) in his starting assignments and are 11-5 (.688) over the last two years.

**OAKLAND:** Began the season as the A's number two starter and took the loss in each of his first two starts, going 0-2 with a 7.00 ERA in July...his first loss on July 25 against Los Angeles (AL) was his first since Aug. 19, 2018 against Houston and it snapped a career-high tying five-game winning streak...lost again on July 31 at Seattle when he allowed a season-high five runs in 4.1 innings...it was the first time he lost consecutive decisions since May 25-30, 2018...then went 2-0 with a 5.06 ERA in five starts in August...walked three batters Aug. 10 at Los Angeles (AL), his only outing with more than one walk...also allowed a season-high seven hits in a season-low 2.2 innings in that contest...had his third straight no decision on Aug. 15 at San Francisco, giving him an 0-2 record, a 7.65 ERA and .325 opponents batting average over his first five starts...then won each of his next four starts from Aug. 20-Sept. 10...allowed one earned run in each start and compiled a 1.61 ERA and .210 opponents average during the winning streak, which fell one short of his career high of five...tossed a season-high 7.0 innings Sept. 10 against Houston...retired each of the first 15 batters he faced before Reddick doubled to lead off the sixth...struck out a season-high seven batters on Sept. 15 at Colorado but was the losing pitcher in the A's 3-1 loss...it snapped his four-game winning streak and it also snapped an eight-game winning streak in the month of September...it was his first September loss since Sept. 12, 2017 at Boston...tossed a season-high 91 pitches in his final start on Sept. 23 at Los Angeles (NL)...went 2-1 with a 3.04 ERA and .216 opponents batting average in four starts in September and is now 10-3 with a 2.17 ERA (24 er in 99.1 ip) in 17 career starts in September...the wins are his most for any month and his ERA is his lowest...was on the A's roster for the American League Wild Card Series but did not pitch...started and lost Game 2 of the ALDS against Houston on Oct. 6 at Dodger Stadium (4.1 ip 5 h, 4 r, 4 er, 1 bb, 2 so, 2 hr).

## CAREER

**2019**—Began the season on the 60-day injured list as he continued his recovery from Sept. 19, 2018 surgery on his left shoulder...went 3-3 with a 4.71 ERA and .222 opponents batting average in eight rehab starts before he was reinstated from the IL Sept. 1...made five starts with Oakland and was 4-0 with a 1.21 ERA and .160 opponents batting average...the ERA was second lowest in the majors among pitchers with 25 or more innings pitched (Yates SD, 1.19) and fifth lowest in Oakland history...using the same minimum, the batting average was third lowest in the majors and sixth lowest in Oakland history...allowed two runs or fewer in all five starts, including one run or fewer four times, and four hits or fewer four times...struck out 30 batters in 29.2 innings and walked just seven (2.12 per nine innings)...had a .229 opponents on-base percentage and .280 slugging percentage...his opponents batting average broke down to .129 against right-handed hitters compared to .211 against left-handers...however, issued six of his seven walks to righties...yielded two of his three home runs to righties...opponents were 3-for-31 (.097) with runners on base, 0-for-15 with runners in scoring position and 0-for-8 with RISP and two outs...all three of the home runs he allowed were solo shots...did not allow a run in innings one through four (20.0 ip) and opponents were 8-for-63 (.127)...had a 3.72 ERA and .216 opponents average from the fifth inning on...was 2-0 with a 0.50 ERA in three starts during the day, 2-0 with a 2.31 ERA in two starts at night...yielded a .073 batting average with two strikes...did not allow a hit to the opponent's eight (0-for-9) or nine (0-for-10) hitter...went 4-0 in four starts with three runs of support or more...picked up the win in his only start against an American League Central team and now has an eight-game winning streak against the Central dating back to Aug. 23, 2016...is 9-2 with a 2.39 ERA in 12 career starts vs. AL Central teams...made his first start at New York (AL) on Sept. 1 and had a no decision in the A's 5-4 loss...it was his first Major League appearance since Aug. 24, 2018 at Minnesota...tossed five scoreless innings and allowed just one hit while walking three...then picked up the win in each of his final four starts to extend his winning streak to a career-high tying five games dating back to Aug. 24, 2018 (also May 20-June 10, 2017)...had a 1.04 ERA and .178 opponents batting average during the winning streak, which spanned six starts...struck out a career-high tying 10 batters in season-high 7.0 innings in his second start on Sept. 8 against Detroit and was the winning pitcher in the A's 3-1 victory...it was his third career 10-strikeout game (last: April 21, 2018 vs. Boston)...tossed 6.0 scoreless innings to defeat Texas 6-1 on Sept. 15...finished September with a 4-0 record and a 1.21 ERA in five starts...ranked second in the AL in opponents OPS in September (.509), third in ERA and tied for third in wins...it was the second

time he won four games in a month in his career (April 2018)...made his postseason debut with a start in the American League Wild Card Game Oct. 2 against Tampa Bay...was the losing pitcher in the A's 5-1 loss in Oakland (2.0 ip, 4 h, 4 r, 4 er, 5 so)...it matched the second shortest start of his career...surrendered three home runs after yielding two home runs or fewer in each of his first 86 career regular season appearances...started his rehab assignment with Single-A Stockton July 8 and was 0-1 with a 9.72 ERA in three starts when he was transferred to Triple-A Las Vegas July 23...went 0-1 with a 6.10 ERA in two starts with the Aviators before his rehab assignment was halted on Aug. 2 due to a strained right oblique...returned to action Aug. 13 and went 3-0 with a 1.53 ERA over his final three starts...was 3-3 with a 4.71 ERA and .222 opponents batting average in eight rehab starts overall...struck out 53 batters in 36.1 innings (13.13 per nine innings) and walked 10 for a strikeout-to-walk ratio of 5.3...his opponents batting average broke down to .214 against left-handed hitters compared to .226 with five of his six home runs and eight of his 10 walks against right-handed hitters...logged 3.2 scoreless innings in his final start with the Ports on July 18 against Lancaster...struck out 10 batters in 5.2 innings Aug. 13 at Omaha, his first of two 10-strikeout games...combined with Ben Bracewell and J.B. Wendelken on a two-hit shutout in a 3-0 Las Vegas win at Tacoma in his final start on Aug. 23...tossed a season-high 7.0 innings and struck out a season-high 12 on a season-high 99 pitches.

**2018**—Was 12-9 with a 3.59 ERA and .232 opponents batting average in 27 starts before going on the disabled list Aug. 26 with a shoulder injury...underwent surgery Sept. 19 and missed the remainder of the season...his ERA, opponents batting average, on-base percentage (.278), slugging percentage (.385) and OPS (.663) were the lowest of his three seasons with at least 20 starts...also had career lows in strikeouts per nine innings (6.05) and walks per nine innings (1.79) and had a career-high 3.38 strikeout-to-walk ratio...had a career-high 160.2 innings pitched and 21 home runs and matched his best in wins...based on a minimum of 150 innings, he had the fifth-fewest walks per nine innings in the American League, the seventh-lowest on-base percentage and the 10th-lowest OPS...using the same minimum, he had the ninth-fewest walks per nine innings in Oakland history, the 10th-lowest on-base percentage and 10th-best strikeout-to-walk ratio...led the A's in wins, starts, innings, strikeouts (108), hits (141), runs (67), home runs (21) and losses (9)...it marked the second consecutive season, fourth time in Oakland history (also 1996-97) and fifth time in Athletics history (1957) the A's did not have a pitcher with enough innings to qualify for the ERA title...it was just the sixth time in Oakland history the A's did not have a pitcher with at least 30 starts in a non-strike season (1979, 1986, 1996-97, 2017)...his nine losses matched the fewest by a team-leader in a non-strike season in Oakland history and the 27 starts and 108 strikeouts were the fewest by an A's team leader since Steve Karsay had 24 starts and 92 strikeouts in 1997...went 4-2 with a 1.03 ERA and .134 opponents batting average over his first six starts through the end of April, 1-4 with a 7.18 ERA and .295 opponents average in six starts in May, 5-1 with a 3.12 ERA and .231 opponents average over his next 11 starts from June 5 to Aug. 1 and 2-2 with a 5.12 ERA and .316 opponents batting average over his final four starts...his .232 opponents batting average broke down to .231 against right-handed hitters compared to .236 against left-handers...surrendered 19 of his 21 home runs to righties...opponents hit .197 with a .254 on-base percentage and .306 slugging percentage when leading off an inning...had a .193 opponents batting average the first time through the lineup...allowed a .189 batting average with two strikes...held the bottom four hitters in the order to a .174 average...was 6-1 with a 3.44 ERA in 11 starts during the day...received a total of eight runs of support in his nine losses (1.61 RSA)...received two runs of support or fewer in 14 of his 27 starts and was 2-8 in those games...was 10-1 in his other 13 starts...went 7-3 with a 3.27 ERA in 13 starts on the road and tied for 10th in the AL in road wins...was 11-5 with a 3.18 ERA and .213 opponents batting average in 20 starts against AL teams compared to 1-4 with a 5.00 ERA and .292 opponents average in seven interleague starts...the interleague starts and losses are the most in Oakland history...averaged 14.8 pitches per inning, which was the lowest mark in the AL among pitchers with 150 or more innings pitched...walked two batters or fewer in 24 of his 27 starts...allowed one run in 7.2 innings in his first start on March 30 against Los Angeles (AL) and one run in 8.0 innings in his second start on April 4 against Texas to become the first A's pitcher on an Opening Day roster to start the season with back-to-back outings of seven innings or more and one run or fewer since Steve Karsay in 1994...won three consecutive starts from April 15 to 27 and allowed just two runs (one earned) on six hits over that stretch (0.39 ERA, .078 opponents batting average)...allowed two hits in seven innings at Seattle April 15 and then no-hit Boston on April 21 to become the

first A's pitcher with back-to-back starts of seven innings or more and two hits or fewer since Barry Zito (July 9-15, 2005)...shutout the Red Sox 3-0 in the no-hitter...walked two and matched his career high with 10 strikeouts...walked Betts to start the game but then retired 14 straight before Leon reached on a Semien error...set down the next 12 before walking Benintendi with two outs in the ninth...then got Ramirez to hit into a game-ending force out...the no-hitter was his first career complete game...it was the seventh no-hitter in Oakland history and the 12th in Athletics history...it was the earliest by date (Catfish Hunter, May 8, 1968 vs. Minnesota) and second earliest by game number (Chief Bender, May 12, 1910 vs. Cleveland, game 18)...it was the 10th no-hitter in Coliseum history (six by A's, four by opponents)...it was the first since Dallas Braden's perfect game on May 9, 2010 vs. Tampa Bay...is the third Oakland pitcher to strikeout 10 or more in a no-hitter (Dave Stewart had 12 and Catfish Hunter had 11)...according to the Elias Sports Bureau, the Red Sox .895 winning percentage entering the game was the highest in Major League history by a team that was no-hit at least five games into the season...the last pitcher to no-hit a team that led the majors in runs per game entering the game was the A's Dave Stewart, who did it against Toronto on June 29, 1990 (also Elias)...was named American League Co-Player of the Week for the week of April 16-22 along with Manny Machado for his efforts...it was his first Player of the Week award...allowed a fourth-inning single to Correa in his first start after the no-hitter on April 27 at Houston, snapping his streak of consecutive hitless innings at an Oakland-record 14.0...broke the previous mark of 13.0 held by John "Blue Moon" Odom from June 1-7, 1968...opponents went 0-for-47 off him during the hitless streak...went 4-1 with a 1.00 ERA and .130 opponents batting average in five starts in April...led the AL in ERA and opponents batting in April and tied for the lead in wins...was named AL Pitcher of the Month in April, his first Pitcher of the Month honor...it was the first time in his career he won four games in a month...had a .395 OPS and is the fourth pitcher in Oakland history with an OPS under .400 in a month with a minimum of 100 batters faced (.358, Lidle in Aug. 2002; .376, Torrez in Sept. 1976; .390, Ontiveros in June 1987)...yielded four runs on six hits in a 4-1 loss at Seattle May 3 to snap a season-opening streak where he allowed two runs or fewer and tossed five innings or more in each of his first six starts...that tied for the third-longest such season-opening streak in Oakland history...it was the longest since Dave Stewart had a seven-game streak in 1990...had a four-game winning streak from June 16 to July 15...compiled a 3.25 ERA and .226 opponents batting average over that six-start stretch...was 3-0 with a 2.84 ERA and .202 opponents batting average in five starts in June...singled off Kyle Freeland in the second inning on July 27 at Colorado for his first Major League hit...allowed six runs on nine hits in 4.0 innings for the loss on Aug. 19 against Houston, snapping a 12-game winning streak in day games...it was his first loss during the day since April 9, 2017 at Texas...tossed 5.0 innings without allowing an earned run to win at Minnesota Aug. 24 but it would be his final start of the season...was placed on the disabled list Aug. 26 with left shoulder inflammation...underwent arthroscopic surgery on the shoulder Sept. 19 at the Cedars-Sinai Kerlan-Jobe Institute in Los Angeles...the surgery, a subacromial decompression, acromioplasty and posterior labral repair, was performed by Dr. Neil ElAttrache.

**2017**—Compiled a 12-10 record and a 4.37 ERA in 29 starts in his second season in the majors...went 1-3 with a 5.52 ERA and .179 opponents batting average over his first six starts, 7-2 with a 2.92 ERA and .246 opponents average over an 11-start span from May 20 to July 16 and 4-5 with a 5.55 ERA and .328 opponents average over his final 12 starts...led the A's in wins, games started, innings pitched (158.2), strikeouts (140), hits (167), walks (55) and hit batters (10)...allowed a .268 opponents batting average, including .227 against left-handed hitters compared to .279 against right-handers...surrendered 16 of his 18 home runs and issued 49 of his 55 walks to righties...had a .593 OPS against lefties, .809 against righties...was 6-1 with a 3.57 ERA and .230 opponents batting average in 11 starts during the day...tied for sixth in the American League in day wins...was 7-5 with a 3.76 ERA and .229 opponents batting average in 16 starts before the All-Star Break, 5-5 with a 5.23 ERA and .317 opponents average in 13 starts after the break...allowed a .160 batting average with two strikes...tied for third in the AL in pickoffs (4)...received no runs of support in four of his 10 losses...struck out a career-high 10 batters in just 5.1 innings in his second start of the season April 9 at Texas...became just the sixth pitcher in Oakland history to strike out 10 or more in fewer than six innings, the first since Rich Harden on Sept. 5, 2011 against Kansas City (10 so in 5.0 ip)...tossed 5.0 hitless innings in his next start April 15 against Houston but walked a career-high five batters and yielded two runs...is just the second A's pitcher since at least 1908 to toss five or more hitless innings and allow a run (Chris Codiroli, June 27,



1986 against Chicago)...left with a 5-2 lead but ended up with a no decision as the bullpen allowed eight runs over the final three innings for the blown save and loss in a 10-6 decision...it was the first of three times the bullpen blew a save in one of his starts (July 22 at NYM, July 27 at Toronto)...allowed five hits in 6.0 innings April 21 against Seattle to extend his season-opening streak of consecutive starts with five innings or more and five hits or fewer to four...that matched the second-longest such streak in Oakland history and was the longest since Chad Gaudin also had a four-game streak in 2007...was 1-2 with a 5.18 ERA in five starts when he was placed on the 10-day disabled list April 30 retroactive to April 27 with a strained left shoulder...made one start on a rehab assignment with Triple-A Nashville May 9 against El Paso and was reinstated May 15...walked a career-high tying five batters but yielded just two hits in 5.0 innings that day in a 6-5 loss to Seattle...defeated Boston May 20 to start a career-high five-game winning streak that spanned five starts through June 10...compiled a 1.97 ERA and .193 opponents batting average during the streak and issued just seven walks in 32.0 innings (1.97 walks per nine innings)...finished May with a 3-1 record, a 2.63 ERA and .167 opponents batting average in four starts...allowed six hits June 10 in the second game of a doubleheader at Tampa Bay...that snapped a streak of 16 consecutive games with five hits or fewer and two innings pitched or more from Aug. 23, 2016 to June 5, 2017...that tied for the third-longest such streak by a Major League pitcher since at least 1913...it is the longest by an AL pitcher...tossed a career-high 116 pitches for his 10th win of the season Sept. 6 against Los Angeles (AL)...allowed a career-high tying 11 hits in 3.2 innings at Boston Sept. 12...was scratched from his scheduled start Sept. 23 against the Rangers with a left upper back strain...returned to make his final start Sept. 28 at Texas and allowed one unearned run in 6.2 innings for the win.

**2016**—Made his Major League debut with the A's following an April 29 promotion and went 7-9 with a 3.86 ERA in 25 games, including 24 starts...ranked second among American League rookies in strikeouts (124), innings pitched (144.2) and games started and tied for fifth in wins...the strikeouts tied for sixth most in Oakland history by a rookie...allowed a .248 opponents batting average and walked 37 batters for a .298 on-base percentage...was 2-4 with a 6.02 ERA and .282 opponents batting average in nine starts when he was placed on the 15-day disabled list June 14 with a left pronator strain...was reinstated June 29 and went 5-5 with a 2.74 ERA and .229 opponents batting average in 16 games, 15 starts, following his return...his ERA following his return from the DL was fifth lowest in the AL...held left-handed hitters to a .180 batting averages...based on a minimum of 140 innings pitched, the mark against lefties was second lowest in the AL and the lowest in Oakland history (previous: .185, Norris, 1980)...had a .526 OPS against lefties, which was second lowest in the AL and in Oakland history (.504, Norris, 1980)...opponents hit .192 with runners in scoring position, which was third lowest in the AL among pitchers with 140 or more innings pitched...went 4-4 with a 2.67 ERA and .220 opponents batting average in 13 games after the All-Star Break and had the fifth-lowest post-break ERA in the AL...was 5-3 with a 3.02 ERA in 14 games (13 starts) at home and had the fifth-lowest home ERA in the AL...among pitchers with 20 or more innings, he had the lowest first inning ERA in the majors and the third lowest in Oakland history (1.13)...in four no decisions with support of one run or fewer, he had scoreless outings of 8.0 innings, 7.0 and 6.0 and one outing where he allowed one run in 7.0 innings...tied for eighth in the AL with three pickoffs...was selected from Nashville April 29 and made his ML debut that day against Houston after just 42 minor league appearances, all starts, in three professional seasons...had a no decision in the A's 7-4 win, allowing four runs on four hits and four walks in 5.0 innings...struck out Carlos Correa to end the first inning for his first big league strikeout...was credited with his first Major League win in the A's 3-1 victory over Texas May 16 in Oakland when he allowed a run on four hits in 6.2 innings...left his outing on June 13 against Texas after 4.1 innings with a left pronator muscle strain and was placed on the 15-day disabled the next day...made his first career relief appearance July 17 against Toronto and tossed 5.0 innings, which matched the season-high for an A's reliever...walked Escobar with two outs in the fifth inning on Aug. 2 at Los Angeles to snap a streak of four games, 30.2 innings and 126 batters faced without a walk from July 10 to Aug. 2...the streak of 30.2 innings without a walk was the longest single-season streak in Oakland history and fifth longest overall...left his start on Aug. 29 at Houston after 3.1 innings with a strained left rhomboid...would not pitch again until Sept. 14 at Kansas City when he tossed 5.0 scoreless innings for the win...it snapped a career-opening six-game road losing streak, which matched the longest such streak in Oakland history...had a career-high 15.1 inning scoreless streak from Aug. 29 to Sept. 26...went 2-0 with a 1.13 ERA and

.181 opponents batting average in his final four starts following his injury...was 2-0 with a 1.50 ERA in three starts with Nashville in his Triple-A debut...allowed a .232 opponents batting average, including .077 against left-handed hitters.

**2015**—Was acquired by the A's from Kansas City in the Ben Zobrist deal at the trading deadline and went 6-0 with a 1.90 ERA in seven starts with Double-A Midland...began the year in extended spring training with the Royals and combined for a 1-1 record and a 3.69 ERA in seven starts with the Royals affiliate in the Arizona Rookie League, Single-A Wilmington and Double-A Northwest Arkansas...was 7-1 with a 2.66 ERA in 14 starts overall...struck out 90 batters in 74.1 innings (10.90 per nine innings)...allowed a .243 opponents batting average, including .198 against right-handed hitters...made one start with the Royals affiliate in the Arizona Rookie League on June 24, was transferred to Wilmington June 29 and Northwest Arkansas July 17 before he was traded to the A's with Aaron Brooks for Ben Zobrist and cash considerations, July 28...his six wins with Midland were the most in the Texas League following the trade...tossed a season-high 7.0 scoreless innings in his first outing with Midland July 31 against Corpus Christi...allowed just three hits, did not walk a batter and struck out nine to earn Texas League Pitcher of the Week honors for the week of July 27 to Aug. 2...struck out a season-high 13 and did not walk a batter while tossing 6.0 scoreless innings in his final regular season start Sept. 3 at San Antonio and earned TL Pitcher of the Week honors for a second time (Aug. 31-Sept. 7)...went 1-0 with a 1.20 ERA in two postseason starts for the Texas League Champion RockHounds (15.0 ip, 10 h, 4 r, 2 er, 2 bb, 15 so)...the win came in Game 1 of the TL Championship Series against his former team, Northwest Arkansas...pitched for Mesa in the Arizona Fall League following the season and was named to the AFL Top Prospects Team after going 0-2 with a 3.86 ERA in six starts...led the league in strikeouts (33)...started for the East in the Nov. 7 Fall Stars Game (2.0 ip, 1 bb, 4 so)...was named AFL Pitcher of the Week Nov. 17 for his Nov. 13 start at Scottsdale (ND, 5.0 ip, 2 h, 1 r, 1 er, 1 bb, 9 so)...was rated as the A's second-best prospect by *Baseball America* following the season.

**2014**—Spent his first professional season with Single-A Wilmington and went 7-8 with a 3.11 ERA in 25 starts...led the Carolina League and the Royals farm system with 146 strikeouts...also ranked third in the CL in opponents batting average (.228), fourth in ERA and tied for fifth in games started (25)...surrendered just five home runs in 121.2 innings, an average of 0.37 per nine innings...went 5-3 with a 1.96 ERA, .180 opponents average and one home run allowed in 13 starts in the second half of the season...compiled a 1.59 ERA in five starts in July but had just one decision, a win...then went 4-1 with a 1.37 ERA in six starts in August...struck out 44 batters in 39.1 innings and held the opposition to a .173 batting average...fired a seven-inning complete game two-hit shutout Aug. 13 against Frederick...earned CL Pitcher of the Week honors the final week of the season (Aug. 25-Sept. 1) after striking out a season-high 12 batters while tossing 7.0 shutout innings in a 2-0 win over Potomac Aug. 29 (3 h, 0 bb)...was rated as the number three prospect in the Royals minor league system following the season by *Baseball America*.

**2013**—Was drafted by the Royals as a Competitive Balance pick following the first round of the 2013 draft but did not pitch after undergoing hip surgery following his college season...was rated as the Royals sixth-best prospect following the season by *Baseball America*.

## PERSONAL/MISCELLANEOUS

Sean Anthony Manaea was originally signed by Royals scout Jason Bryans...graduated from Andean High School in Merrillville, Ind. in 2010...attended Indiana State University...earned Second Team All-Missouri Valley Conference honors as a sophomore and junior...set a school single-season ERA record (1.47) and ranked fourth in the NCAA with 11.4 strikeouts per nine innings in 2013...finished his career with 290 strikeouts in three seasons...named the Top Pitcher and Outstanding Pro Prospect in the Cape Cod League in 2012.

## LIFETIME PITCHING RECORD

Year	Club	W	L	ERA	G	GS	CG	SHO	SV	IP	H	R	ER	HR	HB	BB	IBB	SO	WP	BK
2014	Wilmington	7	8	3.11	25	25	1	1	0	121.2	102	54	42	5	5	54	0	146	4	0
2015	AZL Royals	0	0	1.80	1	1	0	0	0	5.0	2	1	1	1	1	0	6	1	0	
	Wilmington	1	0	3.66	4	4	0	0	0	19.2	22	12	8	0	1	4	0	22	0	0
	NW Arkansas	0	1	5.14	2	2	0	0	0	7.0	9	5	4	1	1	6	0	11	1	0
2016	Midland	6	0	1.90	7	7	0	0	0	42.2	34	11	9	3	1	15	0	51	1	0
	Nashville	2	0	1.50	3	3	0	0	0	18.0	16	3	3	1	0	4	0	21	1	0
	OAKLAND	7	9	3.86	25	24	0	0	0	144.2	135	65	62	20	4	37	1	124	3	0
2017	Stockton	0	0	4.91	1	1	0	0	0	3.2	2	2	2	1	0	2	0	3	0	0
	OAKLAND	12	10	4.37	29	29	0	0	0	158.2	167	88	77	18	10	55	1	140	8	0
	Nashville	0	0	2.25	1	1	0	0	0	4.0	4	2	1	0	0	1	0	5	0	0
2018	OAKLAND	12	9	3.59	27	27	1	1	0	160.2	141	67	64	21	8	32	1	108	9	0
2019	Stockton	0	2	9.72	3	3	0	0	0	8.1	14	11	9	1	0	4	0	10	1	0
	Las Vegas	3	1	3.21	5	5	0	0	0	28.0	16	11	10	5	1	6	0	43	1	0
	OAKLAND	4	0	1.21	5	5	0	0	0	29.2	16	4	4	3	2	7	0	30	1	0
2020	OAKLAND	4	3	4.50	11	11	0	0	0	54.0	57	32	27	7	1	8	0	45	1	0
<b>Major League Totals</b>		<b>39</b>	<b>31</b>	<b>3.85</b>	<b>97</b>	<b>96</b>	<b>1</b>	<b>1</b>	<b>0</b>	<b>547.2</b>	<b>516</b>	<b>256</b>	<b>234</b>	<b>69</b>	<b>25</b>	<b>139</b>	<b>3</b>	<b>447</b>	<b>22</b>	<b>0</b>

## CAREER TRANSACTIONS

**2013** — Selected by the Kansas City Royals organization as a Competitive Balance pick following the 1st round (34th selection overall) of the First-Year Player Draft. **2015** — Traded to the Oakland Athletics with pitcher Aaron Brooks for infielder/outfielder Ben Zobrist and cash, July 28. **2016** — On the disabled list, June 14 to 28. **2017** — On the disabled list, April 27 to May 14; included rehabilitation assignment to Nashville, May 9 to 14. **2018** — On the disabled list, August 26 to October 1. **2019** — On the injured list, February 13 to August 31, included rehabilitation assignments to Stockton, July 8 to 22, and Las Vegas, July 23 to August 1 and August 13 to 31.

## WILD CARD RECORD

Year	Club/Opp.	W	L	ERA	G	GS	CG	SHO	SV	IP	H	R	ER	HR	HB	BB	IBB	SO	WP	BK
2019	OAK vs. TB	0	1	18.00	1	1	0	0	0	2.0	4	4	4	3	0	0	0	5	0	0
2020	OAK vs. CWS	(On roster—did not pitch)																		

## DIVISION SERIES RECORD

Year	Club/Opp.	W	L	ERA	G	GS	CG	SHO	SV	IP	H	R	ER	HR	HB	BB	IBB	SO	WP	BK
2020	OAK vs. HOU	0	1	8.31	1	1	0	0	0	4.1	5	4	4	2	0	1	0	2	0	0

## MANAEA'S CAREER BESTS

**Low Hit Complete Game:** 0, April 21, 2018 vs. Boston  
**Innings Pitched:** 9.0, April 21, 2018 vs. Boston  
**Strikeouts:** 10 (three times), September 8, 2019 vs. Detroit; April 21, 2018 vs. Boston; April 9, 2017 at Texas  
**Pitches:** 116, September 6, 2017 vs. Los Angeles (AL)  
**Longest Winning Streak:** 5 (twice), last: August 24, 2018 to September 26, 2019  
**Longest Losing Streak:** 3 (twice), last: August 1 to 18, 2017  
**Longest Scoreless Streak:** 15.1, August 29 to September 26, 2016

## A'S PITCHERS CAREER HITTING

PITCHER	AVG	AB	R	H	2B	3B	HR	RBI	SH	SF	HP	BB	SO	SB	CS
Bassitt	.000	6	0	0	0	0	0	0	1	0	0	0	3	0	0
Blackburn	.000	5	0	0	0	0	0	0	0	0	0	0	2	0	0
Fiers	.081	86	1	7	0	0	0	2	18	0	0	2	45	0	0
Manaea	.100	10	0	1	0	0	0	0	1	0	0	1	3	0	0
Montas	.000	6	0	0	0	0	0	0	0	0	0	1	5	0	0
Petit	.050	119	6	6	0	0	0	3	7	0	0	3	49	0	0
Romo	.000	7	0	0	0	0	0	0	0	0	0	0	5	0	0
Rosenthal	.000	4	0	0	0	0	0	0	0	0	0	0	4	0	0
Smith	.100	10	0	1	0	0	0	0	0	0	0	1	3	0	0
Turley	.000	2	0	0	0	0	0	0	0	0	0	0	0	0	0

# KYLE MCCANN

75



## CATCHER

Height/Weight: 6-2 / 210

Bats/Throws: Left / Right

Birthdate: December 2, 1997

Opening Day Age: 23

Birthplace/Resides: Suwanee, Georgia / Suwanee, Georgia

Major League Service: None

Obtained: Selected in the 4th round of the 2019 First-Year Player Draft

Contract Status: First year of a one-year contract through 2021

[Updated Stats](#)

## NON-ROSTER INVITEE

## CAREER HIGHLIGHTS

Was the A's fourth round selection in the 2019 First-Year Player Draft...made his professional debut in 2019 with the A's affiliate in the Arizona Rookie League and Short-Season Vermont and combined to hit .211 with nine home runs and 32 RBI in 60 games...was part of the A's 60-man player in 2020 but did not play.

## 2020 HIGHLIGHTS

Was added to the A's 60-man player pool on June 29 but did not play in 2020.

## CAREER

2019—Began his professional career with the A's Gold squad in the Arizona Rookie League and went 8-for-20 (.400) with two home runs and seven RBI in five games before he was moved up to Short Season Single-A Vermont on June 24...hit .192 with seven home runs and 25 RBI with the Lake Monsters...tied for eighth in the New York-Penn League in home runs...combined with both clubs to bat .211 with nine home runs and 32 RBI in 60 games...added 30 walks for a .312 on-base percentage...21 of his 46 hits (45.7%) were for extra bases (also had nine doubles and three triples)...his batting average included a mark of .220 with eight of his nine home runs against right-handed pitchers compared to .178 against left-handers...hit .267 with runners in scoring position...started 21 games at catcher, 20 at first base and 18 at designated hitter...committed three errors as a catcher (.984 fielding percentage) and four as a first baseman (.973)...tossed out 7-of-37 (18.9%) attempted base stealers...hit in every spot in the order from third through seventh and saw his most playing time with 35 games batting fourth...collected his first professional hit in his second game, a third inning home run on June 19 against the Giants-Orange...had season highs in runs (4), hits (3) and RBI (4) on June 20 at Cubs1...was moved up to Vermont on June 24 and went 1-for-2 with two walks, a home run and two RBI in his first game with the Lake Monsters on June 25 against Connecticut...had his first of three season-best four-game hitting streaks from July 5 to 9 (6-for-15, .400)...matched his career high with four RBI July 30 at State College.

## PERSONAL/MISCELLANEOUS

Kyle Joseph McCann was originally signed by A's scout Jemel Spearman...graduated from Lambert High School...played at Georgia Tech where he was a 2019 All-ACC first team selection...hit .276 with 47 home runs and 136 RBI in 164 games in three seasons with the Yellow Jackets...his father, Joe, pitched in the New York Mets farm system from 1989-93.

## LIFETIME PLAYING RECORD

Year	Club	AVG.	G	AB	R	H	2B	3B	HR	RBI	SH	SF	HP	BB	SO	SB	CS	OBP	SLG	E
2019	AZL A's (R)	.400	5	20	10	8	2	2	2	7	0	0	0	5	6	0	0	.520	1.000	0
	Vermont (A)	.192	55	198	23	38	7	1	7	25	0	0	2	25	81	0	0	.289	.343	7
2020																				
	Minor League Totals	.211	60	218	33	46	9	3	9	32	0	0	2	30	87	0	0	.312	.404	7

## CAREER TRANSACTIONS

2019 — Selected by the Oakland Athletics organization in the fourth round of the First-Year Player Draft.

**RIGHT-HANDED PITCHER****Height/Weight:** 6-2 / 255**Birthdate:** March 21, 1993**Birthplace/Resides:** Sainagua, Dominican Republic / Litchfield, Arizona**Major League Service:** 3 years, 15 days**Obtained:** Acquired from the Los Angeles Dodgers with minor leaguers Jharel Cotton and Grant Holmes for Rich Hill and Josh Reddick, Aug. 1, 2016**Contract Status:** First year of a one-year contract through 2021
[@frankiemontas](#)
[fmontas100](#)
[Updated Stats](#)
**CAREER HIGHLIGHTS**

Is 18-14 with a 4.21 ERA in 70 games, including 40 starts, in five seasons in the majors with Chicago-AL (2015) and Oakland (2017-20)...has been traded three times in his career, with each deal involving at least five players...two of the deals involved three teams...is 20-32 with a 4.00 ERA (222 er in 499.2 ip) in 123 games, including 107 starts, in nine seasons in the minors...has 510 strikeouts in 499.2 innings (9.19 per nine innings)...was suspended for 80 games in 2019 for violating Major League Baseball's Joint Drug Prevention and Treatment Program...threw a 7.0-inning no-hitter on June 9, 2015 at Tennessee...was selected to the All-Star Futures Game in 2014 and 2015...pitched in the Arizona Fall League in 2014 and 2016 and was selected to the Rising Stars Game in 2014.

**2020 HIGHLIGHTS**

Was off to a strong start as he was 2-1 with a 1.57 ERA, .175 opponents batting average and no home runs over his first four starts...was scratched from his scheduled start on Aug. 14 at San Francisco with upper back tightness and went 1-4 with an 8.70 ERA, .321 opponents average and 10 home runs over his final seven starts...went 3-5 with a 5.60 ERA in 11 starts overall...his ERA was eighth highest in the majors among pitchers with at least 50 innings pitched...had career highs in losses (5) and earned runs (33) and has matched his high in home runs (10), runs (35) and walks (23)...led the A's in strikeouts (60), losses, runs, home runs and walks...the A's were 6-5 (.545) in his starting assignments...had two starts of seven innings and five starts of fewer than five innings...his opponents batting average broke down to .198 (22-for-111) against right-handed hitters compared to .350 (35-for-100) against left-handers...surrendered six of his 10 home runs and issued 15 of his 23 walks to lefties for a 1.061 OPS (.572 against right-handers)...had a .306 opponents batting average the first time through the lineup, .264 the second time and .205 after that...allowed a .133 average with two strikes and has a .163 career opponents average in that situation...was 2-1 with a 2.56 ERA and .225 opponents batting average in six starts in Oakland, 1-4 with a 10.13 ERA and .330 opponents average in five starts on the road...surrendered just two home runs in 31.2 innings in Oakland compared to eight in 21.1 innings on the road...over the last two years, he is 6-1 with a 2.81 ERA and four home runs in 73.2 innings over 13 starts in Oakland, 6-6 with a 4.54 ERA and 14 home runs in 75.1 innings over 14 starts on the road...made eight of his 11 starts during the day, which tied for the most in the majors...was 2-4 with a 6.16 ERA during the day, 1-1 with a 4.20 ERA at night...his career numbers are 7-10 with a 5.26 ERA in 31 games during the day, 11-4 with a 3.41 ERA in 39 contests at night...went 2-2 with a 2.83 ERA in six starts on four days rest, 1-3 with an 11.00 ERA in five starts on five days rest or more...was 3-2 with a 3.61 ERA and .236 opponents batting average in eight starts against American League West competition, 0-3 with a 13.50 ERA and .391 opponents average in three interleague starts...is now 10-5 with a 3.70 ERA in 33 career appearances against AL West competition, 8-9 with a 4.74 ERA in 37 games against all other teams...is 2-4 with a 7.25 ERA in 10 career interleague appearances...received two runs of support or fewer in nine of his 11 starts...had 10 of his 28 runs of support in one start on Aug. 3 at Seattle and had a 4.75 RSA for the season...won both of his starts with support of three or more runs and is now 12-1 in 15 career starts with at least three runs of support.

**OAKLAND:** Was the A's Opening Day starting pitcher and had a no decision in a 7-3, 10-inning win over Los Angeles (AL)...it was his first career Opening Day start and he became the A's 13th different Opening Day starting pitcher over the last 15 years (Zito, Haren, Blanton, Braden, Sheets, Cahill, McCarthy, Anderson, Gray twice, Hill, Graveman twice, Fiers)...was just the second foreign-born Opening Day starting pitcher in Oakland history (Ariel Prieto, April 2, 1997)...allowed just one run in 4.0 innings...took the loss in his second start on July 29 against Colorado, snapping a career-high five-game winning streak dating back to May 17, 2019...it was his first loss since April 29, 2019 at Boston...then picked up the win in back-to-back starts on Aug. 3 at Seattle and Aug. 8 against Houston for his only winning streak of the season...tossed a season-high 7.0 innings in each start...had a season-high four walks in the start against the Mariners...was named American League Player of the Week for the week of Aug. 3-9 after going 2-0 with a 0.64 ERA in two starts...struck out 14, walked four and allowed six hits in 14.0 innings...it was his first career Player of the Week honor...was 2-1 with a 1.57 ERA in four starts when he was scratched from his scheduled start on Aug. 14 at San Francisco with upper back tightness...allowed a career-high nine runs on six hits and four walks in 1.2 innings in his next start on Aug. 18 at Arizona, which was his shortest career outing as a starter...that began a season-ending stretch where he went 1-4 with a 8.70 ERA in six starts...yielded a season-high seven hits Aug. 23 against Los Angeles (AL), his first of three games with seven hits...lost his second consecutive decision in the second game of the Aug. 29 doubleheader at Houston, snapping a seven-game winning streak against AL West competition...the two-game losing streak matched his career high and it marked the first time he lost back-to-back decisions since July 29-Aug. 30, 2018...defeated the Astros in his next start in the first game of the Sept. 8 doubleheader in Oakland but lost back-to-back starts on Sept. 13 at Texas and Sept. 22 at Los Angeles (NL)...was placed on the paternity list on Sept. 14...was reinstated Sept. 17 and allowed three home runs in a game for the first time in his career in his next start on Sept. 22 at Los Angeles (NL)...started the A's final game of the season on Sept. 27 against Seattle and struck out a career-high 13 batters on a career-high 113 pitches in 6.0 innings...the strikeouts were the most by an A's pitcher since Todd Stottlemyre had 15 on June 16, 1995 against Kansas City and they tied for the seventh best single game performance in Oakland history...they matched the most in Athletics history by a pitcher with six innings or fewer...Vida Blue also had 13 in 6.0 innings on April 9, 1971 against Kansas City...it was his third career 10-strikeout game...was 1-1 with a 9.53 ERA and .346 opponents batting average in two games, including one start, in his postseason debut...picked up the win in relief in the A's series-clinching, 6-4 victory over Chicago in Game 3 of the ALWCs (2.0 ip, 2 h, 1 r, 1 er, 2 so)...then took the loss in the deciding Game 4 of the ALDS against Houston at Dodger Stadium, an 11-6 A's loss (3.2 ip, 7 h, 5 r, 5 er, 1 bb, 3 so, 2 hr)...blanked the Astros on one hit over the first three innings and had a 3-0 lead when he allowed five runs in the fourth inning on a two-run home run by Brantley and a three-run home run by Correa.

## CAREER

**2019—** Went 9-2 with a 2.63 ERA in 16 starts in a season shortened due to an 80-game suspension for violating Major League Baseball's Joint Drug Prevention and Treatment Program...his ERA was a career low as was his opponents batting average (.230), on-base percentage (.282) and OPS (.646)...had career highs in wins, starts, strikeouts (103), innings (96.0), hits (84), runs (35), walks (23) and hit batters (4) and matched his high in wild pitches (5)...averaged 2.16 walks per nine innings, which was the lowest mark of his career...his strikeout-to-walk ratio of 4.48 was a career high...surrendered eight home runs (0.75 per nine innings)...his ERA was third lowest in the American League among pitchers with at least 90 innings...using the same minimum, he ranked fourth in fewest home runs per nine innings, fifth in opponents OPS, sixth in slugging percentage (.364), ninth in on-base percentage and 10th in strikeout-to-walk ratio...averaged 9.66 strikeouts per nine innings, which was second highest in Oakland history (Gio Gonzalez, 9.94 in 2009) and third highest in Athletics history (Wes Stock, 9.77 in 1964) among pitchers with 90 or more innings...his 4.48 strikeout-to-walk ratio was fourth highest in Oakland history...had a .229 opponents batting average and .647 OPS against right-handed hitters compared to .231 with a .645 OPS against left-handers...allowed a .207 average to batters leading off an inning and .115 with two strikes...six of the eight home runs he allowed were solo shots...only one came the first time through the batting order...opponents were 4-for-7 (.571) with the bases loaded...was 4-0 with a 3.00 ERA in seven starts at home, 5-2 with a 2.33 ERA in nine starts on the road...surrendered just two home runs in 42.0 innings in Oakland compared to six in 54.0 innings on

the road...had a 3-0 record and a 1.50 ERA in four starts during the day, 6-2 with a 3.00 ERA in 12 starts at night...went 5-2 with a 3.00 ERA in 11 starts on four or five days rest, 4-0 with a 1.91 ERA in five starts on six days rest or more...allowed just one run in the first inning for a 0.56 ERA...had a 5.63 ERA in the second inning and a 2.39 ERA from the third inning on...received two runs of support or fewer in seven of his 16 starts but had six starts with seven runs of support or more...had a 6.84 RSA overall...was 7-1 in nine starts with three runs of support or more...the A's were 12-4 (.750) in his starting assignments...committed three errors, which tied for the most among AL pitchers...went 0-for-1 with a walk as a hitter...was on the Opening Day roster and was available in the bullpen for the two games against Seattle in Japan but did not pitch...was inserted into the fourth spot in the rotation when the season resumed and picked up the win in his first start March 31 against Los Angeles (AL)...went 3-0 with a 3.50 ERA and .224 opponents average over a three-start stretch from April 10 to 23...the first win came on April 10 at Baltimore when he retired the first 12 batters he faced...surrendered two home runs in the game, giving him four in his first three starts...did not allow another home run until June 4 at Los Angeles-AL (Ohtani) for an eight-game, 53.0-inning, 228-batter faced homerless streak...had his three-game winning streak snapped April 29 at Boston when he allowed a season-high seven runs in 4.1 innings...only one of the runs was earned and the six unearned runs tied for second most in Oakland history...they were the most since Brett Anderson also had six on May 15, 2009 vs. Detroit...finished April with a 3-2 record and a 3.29 ERA in five starts...tied for fifth in the American League in wins...then went 2-0 with a 2.64 ERA in five starts in May...tied for eighth in the AL in May ERA...left his start on May 10 against Cleveland with a 3-2 lead but Trivino blew the save in a game the A's would win 4-3 in 12 innings...tossed a career-high 8.2 innings and had his first career 10-strikeout game in a 7-2 win at Detroit on May 17...did not walk a batter, which marked the 27th time in Oakland history a pitcher struck out 10 or more and did not issue a walk...it was the first since Jeff Samardzija on Sept. 17, 2014 vs. Texas (10 so)...that began a career-high and season-ending five-game winning streak...compiled a 2.49 ERA and .201 opponents batting average over that eight-start stretch...had his second career 10-strikeout game in a 9-8 win at Texas June 9...allowed a run on four hits in 8.0 innings on June 20 against Tampa Bay but had a no decision in the A's 5-4 win...was suspended for 80 games the next day for violating Major League Baseball's Joint Drug Prevention and Treatment Program...was 9-2 with a 2.70 ERA in 15 starts at the time...was tied for third in the AL in wins and winning percentage (.818) and ranked fifth in ERA...was reinstated Sept. 25 and started that day at Los Angeles (AL) when he had a no decision in the A's 3-2 win (6.0 ip, 4 h, 1 r, 1 er, 2 bb, 6 so)...was not eligible for the postseason...pitched for Escogido in the Dominican Winter League following the season and was 3-0 with a 1.44 ERA in five starts.

**2018**—Went 5-4 with a 3.88 ERA in 13 games, including 11 starts, over four stints with Oakland...was 5-2 with a 3.35 ERA in eight starts during his first stint from May 27 to July 9 and 0-2 with a 5.40 ERA in five games over his final three stints...surrendered just five home runs in 65.0 innings after yielding 10 home runs in 32.0 innings in 2017...struck out 43 batters (5.95 per nine innings) after fanning 56 in 47.0 innings (10.72 per nine innings) over his first two seasons...allowed a .290 opponents batting average, including .276 against right-handed hitters compared to .305 against left-handers...yielded 20 of his 28 extra base hits to lefties and had a .378 slugging percentage against righties compared to .523 against lefties...was 2-3 with a 4.35 ERA in six games in Oakland, 3-1 with a 3.44 ERA in seven games on the road...the opponents clean-up hitter went 3-for-27 (.111) against him...was 2-1 with a 2.65 ERA in three interleague starts compared to 3-3 with a 4.31 ERA in 10 games against the American League...batted for the first time as a professional and went 0-for-5 with five strikeouts...the A's were 7-4 (.636) in his 11 starting assignments...was recalled from Triple-A Nashville May 27 and won each of his first three starts, posting a 1.25 ERA and .208 opponents batting average...struck out seven batters in 6.0 innings in his first start on May 27 against Arizona and was the winning pitcher in the A's 2-1 victory...no-hit the Diamondbacks over the first five innings...combined with Pagán on an eight-hit shutout in the A's 16-0 win at Kansas City June 1...tossed eight innings and allowed seven of the hits...had his scoreless streak snapped at a career-high 15.0 innings June 8 against Kansas City...allowed a career-high 11 hits in a 7-3 loss to Houston on June 14...yielded an Oakland record seven doubles July 1 against Cleveland...combined with Trivino and Treinen on a five-hit shutout in the A's 2-0 win at Houston on July 9...tossed 6.0 innings and yielded three of the hits but was optioned to Nashville the next day...was recalled July 24 and went 0-1 with a 5.79 ERA in two starts before he was optioned back to the Sounds July 30...his third stint lasted one day on Aug. 30 when he

allowed seven runs in 6.0 innings in a 7-1 loss to Seattle Aug. 30...returned to Oakland Sept. 11 and made two appearances following his return, both in relief (1.1 ip, 1 h)...did not pitch after Sept. 19...was 4-5 with a 4.65 ERA in 15 games, all starts, with Triple-A Nashville...had a .255 opponents batting average, including .189 against left-handed hitters compared to .290 against right-handers...was 4-1 with a 3.12 ERA in six starts at home, 0-4 with a 6.99 ERA in six starts on the road...was credited with his first win of the season May 4 against Memphis when he allowed one run in 6.0 innings of work...struck out a season-high 10 batters in 6.0 innings May 9 against Colorado Springs...tossed a complete game at Memphis on May 14 but was the losing pitcher in a 2-1 loss...allowed two runs on six hits in eight innings...was 1-5 with a 4.39 ERA and .269 opponents batting average in nine starts when he was promoted to Oakland May 27...was optioned back to Nashville July 10 and tossed 5.0 scoreless innings for his second win July 17 at Omaha...that was his only outing before returning to Oakland July 24 but he was optioned back to the Sounds July 30...tossed 6.0 scoreless innings Aug. 3 against Fresno for the win...went 2-0 despite a 5.96 ERA in five starts in August.

**2017**—Was on the A's Opening Day roster and compiled a 7.03 ERA and .302 opponents batting average in 23 games over two stints with Oakland...also went 0-2 with a 5.22 ERA in nine games, eight starts, with Triple-A Nashville before an oblique injury ended his season in mid-August...issued 20 walks in 32.0 innings (5.63 per nine innings) with the A's for a .408 opponents on-base percentage...had a .566 opponents slugging percentage and .974 OPS...the OPS was the highest in Oakland history by a reliever, the slugging percentage was second highest and the on-base percentage was third highest...had the highest OPS and on-base percentage among Major League relievers in 2017...had the second-highest opponents slugging percentage among AL relievers...struck out 36 for an average of 10.13 strikeouts per nine innings...allowed 10 home runs, an average of 2.81 home runs per nine innings...that was the second-highest mark in Oakland history among pitchers with 30 or more innings pitched (Curt Young, 2.93 in 1985)...his opponents batting average included a .257 mark against right-handed hitters compared to .364 against left-handers...had a .751 OPS against righties, 1.267 against lefties...allowed 4-of-11 (36.4%) inherited runners to score...first batters faced hit .263 with a .391 on-base percentage...18 of his 23 outings were at least one inning, including seven outings of two innings or more...tossed 2.2 scoreless innings in his A's debut April 5 against Los Angeles (AL)...tossed a scoreless ninth inning May 6 against Detroit and was credited with his first big league win when Adam Rosales had a walk-off RBI single in the bottom of the ninth for a 6-5 A's win...that began a 10.2-inning scoreless streak that ran through May 30...tossed 3.0 scoreless innings and struck out five May 20 against Boston...the innings pitched and strikeouts matched his most as a reliever...was optioned to Nashville June 11...was recalled July 21 and allowed at least one run in each of his two appearances before he was sent back to Nashville July 30...struck out 37 batters in 29.1 innings with Nashville, an average of 11.35 per nine innings...walked just seven for a strikeout-to-walk ratio of 5.29...allowed a .223 opponents batting average, including .188 against right-handed hitters...his first outing with the Sounds came in relief and he then started in each of his final eight appearances...never tossed more than four innings...was placed on the disabled list Aug. 11 with a strained right oblique and missed the remainder of the season.

**2016**—Was one of three players acquired by the A's from Los Angeles in the trading deadline deal that sent Rich Hill and Josh Reddick to the Dodgers, but missed nearly the entire season due to rib cage injuries...began the year on the Dodgers 60-day disabled list with a fractured right rib cage, an injury suffered during the offseason...was sent to Double-A Tulsa on a rehab assignment May 22 and logged a 1.93 ERA in three games, including one start...was transferred to Triple-A Oklahoma City May 30 and made three additional rehab appearances before he was reinstated from the DL and optioned to Oklahoma City June 12...made one more appearance before going on the Triple-A DL June 19 with an inflamed right rib cage...missed the remainder of the season...was 0-0 with a 2.25 ERA and .241 opponents batting average in seven games (four starts)...struck out 22 batters in 16.0 innings (12.38 per nine innings) and walked just three (1.69 per nine innings)...surrendered just one home run...was traded to the A's Aug. 1 with Jharel Cotton and Grant Holmes and was placed on the Nashville DL...pitched for Mesa in the Arizona Fall League following the season and went 1-0 with a 0.53 ERA and .132 opponents batting average in six relief appearances...did not allow a run in his first five games and started the campaign with a



15.1-inning scoreless streak before allowing two runs in his final 1.2 innings...was rated as the A's No. 5 prospect by *Baseball America* following the season.

**2015**—Made his Major League debut with Chicago (AL), going 0-2 with a 4.80 ERA and .246 opponents batting average in seven games (two starts)...struck out 20 batters in 15.0 innings (12.00 per nine innings) but issued nine walks (5.40 per nine innings)...was initially recalled from Birmingham July 17 as the 26th player for a doubleheader against Kansas City, but did not pitch...was recalled Sept. 1 for the remainder of the season and made his ML debut Sept. 2 at Minnesota, working 1.0 scoreless inning...recorded his first career strikeout (Miguel Sanó in the eighth inning)...made his first career start Sept. 23 at Detroit and suffered the loss after allowing six runs on six hits over 3.0 innings...spent most of the season with Double-A Birmingham where he was 5-5 with a 2.97 ERA and .219 opponents batting average in 23 starts...ranked fourth in the Southern League in ERA, opponents batting average and strikeouts per nine innings (8.68)...was unbeaten over a 12-start span from May 19-July 26, going 3-0 with a 1.97 ERA...threw a 7.0-inning no-hitter on June 9 at Tennessee (3 bb, 3 so)...named a SL Midseason All-Star and pitched for the North All-Stars in the game at Montgomery on June 23 (0.1 ip, 1 h)...also represented the World Team in the All-Star Futures Game in Cincinnati on July 12 (0.2 ip, 4 h, 3 r, 3 er, 1 so)...was named Southern League Pitcher of the Week for July 13-19 after tossing 5.0 scoreless innings for the win July 19 against Pensacola (2 h, 1 bb, 8 so)...entered the season rated by *Baseball America* as the No. 5 prospect.

**2014**—Went 5-0 with a 1.44 ERA, .184 opponents batting average, one complete game and 80 strikeouts in 15 starts between the Arizona League White Sox, Single-A Winston-Salem and Double-A Birmingham...surrendered just three home runs in 81.0 innings...began the season on the disabled list with a left knee injury...was reinstated May 5...struck out a season-high 11 on May 22 at Salem...tossed a seven-inning complete game seven-hitter in a 6-2 win at Frederick on June 26...was placed on the DL a second time on June 29 to repair a medial meniscus tear in his right knee...made four starts with the AZL White Sox on a rehab assignment from Aug. 8 to 29...was reinstated from the DL Aug. 30 and transferred to Birmingham where he made one start...went 1-0 with a 3.52 ERA over six starts with Glendale in the Arizona Fall League...selected to the league's Rising Stars Game.

**2013**—Went a combined 5-11 with a 5.43 ERA, .263 opponents batting average and 127 strikeouts over 24 appearances (23 starts) between Single-A Greenville in the Boston organization and Single-A Kannapolis (White Sox)...averaged 10.3 strikeouts per 9.0 innings...was traded to the Chicago White Sox organization as part of a three-team trade that also involved Detroit on July 30...made two relief appearances with Escogido in the Dominican Winter League following the season and did not allow a run in 0.2 innings (1 bb).

**2012**—Combined to go 1-5 with a 3.65 ERA and 45 strikeouts over 13 appearances (10 starts) between the Gulf Coast League Red Sox and Single-A Lowell in his first season in the United States...earned his first professional win in relief on July 31 against the Orioles (4.0 ip, 1 r, 1 er, 1 bb, 3 so).

**2011**—Made just five starts with the Dominican Summer League Red Sox and was 0-1 with a 4.26 ERA...held opponents to a .159 batting average, including .154 against left-handed hitters...had 12 walks and 12 strikeouts in 12.2 innings.

**2010**—Made his professional debut with the Red Sox affiliate in the Dominican Summer League and was 0-3 with a 9.55 ERA and .322 opponents batting average in 12 games (four starts)...struck out 18 and walked 18 in 21.2 innings.

## PERSONAL/MISCELLANEOUS

Francielis Montas...is married, Nicholette, and has two children, Michael and Ellie...attended Colegio Creciendo in San Cristobal, Dominican Republic.

## LIFETIME PITCHING RECORD

Year	Club	W	L	ERA	G	GS	CG	SHO	SV	IP	H	R	ER	HR	HB	BB	IBB	SO	WP	BK
2010	DSL Red Sox	0	3	9.55	12	4	0	0	0	21.2	28	30	23	2	8	18	0	18	4	0
2011	DSL Red Sox	0	1	4.26	5	5	0	0	0	12.2	7	7	6	0	1	12	0	12	2	0
2012	GCL Red Sox	1	5	3.98	12	9	0	0	0	40.2	34	22	18	0	3	12	0	41	4	0
	Lowell	0	0	0.00	1	1	0	0	0	3.2	5	1	0	0	0	1	0	4	0	0
2013	Greenville	2	9	5.70	19	18	1	0	0	85.1	94	62	54	10	3	32	0	96	9	1
	Kannapolis	3	2	4.56	5	5	0	0	0	25.2	20	13	13	1	0	18	0	31	8	0
2014	Winston-Salem	4	0	1.60	10	10	1	0	0	62.0	45	16	11	2	2	14	0	56	3	2
	AZL White Sox	1	0	1.29	4	4	0	0	0	14.0	6	3	2	1	0	7	0	23	0	0
	Birmingham	0	0	0.00	1	1	0	0	0	5.0	1	1	0	0	0	1	0	1	0	0
2015	Birmingham	5	5	2.97	23	23	1	1	0	112.0	89	49	37	3	1	48	0	108	4	1
	CHICAGO (AL)	0	2	4.80	7	2	0	0	0	15.0	14	8	8	1	0	9	1	20	0	0
2016	Tulsa	0	0	1.93	3	1	0	0	0	4.2	2	1	1	1	0	1	0	7	0	0
	Oklahoma City	0	0	2.38	4	3	0	0	0	11.1	12	3	3	0	0	2	0	15	0	0
2017	OAKLAND	1	1	7.03	23	0	0	0	0	32.0	39	25	25	10	3	20	0	36	1	0
	Nashville	0	2	5.22	9	8	0	0	0	29.1	25	17	17	4	0	7	0	37	1	0
2018	Nashville	4	5	4.65	15	15	1	0	0	71.2	69	40	37	7	2	26	0	61	4	0
	OAKLAND	5	4	3.88	13	11	0	0	0	65.0	74	34	28	5	2	21	0	43	5	0
2019	OAKLAND	9	2	2.63	16	16	0	0	0	96.0	84	35	28	8	4	23	1	103	5	0
2020	OAKLAND	3	5	5.60	11	11	0	0	0	53.0	57	35	33	10	1	23	0	60	2	0
<b>Major League Totals</b>		<b>18</b>	<b>14</b>	<b>4.21</b>	<b>70</b>	<b>40</b>	<b>0</b>	<b>0</b>	<b>0</b>	<b>261.0</b>	<b>268</b>	<b>137</b>	<b>122</b>	<b>34</b>	<b>10</b>	<b>96</b>	<b>2</b>	<b>262</b>	<b>13</b>	<b>0</b>

## CAREER TRANSACTIONS

**2009** — Signed by the Boston Red Sox as a non-drafted international free agent, December 14. **2013** — Traded to the Chicago White Sox as part of a three-team deal in which Chicago acquired outfielder Avisail García from Detroit and pitcher J.B. Wendelken and infielder Cleuluis Rondon from Boston; Boston acquired pitcher Jake Peavy from Chicago and Brayan Villarreal from Detroit and Detroit acquired infielder José Iglesias from Boston, July 30. **2015** — Traded to the Los Angeles Dodgers with infielder Micah Johnson and outfielder Trayce Thompson in a three-team trade in which the Dodgers sent infielders Brandon Dixon and Jose Peraza and outfielder Scot Schebler to Cincinnati and the Reds sent infielder Todd Frazier to Chicago, December 6. **2016** — On the disabled list, February 20 to June 11; included rehabilitation assignment to Tulsa, May 22 to 29, and Oklahoma City, May 30 to June 11. Traded to the Oakland Athletics with minor league pitchers Jharel Cotton and Grant Holmes for pitcher Rich Hill and outfielder Josh Reddick, August 1. **2019** — On the restricted list, June 21 to September 24. **2020** — On the paternity list, September 14 to 16.

## WILD CARD RECORD

Year	Club/Opp.	W	L	ERA	G	GS	CG	SHO	SV	IP	H	R	ER	HR	HB	BB	IBB	SO	WP	BK
2020	OAK vs. CWS	1	0	4.50	1	0	0	0	0	2.0	2	1	1	0	0	0	0	2	0	0

## DIVISION SERIES RECORD

Year	Club/Opp.	W	L	ERA	G	GS	CG	SHO	SV	IP	H	R	ER	HR	HB	BB	IBB	SO	WP	BK
2020	OAK vs. HOU	0	1	12.27	1	1	0	0	0	3.2	7	5	5	2	0	1	0	3	0	0

## MONTAS' CAREER BESTS

**Low Hit Complete Game:** None

**Innings Pitched:** 8.2, May 17, 2019 at Detroit. As reliever: 3.0 (twice), last: May 20, 2017 vs. Boston

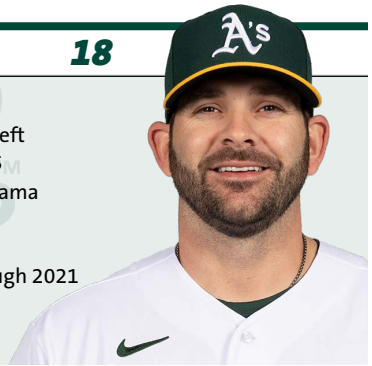
**Strikeouts:** 13, September 27, 2020 vs. Seattle; 10 (twice), June 9, 2019 at Texas; May 17, 2019 at Detroit. As reliever: 5 (twice), last: May 20, 2017 vs. Boston

**Pitches:** 113, September 27, 2020 vs. Seattle. As reliever: 65, September 13, 2015 vs. Minnesota

**Longest Winning Streak:** 5, May 17, 2019 to June 15, 2019

**Longest Losing Streak:** 2 (four times), last: September 13, 2020 to present

**Longest Scoreless Streak:** 15.0, June 1 to 8, 2018

**FIRST BASEMAN/DESIGNATED HITTER****Height/Weight:** 6-3 / 245**Bats/Throws:** Left / Left**Birthdate:** September 6, 1985**Opening Day Age:** 35**Birthplace/Resides:** Amory, Mississippi / Pelham, Alabama**Major League Service:** 10 years, 67 days**Obtained:** Signed as a free agent, February 23, 2021**Contract Status:** First year of a one-year contract through 2021 [Updated Stats](#)**CAREER HIGHLIGHTS**

Is a .252 hitter with 176 home runs and 588 RBI in 1179 games in 11 seasons in the majors with Texas (2010-16), Boston (2017-20) and San Diego (2020)...has played in the postseason in eight of his 11 seasons, winning the American League pennant with Texas in 2010 and 2011 and the World Series with Boston in 2018...earned his first career All-Star Game selection in 2018...was the 2016 American League Gold Glove Award winner at first base in 2016 and was a finalist in 2017 and 2018...was originally selected by Texas in the 17th round of the 2007 First-Year Player Draft and spent his first 10 professional seasons in the Rangers organization...signed free agent deals with the Red Sox on Dec. 8, 2016, a two-year deal on Dec. 18, 2017, and Jan. 28, 2020 before signing with the A's on Feb. 23, 2021...played for Surprise in the Arizona Fall League in 2009.

**2020 HIGHLIGHTS**

Began the year with Boston and was batting .328 with eight home runs and 21 RBI in 22 games when he was traded to San Diego Aug. 30...hit .203 with two home runs and eight RBI in 20 games with the Padres and combined for a .265 average, 10 home runs and 29 RBI in 42 games overall...19 of his 36 hits were for extra bases (also had nine doubles) and his .551 slugging percentage was the best of his career as was his .894 OPS...added 15 walks for a .342 on-base percentage, which was his highest since a mark of .364 as a rookie in 2010...his batting average was his highest since 2015 with Texas...did not ground into a double play in 136 at bats...hit .270 (30-for-111) with nine of his 10 home runs, 25 of his 29 RBI and 14 of his 15 walks against right-handed pitchers for a .938 OPS...batted .240 (6-for-25) with a .696 OPS against left-handers...hit .348 with runners on base compared to .179 with the bases empty...had a .324 average with runners in scoring position...batted .342 with five home runs and 11 RBI in 12 games at Fenway Park, .235 with five home runs and 18 RBI in 30 games in all other ballparks...was 11-for-22 (.500) with three doubles, five home runs and 12 RBI when putting the first pitch in play...hit .413 in the eighth inning or later...started 33 games at first base and three at designated hitter...was also 0-for-3 with a walk as a pinch hitter...committed just two errors in 38 games overall at first base for a .998 fielding percentage...started games in every spot in the order from fourth through seventh...batted .324 with seven home runs and 20 RBI in 21 starts from the five spot.

**MAJORS:** Went 5-for-19 (.263) with two home runs, five RBI and no walks over his first six games through Aug. 2...then reached base safely in 15 consecutive games from Aug. 4 to 28, which was the second longest reaching base streak of his career (20, April 24-May 17, 2016)...went 17-for-44 (.386) with three doubles, six home runs, 16 RBI and 11 walks during the streak...had a .518 on-base percentage and .864 slugging percentage...connected for his 13th career two-homer game and drove in a season-high tying three runs in the Red Sox 5-3 win over Toronto on Aug. 9...that gave him six home runs over his first 10 games, which was fourth most in the majors...would homer just four times over his final 32 contests...hit safely in five straight games from Aug. 13 to 20 (8-for-17, .471), which was his longest hitting streak of the season...went 0-for-4 on Aug. 29 against Washington in his final game with Boston...was traded to San Diego on Aug. 30 for minor league infielder Hudson Potts and minor league outfielder Jeisson Rosario...at the time of the trade, he was leading the Red Sox in home runs (8), RBI (21), batting (.328), on-base percentage (.430), slugging percentage (.746) and runs scored (14)...went 2-for-19 (.105) with no extra base hits and no RBI over his first six games with the Padres...was 4-for-12 (.333) with two doubles,

a home run and four RBI over his next three games but then had a 4-for-31 (.129) stretch from Sept. 11 to 25...had his lone two-double game of the season Sept. 20 at Seattle...finished the regular season with back-to-back multiple hit games...then went 4-for-8 (.500) with a double and four RBI in four postseason contests...started Games 2 and 3 of the NLWCS against St. Louis and Game 3 of the NLDS against Los Angeles, all at designated hitter...had a pinch hit RBI double in the ninth inning in Game 2 of the NLDS, driving in the final run of the Padres 6-5 loss.

## CAREER

**2019**—Hit .252 with 19 home runs, 58 RBI and an .835 OPS in 91 games...missed 49 games due to a pair of stints on the injured list...earned the BoSox Club's Man of the Year Award for contributions to the success of the Red Sox and for cooperation and efforts in community endeavors...led the Red Sox with 15.68 at bats per home run and 5.14 at bats per RBI...six of his 19 home runs either tied the game or gave the Sox a lead in the 7th inning or later (three in the ninth inning or later)...hit a pinch-hit, three-run home run with one out in the ninth inning on March 29 at Seattle, the Red Sox' 1st win of the season...turned a 6-4 deficit into a 7-6 lead...prior to Moreland, the last Red Sox to hit a pinch-hit, go-ahead home run in the ninth inning or later was Mike Carp on Sept. 11, 2013 at Tampa Bay (10th)...homered in four consecutive games with an at bat from April 5-11, the longest streak of his career and longest by a Red Sox player in 2019...hit 12 home runs in the Sox' first 40 games (through May 11)...at that time, was one of only 11 players with 12 or more home runs...was placed on the 10-day injured May 29, retroactive to May 26, with a low back strain...was leading the Red Sox in home runs (13) an RBI (34) at the time...was reinstated June 7 but returned to the IL June 8 with a right quad strain...appeared in four rehab games with Triple-A Pawtucket and was reinstated from the IL on July 23...in his final 35 games beginning on Aug. 9, he hit .297 with an .892 OPS...hit four home runs in a five-game span from Sept. 20-25...on Sept. 20 at Tampa Bay, gave the Sox a 2-0 lead with a two-run home run in the 7th inning, then tied the game at 4-4 in the ninth with another two-run home run...the next day against the Rays, broke a 3-3 tie with a solo home run in the 11th inning of an eventual 5-4 loss.

**2018**—In his second season with Boston, appeared in 124 games and hit .245 with 15 home runs and 68 RBI...named an All-Star for the first time in his career (elected via the player ballot)...was rated the American League's best defensive first baseman in the annual *Baseball America* Best Tools survey, which polls managers, scouts, and executives...named a finalist for a Rawlings Gold Glove Award...made only two errors in 809 total chances...hit four triples, all in a span of 26 games from May 26 to June 23, after he hit 3 in his first 957 career games...batted .246 with 13 of his 15 home runs against right-handed pitchers, .242 against left-handers...went 6-for-11 (.545) with the bases loaded...hit .301 with a .917 OPS and nine home runs in 42 games batting cleanup...batted .342 with a 1.102 OPS over a 32-game stretch from April 11-May 29...homered in 6 of 13 games from April 18-May 9, including three straight from April 30-May 5...hit a grand slam in the Sox' 7-3 win at Oakland on April 20, his fourth consecutive game homering at Oakland Coliseum...had three hits, including a home run, in back-to-back games for the first time in his career on April 30 and May 1 against Kansas City...went 2-for-3 and played five innings at first base in the 89th All-Star Game on July 17 at Nationals Park, helping the AL earn an 8-6 win in 10 innings...entered in the sixth inning as a defensive replacement for José Abreu...singled off Josh Hader in the eighth inning and Ross Stripling in the 10th...delivered a walk-off RBI single on Sept 9 vs. Houston...appeared in 11 postseason games and started three of them, posting a .294/.368/.529/.898 batting line...reached base in four of his seven plate appearances as a pinch hitter, going 2-for-5 with a walk, hit by pitch, home run and five and 5 RBI...in Game 4 of the World Series at Los Angeles, hit a pinch-hit, two-out, three-run home run in the seventh inning, cutting the Sox' deficit from 4-0 to 4-3...Boston came back to win, marking their largest comeback victory in World Series history.

**2017**—In his first season with the Red Sox, hit .246 with 22 home runs, 79 RBI, and 73 runs scored...set career highs in games (149), at-bats (508), runs (73), doubles (34), and walks (57)...named a finalist for a Rawlings Gold Glove Award at first base...according to FanGraphs, his 10 defensive runs saved were tied for the most among American League first basemen...set a Boston franchise record and tied the AL record for consecutive games with a double (7) from April 7-13...led the majors with 12 doubles in April...the only other Red Sox player in the last 100 years with as many as 12 doubles before May 1 is Mike Napoli (13 in 2013)...from May 18-21 at Oak-

land, homered in three consecutive games for the first time in his career...recorded an RBI in six straight games from May 18-25...had a season-best 10-game hitting streak from June 4-16...was hit by a pitch in the first inning on June 13 vs. Philadelphia, fracturing his left big toe...remained in the game and went 2-for-5, homering in the third inning...recorded his first walk-off home run as a member of the Red Sox (3rd of his career) on Aug. 4 vs. Chicago (AL) breaking a 2-2 tie...in the 11th inning with a two-out, two-strike solo shot...each of his seven hits from July 30 to Aug. 5 was an extra base hit (five doubles, two home runs)...homered on Aug. 23 at Cleveland and added his lone multi-homer game of the season the following day, also at Cleveland...in the Sox' 16-3 loss to Baltimore on Aug. 25, started at first base before pitching a scoreless ninth inning (2 h, 1 so)...became the first position player to pitch for the Red Sox since Ryan LaMarre (July 2, 2016 vs. Los Angeles-AL) and the first to record a strikeout since Jonathan Van Every (May 8, 2010 vs. New York-AL)...on Aug. 30 at Toronto, broke a 1-1 tie with a two-run, pinch-hit home run in the seventh inning and added a two-run single in the eighth...appeared in all four ALDS games vs. Houston, leading the Sox in runs scored (4) and doubles (tied, 2).

**2016**—Won the American League Rawlings Gold Glove Award at first base...batted .233 with 22 home run and 60 RBI in 147 games...led the AL with a .998 fielding percentage (two errors in 1103 total chances) in 139 games at first base, the highest mark in club history (min. 100 games at first)...did not commit an error in his final 52 games of the season...hit 14 of his 22 home runs during a 52-game span from June 8 to Aug. 13, batting .316 with a .645 slugging percentage over that stretch...led the majors with a .750 slugging percentage in July...named AL Player of the Week for July 25-31 after going 10-for-22 (.455) with five home runs and nine RBI...appeared in all three ALDS games against Toronto, going 2-for-8 with two doubles and two RBI...started Games 1 and 3.

**2015**—Matched his career high with 23 home runs and established career bests in average (.278), hits (131) and RBI (85) in 132 games...ranked among the team leaders in home runs (t-1st), RBI (2nd) and OPS (3rd, .812)...set a franchise record with 90 consecutive errorless games at first base from May 26 to Sept. 25...placed on the disabled list on April 29 (retro to April 28) and had surgery that day to remove bone chips from his left elbow...the procedure was performed by Rangers Team Physician Dr. Keith Meister...was reinstated on May 13...named Rangers Player of the Month for June after batting .323 with nine home runs and 25 RBI...each of his five hits from June 27-30 was a home run...hit two home runs on June 29 at Baltimore and again on June 30 at Baltimore, becoming the eighth player in Rangers history to record multiple home runs in consecutive games...also hit two home runs on July 11 vs. San Diego...went 0-for-13 in the ALDS against Toronto...endured a stomach illness on the eve of the series.

**2014**—Missed the majority of season following ankle surgery in June...hit .246 in 52 games...on May 6 at Colorado, became the sixth position player in Texas history to pitch in a game, working a perfect eighth inning...also had a pinch-hit single in that game, becoming the first position player to record a pinch hit and then pitch in the same game since San Francisco's Greg Litton on July 4, 1991 against Houston (source: Elias)...was placed on the 15-day disabled list on June 8 with Os Trigonum Syndrome in his left ankle...underwent season-ending reconstructive surgery on June 23, performed by Dr. Robert Anderson in Charlotte, North Carolina...was transferred to 60-day DL on July 24.

**2013**—Hit .232 with 24 doubles, 23 home runs and 60 RBI in 147 games with Texas...did not commit an error in 67 consecutive games at first base from July 9 to Sept. 25, totaling 471 chances in that span...hit six home runs in a nine-game span from May 5-14...was on the disabled list with a right hamstring strain from June 6-20...hit five home runs in an 11-game span from Aug. 23-Sept. 3.

**2012**—Batted .275 and slugged .468 with 15 home runs and 50 RBI in his second Major League season...missed 31 games while on the disabled list from June 20-July 29 with a strained left hamstring...struck out as a pinch-hitter in his lone plate appearance in the Rangers' Wild Card Game loss to Baltimore.

**2011**—In his first full Major League season, made 89 starts at first base, 27 in right field and seven at designated hitter...6 of his 16 home runs were game-winners, including an 11th-inning, walk-off blast on June 21 vs. Houston...hit eight home runs to lead off an inning...tied an American League record for first basemen by participating in six double plays on April 15 at New York (AL)...appeared in nine postseason games with Texas going 7-1 in his eight starts...started Games 4 and 5 of the World Series and appeared as a defensive replacement in Game 6...his solo home run in Game 5 marked his second career World Series homer batting ninth, making him just the fourth player ever to hit two home runs from that spot in the Fall Classic...underwent arthroscopic surgery to remove the pisiform bone from his right wrist on Dec. 1...the procedure was performed by Dr. Tom Graham in Cleveland, Ohio.

**2010**—Made his Major League debut, starting 41 of Texas' final 61 games after a July 29 recall from Triple-A Oklahoma City...made 37 starts at first base and four in right field...from the time of his recall through the end of the season, led Texas in home runs (tied, 9) and walks (25)...went 2-for-4 in his debut on July 29 vs. Oakland...singled off Vin Mazzaro in his first plate appearance...hit safely in his first five games...hit his first home run on Aug. 13 vs. Boston off Josh Beckett...hit two home runs on Sept. 26 at Oakland and again on Oct. 1 vs. Los Angeles (AL)...over his last 45 Triple-A games, batted .345 nine home runs and 40 RBI...started 13 of the Rangers' 16 postseason games and appeared in 15...led Texas regulars in average (.348) and on-base percentage (.400)...hit safely in 13 of his final 14 games and was the only Ranger with a hit in all five World Series games vs. San Francisco...hit a three-run home run off Jonathan Sanchez in Game 3, becoming the first left-handed batter in ML history to homer off a left-handed pitcher in the World Series after never previously homering off a lefty in a regular season or postseason game.

**2009**—Named Texas' Tom Grieve Minor League Player of the Year after batting .331 with 16 home runs and 85 RBI in 116 games between High-A Bakersfield and Double-A Frisco...led Rangers minor leaguers in batting...named the organization's Player of the Month for May...promoted to Frisco on May 26...at that time, led the California League in doubles (19)...placed on the disabled list on Aug. 14 with a fracture in his right foot and missed the remainder of the season...following the season, hit .300 with three home runs in 18 games for Surprise in the Arizona Fall League.

**2008**—Spent the entire season with Single-A Clinton...named a Midwest League Midseason and Postseason All-Star...led the league in batting (.324), RBI (99), slugging (.536) and extra base hits (59)...finished second in league MVP voting to Ben Revere...was the starting right fielder for the West Division in the Midwest League All-Star Game...named MWL Player of the Week for Aug. 11-17.

**2007**—Spent entire season with Short-A Spokane and hit .259 with two home runs and 15 RBI in 27 games in his professional debut.

## PERSONAL/MISCELLANEOUS

Mitchell Austin Moreland was originally signed by Rangers scout Art Gardner...is married, Susanah, and has three children, Crue, Ledger and Swayze...played three seasons (2005-07) at Mississippi State, where he hit .332 (144-for-434) with 91 RBI in 129 games...also went 5-0 with two saves and a 3.31 ERA in 25 pitching appearances...struck out 45 in 32.2 innings...graduated in 2004 from Amory (MS) High School, where he went 25-2 in three varsity seasons...posted a 0.53 ERA and averaged 18.3 strikeouts per nine innings as a senior...earned the BoSox Club's 2019 Man of the Year Award for contributions to the success of the Red Sox and for cooperation and efforts in community endeavors.

## LIFETIME PLAYING RECORD

Year	Club	AVG.	G	AB	R	H	2B	3B	HR	RBI	SH	SF	HP	BB	SO	SB	CS	OBP	SLG	E
2007	Spokane	.259	27	108	10	28	7	1	2	15	1	1	0	8	25	1	0	.308	.398	2
2008	Clinton	.324	122	466	64	151	37	4	18	99	0	5	2	60	67	2	4	.400	.536	10
2009	Bakersfield	.341	43	170	34	58	19	0	8	26	0	2	4	21	26	1	0	.421	.594	2
	Frisco	.326	73	301	51	98	19	3	8	59	0	2	1	23	42	1	1	.373	.488	2
2010	Oklahoma City	.289	95	353	52	102	29	2	12	65	2	7	3	47	63	2	1	.371	.484	3
	TEXAS	.255	47	145	20	37	4	0	9	25	0	2	1	25	36	3	1	.364	.469	3
2011	TEXAS	.259	134	464	60	120	22	1	16	51	2	3	4	39	92	2	2	.320	.414	5
2012	TEXAS	.275	114	327	41	90	18	0	15	50	2	4	1	23	71	1	1	.321	.468	3
	Round Rock	.167	2	6	0	1	0	0	0	0	0	0	0	0	2	0	0	.167	.167	0
	Frisco	.308	3	13	4	4	2	0	1	0	0	0	1	0	2	0	0	.357	.462	0
2013	TEXAS	.232	147	462	60	107	24	1	23	60	0	8	3	45	117	0	0	.299	.437	5
	Frisco	.500	3	12	3	6	3	0	1	3	0	0	0	0	1	0	0	.500	1.000	0
2014	TEXAS	.246	52	167	18	41	9	1	2	23	2	2	1	12	43	0	0	.297	.347	3
2015	TEXAS	.278	132	471	51	131	27	0	23	85	0	5	7	32	112	1	0	.330	.482	4
	Round Rock	.000	4	11	2	0	0	0	0	0	0	0	0	6	1	0	0	.353	.000	0
2016	TEXAS	.233	147	460	49	107	21	0	22	60	0	0	8	35	118	1	0	.298	.422	2
2017	BOSTON	.246	149	508	73	125	34	0	22	79	0	5	6	57	120	0	1	.326	.443	5
2018	BOSTON	.245	124	404	57	99	23	4	15	68	0	5	0	50	102	2	0	.325	.433	2
2019	BOSTON	.252	91	298	48	75	17	1	19	58	0	2	1	34	74	1	0	.328	.507	3
	Pawtucket	.000	4	13	0	0	0	0	0	0	0	0	0	1	4	0	0	.071	.000	0
2020	BOSTON	.328	22	67	14	22	4	0	8	21	0	0	1	11	18	0	0	.430	.746	1
	SAN DIEGO	.203	20	69	8	14	5	0	2	8	0	0	0	4	14	0	0	.247	.362	1
Major League Totals		.252	1179	3842	499	968	208	8	176	588	6	36	33	367	917	11	5	.320	.448	37

## LIFETIME PITCHING RECORD

Year	Club	W	L	ERA	G	GS	CG	SHO	SV	IP	H	R	ER	HR	HB	BB	IBB	SO	WP	BK
2008	Clinton	0	0	4.50	2	0	0	0	0	2.0	2	1	1	0	0	1	0	3	0	0
2014	TEXAS	0	0	0.00	1	0	0	0	0	1.0	0	0	0	0	0	0	0	0	0	0
2017	BOSTON	0	0	0.00	1	0	0	0	0	1.0	2	0	0	0	0	0	0	1	0	0
Major League Totals		0	0	0.00	2	0	0	0	0	2.0	2	0	0	0	0	0	0	1	0	0

## CAREER TRANSACTIONS

**2007** — Selected by the Texas Rangers organization in the 17th round of the First-Year Player Draft. **2012** — On the disabled list, June 20 to July 29; included rehabilitation assignments to Round Rock, July 23 to 26, and Frisco, July 27 to 29. **2013** — On the disabled list, June 6 to 20; included rehabilitation assignment to Frisco, June 17 to 20. **2014** — On the disabled list, June 8 to November 2. **2015** — On the disabled list, April 28 to May 21; included rehabilitation assignment to Round Rock, May 9 to 12. **2016** — Elected free agency, November 3; signed by the Boston Red Sox, December 9. **2017** — Elected free agency, November 2; re-signed by the Red Sox, December 18. **2019** — On the injured list, May 26 to June 6. On the injured list, June 8 to July 22; included rehabilitation assignments to Pawtucket, July 11 to 13 and July 19 to 22. Elected free agency, October 31. **2020** — Re-signed by the Red Sox, January 28. Traded to the San Diego Padres for minor league infielder Hudson Potts and minor league outfielder Jeisson Rosario, August 30. Elected free agency, November 1. **2021** — Signed by the Oakland Athletics, February 23.

## WILD CARD RECORD

Year	Club/Opp.	AVG.	G	AB	R	H	2B	3B	HR	RBI	SH	SF	HP	BB	SO	SB	CS	OBP	SLG	E
2012	TEX vs. BAL	.000	1	1	0	0	0	0	0	0	0	0	0	1	0	0	0	.000	.000	0
2020	SD vs. STL	.500	2	6	1	3	0	0	0	0	0	0	0	2	0	0	0	.500	.500	0
Totals		.429	3	7	1	3	0	0	0	0	0	0	0	3	0	0	0	.429	.429	0

## DIVISION SERIES RECORD

Year	Club/Opp.	AVG.	G	AB	R	H	2B	3B	HR	RBI	SH	SF	HP	BB	SO	SB	CS	OBP	SLG	E
2010	TEX vs. TB	.200	4	15	1	3	3	0	0	1	0	0	0	3	0	0	0	.200	.400	0
2011	TEX vs. TB	.100	3	10	1	1	0	0	1	2	0	0	1	1	1	0	0	.250	.400	0
2015	TEX vs. TOR	.000	5	13	0	0	0	0	0	1	0	0	0	2	3	0	0	.133	.000	1
2016	TEX vs. TOR	.250	3	8	1	2	2	0	0	2	0	0	0	1	1	0	0	.333	.500	0
2017	BOS vs. HOU	.385	4	13	4	5	2	0	0	0	0	0	0	2	2	0	0	.467	.538	0
2018	BOS vs. NYY	.333	2	3	1	1	0	0	0	0	0	0	0	1	0	0	0	.333	.333	0
2020	SD vs. LAD	.500	2	2	1	1	1	0	0	1	0	0	0	0	0	0	0	.500	1.000	0
Totals		.203	23	64	9	13	8	0	1	7	0	0	1	6	11	0	0	.282	.375	1

## LEAGUE CHAMPIONSHIP SERIES RECORD

Year	Club/Opp.	AVG.	G	AB	R	H	2B	3B	HR	RBI	SH	SF	HP	BB	SO	SB	CS	OBP	SLG	E
2010	TEX vs. NYY	.389	6	18	3	7	0	0	0	3	1	0	0	2	2	0	0	.450	.389	0
2011	TEX vs. DET	.111	3	9	0	1	0	0	0	0	0	0	0	1	5	0	0	.200	.111	1
2018	BOS vs. HOU	.500	5	6	1	3	1	0	0	2	0	0	1	1	1	0	0	.625	.667	0
<b>Totals</b>		<b>.333</b>	<b>14</b>	<b>33</b>	<b>4</b>	<b>11</b>	<b>1</b>	<b>0</b>	<b>0</b>	<b>5</b>	<b>1</b>	<b>0</b>	<b>1</b>	<b>4</b>	<b>8</b>	<b>0</b>	<b>0</b>	<b>.421</b>	<b>.364</b>	<b>1</b>

## WORLD SERIES RECORD

Year	Club/Opp.	AVG.	G	AB	R	H	2B	3B	HR	RBI	SH	SF	HP	BB	SO	SB	CS	OBP	SLG	E
2010	TEX vs. SF	.462	5	13	1	6	1	0	1	3	0	0	0	2	4	0	0	.533	.769	1
2011	TEX vs. STL	.100	3	10	1	1	0	0	1	1	0	0	0	0	2	0	0	.100	.400	0
2018	BOS vs. LAD	.125	4	8	1	1	0	0	1	3	0	0	0	0	4	0	0	.125	.500	0
<b>Totals</b>		<b>.258</b>	<b>12</b>	<b>31</b>	<b>3</b>	<b>8</b>	<b>1</b>	<b>0</b>	<b>3</b>	<b>7</b>	<b>0</b>	<b>0</b>	<b>0</b>	<b>2</b>	<b>10</b>	<b>0</b>	<b>0</b>	<b>.303</b>	<b>.581</b>	<b>1</b>

## ALL-STAR GAME RECORD

Year	Club/Site	AVG.	G	AB	R	H	2B	3B	HR	RBI	SH	SF	HP	BB	SO	SB	CS	OBP	SLG	E
2018	A.L./WAS	.667	1	3	0	2	0	0	0	0	0	0	0	0	1	0	0	.667	.667	0

## MORELAND'S CAREER BESTS

**Hits:** 4 (twice), last: September 25, 2019 at Texas

**Home Runs:** 2 (13 times), August 9, 2020 vs. Toronto; September 20, 2019 at Tampa Bay; August 24, 2017 at Cleveland; July 28, 2016 vs. Kansas City; June 10, 2016 at Seattle; July 11, 2015 vs. San Diego; June 30, 2015 at Baltimore; June 29, 2015 at Baltimore; May 14, 2013 at Oakland; May 17, 2012 vs. Oakland; August 19, 2011 at Chicago (AL); October 1, 2010 vs. Los Angeles (AL); September 26, 2010 at Oakland

**Runs Batted In:** 5 (three times), last: August 22, 2012 vs. Baltimore

**Stolen Bases:** 1 (11 times), last: May 5, 2019 at Chicago (AL)

**Hitting Streak:** 11 (twice), last: June 4 to 16, 2015

**Hitless Streak (At Bats):** 23, July 23 to 29, 2013

**Game Ending RBI:** 6, August 9, 2020 vs. Toronto (home run); September 9, 2018 vs. Houston (single); August 4, 2017 vs. Chicago-AL (home run); July 30, 2016 vs. Kansas City (home run); September 15, 2015 vs. Houston (sacrifice fly); June 21, 2011 vs. Houston (home run)

**Grand Slams:** 3, April 20, 2018 at Oakland (Emilio Pagan); August 27, 2016 vs. Cleveland (Carlo Carrasco); August 22, 2012 vs. Baltimore (Tommy Hunter)

**Pinch-Hit Home Runs:** 4, March 29, 2019 at Seattle (Hunter Strickland); August 30, 2017 at Toronto (Tom Koehler); August 23, 2013 at Chicago-AL (Dylan Axelrod); June 9, 2012 at San Francisco (Ryan Vogelsong)

**Inside-The-Park Home Runs:** None

**Lead Off Home Runs:** None



**CATCHER****Height/Weight:** 6-3 / 228**Bats/Throws:** Right / Right**Birthdate:** October 4, 1994**Opening Day Age:** 26**Birthplace/Resides:** Peekskill, New York / Dayton, Ohio**Major League Service:** 1 year, 29 days**Obtained:** Selected in the 3rd round of the 2016 First-Year Player Draft**Contract Status:** First year of a one-year contract through 2021[Updated Stats](#)**CAREER HIGHLIGHTS**

Made his Major League debut with the A's in 2019 and is a .237 hitter with 11 home runs and 22 RBI in 63 games in two seasons with Oakland...batted .267 with 34 home runs and 129 RBI in 235 games in four seasons in the minors...has appeared exclusively at catcher on defense and has thrown out 8-of-27 (29.6%) attempted base stealers as a major leaguer and 55-of-168 (32.7%) as a minor leaguer...has started all eight of the A's postseason games at catcher over the last two years...was named to the 2018 All-Star Futures Game but did not play due to injury...was named to the Texas League Midseason All-Star team in 2018 and the California League Midseason All-Star team in 2017...played for Mesa in the Arizona Fall League in 2017...was ranked as the A's seventh-best prospect by *Baseball America* following the 2017 season and third-best following 2018 and 2019.

**2020 HIGHLIGHTS**

The rookie catcher started 39 of the A's 60 games behind the plate and batted .233 with seven home runs and 14 RBI in 43 games overall...added 24 walks to fuel a .364 on-base percentage...ranked fourth among Major League rookies in walks, sixth in home runs and on-base percentage, seventh in OPS (.821) and slugging (.457) and tied for eighth in runs (21)...was named as the catcher on the Topps All-Star Rookie Team and the *Baseball Digest* MLB Rookie All-Star Team...tied for fourth in American League Rookie of the Year balloting...tied for second among Major League catchers in walks (24), tied for third in on-base percentage (.367) and tied for fifth home runs (7)...was hitting .203 with two home runs, five RBI and a .654 OPS in 27 games through the end of August...then reached base safely in each of his 16 games in September and batted .277 with five home runs, nine RBI and a 1.062 OPS...hit .235 (8-for-34) against left-handed pitchers, .232 (19-for-82) against right-handers...batted .270 with all seven of his home runs with the bases empty, .189 with runners on...10 of his 11 career home runs have been solo shots...was 1-for-13 (.077) with runners in scoring position and two outs and is 1-for-22 (.045) in his career...started 65.0% of the A's games at catcher, which was the second highest percentage by a rookie catcher in Oakland history...the highest is 67.3% (109-of-162) by A.J. Hinch in 1998...tied for third among Major League catchers in games (43), ranked fifth in innings (339.1), sixth in catcher's ERA (3.79), tied for sixth in games started (39), eighth in putouts (334) and ninth in total chances (350)...tossed out 6-of-21 (28.6%) attempted base stealers, which was the second best percentage among catchers in the West divisions and ninth best in the majors...has tossed out 8-of-27 (29.6%) in his career...committed two errors for a .994 fielding percentage...the A's were 26-13 (.667) when he started at catcher and are 36-16 (.692) when he starts behind the plate in his career...went 0-for-1 in one pinch hitting appearance...made a team-leading 26 starts batting ninth...went 6-for-12 (.500) when putting the first pitch in play...has 11 home runs in 63 career games, which are tied for eighth most in Athletics history by a player over his first 63 games.

**OAKLAND:** Went 0-for-1 with a walk and strikeout on Opening Day, July 24 against Los Angeles (AL)...became the first A's rookie catcher to start an opener since A.J. Hinch in 1998...was hitting .167 with a home run and two RBI over his first 13 games through Aug. 9...then went 7-for-20 (.350) with five walks, three doubles and a home run during a career-high seven-game hitting streak from Aug. 10-19...had his first career three-strikeout game Aug. 23 against Los Angeles (AL)...his second came on Sept. 22 at Los Angeles (NL)...went 0-for-9 over his final three games

in August...then went 1-for-3 on Sept. 4 against San Diego in the A's first game back following a positive Covid-19 test and reached base safely via hit or walk in each of his final 16 regular season games...batted .277 with 13 runs, two doubles, five home runs, nine RBI, 12 walks and a 1.062 OPS during the streak...had his first multiple hit game of the season Sept. 7 against Houston when he was 2-for-3 with a home run and a season-high three RBI...collected all three of his two-hit games over a five-game stretch from Sept. 7-12 when he went 6-for-14 (.429) with six runs, two home runs, six RBI and six walks...had the first three-walk game of his career Sept. 9 against Houston...hit his 10th career home run in the first game of the Sept. 14 doubleheader at Seattle and it came in his 55th game...is the seventh player in Athletics history to reach 10 career home runs in 55 games or fewer (Canseco, Chapman, Held, Gross, McGwire, Olson)...started all seven postseason games and caught all 62 innings...went 5-for-22 (.227) with two home runs and four RBI...hit safely in all three ALWCS games against Chicago (3-for-8, .375)...homered in Game 3 to start the A's comeback from a 3-0 deficit and also homered in Game 1 of the ALDS against Houston...it marked the 12th time an A's player homered in back-to-back games in the postseason, the first since Dave Parker in 1989 (ALCS Games 2 and 3)...is the first rookie catcher to homer in back-to-back postseason games in Major League history...the only other A's rookies to homer in the postseason are Wally Schang (1913 WS G#3), Terrence Long (2000 ALDS G#3) and Mark Ellis (2002 ALDS G#5)...ended up going 2-for-14 (.143) in the ALDS against the Astros...had surgery for a collapsed lung during the offseason.

## CAREER

**2019**—Played in just 41 minor league games due to two stints on the injured list with a strained left knee...was selected by Oakland on Sept. 1 when rosters expanded and hit .245 with four home runs and eight RBI in 20 games...added five doubles for a .556 slugging percentage and nine of his 13 hits (69.2%) were for extra bases...started 13 of the A's 26 games at catcher following his promotion...committed one error in 18 games overall behind the plate for a .994 fielding percentage...tossed out 2-of-6 (33.3%) attempted base stealers...had a 2.76 catchers ERA...hit .400 with all four of his home runs and all eight of his RBI over his first 10 games...went 1-for-23 over his final 10 contests...batted .278 against left-handed pitchers compared to .229 against right-handers...connected for all four of his home runs off righties for a .657 slugging percentage (.389 vs. lefties)...hit .313 with three of his four home runs on the road, .143 in Oakland...had a .188 average with runners in scoring position and was 0-for-9 with RISP and two outs...hit .295 against a pitcher the first time he saw him in a game and was 0-for-9 after that...was 0-for-1 with two walks in three pinch hitting appearances...started seven games batting eighth, four in the nine spot and two hitting seventh...was selected from Triple-A Las Vegas Sept. 1...made his Major League debut Sept. 4 against Los Angeles (AL) in a start at catcher and went 1-for-3 in the A's 4-0 win...hit a solo home run off Jake Jewell in the fifth inning for his first hit and RBI...became the first Athletic to catch a shutout in his ML debut since Jack Lapp in the second game of a Sept. 11, 1908 doubleheader against Washington...is just the fourth ML catcher since 1908 to catch a shutout and homer in his debut (last: Aramis García, SF vs. NYM on Aug. 31, 2018)...became the sixth player in Oakland history to homer in his debut, the first since Franklin Barreto on June 24, 2017 vs. Chicago (AL)...his next appearance came on Sept. 6 in the resumption of the May 19 suspended game at Detroit...although he appears in a game on May 19, his Sept. 4 game remains his ML debut...had 19 total chances Sept. 7 vs. Detroit, which ties the Athletics record for a catcher in a nine-inning game since (Ossee Schreckengost, May 15, 1903 at St. Louis)...his 18 putouts in that game tied the most for a nine-inning game (Bill Bathe, April 19, 1986 at Seattle)...went 11-for-25 (.440) with 10 runs, five doubles, three home runs and seven RBI over a seven-game span from Sept. 7 to 16...had his first career multi-homer game Sept. 10 at Houston, going 3-for-5 with two home runs and four RBI...it came in his sixth career game, matching Mitchell Page for the earliest two-homer game in a career in Oakland history...homered against the next day against the Astros to become the first player in Athletics history with four home runs over the first seven games of his career...tied an Oakland record with three doubles Sept. 13 at Texas (31st time, last: Matt Chapman vs. Seattle, Aug. 13, 2018) and also scored a career-high four runs...that gave him 10 runs over his first eight games, which are the most by an Athletic in his first eight career games since at least 1908...had an extra base hit in five consecutive games from Sept. 10 to 16, giving him nine extra base hits (five doubles, four home runs) in his first 10 career games, which is the most by an Athletic over his first 10 games since at least 1908...had a career-high 0-for-19 streak from Sept. 16 to 26...started at catcher in the Wild Card Game against Tampa Bay

on Oct. 2 and grounded into a double play in his only at bat...following the season, underwent surgery of his left knee on Oct. 10...the surgery was performed by Dr. Thomas Carter at the Gateway Surgical Center in Phoenix, Ariz., and involved a lateral meniscal debridement procedure on Murphy's left knee...was rated as the A's number three prospect by *Baseball America* following the season...combined for a .293 batting average with 11 home runs and 31 RBI in 41 games with Triple-A Las Vegas and both of the A's affiliates in the Arizona Rookie League...added 22 walks for a .384 on-base percentage and slugged .580...hit .324 with 10 of his 11 home runs and 26 of his 31 RBI against right-handed pitchers compared to .205 against left-handers...had a .359 batting average with runners in scoring position with Las Vegas but went 0-for-12 with the A's two AZL teams...batted .388 with six home of his 11 home runs and 17 of his 31 RBI in the seventh inning or later...hit .342 in his home ballparks, .247 on the road...tossed out 6-of-30 (20.0%) attempted base stealers...appeared in 35 games at catcher and went 4-for-26 (.154) in seven games as the designated hitter...saw his most action batting fifth (14) and fourth (12)...went 11-for-22 (.500) with nine home runs and 20 RBI in six games batting seventh...reached base safely in each of his first 15 games through April 24 and batted .397 with a .478 on-base percentage...had a career-high tying four hits April 11 against Sacramento when he went 4-for-5 with a double, triple and four RBI...committed his first error of the season April 16 at Sacramento, snapping a 61-game errorless streak behind the plate dating back to 2018...was batting .324 with a home run and nine RBI in 19 games when he was placed on the seven-day injured list April 30 with a strained left knee...began a rehab assignment with the A's Gold club in the Arizona Rookie League July 13 and also played one game for the A's Green club on July 23...was 8-for-20 (.200) with a home run, seven walks (.407 on-base percentage) and eight runs scored when he was reinstated from the IL July 25...went 8-for-15 (.533) with seven runs, a double, six home runs and 13 RBI in four games before returning to the IL Aug. 1...homered in each of the four games, including the first three-homer game of his career July 26 at El Paso when he drove in a career-high six runs...went 3-for-10 (.300) on a three-game rehab assignment with the AZL A's-Gold from Aug. 15 to 19 and was reinstated from the IL Aug. 21...had his second multi-homer game of the season that day against Reno when he went 2-for-4 with two home runs and a career-high tying six RBI.

**2018**—Spent most of the season at Double-A Midland where he hit .288 with eight home runs and 43 RBI in 68 games...missed seven weeks of the season with a sprained right finger and also had three games at Triple-A Nashville and two on a rehab assignment with the A's affiliate in the Arizona Rookie League...combined to hit .285 in 73 games overall...ranked fourth in the A's farm system in slugging (.489) and tied for 10th in doubles (27)...was named an A's Organization All-Star by MiLB.com and a Texas League Midseason All-Star...was also named to the United States Team for the All-Star Future Game but did not play due to his injury...batted .340 against left-handed pitchers compared to .256 against right-handers...batted .413 during the day and .370 in the ninth inning...appeared exclusively at catcher on defense where he tossed out 23-of-67 (34.3%) attempted base stealers...committed three errors for a .995 fielding percentage...saw his most playing time with 56 games batting clean-up...had season highs in hits, doubles and RBI when he went 4-for-5 with three doubles and three RBI April 19 against San Antonio...that gave him a .409 batting average, three home runs and nine RBI over his first 11 games...made his third and final error of the season April 28 at San Antonio...finished the season with a 53-game errorless streak at catcher...batted .345 in 21 games in April, which ranked eighth in the TL...tied for the lead with 12 doubles, ranked second with 19 runs and tied for second with 15 extra base hits...had a season-best seven-game hitting streak from May 12 to 23...went 10-for-28 (.357) with six doubles during the streak...played for the South All-Stars in the Texas League All-Star Game on June 26 at Midland and went 0-for-2 as a defensive replacement at catcher...was placed on the disabled list July 7 with a sprained right finger...began a rehab assignment with the A's affiliate in the Arizona Rookie League on Aug. 23 and went 1-for-5 with a double in two games before he was reinstated Aug. 26...returned to Midland and played in three games before he was moved up to Nashville Aug. 31...played for Toros del Este in the Dominican Winter League following the season and hit .185 with two home runs and 13 RBI in 23 games...was rated as the A's third-best prospect by *Baseball America* entering the 2019 season.

**2017**—Began his first full professional season at Single-A Stockton and was batting .297 with nine home runs and 26 RBI in 45 games when he was promoted to Double-A Midland June 28...hit .209 with four home runs and 22 RBI in 53 games with the RockHounds...batted a combined .250

with 13 home runs and 48 RBI in 98 games...batted .267 against left-handed pitching compared to .244 with 11 of his 13 home runs against right-handers...was named to the California League Midseason All-Star team...appeared in 91 games at catcher and tossed out 15-of-46 (32.6%) attempted base stealers...made five errors for a .994 fielding percentage...had his first two-homer game of the season April 10 against Modesto...was placed on the disabled list April 23 with a sprained left wrist...was reinstated May 17 and hit safely in each of his first 10 games following his return (16-for-41, .390)...connected for his second two-homer game of the season June 4 against Lake Elsinore...had a season-best 12-game hitting streak from June 14-July 1, which also included his first three games with Midland...went 20-for-48 (.417) during the streak...played for the North in the Cal League All-Star Game on June 20 at Visalia and went 0-for-1...was promoted to Midland June 28...had three hits in each of his first two games with the RockHounds on June 29 and 30 against Springfield...went 7-for-35 (.200) with two home runs and two RBI in 10 post-season games as Midland won its fourth straight Texas League Championship...played for the Mesa Solar Sox in the Arizona Fall League following the season and hit .309 with four doubles and nine RBI in 18 games...added 10 walks for a .413 on-base percentage, which ranked seventh in the AFL...struck out just seven times and his ratio of 11.43 plate appearances per strikeout was third best...was named the A's number seven prospect by *Baseball America* following the season.

**2016**—Batted .228 with two home runs and seven RBI in 23 games with the A's affiliate in the Arizona Rookie League and Short Season Single-A Vermont...made 21 of his 23 appearances at catcher and tossed out 11-of-25 (44.0%) attempted base stealers...made his professional debut June 20 against the Angels for the A's Arizona Rookie League team and went 0-for-3...it was his only game in the AZL as he was transferred to Vermont June 22...collected his first professional hit June 25 against Staten Island with a second inning single...walked with the bases loaded in the fourth inning that day for his first RBI...went 4-for-4 with his first professional home run June 30 against Aberdeen...was out from July 19 to Aug. 31 with cellulitis in his left shin...the injury occurred after fouling a ball off his shin July 6.

## PERSONAL/MISCELLANEOUS

Sean Michael Murphy was originally signed by A's scout Rick Sparks...graduated from Centerville High School in Dayton, Ohio...attended Wright State University...was an All-League selection in 2015...earned Horizon League Freshman of the Year honors and was a Louisville Slugger Freshman All-American in 2014.

### LIFETIME PLAYING RECORD

Year	Club	AVG.	G	AB	R	H	2B	3B	HR	RBI	SH	SF	HP	BB	SO	SB	CS	OBP	SLG	E
2016	AZL Athletics	.000	1	3	1	0	0	0	0	0	0	0	0	0	0	0	0	.000	.000	0
	Vermont	.237	22	76	10	18	1	0	2	7	0	0	0	9	12	1	0	.318	.329	3
2017	Stockton	.297	45	165	22	49	11	0	9	26	0	1	1	11	33	0	0	.343	.527	3
	Midland	.209	53	191	25	40	7	0	4	22	2	2	1	21	34	0	0	.288	.309	2
2018	Midland	.288	68	257	51	74	26	2	8	43	1	2	6	23	47	3	0	.358	.498	3
	AZL Athletics	.200	2	5	1	1	0	0	0	0	0	0	0	0	1	0	0	.200	.400	0
	Nashville	.250	3	8	2	2	0	0	0	0	0	0	1	3	2	0	0	.500	.250	0
2019	AZL A's Gold	.214	9	28	8	6	2	0	1	1	0	0	0	4	4	0	0	.313	.393	1
	Las Vegas	.308	31	120	25	37	6	1	10	30	0	3	2	15	31	0	1	.386	.625	3
	AZL A's Green	.500	1	2	1	1	0	0	0	0	0	0	0	3	1	0	0	.800	.500	0
	OAKLAND	.245	20	53	14	13	5	0	4	8	0	0	1	6	16	0	0	.333	.566	1
2020	OAKLAND	.233	43	116	21	27	5	0	7	14	0	0	0	24	37	0	0	.364	.457	2
Major League Totals		.237	63	169	35	40	10	0	11	22	0	0	1	30	53	0	0	.355	.491	3
Minor League Totals		.267	235	855	146	228	54	3	34	129	3	8	11	89	165	4	1	.341	.456	15

### CAREER TRANSACTIONS

**2016** — Selected by the Oakland Athletics organization in the third round of the First-Year Player Draft.

### WILD CARD RECORD

Year	Club/Opp.	AVG.	G	AB	R	H	2B	3B	HR	RBI	SH	SF	HP	BB	SO	SB	CS	OBP	SLG	E
2019	OAK vs. TB	.000	1	1	0	0	0	0	0	0	0	0	0	0	0	0	0	.000	.000	0
2020	OAK vs. CWS	.375	3	8	3	3	0	0	1	2	0	0	0	2	1	0	0	.500	.750	0
Totals		.333	4	9	3	3	0	0	1	2	0	0	0	2	1	0	0	.455	.667	0

## DIVISION SERIES RECORD

Year	Club/Opp.	AVG.	G	AB	R	H	2B	3B	HR	RBI	SH	SF	HP	BB	SO	SB	CS	OBP	SLG	E
2020	OAK vs. HOU	.143	4	14	1	2	0	0	1	2	0	1	0	0	3	0	0	.133	.357	1

## MURPHY'S CAREER BESTS

**Hits:** 3 (twice), last: September 13, 2019 at Texas

**Home Runs:** 2, September 10, 2019 at Houston

**Runs Batted In:** 4, September 10, 2019 at Houston

**Stolen Bases:** None

**Hitting Streak:** 7, August 10 to 19, 2020

**Hitless Streak (At Bats):** 19, September 16 to 26, 2019

**Game Ending RBI:** None

**Grand Slams:** None

**Pinch-Hit Home Runs:** None

**Inside-The-Park Home Runs:** None

**Lead Off Home Runs:** None

## ATHLETICS BIGGEST COMEBACK

On July 20, 2009, the A's set an Oakland record by overcoming a 10-run deficit to win. Trailing Minnesota 12-2 entering the bottom of the third inning, the A's scored three times in the third, twice in the fourth and seven times in the seventh to win 14-13. The all-time Athletics record is also the Major League record, set by the Philadelphia A's on June 15, 1925 against Cleveland. The A's trailed by 12 runs in that game and scored 13 times in the bottom of the eighth to win 17-15.

**FIRST BASEMAN****Height/Weight:** 6-5 / 225**Bats/Throws:** Left / Right**Birthdate:** March 29, 1994**Opening Day Age:** 27**Birthplace/Resides:** Atlanta, Georgia / Atlanta, Georgia**Major League Service:** 3 years, 103 days**Obtained:** Selected as a compensation pick following the 1st round of the 2012 First-Year Player Draft**Contract Status:** First year of a one-year contract through 2021
[@mattolson21](#)
[Updated Stats](#)
**CAREER HIGHLIGHTS**

Is a .245 career hitter with 103 home runs and 262 RBI in 419 games over five seasons in the majors...his home runs match the most in Athletics history by a player over his first 419 games and are tied for 11th most in Major League history...has 396 career games at first base, which is fifth most in Oakland history...is a two-time American League Gold Glove Award winner (2018-19)...played in all 162 games in 2018...has started all nine A's postseason games over the last three years at first base and is 4-for-28 (.143) with two home runs and three RBI...was named the A's Organization Hitter of the Year in 2017...named to the 2015 All-Star Futures Game...was a *Baseball America* Minor League All-Star in 2014 after leading the minors in walks (117) and ranking third in home runs (37)...played for Mesa in the Arizona Fall League in 2014...was rated as the A's No. 6 prospect by *Baseball America* prior to the 2016 season, No. 3 prior to 2015 and No. 10 prior to 2013.

**2020 HIGHLIGHTS**

Was the only Athletic to appear in all 60 games and batted .195 with 14 home runs and 42 RBI...had the sixth lowest batting average in the majors but tied for 10th in RBI...seven of his 14 home runs put the A's ahead and he tied for second in the majors in go-ahead home runs...tied for the lead in game-winning RBI (8) and tied for fourth in go-ahead RBI (11)...among players in the West divisions, he tied for fourth in RBI, tied for fifth in walks (34) and tied for ninth in home runs...had the third most strikeouts (77)...led the A's in home runs, RBI, total bases (89) and strikeouts...is the first qualifier in Oakland history and the third in Athletics history to bat under .200 in a season...the other two are Monte Cross in 1904 (.189) and Joe Dugan in 1918 (.195)...his average of 3.18 plate appearances per strikeout was third lowest in Athletics history (Jack Cust, 3.04 in 2008 and 3.09 in 2007)...had the first triple of his career...batted .208 (11-for-53) against left-handed pitchers, .191 (30-for-157) against right-handers...hit .231 with nine home runs, 29 RBI and an .880 OPS in 32 games at home, .157 with five home runs, 13 RBI and a .576 OPS in 28 games on the road...hit nine of his 14 home runs with runners on base, which tied for fourth in the majors...had seven plate appearances with the bases loaded and had two grand slams, two walks and three strikeouts...was 2-for-5 (.400) with 10 RBI...tied for the most grand slams in the majors and tied for third in walks with the bases loaded...ranked third among Major League first basemen in home runs (14) and walks (34) and fourth in RBI (42)...has 100 home runs as a first baseman over the last four years, which is second most in the majors to Paul Goldschmidt (106)...batted .222 with 11 home runs and 35 RBI over innings 1-6, .123 with three home runs and seven RBI from the seventh inning on...hit .162 against American League West teams, .265 against the National League West...has a .217 career batting average against divisional foes, .275 against all other teams...batted .115 with two strikes...started 59 games at first base and committed just one error in 60 games overall at first for a .998 fielding percentage...the fielding percentage rounded to four decimal places was .9977, which was second highest in Athletics history to Vic Power of the 1957 Kansas City A's (.9981)...his average of 0.865 assists per nine innings was second highest in Oakland history to Dave Revering in 1978 (0.872)...ranked second among ML first basemen in assists (48) and innings (499.1), tied for third in defensive runs saved

**MOST HOME RUNS, FIRST 419 CAREER GAMES**

130	Ryan Howard
119	Aaron Judge
115	Gary Sanchez
111	Joey Gallo
110	Chuck Klein
109	Ralph Kiner
108	Bob Horner
106	Joe DiMaggio
106	Cody Bellinger
104	Eddie Mathews
103	Matt Olson
103	Mark McGwire

(5), fourth in fielding percentage and sixth in total chances (442) and putouts (393)...was one of two first basemen to play in 60 games (Santana, CLE)...won the Fielding Bible Award for best defensive first baseman in the majors for the third consecutive season...made a team-leading 27 starts batting clean-up...also batted fifth 18 times, third 13 times and sixth once...went 5-for-50 (.100) with a double and four home runs from the three spot.

**OAKLAND:** Hit a walk-off grand slam in the bottom of the 10th inning on Opening Day, July 24 against Los Angeles (AL)...it was the third Opening Day walk-off grand slam in Major League history along with Jim Presley (Seattle, 1986) and Sixto Lezcano (Milwaukee, 1980)...it was the first Opening Day walk-off home run in Oakland history and the third Opening Day grand slam (Eric Fox, 1993; Terry Steinbach, 1994)...it was his fourth career game-ending RBI, his third walk-off home run and his second grand slam...it was the eighth walk-off grand slam in Oakland history, the first since Khris Davis on May 17, 2016...it came in his third consecutive Opening Day start at first base...joins Mark McGwire (8, 1988-95) as the only first basemen in Oakland history with more than two straight Opening Day starts...is 3-for-12 (.250) with two home runs, five RBI and two walk in his three opening...is the 10th player in Oakland history with two or more Opening Day home runs and his five RBI are tied for seventh most in Oakland history...walked a career-high tying three times Aug. 3 at Seattle (also Sept. 4 vs. San Diego)...was batting .139 with a home run, six RBI and 11 walks over his first 11 games through Aug. 4...then homered in back-to-back games on Aug. 5 and 6 against Texas, including his eighth career multi-homer game on the 5th...that began an 11-game stretch where he hit .222 with seven home runs and 10 RBI in 11 games...went 0-for-5 with a walk and four strikeouts Aug. 7 against Houston...it was the first four-strikeout game of his career...his second came on Sept. 13 at Texas...homered in three straight games Aug. 12-15...had three hits Aug. 16 at San Francisco, all singles...each of his previous seven hits dating back to Aug. 5 were home runs...that is the second time in Oakland history a player has had seven straight hits with each being a home run...the other time was also by Olson (Sept. 13-22, 2017)...also scored a career-high tying three runs in that game against the Giants and it was his first of two three-hit games (also Sept. 5 against San Diego)...was 6-for-44 (.136) with two home runs, six RBI and eight walks over a 13-game span from Aug. 17 to Sept. 4...batted .168 in 27 games in August but walked 16 times and hit nine home runs, which tied for sixth most in the majors...had his first career triple Sept. 5 against San Diego...his streak of 388 consecutive games without a triple was seventh longest in Athletics history and the second longest career-opening streak to Ramon Hernandez (503)...hit .333 with three home runs and 16 RBI in 10 games from Sept. 5-12...belted his 100th career home run in the second game of the Sept. 8 doubleheader against Houston, a three-run shot off De Jong in the third inning...it came in his 399th game and he became the 11th player in Major League history to hit 100 home runs before his 400th career game (Joe DiMaggio, Joey Gallo, Bob Horner, Ryan Howard, Aaron Judge, Ralph Kiner, Chuck Klein, Eddie Mathews, Mark McGwire, Gary Sanchez)...is the second Athletic (McGwire did it in 393 games)...became the 19th player in Oakland history and the 28th in Athletics history with 100 career home runs...had a season-best six-game hitting streak from Sept. 8-12...went 7-for-21 (.333) with three home runs and 12 RBI during the streak...hit his second grand slam of the season and the third of his career on Sept. 11 at Texas...added an RBI single in the second inning for a career-high tying five RBI (third time, last: June 28, 2019 at Los Angeles-AL)...snapped a 0-for-18 streak with a double in the sixth inning Sept. 16 at Colorado...the hitless streak matched his career high (May 29-June 5, 2019)...stole his first base of the season Sept. 19 against San Francisco, which was his first steal since April 24, 2018 at Texas...committed his only error of the season Sept. 22 at Los Angeles (NL), which snapped a 64-game errorless streak dating back to Sept. 16, 2019...that was the eighth longest errorless streak by a first baseman in Oakland history...batted .233 with four home runs and 20 RBI in 26 games in September...the RBI tied for sixth most in the majors...also struck out 36 times, which tied for second most in Oakland history in September (41, Cust in 2007)...now has 31 home runs and 84 RBI in 99 games in September over the last four years...the home runs and RBI are the most in the majors over that span...started all seven games at first base for the A's during the postseason and went 3-for-23 (.130) with two home runs, three RBI and five walks...went 0-for-9 in three games against Chicago in the ALWCS and 3-for-14 (.214) with both of his home runs in the ALDS against Houston.

## CAREER

**2019**—Missed 34 games while on the injured list early in the season but still hit 36 home runs and drove in 91 runs while batting .267 in 127 games...had career highs in home runs, RBI and batting average and matched his high in extra base hits (62)...also won his second consecutive Rawlings Gold Glove for American League first basemen...tied for seventh in the AL in home runs...was hit by a pitch 12 times, which tied for seventh in the AL and tied for ninth in Oakland history...ranked fifth in the AL in go-ahead RBI (26) and tied for eighth in go-ahead home runs (14)...among first basemen, his 36 home runs led the AL, ranked third in the majors and was seventh in Oakland history...joins Mark McGwire (eight times) and Jason Giambi (twice) as the only first basemen in Oakland history with 30 or more home runs...ranked second among AL first basemen in RBI (91)...the A's compiled a 15-19 (.442) record while he was on the 10-day IL from March 27 to May 6 following a right hamate excision...was reinstated May 7 and Oakland went 82-44 (.651) following his return...hit .288 with 42 of his 51 walks and a .956 OPS against right-handed pitchers compared to .223 with a .767 OPS against lefties...batted .300 with 23 of his 36 home runs and a 1.023 OPS on the road...slugged .644 on the road, which was the second-best mark in the majors and fifth-best in Oakland history...ranked third in the AL in road OPS, fourth in home runs and tied for eighth in RBI (53)...19 of his home runs came with runners on base, which tied for second in the AL...17 came with two strikes, which ranked fourth in the AL and was the most by an Athletic since Miguel Tejada had 18 in 2002...led Major League first basemen in defensive runs saved (13)...led AL first basemen total chances (1121), putouts (1023) and assists (90), ranked second in fielding percentage (.993), double plays (95) and games (127) and tied for second in games started (125) and errors (8)...the assists tied for seventh most in Oakland history by a first baseman and were the most since Mark McGwire had 101 in 1991...was a unanimous choice as best first baseman in the Fielding Bible Awards...won the award for the second consecutive season...made a team-leading 73 starts batting third...hit .358 with 13 home runs and 35 RBI in 37 games batting clean-up...had a .305 batting average leading off an inning...hit .241 against a pitcher the first time he saw him in a game, .307 after that...batted .315 with no outs, .262 with one out and .228 with two outs...had a .299 batting average and 29 of his 36 home runs in innings one through six and a .195 average from the seventh inning on...hit .447 in the sixth inning...tied for sixth in the AL in intentional walks (7) and bunt hits (5) and ranked eighth in pitches per plate appearance (4.17)...was on the A's Opening Day roster and started each of the first two games before injuring his hand on a foul tip in his final at bat on March 21 against Seattle in Tokyo...underwent surgery on March 22 at the Kerlan-Jobe Clinic in Los Angeles, Calif...the surgery was performed by Dr. Steven Shin and involved a right hamate excision to Olson's right hand...was placed on the 10-day injured list March 27, retroactive to March 25, ending his consecutive games played streak at 164...started at first base in the A's Opener on March 20 to become the first Athletic to start back-to-back openers at first base since Daric Barton in 2010-11...began a rehab assignment with Las Vegas May 2 and went 4-for-22 (.182) with a home run, two RBI, three runs, a walk and three strikeouts in five games with the Aviators...was reinstated from the IL May 7...committed his first error of the season May 29, snapping a 75-game errorless streak dating back to Aug. 1, 2018...it was the fourth-longest errorless in Oakland history by a first baseman...hit .301 with 13 home runs and 29 RBI over a 38-game span from June 5 to July 19...had his first multi-homer game of the season June 28 at Los Angeles (AL) and matched his career-high with five RBI...also had two-homer games on Aug. 15 vs. Houston and Sept. 10 at Houston...had a career-high 16-game hitting streak from June 30 to July 21, which tied for fifth longest in Oakland history by a first baseman...went 19-for-64 (.297) with four home runs and nine RBI during the streak...collected seven doubles, nine home runs and 20 RBI in 28 games in June...tied for second in the AL in June extra base hits (16) and tied for third in home runs (9)...now has 22 home runs and 51 RBI in 68 career games in June...hit his second career walk-off home run July 30 against Milwaukee...it was his third career game-ending RBI...had a 10-game hitting streak from Aug. 28 to Sept. 7 (16-for-41, .390)...collected an extra base hit in a career-high six consecutive games from Aug. 30 to Sept. 5 (five doubles, two home runs)...reached base safely five times twice over a seven-game span, going 3-for-4 with two walks at New York on Aug. 31 and 4-for-4 with a walk Sept. 7 against Detroit...the four-hit game was the second of his career...drove in a run in a career-high tying five consecutive games from Sept. 10-14 and had five home runs and 10 RBI over that span...hit .263 with nine home runs and 23 RBI in 25 games in September...the RBI were his most ever in a month...tied for third in the AL in RBI and tied for



fourth in home runs...started at first base in the AL Wild Card Game against Tampa Bay on Oct. 2 and went 1-for-3 with a walk.

**2018**—Played in all 162 games and batted .247 with 29 home runs and 84 RBI in his first full season in the majors...also won the American League Gold Glove Award for first basemen after leading Major League first basemen in games (162), total chances (1494), putouts (1403) and defensive runs saved (14)...joins Mark McGwire (1990) as the only A's first basemen to win a Gold Glove...hit all 29 of his home runs as a first baseman, which led AL first basemen and ranked third in the majors...led AL first basemen and ranked fourth in the majors in RBI (83)...was named to the *Sporting News* All-Star team...walked 70 times to fuel a .335 on-base percentage...his 162 games played marked the 13th time in Oakland history a player appeared in every game in a season, the first since Miguel Tejada in 2003...was the only player in the AL to appear in every game and one of five in the majors (Freeman, ATL; Galvis, SD; Markakis, ATL; Turner, WAS)...struck out 163 times, which tied for eighth most in the AL and is ninth most in Athletics history...hit .251 against left-handed pitchers compared to .244 against right-handers...hit 25 of his 29 home runs against righties...14 came in day games, which tied for seventh in the AL...batted .301 from the seventh inning on...batted .211 with seven home runs and 32 RBI in 76 games against AL West teams, .277 with 22 home runs and 52 RBI in 86 games against everyone else...topped AL first basemen in games started (152), assists (84), double plays (115) and innings (1403.1)...tied for the fourth-most errors in the AL (7) but ranked third in fielding (.995)...is one of four first basemen in AL history to play in 162 games in a season along with Norm Siebern (KC, 1962), Bill Buckner (BOS, 1985) and Carlos Delgado (TOR, 2000)...is one of 19 ML first basemen to do it...is the fourth player in Athletics history to play every game at first base (Norm Siebern, 1962; Dick Siebert, 1940; Stuffey McInnis, 1912)...his 152 starts were second most to the Oakland record of 155 set by Daric Barton in 2010...set an Oakland record for total chances by a first baseman (1494), breaking Daric Barton's record of 1492 in 2010, and had 1403 putouts, which fell one short of Barton's 1404...had the most total chances by an AL first baseman since Mark Teixeira had 1572 for Texas in 2006...batted fifth 114 times, which was sixth most in Oakland history and the most since Sal Bando had 128 in 1976...ranked second in the AL pitches per plate appearance (4.31)...was the A's Opening Day starter at first base on March 29 against Los Angeles (AL) and became the second player in Oakland history and the fifth in Athletics history to make an Opening Day start on their birthday (Ray Fosse, 1974; Pete Suder, 1952; Charlie Pick, 1916; Ossee Schreckengost, 1907)...went 1-for-5 with a home run to become the fourth Major Leaguer dating back to 1908 to hit an Opening Day home run on his birthday...joins Jeff Mathis (2011), Ian Stewart (2010) and Scott Rolen (2000)...was the A's seventh different Opening Day starter at first base in the last seven years (Alonso, Canha, Davis, Barton, Moss, Allen)...stole the first base of his career April 3 against Texas...went 3-for-4 as a substitute on April 11 at Los Angeles (NL) to tie an Oakland record for most hits in a game by a non-starter...went 4-for-6 with two doubles, two walks and his first career walk-off RBI, a single in the bottom of the 14th inning of the A's 12-11 win over Chicago (AL)...it was his first career four-hit game...hit .306 with nine home runs and 18 RBI over a 23-game stretch from May 14 to June 7...had his first of two two-homer games June 1 at Kansas City (also July 22 vs. San Francisco)...added a career-high five RBI against the Royals...tied for third in the AL in home runs in June (9) and ranked fifth in RBI (22)...hit .314 over an 18-game stretch from July 29 to Aug. 19...hit his first career walk-off home run Aug. 17 against Houston...had 11 doubles in August, which tied for third in the AL...had five home runs and 16 RBI over a 17-game span from Sept. 8-26...hit his first career grand slam Sept. 26 at Seattle...went 0-for-2 with two walks in a start at first base in the Wild Card game at New York Oct 3.

**2017**—Batted .259 with 24 home runs and 45 RBI in 59 games over six stints with the A's in his rookie campaign...added 22 walks for a .352 on-base percentage...slugged .651 and had a 1.003 OPS...the slugging percentage was fourth highest in Oakland history among players with 200 or more plate appearances and the OPS was ninth best...tied for third among American League rookies in home runs and ranked eighth in RBI...his 24 home runs were third most in Athletics history by a rookie and the most since Mark McGwire set the record with 49 in 1987...they were the most by an Athletic 23 years old or younger since Eric Chavez hit 32 as a 23-year old in 2001...added 23 home runs with Nashville to become the first player to hit 20 home runs in both the majors and the minors since Giancarlo Stanton in 2010 (22 with Florida, 21 with Jacksonville)...averaged 7.88 at bats per home run, which was fourth fewest in ML history among players with a

minimum of 200 plate appearances...had more home runs (24) than singles (23)...the home runs were second most in Athletics history (McGwire, 39 homers and 35 singles in 1995) among players with more home runs than singles...49.0% of his hits were home runs, which is the second-highest percentage in ML history among players with 200 or more plate appearances (McGwire, STL, 51.8% in 2001)...had just two doubles, which are the fewest in ML history by a player with 20 or more home runs (previous: 4 by Wes Covington, 1957 and Mark McGwire, 2001)...had five separate stints over the first four months of the season and hit .196 with four home runs and nine RBI in 18 games...following the Yonder Alonso trade, he was recalled for a sixth time Aug. 8 and batted .283 with 20 home runs and 36 RBI in 41 games before a hamstring strain on Sept. 24 ended his season with a week remaining...the 20 home runs were the most in the AL and tied for second most in the majors over that span (Aug. 8-Sept. 24)...hit 20 home runs after the All-Star Break, which tied for fifth in the AL...it was second most among ML rookies (Judge, NYY 22)...hit .280 with 20 of his 24 home runs against right-handed pitching...batted .318 during the day and .290 at home...started 38 games at first base (including each of his 36 starts during his final stint) and 10 in right field...committed two errors, both at first base for a .995 fielding percentage...the A's had a 26-22 (.542) record with him in the starting lineup, 49-65 (.430) without...appeared in one game in each of his first two stints from April 21-26 and June 3-4, and four during his third stint from June 10-13...recalled for a fourth time June 22 and hit .225 with four home runs and eight RBI in 10 games...hit his first Major League home run June 24 at Chicago (AL), a two-run shot off James Shields in the first inning...added another two-run homer in the seventh inning for his first career multi-homer game...played in two games during his fifth stint from July 21-23...was recalled for good Aug. 8 and hit .283 with 20 home runs and 36 RBI over his final 41 games...homered in five consecutive games from Sept. 15-19 to tie the ML rookie record for consecutive games with a home run...was the first Oakland player to do it and the second Athletic (George Alusik, Aug. 7-11, 1962)...homered in each of his final nine series from Aug. 25 to Sept. 24...was the first rookie in Major League history with 15 home runs over a 21-game stretch (Aug. 27-Sept. 19) and 16 home runs over a 23-game span (Aug. 27-Sept. 22)...his 15 home runs over 21 games are the most by any player in Oakland history...hit .305 with seven home runs and 14 RBI in 19 games in August...led AL rookies and tied for second among ML rookies in August home runs...then hit .266 with 13 home runs and 22 RBI in 22 games in September...the home runs were second most in ML history by a rookie in the month of September to Aaron Judge, who had 15 in 2017 and tied for the most by any Athletics player in September (Jason Giambi, 2000)...had his second career two-homer game Sept. 4 against Los Angeles (AL)...homered nine times over a 12-game stretch from Sept. 9 (Game 2) to 22...strained his hamstring Sept. 24 against Texas and missed the final seven games of the season...was named the A's Organization Hitter of the Year after batting .272 with 23 home runs and 60 RBI in 79 games with Nashville...added 45 walks for a .367 on-base percentage...was tied for fifth in the Pacific Coast League in home runs at the time of his final promotion to Oakland on Aug. 8...hit .293 with 19 of his 23 home runs against right-handed pitchers (.995 OPS)...batted .344 on the road and reached base safely in all 34 of his road games (.442 on-base percentage)...appeared in 73 games at first base, six at designated hitter and one at third base...slugged his first two-homer game of the season May 13 against Albuquerque...had a season-best 10-game hitting streak from May 15 to 25...went 17-for-45 (.378) with six doubles, four home runs and 14 RBI during the streak...had an extra base hit in each of the first nine games during the streak...finished May with nine home runs and 26 RBI in 29 games...then had his second two-homer game with the Sounds June 2 at Iowa...had four walks and a grand slam July 19 at Iowa.

**2016**—Made his Major League debut with Oakland as a September call-up and went 2-for-21 (.095) in 11 games...added seven walks for a .321 on-base percentage...appeared in five games (four starts) in right field and four games (two starts) at first base...was selected from Triple-A Nashville Sept. 12 following the conclusion of the Sounds season...made his debut that day at Kansas City and walked as a pinch hitter in the ninth inning...become the first player drafted by the A's out of high school to reach the majors with Oakland since Trevor Cahill (2nd round in 2006, debut in 2009) and the first non-pitcher since Eric Chavez (1st round 1996, debut in 1998)...went 0-for-3 with two walks in his first start (first base) Sept. 15 against the Royals...singled off Nick Martinez in the third inning Sept. 25 against Texas for his first Major League hit...his first extra base hit was a double in his final game on Oct. 2 at Seattle...batted .235 with 17 home runs and 60 RBI in 131 games in his Triple-A debut with Nashville...added 71 walks for a .335 on-base

percentage...tied for third in the Pacific Coast League in doubles (34), ranked fifth in walks and tied for sixth in extra base hits (52)...ranked second in the A's farm system in doubles and walks, tied for second in extra base hits and sixth in home runs...hit .256 with 16 of his 17 home run off right-handed pitchers compared to .167 against left-handers...appeared in 81 games in right field and 49 at first base...did not commit an error at first base but had five as an outfielder for a .966 fielding percentage...hit his 100th career minor league home run Aug. 20 at Omaha...batted .263 with four walks, a home run and three RBI in five games for Nashville in the PCL Semifinals.

**2015**—Made his Double-A debut with Midland and spent the entire season with the RockHounds, batting .249 with 17 home runs and 75 RBI in 133 games...added 105 walks for a .388 on-base percentage...ranked second in all of minor league baseball in walks to teammate Colin Walsh (124)...tied for the Texas League lead in intentional walks (6), ranked second in walks, tied for second in extra base hits (54), third in doubles (37), RBI and on-base percentage, fourth in runs (82), tied for fourth in home runs and fifth in games...ranked second in the A's farm system in walks and on-base percentage, tied for second in extra base hits, third in doubles, tied for third in RBI and fourth in runs and home runs...named to the Texas League Midseason All-Star team and the All-Star Futures Game...appeared in 62 games at first base, 59 in right field and two at third base... had 11 outfield assists, which tied for fourth in the TL...reached base safely via hit or walk in 116 of his 133 games...reached base safely in 21 consecutive games from April 20 to May 12 (.404 on-base percentage)...started at designated hitter for the South All-Stars in the Texas League All-Star Game at Corpus Christi June 30 and went 0-for-4...went 1-for-2 for the United States team in the All-Star Futures Game at Cincinnati July 12...batted .185 with a home run and four RBI in seven postseason games for the Texas League Champion RockHounds...was rated as the A's sixth-best prospect by *Baseball America* following the season.

**2014**—Was named to the California League Postseason All-Star team after batting .262 with 37 home runs and 98 RBI in 138 games...added 117 walks for a .404 on-base percentage...the walks were the most in all of the minor leagues and the home runs were third best behind Kris Bryant (43) and Joey Gallo (42)...also ranked third in the minors in runs (111), fifth in total bases (278) and tied for sixth in extra base hits (69)...was named to the *Baseball America* Minor League All-Star Team...led the Cal League in home runs, runs, walks, extra base hits and total bases and ranked third in RBI and on-base percentage...topped the A's farm system in home runs, RBI, runs, walks, extra base hits, total bases and slugging percentage...his 37 home runs were third best by an A's farmhand since the club moved to Oakland in 1968...appeared in 107 games at first base, eight in right field and one in left field...led CL first basemen in fielding percentage (.993)...reached base safely in 21 consecutive games from May 8 to 29...went 5-for-6 with a double, two home runs and five RBI June 19 against Bakersfield...one of the home runs was a grand slam...went 3-for-7 (.429) with two doubles, two walks and a RBI in two postseason games for Stockton...then played for Mesa in the Arizona Fall League and hit .257 with a .435 on-base percentage, four home runs and eight RBI in 11 games...was named to the AFL Top Prospects Team at first base and played in the AFL Fall Stars Game...was rated by *Baseball America* as the No. 3 prospect in the A's farm system.

**2013**—Spent the entire season at Single-A Beloit where he hit .225 with 23 home runs and 93 RBI in 134 games...added 72 walks for a .326 on-base percentage...ranked second in the Midwest League in home runs and RBI, third in extra base hits (55) and fifth in walks...was named to ML Midseason All-Star Team...ranked second in the A's farm system in home runs, RBI and extra base hits and tied for fourth in doubles...appeared in 127 games at first base and was named the best defensive first baseman in the ML by *Baseball America*...led league first basemen in games, total chances (1220), putouts (1109) and assists (102) and tied for the lead in double plays (97)...committed nine errors for a .993 fielding percentage...was named Midwest League Player of the Week for the week of Aug. 19-25 after going 11-for-29 (.379) with eight runs scored, five doubles, five home runs, 12 RBI and four multiple hit games in seven games...tied for second in all of minor league baseball with 10 home runs in August...went 1-for-16 (.063) with a double, RBI and four walks in five postseason games for the Snappers.

**2012**—Batted .282 with nine home runs and 45 RBI in 50 games with the A's affiliate in the Arizona Rookie League and Short Season Single-A Vermont...ranked second in the Arizona League

in home runs (8) and fourth in doubles (16) and RBI...appeared in 40 games at first base and one at catcher...went 4-for-5 with two doubles, a home run, four RBI and four runs scored in his professional debut June 24 at the Indians...was named the A's No. 10 prospect by *Baseball America* following the season.

## PERSONAL/MISCELLANEOUS

Matthew Kent Olson was originally signed by A's scout Matt Ranson...graduated from Parkview High (GA) School in 2012...had his jersey retired by Parkview in 2019...was drafted 47th overall as compensation for the loss of free agent David DeJesus.

### LIFETIME PLAYING RECORD

Year	Club	AVG.	G	AB	R	H	2B	3B	HR	RBI	SH	SF	HP	BB	SO	SB	CS	OBP	SLG	E
2012	AZL A's	.282	46	177	29	50	16	1	8	41	0	2	2	16	46	0	0	.345	.520	3
	Vermont	.273	4	11	3	3	0	0	1	4	0	1	1	3	4	0	0	.438	.545	0
2013	Beloit	.225	134	481	69	108	32	0	23	93	0	3	2	72	148	4	3	.326	.435	9
2014	Stockton	.262	138	512	111	134	31	1	37	97	0	0	5	117	137	2	0	.404	.543	7
2015	Midland	.249	133	466	82	116	37	0	17	75	0	8	6	105	139	5	1	.388	.438	7
2016	Nashville	.235	131	464	69	109	34	1	17	60	2	3	0	71	132	1	0	.335	.422	5
	OAKLAND	.095	11	21	3	2	1	0	0	0	0	0	0	7	4	0	0	.321	.143	0
2017	Nashville	.272	79	294	56	80	16	1	23	60	0	3	1	45	83	3	0	.367	.568	2
	OAKLAND	.259	59	189	33	49	2	0	24	45	0	0	5	22	60	0	0	.352	.651	2
2018	OAKLAND	.247	162	580	85	143	33	0	29	84	0	2	8	70	163	2	1	.335	.453	7
2019	OAKLAND	.267	127	483	73	129	26	0	36	91	0	1	12	51	138	0	0	.351	.545	8
	Las Vegas	.182	5	22	3	4	0	0	1	2	0	0	1	1	3	0	0	.250	.318	0
2020	OAKLAND	.195	60	210	28	41	4	1	14	42	0	0	1	34	77	1	0	.310	.424	1
<b>Major League Totals</b>		<b>.245</b>	<b>419</b>	<b>1483</b>	<b>222</b>	<b>364</b>	<b>66</b>	<b>1</b>	<b>103</b>	<b>262</b>	<b>0</b>	<b>3</b>	<b>26</b>	<b>184</b>	<b>442</b>	<b>3</b>	<b>1</b>	<b>.338</b>	<b>.500</b>	<b>18</b>

### CAREER TRANSACTIONS

**2012** — Selected by the Oakland Athletics organization as a compensation pick (47th selection overall) following the 1st round of the First-Year Player Draft. **2019** — On the injured list, March 25 to May 6; included rehabilitation assignment to Las Vegas, May 1 to 6.

### WILD CARD RECORD

Year	Club/Opp.	AVG.	G	AB	R	H	2B	3B	HR	RBI	SH	SF	HP	BB	SO	SB	CS	OBP	SLG	E
2018	OAK vs. NYY	.000	1	2	0	0	0	0	0	0	0	0	0	2	0	0	0	.500	.000	0
2019	OAK vs. TB	.333	1	3	0	1	0	0	0	0	0	0	0	1	1	0	0	.500	.333	0
2020	OAK vs. CWS	.000	3	9	0	0	0	0	0	1	0	0	0	3	6	0	0	.250	.000	0
<b>Totals</b>		<b>.071</b>	<b>5</b>	<b>14</b>	<b>0</b>	<b>1</b>	<b>0</b>	<b>0</b>	<b>0</b>	<b>1</b>	<b>0</b>	<b>0</b>	<b>0</b>	<b>6</b>	<b>7</b>	<b>0</b>	<b>0</b>	<b>.350</b>	<b>.071</b>	<b>0</b>

### DIVISION SERIES RECORD

Year	Club/Opp.	AVG.	G	AB	R	H	2B	3B	HR	RBI	SH	SF	HP	BB	SO	SB	CS	OBP	SLG	E
2020	OAK vs. HOU	.214	4	14	4	3	0	0	2	2	0	0	0	2	4	0	0	.313	.643	1

### OLSON'S CAREER BESTS

**Hits:** 4 (twice), last: September 7, 2019 vs. Detroit

**Home Runs:** 2 (eight times), August 5, 2020 vs. Texas; September 10, 2019 at Houston; August 15, 2019 vs. Houston; June 28, 2019 at Los Angeles (AL); July 22, 2018 vs. San Francisco; June 1, 2018 at Kansas City; September 4, 2017 vs. Los Angeles (AL); June 24, 2017 at Chicago (AL)

**Runs Batted In:** 5 (three times), September 11, 2020 at Texas; June 28, 2019 at Los Angeles (AL); June 1, 2018 at Kansas City

**Stolen Bases:** 1 (three times), last: September 19, 2020 vs. San Francisco

**Hitting Streak:** 16, June 30 to July 21, 2019

**Hitless Streak (At Bats):** 18 (twice), last: September 12 to 16, 2020

**Game Ending RBI:** 4, July 24, 2020 vs. Los Angeles-AL (grand slam); July 30, 2019 vs. Milwaukee (home run); August 17, 2018 vs. Houston (home run); April 18 vs. Chicago-AL (single)

**Grand Slams:** 3, September 11, 2020 at Texas (Luis Garcia); July 24, 2020 vs. Los Angeles-AL (Hoby Milner); September 26, 2018 at Seattle (Chasen Bradford)

**Pinch-Hit Home Runs:** None

**Inside-The-Park Home Runs:** None

**Lead Off Home Runs:** None

**CATCHER****Height/Weight:** 6-2 / 230**Bats/Throws:** Right / Right**Birthdate:** October 12, 1989**Opening Day Age:** 31**Birthplace/Resides:** Santiago, Dominican Republic / Boca Raton, Florida**Major League Service:** 2 years, 9 days**Obtained:** Signed to a minor league contract, December 3, 2020**Contract Status:** First year of a one-year contract through 2021
 [Updated Stats](#)
**NON-ROSTER INVITEE****CAREER HIGHLIGHTS**

Spent parts of five season in the majors with Kansas City (2014-15), Baltimore (2016-17) and St. Louis (2018) and is a .216 career hitter with five home runs and 13 RBI in 86 games...is a .245 hitter with 107 home runs and 443 RBI in 963 games as a minor leaguer, which also includes stints in the Mets (2007-13) and Giants (2019) organization...was with the Reds in 2020 but did not play...has tossed out 284-of-864 (32.9%) as a minor leaguer and 6-of-26 (23.1%) in the majors...was named to the Pacific Coast League Postseason All-Star Team in 2014...played for the World Baseball Classic Champion Dominican Republic team in 2013.

**2020 HIGHLIGHTS**

Was a non-roster invitee with Cincinnati and hit .316 with two home runs and four RBI in 10 games...was added to the Reds 60-man player pool on July 1 but did not make an appearance on the active roster...was on the Taxi Squad for the Aug. 5-9 road trip...as part of the 40-player Postseason pool, accompanied the team on the final road trip of the season and then to the Wild Card Series at Atlanta...was not added to the roster for either series.

**CAREER**

**2019**—In 74 game for the Triple-A affiliates for the Cardinals and Giants, he hit .290 with 20 doubles, 17 home runs and 50 RBI for Memphis and Sacramento...was a non-roster invitee to Cardinals Major League spring training camp...began the season at Memphis...on May 2, was traded to the Giants for cash and was assigned to Sacramento, where he spent the rest of the minor league season.

**2018**—Made his first Opening Day roster...posted single-season highs in hits (27), runs (10), doubles (3), RBI (8) and walks (6)...three of his six walks on the season were intentional walks...started 30 games after starting 15 in the previous four years of his Major League career...appeared in 31 games, including 11 starts, after Yadier Molina returned from the disabled list on June 5...started 17 games when Molina was on DL, and batted .242 with two home runs...entered on defense vs. Los Angeles (NL) on Sept. 14 and threw out his first runner of season...recorded his first career bunt single Sept. 2 vs. Cincinnati...went 3-for-4 with his first Cardinals home run, a double and a career-high three runs scored vs. Philadelphia on May 18 to become the second father and son tandem (Tony) to each hit a home run in Cardinals history (Ed and Scott Spiezio)...caught 14 innings on May 6 vs. Chicago (NL), establishing his MLB game high...caught 12+ innings less than a week later on May 12 at San Diego.

**2017**—Blasted two solo home runs at Kansas City on June 13, joining teammate Wellington Castillo (twice) as Orioles catchers who posted a multi-home run game...hit safely in three consecutive games in which he recorded an at-bat...batted .500 in five games with Baltimore including two multi-hit games...played in 51 games with Triple-A Norfolk and recorded seven three-hit games...started four games at first base and played in a fifth after starting the game at catcher.

**2016**—Hit his first Major League home run on June 2 against Boston, an eighth inning two-run home run off Noe Ramirez...had a three game hitting streak from June 2-7 in which he hit .455

(5-for-11) with one home run and two RBI...batted .246 with 11 doubles, a triple, four home runs, and six RBI in 54 games with Triple-A Norfolk.

**2015**—Had two stints with Kansas City playing in eight games...notched his first Major League hit on the final day of the season at Minnesota on Oct. 4 with a pinch-hit single in the eighth inning off Ryan O'Rourke...spent the majority of the season at Triple-A Omaha and finished second on the club with 13 home runs...ranked third in the Pacific Coast League in catcher caught stealing percentage (32.5%) after throwing out 25-of-77 attempted base stealers...was named an Organization All-Star by milb.com...slugged a season-high three home runs with four RBI and scored four runs vs. Iowa on June 16.

**2014**—Made his Major League debut against Chicago on May 20 and caught the top of the ninth inning...threw out the White Sox' Adam Eaton as he attempted to steal second base...had a second stint with the Royals as a September call-up, but never appeared in a game...was selected as a Pacific Coast League Midseason and Postseason All-Star...after the season, named a MiLB.com Organization All-Star...tied for fourth in the PCL with 27 home runs, which also led all catchers...set an Omaha record for home runs by a catcher and helped his club to the PCL Championship...posted a multi-homer game vs. Iowa July 10 and collected a season-high tying four RBI...collected a season-high four hits at Oklahoma City June 26...ranked fourth in the PCL among qualifying catchers after throwing out 39.5% (34-of-86) of attempted base stealers and was first among backstops in assists (60).

**2013**—Was a member of the Dominican Republic team that won the World Baseball Classic...recorded an RBI single over two at-bats playing in two games during the tournament...played for Triple-A Las Vegas and Double-A Binghamton in the Mets organization...smacked two home runs vs. Salt Lake on May 27 and had a five RBI game at Tacoma on June 28.

**2012**—Threw out 45.2% (14-of-31) of attempted base stealers in 36 games for Single-A St. Lucie (A) and caught 45.2% (19-of-42) of attempted base stealers in 39 games for Double-A Binghamton.

**2011**—Recorded a season-high four RBI in three different games for St. Lucie (April 25 at Jupiter, May 12 vs. Lakeland and July 18 vs. Clearwater).

**2010**—Missed a majority of the season with a broken foot...did not make his season debut until Aug. 14 when he began a 10-game rehab assignment with the GCL Mets.

**2009**—Named a Florida State League Midseason All-Star...was the starting catcher for the South squad and was 1-for-2 with a run scored and a catcher caught stealing defensively...led FSL catchers in games played (100), total chances (803), putouts (707) and double plays (8)...ranked third in the FSL after throwing out 37.0% (47-of-127) of attempted base stealers...slugged a first inning grand slam at Palm Beach on May 12.

**2008**—Named to the South Atlantic League Midseason All-Star Game...made a pinch-hit appearance and stayed in the game as designated hitter going 0-for-2 off the bench.

**2007**—Collected two hits in his professional debut for Savannah vs. Asheville on April 5...slugged his first professional homer at Charleston-SC on May 9 off Grant Duff.

## PERSONAL/MISCELLANEOUS

Francisco Antonio Peña...attended Instituto Ibere High School in Santiago, Dominican Republic... is the son of five-time All-Star and four-time Gold Glove Award-winning catcher Tony Peña...his brother, Tony Peña Jr., from 2006-2009 made 327 career appearances for the Braves and Royals... played on the 2001 Little League World Series team from Bronx, New York, where he was a teammate of star pitcher Danny Almonte...is left-handed but at an early age was taught by his father to throw right-handed.

## LIFETIME PLAYING RECORD

Year	Club	AVG.	G	AB	R	H	2B	3B	HR	RBI	SH	SF	HP	BB	SO	SB	CS	OBP	SLG	E
2007	Savannah	.210	103	367	26	77	12	0	5	30	0	4	4	24	76	1	1	.263	.283	18
2008	Savannah	.264	105	397	34	105	22	3	6	41	0	3	1	25	95	0	0	.308	.380	7
2009	St. LucieA	.224	100	392	43	88	15	1	8	44	1	3	4	15	78	0	1	.258	.329	7
2010	GCL Mets	.313	10	32	4	10	1	0	0	2	0	0	1	6	6	0	0	.436	.344	1
	St. Lucie	.270	10	37	3	10	2	0	0	7	0	1	0	2	12	0	0	.300	.324	0
2011	St. Lucie	.223	95	319	28	71	13	0	5	37	0	0	3	20	50	3	1	.275	.310	8
2012	St. Lucie	.254	41	142	19	36	10	1	4	22	1	1	0	11	29	0	0	.305	.423	2
	Binghamton	.198	40	126	14	25	7	0	3	17	1	0	2	16	25	1	0	.299	.325	6
2013	Binghamton	.246	21	69	4	17	6	0	0	4	1	1	1	7	4	0	1	.321	.333	2
	Las Vegas	.257	68	218	22	56	15	1	9	39	1	4	3	10	40	1	0	.294	.459	4
2014	Omaha	.240	96	342	53	82	13	0	27	61	2	5	5	16	65	0	3	.280	.515	6
	KANSAS CITY	—	1	0	0	0	0	0	0	0	0	0	0	0	0	0	0	—	—	0
2015	Omaha	.251	95	342	42	86	20	1	13	48	3	2	4	23	56	4	1	.305	.430	5
	KANSAS CITY	.143	8	7	0	1	0	0	0	0	0	0	0	3	0	0	0	.143	.143	0
2016	Norfolk	.246	54	191	17	47	11	1	4	23	0	2	0	15	25	0	1	.298	.377	4
	BALTIMORE	.200	14	40	5	8	0	0	1	3	1	0	0	2	14	0	0	.238	.275	0
2017	Norfolk	.278	51	180	15	50	13	0	6	18	0	0	0	8	31	1	0	.309	.450	3
	BALTIMORE	.500	5	10	3	5	0	0	2	2	0	0	0	3	0	0	0	.500	1.100	1
2018	ST. LOUIS	.203	58	133	10	27	3	0	2	8	0	2	1	6	43	1	0	.239	.271	1
2019	Memphis	.333	6	18	3	6	2	0	1	4	0	0	0	3	3	0	0	.429	.611	0
	Sacramento	.287	68	258	34	74	18	0	16	46	0	4	1	13	43	1	0	.319	.543	2
2020	(Minor League Season Canceled — Did Not Play)																			
<b>Major League Totals</b>		<b>.216</b>	<b>86</b>	<b>190</b>	<b>18</b>	<b>41</b>	<b>3</b>	<b>0</b>	<b>5</b>	<b>13</b>	<b>1</b>	<b>2</b>	<b>1</b>	<b>8</b>	<b>63</b>	<b>1</b>	<b>0</b>	<b>.249</b>	<b>.311</b>	<b>2</b>
<b>Minor League Totals</b>		<b>.245</b>	<b>963</b>	<b>3430</b>	<b>361</b>	<b>840</b>	<b>180</b>	<b>8</b>	<b>107</b>	<b>443</b>	<b>10</b>	<b>30</b>	<b>29</b>	<b>214</b>	<b>638</b>	<b>12</b>	<b>9</b>	<b>.292</b>	<b>.396</b>	<b>75</b>

## CAREER TRANSACTIONS

**2006** — Signed by the New York Mets organization as a non-drafted free agent, July 8. **2013** — Elected free agency, November 4; signed by the Kansas City Royals, November 18. **2015** — Traded to the Baltimore Orioles for cash considerations, December 2. **2017** — Elected free agency, October 2; signed by the St. Louis Cardinals to a minor league contract, December 8. **2018** — Elected free agency, November 2. **2019** — Re-signed by St. Louis to a minor league contract, January 6. Traded to the San Francisco Giants organization for cash considerations, May 2. Elected free agency, November 4; signed by the Cincinnati Reds to a minor league contract, December 4. **2020** — Elected free agency, November 1; signed by the Oakland Athletics to a minor league contract, December 3.

## WORLD BASEBALL CLASSIC RECORD

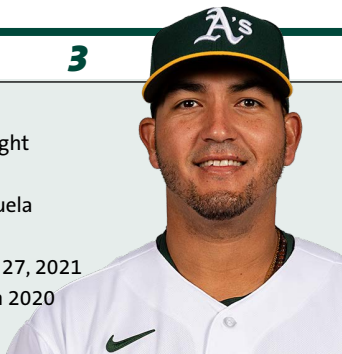
Year	Country	AVG.	G	AB	R	H	2B	3B	HR	RBI	SH	SF	HP	BB	SO	SB	CS	OBP	SLG	E
2013	Dominican Republic	.500	2	2	0	1	0	0	0	1	0	0	0	0	0	0	0	.500	.500	0

## PEÑA'S CAREER HIGHS

**Hits:** 3 (three times), last: May 29, 2018 at Milwaukee  
**Home Runs:** 2, May 30, 2017 at Kansas City  
**Runs Batted In:** 2 (three times), last: July 1, 2018 vs. Atlanta  
**Stolen Bases:** 1, July 21, 2018 at Chicago (NL)  
**Hitting Streak:** 5, May 8 to 18, 2018  
**Hitless Streak (At Bats):** 22, May 30 to June 30, 2018  
**Game Ending RBI:** None  
**Grand Slams:** None  
**Pinch-Hit Home Runs:** None  
**Inside-The-Park Home Runs:** None  
**Lead Off Home Runs:** None

# CARLOS PÉREZ

3



## CATCHER

**Height/Weight:** 6-0 / 210

**Bats/Throws:** Right / Right

**Birthdate:** October 27, 1990

**Opening Day Age:** 30

**Birthplace/Resides:** Valencia, Venezuela / Valencia, Venezuela

**Major League Service:** 2 years, 167 days

**Obtained:** Re-signed to a minor league contract, January 27, 2021

**Contract Status:** First year of a one-year contract through 2020

 [Updated Stats](#)

## NON-ROSTER INVITEE

## CAREER HIGHLIGHTS

Is a .215 career hitter with 11 home runs and 58 RBI in 212 games over four seasons in the majors with Los Angeles-AL (2015-17), Texas (2018) and Atlanta (2018)...has tossed out 56-of-146 (38.4%) attempted base stealers...was originally signed by the Toronto Blue Jays out of Venezuela in 2008 and has also played in the Houston and Baltimore organizations in 12 seasons as a professional...has a .284 average in 761 games in the minors and has thrown out 297-of-806 (36.8%) base runners...was named MVP of the New York-Penn League in 2010.

## 2020 HIGHLIGHTS

Was a non-roster invitee with the A's and went 4-for-13 (.308) with three doubles and two RBI in seven games during the spring...was added to Oakland A's 60-man player pool on June 29 but did not play in 2020.

## CAREER

**2019**—Spent most of the season at Double-A Bowie in the Baltimore organization where he hit .251 with 14 home runs and 60 RBI in 94 games...also went 3-for-24 (.125) in eight games with Triple-A Norfolk and batted a combined .243 in 102 games overall...the games played, home runs (14) and RBI (60) were his most as a minor leaguer but the batting average and .293 on-base percentage was his lowest...tied for third in the Orioles farm system in RBI, ranked fourth in home runs and slugging (.434), tied for sixth in extra base hits (37), tied for seventh in doubles (23) and 10th in OPS (.736)...ranked seventh in the Eastern League in slugging (.434)...his batting average included a mark of .304 against left-handed pitchers compared to .221 with 11 of his 14 home runs against right-handers...batted .314 when leading off an inning...combined to hit .287 in his home ballparks compared to .204 on the road...had a .323 average with no outs, .222 with one out and .177 with two outs...made 72 starts at catcher and 16 at first base...tossed out 33-of-77 (42.9%) attempted base stealers...committed six errors behind the plate (.991 fielding percentage) and one as a first baseman (.992)...also went 6-for-47 (.128) in 13 games at designated hitter...hit in every spot in the order except first and second and saw his most action with 44 games batting fourth and 34 hitting fifth...began the season at Norfolk and was hitting .105 with a double, a walk and no RBI in seven games when he was transferred to Bowie April 20...was a perfect 3-for-3 with two doubles and a walk April 27 against Akron...it was his first of five three-hit games in 2019...was 4-for-17 (.235) with three doubles in five games at Double-A before returning to the Tides April 28...went 1-for-5 on April 29 at Durham and was sent back to Bowie May 2...spent the remainder of the season with the Baysox...tossed out 10-of-12 (83.3%) attempted base stealers from April 29 to June 14...snapped a season-opening 15-game streak without an RBI May 6 at Altoona when he drove in four runs...it was his first of three four-RBI games (June 27 vs. Akron and July 24 at Richmond)...homed in back-to-back games on May 6 and 7, which were his only two home runs over his first 44 games through June 22...then hit 12 home runs over his final 58 contests...reached base safely in 27 consecutive games from June 24 to July 26, which matched the longest reaching base streak in the EL in 2019...hit .316 with eight home runs, 20 RBI and a .384 on-base percentage during the streak...had a season-high seven-game hitting streak from July 11-18 (10-for-28, .357)...hit .286 with six home runs in July, both his best single-month figures on 2019...then had 22 RBI in 26 games in August...tossed out three



attempted base stealers in the second game of a Aug. 10 doubleheader at Richmond...hit .367 with four home runs and 15 RBI over a 13-game stretch from Aug. 11 to 24...batted .200 (6-for-30) with two doubles, a home run, six RBI and two walks in eight postseason games.

**2018**—Acquired by the Atlanta Braves from the Los Angeles Angels in exchange for infielder Ryan Schimpf on Mar. 31...claimed off waivers by the Texas Rangers on May 2...hit .305 in 26 combined minor league games between Double-A Frisco and Triple-A Round Rock...batted .143 in 28 combined major league games between Atlanta and Texas.

**2017**—Appeared in 11 games with the Los Angeles Angels across two stints after spending a majority of the season with Triple-A Salt Lake...tallied his second career walk-off hit on April 11 vs. Texas with an RBI squeeze bunt...led the Bees with a .352 average.

**2016**—Was the Angels Opening Day catcher...was a finalist for the Rawlings Gold Glove Award at catcher...posted a 37.5% (21-for-56) caught stealing percentage, good for third by an American League catcher (min. 650 inn.)...went 5-for-6 with two doubles, a home run and six RBI July 2 at Boston...joined Kendrys Morales, Chone Figgins, Mo Vaughn and Dave Winfield as the only Angels with five hits and six RBI in a single game...it was the fourth six-RBI game by an Angel catcher in franchise history and first since Jeff Mathis, July 23, 2008 vs. Cleveland...the five hits marked just the fifth occurrence in franchise history by an Angels catcher.

**2015**—Recalled by the Angels on May 4 and made his Major League debut the following day on May 5 vs. Seattle, going 2-for-4 with a home run and an RBI, including a walk-off home run in the bottom of the ninth...according to STATS, LLC., he is the fourth player all-time to hit a walk-off home run during a debut, joining the Florida Marlins Miguel Cabrera on June 20, 2003 vs. Tampa Bay, Cleveland Indians Josh Bard, Aug. 23, 2002 vs. Seattle, and the Angels Billy Parker, Sept. 9, 1971 vs. Milwaukee...became the 26th Angel all-time to homer in his first game with the club, and just the sixth to do so during their ML debut...posted a 37.9% (18-for-59) caught stealing percentage, which ranked third in the American League.

**2014**—Was a non-roster invitee to Spring Training...spent the entire season with Triple-A Oklahoma City, appearing in 88 games...hit .259 with 16 doubles, two triples, a career-high-tying six home runs, 33 runs and 34 RBI...threw out 32.4 percent (22-of-68) potential base stealers.

**2013**—Was a non-roster invitee to Spring Training...split the season between Double-A Corpus Christi and Triple-A Oklahoma City...hit a combined .271 with 14 doubles, two home runs, 29 runs and 32 RBI in 91 games between the two levels...threw out 47.8 percent (43-of-90) potential base stealers for the season.

**2012**—Was a non-roster invitee to Spring Training...played in a combined 97 games between Single-A Lansing and Single-A Advanced Lancaster...batted .285 with a career-high 28 doubles, six triples, five home runs, 59 runs and 50 RBI...finished third on Lansing in doubles and triples...threw out 33.6 percent (45-of-134) potential base stealers.

**2011**—Spent the entire season with Single-A Lansing, hitting .256 with 17 doubles, six triples, three home runs, 58 runs and 41 RBI.

**2010**—Named MVP of the New York-Penn League and a NYPL Mid-Season All-Star...spent the entire season with Short-Season A Auburn, batting .298 with 11 doubles, a career-high eight triples, two home runs, 44 runs and 41 RBI...led Auburn in hitting, triples, runs and RBI.

**2009**—Named the R. Howard Webster Award (awarded to the top Blue Jays player at each level) winner for the Gulf Coast League Blue Jays...spent the full season with the GCL Blue Jays, playing in 43 games...hit .291 with 11 doubles, three triples, one home run, 17 runs and 21 RBI...hit his first professional home run July 24 vs. GCL Yankees.

**2008**—Named the R. Howard Webster Award (awarded to the top Blue Jays player at each level) winner for the Dominican Summer League Blue Jays...spent the entire season with the DSL Blue Jays 1...hit .306 with 10 doubles, two triples, 27 runs and 29 RBI in 58 games.

**PERSONAL/MISCELLANEOUS**

Carlos Eduardo Pérez...is married, Karla...has a daughter, Marcela.

LIFETIME PLAYING RECORD																				
Year	Club	AVG.	G	AB	R	H	2B	3B	HR	RBI	SH	SF	HP	BB	SO	SB	CS	OBP	SLG	E
2008	DSL Blue Jays 1	.306	58	196	27	60	10	2	0	29	0	3	6	52	28	7	5	.459	.378	10
2009	GCL Blue Jays	.291	43	141	17	41	11	3	1	21	1	3	2	16	23	2	5	.364	.433	5
2010	Auburn	.298	66	235	44	70	11	8	2	41	0	3	6	34	41	7	3	.396	.438	5
2011	Lansing	.256	95	383	58	98	17	6	3	41	1	6	2	37	74	6	2	.320	.355	14
2012	Lansing	.318	26	88	11	28	6	1	0	10	2	0	1	6	17	0	1	.368	.409	1
	Lancaster	.275	71	273	48	75	22	5	5	40	3	5	3	35	38	3	2	.358	.447	6
2013	Corpus Christi	.283	16	53	6	15	4	0	1	5	1	0	2	4	11	0	0	.356	.415	2
	Oklahoma City	.269	75	264	29	71	14	0	2	32	3	4	0	25	39	1	1	.328	.345	7
2014	Oklahoma City	.259	88	301	33	78	16	2	6	34	6	3	1	29	54	3	0	.323	.385	12
2015	Salt Lake	.361	17	72	11	26	8	0	2	12	0	0	0	7	7	1	0	.418	.556	1
	LOS ANGELES (AL)	.250	86	260	20	65	13	0	4	21	2	2	0	19	49	2	0	.299	.346	5
2016	Salt Lake	.359	10	39	9	14	4	0	3	10	0	0	0	1	7	0	2	.375	.692	1
	LOS ANGELES (AL)	.209	87	268	25	56	16	0	5	31	8	2	1	12	49	1	0	.244	.325	3
2017	Salt Lake	.352	68	261	40	92	18	3	5	40	0	4	3	32	38	4	1	.423	.502	8
	LOS ANGELES (AL)	.100	11	20	1	2	0	0	1	3	0	0	0	1	6	0	0	.143	.250	2
2018	ATLANTA	.143	8	21	0	3	0	0	0	0	0	0	0	1	6	0	0	.182	.143	1
	Frisco	.250	4	16	3	4	2	0	2	5	0	0	0	2	5	0	0	.333	.750	1
	Round Rock	.316	22	79	10	25	2	0	4	13	0	1	0	7	12	0	0	.368	.494	0
	TEXAS	.143	20	49	1	7	2	0	1	3	2	0	1	1	15	1	0	.176	.245	1
2019	Norfolk	.125	8	24	2	3	1	0	0	0	0	0	0	1	4	0	0	.160	.167	0
	Bowie	.251	94	350	34	88	22	0	14	60	1	6	8	20	52	0	0	.302	.434	7
2020	(Minor League Season Canceled — Did Not Play)																			
Major League Totals		.215	212	618	47	133	31	0	11	58	12	4	2	34	125	4	0	.257	.319	12
Minor League Totals		.284	761	2775	382	788	168	30	50	393	18	38	34	308	450	34	22	.358	.420	80

**CAREER TRANSACTIONS**

**2008** — Signed by the Toronto Blue Jays organization as a non-drafted free agent, January 2. **2012** — Traded to the Houston Astros with pitchers Francisco Cordero, Joe Musgrove, David Rollins, Asher Wojciechowski and a player to be named later (Kevin Comer) for pitchers David Carpenter, J.A. Happ and Brandon Lyon and outfielder Ben Francisco, July 20. **2014** — Traded to the Los Angeles Angels with pitcher Nick Tropeano for catcher Hank Conger, November 5. **2018** — Traded to the Atlanta Braves for infielder Ryan Schimpf, March 31. Claimed off waivers by the Texas Rangers, May 2. On the disabled list, June 16 to July 15; included rehabilitation assignment to Frisco, June 28 to July 4, and Round Rock, July 5 to 15. Elected free agency, November 2. **2019** — Signed by the Baltimore Orioles to a minor league contract, January 8. Elected free agency, November 4; signed by the Oakland Athletics to a minor league contract, November 26. **2020** — Elected free agency, November 1. **2021** — Re-signed by the Athletics to a minor league contract, January 27.

**PEREZ' CAREER HIGHS**

Hits: 5, July 2, 2016 at Boston  
 Home Runs: 1 (11 times), last: May 13, 2018 at Houston  
 Runs Batted In: 6, July 2, 2016 at Boston; 5, May 22, 2016 vs. Baltimore  
 Stolen Bases: 1 (four times), last: June 10, 2018 vs. Houston  
 Hitting Streak: 6, September 15 to 23, 2015  
 Hitless Streak (At Bats): 16, April 21 to May 12, 2018  
 Game Ending RBI: 2, April 11, 2017 vs. Texas (single); May 5, 2015 vs. Seattle (home run)  
 Grand Slams: None  
 Pinch-Hit Home Runs: None  
 Inside-The-Park Home Runs: None  
 Lead Off Home Runs: None

**RIGHT-HANDED PITCHER****Height/Weight:** 6-1 / 252**Bats/Throws:** Right / Right**Birthdate:** November 22, 1984**Opening Day Age:** 36**Birthplace/Resides:** Maracaibo, Venezuela / Weston, Florida**Major League Service:** 10 years, 16 days**Obtained:** Signed as a free agent, December 7, 2017; re-signed, February 19, 2021**Contract Status:** First year of a one-year contract through 2021
 [Updated Stats](#)
**CAREER HIGHLIGHTS**

Has spent 13 seasons in the majors with six different teams (Florida, 2006; Arizona 2007-09; San Francisco, 2012-15; Washington, 2016; Los Angeles-AL, 2017; Oakland, 2018-20) and is 42-41 with 3.93 ERA in 437 career appearances, including 59 starts...56 of the starts came over his first seven seasons as he has 315 relief appearances and three starts over the last six years...has a 2.74 ERA in 240 games over the last four years after logging a 4.58 ERA in 197 games over his first nine seasons...has issued just five first-batter walks in 378 career relief appearances...pitched for Venezuela in the 2017 World Baseball Classic... was a member of the 2014 World Champion San Francisco Giants... established a Major League record for consecutive batters retired in a single season, retiring 46 consecutive batters over eight appearances (six in relief) from July 22 to Aug. 28, 2014...came within one out of a perfect game with the Giants in 2013...pitched in the Mexican League in 2011...played for the World Team in the 2005 Futures Game.

**MAJOR LEAGUE LEADERS, LAST FOUR YEARS****GAMES PITCHED**

240	Yusmeiro Petit
240	Andrew Chafin
239	Alex Claudio
235	Adam Ottavino
233	Craig Stammen

**INNINGS AS RELIEVER**

285.0	Yusmeiro Petit
265.1	Craig Stammen
257.2	Michael Lorenzen
244.2	Miguel Castro
240.2	Mychal Givens

**2020 HIGHLIGHTS**

Compiled a career-low 1.66 ERA in a team-leading 26 relief appearances in his 13th season in the majors...tied for seventh in the West divisions in games pitched...has 240 games pitched over the last four years, which are tied with Andrew Chafin for the most in the majors...his 285.0 innings pitched as a reliever over that span are the most...had 21.2 innings pitched in 26 games, which marked the first time in his career he had more games pitched than innings pitched...opponents hit .232 and he walked just five batters for a .273 on-base percentage...yielded four runs, three of which scored on solo home runs...his opponents batting average broke down to .077 (2-for-26) with a .220 OPS against left-handed hitters compared to .304 (17-for-56) with all three of his home runs and an .833 OPS against right-handers...has held lefties to a .188 batting average in three seasons with the A's...allowed a .297 batting average with the bases empty compared to .178 with runners on base...opponents went 2-for-18 (.111) with runners in scoring position...allowed 5-of-18 (27.8%) inherited runners to score and the 18 inherited runners tied for seventh most in the majors...first batters faced were 5-for-24 (.208) with a walk and a sacrifice fly...had a 5.06 ERA in six outings on no days rest, a 0.55 ERA in his other 20 appearances...did not commit an error and has not made an error in 180 games (37 total chances) as an Athletic...tossed one inning or fewer in 24 of his 26 appearances...did not allow more than one run in any outing and had 22 games without a run

**OAKLAND:** Allowed his first run of the season Aug. 2 at Seattle on a solo home run by Lewis in the eighth inning, snapping a streak of 13 consecutive batters retired...yielded a season-high three hits Aug. 6 vs. Texas...also struck out a season-high two, his first of three two-strikeout games (Sept. 12 at Texas, Sept. 15 at Colorado)...had a 3.38 ERA over his first 10 games through Aug. 10...then allowed just one run over his final 16 appearances for a 0.66 ERA...tossed a season-high 1.1 innings Aug. 24 at Texas (also Sept. 15 at Colorado)...issued two walks in 0.2 innings against Houston on Sept. 8, his only outing with more than one walk...finished September with a 1.17 ERA in nine relief appearances and now has a 1.15 ERA (4 er in 31.1 ip) in 32 games in September

in his three seasons with the A's...pitched in five of the A's seven postseason games and stranded all five of his inherited runners...however, allowed six runs on eight hits in 4.1 innings for a 12.46 ERA...worked in two of the three games against Chicago in the ALWCS (2.1 ip, 4 h, 2 r, 2 er, 0 bb, 2 so) and three of the four games against Houston in the ALDS (2.0 ip, 4 h, 4 r, 4 er, 1 bb, 2 so).

## CAREER

**2019**—Pitched in an American League-leading 80 games and was 5-3 with a 2.71 ERA and .194 opponents batting average...had a career high in games and career lows in opponents batting average and on-base percentage (.218)...walked just 10 batters in 83.0 innings for a career-low average of 1.08 walks per nine innings...struck out 71 for a career-high strikeout-to-walk ratio of 7.10...his ERA was his lowest in a full season...led the A's in games pitched for the second consecutive season and he became just the third pitcher in Athletics history with 80 or more games in a season (Billy Koch, 84 in 2002; John Wyatt, 81 in 1964)...had the lowest opponents on-base percentage among Major League relievers (.221)...led AL relievers in fewest walks per nine innings (1.08), ranked second in fewest pitches per inning (13.9), third in strikeout-to-walk ratio (7.10), tied for third in holds (29) and tied for fourth in innings pitched (83.0)...set an Oakland record for holds, topping the previous mark of 27 by Rick Honeycutt (1990) and Buddy Groom (1999)...the on-base percentage was fifth lowest by a reliever in Oakland history, the walks per nine innings ranked sixth and the strikeout-to-walk ratio was seventh...his .194 opponents batting average broke down to .176 against right-handed hitters compared to .218 against left-handers...allowed 14-of-60 (23.3%) inherited runners to score...the inherited runners were the most in the majors and the most by an A's reliever since Ricardo Rincon had 72 in 2005...the percentage was sixth lowest in the AL...first batters faced were 15-for-76 (.197) with two walks and two sacrifice flies (.213 on-base percentage)...yielded a .144 batting average with two outs and walked two for a .176 on-base percentage...had a .226 opponents average, all 11 of his home runs and seven of his eight walks over his first 15 pitches in a game, a .068 average after that...had a 6.14 ERA and .271 opponents batting average in 18 outings on no days rest, a 1.98 ERA and .174 opponents average in 62 outings on one day of rest or more...was 3-0 with a 1.77 ERA and .177 opponents batting average in 39 games against AL West competition, 2-3 with a 3.61 ERA and .209 opponents average in 41 games against all other teams...compiled a 1.67 ERA during the day, 3.21 at night...had 13 putouts, which ranked fourth in the AL among pitchers...had a seven-game, 8.1-inning scoreless streak from April 10 to 23 and a season-high 9.1-inning scoreless streak from April 29 to May 20...grounded into a double play in his only at bat of the season May 5 at Pittsburgh, his first at bat since July 30, 2016 at San Francisco...had a 1.88 ERA over his first 21 games through May 13...tossed a season-high 2.2 scoreless innings June 1 against Houston...struck out a season-high four batters in 1.1 innings against Tampa Bay June 22...that began a 12-game stretch from June 22 to July 17 where he did not allow a run 11 times (0.75 ERA), held the opposition to a .143 batting average and one walk in 12.0 innings, and stranded 12 of 13 inherited runners...stranded each of his final 13 inherited runners beginning Aug. 20...did not retire a batter Aug. 24 against San Francisco...it was just the fourth such outing in his career...did not allow a run in 13 of his final 15 appearances beginning Aug. 27...had a 1.04 ERA and .089 opponents batting average over that span...compiled a 1.46 ERA and .122 opponents batting average in 12 appearances in September...made his 400th career appearance Sept. 1 at New York (AL) and tossed 1.0 scoreless inning...matched his season high with four strikeouts Sept. 18 against Kansas City...pitched 2.2 innings in the AL Wild Card game against Tampa Bay on Oct. 2 and allowed a run on two hits...it was his fifth career postseason appearance, his first since 2014 when he appeared in four games for San Francisco.

**2018**—Pitched in a team-leading 74 games in his first season in Oakland and was 7-3 with a 3.00 ERA and .221 opponents batting average...the wins were a career high...his games pitched ranked third in the American League...tossed 93.0 innings, which ranked fourth on the A's and were second most by an AL reliever to the Rays Ryan Yarbrough (118.2)...they were the most by an Oakland reliever since Justin Duchscherer had 96.1 in 2004...had a 4.66 ERA and .305 opponents batting average over his first 17 games through May 9...then went 7-3 with a 2.57 ERA and .195 opponents batting average over his final 57 contests...tied for sixth among AL relievers in wins...walked just 18 batters in 93.0 innings and his average of 1.74 walks per nine innings ranked seventh lowest...had the fifth-lowest opponents on-base percentage (.256)...was charged with just one wild pitch...his opponents batting average included a .183 mark against left-handed hitters

compared to .251 against right-handers...11 of the 13 home runs he allowed were solo shots... opponents hit .190 with runners in scoring position, including .103 with RISP and two outs...allowed a .139 batting average with two outs overall...first batters faced hit .260 but he issued just one walk for a .270 on-base percentage...allowed 14-of-31 (45.2%) inherited runners to score... had a 1.77 ERA in 17 games when pitching on no days rest, a 3.34 ERA in his other 57 outings... compiled a 2.36 ERA on the road, 3.74 at home...logged a 2.53 ERA at night, a 3.63 ERA during the day...posted a .267 opponents batting average over his first 15 pitches in a game, .109 after that... tossed the sixth-most pitches among AL relievers (1316) but ranked third in fewest pitches per inning (14.2)...logged more than one inning in 28 of his 74 appearances, including 19 outings of two or more innings...pitched in three of the first four games of the season against Los Angeles (AL) and did not allow a run (3.1 ip)...stranded his first inherited runner on March 30 but then allowed two inherited runners to score April 1, snapping a streak of 32 consecutive inherited runners stranded...prior to that, had not allowed an inherited runner to score since May 8, 2016 at Chicago (NL)...had a 3.00 ERA in 10 games when he was placed on the family medical emergency list April 17...was reinstated April 21 and pitched in two games (2.1 ip, 1 h, 1 so) before going on the bereavement list from April 24 to 26...logged a 1.53 ERA and .177 opponents batting average over an 11-game stretch from May 11 to June 3...struck out a season-high four batters May 5 at Baltimore, his first of three four-strikeout games (May 24 vs. Seattle, Aug. 22 vs. Texas)...tossed a season-high 3.0 innings May 24 against Seattle and did not allow a run...pitched at least 2.0 innings in five consecutive games from July 6 to 14 as part of a season-high 11.2-inning scoreless streak from July 6 to 20...had a 1.25 ERA and .139 opponents batting average over a 14-game span from July 6 to Aug. 5...tossed 2.1 scoreless innings for the win July 12 at Houston in his 300th career appearance...was credited with three wins over a four-game stretch from July 12 to 21...logged a 2.25 ERA and .174 opponents batting average in 13 relief appearances in July... struck out 22 and walked just three in 20.0 innings while compiling a 3-0 record...did not allow a run in 12 of his final 13 contests beginning Aug. 27...had a 0.69 ERA and .178 opponents batting average over that stretch...compiled a 0.79 ERA in September, which was his lowest single-month ERA since posting a 0.63 ERA in August of 2014...was on the A's roster for the Wild Card game but did not pitch.

**2017**—Signed a minor league deal with Los Angeles (AL) Feb. 15, made the Angels Opening Day roster and spent the entire season in the majors...appeared in 60 games and went 5-2 with a career-high four saves and a 2.76 ERA...also had career lows in opponents slugging percentage (.321) and OPS (.571)...struck out 101 batters in 91.1 innings (9.95 per nine innings) and walked just 18 (1.77 per nine innings) for a strikeout-to-walk ratio of 5.61...made one start and his 87.1 innings pitched in relief were the most among Major League relievers...tied for sixth among American League relievers in strikeouts (96)...stranded all 20 of his inherited runners, which were the most in the majors among pitchers with no inherited runners scored...they tied for the most by any AL pitcher with no inherited runners scored dating back to 1974 (Shane Greene, DET 2016) and tied for second most by any ML pitcher (22, Randy Meyers, TOR-SD in 1998)... first batters faced were 8-for-58 (.138) with no walks...had the lowest first batter faced on-base percentage in the majors...ranked third in the AL in first-batter OPS (.379) and tied for seventh in batting...the on-base percentage was the lowest by an Angels reliever dating back to 1974, the OPS was fourth lowest and the batting average was sixth lowest...his opponents batting average included a .186 mark against right-handed hitters compared to .237 against left-handers... opponents went 2-for-24 (.083) with runners in scoring position and two outs...yielded a .150 average with two strikes...logged a 1.03 ERA during the day...posted a 1.00 ERA in five interleague appearances...ranked second among AL relievers in pitches thrown (1299)...made one start for Venezuela in the World Baseball Classic on March 12 against Mexico and took the loss (2.0 ip, 3 h, 5 r, 5 er, 2 bb, 0 so)...logged 3.0 innings of relief in the Angels 7-6, 11-inning win over Chicago (AL) on May 16 for his first win of the season...that began a career-high five-game winning streak that ran through Sept. 15...did not allow a run in 12 of 14 games from May 23 to June 28 (1.86 ERA)...finished May with a 1.47 ERA and .148 opponents batting average in 10 appearances...was credited with his first save of the season June 25 at Boston when he tossed 2.0 scoreless innings in the Angels 4-2 win...compiled a 0.79 ERA over a 21-game span from July 21 to Sept. 16...made his only start of the season July 29 at Toronto and had a no decision in a 6-5 Angels win...tossed a season-high 4.0 innings, allowed one unearned run and struck out a season-high five batters (3 h, 0 bb)...it came on three days rest as he tossed 3.0 scoreless innings of relief in his previous

outing July 25 at Cleveland...had a career-high 17.0-inning scoreless streak from Aug. 20 to Sept. 20...posted a 1.76 ERA in 11 games in August.

**2016**—Signed with Washington as a free agent and went 3-5 with a save, a 4.50 ERA and .272 opponents batting average in 36 games, including one start, in his only season with the Nationals...had a .698 OPS against right-handed hitters, .925 against left-handers...had a 2.62 ERA and .245 opponents batting average in 22 games before the All-Star Break...allowed 2-of-14 (14.3%) inherited runners to score...logged a 1.74 ERA and .118 opponents batting average in five inter-league appearances...logged a season-high 4.2 innings of relief and struck out a season-high six April 24 against Minnesota...finished April with a 2.77 ERA and .178 opponents batting average in five appearances and then posted a 2.08 ERA in eight games in May...was credited with his only save of the season June 17 at San Diego when he tossed a scoreless ninth inning in the Nationals 7-5 win...then made his only start three days later on June 20 at Los Angeles (NL)...was the losing pitcher in a 4-1 loss (6.0 ip, 5 h, 3 r, 3 er, 1 bb, 5 so).

**2015**—In his fourth season with San Francisco, was used as the Giants long reliever and appeared in 42 games...pitched two or more innings in 20 of his 41 relief appearances...made one start, May 23 at Colorado...opponents hit .211 off him with runners in scoring position...relieved Tim Lincecum May 8 at Miami and tossed 3.0 scoreless, no-hit innings to earn his first career save in the Giants 6-0 win...according to the *Elias Sports Bureau*, no Giants pitcher had picked up a save by throwing 3.0-scoreless innings without allowing a hit since Jeff Brantley in 1991.

**2014**—Went 5-5 with a 3.69 ERA in 39 games, including 12 starts...established career-highs in innings (117.0) and strikeouts (133)...ranked sixth in the majors in strikeouts per nine innings (10.23) among pitchers with at least 100.0 innings pitched...ranked eighth with a 6.05 strikeout-to-walk ratio...established a Major League record for consecutive batters retired in a single season, retiring 46 consecutive batters over eight appearances (six in relief) from July 22 to Aug. 28...his streak was broken up by the Rockies Jordan Lyles, who doubled to left field with two outs in the third inning...tossed his second career complete game Sept. 9 against Arizona...faced 70 consecutive batters without going to a three-ball count from Sept. 2-20...went 3-0 with a 1.42 ERA in four relief appearances during the postseason...was the first relief pitcher to have three relief wins each consisting of at least 3.0 scoreless innings in a single postseason...earned the win with 6.0 scoreless innings of relief, striking out seven in the Giants 18-inning, Game 2 Division Series win at Washington...singled in the fourth inning of Game 4 of the World Series to become the first relief pitcher to collect a hit in a World Series game since Toronto's Al Leiter in Game 4 of the 1993 World Series against Philadelphia.

**2013**—Spent the majority of the season with Triple-A Fresno, going 5-6 with a 4.52 ERA in 15 starts...struck out 91 batters in 87.2 innings...had his contract selected July 23 and went 4-1 with a 3.56 ERA in eight games (seven starts) over two stints for San Francisco...nearly turned in a historic performance Sept. 6 against Arizona, when he came within one out of tossing the 24th perfect game in Major League history before Eric Chavez singled to right field...became just the 12th player in Major League history to lose a perfect game with two outs in the ninth inning...it was his first career shutout (1 h, 0 bb, 7 so)...recorded a career-best 10 strikeouts in his start on Sept. 1 at Arizona in the Giants 8-2 victory.

**2012**—Made 28 starts for Triple-A Fresno, going 7-7 with a 3.46 ERA...struck out 153 batters in 166.2 innings...was named Pacific Coast League Pitcher of the Week for the week of May 29...had his contract selected by the Giants on Sept. 7...returned to the big leagues for the first time since 2009...made one start for San Francisco, Sept. 23 against San Diego (4.2 ip, 7 h, 2 r, 2 er, 4 bb, 1 so).

**2011**—Played for Guerreros de Oaxaca in the Mexican League, going 1-2 with a 4.17 ERA in seven games, including six starts.

**2010**—Spent the season with Triple-A Tacoma in Seattle's chain...went 4-2 with a 4.85 ERA in 24 games, including six starts.

**2009**—Went 3-10 with a 5.82 ERA in 23 games, including 17 starts, for the Arizona Diamondbacks...battled a strained right shoulder that landed him on the disabled list from May 9 to July 4...allowed one hit in career-high 8.0 innings Aug. 4 at Pittsburgh...had no-hitter broken up in the eighth inning...tallied 14.0 consecutive scoreless innings in back-to-back starts, July 29 against Philadelphia (6.0 ip) and August 4 at Pittsburgh (8.0 ip).

**2008**—Made first career Opening Day roster with Arizona before being sent to Triple-A Tucson on April 27...made 11 starts for the Sidewinders before being recalled June 27 and remained in the majors for the rest of the season...went 3-5 with a 4.31 ERA in 19 games, eight starts, for the D-backs...won back-to-back starts for the first time in his career on Aug. 16 at Houston and Aug. 23 against Florida...held opposing batters to a .216 average, including a .213 average as a starter.

**2007**—Began the season with Triple-A Tucson before being recalled to the big leagues on April 22...made his D-backs debut that night at San Francisco (7.0 ip, 4 h, 2 r, 2 er, 5 so)...was sent to Tucson before being recalled for good on Aug. 19...made 10 starts for Arizona and appeared in four games as a reliever for the D-backs, going 1-0 with a 1.50 ERA.

**2006**—Opened the season with Triple-A Albuquerque before being recalled by Florida on May 13...made his Major League debut a day later, May 14 at Pittsburgh, recording two strikeouts in 1.0 inning of work...earned his first ML win, July 5 at Washington (6.0 ip, 11 h, 5 r, 5 er, 2 so)...also notched his first ML hit and RBI that day...would appear in 15 games, making one start during his rookie season.

**2005**—Was named an Eastern League Midseason All-Star with Double-A Binghamton...finished second in the EL in ERA (2.91)...pitched for the World Team in the Futures game at Detroit July 10... following the season, pitched for Magallanes in the Venezuelan Winter League, going 5-1 with a save and a 2.01 ERA in nine games, including eight starts.

**2004**—Finished second among all Minor League pitchers with 200 strikeouts and was first in strikeouts per nine innings (12.9)...received the Sterling Organizational Pitcher of the Year Award as top pitcher in the Mets organization...selected to the South Atlantic League All-Star Game... pitched 0.2 scoreless innings for the World Team at the 2004 Futures Game on July 11 in Houston...was 4-3 with a 2.15 ERA in 11 starts for Magallanes in the Venezuelan Winter League.

**2003**—Finished third in the Appalachian League in strikeouts (65), fourth in strikeouts per nine innings (9.44) and fifth in ERA (2.32)...named Appalachian League Pitcher of the Week for July 14-20.

**2002**—Made his professional debut in the Venezuelan Summer League and went 3-5 with a 2.43 ERA in 12 games, including 11 starts, for the Mets.

## **PERSONAL/MISCELLANEOUS**

Yusmeiro Alberto Petit was originally signed by Mets scout Gregorio Machado...is married, Ruth, and has a child, Valeria...played in the Japan All-Star Series following the 2018 season...at age 10, played second base for Maracaibo in the 1994 Little League World Series, helping Venezuela earn its first championship title...graduated from U.E. Andres Bello in Venezuela.

## LIFETIME PITCHING RECORD

Year	Club	W	L	ERA	G	GS	CG	SHO	SV	IP	H	R	ER	HR	HB	BB	IBB	SO	WP	BK
2002	VSL Mets	3	5	2.43	12	11	0	0	0	55.2	53	25	15	1	2	16	—	62	2	0
2003	Kingsport	3	3	2.32	12	12	0	0	0	62.0	47	19	16	2	4	8	0	65	1	0
	Brooklyn	1	0	2.19	2	2	0	0	0	12.1	5	3	3	0	1	2	0	20	0	0
2004	Capital City	9	2	2.39	15	15	0	0	0	83.0	47	29	22	8	4	22	0	122	4	0
	St. Lucie	2	3	1.22	9	9	1	1	0	44.1	27	9	6	0	3	14	1	62	0	1
	Binghamton	1	1	4.50	2	2	0	0	0	12.0	10	6	6	0	0	5	0	16	0	0
2005	Binghamton	9	3	2.91	21	21	2	0	0	117.2	90	41	38	15	2	18	1	130	0	0
	Norfolk	0	3	9.20	3	3	0	0	0	14.2	24	16	15	5	0	6	0	14	0	0
2006	Albuquerque	4	6	4.28	17	17	0	0	0	96.2	101	53	46	14	1	20	1	68	2	0
	FLORIDA	1	1	9.57	15	1	0	0	0	26.1	46	28	28	7	0	9	1	20	0	0
2007	Tucson	8	4	4.04	17	17	0	0	0	93.2	83	47	42	11	1	38	0	60	5	1
	ARIZONA	3	4	4.58	14	10	0	0	0	57.0	58	30	29	12	0	18	1	40	0	1
2008	ARIZONA	3	5	4.31	19	8	0	0	0	56.1	45	29	27	12	1	14	2	42	3	1
	Tucson	3	3	4.80	11	11	0	0	0	60.0	64	34	32	7	0	8	0	67	2	0
2009	ARIZONA	3	10	5.82	23	17	0	0	0	89.2	102	62	58	19	0	34	1	74	3	0
	Reno	0	1	6.89	5	5	0	0	0	15.2	21	13	12	4	0	5	0	13	0	0
2010	Tacoma	4	2	4.85	24	6	0	0	0	59.1	54	36	32	9	1	16	0	55	2	0
2011	Oaxaca (Mexico)	1	2	4.17	7	6	0	0	0	36.2	33	18	17	3	0	5	0	28	0	0
2012	Fresno	7	7	3.46	28	28	1	0	0	166.2	178	88	64	14	1	36	0	153	3	1
	SAN FRANCISCO	0	0	3.86	1	1	0	0	0	4.2	7	2	2	0	0	4	0	1	1	0
2013	Fresno	5	6	4.52	15	15	1	0	0	87.2	92	45	44	16	0	13	0	91	1	0
	AZL Giants	1	0	1.80	1	1	0	0	0	5.0	3	1	1	0	0	0	0	8	0	0
	SAN FRANCISCO	4	1	3.56	8	7	1	1	0	48.0	46	19	19	4	0	11	1	47	0	0
2014	SAN FRANCISCO	5	5	3.69	39	12	1	0	0	117.0	97	51	48	12	1	22	5	133	0	0
2015	SAN FRANCISCO	1	1	3.67	42	1	0	0	1	76.0	75	32	31	11	1	15	2	59	3	0
2016	WASHINGTON	3	5	4.50	36	1	0	0	1	62.0	67	33	31	12	0	15	3	49	3	1
2017	LOS ANGELES (AL)	5	2	2.76	60	1	0	0	4	91.1	69	32	28	9	1	18	4	101	0	0
2018	OAKLAND	7	3	3.00	74	0	0	0	0	93.0	76	32	31	13	0	18	4	76	1	0
2019	OAKLAND	5	3	2.71	80	0	0	0	0	83.0	57	25	25	11	0	10	0	71	2	0
2020	OAKLAND	2	1	1.66	26	0	0	0	0	21.2	19	4	4	3	0	5	0	17	0	0
<b>Major League Totals</b>		<b>42</b>	<b>41</b>	<b>3.93</b>	<b>437</b>	<b>59</b>	<b>2</b>	<b>1</b>	<b>6</b>	<b>826.0</b>	<b>764</b>	<b>379</b>	<b>361</b>	<b>125</b>	<b>4</b>	<b>193</b>	<b>24</b>	<b>730</b>	<b>16</b>	<b>3</b>

## CAREER TRANSACTIONS

**2001** — Signed by the New York Mets organization as a non-drafted free agent, November 15. **2005** — Traded to the Florida Marlins with infielder Grant Psonas and first baseman Mike Jacobs for first baseman Carlos Delgado and cash considerations, November 24. **2007** — Traded to the Arizona Diamondbacks for pitcher Jorge Julio and cash considerations, March 27. **2009** — On the disabled list, May 9 to July 3; included rehabilitation assignment to Reno, June 8 to July 3. Claimed off waivers by the Seattle Mariners, November 4. **2010** — Released, March 17; re-signed by Seattle to a minor league contract, March 21. Elected free agency, November 6; re-signed by Seattle to a minor league contract, November 16. **2011** — Released, May 1. Signed by the San Francisco Giants to a minor league contract, November 28. **2015** — Granted free agency (contract non-tender), December 2; signed by the Washington Nationals, December 14. **2016** — Elected free agency, November 3. **2017** — Signed by the Los Angeles Angels to a minor league contract, February 15. Elected free agency, November 2; signed by the Oakland Athletics, December 7. **2018** — On the family medical emergency list, April 17 to 20. On the bereavement list, April 24 to 26. **2020** — Elected free agency, October 28. **2021** — Re-signed by the Athletics, February 19.

## WILD CARD RECORD

Year	Club/Opp.	W	L	ERA	G	GS	CG	SHO	SV	IP	H	R	ER	HR	HB	BB	IBB	SO	WP	BK
2018	OAK vs. NYY																			
										(On roster — did not pitch)										
2019	OAK vs. TB	0	0	3.38	1	0	0	0	0	2.2	2	1	1	1	0	0	0	2	0	0
2020	OAK vs. CWS	0	0	7.71	2	0	0	0	0	2.1	4	2	2	1	0	0	0	2	0	0
<b>Totals</b>		<b>0</b>	<b>0</b>	<b>5.40</b>	<b>3</b>	<b>0</b>	<b>0</b>	<b>0</b>	<b>0</b>	<b>5.0</b>	<b>6</b>	<b>3</b>	<b>3</b>	<b>2</b>	<b>1</b>	<b>0</b>	<b>0</b>	<b>4</b>	<b>0</b>	<b>0</b>

## DIVISION SERIES PITCHING RECORD

Year	Club/Opp.	W	L	ERA	G	GS	CG	SHO	SV	IP	H	R	ER	HR	HB	BB	IBB	SO	WP	BK
2014	SF vs. WAS	1	0	0.00	1	0	0	0	0	6.0	1	0	0	0	0	3	1	7	0	0
2020	OAK vs. HOU	0	0	18.00	3	0	0	0	0	2.0	4	4	4	1	1	1	1	2	0	0
<b>Totals</b>		<b>1</b>	<b>0</b>	<b>4.50</b>	<b>4</b>	<b>0</b>	<b>0</b>	<b>0</b>	<b>0</b>	<b>8.0</b>	<b>5</b>	<b>4</b>	<b>4</b>	<b>1</b>	<b>1</b>	<b>4</b>	<b>2</b>	<b>9</b>	<b>0</b>	<b>0</b>



### LEAGUE CHAMPIONSHIP SERIES PITCHING RECORD

Year	Club/Opp.	W	L	ERA	G	GS	CG	SHO	SV	IP	H	R	ER	HR	HB	BB	IBB	SO	WP	BK
2014	SF vs. STL	1	0	0.00	1	0	0	0	0	3.0	1	0	0	0	0	1	0	4	0	0

### WORLD SERIES PITCHING RECORD

Year	Club/Opp.	W	L	ERA	G	GS	CG	SHO	SV	IP	H	R	ER	HR	HB	BB	IBB	SO	WP	BK
2014	SF vs. KC	1	0	4.91	2	0	0	0	0	3.2	5	2	2	0	0	0	0	2	1	0

### WORLD BASEBALL CLASSIC PITCHING RECORD

Year	Club	W	L	ERA	G	GS	CG	SHO	SV	IP	H	R	ER	HR	HB	BB	IBB	SO	WP	BK
2017	Venezuela	0	1	22.50	1	1	0	0	0	2.0	3	5	5	1	0	2	0	0	0	0

### PETIT'S CAREER BESTS

**Low Hit Complete Game:** 1, September 6, 2013 vs. Arizona

**Innings Pitched:** 9.0 (twice), last: September 9, 2014 vs. Arizona. As reliever: 5.1, July 23, 2013 vs. Cincinnati

**Strikeouts:** 10, September 1, 2013 at Arizona. As reliever: 7, July 23, 2013 vs. Cincinnati

**Pitches:** 108, August 4, 2009 at Pittsburgh

**Longest Winning Streak:** 5, May 16 to September 15, 2017

**Longest Losing Streak:** 7, September 2, 2008 to July 24, 2009

**Longest Scoreless Streak:** 17.0, August 20 to September 20, 2017

## CHAD PINDER

4



### INFIELDER/OUTFIELDER

**Height/Weight:** 6-2 / 210

**Bats/Throws:** Right / Right

**Birthdate:** March 29, 1992

**Opening Day Age:** 29

**Birthplace/Resides:** Richmond, Virginia / Charlotte, North Carolina

**Major League Service:** 4 years, 47 days

**Obtained:** Selected in the Competitive Balance Round B of the 2013 First-Year Player Draft

**Contract Status:** First year of a one-year contract through 2021

 [Updated Stats](#)

### CAREER HIGHLIGHTS

The utility player has played every position in his career except pitcher and catcher...became the first player in Oakland history to start at least one game at seven different positions in 2018 and then did it again in 2019...was the first rookie in Oakland history to start at least one game at six different positions in 2017...had never played the outfield prior to 2017...in his big league career, he has played 114 games in left field, 84 at second base, 79 in right field, 40 at third base, 35 at shortstop, 16 in center field and three at first base...is a .244 career hitter with 44 home runs and 128 RBI in 367 games over five seasons with the A's...was named Texas League Player of the Year and the A's Organizational Hitter of the Year in 2015 at Midland...played in the Arizona Fall League in 2015 and was named to the AFL Top Prospects Team...was rated as the A's seventh-best prospect by *Baseball America* following the 2015 and 2016 seasons.

### 2020 HIGHLIGHTS

Played in just 24 games in his fifth season with the A's and batted .232 with two home runs and eight RBI...his batting average was a career-low...after starting games at seven different positions in each of the previous two seasons, he made a total of 12 starts at two different positions in 2020 (his first 10 at second base, his last two at third base)...hit .290 (9-for-31) with four of his five walks against right-handed pitchers (.371 on-base percentage) compared to .160 (4-for-25) against left-handers (.192 on-base percentage)...hit both of his home runs and collected five of his eight RBI against lefties...batted .111 in July, .226 in August and .313 in September...had a .286 batting average, both of his home runs and a .937 OPS on the road, compared to a .200 average with a .539 OPS in Oakland...hit .286 during the day, .179 at night...batted .292 with the bases empty, .188 with both of his home runs with runners on base...however, hit .267 with runners in scoring position and was 3-for-7 (.429) with RISP and two outs...went 1-for-3 (.333) with the bases loaded...was 1-for-32 in that situation in his career entering the season...hit .184 with a .514 OPS over innings 1-6, .333 with a 1.040 OPS in the seventh inning or later...committed one error and it came as a second baseman (.972 fielding percentage)...appeared in 13 games at second base, seven at third base, two in left field and one in right field...was 1-for-7 as a pinch hitter but the one hit was a two-run home run...is a .197 (13-for-66) career hitter in the pinch with three home runs and 10 RBI...made seven starts batting eighth and five hitting sixth.

**OAKLAND:** Made his second consecutive Opening Day start July 24 against Los Angeles (AL)...went 1-for-3 as the second baseman after going 2-for-4 with a double as the left fielder in 2019 against Seattle...started seven of the A's first 15 games at second base through Aug. 8 but just three of the next 17 prior to the arrival of Tommy La Stella on Aug. 29...made just two starts after that, both at third base...had a pinch hit home run in the third inning Aug. 16 at San Francisco...it was the third of his career with the previous two coming in 2019...remained in the game and ended up going 3-for-4 with a double and the home run...became the 12th non-starter in Oakland history with three hits in a game, the first since Seth Brown on Aug. 30, 2019...the seven total bases were second only to Mike Heath's eight when he homered twice on June 19, 1979 against Kansas City...the three hits were a season high and one of just two multiple hit games (two in the first game of the Sept. 8 doubleheader against Houston)...was batting .200 with two home runs and six RBI in 17 games when he was placed on the paternity list Aug. 25...was reinstated Aug. 31 and went 4-for-13 (.308) with an RBI in six games before he was placed on the

10-day injured list Sept. 13 with a strained right hamstring...was reinstated from the IL Sept. 27 for the final game of the season and went 1-for-3 with a walk and a RBI in an appearance at designated hitter that day against Seattle...then played in all seven postseason games and hit .318 (7-for-22) with a double, two home runs, seven RBI, three walks and a 1.021 OPS...the RBI matched the most by an Athletic in the postseason over the last 31 years (Sierra, 1992; Bradley, 2006) and tied for eighth most in Athletics history...made four starts at third base and one at designated hitter...went 3-for-9 (.333) with two RBI in three games in the ALWCS against Chicago...had a two-run single in the fifth inning of Game 3 to break a 4-4 tie in the A's series-clinching 6-4 win...was 4-for-13 (.308) with two home runs and five RBI in four games against Houston in the ALDS...homered in Games 2 and 3 and is one of 14 players in Athletics history to homer in back-to-back postseason games (was one of three in 2020)...had four RBI in Game 3, including the game-tying three-run home run in the seventh inning in a game the A's would go on to win 9-7...became the first A's third baseman with a four-RBI game in the postseason.

## CAREER

**2019**— Spent the entire season on the active roster for the first time in his career and batted .240 with 13 home runs and 47 RBI in 124 games...had career highs in runs (45), hits (82), doubles (21), RBI, extra base hits (34), games and at bats (341)...started at least one game at seven different positions for the second consecutive season (38 in left field, 22 in right field, 12 at second base, eight at third base, one in center field, one at first base and one at designated hitter)...is the only player in Oakland history to start at least one game at seven positions in one season...also appeared in three games at shortstop and the only positions he didn't play were pitcher and catcher...committed two errors in 21 games at second base, two in 17 games at third and one in 34 games in right field...was also 5-for-23 (.217) with two home runs and six RBI as a pinch hitter...led American League pinch hitters in plate appearances (26), tied for the lead in home runs and tied for third in hits and RBI...hit .253 with seven home runs, 27 RBI and a .748 OPS against left-handed pitchers compared to .230 with six home runs, 20 RBI and a .667 OPS against right-handers...had a .238 batting average with a .702 OPS at home, .242 with a .710 OPS on the road...batted .210 with the bases empty, .275 with nine of his 13 home runs with runners on base...went 0-for-13 with a walk and a RBI with the bases loaded...had eight home runs and 27 RBI in 64 games before the All-Star Break, five home runs and 20 RBI in 60 games after the break...batted .214 with three home runs and 20 RBI in 57 games against AL West teams, .268 with 10 home runs and 27 RBI in 67 games against all other competition...averaged 4.20 plate appearances per strikeout, which was the best mark of his career...started games at every spot in the order except first and fourth...made his first career Opening Day start on March 20 against Seattle in Tokyo and went 2-for-4 as the A's left fielder...also started the next day in left and went 1-for-2...had three straight multiple hit games April 9-11 and April 22-24...had his first career game-ending RBI April 24 against Texas, a RBI single in the bottom of the ninth inning...was hitting .320 with three home runs and 11 RBI over his first 24 games through April 24...batted .306 with three home runs and 10 RBI in 23 games in April...it was the fourth time he hit .300 in a month in his career, the second time in April...is a .305 career hitter in April, which is his best mark for any month of the season...homered in back-to-back games on May 17 and 18 at Detroit...went 1-for-3 the next day against the Tigers in a game that was suspended in the bottom of the seventh inning...hit a two-run home run in the ninth inning when play resumed in Oakland on Sept. 6, giving him a home run in three consecutive games for the first time in his career...grounded into his first double play of the season May 18 at Detroit, snapping a career-high 86-game streak without a GDP dating back to June 29, 2018...snapped a 0-for-12 streak as a pinch hitter June 18 against Baltimore with his first career pinch home run...it was his first pinch hit since Sept. 9, 2018...added a second pinch homer Aug. 3 against St. Louis...had a career-high eight-game hitting streak from Aug. 1 to 11...went 9-for-20 (.450) with three doubles, three home runs and seven RBI during the streak...the streak also represented a career-high eight-game reaching base streak and he had an extra base hit in four straight games from Aug. 7-11, which was the best streak of his career...had his first career four strikeout game Aug. 13 at San Francisco...hit .283 over his final 15 contests...was on the A's AL Wild Card roster for the second consecutive year but did not play for the second straight year.

**2018**— Batted .258 with 13 home runs and 27 RBI in 110 games in a season interrupted by two stints on the disabled list...the average was a career high as was his .332 on-base percentage and

.769 OPS...became the first player in Oakland history to start at least one game at seven different positions (49 in left field, 13 at second base, five in right field, four at third base, three at shortstop, two in center field and one at first base)...hit .289 with an .835 OPS against left-handed pitchers, .233 with a .713 OPS against righties...hit .136 with runners in scoring position, which was third lowest in the AL among players with at least 70 plate appearances with RISP...batted .311 with a .378 on-base percentage when leading off an inning...hit .456 with six doubles, a triple, six home runs and 12 RBI (.912 slugging percentage) when putting the first pitch in play...batted .325 in interleague play...committed six errors, including two in 73 games in the outfield, two in three games at shortstop and two in 16 games at third base...went 3-for-19 (.158) with a RBI, three walks and eight strikeouts as a pinch hitter...tied for third among AL pinch hitters in strikeouts and tied for fourth in plate appearances (22)...started games in every spot in the batting order except third and fourth...hit eighth 22 times and second 21 times...was on the A's Opening Day roster and went 4-for-13 (.308) with a home run and RBI in four games before he was placed on the 10-day disabled list April 7 retroactive to April 6 with a hyperextended left knee...had a two-game rehab assignment with Single-A Stockton on April 14 and 15 and was reinstated from the DL April 16...hit .303 with four home runs and 11 RBI over a 23-game stretch from April 22 to May 26...made his first Major League appearance at third base May 7 against Houston and his first start at that position May 18 at Toronto...hit his first career grand slam May 19 at Toronto...it was his second career four-RBI game (Sept. 9, 2017 vs. Houston, 2nd game)...started a season-high eight consecutive games from May 25-June 1 (four in left field, three at shortstop, one at second base)...went 16-for-46 (.348) with four home runs and nine RBI over a 15-game stretch from June 26 to July 23...had a season-high seven-game hitting streak from July 11 to 23 (10-for-25, .400)...was placed on the 10-day disabled list July 29 retroactive to July 28 with a left elbow laceration...did not have a rehab assignment before he was reinstated from the DL Aug. 7...hit .323 over his final 28 contests beginning Aug. 22...homed Sept. 8 against Texas to snap a career-high 29-game homerless streak...it was his first home run since July 13 at San Francisco...made his professional debut at first base with a start on Sept. 29 at Los Angeles (AL)...batted .286 in 20 games in September...was on the A's Wild Card roster but did not play.

**2017**—The A's rookie utility player batted .238 with 15 home runs and 42 RBI in 87 games...ranked ninth among American League rookies in home runs and RBI and 10th in extra base hits (31)...started 28 games in right field, 18 at shortstop, 13 at second base, seven at designated hitter, four in center field and two in left field to become the first rookie in Oakland history to start at least one game at six different positions...the last A's rookie to start a game at five positions prior to him was Luis Quinones in 1983...entered the season with no professional experience in the outfield...had 92 strikeouts and 18 walks in 309 plate appearances...based on a minimum of 300 plate appearances, he had the seventh fewest plate appearances per strikeout in Oakland history (3.36) and the 10th highest strikeout-to-walk ratio (5.11)...batted .247 against left-handed pitching compared to .234 with 12 of his 15 home runs against right-handers...had 10 of his 15 home runs and 28 of his 42 RBI at home...had 11 home runs and 27 RBI in 37 day games...committed four errors in 22 games at shortstop (.952 fielding percentage) and one in 16 games at second base (.983)...also made one error in 35 games as a right fielder and had a .987 fielding percentage in 41 games overall in the outfield...started games at every spot in the batting order except leadoff and cleanup...began the season at Triple-A Nashville and was batting .324 in nine games when he was promoted to Oakland April 16...hit .308 with six home runs and 13 RBI over a 20-game stretch from April 29 to May 31...made his professional debut in the outfield May 7 against Detroit with a start in right field...also stole the first base of his career in that game...had his first career two-homer game May 31 at Cleveland...finished May with a .304 batting average in 18 games...began June with a career-high 0-for-13 streak...started in right field June 15 against New York (AL) and moved to shortstop in the eighth inning...became the third player in Oakland history to play right field and shortstop in the same game (Tony Phillips, July 4, 1989 vs. Kansas City; Bill Almon, six times from 1983-84)...did it again Aug. 21 at Baltimore...was placed on the disabled list June 24 with a strained left hamstring and went 5-for-27 (.185) on an eight-game rehab assignment with Nashville from July 18 to 30 before he was reinstated from the DL July 31...made 28 of his 33 starts following his return in the outfield (24 in right field, four in center field, one in left field)...had his first career four-hit game Aug. 6 at Los Angeles (AL)...connected for his second career two-homer game Aug. 26 against Texas...had a career-high four RBI and his third career two-homer game in the second game of the Sept. 9 doubleheader against Houston.

**2016**—Made both his Triple-A and Major League debuts in 2016...hit .256 with 14 home runs and 51 RBI in 107 games with Nashville and .235 with a home run and four RBI in 22 games with Oakland...batted .152 over his first 12 games with the A's, .389 over his final 10 contests...made nine of his 12 starts against left-handed pitchers...hit .286 with his lone home run against lefties compared to .174 against righties...had a .333 batting average with runners on base...went 3-for-7 (.429) with a double and RBI as a pinch hitter...appeared in 13 games (nine starts) at second base and seven games (three starts) at shortstop...committed three errors as a second baseman (.914 fielding percentage) and none in 16 chances as a shortstop...was selected from Nashville Aug. 19 and made his debut with a start at second base the next day at Chicago (AL)...went 0-for-4...singled off José Quintana at Chicago (AL) on Aug. 21 for his first big league hit...had a RBI single in the third inning Aug. 23 against Cleveland for his first RBI...hit his first home run Sept. 29 at Seattle, a solo shot off Ariel Miranda to lead off the sixth inning...was rated as the A's No. 7 prospect by *Baseball America* following the season...was a Pacific Coast League Midseason All-Star...ranked eighth in the A's farm system in runs (72), tied for eighth in home runs (14) and ninth in slugging (.425)...had a .311 batting average, .414 on-base percentage and .568 slugging percentage when leading off an inning (.981 OPS)...committed 29 errors in 98 games at shortstop for a .931 fielding percentage...did not make an error in four games at second base...went 4-for-4 on May 14 against Fresno and May 19 against Sacramento...batted .352 with 30 runs scored over a 25-game stretch from May 22 to June 18...had a season-best 12-game hitting streak from May 22 to June 4 (21-for-54, .389)...started at shortstop for the Pacific Coast League All-Stars in the Triple-A All-Star Game against the International League in Charlotte, NC on July 13 and went 0-for-2...hit two home runs and drove in a season-high four runs July 16 at El Paso.

**2015**—Was named Texas League Player of the Year and the A's Organizational Hitter of the Year after batting .317 with 15 home runs and 86 RBI in 117 games with Double-A Midland...led the TL in RBI and total bases (232), ranked second in batting and slugging (.486), third in hits (151) and OPS (.847), tied for third in hit by pitches (8) and fifth in doubles (32)...was a TL Midseason and Postseason All-Star...led the A's farm system in batting, ranked second in RBI, third in slugging and total bases, fourth in hits and fifth in home runs...batted .361 during the day, .352 against left-handed pitching, .332 after the All-Star Break, .327 with runners in scoring position and .324 on the road...had a .371 batting average in June, .336 in July and .333 in August...appeared exclusively at shortstop on defense and led TL shortstops in games (112), total chances (474), putouts (181), assists (267), double plays (61) and errors (26)...connected for grand slams on May 22 at Corpus Christi and Aug. 5 against Frisco...had an 18-game hitting streak from July 6 to 25, which tied for the longest hitting streak in the TL in 2015...went 30-for-73 (.411) with 19 RBI during the streak...batted .362 with 36 RBI while hitting safely in 34 of 35 games from July 6 to Aug. 13...had a 21-game road hitting streak from July 8 to Aug. 21, which was the longest in the TL (33-for-97, .340)...went 2-for-13 (.154) with a double and RBI in three postseason games with the RockHounds before going on the disabled list Sept. 12 with a strained left hamstring...missed the remainder of the playoffs...played for Mesa in the Arizona Fall League following the season and hit .235 with four home runs and nine RBI in 13 games...tied for fourth in the AFL in home runs...played in the AFL Fall Stars Game and was named to the AFL Top Prospects Team at second base...was rated as the A's seventh best prospect by *Baseball America* following the season.

**2014**—Spent his first full professional season at Single-A Stockton and hit .288 with 13 home runs and 55 RBI in 94 games...tied for eighth in the California League in doubles (32)...ranked fourth in the A's farm system in doubles and fifth in slugging (.489)...hit .335 at home and .307 against left-handed pitching...appeared in 76 games at second base, 14 at shortstop and three at third base...committed 14 errors as a second baseman for a .960 fielding percentage...also made one error each at shortstop and third base...hit .324 with seven of his 13 home runs and 21 of his 55 RBI in 24 games in April...was on the disabled list from July 1 to 13 with a sprained right ankle...went 2-for-8 (.250) with a RBI in two postseason games.

**2013**—Made his professional debut with Vermont of the Short-Season New York/Penn League and batted .200 with three home runs and eight RBI in 42 games...committed eight errors in 33 games at shortstop for a .944 fielding percentage...also made one error in two games as a third baseman...went 0-for-4 in his professional debut June 19 at Tri-City...then homered the next day

against Connecticut for his first professional hit...was on the disabled list from July 23 to Aug. 8 with a strained left oblique.

## PERSONAL/MISCELLANEOUS

Chadwick Hudson Pinder was originally signed by A's scout Neil Avent...graduated from Poquoson (VA) High School...attended Virginia Tech University and graduated in 2016...as a junior in 2013, was selected to the Blacksburg Regional All-Tournament Team, ACC All-Tournament Team, and All-ACC first team...also earned All-ACC Academic Team honors in 2011 and 2012...is married, Taylor, and has one child, Christopher.

### LIFETIME PLAYING RECORD

Year	Club	AVG	G	AB	R	H	2B	3B	HR	RBI	SH	SF	HP	BB	SO	SB	CS	OBP	SLG	E
2013	Vermont	.200	42	140	14	28	4	0	3	8	0	3	6	12	41	1	0	.286	.293	9
2014	Stockton	.288	94	403	61	116	32	5	13	55	1	2	8	22	99	12	9	.336	.489	16
2015	Midland	.317	117	477	71	151	32	2	15	86	4	5	8	28	103	7	5	.361	.486	26
2016	Nashville	.258	107	426	72	110	23	3	14	51	1	4	9	25	108	5	1	.310	.425	29
	OAKLAND	.235	22	51	4	12	4	0	1	4	0	1	0	3	14	0	0	.273	.373	3
2017	Nashville	.266	17	64	3	17	2	1	1	2	0	0	1	6	23	2	1	.338	.375	3
	OAKLAND	.238	87	282	36	67	15	1	15	42	0	3	5	18	92	2	1	.292	.457	6
2018	OAKLAND	.258	110	298	43	77	12	1	13	27	2	0	6	27	88	0	2	.332	.436	6
	Stockton	.286	2	7	1	2	1	0	1	1	0	0	1	1	1	0	0	.444	.857	0
2019	OAKLAND	.240	124	341	45	82	21	0	13	47	1	3	5	20	88	0	1	.290	.416	5
2020	OAKLAND	.232	24	56	8	13	3	0	2	8	0	0	0	5	13	0	0	.295	.393	1
<b>Major League Totals</b>		<b>.244</b>	<b>367</b>	<b>1028</b>	<b>136</b>	<b>251</b>	<b>55</b>	<b>2</b>	<b>44</b>	<b>128</b>	<b>3</b>	<b>7</b>	<b>16</b>	<b>73</b>	<b>295</b>	<b>2</b>	<b>4</b>	<b>.302</b>	<b>.430</b>	<b>21</b>

### CAREER TRANSACTIONS

**2013** — Selected by the Oakland Athletics organization in the Competitive Balance Round B of the First-Year Player Draft. **2017** — On the disabled list, June 24 to July 30; included rehabilitation assignment to Nashville, July 18 to 30. **2018** — On the disabled list, April 6 to 15; included rehabilitation assignment to Stockton, April 14 to 15. On the disabled list, July 28 to August 6. **2020** — On the paternity list, August 25 to 30. On the injured list, September 13 to 26.

### WILD CARD RECORD

Year	Club/Opp.	AVG.	G	AB	R	H	2B	3B	HR	RBI	SH	SF	HP	BB	SO	SB	CS	OBP	SLG	E
2018	OAK vs. NYY																			
2019	OAK vs. TB																			
2020	OAK vs. CWS	.333	3	9	0	3	0	0	0	2	0	0	0	1	2	0	0	.400	.333	0

### DIVISION SERIES RECORD

Year	Club/Opp.	AVG.	G	AB	R	H	2B	3B	HR	RBI	SH	SF	HP	BB	SO	SB	CS	OBP	SLG	E
2020	OAK vs. HOU	.308	4	13	2	4	1	0	2	5	0	1	0	2	4	0	0	.375	.846	0

### PINDER'S CAREER BESTS

Hits: 4, August 6, 2017 at Los Angeles (AL)

Home Runs: 2 (three times); September 9, 2017 vs. Houston (2nd game); August 26, 2017 vs. Texas; May 31, 2017 at Cleveland

Runs Batted In: 4 (twice), last: May 19, 2018 at Toronto. Note: Also had 4 RBI in Game 3 of the 2020 ALDS vs. Houston, October 7, 2020

Stolen Bases: 1 (twice), last: September 20, 2017 at Detroit

Hitting Streak: 8, August 1 to 11, 2019

Hitless Streak (At Bats): 13, June 1 to 4, 2017

Game Ending RBI: 1, April 24, 2019 vs. Texas (single)

Grand Slams: 1, May 19, 2018 at Toronto (Tyler Clippard)

Pinch-Hit Home Runs: 3, August 16, 2020 at San Francisco (Wandy Peralta); August 3, 2019 vs. St. Louis (Tyler Webb); June 18, 2019 vs.

Baltimore (Dan Straily)

Inside-The-Park Home Runs: None.

Lead Off Home Runs: None.

**OUTFIELDER****Height/Weight:** 6-4 / 211**Bats/Throws:** Right / Right**Birthdate:** January 14, 1991**Opening Day Age:** 30**Birthplace/Resides:** Pleasanton, California / Danville, California**Major League Service:** 5 years, 76 days**Obtained:** Acquired from St. Louis for Yairo Muñoz and minor league Max Schrock, December 14, 2017**Contract Status:** Fifth year of a six-year contract through 2022 with a club option for 2023
[@spiscotty](#) [Updated Stats](#)
**CAREER HIGHLIGHTS**

The Pleasanton native and Stanford grad spent the first six seasons of his professional career in the St. Louis organization before he was traded to the A's following the 2017 season...is a .255 hitter with 45 home runs and 161 RBI in 289 games in three seasons with Oakland after batting .268 with 38 home runs and 163 RBI in 323 games in three years with St. Louis...has played in the postseason three times (2015, 18, 20) and is a .269 (7-for-26) hitter with three home runs and six RBI in eight games...had career highs in doubles (41), home runs (27), RBI (88) and extra base hits (68) in his first season with Oakland in 2018...was named the Cardinals organization Minor League Player of the Year in 2015...was rated as the Cardinals 10th-best prospect by *Baseball America* following the 2012 season, fourth-best following 2013 and third-best following 2014...played in the Arizona Fall League in 2013 and was named to the AFL All-Prospect Team.

**2020 HIGHLIGHTS**

Batted .226 with five home runs and 29 RBI in 45 games in his third season with Oakland and the sixth of his career...the batting average was a career low as were his on-base percentage (.271), slugging percentage (.358) and OPS (.629)...however, his average of 5.48 at bats per RBI was the best mark of his career and he hit .304 with runners in scoring position...is a .315 career hitter with RISP...was a perfect 4-for-4 in stolen bases attempts and is now 8-for-8 as an Athletic...walked just nine times and had 53 strikeouts...his average of 19.00 plate appearances per walk was the highest of his career and his average of 3.23 plate appearances per strikeout was the lowest...hit .118 with no RBI in five games in July, .289 with five home runs and 26 RBI in 24 games in August and .154 with no home runs and three RBI in 16 games in September...batted .229 (11-for-48) against left-handed pitching compared to .225 (25-for-111) with all five of his home runs and 25 of his 29 RBI against right-handers...had a .444 batting average with runners in scoring position and two outs and has a .335 career average in that situation...was 3-for-5 (.600) with a double, two home runs and 11 RBI with the bases loaded...tied for the Major League lead in grand slams...also tied for the lead in extra base hits with the bases loaded and tied for eighth in RBI...now has a .408 (20-for-49) career average with the bases loaded with five doubles, four home runs and 50 RBI...has a .755 slugging percentage and 1.151 OPS...hit .256 with four of his five home runs on the road, .195 in Oakland...batted .279 at night, .164 during the day...had a .135 average with two strikes...started a team-leading 44 games in right field and did not commit an error in 75 total chances...now has a 192-game errorless streak dating back to his last miscue on July 24, 2018 at Texas...that is the second longest errorless streak by an outfielder in Athletics history and is 17 short of the record of 209 held by Ryan Sweeney (Aug. 17, 2009-Sept. 14, 2011)...made a team-leading 23 starts batting seventh where he hit .167...batted .284 in all other spots in the order...averaged a career-low 3.44 pitches per plate appearance.

**LONGEST ERRORLESS STREAKS BY AN ATHLETICS OUTFIELDER**

209	Ryan Sweeney, August 17, 2009-September 14, 2011
192	Stephen Piscotty, July 25, 2018-present
187	Al Simmons, June 27, 1928-August 5, 1929
176	Robbie Grossman, March 21, 2019-present
165	Jermaine Dye, September 25, 2002-August 6, 2004

**OAKLAND:** Made his fifth consecutive Opening Day start in right field on July 24 against Los Angeles-AL (three with Oakland, two with St. Louis)...had three straight two-hit games from Aug. 1-4 (6-for-12, .500)...the two hits were a season-high (12 times)...had two hits in the fifth inning Aug. 3 at Seattle to become the first Athletic with two hits in an inning since Matt Chapman on Sept. 21, 2019 against Texas...had the A's second walk-off grand slam of the season and the ninth in Oakland history on Aug. 4 against Texas...it was his second career walk-off home run (May 8, 2019 vs. Cincinnati)...was batting .217 with a home run and seven RBI over his first 13 games through Aug. 10...then hit .310 with four home runs and 19 RBI over his next 15 contests...slugged three of his five home runs over a four-game stretch from Aug. 12-16...hit his second grand slam of the season and the fourth of his career on Aug. 14 at San Francisco (had two in 2016 with St. Louis)...both of his grand slams in 2020 came in the ninth inning and he is the 14th player in Major League history (first Athletic) with two ninth inning grand slams in the same season...tied for second in the majors in RBI in the ninth inning (8)...went 4-for-11 (.364) with two home runs and nine RBI in the three-game series at San Francisco Aug. 14-16...became the second Athletic with nine RBI in a three-game series over the last seven years...he also did it on Sept. 18-20, 2018 against Los Angeles (AL)...had a career-high tying five RBI on the 16th (sixth time, last: April 4, 2019 vs. Boston)...doubled on Aug. 25 at Texas for his last extra base hit of the season...finished the year with an 18-game streak without an extra base hit, which is the longest such streak of his career...batted .289 with five home runs and 26 RBI in 24 games in August...the RBI were his most ever in a month...they were third most in the majors in August and seventh most in Oakland history...they were the most since Eric Chavez had 30 in 2002...is a .282 career hitter with 24 home runs and 83 RBI in 135 games in August, all of which are his best marks for any month of the season...then hit .154 with three RBI in 16 games in September...played in just four of the A's 13 games from Sept. 8-18 due originally to left wrist soreness and then a sprained knee...went 1-for-12 over that span...then started eight of the final nine games and went 3-for-26 (.115)...started just three of the A's seven postseason games, all in right field, and was 1-for-7 (.143) with a strikeout.

## CAREER

**2019**—Was limited to 93 games due to two stints on the injured list and batted .249 with 13 home runs and 44 RBI...was out from June 30 to Aug. 2 with a sprained right knee and Aug. 25 to Sept. 25 with a sprained right ankle...batted .360 with six home runs against left-handed pitchers compared to .214 with seven home runs against right-handers...had a 1.019 OPS against lefties, .627 against righties...hit .305 with an .862 OPS at home, .197 with a .586 OPS on the road...batted .247 with runners in scoring position, but that improved to .361 with RISP and two outs...10 of his 13 home runs were solo shots...hit .319 with two outs, a combined .214 with no outs or one out...started 90 games in right field and did not commit an error in 170 total chances...the total chances were sixth most in the American League and the majors among outfielders with no errors and fifth most in Athletics history...also made two starts at designated hitter and was 0-for-1 as a pinch hitter...started games in every spot in the order from third through seventh, including 26 starts batting fifth and sixth and 24 in the three spot...hit .302 with six home runs and 18 RBI batting sixth...made his fourth consecutive Opening Day start in right field on March 20 against Seattle in Tokyo and hit his first home run of the season...went 4-for-4 with a double, home run, walk and five RBI on April 4 against Boston...matched his career high in hits (fourth time) and RBI (fifth time)...added his fifth career four-hit game April 23 against Texas...played in the 500th game of his career on April 24 against Texas...reached base safely in a career-high 25 consecutive games from April 28 to May 29...hit .280 with a .357 on-base percentage during the streak...had his first career game-ending RBI May 8 against Cincinnati, a walk-off home run in the bottom of the 13th...hit safely in a season-high eight consecutive games from May 12 to 20 (11-for-32, .344)...had his second career four-strikeout game May 13 at Seattle...collected his 500th career hit May 16 at Detroit when he went 1-for-3 with three walks and three runs scored...it was the first three-walk game of his career and the three runs matched his career high...had successful surgery June 13 to remove a melanoma from his right ear...the procedure was performed by Dr. Brian Parrett at the California Pacific Medical Campus...went on the injured list June 30 with a sprained right knee...it was his third career stint on the IL...began a five-game rehab assignment with Triple-A Las Vegas July 27 and went 7-for-23 (.304) with a home run, three RBI and two walks before he was reinstated from the IL Aug. 3...hit .304 with four home runs and 10 RBI in 16 games before returning to the IL Aug. 26, retroactive to Aug. 25, with a sprained right ankle...



was reinstated Sept. 26 but appeared in just one of the A's final four games, going 0-for-4 with a strikeout in a start in right field in the final game on Sept. 29 at Seattle...was not on the roster for the AL Wild Card game.

**2018**—Batted .267 with 41 doubles, 27 home runs and 88 RBI in 151 games in his first season with Oakland...had career highs in doubles, home runs, RBI, extra base hits (68), total bases (268), sacrifice flies (5) and grounded into double plays (21) and matched his high in hit by pitches (12)...his 41 doubles tied for ninth in the American League...tied for second in the AL and tied for ninth in Oakland history in grounded into double plays...tied for sixth in the AL in hit by pitches...hit .236 with 14 doubles, three home runs, 24 RBI and a .350 slugging percentage over his first 58 games through June 12...then batted .286 with 27 doubles, 24 home runs, 64 RBI and a .574 slugging percentage over his final 93 games beginning June 13...ranked second in the AL in extra base hits from June 13 through the end of the season, tied for second in home runs, fourth in slugging, fifth in OPS (.926), tied for fifth in doubles and tied for seventh in RBI...batted .279 against right-handed pitchers, .241 against left-handers...hit 17 of his 27 home runs on the road but had 29 of his 41 doubles at home...set an Oakland record for doubles in the Coliseum, breaking the previous mark of 25 by Jed Lowrie in 2017...ranked second in the AL in doubles in the seventh inning or later (18), fourth in slugging (.593), tied for fourth in home runs (12) and seventh in OPS (.953)...batted .311 with runners in scoring position...hit .303 with a .598 slugging percentage when leading off an inning...appeared exclusively in right field where he played in 151 games, including 148 starts...the games played tied for second most in Oakland history by a right fielder (Tony Armas, 153 in 1990) and the games started were third most...committed three errors and his .989 fielding percentage was fifth best in Oakland history by a right fielder...tied the Oakland record for doubles by a right fielder (Ben Grieve, 1998)...also went 0-for-1 with a walk and strikeout as a pinch hitter...started games in every spot in the batting order except first and ninth for the second consecutive season...made a team-leading 64 starts batting sixth and hit .299 with 17 doubles, 19 home runs and 52 RBI from the six spot...led Major League six hitters in home runs, RBI and extra base hits (36) and tied for the lead in doubles...the home runs tied for second most in Oakland history (Steinbach, 20 in 1996)...averaged 5.31 plate appearances per strikeout, which was the best mark of his career...was the A's Opening Day starter in right field...was hit by a pitch twice on April 24 at Texas to tie an Oakland record...was placed on the bereavement list May 11 following the passing of his mother, Gretchen...was reinstated May 15 and homered over the Green Monster on a 0-2 pitch in his first at bat following his return that night at Boston...reached base safely in 23 consecutive games from May 31 to June 26...hit .316 with a .411 on-base percentage during the streak...batted .303 in June...tied an Oakland record with three doubles on July 4 against San Diego...homered in a career-high four consecutive games from July 7-10 and hit .306 with seven home runs and 14 RBI over a 14-game stretch from July 7-24...tied for fourth in the AL in home runs in July (8), tied for fifth in extra base hits (16) and tied for sixth in doubles (8)...the home runs are his most ever in a month...doubled off Bartolo Colon in the second inning Aug. 20 against Texas for his 100th career double...that began a 29-game stretch through Sept. 20 where he hit .343 with seven doubles, 11 home runs, 32 RBI and a .713 slugging percentage...had a career-high and A's season-high tying 14-game hitting streak from Aug. 29 to Sept. 13...hit .373 (19-for-51) with six home runs and 18 RBI during the streak...had two home runs and five RBI Sept. 2 against Seattle...it was his third career two-homer game and his third career five-RBI game...his fourth five-RBI game came on Sept. 20 against Los Angeles (AL)...hit .310 with 21 runs, five doubles, eight home runs and 25 RBI in 25 games in September...led the AL in RBI, tied for third in runs and tied for fourth in home runs...the RBI were the most by an Athletic in September since Frank Thomas had 31 in 2006...the runs were most ever in a month and the home runs matched his most (July, 2018)...went 0-for-3 with a walk in a start in right field in the Wild Card game at New York on Oct. 3.

**2017**—Batted .235 with nine home runs and 39 RBI in 107 games in a season interrupted by two stints on the disabled list...missed a total of 28 games due to injuries and another five for personal reasons...drew a career-high 52 walks for a .342 on-base percentage...was 3-for-9 (33.3%) in stolen base attempts...batted .235 with eight of his nine home runs against right-handed pitchers, .234 against left-handers...hit .260 with eight of his nine home runs on the road...hit .284 with five of his nine home runs and 19 of his 39 RBI in the seventh inning or later...batted .333 with three of his nine home runs in the ninth inning...four of his nine home runs either tied the

game or put the Cardinals ahead...made 92 starts, all in right field...committed two errors in 99 games overall in the outfield (.988 fielding percentage) and had five assists...went 4-for-7 (.571) with two walks, a hit by pitch, a double and two RBI as a pinch hitter...started games at every spot in the order except first and ninth and made his most starts batting third (32)...was the Cardinals Opening Day starter in right field for the second consecutive season...signed a six-year contract through the 2022 season with a club option for 2023 on April 3...matched his career high with five RBI April 12 at Washington...was placed on the 10-day disabled list May 5 with a strained right hamstring...was sent to Double-A Springfield May 16 on a rehab assignment and played in three games before he was reinstated from the DL May 20...missed five games from May 26-30 for personal reasons...committed his second and final error of the season June 4 at Chicago (NL)...finished the season with a 65-game errorless streak...had his second career two-homer game June 18 at Baltimore...was placed on the 10-day disabled list July 15 with a strained right groin...was sent to Single-A Peoria on a rehab assignment July 27 and appeared in four games before he was reinstated from the DL Aug. 1...was optioned to Triple-A Memphis Aug. 7...hit .313 with four home runs, seven RBI and six walks (.421 on-base percentage) in eight games with the Redbirds before returning to St. Louis for good Aug. 20...snapped a career-high 0-for-19 streak Sept. 30 against Milwaukee with an eighth inning game-tying two-run single to complete the Cardinals largest comeback of the season...overcame a 6-0 deficit and he later scored the winning run in a 7-6 St. Louis win.

**2016**—Began the season on the Cardinals Opening Day roster and played in a team high 153 games, making 136 starts in right field and nine starts in center field...was selected as the Cardinals nominee for the Hank Aaron Award which is given annually to the top hitter in each league...chosen as the Cardinals representative for the MLBPA “Heart and Hustle” Award...led the Cardinals with 153 games, 582 at bats, 86 runs scored, 85 RBI, 10 game-winning RBI, 266 total bases and 12 hit by pitch...tied for the team lead with seven stolen bases...ranked second in the National League with a .363 batting average with runners in scoring position (Prado, MIA, .368)...hit two grand slams during the season, the first off Max Scherzer at Washington on May 27 and the second off Blaine Boyer against Milwaukee on July 3...batted .455 (5-for-11) with bases loaded in 2016 and was one of 17 players with multiple grand slams...matched his career-high with four hits twice (April 27 at Arizona and May 8 against Pittsburgh)...had a nine-game hitting streak from Sept. 3-11, batting .379 (11-for-29) during the streak...batted .346 during the month of May, ranking 10th in the National League in average and sixth in hits (36)...smashed a go-ahead three-run home run in the eighth inning at Chicago (NL) on Aug. 14 on Sunday Night Baseball to give the Cardinals a 4-3 lead and an eventual 6-4 win...his .481 batting average against Arizona was the highest among all opposing players...hit 13 of his 22 home runs at Busch Stadium, which tied with Brandon Moss for the most in 2016...also led with 49 RBI, 86 hits and 41 runs scored at Busch Stadium...had 37 two-out RBI, which led the team and ranked sixth in the NL.

**2015**—The rookie outfielder was selected by St. Louis on July 21 from Triple-A Memphis and started that night in left field at Chicago (AL), collecting his first Major League hit...finished out the season playing in 63 of the team’s final 70 games after his promotion...was named the organization’s Minor League Player of the Year...was a co-Rookie of the Year selection by the St. Louis BBWAA along with teammate Randal Grichuk...hit .393 with runners in scoring position...was knocked unconscious in a collision with outfielder Peter Bourjos in left-center field on Sept. 28 at Pittsburgh; was carted off the field and remained overnight in the hospital for observation...suffered a head contusion/concussion and missed three games (five days)...his sacrifice fly on July 25 against Atlanta was his first ML RBI and the game-winning RBI in a 1-0 win...hit his first ML home run Aug. 16 against Miami off Chris Narveson...had his first career two-homer game and drove in a career-high five runs Aug. 23 at San Diego...had a career-high four hits Aug. 29 at San Francisco...started and hit safely in all four Division Series games against the Cubs, playing at first base, right field and left field...played every inning of the four games and batted .375 with three home runs and six RBI...his three home runs tied a St. Louis rookie franchise postseason record...hit a two-run home run in the eighth inning of Game 1 to become the fifth Cardinals rookie to homer in his first postseason game...at Memphis batted .272 with 11 home runs and 41 RBI in 87 games...named the seventh-best prospect in the Pacific Coast League by *Baseball America*.

**2014**—Spent the entire season at Triple-A Memphis playing in a team-high 136 games, which tied for second in the Pacific Coast League...selected to play in the Triple-A All-Star Game in Durham, N.C.; entered in left field in the sixth inning and was 1-2 with a single...led all Cardinals minor leaguers with 32 doubles, which tied for sixth in the PCL...ranked among Cardinals minor league leaders in batting (.288, 10th), runs (70, 5th), hits (144, 3rd), RBI (69, 4th) and walks (43, 9th)...went 3-for-5 with two home runs and five RBI May 10 against Round Rock...batted .333 with runners in scoring position and was 9-for-11 (.818) with 16 RBI with the bases loaded...was named the No. 3 prospect in the Cardinals organization by *Baseball America*...rated as the “Best Hitter for Average” and “Best Outfield Arm” in the Cardinals organization in the magazine’s “Best Tools” survey.

**2013**—Played in 112 games between Single-A Palm Beach and Double-A Springfield compiling a .295 batting average with 15 home runs and 59 RBI...named to the Florida State League All-Star South Squad...was the starting right fielder and played the entire game in the All-Star Game, going 1-for-5 with a solo home run in the fifth inning...tallied three multi-home run games...played for Salt River in the Arizona Fall League and made the AFL All-Prospects team batting .371 with one home run and 18 RBI...was named Arizona Fall League Player of the Week for the week of Oct. 15-22, batting .364 (8-for-22) with three RBI and six runs...tied for league lead with three triples and ranked among the league leaders in batting (.371, 4th), hits (33, t-2nd) and runs (20, 3rd)... named as the No. 4 prospect in the Cardinals organization by *Baseball America*.

**2012**—Played in 55 games at Quad Cities in his first professional season, starting 36 at third base...batted .328 with runners in scoring position...tied for the team-high hitting streak by hitting safely in 16-straight games (Aug. 11-27)...rated as the 10th-best prospect in the Cardinals organization by *Baseball America* and named the “Best Outfield Arm” in the “Best Tools” survey.

## PERSONAL/MISCELLANEOUS

Stephen Edward Piscotty...is married, Carrie...graduated from Amador Valley (Pleasanton, Calif.) High School in 2009 and was drafted out of high school by the Los Angeles Dodgers in the 45th round, but did not sign...played college baseball at Stanford University and was drafted by the Cardinals after his junior season...was a supplemental pick following the first round as compensation for the loss of free agent Albert Pujols...completed his degree at Stanford during the 2014 off-season in Atmosphere and Energy Engineering...was First Team All-Pac 10 in 2011 and 2012, honorable mention All-Pac 10 in 2010...started all 172 games in his college career...in 2012 was named a third team All-American by *Baseball America* as utility player serving as infielder/outfielder/pitcher...was named the 2018 recipient of the Tony Conigliaro Award, which honors a “Major Leaguer who has overcome adversity through the attributes of spirit, determination, and courage that were trademarks of Tony C.”...played in the Alaska Summer League in 2010 and won the Cape Cod League batting title in 2011 with a .349 batting average...was an Olerud Award Finalist in 2012; the John Olerud Two-Way Player of the Year Award is presented annually by the College Baseball Foundation to honor the nation’s top combo pitcher-position player.

## LIFETIME PLAYING RECORD

Year	Club	AVG	G	AB	R	H	2B	3B	HR	RBI	SH	SF	HP	BB	SO	SB	CS	OBP	SLG	E
2012	Quad Cities	.295	55	210	29	62	18	1	4	27	0	0	9	18	25	3	0	.376	.448	22
2013	Palm Beach	.292	63	243	30	71	14	2	9	35	0	0	3	18	27	4	5	.348	.477	1
	Springfield	.299	49	184	17	55	9	0	6	24	1	2	1	19	19	7	3	.364	.446	1
2014	Memphis	.288	136	500	70	144	32	0	9	69	1	2	10	43	61	11	5	.355	.406	3
2015	Memphis	.272	87	320	54	87	28	2	11	41	0	3	3	46	62	5	6	.366	.475	5
	ST. LOUIS	.305	63	233	29	71	15	4	7	39	0	2	1	20	56	2	1	.359	.494	2
2016	ST. LOUIS	.273	153	582	86	159	35	3	22	85	1	2	12	51	133	7	5	.343	.457	4
2017	ST. LOUIS	.235	107	341	40	80	16	1	9	39	0	3	5	52	87	3	6	.342	.367	2
	Springfield	.143	3	7	0	1	0	0	0	1	0	0	0	1	1	0	0	.250	.143	0
	Peoria	.200	4	15	0	3	2	0	0	3	0	0	0	0	3	1	0	.200	.333	1
	Memphis	.313	8	32	7	10	3	0	4	7	0	0	0	6	7	0	0	.421	.781	0
2018	OAKLAND	.267	151	546	78	146	41	0	27	88	0	5	12	42	114	2	0	.331	.491	3
2019	OAKLAND	.249	93	357	46	89	17	1	13	44	1	3	3	29	84	2	0	.309	.412	2
	Las Vegas	.304	5	23	4	7	0	0	1	3	0	0	0	2	4	0	0	.360	.435	0
2020	OAKLAND	.226	45	159	17	36	6	0	5	29	1	1	1	9	53	4	0	.271	.358	0
<b>Major League Totals</b>		<b>.262</b>	<b>612</b>	<b>2218</b>	<b>296</b>	<b>581</b>	<b>130</b>	<b>9</b>	<b>83</b>	<b>324</b>	<b>3</b>	<b>16</b>	<b>34</b>	<b>203</b>	<b>527</b>	<b>20</b>	<b>12</b>	<b>.331</b>	<b>.441</b>	<b>11</b>

## CAREER TRANSACTIONS

**2009** — Selected by the Los Angeles Dodgers organization in the 45th round of the First-Year Player Draft; did not sign. **2012** — Selected by the St. Louis Cardinals organization as a supplemental pick following the first round (36th selection overall) of the First-Year Player Draft. **2017** — On the disabled list, May 5 to 19; included rehabilitation assignment to Springfield, May 16 to 19. On the disabled list, July 15 to 31; included rehabilitation assignment to Peoria, July 27 to 31. Traded to the Oakland Athletics for infielder Yairo Muñoz and minor league infielder Max Schrock, December 14. **2018** — On the bereavement list, May 11 to 14. **2019** — On the injured list, June 30 to August 2; included rehabilitation assignment to Las Vegas, July 27 to August 2. On the injured list, August 25 to September 25.

## WILD CARD RECORD

Year	Club/Opp.	AVG.	G	AB	R	H	2B	3B	HR	RBI	SH	SF	HP	BB	SO	SB	CS	OBP	SLG	E
2018	OAK vs. NYY	.000	1	3	0	0	0	0	0	0	0	0	0	1	2	0	0	.250	.000	0
2020	OAK vs. CWS	.000	1	3	0	0	0	0	0	0	0	0	0	0	1	0	0	.000	.000	0
<b>Totals</b>		<b>.000</b>	<b>2</b>	<b>6</b>	<b>0</b>	<b>0</b>	<b>0</b>	<b>0</b>	<b>0</b>	<b>0</b>	<b>0</b>	<b>0</b>	<b>0</b>	<b>1</b>	<b>3</b>	<b>0</b>	<b>0</b>	<b>.143</b>	<b>.000</b>	<b>0</b>

## DIVISION SERIES RECORD

Year	Club/Opp	AVG	G	AB	R	H	2B	3B	HR	RBI	SH	SF	HP	BB	SO	SB	CS	OBP	SLG	E
2015	STL vs. CHI	.375	4	16	5	6	1	0	3	6	0	0	0	2	8	0	0	.444	1.000	0
2020	OAK vs. HOU	.250	2	4	0	1	0	0	0	0	0	0	0	0	0	0	0	.250	.250	0
<b>Totals</b>		<b>.350</b>	<b>6</b>	<b>20</b>	<b>5</b>	<b>7</b>	<b>1</b>	<b>0</b>	<b>3</b>	<b>6</b>	<b>0</b>	<b>0</b>	<b>0</b>	<b>2</b>	<b>8</b>	<b>0</b>	<b>0</b>	<b>.409</b>	<b>.850</b>	<b>0</b>

## PISCOTTY'S CAREER BESTS

**Hits:** 4 (five times), last: April 23, 2019 vs. Texas

**Home Runs:** 2 (three times); September 2, 2018 vs. Seattle; June 18, 2017 at Baltimore; August 23, 2015 at San Diego

**Runs Batted In:** 5 (six times), last: August 16, 2020 vs. San Francisco

**Stolen Bases:** 1 (20 times), last: September 23, 2020 at Los Angeles (NL)

**Hitting Streak:** 14, August 29 to September 13, 2018

**Hitless Streak (At Bats):** 19, September 23 to 30, 2017

**Game Ending RBI:** 2, August 4, 2020 vs. Texas (grand slam); May 8, 2019 vs. Cincinnati (home run)

**Grand Slams:** 4, August 14, 2020 at San Francisco (Trevor Gott); August 4, 2020 vs. Texas (Jesse Chavez); July 3, 2016 vs. Milwaukee (Blaine Boyer); May 27, 2016 at Washington (Max Scherzer)

**Pinch-Hit Home Runs:** None.

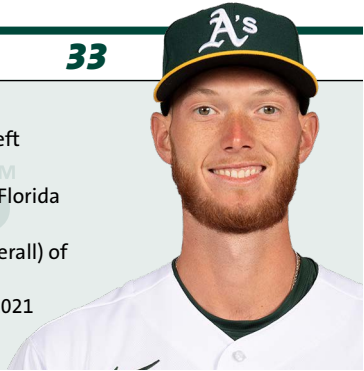
**Inside-The-Park Home Runs:** None.

**Lead Off Home Runs:** None.

## A'S CONTRACT STATUS

**Through 2021 (39):** C Austin Allen, OF Luis Barrera, RHP Chris Bassitt, OF Skye Bolt, OF Seth Brown, IF Mark Canha, 3B Matt Chapman, RHP Wandisson Charles, OF Greg Deichmann, LHP Jake Diekman (includes club option for 2022), P Mike Fiers, C Aramis Garcia, RHP Grant Holmes, P Cole Irvin, RHP Daulton Jefferies, RHP Dany Jimenez, RHP James Kaprielian, IF Tony Kemp, LHP Adam Kolarek, OF Ramón Laureano, LHP Jesús Luzardo, IF Vimal Machín, LHP Sean Manaea, RHP Frankie Montas, 1B/DH Mitch Moreland, C Sean Murphy, 1B Matt Olson, RHP Yusmeiro Petit, IF Chad Pinder, LHP A.J. Puk, RHP Miguel Romero, RHP Sergio Romo, RHP Trevor Rosenthal, RHP Burch Smith, OF Ka'ai Tom, RHP Lou Trivino, LHP Nik Turley, RHP Jordan Weems, RHP JB Wendelken

**Through 2022 (2):** SS Elvis Andrus (includes vesting option for 2023), OF Stephen Piscotty (includes club option for 2023)

**LEFT-HANDED PITCHER****Height/Weight:** 6-7 / 248**Bats/Throws:** Left / Left**Birthdate:** April 25, 1995**Opening Day Age:** 25**Birthplace/Resides:** Minneapolis, Minnesota / Tampa, Florida**Major League Service:** 1 year, 41 days**Obtained:** Selected in the 1st round (sixth selection overall) of the 2016 First-Year Player Draft**Contract Status:** First year of a one-year contract through 2021 [Updated Stats](#)**CAREER HIGHLIGHTS**

Was the A's first round selection and the sixth pick overall in the 2016 First-Year Player Draft out of the University of Florida...made his Major League debut in 2019 and went 2-0 with a 3.18 ERA in 10 relief appearances...did not pitch in 2020 due to shoulder problems that eventually led to surgery in September...also missed the 2018 season following "Tommy John" surgery...is 10-15 with a 3.98 ERA in 55 games, including 38 starts, in three minor league seasons...has 262 strikeouts in 183.0 innings (12.89 per nine innings) and has surrendered just 10 home runs (0.49 per nine innings)...ranked third in Minor League Baseball in strikeouts in 2017 (184) and was named the A's Organization Pitcher of the Year...pitched for Team USA in the 2017 All-Star Futures Game...was rated as the A's number two prospect by *Baseball America* following the 2016, 2018, 2019 and 2020 seasons and number one after the 2017 season.

**2020 HIGHLIGHTS**

Made two starts during the spring and did not allow a run before he was shut down with a shoulder injury...tossed 3.0 innings and allowed two hits and a walk while striking out two...resumed throwing shortly before camp was halted and was pitching again when camp resumed in July... however, began the season on the injured list as he was placed on the 10-day IL July 20 with a strained left shoulder...resumed throwing at the A's alternate camp in August but was shut down again in early September...was transferred to the 45-day IL on Sept. 14 and underwent surgery on the left shoulder on Sept. 16 at the Kerlan-Job Clinic in Los Angeles, Calif...the surgery was performed by Dr. Neal ElAttrache, who also did his "Tommy John" surgery in 2018...was rated as the A's number two prospect by *Baseball America* following the season.

**CAREER**

**2019**—Began the season on the minor league injured list as he continued his recovery from April 10, 2018 ulnar collateral ligament surgery...started his come back at Single-A Stockton on June 11 and made three appearances with the Ports, six at Double-A Midland and nine in his Triple-A debut at Las Vegas before he was selected by Oakland on Aug. 20...went 2-0 with a 3.18 ERA in 10 relief appearances in his Major League debut...struck out 13 batters in 11.1 innings (10.32 per nine innings)...walked five for a .319 on-base percentage but yielded just one double and one home run for a .333 slugging percentage...allowed a .238 opponents batting average, which broke down to .172 against right-handed hitters compared to .385 against left-handers...surrendered his only home run and issued four of his five walks to righties...opponents hit .200 with the bases empty, .294 with runners on...did not allow a run in four games (5.0 ip) on the road... had a 5.68 ERA in six games in Oakland...allowed 1-of-3 (33.3%) inherited runners to score...first batters faced were 2-for-8 (.250) with two walks...tossed two innings or fewer in each of his 10 appearances...made his ML debut on Aug. 21 against New York (0.1 ip, 1 h, 1 bb, 0 so)...did not record his first strikeout until his third outing on Aug. 26 at Kansas City...fanned Nicky Lopez to lead off the bottom of the seventh...was credited with his first ML win Sept. 5 against Los Angeles (AL)...entered the game to start the sixth inning with the A's trailing 5-1 and allowed a run on one hit in 2.0 innings...Oakland then scored seven times in the seventh to win 10-6...it was his first of four outings of 2.0 innings...did not allow a run in four straight appearances from Sept. 7 to 17 (5.0 ip)...struck out a season-high three batters in his final game on Sept. 27 at Seattle (1.0 ip, 1 h)...was on the A's roster for the American League Wild Card Game but did not pitch...was

rated as the A's number two prospect by *Baseball America* following the season...combined for a 4-1 record, a 4.97 ERA and .226 opponents batting average in 18 games, including four starts, with Stockton, Midland and Las Vegas...struck out 38 batters in 25.1 innings, an average of 13.50 per nine innings...walked 10 (3.55 per nine innings) and surrendered seven home runs (2.49 per nine innings)...tossed two innings or fewer in all 18 of his appearances and allowed one run or more 11 times...his opponents batting average broke down to .222 with three home runs against left-handed hitters compared to .227 with four home runs against right-handers...allowed a .276 batting average and all seven of his home runs with the base empty, .143 with runners on...yielded a .263 batting average with runners in scoring position...made his first start for Stockton on June 11 against San Jose (2.0 ip, 1 h, 1 r, 1 er, 1 bb, 4 so)...it was his first of seven outings of 2.0 innings and his first of four four-strikeout games (June 28 at Frisco, July 11 vs. Corpus Christi, July 16 at Arkansas)...had a season-high 47 pitches against San Jose on June 21...was 0-0 with a 6.00 ERA in three starts for Stockton when he was moved up to Midland on June 28...tossed at least one inning in each of his six outings with the RockHounds, including his lone start on July 16 at Arkansas when he tossed 2.0 scoreless innings and struck out a season-high four...logged a 4.32 ERA in six games with Midland and was moved up to Las Vegas on July 23...went 4-1 with a 4.91 ERA in nine relief appearances with the Aviators...did not allow a run in each of his first two outings on July 23 against El Paso (2.0 ip) and July 26 at El Paso (1.0 ip) and was credited with the win in each outing...made his final minor league appearance on Aug. 17 with a scoreless inning of relief against Albuquerque (2 so).

**2018**—Missed the entire 2018 season after undergoing “Tommy John” surgery...was a non-roster invitee to Major League Spring Training and went 1-1 with a 3.38 ERA in four games, including three starts, before he was reassigned to minor league camp March 18...had surgery to repair the ulnar collateral ligament in his left arm April 10...the surgery was performed by Dr. Neal ElAttrache in Los Angeles, Calif...was rated as the A's No. 2 prospect by *Baseball America* following the season.

**2017**—Split his first full professional season between Single-A Stockton and Double-A Midland...combined for a 6-10 record and a 4.03 ERA in 27 games, including 24 starts...struck out 184 batters in 125.0 innings, an average of 13.24 per nine innings...ranked third in all of the minors in strikeouts behind Alec Hansen (191) and Triston McKenzie (186)...the strikeouts led the A's farm system and tied for the sixth-best total by a minor leaguer in Oakland history...also ranked eighth in the A's farm system in ERA and innings pitched...was named the A's Organization Pitcher of the Year...walked 48 for a strikeout-to-walk ratio of 3.83...surrendered just three home runs, an average of 0.22 per nine innings...was named to the California League Midseason All-Star team but did not pitch in the June 20 game following a June 15 promotion to Midland...represented the United States in the All-Star Futures Game...allowed a .227 opponents batting average, which included .227 against right-handed hitters compared to .228 against left-handers...allowed just three extra base hits to lefties for a .269 slugging percentage...made all three of his relief appearances over his first six games with Stockton...tossed more than five innings in just 10 of his 24 starts...had more strikeouts than innings pitched in 22 of his 27 contests...began the season at Stockton and went 4-5 with a 3.69 ERA and .196 opponents batting average in 14 games, including 11 starts with the Ports...surrendered just one home run in 61.1 innings...struck out 98 (14.38 per nine innings)...yielded a .175 average to batters leading off an inning...picked up his first win in a start on May 6 against San Jose to begin a six-start through June 3 when he went 4-1 with a 2.32 ERA...was named California League Pitcher of the Week for the week of May 22-28...won each of his two starts that week on May 22 against Lake Elsinore and May 27 at Rancho Cucamonga...allowed just one run (0.87 ERA) and one hit (.029 opponents batting average) while striking out 15 in 10.2 innings...struck out 12 batters in 6.2 innings June 3 against Lancaster, his first of four 10-strikeout games...fanned 11 in 6.2 innings in his final Single-A start June 14 against Visalia...was leading the league in strikeouts (98) and ranked second in opponents batting average (.196) when he was promoted to Midland June 15...went 2-5 with a 4.36 ERA in 13 starts with the RockHounds...struck out 86 batters, which was the second-best figure in the Texas League from the time he joined the club (June 15) through the end of the season...tossed a season-high 7.0 innings in his first Double-A start on June 19 at Frisco but was the losing pitcher in Midland's 3-1 loss...pitched for Team USA in the All-Star Futures Game July 9 at Miami and recorded the final two outs of a 7-6 win (0.2 ip, 2 h, 2 r, 1 er, 1 bb)...allowed one run in 5.0 innings

in the second game of a July 23 doubleheader against Corpus Christi for his first Double-A win... struck out a season-high 13 batters and walked just one in 6.2 innings against San Antonio Aug. 3...matched his season-high with 13 strikeouts and did not walk a batter in 6.0 innings in his final regular season start on Aug. 31 against San Antonio...struck out 53 batters in 35.2 innings in six starts in August and led all of the minor leagues in strikeouts in August...made one postseason start for the TL Champion RockHounds and had a no decision in Midland's 9-2 win over San Antonio in Game 1 of the Semifinals (4.0 ip, 2 h, 4 so)...was named the A's number one prospect by *Baseball America* following the season.

**2016**—Was the A's first round selection in the 2016 draft and was assigned to Vermont of the Short Season Single-A New York-Penn League after signing on June 30...went 0-4 with a 3.03 ERA in 10 starts with the Lake Monsters...did not allow an earned run in five of his six no decisions (0.98 ERA)...struck out 40 batters in 32.2 innings (11.02 strikeouts per nine innings) and did not allow a home run...held the opposition to a .185 batting average, including .157 against right-handed hitters...opponents were 3-for-32 (.094) with four walks (.194 on-base percentage) when leading off an inning...made his professional debut July 12 at Auburn and tossed 2.0 scoreless innings...did not record his first strikeout until his third start on July 22 against Hudson Valley... struck out 15 of the 30 batters he faced over a two start stretch from Aug. 8 to 14 (7.2 ip)...was rated as the A's number two prospect by *Baseball America* following the season.

## PERSONAL/MISCELLANEOUS

Andrew Jacob Puk was originally signed by A's scout Trevor Schaffer...graduated from Washington High School in Cedar Rapids, Iowa...attended the University of Florida where he compiled a 16-9 record, a 3.39 ERA and .203 opponents batting average in 54 games (37 starts) over three seasons...struck out 251 batters in 194.0 innings...was a three-time SEC Academic Honor Roll selection...played for the USA Baseball Collegiate National Team in 2015.

### LIFETIME PITCHING RECORD

Year	Club	W	L	ERA	G	GS	CG	SHO	SV	IP	H	R	ER	HR	HB	BB	IBB	SO	WP	BK
2016	Vermont	0	4	3.03	10	10	0	0	0	32.2	23	18	11	0	0	12	0	40	3	0
2017	Stockton	4	5	3.69	14	11	0	0	0	61.0	44	28	25	1	4	23	0	98	2	0
	Midland	2	5	4.36	13	13	0	0	0	64.0	64	34	31	2	3	25	0	86	7	0
2018										(Injured — did not pitch)										
2019	Stockton	0	0	6.00	3	3	0	0	0	6.0	5	5	4	2	0	4	0	9	0	0
	Midland	0	0	4.32	6	1	0	0	0	8.1	9	4	4	2	0	3	0	13	3	0
	Las Vegas	4	1	4.91	9	0	0	0	0	11.0	7	7	6	3	1	3	0	16	1	0
	OAKLAND	2	0	3.18	10	0	0	0	0	11.1	10	4	4	1	0	5	0	13	2	0
2020	OAKLAND									(Injured — did not pitch)										
<b>Major League Totals</b>		<b>2</b>	<b>0</b>	<b>3.18</b>	<b>10</b>	<b>0</b>	<b>0</b>	<b>0</b>	<b>0</b>	<b>11.1</b>	<b>10</b>	<b>4</b>	<b>4</b>	<b>1</b>	<b>0</b>	<b>5</b>	<b>0</b>	<b>13</b>	<b>2</b>	<b>0</b>
<b>Minor League Totals</b>		<b>10</b>	<b>15</b>	<b>3.98</b>	<b>55</b>	<b>38</b>	<b>0</b>	<b>0</b>	<b>0</b>	<b>183.0</b>	<b>152</b>	<b>96</b>	<b>81</b>	<b>10</b>	<b>8</b>	<b>70</b>	<b>0</b>	<b>262</b>	<b>16</b>	<b>0</b>

### CAREER TRANSACTIONS

**2013** — Selected by the Detroit Tigers organization in the 35th round of the First-Year Player Draft; did not sign. **2016** — Selected by the Oakland Athletics organization in the 1st round (sixth selection overall) of the First-Year Player Draft. **2020** — On the injured list, July 20 to October 27.

### WILD CARD RECORD

Year	Club/Opp.	W	L	ERA	G	GS	CG	SHO	SV	IP	H	R	ER	HR	HB	BB	IBB	SO	WP	BK
2019	OAK vs. TB									(On roster — did not pitch)										

### PUK'S CAREER BESTS

**Low Hit Complete Game:** None  
**Innings Pitched:** 2.0 (four times), last: September 17, 2019 vs. Kansas City  
**Strikeouts:** 3, September 27, 2019 at Seattle  
**Pitches:** 31, August 26, 2019 at Kansas City  
**Longest Winning Streak:** 2, September 5, 2019 to present  
**Longest Losing Streak:** None  
**Longest Scoreless Streak:** 5.0, September 7 to 17, 2019

**OUTFIELDER****Height/Weight:** 6-4 / 218**Birthdate:** April 27, 1995**Birthplace/Resides:** Bronx, New York / Tampa, Florida**Major League Service:** None**Obtained:** Acquired from San Diego December 12, 2019 as the PTBNL in the December 2, 2019 trade in which the A's sent Jurickson Profar to the Padres for Austin Allen**Contract Status:** First year of a one-year contract through 2021
 [Updated Stats](#)
**Bats/Throws:** Switch / Right**Opening Day Age:** 25**NON-ROSTER INVITEE****CAREER HIGHLIGHTS**

Was selected by San Diego in the second round of the 2016 draft and hit .249 with 33 home runs, 160 RBI and 101 stolen bases in 382 games in four seasons in the Padres farm system before he was sent to the A's following the 2019 season as the player to be named later in the Jurickson Profar/Austin Allen trade...has played exclusively in the outfield as a minor leaguer (263 games in center field, 85 in left field, 27 in right field) and has 40 assists in 371 games overall in the outfield...ranked fifth in the minors with 51 steals in 2018 and was named a High Class-A All-Star by *Baseball America*...also selected to the U.S. roster for the All-Star Futures Game that year and played for Peoria in the Arizona Fall League following the season...played in the Australian Baseball League following the 2017 season.

**2020 HIGHLIGHTS**

Was a non-roster invitee with the A's and went 0-for-14 in 11 games during the spring...walked three times, stole three bases and scored six runs before he was reassigned to minor league camp on March 8...was added to Oakland's 60-man player pool on June 29 but did not play in 2020.

**CAREER**

**2019**—Spent the entire season at Double-A Amarillo where he hit .228 with a career-high 14 home runs and 50 RBI in 121 games...also had career highs in walks (42) and hit by pitches (6) but his batting average was a career low...ranked seventh in the Texas League and in the San Diego farm system in stolen bases (23)...the switch-hitter batted .241 against left-handed pitching compared to .225 against right-handers...hit .280 with 10 of his 14 home runs and an .853 OPS at home, .179 with a .549 OPS on the road...started 73 games in center field, 27 in left field and 12 in right field...had a league-leading 18 assists in 115 games overall in the outfield...however, committed six errors for a .977 fielding percentage...also went 2-for-4 in one game as the designated hitter and was 1-for-3 with a RBI and a walk as a pinch hitter...hit in every spot in the order except third, fourth and fifth...batted ninth 67 times...had eight home runs in 19 games hitting leadoff...was 0-for-18 in the first inning...was named TL Player of the Week for the first week of the season, covering April 4-14...went 11-for-45 (.244) with 10 runs, six home runs and 14 RBI in 11 games over that span...had his first two-homer game of the season and also had season highs in runs (3) and RBI (4) on April 11 against Corpus Christi...had an inside-the-park home run the next day against the Hooks...hit his sixth home run of the season April 14 against Corpus Christi, giving him four home runs in the four game series...would homer just once over his next 51 games from April 15 to June 17...drew a career-high tying three walks May 9 at Corpus Christi (also July 5, 2017 vs. Lake County)...was a perfect 4-for-4 with a double, home run and two RBI May 13 against Midland...had his second career two-assist game as an outfielder May 20 against Corpus Christi...his third came on Aug. 15 against Midland...grounded into his fourth and final double play of the season June 2...did not have a GDP over his final 73 games...had his second four-hit game of the season and the sixth of his career, July 10 at Midland...was a home run short of the cycle in that game...homered from both sides of the plate July 14 at Frisco...it was his second two-homer game of the season and the third of his career...matched his season high with four RBI...had a season-best six-game hitting streak from July 18-25 (7-for-23, .304)...had



his best batting average in July when he hit .280 with 18 RBI in 25 games...stole a season-high two bases Aug. 29 against Tulsa...went 9-for-34 (.265) with eight runs, a double, two home runs, five RBI and four walks in 10 postseason games for Amarillo to help the Sod Poodles to the Texas League Championship.

**2018**—Split the season between Single-A Lake Elsinore and Double-A San Antonio, hitting a combined .271 with 28 doubles, seven triples, 13 home runs, 62 RBI and 75 runs in 122 games...converted 51 of his 61 stolen base attempts (83.6%), which were the fifth-most steals in the entire minors...named to MLB Pipeline's 2019 All-Defense Team, recording 12 outfield assists and committing just four errors (.986 fielding percentage)...earned California League Player of the Month honors for April...in 22 games, he hit .366 with six doubles, five home runs, 14 RBI, 18 runs and 13 stolen bases...collected a career high-tying four hits on back-to-back occasions (April 17-18)...named Cal League Player of the Week twice (April 22 and May 18)...hit .306 with 15 doubles, seven triples, seven home runs, 33 RBI and 20 stolen bases in 57 games for Lake Elsinore from May 1-July 7, earning Cal League Midseason All-Star honors and a promotion to San Antonio on July 9...also named a High Class-A All-Star by *Baseball America* and an MiLB Organization All-Star for San Diego...selected to the U.S. roster for the SiriusXM All-Star Futures Game at Nationals Park during the All-Star Break...went 1-for-2...made 43 starts in the Missions outfield and hit .179 with seven doubles, one home run, 15 RBI, 21 runs scored and 18 stolen bases...started in seven of San Antonio's eight postseason games and hit .125 with a triple, two RBI and five runs scored...played in the Arizona Fall League following the season for the league champion Peoria Javelinas and was a Fall Stars Game selection, earning MVP of the contest after hitting a game-tying triple in the bottom of ninth and eventually scoring the game-winning run...hit .333 with seven extra base hits and 13 stolen bases in 17 AFL games...entered 2019 rated as the Padres No. 25 prospect by *Baseball America* and No. 26 by ESPN.com.

**2017**—Spent the entire season with Single-A Fort Wayne and hit .234 with 17 doubles, eight triples, six home runs, 35 RBI, 48 runs scored and 12 stolen bases across 88 games...played in the Australian Baseball League following the season and hit .326 with eight doubles, four triples, 10 home runs, 21 RBI and 38 runs scored in 31 games for the Canberra Cavalry.

**2016**—Made his professional debut with Single-A Tri-City and hit .254 with nine doubles, four triples, 13 RBI, 31 runs scored and 15 stolen bases.

## PERSONAL/MISCELLANEOUS

Michael Elliot Reed was originally signed by Padres scout Chris Kelly...graduated from St. George's School in Middletown, RI...played collegiately at the University of Florida and earned SEC All-Defensive Team honors in 2015 and 2016 for the University of Florida Gators.

### LIFETIME PLAYING RECORD

Year	Club	AVG.	G	AB	R	H	2B	3B	HR	RBI	SH	SF	HP	BB	SO	SB	CS	OBP	SLG	E
2016	Tri-City	.254	51	205	31	52	9	4	0	13	0	2	1	22	53	15	5	.326	.337	4
2017	Fort Wayne	.234	88	316	48	74	17	8	6	35	1	3	3	23	97	12	8	.290	.396	2
2018	Lake Elsinore	.324	79	315	54	102	21	7	12	47	1	2	1	24	84	33	7	.371	.549	2
	San Antonio	.179	43	179	21	32	7	0	1	15	1	3	0	12	63	18	3	.227	.235	2
2019	Amarillo	.228	121	381	49	87	15	2	14	50	4	7	6	42	126	23	8	.310	.388	6
2020																				
(Minor League Season Canceled — Did Not Play)																				
<b>Minor League Totals</b>		<b>.249</b>	<b>382</b>	<b>1396</b>	<b>203</b>	<b>347</b>	<b>69</b>	<b>21</b>	<b>33</b>	<b>160</b>	<b>7</b>	<b>17</b>	<b>11</b>	<b>123</b>	<b>423</b>	<b>101</b>	<b>31</b>	<b>.311</b>	<b>.399</b>	<b>16</b>

### CAREER TRANSACTIONS

**2013** — Selected by the Texas Rangers in the 35th round of the First-Year Player Draft; did not sign. **2016** — Selected by the San Diego Padres in the 2nd round of the First-Year Player Draft. **2019** — Traded to the Oakland Athletics as the player to be named later in the December 2, 2019 trade in which the Padres traded catcher Austin Allen and a PTBNL to the A's for infielder Jurickson Profar, December 12.

**RIGHT-HANDED PITCHER****Height/Weight:** 6-0 / 202**Bats/Throws:** Right / Right**Birthdate:** April 23, 1994**Opening Day Age:** 26**Birthplace/Resides:** Manuel Tames, Cuba / Miami, Florida**Major League Service:** None**Obtained:** Signed as a non-drafted free agent, February 1, 2017**Contract Status:** First year of a one-year contract through 2021 [Updated Stats](#)**CAREER HIGHLIGHTS**

Was signed by the A's as a non-drafted free agent Feb. 1, 2017 after going 9-7 with nine saves and a 4.80 ERA in 46 games, including 10 starts, over four seasons with Guantanamo in Cuba's Serie Nacional...is 9-5 with 17 saves and a 4.13 ERA in 103 games, including six starts, in three seasons in the A's farm system...was named to the California League Midseason All-Star team in 2018...pitched for Mesa in the Arizona Fall League in 2017.

**2020 HIGHLIGHTS**

Was a non-roster invitee during Spring Training and did not allow a run in his one appearance (1.0 ip, 2 bb, 1 so)...was added to the A's 60-man player on July 1 but did not pitch in 2020.

**CAREER**

**2019**—Made his Triple-A debut and spent the entire season at Las Vegas where he went 4-1 with three saves and a 3.96 ERA in a career-high 45 appearances, including one start...struck out a career-high 81 batters in a career-high 72.2 innings (10.03 per nine innings)...held the opposition to a .234 batting average but issued a career-high 36 walks (4.46 per nine innings)...also had minor league career highs in wins, hits (65), home runs (11) and hit batters (6) and matched his high in runs (34) and wild pitches (4)...his 45 games pitched tied for the most in the A's farm system...his opponents batting average broke down to .204 against right-handed hitters compared to .279 against left-handers...surrendered seven of his 11 home runs to lefties for a .514 slugging percentage (.299 vs. right-handers)...opponents hit .306 when leading off an inning...allowed a .217 average with two outs...tossed at least one inning in 42 of his 45 appearances, including two or more 19 times...posted a 2.11 ERA and .179 opponents batting average over a 14-game stretch from April 16 to May 26...issued a career-high four walks in 1.2 innings on April 24 against El Paso...struck out 16 batters in 8.2 innings in April but also issued 11 walks...struck out a career-high tying five batters May 6 against Fresno...tossed a career-high 3.2 scoreless innings June 22 against Sacramento (1 h, 1 bb, 1 so)...matched his career high with five strikeouts on June 26 at Fresno...made his lone start of the season July 7 vs. Albuquerque (2.0 ip, 1 h, 1 r, 1 er, 1 bb, 2 so)...posted a 2.93 ERA over his final 12 games beginning July 27...recorded his two saves over a three-game span in late August: Aug. 12 at Omaha and Aug. 22 at Tacoma...matched his career high with five strikeouts in the latter contest...made one postseason appearance on Sept. 6 against Sacramento in Game 3 of the Pacific Coast League Semifinals (1.0 ip, 2 h, 3 r, 3 er, 2 bb, 1 so).

**2018**—Started the year at Single-A Stockton and was 1-2 with 13 saves and a 1.84 ERA in 22 relief appearances when he was promoted to Double-A Midland June 13...was 1-1 with a save and a 6.00 ERA in 22 outings for the RockHounds and combined with both clubs to go 2-3 with 14 saves and a 3.94 ERA in 44 relief appearances overall in his second professional season...struck out 66 batters in 59.1 innings, an average of 10.01 per nine innings...was leading the California League in saves at the time of his promotion and ended up tying for third despite spending half of the season at Midland...tied for third in the A's farm system in saves...converted 13-of-14 (92.9%) save opportunities with Stockton and was 14-for-19 (73.7%) overall...was named to the Cal League Midseason All-Star Game but did not play due to his promotion...allowed a .252 opponents batting average, which broke down to .223 against right-handed hitters compared to .311 against left-handers...allowed 5-of-12 (41.7%) inherited runners to score...logged a 0.77 ERA

and converted each of his five save opportunities in eight day games...posted a 0.71 ERA in eight home games with Stockton...tossed at least one inning in 37 of his 44 appearances and at least two innings 15 times...tossed 2.0 scoreless innings for the save in his first outing April 7 against Lake Elsinore...it was his first of five two-inning saves...posted a 1.20 ERA and .125 opponents batting average in nine outings in April and converted each of his six save opportunities...then had a 1.80 ERA, .216 opponents average and five saves in nine games in May...had a season-high 7.1-inning scoreless streak from May 14 to 30...walked his first batter of the season May 22 at Rancho Cucamonga, snapping a season-opening 14-game, 21.2-inning streak without a walk...had a 1.44 ERA in 18 games through the end of May...was transferred to Midland June 13...went 1-0 with a save, a 1.88 ERA and .188 opponents average over his final eight appearances.

**2017**—Pitched for four different teams in the A's farm system and was a combined 3-1 with a 4.88 ERA in 14 games, including five starts, with the A's affiliates in the Dominican Summer League and Arizona Rookie League and their Single-A clubs at Beloit and Stockton...struck out 42 batters in 31.1 innings, an average of 12.06 per nine innings...allowed a .256 opponents batting average, including .229 against right-handed hitters compared to .294 against left-handers...opponents hit .179 with runners in scoring position and were 1-for-12 (.083) with RISP and two outs...made two appearances with the A's Dominican club and did not allow a run in 3.0 innings before he was brought to the United States June 21...made one relief appearance in the Arizona Rookie League and was transferred to Single-A Beloit June 27...made three starts for the Snappers and had no decisions and a 2.25 ERA before he was sent to Single-A Stockton July 17...compiled a 3-1 record and a 6.87 ERA in eight games, one start, with the Ports...was placed on the disabled list Aug. 31 with a strained left groin and missed the remainder of the season...pitched for Mesa in the Arizona Fall League following the season and went 1-0 with a 7.59 ERA in nine relief appearances.

## PERSONAL/MISCELLANEOUS

Luis Miguel Romero (Mansfarroll) was originally signed by A's scout JC De La Cruz...spent four seasons with Guantanamo in the Cuba's Serie Nacional and was 9-7 with nine saves and a 4.80 ERA in 46 games, including 10 starts.

### LIFETIME PITCHING RECORD

Year	Club	W	L	ERA	G	GS	CG	SHO	SV	IP	H	R	ER	HR	HB	BB	IBB	SO	WP	BK
2013	Guantanamo (Cuba)	2	3	5.03	18	9	0	0	0	62.2	61	36	35	4	8	36	2	35	1	2
2014	Guantanamo (Cuba)	0	1	6.14	3	1	0	0	0	7.1	9	8	5	1	2	3	0	4	1	2
2015	Guantanamo (Cuba)	0	1	10.13	5	0	0	0	1	5.1	9	9	6	1	1	5	3	9	0	0
2016	Guantanamo (Cuba)	7	2	3.31	20	0	0	0	8	35.1	34	17	13	1	0	16	6	23	4	0
2017	DSL Athletics	0	0	0.00	2	1	0	0	0	3.0	0	0	0	0	0	0	0	7	0	0
	AZL Athletics	0	0	4.50	1	0	0	0	0	2.0	3	1	1	0	0	0	0	3	2	0
	Beloit	0	0	2.25	3	3	0	0	0	8.0	6	2	2	0	1	2	0	7	0	0
	Stockton	3	1	6.87	8	1	0	0	0	18.1	22	16	14	4	3	9	0	25	0	0
2018	Stockton	1	2	1.84	22	0	0	0	13	29.1	21	9	6	3	1	5	1	33	1	0
	Midland	1	1	6.00	22	0	0	0	1	30.0	35	25	20	4	2	12	1	33	3	0
2019	Las Vegas	4	1	3.96	45	1	0	0	3	72.2	65	34	32	11	6	36	2	81	4	2
2020																				
	Minor League Totals	9	5	4.13	103	6	0	0	17	163.1	152	87	75	22	13	64	4	189	10	2
	Cuba Totals	9	7	4.80	46	10	0	0	9	110.2	113	70	59	7	11	60	11	71	6	4

### CAREER TRANSACTIONS

**2017** — Signed by the Oakland Athletics as a non-drafted free agent, February 1.

**RIGHT-HANDED PITCHER****Height/Weight:** 5-11 / 185**Bats/Throws:** Right / Right**Birthdate:** March 4, 1983**Opening Day Age:** 38**Birthplace/Resides:** Brawley, California / San Francisco, California**Major League Service:** 12 years, 97 days**Obtained:** Signed as a free agent, February 18, 2021**Contract Status:** First year of a one-year contract through 2021[@SergioRomo54](#)[sergioromo54](#)[Updated Stats](#)**CAREER HIGHLIGHTS**

Has pitched for five teams in his 13 seasons in the majors and is 41-34 with 134 saves and a 2.95 ERA in 732 career appearances, including five starts, with San Francisco (2008-16), Los Angeles-NL (2017), Tampa Bay (2017-18), Miami (2019) and Minnesota (2019-20)...is tied for third among active pitchers in games pitched, ranks fourth in holds (188) and 13th in saves...is one of eight pitchers in Major League history with at least 100 career saves and 100 career holds...has six years of post-season experience and is 3-2 with four saves and a 3.46 ERA in 30 relief appearances...was a member of the World Champion San Francisco club in 2010, 12 and 14...was named to his only All-Star Team in 2013...pitched for Mexico in the World Baseball Classic in 2013 and 2017...pitched for Scottsdale in the Arizona Fall League in 2017.

**2020 HIGHLIGHTS**

Was 1-2 with five saves, a 4.05 ERA and .211 opponents batting average in 24 relief appearances in his first full season with Minnesota...struck out 23 batters in 20.0 innings, the 10th time in his 13 seasons he finished with more strikeouts than innings pitched...issued seven walks and his average of 3.15 walks per nine innings was the highest of his career...had 10 holds, which tied for third most in the majors...was the only reliever in the majors with at least 10 holds and at least five saves...his opponents batting average broke down to .205 (9-for-44) against right-handed hitters compared to .219 (7-for-32) against left-handers...surrendered all three of his home runs to right-handers for a .432 opponents slugging percentage (.281 vs. left-handers)...has held right-handers to a .198 batting average in his career...yielded a .160 average with the bases empty, .308 with runners on...opponents hit .368 with runners in scoring position...converted 5-of-6 (83.3%) save opportunities...allowed all six of his inherited runners to score...first batters faced were 7-for-22 (.318) with two home runs and two walks (1.011 OPS)...posted a 2.57 ERA and .176 opponents batting average in 16 games at home compared to a 7.50 ERA and .280 opponents average in eight outings on the road...tossed one inning or fewer in all 24 of his games and had 18 outings of exactly one inning.

**MINNESOTA:** Earned the Twins first save of the season in his first outing on July 28 against St. Louis (1.0 ip, 1 so) and did not allow a run over his first four appearances (4.0 ip, two saves)...then allowed five runs on six hits in 6.2 innings over his next eight outings from Aug. 6 to 26 (6.75 ERA)...recorded his 700th career strikeout in the first game of a Aug. 15 doubleheader against Kansas City, fanning Jorge Soler swinging...struck out a season-high three batters Aug. 16 against Kansas City, his first of three three-strikeout games (Sept. 8 at St. Louis, Sept. 20 at Chicago-NL)...allowed a season-high three runs in 0.1 innings at Cleveland on Aug. 26...then yielded just one run over his next 10 games from Aug. 31 to Sept. 22 for a 1.00 ERA and .176 opponents batting average (9.0 ip, 6 h, 1 r, 1 er, 1 bb, 9 so)...served a one-game suspension Sept. 12 vs. Cleveland after he and Francisco Lindor initiated a bench-clearing incident the previous night...Romo induced an inning-ending flyball and the two began to argue as Lindor ran to first base...the incident stemmed from previous outings in Cleveland on Aug. 24 and 26...was charged with his only blown save Sept. 17 at Chicago (AL)...did not retire a batter in his final regular season appearance

**ACTIVE LEADERS****GAMES PITCHED**

782	Joe Smith
777	Tyler Clippard
732	<b>Sergio Romo</b>
732	Joakim Soria
691	Oliver Perez

**HOLDS**

227	Tony Watson
223	Tyler Clippard
211	Joe Smith
188	<b>Sergio Romo</b>
157	Darren O'Day

on Sept. 27 against Cincinnati (2 h, 2 r, 2 er, 2 bb)...made one postseason appearance and was charged with the loss in Game 1 of the ALWCS against Houston (0.2 ip, 2 h, 3 r, 0 er, 1 bb, 0 so)...walked Altuve with the bases loaded and two outs in the top of the ninth and then allowed a two run single to Brantley, but all of the runs were unearned following a Polanco error.

## CAREER

**2019**—Began the season with Miami after signing a one-year contract Feb. 15...blew only save for the Marlins May 21 at Detroit, making him 17-for-18 with Miami...acquired by the Twins via trade July 27 along with right-handed pitcher Chris Vallimont and a player to be named later in exchange for infielder Lewin Diaz...converted 12 straight save opportunities from May 22-Aug. 13, posting a 2.22 ERA with a .198 opponent batting average during that span...it marked the third longest save streak of his career...allowed just three home runs in his 42 appearances from June 15, including a homerless stretch from June 15-Aug. 4 (19.0 ip)...earned first save as a Twin Aug. 2 vs. Kansas City, pitching 1.1 scoreless innings with one hit, no walks and two strikeouts...appeared in his 700th career game Sept. 7 vs. Cleveland...twisted his left knee – his landing leg – finishing an inning Sept. 7 vs. Cleveland...was helped off the field by trainers but told media post-game it was something he has dealt with most of career and doesn't affect him...became the Twins primary set-up man in front of Taylor Rogers, recording 12 holds in 19 appearances from Aug. 18-end of season...was the only pitcher in baseball with at least 20 saves and at least 15 holds...threw his slider 59.6% of the time, the third highest mark in baseball...ranked second in baseball in O-Swing% (percentage of pitches swung at outside strikezone) at 40.5%, trailing only Houston's Ryan Pressly (40.6%)...appeared in two games for the Twins in the ALDS vs. New York (AL), allowing two runs on two hits in 2.0 innings...pitched in Game 2 and Game 3.

**2018**—Set a career high with 73 appearances for Tampa Bay, which ranked tied for fourth in the American League...also set a career-high with 75 strikeouts, surpassing his 71 in 2015...his 25 saves were second-most in his career, trailing only his 38-save campaign in 2013 with San Francisco...did not earn his first of his 25 saves until May 29 at Oakland; from that date on, ranked sixth in the majors (fourth in the AL) in saves...made five starts as the Opener, marking the first major league starts of his career; according to Stats LLC, his 588 relief appearances prior to his first start were the fourth-most all-time, behind Troy Percival (638), Todd Jones (632), and Chuck McElroy (603)...became only the third pitcher in Major League history with as many as five starts and 25 saves in the same season, joining New York-NL's Jenrry Mejia (7/28 in 2014) and Chicago-NL's Ryan Dempster (6/33 in 2004)...posted a 1.40 ERA in 41 appearances from June 1-Sept. 14...surrendered the first grand slam of career on April 20 vs. Minnesota (Eddie Rosario) in his 577th appearance...made his first two career starts on May 19 and 20, becoming first pitcher to start on back-to-back days since Zack Greinke in 2012...according to the Elias Sports Bureau, from May 19-June 17 he became first pitcher since Miguel Batista in 2004 to have five starts and three saves in a 30-day span, and from May 19-27 became first pitcher with four starts in a nine-day span since Claude Osteen in 1975...on July 25 vs. the Yankees, recorded the final two outs of the eighth inning, moved to third base to start the ninth, and returned to the mound for the save, becoming first pitcher to also appear at third base in a game since Philadelphia's Bill Wilson on Aug. 6, 1971 at Pittsburgh...also became the first AL pitcher to appear defensively at another position and record a save since Milwaukee's Chuck Crim on June 6, 1989 at Toronto (first base)...from Aug. 7-9 vs. Baltimore, became first pitcher in Tampa Bay history to record a win, loss, and save in a three-game series, and the first in the majors since Cleveland's Cody Allen in 2014...finished the season 3-4-25 with a 4.14 ERA in 73 games, 5 starts.

**2017**—Split the season between Los Angeles (NL) and Tampa Bay; traded July 22 for a player to be named later...posted 6.12 ERA in 30 outings for Dodgers before the trade and had 1.47 mark in 25 outings for Rays...had 0.43 ERA in last 17 outings beginning Aug. 12, which was the lowest ERA in the majors in that span (min. 15.0 ip)...from May 28-Aug. 12, set a career high with a streak of 20 consecutive appearances with a strikeout...between two teams, yielded a then career-high tying nine home runs (broken in 2018)...pitched for the Charros de Jalisco in the Mexican Pacific League for second consecutive season...also pitched for Team México in the World Baseball Classic, going 0-0 with a 20.25 ERA in two games.

**2016**—Limited to a then-career-low 30.2 innings due to a right flexor strain (missed 77 games)... had a 1.42 ERA over final 26 outings starting Aug. 3...overall, owned a 2.64 ERA in 40 games, while playing his final season in San Francisco...pitched in two games in the NLDS vs. Chicago, allowing runs in both...allowed a game-tying, two-run home run to Kris Bryant in a 6-5, 13-inning win...however, allowed RBI double to Ben Zobrist in season-ending Game 4 loss (was only batter faced).

**2015**—Ranked second in majors with 34 holds to the Pirates Tony Watson (41)...stranded 81.6 percent of inherited runners, which ranked eighth among National League relievers...limited right-handed hitters to a .170 average...finished the season with an 0-5-2 record, despite pitching to a 2.98 ERA in 70 games (career-high at the time)...also set a career-high (broken in 2018) with 71 strikeouts.

**2014**—Allowed a career-high 24 runs and a career-high tying nine home runs; his home runs allowed tied for fifth-most among National League relievers...began the season as the Giants' closer, but moved to earlier innings after yielding nine runs over five games (4.1 ip) from June 13-28, including three blown saves...posted a 1.29 ERA in nine postseason appearances during the Giants' run to 2014 World Series title (his third title with the Giants), holding right-handers to a .111 average with seven strikeouts...suffered his first career postseason loss in Game 2 of the NLCS at St. Louis, surrendering a walk-off home run to Kolten Wong.

**2013**—Finished the season with 38 saves, which tied for third in the National League behind Craig Kimbrel (50) and Rafael Soriano (43)...became the fifth pitcher in Giants history with at least 35 saves in a season, joining Robb Nen (5 such seasons), Brian Wilson (4), Rod Beck (3) and Tim Lincecum (1)...pitched in his first World Baseball Classic, pitching for Team México, as his father, Frank, was born to a Mexican farm laborer who immigrated to the United States when Frank was a baby...made two appearances, going 1-for-2 in save chances...blew a save opportunity against Italy after allowing a go-ahead, two-run double to Cubs infielder Anthony Rizzo...did go on to pitch a perfect ninth inning against Team USA later in the tournament...made his first and only All-Star team, after pitching to a 3-4-21 record and a 2.86 ERA and 38 strikeouts, as NL manager Bruce Bochy chose Romo to replace Pittsburgh's Jeff Locke, who could not play due to injury.

**2012**—Finished the season with a 1.79 ERA and 63 strikeouts to just 10 walks...the 1.79 ERA finished fourth-best among NL relievers, behind only Atlanta's Craig Kimbrel (1.51), Cincinnati's Aroldis Chapman (1.51) and Atlanta's Eric O'Flaherty (1.73)...became the second San Francisco reliever to post back-to-back seasons of sub-2.00 ERA's joining teammate Santiago Casilla, 2010-11 (min. 40.0 IP)...did not allow a run in his first 13 appearances, entering the All-Star Break with a 0.72 ERA in 31 games...won the Gibby Award for Setup Man of the Year, presented by MLB.com...went 1-0 with a 0.84 ERA in 10 postseason games, converting all four save opportunities he was given...won Game 3 and earned the save in the decisive Game 5 of the NLDS against Cincinnati...earned the save in all three appearances he made in the World Series against Detroit, winning the Series for the second time in three years...struck out the side in Game 4, ending the World Series with a strikeout of Hall of Fame hopeful Miguel Cabrera...became just the seventh pitcher in baseball history to record three-or-more saves in a World Series, joining New York-AL's John Wetteland (4 in 1996), Pittsburgh's Roy Face (3 in 1960), Pittsburgh's Kent Tekulve (3 in 1979), New York-AL's Mariano Rivera (3 in 1998), Los Angeles-AL's Troy Percival (3 in 2002) and Boston's Jonathan Papelbon (3 in 2007).

**2011**—Had a career-best 1.50 ERA in 65 games...ranked third in the National League in ERA and first in the majors with a 0.71 WHIP and 14.00 strikeout-to-walk ratio (min. 30.0 ip)...the 1.50 ERA was the lowest by a Giant since Robb Nen (also 1.50) in 2000, while his 14.00 SO/BB ratio was the highest in franchise history and highest since Oakland's Dennis Eckersley's 18.25 with the A's in 1990...threw 71.3 percent of his pitches for strikes, second-best in the majors, behind only BAL/TEX reliever Koji Uehara (72.0%)...had a 15-game stretch from July 4-Aug. 6 in which he retired 31 consecutive batters, while he had a stretch of 28 appearances (21.2 ip) without allowing a run from June 30-Sept. 23...spent some time on the disabled list (Aug. 10-27) with a right elbow inflammation.

**2010**—Threw a then-career-high 62.0 innings, recording a 5.00 strikeout-to-walk ratio, sixth-best among National League relievers...finished the year 5-3 with a 2.18 ERA...helped the Giants win their first World Series title since 1954 as he went 1-0 with a 7.36 ERA in six games in the postseason...earned the win in Game 3 of the NLDS at Atlanta as the Giants came back in the top half of the ninth and gave him the win in a 3-2 San Francisco victory.

**2009**—Missed the first two months of the season with a right elbow sprain that he suffered in spring training...came back to finish the season with a 3.97 ERA and 41 strikeouts in 45 games...earned his first career save July 7 vs. Florida, striking out Dan Uggla and Jorge Cantú to clinch a 3-0 win.

**2008**—Played for the Aguilas de Mexicali in the Mexican Pacific League before beginning the regular season with Double-A Connecticut, going 1-3 with a 4.00 ERA...was promoted to Triple-A Fresno, where he would throw 6.0 scoreless innings over three games...made his Major League debut on June 26 at Cleveland, throwing a perfect eighth inning, including strikeouts of Casey Blake and David Dellucci...earned his first win later that season on Aug. 1 at San Diego, throwing a scoreless bottom of the ninth before the Giants would score the winning run in the top of the 10th, with Brian Wilson closing the game...didn't allow a run in 13 appearances, spanning 17.2 innings, from July 28 through the end of the season...was ranked by *Baseball America* as the 10th-best Giants prospect following the season.

**2007**—Spent the entire season with Single-A San Jose, where he pitched exclusively as a reliever for the first time in his career...his 14.38 strikeout-per-nine inning ratio led full-season relievers...was named the Relief Pitcher of the Year for all Single-A Advanced teams by MLB.com following the season...participated in the Arizona Fall League, pitching for the Scottsdale Scorpions, and posted a 0.64 ERA in nine games.

**2006**—Pitched for Single-A Augusta, going 10-2 in 31 games, including 10 starts, with a 2.53 ERA, 95 strikeouts and an opponents batting average of .208...was named a Midseason All-Star after posting a 5-1 record and a 3.21 ERA in the first half...then went 5-1 with a 1.80 ERA in the second half.

**2005**—Made his professional pitching debut with Short-Season A Salem-Keizer of the Northwest League, going 7-1 with a 2.75 ERA in 15 games, 14 starts...had 65 strikeouts against just nine walks...his seven wins led the NWL that season.

## **PERSONAL/MISCELLANEOUS**

Sergio Francisco Romo...has four sons...attended Brawley Union High School (CA)...was not recruited out of high school...attended Orange Coast Community College (CA), then transferred to Arizona Western Junior College and pitched there for two years...transferred to University of North Alabama, and then Colorado Mesa University, and compiled a 24-4 record in two seasons at the Division II level.

## LIFETIME PITCHING RECORD

Year	Club	W	L	ERA	G	GS	CG	SHO	SV	IP	H	R	ER	HR	HB	BB	IBB	SO	WP	BK
2005	Salem Keizer	7	1	2.75	15	14	0	0	0	68.2	70	24	21	7	3	9	1	65	1	1
2006	Augusta	10	2	2.53	31	10	0	0	4	103.1	78	33	29	9	5	19	1	95	2	0
2007	San Jose	6	2	1.36	41	0	0	0	9	66.1	35	12	10	4	1	15	1	106	2	0
2008	SAN FRANCISCO	3	1	2.12	29	0	0	0	0	34.0	16	13	8	3	3	8	1	33	0	0
	Connecticut	1	3	4.00	24	0	0	0	11	27.0	22	15	12	1	2	7	2	30	0	0
	Fresno	0	0	0.00	3	0	0	0	0	6.0	3	0	0	0	0	2	1	7	0	0
2009	SAN FRANCISCO	5	2	3.97	45	0	0	0	2	34.0	30	15	15	1	1	11	0	41	2	0
	San Jose	0	0	0.00	3	1	0	0	0	4.2	2	0	0	0	0	2	0	6	0	0
	Fresno	0	0	0.00	3	0	0	0	0	3.0	2	1	0	0	0	0	0	3	1	0
2010	SAN FRANCISCO	5	3	2.18	68	0	0	0	0	62.0	46	16	15	6	4	14	2	70	0	0
2011	SAN FRANCISCO	3	1	1.50	65	0	0	0	1	48.0	29	8	8	2	0	5	1	70	0	0
	AZL Giants	0	0	0.00	1	1	0	0	0	1.0	1	0	0	0	0	0	0	3	0	0
2012	SAN FRANCISCO	4	2	1.79	69	0	0	0	14	55.1	37	11	11	5	3	10	1	63	2	0
2013	SAN FRANCISCO	5	8	2.54	65	0	0	0	38	60.1	53	20	17	5	1	12	3	58	1	0
2014	SAN FRANCISCO	6	4	3.72	64	0	0	0	23	58.0	43	24	24	9	4	12	2	59	2	0
2015	SAN FRANCISCO	0	5	2.98	70	0	0	0	2	57.1	51	20	19	3	1	10	2	71	4	0
2016	SAN FRANCISCO	1	0	2.64	40	0	0	0	4	30.2	26	9	9	5	0	7	1	33	1	0
	San Jose	0	0	0.00	4	0	0	0	0	5.0	2	0	0	0	0	1	0	8	0	0
	Sacramento	1	1	5.68	7	0	0	0	0	6.1	8	4	4	1	0	0	0	11	0	0
2017	LOS ANGELES (NL)	1	1	6.12	30	0	0	0	0	25.0	23	17	17	7	0	12	1	31	0	1
	TAMPA BAY	2	0	1.47	25	0	0	0	0	30.2	19	6	5	2	1	7	1	28	2	0
	Rancho Cucamonga	0	0	3.00	2	2	0	0	0	3.0	3	1	1	0	0	0	0	2	0	0
2018	TAMPA BAY	3	4	4.14	73	5	0	0	25	67.1	65	31	31	11	2	20	0	75	2	0
2019	MIAMI	2	0	3.58	38	0	0	0	17	37.2	33	18	15	4	0	13	3	33	2	1
	MINNESOTA	0	1	3.18	27	0	0	0	3	22.2	17	9	8	3	2	4	0	27	1	0
2020	MINNESOTA	1	2	4.05	24	0	0	0	5	20.0	16	9	9	3	3	7	0	23	0	0
<b>Major League Totals</b>		<b>41</b>	<b>34</b>	<b>2.95</b>	<b>732</b>	<b>5</b>	<b>0</b>	<b>0</b>	<b>134</b>	<b>643.0</b>	<b>504</b>	<b>226</b>	<b>211</b>	<b>69</b>	<b>25</b>	<b>152</b>	<b>18</b>	<b>715</b>	<b>19</b>	<b>2</b>

## CAREER TRANSACTIONS

**2005** — Selected by the San Francisco Giants in the 28th round of the First-Year Player Draft. **2009** — On the disabled list, March 26 to May 28; included rehabilitation assignment to San Jose, May 14 to 17 and May 20 to 21, and Fresno, May 18 to 19 and May 22 to 28. **2011** — On the disabled list, August 10 to 27; included rehabilitation assignment to Arizona Giants, August 26 to 27. **2014** — Elected free agency, October 30; re-signed by the Giants, December 19. **2016** — On the disabled list, April 11 to July 3, included rehabilitation assignments to Sacramento, May 23 to 30, June 20 to 24 and June 30 to July 3, and San Jose, June 17 to 19 and June 25 to 29. Elected free agency, November 3. **2017** — Signed by the Los Angeles Dodgers, March 1. On the disabled list, June 8 to 18; included rehabilitation assignment to Rancho Cucamonga, June 14 to 18. Traded to the Tampa Bay Rays with cash considerations for cash considerations, July 22. Elected free agency, November 2. **2018** — Re-signed by the Rays, February 14. Elected free agency, October 29. **2019** — Signed by the Miami Marlins, February 15. Traded to the Minnesota Twins with minor league pitcher Chris Vallimont and cash for minor league infielder Lewin Diaz, July 27. Elected free agency, October 31; re-signed by the Twins, December 20. **2020** — On the suspended list, September 12. Elected free agency October 28. **2021** — Signed by the Oakland Athletics, February 18.

## WILD CARD RECORD

Year	Club/Opp.	W	L	ERA	G	GS	CG	SHO	SV	IP	H	R	ER	HR	HB	BB	IBB	SO	WP	BK
2020	MIN vs. HOU	0	1	0.00	1	0	0	0	0	0.2	2	3	0	0	0	1	0	0	0	0

## DIVISION SERIES PITCHING RECORD

Year	Club/Opp.	W	L	ERA	G	GS	CG	SHO	SV	IP	H	R	ER	HR	HB	BB	IBB	SO	WP	BK
2010	SF vs. ATL	1	0	40.50	2	0	0	0	0	0.2	3	3	3	1	0	0	0	0	0	0
2012	SF vs. CIN	1	0	2.08	3	0	0	0	1	4.1	2	1	1	0	0	1	0	1	0	0
2014	SF vs. WAS	0	0	0.00	3	0	0	0	0	3.0	2	0	0	0	0	0	0	2	0	0
2016	SF vs. CHI	0	0	13.50	2	0	0	0	0	2.0	2	3	3	1	0	1	0	2	0	0
2019	MIN vs. NYY	0	0	9.00	2	0	0	0	0	2.0	2	2	2	1	0	2	0	1	0	0
<b>Totals</b>		<b>2</b>	<b>0</b>	<b>6.75</b>	<b>12</b>	<b>0</b>	<b>0</b>	<b>0</b>	<b>1</b>	<b>12.0</b>	<b>11</b>	<b>9</b>	<b>9</b>	<b>3</b>	<b>0</b>	<b>4</b>	<b>0</b>	<b>6</b>	<b>0</b>	<b>0</b>



### LEAGUE CHAMPIONSHIP SERIES PITCHING RECORD

Year	Club/Opp.	W	L	ERA	G	GS	CG	SHO	SV	IP	H	R	ER	HR	HB	BB	IBB	SO	WP	BK
2010	SF vs. PHI	0	0	0.00	3	0	0	0	0	2.1	2	0	0	0	0	1	0	3	0	0
2012	SF vs. PHI	0	0	0.00	4	0	0	0	0	3.1	2	0	0	0	0	0	0	3	1	0
2014	SF vs. STL	1	1	5.40	4	0	0	0	0	1.2	2	1	1	1	0	0	0	1	0	0
<b>Totals</b>		<b>1</b>	<b>1</b>	<b>1.23</b>	<b>11</b>	<b>0</b>	<b>0</b>	<b>0</b>	<b>0</b>	<b>7.1</b>	<b>6</b>	<b>1</b>	<b>1</b>	<b>1</b>	<b>0</b>	<b>1</b>	<b>0</b>	<b>7</b>	<b>1</b>	<b>0</b>

### WORLD SERIES PITCHING RECORD

Year	Club/Opp.	W	L	ERA	G	GS	CG	SHO	SV	IP	H	R	ER	HR	HB	BB	IBB	SO	WP	BK
2010	SF vs. TEX	0	0	0.00	1	0	0	0	0	0.2	1	0	0	0	0	0	0	1	0	0
2012	SF vs. DET	0	0	0.00	3	0	0	0	3	3.0	0	0	0	0	0	0	0	5	0	0
2014	SF vs. KC	0	0	0.00	2	0	0	0	0	2.1	2	0	0	0	0	0	0	4	0	0
<b>Totals</b>		<b>0</b>	<b>0</b>	<b>0.00</b>	<b>6</b>	<b>0</b>	<b>0</b>	<b>0</b>	<b>3</b>	<b>6.0</b>	<b>3</b>	<b>0</b>	<b>0</b>	<b>0</b>	<b>0</b>	<b>0</b>	<b>0</b>	<b>10</b>	<b>0</b>	<b>0</b>

### ALL-STAR GAME PITCHING RECORD

Year	Club/Site	W	L	ERA	G	GS	CG	SHO	SV	IP	H	R	ER	HR	HB	BB	IBB	SO	WP	BK
2013	N.L./NYM																			

(Did not pitch)

### WORLD BASEBALL CLASSIC PITCHING RECORD

Year	Club	W	L	ERA	G	GS	CG	SHO	SV	IP	H	R	ER	HR	HB	BB	IBB	SO	WP	BK
2013	Mexico	0	1	9.00	2	0	0	0	1	2.0	3	2	2	0	0	0	0	1	0	0
2017	Mexico	0	0	20.25	2	0	0	0	0	1.1	4	3	3	1	0	1	0	1	0	0
<b>Totals</b>		<b>0</b>	<b>1</b>	<b>13.50</b>	<b>4</b>	<b>0</b>	<b>0</b>	<b>0</b>	<b>1</b>	<b>3.1</b>	<b>7</b>	<b>5</b>	<b>5</b>	<b>1</b>	<b>0</b>	<b>1</b>	<b>0</b>	<b>2</b>	<b>0</b>	<b>0</b>

### ROMO'S CAREER BESTS

**Low Hit Complete Game:** None  
**Innings Pitched:** 3.0 (twice), last: September 21, 2008 at Los Angeles (NL)  
**Strikeouts:** 4, July 24, 2013 at Cincinnati  
**Pitches:** 46, September 2, 2008 at Colorado  
**Longest Winning Streak:** 8, May 9, 2010 to June 1, 2011  
**Longest Losing Streak:** 5, April 16 to September 15, 2015  
**Longest Scoreless Streak:** 21.2, June 30 to September 23, 2011

**RIGHT-HANDED PITCHER****Height/Weight:** 6-2 / 220**Bats/Throws:** Right / Right**Birthdate:** May 29, 1990**Opening Day Age:** 30**Birthplace/Resides:** Lee's Summit, Missouri / Des Perres, Missouri**Major League Service:** 7 years, 1 days**Obtained:** Signed as a free agent, February 22, 2021**Contract Status:** First year of a one-year contract through 2021
[@TrevRosenthal](#) [Updated Stats](#)
**CAREER HIGHLIGHTS**

Has saved 132 games in 373 career relief appearances over eight seasons in the majors and is 12-25 with a 3.36 ERA and .225 opponents batting average...has 490 strikeouts in just 364.0 innings, an average of 12.12 per nine innings...that is the seventh his ratio in the majors dating back to 2012 among pitchers with 300 or more innings pitched...spent the first six years of his career with St. Louis (2012-17), missed the entire 2018 season following Aug. 30, 2017 "Tommy John" surgery, and has pitched for four teams over the last two seasons: Washington (2019), Detroit (2019), Kansas City (2020) and San Diego (2020)...has five years of postseason experience and is 1-0 with eight saves and a 2.40 ERA in 27 relief appearances...has 48 strikeouts in 30.0 innings...set the Cardinals single season save record with 48 in 2015...named to the National League All-Star Team that year but did not pitch in the game.

**2020 HIGHLIGHTS**

Began the season with Kansas City and had seven saves and a 3.29 ERA in 14 relief appearances when he was traded to San Diego on Aug. 29...did not allow an earned run in nine appearances and 10.0 innings with the Padres, saving four games...combined to go 1-0 with 11 saves, a 1.90 ERA and .148 opponents batting average in 23 relief appearances overall...converted 11-of-12 (91.7%) save opportunities, which was the fourth best percentage in the majors among pitchers with at least 10 opportunities...tied for seventh in saves...also ranked seventh among relievers in strikeouts per nine innings (14.45), tied for ninth in strikeouts (38) and 10th in opponents batting average (.148)...his ERA and opponents batting average was a career-low as was his .231 opponents on-base percentage...the games pitched and saves were his most since undergoing "Tommy John" surgery towards the end of the 2017 season...his opponents batting average broke down to .119 (5-for-42) against left-handed hitters compared to .179 (7-for-39) against right-handers...surrendered both of his home runs to right-handers for a .436 slugging percentage (.167 vs. lefties)...has held left-handed hitters to a .138 (9-for-65) average and no home runs over the last two years...yielded a .234 batting average with the bases empty but opponents were just 1-for-34 (.029) with runners on base, including 0-for-20 with runners in scoring position...has not allowed a hit with RISP since July 25, 2019 at Seattle and opponents are 0-for-their-last-25...has a .199 (71-for-356) opponents average with RISP in his career...first batters faced were 3-for-21 (.143) with two walks...stranded all six of his inherited runners...did not allow an earned run in four appearances at Petco Park (5.0 ip) and had a 1.93 ERA in five games at Kauffman Stadium...combined for a 0.93 ERA and .121 opponents batting average in nine appearances in his home ballparks compared to 2.57 and .167 in 14 games on the road...tossed at least one inning in 21 of his 23 appearances...did not allow a run 19 times.

**MAJORS:** Did not allow a run in 10 of his first 11 appearances through Aug. 19 for a 0.87 ERA...opponents were 5-for-34 (.147) over that span and he converted each of his six save opportunities...then yielded four runs in 3.1 innings over his final three games with the Royals...walked a career-high tying three batters in 1.0 inning Aug. 12 against Cincinnati but did not allow a run...allowed two hits Aug. 20 against Minnesota, his only appearance with more than one hit...struck out a career-high tying four batters Aug. 26 at St. Louis (seventh time, last: July 28, 2017 vs. Arizona)...however, yielded three of his five runs for the season in that game...was traded to San Diego for outfielder Edward Olivares and minor league pitcher Dylan Coleman on Aug. 29...tossed a score-

less ninth inning in his Padres debut Aug. 31 at Colorado...converted each of his first 10 save opportunities before he was charged with his only blown save Sept. 20 at Seattle when he allowed a run in the bottom of the 10th...ended up with his only win of the season when the Padres came back to score three times in the 11th and clinch a postseason berth...tossed a season-high 2.0 innings in the contest and allowed one unearned run, the only run he would allow with San Diego...did not allow an earned run in eight games in September (9.0 ip, 2 h, 1 r, 1 bb, 15 so) and finished the regular season with a nine-game, 10.0-inning streak without an earned run...then allowed six runs on five hits and five walks in four postseason appearances for a 13.50 ERA...worked in all three games of the NLCS against St. Louis (3.0 ip, 3 h, 2 r, 2 er, 3 bb, 5 so), recording the save in an 11-9 win in Game 2...pitched just once in the NLDS against the Dodgers, allowing four runs in the ninth inning of the Padres 12-3 in the third and final game of the series.

## CAREER

**2019**—Spent time with three different organizations, opening the year with Washington, before signing minor league contracts with Detroit (June 27) and the New York Yankees (Aug. 17)...made a combined 22 Major League appearances between Washington and Detroit...was placed on the 10-day injured list on April 26 with a viral infection...reinstated on June 8 after a 10-game rehab assignment with Triple-A Harrisburg...released on June 23...signed by the Tigers on June 27 and made six appearances with Triple-A Toledo, before being recalled on July 15...was designated for assignment on Aug. 8...signed by the Yankees on Aug. 17, but made just one appearance with Scranton/Wilkes-Barre, allowing four runs in 0.1-innings to Buffalo.

**2018**—Missed the entire season while recovering from right elbow surgery.

**2017**—In his final year with St. Louis, went 3-4 with a 3.40 ERA, converting 11-of-13 (84.6%) of save opportunities...among Major League relievers, his 14.35 strikeouts per nine innings ranked fifth (min. 45.0 ip), trailing Craig Kimbrel (16.43), Dellin Betances (15.08), Corey Knebel (14.92) and Kenley Jansen (14.36)...had two stints on the disabled list: March 30-April 9 (strained right lat) and Aug. 17-Nov. 5 (right posterior elbow irritation)...underwent Tommy John ligament replacement surgery on Aug. 30 and was released on Nov. 6.

**2016**—Converted 14-of-18 save opportunities with St. Louis, going 2-4 with a 4.46 ERA...his 14 saves ranked second on the team to Seung Hwan Oh (19)...missed 46 games, spending July 26-Sept. 14 on the injured list (right rotator cuff inflammation)...recorded his 100th save on April 20 vs. the Cubs, striking out the side in the ninth...at 25 years, 326 days, became the youngest Cardinals pitcher and eighth-youngest Major League hurler to reach 100 career saves...ranked third among National League relievers with a 12.5 strikeout-to-walk ratio (min. 40 ip)...recorded his ninth career save of four outs or more on April 10 vs. Atlanta, recording all four outs via strikeout.

**2015**—Set the Cardinals' single-season saves record with 48...ranked second in both the Majors and the National League...became the first St. Louis pitcher to post consecutive 45-save seasons and was just the seventh pitcher in MLB history to do so at the time...selected to his first All-Star Game, but did not pitch in the American League's 6-3 triumph in Cincinnati...ranked fourth in the NL with a 94.1 save percentage (48-for-51) and eighth among NL relievers in strikeouts (83) and ERA (2.10)...posted a streak of 23.2 scoreless innings (May 5-July 2), the longest by a Cardinals' pitcher and seventh-longest in the Majors in 2015...retired all three batters he faced via strikeout in 1.0-inning appearances on four occasions, tops in MLB in 2015...pitched 1.0 scoreless inning in both Games 1 and 4 of the NLDS vs. Chicago...entered Game 1 in the ninth in a non-save situation and allowed a hit, a walk and fanned three.

**2014**—Ranked second in the National League and fourth in the Majors with 45 saves...became just the fourth pitcher in franchise history to record 45+ saves, joining: Jason Isringhausen (2004), Lee Smith (1991) and Bruce Sutter (1984)...fanned 87 batters, which ranked sixth among NL relievers, while his 11.13 strikeout-to-walk ratio ranked second in the Senior Circuit, behind only Jake Diekman (12.68), min. 70.0 innings...held opposing batters to a .127 average when ahead in the count (.271 behind)...worked more than 1.0 inning in four of his saves, including 1.2 innings in his May 15 save vs. the Cubs...struck out all three batters he faced in 1.0-inning appearances on four occasions, including on April 25 vs. Pittsburgh to save a 1-0 win...made four appearances

in the postseason, saving all three Cardinals' wins in the NLDS vs. Los Angeles...his three saves ranked third in the 2014 postseason, trailing Greg Holland (7) and Santiago Casilla (4).

**2013**—Ranked third among National League relievers with 108 strikeouts, trailing only Aroldis Chapman (112) and Kenley Jansen (111), in his first full season in the big leagues...his 12.9 strike-out-to-walk ratio ranked second in the Majors (min. 70.0 ip)...named to the *Baseball America* All-Rookie Team...also tied for ninth in the NL in innings and tied for 10th in appearances (74)...earned his first big league victory on June 9 at Cincinnati, tossing 2.0 perfect innings and recording four strikeouts....did not allow an earned run in 12 May appearances (11.1 ip), surrendering one unearned run and recording 20 strikeouts...made 10 scoreless appearances during the postseason, covering 11.2 innings, and converted 4-of-5 save opportunities...fanned 18 of the 40 batters he faced (45%), setting a franchise record by a reliever, passing his 15 strikeouts in 2012...struck out the side in the ninth in both Game 2 of the NLCS vs. Los Angeles (Oct. 12) and Game 2 of the World Series at Boston (Oct. 24)...fanned nine batters over 4.2 innings in the World Series...tossed 2.0 scoreless innings in Game 1 of the NLCS vs. Los Angeles, en route to a 3-2 St. Louis win in 13 innings...earned the win in Game 3 of the World Series vs. Boston (Oct. 26), tossing 1.2 scoreless innings, after allowing an inherited runner to score the tying run.

**2012**—Had three stints in the Majors, including a final recall on Aug. 29, where he remained with St. Louis the rest of the season...made his big league debut at Milwaukee on July 18, tossing a scoreless eighth inning with a pair of strikeouts...fanned Corey Hart and Carlos Gomez...did not allow a run in 15 of his 19 appearances and held opposing batters to a .175 average with three extra-base hits (.263 slugging percentage)...his average fastball speed was 97.4 MPH, which ranked fifth among all MLB pitchers...pitched a career-high 3.0 scoreless innings of relief at Pittsburgh on Aug. 29, allowing one hit and registering three strikeouts...led ML relievers with 15 strikeouts during the postseason, which tied for third most all-time by a rookie reliever, trailing Francisco Rodríguez (28 in 2002) and José Contreras (18 in 2008)...did not allow a run over his seven appearances (8.2 ip), while holding the opposition to a .071 average...went a combined 8-6 with a 2.97 ERA in 20 starts between Double-A Springfield and Triple-A Memphis...was named the Cardinals' Minor League Pitcher of the Month for May, going 3-1 with a 1.65 ERA and 21 strikeouts in 27.1 innings.

**2011**—Made 22 starts with Single-A Quad Cities, going 7-7 with a 4.11 ERA...named a Midwest League Midseason All-Star and earned the starting nod on the mound for the West All-Stars...tossed a perfect first inning...earned the win in the Midwest League Championship Game, working 6.0 innings and allowing three runs with seven strikeouts vs. Lansing on Sept. 17.

**2010**—Appeared in 10 games, including six starts, for Johnson City (Rookie)...completed a seven-game winning streak July 16, which dated back to July 2009.

**2009**—Began his professional career with the Gulf Coast League Cardinals (Rookie)...led the club with four victories.

## PERSONAL/MISCELLANEOUS

Trevor Jordan Rosenthal was originally signed by Cardinals scout Aaron Looper...is married, Lindsey, and has three children: Chloe, Adalyn and Landry...graduated from Lee's Summit West High School (MO) in 2008...attended Cowley County Community College in Arkansas City, Kansas.

## LIFETIME PITCHING RECORD

Year	Club	W	L	ERA	G	GS	CG	SHO	SV	IP	H	R	ER	HR	HB	BB	IBB	SO	WP	BK
2009	GCL Cardinals	4	1	4.88	14	0	0	0	0	24.0	25	17	13	0	4	10	0	26	3	1
2010	Johnson City	3	0	2.25	10	6	0	0	1	32.0	23	10	8	1	2	7	0	30	0	1
2011	Quad Cities	7	7	4.11	22	22	1	0	0	120.1	111	62	55	7	13	39	0	133	7	0
2012	Springfield	8	6	2.78	17	17	0	0	0	94.0	67	33	29	6	2	37	0	83	5	1
	ST. LOUIS	0	2	2.78	19	0	0	0	0	22.2	14	7	7	2	1	7	0	25	1	0
	Memphis	0	0	4.20	3	3	0	0	0	15.0	11	7	7	1	2	5	0	21	1	0
2013	ST. LOUIS	2	4	2.63	74	0	0	0	3	75.1	63	25	22	4	6	20	0	108	3	0
2014	ST. LOUIS	2	6	3.20	72	0	0	0	45	70.1	57	25	25	2	4	42	5	87	1	1
2015	ST. LOUIS	2	4	2.10	68	0	0	0	48	68.2	62	16	16	3	1	25	3	83	7	0
2016	ST. LOUIS	2	4	4.46	45	0	0	0	14	40.1	48	22	20	3	3	29	0	56	0	0
2017	ST. LOUIS	3	4	3.40	50	0	0	0	11	47.2	37	20	18	3	2	20	0	76	2	0
2018										Did Not Pitch										
2019	WASHINGTON	0	1	22.74	12	0	0	0	0	6.1	8	16	16	0	3	15	0	5	5	0
	Harrisburg	0	1	5.79	10	0	0	0	0	9.1	9	6	6	2	3	7	0	11	1	0
	Toledo	0	0	10.13	6	0	0	0	0	5.1	8	6	6	2	1	6	0	9	1	0
	DETROIT	0	0	7.00	10	0	0	0	0	9.0	3	8	7	0	1	11	0	12	4	0
	Scranton/Wilkes Barre	0	0	108.00	1	0	0	0	0	0.1	0	4	4	0	1	3	0	0	1	0
2020	KANSAS CITY	0	0	3.29	14	0	0	0	7	13.2	9	5	5	2	1	7	0	21	0	1
	SAN DIEGO	1	0	0.00	9	0	0	0	4	10.0	3	1	0	0	0	1	0	17	0	0
<b>Major League Totals</b>		<b>12</b>	<b>25</b>	<b>3.36</b>	<b>373</b>	<b>0</b>	<b>0</b>	<b>0</b>	<b>132</b>	<b>364.0</b>	<b>304</b>	<b>145</b>	<b>136</b>	<b>19</b>	<b>22</b>	<b>177</b>	<b>8</b>	<b>490</b>	<b>23</b>	<b>2</b>

## CAREER TRANSACTIONS

**2009** — Selected by the St. Louis Cardinals in the 21st round of the First-Year Player Draft. **2015** — On the paternity list, August 28 to 30. **2016** — On the disabled list, July 25 to September 14. **2017** — On the disabled list, March 30 to April 9. On the disabled list, August 17 to November 5. Released, November 6. **2018** — Signed by the Washington Nationals, November 7. **2019** — On the injured list, April 26 to June 7; included rehabilitation assignment to Harrisburg, May 11 to June 7. Released, June 23; signed by the Detroit Tigers to a minor league contract, June 27. Elected free agency, August 10; signed by the New York Yankees to a minor league contract, August 17. Elected free agency, November 4; signed by the Kansas City Royals to a minor league contract, December 9. **2020** — Traded to the San Diego Padres for outfielder Edward Olivares and minor league pitcher Dylan Coleman, August 29. Elected free agency, October 28. **2021** — Signed by the Oakland Athletics, February 22.

## WILD CARD RECORD

Year	Club/Opp.	W	L	ERA	G	GS	CG	SHO	SV	IP	H	R	ER	HR	HB	BB	IBB	SO	WP	BK
2012	STL vs. ATL									(Did not pitch)										
2020	SD vs. STL	0	0	6.00	3	0	0	0	1	3.0	3	2	2	1	0	3	0	5	0	0

## DIVISION SERIES PITCHING RECORD

Year	Club/Opp.	W	L	ERA	G	GS	CG	SHO	SV	IP	H	R	ER	HR	HB	BB	IBB	SO	WP	BK
2012	STL vs. WAS	0	0	0.00	3	0	0	0	0	3.1	1	0	0	0	0	0	0	6	0	0
2013	STL vs. PIT	0	0	0.00	2	0	0	0	1	2.0	1	0	0	0	0	1	0	2	0	0
2014	STL vs. LAD	0	0	3.00	3	0	0	0	3	3.0	5	1	1	0	0	1	0	4	0	0
2015	STL vs. CHC	0	0	0.00	2	0	0	0	0	2.0	2	0	0	0	0	3	1	4	0	0
2020	SD vs. LAD	0	0	36.00	1	0	0	0	0	1.0	2	4	4	0	1	2	0	1	0	0
<b>Totals</b>		<b>0</b>	<b>0</b>	<b>3.97</b>	<b>11</b>	<b>0</b>	<b>0</b>	<b>0</b>	<b>4</b>	<b>11.1</b>	<b>11</b>	<b>5</b>	<b>5</b>	<b>0</b>	<b>1</b>	<b>7</b>	<b>1</b>	<b>17</b>	<b>0</b>	<b>0</b>

## LEAGUE CHAMPIONSHIP SERIES PITCHING RECORD

Year	Club/Opp.	W	L	ERA	G	GS	CG	SHO	SV	IP	H	R	ER	HR	HB	BB	IBB	SO	WP	BK
2012	STL vs. SF	0	0	0.00	4	0	0	0	0	5.1	1	0	0	0	0	2	0	9	0	0
2013	STL vs. LAD	0	0	0.00	4	0	0	0	2	5.0	2	0	0	0	0	1	1	7	0	0
2014	STL vs. SF	0	0	13.50	1	0	0	0	0	0.2	2	1	1	0	0	2	0	1	1	0
<b>Totals</b>		<b>0</b>	<b>0</b>	<b>0.82</b>	<b>9</b>	<b>0</b>	<b>0</b>	<b>0</b>	<b>2</b>	<b>11.0</b>	<b>5</b>	<b>1</b>	<b>1</b>	<b>0</b>	<b>0</b>	<b>5</b>	<b>1</b>	<b>17</b>	<b>1</b>	<b>0</b>

## WORLD SERIES PITCHING RECORD

Year	Club/Opp.	W	L	ERA	G	GS	CG	SHO	SV	IP	H	R	ER	HR	HB	BB	IBB	SO	WP	BK
2013	STL vs. BOS	1	0	0.00	4	0	0	0	1	4.2	1	0	0	0	0	1	1	9	0	1

## ALL-STAR GAME PITCHING RECORD

Year	Club/Site	W	L	ERA	G	GS	CG	SHO	SV	IP	H	R	ER	HR	HB	BB	IBB	SO	WP	BK
2015	N.L./Cin.									(Did not pitch)										

## ROSENTHAL'S CAREER BESTS

**Low Hit Complete Game:** None

**Innings Pitched:** 3.0 (twice), last: October 1, 2016 vs. Pittsburgh

**Strikeouts:** 4 (seven times), last: August 26, 2020 at St. Louis

**Pitches:** 52, October 1, 2016 vs. Pittsburgh

**Longest Winning Streak:** 2 (twice), last: September 3, 2014 to May 25, 2015

**Longest Losing Streak:** 5, September 16, 2013 to July 5, 2014

**Longest Scoreless Streak:** 23.2, May 5 to July 2, 2015

**RIGHT-HANDED PITCHER****Height/Weight:** 6-3 / 238**Bats/Throws:** Right / Right**Birthdate:** December 21, 1985**Opening Day Age:** 35**Birthplace/Resides:** Oak Park, Illinois / Park Ridge, Illinois**Major League Service:** 2 years, 92 days**Obtained:** Signed to a minor league contract, November 14, 2018; re-signed to a minor league contract, November 7, 2019**Contract Status:** First year of a one-year contract through 2021 [Updated Stats](#)**NON-ROSTER INVITEE****CAREER HIGHLIGHTS**

Is 3-6 with a 5.20 ERA in 84 games over four seasons in the majors with the Chicago Cubs (2010, 14-15) and Oakland A's (2019)...is also 25-32 with 144 saves and a 3.10 ERA (182 er in 527.2 ip) in 440 career appearances in 11 minor league seasons...pitched for Seibu in Japan in 2017...saw his most extensive Major League action with the Cubs in 2014 when he compiled a 4.15 ERA in 61 relief appearances...missed the entire 2011 season with an elbow injury...was originally drafted by the Angels in the 34th round in 2005 but did not sign...drafted by the Phillies in 16th round in 2007 and was traded to the Cubs Aug. 7, 2008...has also pitched in the Rockies and Dodgers farm systems.

**2020 HIGHLIGHTS**

Was a non-roster invitee with Oakland and compiled a 3.72 ERA and .324 opponents batting average in six Spring Training appearances...was not on the A's 60-man player pool and did not pitch in 2020.

**CAREER**

**2019**—Spent most of the season at Triple-A Las Vegas where he went 4-1 with 11 saves and a 4.64 ERA in 35 games, including one start...also had a one-month stint in Oakland, his first Major League action since 2015...had no decisions and a 3.72 ERA in six relief appearances with the A's...allowed a .324 opponents batting average but did not surrender a home run in 9.2 innings...yielded a .308 average against left-handed hitters compared to .333 against right-handers...issued three of his four walks to lefties...opponents hit .429 with runners in scoring position...first batters faced were 2-for-5 (.400) with a walk...allowed 2-of-4 (50.0%) inherited runners to score...was selected from Las Vegas June 23 and made his A's debut that day against Tampa Bay (2.0 ip, 5 h, 1 r, 1 er, 1 so)...it was his first outing in the majors since June 14, 2015 with the Cubs against Cincinnati (0.2 ip)...tossed a career-high 3.0 innings July 22 at Houston...also had a career-high 52 pitches and matched his best with three strikeouts in that game...made his final appearance with 2.0 scoreless and hitless innings July 25 against Texas...was designated for assignment July 29 and outrighted to Las Vegas July 31...his 11 saves with Las Vegas tied for third in the A's farm system and tied for fifth in the Pacific Coast League...his 4.64 ERA was the highest of his minor league career as was his .300 opponents batting average...had a .270 average against left-handed hitters compared to .318 with five of his six home runs against right-handers...opponents hit .337 with four of his six home runs with the bases empty, .259 with runners on...had a .326 opponents average with runners in scoring position...yielded a .359 average to batters leading off an inning but issued just one walk...had a 2.79 ERA in 15 games on the road compared to 6.17 in 20 appearances at home...did not allow a home run in 19.1 innings at home as he surrendered all six of his home runs at Las Vegas Ballpark...was 2-1 with eight of his 11 saves and a 2.22 ERA in 19 appearances following a loss...tossed at least one inning in 31 of his 35 games...did not allow a run in nine of 11 appearances from April 26 to May 22...had a 1.38 ERA and .178 opponents batting average over that span and issued just one walk in 13.0 innings...struck out a season-high three May 2 at Reno and May 10 against Salt Lake...tossed 3.0 innings June 7 against San Antonio, which matched his longest outing as a Major Leaguer or Minor Leaguer...made the first start of his professional career June 16 at Memphis (1.0 ip, 2 h, 1 r, 1 so)...it came after 430 career

minor league appearances, 78 games in the majors and 64 in Japan...was 4-1 with 10 saves, a 3.89 ERA and .281 opponents batting average in 27 games when he was selected by Oakland June 23...returned to Las Vegas July 31 and made one appearance on Aug. 2 against Oklahoma City (0.2 ip, 1 bb, 1 so) before going on the injured list the next day with a strained left shoulder...was reinstated Aug. 15 and had one save, an 8.59 ERA and .394 opponents batting average over his final seven regular season games...made two postseason appearances against Sacramento (1.0 ip, 2 h, 2 so).

**2018**—Spent the entire season at Triple-A Oklahoma City in the Los Angeles Dodgers organization where he went 7-2 with 21 saves and a 3.36 ERA in 58 relief appearances...surrendered just two home runs in 67.0 innings...the seven wins are his best as a minor leaguer and he had his fourth season with 20 or more saves...led the Pacific Coast League in games pitched and ranked second in saves...tied for ninth among all minor leaguers in saves...led the Los Angeles farm system in saves and was named a Dodgers organization All-Star by MiLB.com...converted 21-of-25 (84.0%) save opportunities...allowed a .256 opponents batting average, including .226 against right-handed hitters compared to .303 against left-handers...yielded a .220 batting average with runners in scoring position...allowed 3-of-15 (20.0%) inherited runners to score...compiled a 2.70 ERA in 35 games before the All-Star Break, a 4.56 ERA in 23 games after the break...posted a 2.43 ERA in 31 games at home, a 4.28 ERA in 27 contests on the road...tossed at least one inning in 52 of his 58 appearances...did not allow a run in 11 of 12 games from April 12 to May 10...had eight saves, a 0.75 ERA and a .186 opponents batting average over that stretch...posted a 1.69 ERA in 10 appearances in April...had a 42-game, 50.1-inning homerless streak from May 18 to Sept. 1...tossed a season-high 2.0 innings May 20 against Nashville, his first of eight outings of two innings...stranded each of his final 11 inherited runners beginning June 6...finished June with a 1.96 ERA in 12 appearances...went 2-0 with four saves over a six-game stretch from July 7 to 24...had a loss and a blown save in two postseason appearances for the Dodgers (1.0 ip, 5 h, 3 r, 3 er, 27.00 ERA).

**2017**—Spent the season with the Saitama Seibu Lions of the Nippon Professional Baseball League and went 1-5 with a 2.83 ERA in 64 relief appearances...allowed just one home run over 63.2 innings of relief...struck out 23 batters against 29 walks.

**2016**—Spent the entire season at Triple-A Albuquerque where he was 1-2 with eight saves and a 3.64 ERA in 36 relief appearances...struck out 43 batters in 42.0 innings (9.21 per nine innings)...surrendered just two home runs (0.43 per nine innings)...had a .266 opponents batting average, which broke down to .225 against left-handed hitters compared to .299 against right-handers...converted 8-of-11 (72.7%) save opportunities...logged a 1.99 ERA in 20 games on the road...seven of his eight saves came after the All-Star Break...tossed at least one inning in 34 of his 36 appearances, including a season high 2.0 innings five times...did not allow a run over his first four games (6.1 ip) before going on the disabled list April 18 with a strained left oblique...was reinstated June 4...had a 10-game, 10.1-inning scoreless streak from June 22 to July 17...opponents went 5-for-33 (.152) over that stretch...struck out in his only at bat Aug. 10 against Las Vegas...did not allow a run in seven of his final eight outings beginning Aug. 18 (1.93 ERA).

**2015**—Spent the majority of the season at Triple-A, but had three separate Major League stints with the Chicago Cubs...was 1-2 with a 7.36 ERA in 10 relief appearances over April, May and June...earned his lone win of the year in his final appearance on June 14 vs. Cincinnati, securing the final two outs in the 11th inning of a 2-1 Cubs win...made a team-high 45 appearances for Triple-A Iowa, allowing only eight earned runs in 44.2 innings with an organization-high 23 saves in 27 opportunities...was 2-3 with a 1.61 ERA allowing only one home run at Triple A...scored upon once over 18 games for Iowa in May and June (21.0 ip, 2 er)...had eight scoreless appearances in June (10.2 ip)...notched a 19.2-scoreless inning streak over 21 games from May 28-July 23...was 2-0 with 10 saves and an 0.69 ERA the first half, 0-3 with 13 saves and a 2.89 ERA the second...was designated for assignment Aug. 27 and outrighted to Iowa, Sept. 1.

**2014**—Broke camp with the Cubs and spent a majority of the year with the club...went 2-3 with a 4.15 ERA and 12 holds in 61 games...allowed just two home runs in 242 batters faced...recorded a 15.1 scoreless innings streak, May 12-June 6...held opponents to a .118 batting average...made



his first career Opening Day roster and pitched in six games before he was optioned to Iowa, April 12...earned his first career victory May 3 vs. St. Louis (3-0)...retired his lone two batters faced to end the sixth inning...recorded his first career hit, June 1, in Milwaukee, a single off Kyle Lohse...landed on the 15-day disabled list, Aug. 10 with right shoulder inflammation...made four rehab outings before he was reinstated and optioned to Iowa, Aug. 24...recalled Sept. 2 and pitched in eight games for the Cubs to end the season...had no record with three saves and a 3.38 ERA (8.0 IP, 3 ER) in seven relief appearances with Iowa.

**2013**—Went 1-6 with an organization-best 22 saves and a 2.42 ERA and 58 strikeouts in 54 relief appearances between Double-A Tennessee and Triple-A Iowa...was named a MiLB.com Organizational All-Star for the Cubs...began the season with the Smokies, going 0-2 with two saves and a 0.83 ERA in 16 relief appearances...did not allow an earned run in his first 12 appearances at Tennessee (17.1 ip)...promoted to Iowa, May 27...went 1-4 with 20 saves and a 3.24 ERA in 38 games.

**2012**—Went 3-5 with a 2.61 ERA in 50 relief appearances between High-A Daytona and Double-A Tennessee...allowed just three home runs while walking 13 and striking out 63 hitters in 69.0 innings of work...started the year with Daytona, going 0-1 with two saves and a 2.00 ERA in 21 games over two stints with the club...was promoted to Tennessee, May 1.

**2011**—Missed the entire season with a right elbow injury...was claimed off waivers by the Yankees, Jan. 5, then again by the Phillies, Feb. 15...was returned to the Cubs and placed on the 15-day disabled list, March 22, with a right elbow strain.

**2010**—Made his big league debut with the Cubs, going 0-1 with a 12.38 ERA and seven strikeouts in seven relief appearances...had his contract selected June 26...made his Major League debut two days later vs. Pittsburgh, tossing 0.2 scoreless innings of relief and striking out the two batters he faced...was on the Cubs 15-day disabled list from July 3-23 with a right shoulder injury...went 2-1 with 13 saves and a 3.15 ERA in 37 relief appearances with Iowa...was on Iowa's seven-day disabled list from Aug. 25-Sept. 7 with an inflamed right shoulder.

**2009**—Spent the entire season with Double-A Tennessee, going 1-7 with a career-high tying 22 saves and a 4.38 ERA in 59 relief appearances...was named to the Southern League Midseason All-Star team...struck out 51 hitters while walking 24 in 61.2 innings of work.

**2008**—Began the season in the Phillies organization before being acquired by the Cubs Aug. 7 for left-handed pitcher Scott Eyre...overall, went 4-4 with a 2.21 ERA in 41 relief appearances between the two organizations...recorded a career-best 67 strikeouts in 57.0 innings of work.

**2007**—In his first professional season, went 0-1 with a 3.51 ERA in 17 relief appearances with Single-A affiliates Williamsport and Lakewood...batted .293 with three home runs and 17 RBI in June...hit .289 with three home runs and 16 RBI.

## **PERSONAL/MISCELLANEOUS**

Brian Patrick Schlitter...the Chicago native graduated from Maine South High School in Park Ridge, Ill....played collegiately at the College of Charleston and became the eighth Cougar to reach the Major Leagues in 2010...was the first CoFC player called up since the New York Yankees Brett Gardner in 2008...originally selected by the Los Angeles Angels of Anaheim in the 34th round of the 2005 First-Year Player Draft out of Florida Gateway College, but did not sign.

## LIFETIME PITCHING RECORD

Year	Club	W	L	ERA	G	GS	CG	SHO	SV	IP	H	R	ER	HR	HB	BB	IBB	SO	WP	BK
2007	Williamsport	0	0	0.00	1	0	0	0	1	2.0	2	0	0	0	1	0	0	1	0	0
	Lakewood	0	1	3.80	16	0	0	0	3	23.2	27	13	10	2	0	6	0	21	1	0
2008	Clearwater	4	3	2.22	34	0	0	0	6	48.2	39	13	12	1	1	21	4	58	1	0
	Daytona	0	1	2.16	7	0	0	0	3	8.1	9	2	2	0	0	3	0	9	1	0
2009	Tennessee	1	7	4.38	59	0	0	0	22	61.2	62	36	30	8	1	24	3	51	2	0
2010	Iowa	2	1	3.15	37	0	0	0	13	45.2	44	18	16	3	1	21	0	42	2	0
	CHICAGO (NL)	0	1	12.38	7	0	0	0	0	8.0	18	11	11	2	1	5	1	7	0	0
2011	CHICAGO (NL)	(Injured — did not pitch)																		
2012	Daytona	0	1	2.00	21	0	0	0	2	27.0	27	9	6	1	1	2	0	19	0	1
	Tennessee	3	4	3.00	29	0	0	0	6	42.0	43	19	14	2	0	11	0	44	1	0
2013	Tennessee	0	2	0.83	16	0	0	0	2	21.2	24	8	2	0	1	6	1	13	0	0
	Iowa	1	4	3.24	38	0	0	0	20	41.2	38	15	15	4	1	9	2	45	2	1
2014	CHICAGO (NL)	2	3	4.15	61	0	0	0	0	56.1	58	29	26	2	2	19	4	31	0	0
	Iowa	0	0	3.38	7	0	0	0	3	8.0	10	4	3	0	0	3	0	4	0	0
	AZL Cubs	0	0	0.00	1	0	0	0	0	1.0	0	0	0	0	0	0	0	0	0	0
2015	CHICAGO (NL)	1	2	7.36	10	0	0	0	0	7.1	12	6	6	2	0	2	0	4	0	0
	Iowa	2	3	1.61	45	0	0	0	23	44.2	41	11	8	1	1	26	1	35	1	0
2016	Albuquerque	1	2	3.64	36	0	0	0	8	42.0	42	19	17	2	1	21	2	43	4	0
2017	Seibu (Japan)	1	5	2.83	64	0	0	0	0	63.2	58	22	20	1	0	29	1	23	1	1
2018	Oklahoma City	7	2	3.36	58	0	0	0	21	67.0	66	31	25	2	3	26	2	46	5	1
2019	Las Vegas	4	1	4.64	35	1	0	0	11	42.2	51	25	22	6	1	11	0	31	3	0
	OAKLAND	0	0	3.72	6	0	0	0	0	9.2	12	4	4	0	0	4	0	6	1	0
2020		(Minor League Season Canceled — Did Not Pitch)																		
<b>Major League Totals</b>		<b>3</b>	<b>6</b>	<b>5.20</b>	<b>84</b>	<b>0</b>	<b>0</b>	<b>0</b>	<b>0</b>	<b>81.1</b>	<b>100</b>	<b>50</b>	<b>47</b>	<b>6</b>	<b>3</b>	<b>30</b>	<b>5</b>	<b>48</b>	<b>1</b>	<b>0</b>
<b>Minor League Totals</b>		<b>25</b>	<b>32</b>	<b>3.10</b>	<b>440</b>	<b>1</b>	<b>0</b>	<b>0</b>	<b>144</b>	<b>527.2</b>	<b>525</b>	<b>223</b>	<b>182</b>	<b>32</b>	<b>13</b>	<b>190</b>	<b>15</b>	<b>462</b>	<b>23</b>	<b>3</b>

## CAREER TRANSACTIONS

**2005** — Selected by the Los Angeles Angels organization in the 34th round of the First-Year Player Draft; did not sign. **2007** — Selected by the Philadelphia Phillies organization in the 16th round of the First-Year Player Draft. **2008** — Traded to the Chicago Cubs for pitcher Scott Eyre, August 7. **2010** — On the disabled list, July 3 to 22; included rehabilitation assignment to Iowa, July 17 to 22. **2011** — On the disabled list, March 22 to September 28. **2014** — On the disabled list, August 9 to 23; included rehabilitation assignment to Arizona Cubs, August 21 to 22, and Iowa, August 23. **2015** — Elected free agency, October 14; signed by the Colorado Rockies to a minor league contract, November 18. **2016** — Released, October 25. **2018** — Signed by the Los Angeles Dodgers to a minor league contract, February 15. Elected free agency, November 2; signed by the Oakland Athletics to a minor league contract, November 14. **2019** — Elected free agency, September 30; re-signed by the Oakland Athletics to a minor league contract, November 7.

## SCHLITTER'S CAREER BESTS

**Low Hit Complete Game:** None  
**Innings Pitched:** 3.0, July 22, 2019 at Houston  
**Strikeouts:** 3 (twice), last: July 22, 2019 at Houston  
**Pitches:** 52, July 22, 2019 at Houston  
**Longest Winning Streak:** 2, May 3 to 8, 2014  
**Longest Losing Streak:** 5, May 10, 2014 to April 23, 2015  
**Longest Scoreless Streak:** 15.1, May 12 to June 6, 2014

## INFIELDER

Height/Weight: 6-1 / 220

Bats/Throws: Right / Right

Birthdate: June 29, 1992

Opening Day Age: 28

Birthplace/Resides: Livingston, New Jersey / Livingston, New Jersey

Major League Service: 15 days

Obtained: Signed to a minor league contract, November 10, 2020

Contract Status: First year of a one-year contract through 2021

 [Updated Stats](#)

## NON-ROSTER INVITEE

## CAREER HIGHLIGHTS

Was originally selected by Kansas City in the 18th round of the 2013 First-Year Player Draft and spent the first six-plus seasons of his professional career in the Royals organization...made his Major League debut in 2019 as he was on the Opening Day roster...went 1-for-15 in six games...was released in May of that season and signed a minor league deal with Detroit...is a .285 career hitter with 118 home runs and 499 RBI in 788 games in seven seasons in the minors...has played in 464 games at first base, 69 at catcher, two in right field, one in left field and has also pitched once...named the George Brett Minor League Hitter of the Year in 2017.

## 2020 HIGHLIGHTS

Was a non-roster invitee with Detroit and hit .238 with two home runs and five RBI in 12 Spring Training games for the Tigers...was added to the 60-man player pool on June 29 but did not play in 2020.

## CAREER

**2019**—Began the season with the Kansas City Royals before being signed by the Tigers as a minor league free agent on May 28...made his Major League debut on Opening Day vs. Chicago (AL), and went 0-for-4...picked up the first hit of his big league career on April 6 at Detroit with a seventh inning single off Daniel Norris...was optioned to Triple-A Omaha April 11...was sidelined from May 6-14 with a left oblique muscle strain...was designated for assignment May 14, released May 18 and signed a minor league deal with Detroit May 28...hit safely in 13 consecutive games from August 3-17, hitting .370 with four doubles, six home runs and 18 RBI...finished the month of August batting .349 with seven doubles, nine home runs and 33 RBI.

**2018**—Played in a career-high 134 games with Triple-A Omaha in 2018...named Omaha's Player of the Year for the second straight season and was selected to the Pacific Coast League Midseason All-Star team...was also tabbed an organization All-Star by MiLB.com...ranked second in the PCL with 38 doubles, 63 extra-base hits and 258 total bases, while he was third with 146 hits, tied for fourth with 93 RBI and tied for seventh with 24 home runs...his 38 doubles set an Omaha single-season record, passing Steve Hammond (1983) and Clint Robinson (2012), who each had 37...did not commit an error in 514 chances at first base...no other Triple-A first baseman played error free with more than 400 chances...belted a pair of home runs on June 1 at Oklahoma City...recorded a 20-game hitting streak from July 22-August 13, batting .388 with 12 doubles, six home runs and 16 RBI...hit .328 with 15 doubles, five home runs and 21 RBI over a 33-game stretch from Aug. 1-Sept. 3...played for Estrellas de Oriente in the Dominican Winter League following the season, and hit .235 with four doubles, two home runs and 17 RBI.

**2017**—Named the George Brett Minor League Hitter of the Year as well as Triple-A Omaha's Player of the Year...selected as an organization All-Star by MiLB.com...led all Royals minor league players with 43 doubles and 97 RBI, while he was second with 23 homers...from the time of his promotion to Triple-A on May 18 until the end of the season, he led the Pacific Coast League with 30 doubles, was tied for the league lead with 126 hits, ranked second with 207 total bases and tied for fifth with 47 extra-base hits...opened the season with Double-A Northwest Arkansas,

and hit .388 with seven doubles, four home runs and 18 RBI in 20 games during April...hit a grand slam on July 16 vs. Nashville and August 16 vs. Oklahoma City...joined Adalberto Mondesi as the only Storm Chasers to hit multiple grand slams during the season...closed the season by hitting safely in 47 of his final 50 games, batting .396 with 17 doubles, 14 home runs and 53 RBI...had an 18-game hitting streak from July 15-Aug. 1, which matched the longest of the year by an Omaha player...hit .317 with nine doubles, three home runs and 21 RBI in 30 games with Estrellas de Oriente in the Dominican Winter League.

**2016**—Played in 120 games with Double-A Northwest Arkansas...named to the Texas League Midseason All-Star Team...ranked sixth in the TL with 203 total bases, tied for sixth with 20 home runs, eighth with 68 RBI and 10th with a .446 slugging percentage...hit .327 with one double, four home runs and 11 RBI in 15 games during April...blasted a pair of home runs on June 1 vs. San Antonio...added a second multi-homer game on June 24 at Tulsa...was selected TL Player of the Week for the week ending June 26 after hitting .417 with two doubles, three home runs and five RBI...recorded a 10-game hitting streak from Aug. 21-31, batting .409 with three doubles and three RBI.

**2015**—Split the season between Single-A Wilmington and Double-A Northwest Arkansas...tied for seventh in the Carolina League with 28 doubles.

**2014**—Spent most of the season with Single-A Lexington, where he was named the team’s Player of the Year...selected to the South Atlantic League Midseason All-Star team...ranked third in the SAL with a .515 slugging percentage, fourth with 20 home runs, tied for fourth with 51 extra-base hits and ninth with 209 total bases...named SAL Player of the Week for the week ending June 1 after hitting .414 with three doubles, six home runs and 16 RBI in seven games...compiled a 13-game hitting streak from June 21-July 3, batting .365 with five doubles, one triple, two home runs and eight RBI...went 5-for-8 with two runs scored, a home run and two RBI on July 9 at Hickory...hit .351 with six doubles, one triple, three home runs and 13 RBI in 22 games in July.

**2013**—Completed his first professional season, spending the entire year with Rookie-level Idaho Falls...ranked sixth in the Pioneer League with 78 hits...hit a pair of home runs on June 26 at Orem...played in 23 games during July, hitting .348 with six doubles, one triple, one home run and 17 RBI...had a season-high four hits and three runs scored on August 10 at Grand Junction.

### PERSONAL/MISCELLANEOUS

Frank J. Schwindel...is married, Katherine...attended St. John’s University, where he earned ABCA All-Northeast Region honors and was a second team All-Big East selection as a junior in 2013...collected all-tournament team honors at both the Big East Championship and NCAA Chapel Hill Regional in 2012.

### LIFETIME PLAYING RECORD

Year	Club	AVG.	G	AB	R	H	2B	3B	HR	RBI	SH	SF	HP	BB	SO	SB	CS	OBP	SLG	E
2013	Idaho Falls	.300	64	260	41	78	14	1	6	42	1	2	6	9	24	0	2	.336	.431	3
2014	Lexington	.286	102	406	48	116	29	2	20	70	0	4	1	17	68	0	1	.313	.515	6
	Wilmington	.241	16	58	6	14	3	0	2	5	0	0	1	2	12	0	0	.279	.397	2
2015	Wilmington	.277	73	274	30	76	28	1	3	32	1	2	4	12	52	0	1	.315	.420	4
	NW Arkansas	.212	50	170	14	36	7	0	4	22	0	1	1	2	37	0	1	.224	.324	4
2016	NW Arkansas	.270	120	455	57	123	20	0	20	68	0	7	5	18	86	1	1	.301	.446	5
2017	NW Arkansas	.350	34	137	17	48	13	0	6	25	0	3	1	6	17	0	0	.374	.577	0
	Omaha	.321	99	392	51	126	30	0	17	72	0	2	2	10	68	0	1	.340	.528	2
2018	Omaha	.286	134	510	65	146	38	1	24	93	0	5	7	34	71	2	2	.336	.506	0
2019	Lakeland	.455	3	11	2	5	1	0	1	4	0	0	0	0	1	0	0	.455	.818	0
	Erie	.257	46	171	21	44	8	0	5	23	0	3	3	11	27	0	0	.309	.392	0
	Omaha	.186	19	70	8	13	4	0	1	10	0	1	1	4	13	0	1	.237	.286	2
	Toledo	.327	28	113	21	37	7	0	9	33	0	0	0	6	19	0	0	.361	.628	2
	KANSAS CITY	.067	6	15	0	1	0	0	0	0	0	0	0	2	0	0	0	.067	.067	1
2020																				
		(Minor League Season Canceled — Did Not Play)																		
	Major League Totals	.067	6	15	0	1	0	0	0	0	0	0	0	0	2	0	0	.067	.067	1
	Minor League Totals	.285	788	3027	381	862	202	5	118	499	2	30	32	131	495	3	10	.318	.472	30

## LIFETIME PITCHING RECORD

Year	Club	W	L	ERA	G	GS	CG	SHO	SV	IP	H	R	ER	HR	HB	BB	IBB	SO	WP	BK
2019	Toledo	0	0	0.00	1	0	0	0	0	1.0	0	0	0	0	1	1	0	0	0	0

## CAREER TRANSACTIONS

**2013** — Selected by the Kansas City Royals in the 18th round of the First-Year Player Draft. **2019** — Released, May 18; signed by the Detroit Tigers to a minor league contract, May 28. **2020** — Elected free agency, November 1; signed by the Oakland Athletics to a minor league contract, November 10

## SCHWINDEL'S CAREER BESTS

Hits: 1, April 6, 2019 at Detroit

Home Runs: None

Runs Batted In: None

Stolen Bases: None

Hitting Streak: 1, April 6, 2019

Hitless Streak (At Bats): 7 (twice), last: April 8, 2019 to present

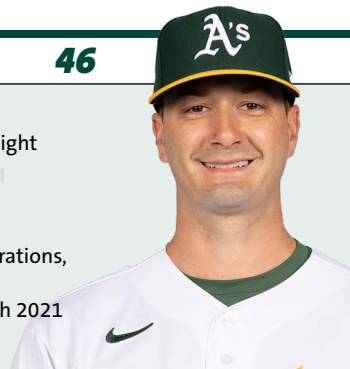
Game Ending RBI: None

Grand Slams: None

Pinch-Hit Home Runs: None

Inside-The-Park Home Runs: None

Lead Off Home Runs: None

**RIGHT-HANDED PITCHER****Height/Weight:** 6-4 / 225**Bats/Throws:** Right / Right**Birthdate:** April 12, 1990**Opening Day Age:** 30**Birthplace/Resides:** San Antonio, Texas / Tampa Florida**Major League Service:** 3 years, 95 days**Obtained:** Acquired from San Francisco for cash considerations, February 15, 2020**Contract Status:** First year of a one-year contract through 2021 [Updated Stats](#)**CAREER HIGHLIGHTS**

Has pitched for five teams in four seasons in the majors and is 4-10 with a save and a 6.22 ERA in 71 games, including 13 starts...made his debut with San Diego in 2013, spent the entire 2018 season with Kansas City, pitched for Milwaukee and San Francisco in 2019 and Oakland in 2020... is 27-18 with a 3.25 ERA in 79 games, including 75 starts, as a minor leaguer...made just two starts in 2014 due to right elbow tendinitis and then missed the entire 2015 and 2016 seasons following April 7, 2015 "Tommy John" surgery...pitched for Surprise in the Arizona Fall League in 2014 and 2017.

**2020 HIGHLIGHTS**

Was acquired from San Francisco just prior to the start of Spring Training and made the A's Opening Day roster...was 2-0 with a save, a 2.25 ERA and .163 opponents batting average in six relief appearances before his season was cut short in mid-August with a forearm injury...walked just one batter in 12.0 innings for a .163 opponents on-base percentage...struck out 13 (9.75 per nine innings)...his opponents batting average broke down to .133 (4-for-30) against right-handed hitters compared to .231 (3-for-13) against left-handers...yielded all three of his extra base hits to righties (two doubles, one home run) but issued his only walk to a lefty...allowed a .083 average with two outs...stranded his only inherited runner...first batters faced were 1-for-6 (.167) with a double...did not allow a run over his first five games and 10.1 innings, all against the American League...then surrendered three runs in 1.2 innings against his former team, San Francisco, on Aug. 15...tossed at least one inning in each of his six appearances, including two or more three times.

**OAKLAND:** Made his A's debut on Opening Day, July 24 against Los Angeles (AL)...tossed a scoreless 10th inning and picked up the win in the first game in Major League history to start extra innings with a runner on second base...also won his next outing with two scoreless innings of relief against the Angels on July 27...logged a season-high 3.1 scoreless innings Aug. 5 against Texas and retired all 10 batters that he faced...is the first A's reliever to toss at least 3.1 innings and not allow a baserunner since Zach Neal on Sept. 30, 2016 against Seattle (5.0 ip)...then pitched 3.0 scoreless innings in his next outing Aug. 9 against Houston for his first career save...allowed just one base runner, a Reddick single in the eighth inning that snapped a streak of 17 consecutive batters retired...struck out four batters in each of those two outings, matching his career-best as a reliever...extended his season-opening scoreless streak to 11.1 innings with a scoreless sixth inning on Aug. 15 at San Francisco but then allowed a three-run home run to Ruf in the seventh inning...it snapped a 12.1-inning scoreless streak dating back to Sept. 29, 2019...was placed on the 10-day injured list the next day with a strained right forearm and missed the remainder of the season...was transferred to the 45-day day IL on Aug. 26.

**CAREER**

**2019**—Spent most of the season in the Milwaukee organization and was 0-1 with a 7.82 ERA in seven relief appearances over four stints with the Brewers...was claimed off waivers by San Francisco on Aug. 12 and had no decisions and a 2.08 ERA in 10 relief appearances during a September call-up with San Francisco...combined for a 5.48 ERA and .289 opponents batting average in 17 relief appearances overall...struck out 20 batters in 21.1 innings but also walked 14 for a

.390 opponents on-base percentage...his opponents batting average broke down to .275 against right-handed hitters compared to .308 against left-handers...had a .776 OPS against righties, .962 against lefties...allowed 1-of-7 (14.3%) inherited runners to score but first batters faced were 6-for-15 (.400) with two walks (.471 on-base percentage)...was selected by Milwaukee on May 5 and compiled a 1.59 ERA in three relief appearances before he was optioned back to San Antonio May 11...did not allow a run in his first two outings (2.1 ip)...then struck out four in 3.1 innings May 11 at Chicago (NL), matching his career high as a reliever...also walked three...returned for his second stint July 6, allowing five runs on six hits in 2.0 innings that day at Pittsburgh, and was sent back to Triple-A San Antonio following the game...pitched twice during his third stay from July 15 to 19 and did not allow a run in 3.0 innings (1 h, 4 bb)...was recalled for his final stint July 22 and allowed five runs on six hits in 2.0 innings the next day against Cincinnati before he was optioned to San Antonio following the game...was designated for assignment Aug. 9 and claimed off waivers by San Francisco Aug. 12...was assigned to Triple-A Sacramento before being called up by San Francisco in September...compiled a 2.08 ERA in 10 appearances over the final month of the season...did not allow a run over his first four games (3.2 ip) and did not yield an earned run over his first eight (6.1 ip)...began the season at San Antonio where he went 6-3 with a 2.33 ERA in 15 starts...was also 1-1 with a 4.20 ERA in three games (two starts) with Sacramento...combined for a 7-4 record and a 2.63 ERA in 18 games (17 starts) at the Triple-A level...struck out 103 batters in 92.1 innings, an average of 10.04 per nine innings...however, walked a minor league career-high 46 (4.48 per nine innings)...surrendered just seven home runs (0.68 per nine innings)...held the opposition to a .198 batting average, including .197 against right-handed hitters compared to .199 against left-handers...opponents batted .205 with runners in scoring position and were 0-for-5 with the bases loaded...yielded a .161 batting average and .247 on-base percentage to batters leading off an inning...was 5-1 with a 1.89 ERA in nine starts at home for San Antonio compared to 2-3 with a 3.43 ERA in nine games in all other ballparks...tossed 5.0 scoreless innings in his first start April 8 at Oklahoma City but walked a minor league career-high tying five and had a no decision in a 5-4 loss...then won each of his next three starts, including back-to-back scoreless outings on April 20 at Nashville (5.0 ip) and April 25 against Oklahoma City (5.1 ip)...surrendered just one run in 21.1 innings in his four April starts and was 3-0 with a 0.42 ERA and .130 opponents batting average...was 3-1 with a 1.37 ERA in five starts when he was selected by Milwaukee May 5...returned to the Missions May 20...won three straight starts from June 13 to 27, allowing just two runs in 16.0 innings (1.13 ERA)...struck out a season-high 10 batters in 5.0 innings June 13 against Tacoma, his fourth career 10-strikeout game as a minor leaguer...combined with three relievers on a one-hit shutout in a 3-0 win at San Antonio on June 27...tossed a season-high tying 6.0 scoreless innings (also April 13 vs. Nashville and July 2 vs. Iowa)...was designated for assignment Aug. 9, claimed off waivers by San Francisco Aug. 12, and assigned to Sacramento...made his only relief appearance Aug. 20 against Albuquerque and picked up the win (5.0 ip, 4 h, 2 r, 2 er, 4 bb, 6 so)...combined with San Antonio and Sacramento to go 1-1 with a 2.92 ERA in five games, four starts, in August.

**2018**—The Rule 5 selection spent the entire season in the majors with Kansas City, going 1-6 with a 6.92 ERA in 38 games, including six starts...struck out 77 batters in 78.0 innings, but walked 40...allowed a .292 opponents batting average, which broke down to .261 against right-handed hitters compared to .327 against left-handers...yielded a .186 batting average with two strikes...was 1-4 with a 9.67 ERA in his six starts, 0-2 with a 5.82 ERA in 32 relief appearances...first batters faced were 6-for-28 (.214) with two walks (.250 on-base percentage) but he allowed 10-of-20 (50%) inherited runners to score...allowed a run in his first outing but then had a 6.2-inning scoreless streak from April 10 to 21...posted a 2.70 ERA and .182 opponents batting average in seven relief appearances in April...had six consecutive scoreless relief appearances from June 19 to July 6 as part of an 11.0-inning scoreless streak from June 19 to July 11...had his first start July 11 at Minnesota and made all six of his starts from July 11 to Aug. 10...was credited with his lone win July 24 against Detroit when he allowed two runs on one hit in 6.1 innings...yielded a career-high tying six runs in 5.0 innings in an 8-2 loss at Minnesota Aug. 4.

**2017**—Returned from nearly a three-year absence, appearing in 13 games (12 starts) in the Tampa Bay Rays minor league system...posted a 5-3 record with a 2.40 ERA while holding the opposition to a .198 average combined between his three stops...made his season debut on June 26, working the first 3.0 innings in a 3-2 loss to the GCL Red Sox...it marked his first professional out-

ing since April 12, 2014 with Triple-A El Paso...recorded the win in his first outing with Charlotte, tossing 4.0 scoreless innings of relief in a 7-0 triumph over Tampa...it was his first victory since Sept. 15, 2013, with San Diego, 4-0 at Atlanta...fanned a season-high nine hitters in 6.0 shutout innings at Jupiter on Aug. 16, his final outing with the Stone Crabs...made two postseason starts with Durham, going 0-1 with a 4.32 ERA...suffered a 5-0 loss to Indianapolis in Game 3 of the International League finals and took a no-decision in Game 4 of the league's Governor's Cup Series vs. Scranton/Wilkes-Barre...also made six starts with Surprise in the Arizona Fall League, going 1-2 with a 3.98 ERA and holding opponents to a .176 average.

**2016**—Missed the entire season for the second consecutive year as he continued his rehab from April 7, 2015 “Tommy John” surgery.

**2015**—Missed the entire season following April 7, 2015 “Tommy John” surgery...the surgery was performed by Dr. James Andrews.

**2014**—Made a pair of starts with Triple-A El Paso before suffering a season-ending injury (right forearm strain)...made nine relief appearances in the Arizona Fall League with Surprise, going 3-0 with a 5.52 ERA...was an AFL “Rising Star.”

**2013**—Became the Padres first 2011 draft pick to reach the Majors, debuting on May 11, 2013 at Tampa Bay...prior to the 2013 season, had not appeared in a game above Single-A...in his debut at Tropicana Field (May 11), he retired the side in order in the first, which included a pair of strikeouts...however, he faced seven hitters in the second inning and did not record an out, allowing a two-run homer to James Loney...had three other stints in the with San Diego, before earning a September call-up...posted a 3.80 ERA with 31 strikeouts over his four September outings...earned his first big league victory on Sept. 15, 2013, at Atlanta, 4-0...tossed 7.0 scoreless frames, allowing three hits, while recording 10 strikeouts...became the third rookie pitcher in Padres history to toss 7.0 shutout frames and collect 10 strikeouts in the same contest.

**2012**—Spent entire season with Single-A Lake Elsinore, going 9-6 with a 3.85 ERA in 26 games, all starts...tied for fifth in the California League in strikeouts (137), ranked seventh in ERA and tied for eighth in victories...took a no-hitter into the eighth inning vs. Rancho Cucamonga (Dodgers) on April 28, before allowing a double to start the frame...finished with a career-best 13 strikeouts in a 4-1 victory.

**2011**—Made his professional debut with the Padres affiliate in the Arizona Rookie League and had a save and a 4.50 ERA in two relief appearances.

## PERSONAL/MISCELLANEOUS

Burch Taylor Smith was originally signed by Padres scout by Lane Decker...graduated from Robert E. Lee (TX) High School, where he was a 2008 All-East Texas selection after not making the team as a freshman...attended Howard Junior College for two years before transferring to the University of Oklahoma, where he played one year...helped lead Howard to the 2009 NJCAA championship and a 63-1 record, which included a 57-game winning streak...younger brother, Blake, was a pitcher in the Angels organization (2016-18)...received pitching lessons from former Major Leaguer Pat Mahomes while in Little League.



## LIFETIME PITCHING RECORD

Year	Club	W	L	ERA	G	GS	CG	SHO	SV	IP	H	R	ER	HR	HB	BB	IBB	SO	WP	BK
2011	AZL Padres	0	0	4.50	2	0	0	0	1	2.0	3	2	1	0	0	1	0	4	1	0
2012	Lake Elsinore	9	6	3.85	26	26	0	0	0	128.2	127	62	55	11	7	27	1	137	4	0
2013	San Antonio	1	2	1.15	6	6	0	0	0	31.1	17	8	4	1	2	6	0	37	1	0
	Tucson	5	1	3.39	12	12	0	0	0	61.0	56	24	23	4	1	17	0	65	3	0
	SAN DIEGO	1	3	6.44	10	7	0	0	0	36.1	39	26	26	9	0	21	1	46	0	0
2014	EL Paso	0	2	18.56	2	2	0	0	0	5.1	13	11	11	2	0	5	0	3	0	0
2015	TAMPA BAY									(Injured — Did Not Pitch)										
2016	Durham									(Injured — Did Not Pitch)										
2017	GCL Rays	0	1	6.00	1	1	0	0	0	3.0	4	2	2	0	0	0	0	4	0	0
	Charlotte	3	1	2.43	9	8	0	0	0	37.0	26	12	10	1	4	20	0	33	1	0
	Durham	2	1	1.65	3	3	0	0	0	16.1	9	3	3	2	0	4	0	19	2	0
2018	KANSAS CITY	1	6	6.92	38	6	0	0	0	78.0	90	60	60	15	4	40	2	77	0	1
2019	San Antonio	6	3	2.33	15	15	0	0	0	77.1	49	22	20	6	6	37	0	85	2	1
	MILWAUKEE	0	1	7.82	7	0	0	0	0	12.2	16	11	11	3	1	10	2	14	1	0
	Sacramento	1	1	4.20	3	2	0	0	0	15.0	16	12	7	1	2	9	0	18	1	0
	SAN FRANCISCO	0	0	2.08	10	0	0	0	0	8.2	10	3	2	0	0	4	0	6	0	0
2020	OAKLAND	2	0	2.25	6	0	0	0	1	12.0	7	3	3	1	0	1	0	13	0	0
<b>Major League Totals</b>		<b>4</b>	<b>10</b>	<b>6.22</b>	<b>71</b>	<b>13</b>	<b>0</b>	<b>0</b>	<b>1</b>	<b>147.2</b>	<b>162</b>	<b>103</b>	<b>102</b>	<b>28</b>	<b>5</b>	<b>76</b>	<b>5</b>	<b>156</b>	<b>1</b>	<b>1</b>
<b>Minor League Totals</b>		<b>27</b>	<b>18</b>	<b>3.25</b>	<b>79</b>	<b>75</b>	<b>0</b>	<b>0</b>	<b>1</b>	<b>377.0</b>	<b>320</b>	<b>158</b>	<b>136</b>	<b>28</b>	<b>22</b>	<b>126</b>	<b>1</b>	<b>405</b>	<b>15</b>	<b>1</b>

## CAREER TRANSACTIONS

**2009** — Selected by the Cleveland Indians in the 49th round of the First-Year Player Draft; did not sign. **2010** — Selected by Cleveland in the 20th round of the First-Year Player Draft; did not sign. **2011** — Selected by the San Diego Padres in the 14th round of the First-Year Player Draft. **2014** — Traded to the Tampa Bay Rays with catcher René Rivera and infielder Jake Bauers as part of a three-team trade in which the Washington Nationals sent pitcher Travis Ott and outfielder Steven Souza Jr. to Tampa Bay, Tampa Bay sent pitchers José Castillo and Gerardo Reyes, catcher Ryan Hanigan and outfielder Wil Myers to San Diego and San Diego sent pitcher Joe Ross and a player to be named later to Washington, December 14. **2015** — On the disabled list, April 8 to November 5. **2017** — Selected by the New York Mets in the Major League Rule 5 draft and traded to the Kansas City Royals cash considerations, December 14. **2018** — Elected free agency, November 30. **2019** — Signed by the Milwaukee Brewers to a minor league contract, January 11. Claimed off waivers by the San Francisco Giants, August 12. **2020** — Traded to the Oakland Athletics for cash considerations, February 15. On the injured list, August 16 to October 27.

## SMITH'S CAREER BESTS

**Low Hit Complete Game:** None

**Innings Pitched:** 7.0, September 15, 2013 at Atlanta. As reliever: 4.0, July 6, 2018 vs. Boston

**Strikeouts:** 10, September 15, 2013 at Atlanta. As reliever: 4 (six times), last: August 9, 2020 vs. Houston

**Pitches:** 106, September 27, 2013 at San Francisco. As reliever: 62, July 6, 2019 at Pittsburgh

**Longest Winning Streak:** 2, July 24, 2020 to present

**Longest Losing Streak:** 6, July 29, 2018 to May 11, 2019

**Longest Scoreless Streak:** 14.0, September 6 to 21, 2013

# TYLER SODERSTROM

77



## CATCHER

**Height/Weight:** 6-2 / 200

**Bats/Throws:** Left / Right

**Birthdate:** November 24, 2001

**Opening Day Age:** 19

**Birthplace/Resides:** Turlock, California / Turlock, California

**Major League Service:** None

**Obtained:** Selected in the 1st round (26th selection overall) of the 2020 First-Year Player Draft

**Contract Status:** First year of a one-year contract through 2021

 [Updated Stats](#)

## NON-ROSTER INVITEE

### CAREER HIGHLIGHTS

Was the A's first round selection in the 2020 First-Year Player draft out of Turlock High School but did not play as the minor league season was canceled...was ranked as the A's number one prospect by *Baseball America* following the 2020 season.

### 2020 HIGHLIGHTS

Was the A's first round selection and the 26th pick overall in the 2020 First-Year Player draft... signed on June 29 and was added to Oakland's 60-man player pool on July 11...did not play in 2020...was rated as the A's number one prospect by *Baseball America* following the 2020 season... was tabbed as third best by MLB.com.

### PERSONAL/MISCELLANEOUS

Tyler Christian Soderstrom was originally signed by A's scout Kevin Mello...graduated from Turlock (Calif.) High School in 2020...was the Gatorade California Baseball Player of the Year for 2019-20...had a .373 career average in 82 games for the Bulldogs...was ranked as the No. 7 high school prospect by *Baseball America* prior to the draft...is the son of Steve Soderstrom, who was San Francisco's first round pick in 1993, making them the 10th father and son duo to be selected in the first round...his dad pitched professionally for seven seasons, including three starts with the Giants in 1996.


## LIFETIME PLAYING RECORD

Year	Club	AVG.	G	AB	R	H	2B	3B	HR	RBI	SH	SF	HP	BB	SO	SB	CS	OBP	SLG	E
2020																				

(Minor League Season Canceled — Did Not Play)

## CAREER TRANSACTIONS

2020 — Selected by the Oakland Athletics in the 1st round (26th selection overall) of the First-Year Player Draft.

**RIGHT-HANDED PITCHER****Height/Weight:** 6-5 / 268**Bats/Throws:** Right / Right**Birthdate:** May 31, 1996**Opening Day Age:** 24**Birthplace/Resides:** Bryan, Texas / La Grange, Texas**Major League Service:** 3 days**Obtained:** Signed to a minor league contract, November 16, 2020**Contract Status:** First year of a one-year contract through 2021 [Updated Stats](#)**NON-ROSTER INVITEE****CAREER HIGHLIGHTS**

Is 30-28 with a 3.48 ERA and .233 opponents batting average in 106 games, including 92 starts, in the minors with Pittsburgh (2014-15) and Milwaukee (2016-20)...was originally selected by the Pirates as a Competitive Balance Round B pick in the 2014 draft and was traded to the Brewers organization following the 2015 season...was named Southern League Most Outstanding Pitcher in 2019 for Biloxi after leading the league in ERA (2.20) and opponents batting average (.192) while tying for the lead in wins (11).

**2020 HIGHLIGHTS**

Did not allow an earned run in three Spring Training appearances with Milwaukee (3.0 ip, 4 h, 4 r, 1 bb, 3 so) before he was optioned to Triple-A San Antonio March 9...was added to the Brewers 60-man player pool July 9...was recalled by Milwaukee Aug. 31 but did not pitch and was optioned following the game...was designated for assignment Sept. 14 and outrighted to the San Antonio roster Sept. 16.

**CAREER**

**2019**—Went 12-6 with a 3.60 ERA in 27 starts between Double-A Biloxi and Triple-A San Antonio...began the season at Biloxi, where he went 11-4 with a 2.20 ERA in 20 starts...was named Southern League Most Outstanding Pitcher...was a SL Midseason and Postseason All-Star...led the Southern League in ERA (2.20), opponents batting average (.192) and WHIP (0.87) and tied for the league lead in wins (11)...ranked eighth in innings pitched (122.2)...was named SL Pitcher of the Week twice: April 15-21 and July 15-21...was promoted to San Antonio on July 26 where he went 1-2 with a 9.30 ERA in seven starts.

**2018**—Went 8-7 with a 2.48 ERA in 25 starts between Single-A Carolina and Double-A Biloxi...his 2.48 ERA and 123 strikeouts ranked second in the Brewers organization...held opponents to a .223 batting average...began the season at Carolina, where he went 2-1 with a 1.76 ERA in nine starts...was a Carolina League All-Star...was promoted to Biloxi on May 26 and went 6-6 with a 2.91 ERA in 16 starts...went 0-6 with a 5.22 ERA over his first eight starts, and 6-0 with a 0.96 ERA over his last eight starts...was Southern League Pitcher of the Week for July 23-29, going 1-0 with a 1.38 ERA in two starts (13.0 ip, 8 h, 4 r, 2 er, 3 bb, 12 so)...did not allow an earned run in his last three starts, surrendering just an unearned run in 18.0 innings...was added to the 40-man roster on Nov. 20.

**2017**—Went 5-6 with a 3.57 ERA and one save in 23 games (18 starts) between Single-A Wisconsin and Single-A Carolina...held opponents to a .212 batting average...began the season at Wisconsin and was promoted to Carolina on May 29.

**2016**—In his first season in the Brewers organization went 3-4 with a 3.24 ERA and one save in 15 games (eight starts) between Rookie Helena and Single-A Wisconsin...began the season at Helena and was promoted to Wisconsin July 10.

**2015**—Went 1-2 with a 6.6 ERA in eight starts with Rookie Bristol in his final season in the Pirates organization.

**2014**—Made his professional debut with the Pirates affiliate in the Gulf Coast League and was 1-3 with a 4.88 ERA in eight games, including six starts.

## PERSONAL/MISCELLANEOUS

Treyson Thomas Supak was originally signed by Pittsburgh scout Trevor Haley...graduated from La Grange (TX) High School, where he also played football and basketball...was the first player drafted from La Grange since pitcher Homer Bailey by Cincinnati in 2004...committed to the University of Houston prior to signing with Pittsburgh...his uncle, Jody, who was also a pitcher, was drafted by Detroit in 1987.

### LIFETIME PITCHING RECORD

Year	Club	W	L	ERA	G	GS	CG	SHO	SV	IP	H	R	ER	HR	HB	BB	IBB	SO	WP	BK
2014	GCL Pirates	1	3	4.88	8	6	0	0	0	24.0	27	13	13	4	3	11	0	21	1	0
2015	Bristol	1	2	6.67	8	8	0	0	0	28.1	35	22	21	2	2	5	0	23	3	1
2016	Helena	1	1	1.29	4	2	0	0	0	14.0	10	3	2	0	2	1	0	11	2	0
	Wisconsin	2	3	3.86	11	6	0	0	1	44.1	48	23	19	3	2	17	1	40	4	0
2017	Wisconsin	2	2	1.76	8	7	0	0	0	41.0	21	9	8	1	1	10	0	53	0	0
	Carolina	3	4	4.60	15	11	0	0	1	72.1	65	39	37	12	3	28	0	57	2	0
2018	Carolina	2	1	1.76	9	9	0	0	0	51.0	37	10	10	2	3	16	0	48	2	0
	Biloxi	6	6	2.91	16	16	0	0	0	86.2	74	36	28	4	2	28	2	75	2	2
2019	Biloxi	11	4	2.20	20	20	1	1	0	122.2	84	33	30	6	5	23	1	91	1	2
	San Antonio	1	2	9.30	7	7	0	0	0	30.0	41	31	31	6	5	9	0	27	1	0
2020		(Minor League Season Canceled — Did Not Pitch)																		
<b>Minor League Totals</b>		<b>30</b>	<b>28</b>	<b>3.48</b>	<b>106</b>	<b>92</b>	<b>1</b>	<b>1</b>	<b>2</b>	<b>514.1</b>	<b>442</b>	<b>219</b>	<b>199</b>	<b>40</b>	<b>28</b>	<b>148</b>	<b>4</b>	<b>446</b>	<b>18</b>	<b>5</b>


### CAREER TRANSACTIONS

**2014** — Selected by the Pittsburgh Pirates in the Competitive Balance Round B of the First-Year Player Draft.  
**2015** — Traded to the Milwaukee Brewers with minor league outfielder Keon Broxton for infielder Jason Rogers, December 17. **2020** — Elected free agency, November 1; signed by the Oakland Athletics to a minor league contract, November 16.

### RECENT NON-ROSTER INVITEES TO PLAY FOR OAKLAND

<b>2020:</b> Nate Orf, Jordan Weems	<b>2004:</b> Ramon Castro
<b>2019:</b> Nick Hundley, Corban Joseph, Brian Schlitter, Wei-Chung Wang	<b>2003:</b> Mike Edwards, Ron Gant, David McCarty, Adam Melhuse
<b>2018:</b> Jeremy Bleich, Nick Martini	<b>2002:</b> Jose Flores, Larry Sutton
<b>2017:</b> Michael Brady, Simon Castro, Jaff Decker, Ryan Lavarway, Josh Smith, Cesar Valdez	<b>2001:</b> Andy Abad, Erik Hiljus, Robin Jennings, Tom Wilson
<b>2016:</b> Matt McBride, Patrick Schuster, Chris Smith, Eric Surkamp	<b>2000:</b> Jon Ratliff, Rich Sauveur, Jeff Tam
<b>2015:</b> Carson Blair, Jason Pridie, Pat Venditte, Barry Zito	<b>1999:</b> John Jaha, Kevin Jarvis
<b>2014:</b> Sam Fuld	<b>1998:</b> Jim Dougherty, Gil Heredia, Kevin Mitchell, Jack Voigt
<b>2013:</b> Luke Montz	<b>1997:</b> Patrick Lennon, Richie Lewis, Dave Magadan, Mike Oquist
<b>2012:</b> Jim Miller, Brandon Moss, Evan Scribner	<b>1996:</b> Rafael Bournigal, Paul Fletcher, Buddy Groom, Torey Lovullo, Matt Stairs, Dave Telgheder
<b>2011:</b> Andy LaRoche, Jai Miller	<b>1994:</b> Geronimo Berroa, Steve Ontiveros, Ed Vosberg
<b>2010:</b> Cedrick Bowers	<b>1993:</b> Dale Sveum, Curt Young
<b>2009:</b> Kevin Cameron, Matt Carson	<b>1992:</b> Rich Gossage, Mike Kingery, Jeff Parrett
<b>2008:</b> Brooks Conrad, Kirk Saarloos, Mike Sweeney	<b>1991:</b> Brad Komminsk
<b>2007:</b> J.J. Furmaniak, Erasmo Ramirez	<b>1989:</b> Chris Bando, Billy Beane, Bill Dawley, Brian Snider
<b>2006:</b> Doug Clark, Randy Keisler	
<b>2005:</b> Hiram Bocachica, Jermaine Clark, Britt Reames	

*Note: List only includes players not with the A's organization the previous year*

**OUTFIELDER****Height/Weight:** 6-4 / 211**Birthdate:** October 8, 1994**Birthplace/Resides:** Colleyville, Texas / Colleyville, Texas**Major League Service:** None**Obtained:** Acquired from the Los Angeles Dodgers with Adam Kolarik for Sheldon Neuse and Gus Varland, February 12, 2021**Contract Status:** First year of a one-year contract through 2021[Updated Stats](#)**NON-ROSTER INVITEE****CAREER HIGHLIGHTS**

Batted .255 with 81 home runs and 278 RBI in four seasons in the Los Angeles Dodgers farm system...added 80 doubles and 21 triples for a .474 slugging percentage...started 178 games in right field, 133 in center field and 70 in left field...named to the California League Postseason All-Star Team in 2018...played for Glendale in the Arizona Fall League in 2018...was originally drafted by the Yankees in the 30th round in 2013 but attended the University of Oklahoma where he also played quarterback on the football team...was a 13th round selection of the Dodgers in 2016.

**2020 HIGHLIGHTS**

Was a non-roster invitee with Los Angeles (NL) and hit .318 with five home runs and 11 RBI in 12 games...tied for second in the Cactus League in home runs and tied for eighth in RBI...was added to the Dodgers 60-man player pool June 29 but did not play in 2020.

**CAREER**

**2019**—Spent the entire season in Double-A Tulsa, slashing .236/.308/.443 across a team leading 130 games, the second most games played in the Texas League...named to the TL Midseason All-Star Team...throughout the month of May, slashed .337/.402/.519 across 28 games, tallying 20 RBI on five doubles, a triple and four home runs...tallied a 10-game hitting streak from May 10-18, going 19-for-40 (.475) while batting in 10 runs on three homers, three doubles and a triple...tallied seven multi-hit games during the same streak...went 4-for-4 on April 17, homering three different times to tally five RBI in a 10-7 victory over Springfield...in day games, Thomas went 25-for-82 (.305) while adding up six extra-base hits, seven homers and 21 RBI...paced the Texas league with his 23 home runs, a career-high...ranked in the top three on Tulsa in home runs, batting average (3rd), RBI (1st, 76), on-base percentage (3rd), slugging percentage (2nd), walks (3rd, 46) and total bases (1st, 210)...went 9-for-38 (237) with two home runs and eight RBI in 10 postseason games.

**2018**—Played the entire season at Single-A Rancho Cucamonga, recording a slash line of .285/.355/.497 while crushing 19 long balls, 35 doubles and seven triples to total 87 RBI across 127 games, the fourth most in the league...named an MiLB.com Organizational All-Star after tallying career highs in doubles, triples, RBI and walks (48)...was also named to the California League Postseason All-Star Team...was honored as CL Player of the Week for the week of July 29 and Sept. 3...from July 22-29, went 10-for-32 (.313), with four home runs and 15 RBI...from Aug. 26-Sept. 3, went 15-for-36 (.417) with six doubles, two homers and 12 RBI...came up clutch when the bases were loaded, going 4-for-12 with three walks, two grand slams and 16 RBI...tallied an 11-game hitting streak from June 21-July 1, going 16-for-44 (.364) while scoring 11 runs and tallying three doubles, a triple, six home runs and 13 RBI...hit .333 with three doubles, a triple, two home runs and seven RBI in seven postseason games...following the season, hit .161 with four RBI in 18 games for Glendale in the Arizona Fall League.

**2017**—Spent the entire season with Single-A Great Lakes, finishing with a slash line of .222/.293/.409 across 121 games...boasted a solid June, slashing .306/.355/.541 across 22 games...added four home runs, 18 RBI and five walks to his stat sheet...paced the team and ranked fifth in the league with 20 homers...ranked in the top three on the team in runs (2nd, 59),

batting average (2nd), OBP (2nd), total bases (1st, 188) and RBI (1st, 65)...tallied a 13-game hitting streak from May 15-30, going 18-for-58 (.310) with four homers and eight RBI.

**2016**—In his first professional season, split his time between the AZL Dodgers and the Ogden Dodgers, slashing .297/.382/.621 across 59 games...with the AZL Dodgers, played seven games and was 11-for-22 (.500) with three home runs, six RBI, a .571 on-base percentage and 1.045 slugging percentage... in Ogden, slashed .276/.360/.576 across 52 games, crushing 16 home runs and tallying 44 RBI...awarded the MiLB Joe Bauman Home Run Award for a Short Season... played a total of 150.0 innings in the outfield and had a .957 fielding percentage while tallying 21 putouts and an assist...went 5-for-14 (.357) with three doubles in three postseason games for Ogden.

## PERSONAL/MISCELLANEOUS

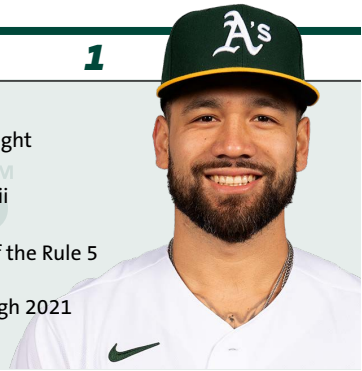
Cody Ryan Thomas...attended Colleyville Heritage High School (Colleyville, TX)...played football, throwing for a combined 83 touchdowns in his junior and senior seasons and was rated as a four star recruit...was drafted by the Yankees but did not sign and attended the University of Oklahoma...played both baseball and football for the Sooners.

### LIFETIME PLAYING RECORD

Year	Club	AVG.	G	AB	R	H	2B	3B	HR	RBI	SH	SF	HP	BB	SO	SB	CS	OBP	SLG	E
2016	GCL Dodgers	.500	7	22	10	11	1	1	3	6	0	1	2	3	3	1	0	.571	1.045	0
	Ogden	.276	52	210	41	58	9	3	16	0	1	0	10	18	84	9	3	.360	.576	3
2017	Great Lakes	.222	121	460	59	102	18	4	20	65	0	4	5	43	150	6	7	.293	.409	2
2018	Rancho Cucamonga	.285	127	499	82	142	35	7	19	87	0	3	8	48	163	5	2	.355	.497	5
2019	Tulsa	.236	130	474	77	112	17	6	23	76	0	6	6	46	144	5	3	.308	.443	2
2020																				
(Minor League Season Canceled — Did Not Play)																				
<b>Minor League Totals</b>		<b>.255</b>	<b>437</b>	<b>1665</b>	<b>269</b>	<b>425</b>	<b>80</b>	<b>21</b>	<b>81</b>	<b>278</b>	<b>0</b>	<b>15</b>	<b>31</b>	<b>158</b>	<b>544</b>	<b>26</b>	<b>15</b>	<b>.329</b>	<b>.474</b>	<b>12</b>

### CAREER TRANSACTIONS

**2013** — Selected by the New York Yankees in the 30th round of the First-Year Player Draft; did not sign. **2016** — Selected by the Los Angeles Dodgers in the 13th round of the First-Year Player Draft. **2021** — Traded to the Oakland Athletics with pitcher Adam Kolarek for infielder Sheldon Neuse and minor league pitcher Gus Varland, February 12.

**OUTFIELDER****Height/Weight:** 5-9 / 190**Bats/Throws:** Left / Right**Birthdate:** May 29, 1994**Opening Day Age:** 26**Birthplace/Resides:** Honolulu, Hawaii / Kane'ohe, Hawaii**Major League Service:** None**Obtained:** Selected from Cleveland in the first round of the Rule 5 draft, December 10, 2020**Contract Status:** First year of a one-year contract through 2021 [Updated Stats](#)**CAREER HIGHLIGHTS**

Was originally selected by Cleveland in the fifth round of the 2015 First-Year Player Draft and hit .270 with 49 home runs and 255 RBI in 473 games over five seasons in the Indians farm system... added 223 walks for a .360 on-base percentage...appeared in 164 games in left field, 149 in center field and 118 in right field...played for Glendale in the Arizona Fall League in 2017.

**2020 HIGHLIGHTS**

Was a non-roster invitee with Cleveland and batted .318 with three RBI in 14 games during Spring Training...was not added to the Indians 60-man player pool and did not play in 2020.

**CAREER**

**2019**—Led organizational hitters in RBI (86), total bases (255) and extra base hits (t-1st, 60) and was second in runs (83) while amassing professional career-highs in every offensive category... was named an Organization All-Star by milb.com...began the year in Double-A Akron and after hitting .185 in April he was named Eastern League Player of the Month for May, batting .333 (32-for-96) with six doubles, seven home runs and 14 RBI in 26 games...reached base safely in 27 straight games from May 21 to June 18 (.491 on-base percentage) and 26 straight from June 19 to July 18 (.443) on-base percentage and was on base in 53 of 54 games over that span...was promoted to Triple-A Columbus July 5...appeared in the Double-A All-Star Game...combined between the two stops he hit .323 in July...on the year vs. left-handed pitchers he batted .292 with seven home runs and 27 RBI...hit .305 with runners on base and .336 with runners in scoring position, including a .429 clip for Columbus...batted .382 with three doubles, three home runs, six RBI and eight runs scored in eight Triple-A postseason games for the International League champs.

**2018**—Spent the entire season at Double-A Akron where he batted a career-low .245 with 12 home runs and 64 RBI in 121 games...also had career lows in on-base percentage (.329), slugging (.399) and OPS (.728)...had a career high 10 hit by pitches...hit .260 against right-handed pitchers, .207 against left-handers...batted .205 with the bases empty, .282 with runners on...had a .306 average with runners in scoring position...started 53 games in center field, 33 in right field and 20 in left field...had nine assists in 108 games overall in the outfield...hit in every spot in the order except third...went 5-for-5 with two home runs, four RBI and four runs scored May 18 at Hartford...it was his first career two-homer game, his second five-hit game and the runs scored were a career high.


**2017**—Finished second on Lynchburg with 23 stolen bases (3rd in organization) and tied for the team lead with 65 RBI...was seventh in the Carolina League with 68 runs scored...hit .275 with two home runs and three RBI over 11 games with Glendale in Arizona Fall League.

**2016**—Appeared in 28 games for Lake County before enduring a left shoulder injury...underwent surgery on June 24 and missed remainder of the season.

**2015**—Batted .283 with three home runs and 29 RBI in 66 games in his professional debut with Mahoning Valley.





**RIGHT-HANDED PITCHER****Height/Weight:** 6-5 / 235**Bats/Throws:** Right / Right**Birthdate:** October 1, 1991**Opening Day Age:** 29**Birthplace/Resides:** Sellersville, Pennsylvania / Green Lane, Pennsylvania**Major League Service:** 2 years, 163 days**Obtained:** Selected in the 11th round of the 2013 First-Year Player Draft**Contract Status:** First year of a one-year contract through 2021 [Updated Stats](#)**CAREER HIGHLIGHTS**

Was the A's 11th round draft pick in 2013 and is 12-9 with four saves and a 3.95 ERA in 150 appearances over three seasons with the A's...made his Major League debut in 2018 when he tied for the lead among American League rookies in saves (4) and ranked second in games pitched (69)...is 30-27 with nine saves and a 3.93 ERA (185 er in 423.2 ip) in 170 games, including 45 starts, in six seasons in the minors...has allowed just 18 home runs (0.38 per nine innings).

**2020 HIGHLIGHTS**

Compiled a 3.86 ERA in 20 relief appearances and held the opposition to a career-low .193 batting average...issued 10 walks in 23.1 innings for a career-low .280 on-base percentage...struck out 26 for a career-best 10.03 strikeouts per nine innings...surrendered five runs over his first four games (9.00 ERA), no runs over a 10-game stretch from Aug. 11 to Sept. 12 (12.2 ip) and five runs over his final six games (7.94 ERA)...his opponents batting average broke down to .163 (8-for-49) against right-handed hitters compared to .235 (8-for-34) against left-handers...allowed four of his five extra base hits to lefties but issued seven of his 10 walks to righties...had a .492 OPS against righties, .768 against lefties...yielded a .125 average with the bases empty, a .286 average and all three of his home runs with runners on base...opponents hit .313 with runners in scoring position...allowed 4-of-8 (50.0%) inherited runners to score...first batters faced were 4-for-17 (.235) with three walks (.350 on-base percentage)...had a .232 average over his first 15 pitches in a game, .111 after that...his career splits are .248 over his first 15 pitches, .156 from the 16th pitch on...held the opposition to a .103 average with two strikes...did not allow a hit to the opponent's number six hitter (0-for-11)...compiled a 6.75 ERA and yielded one home run in nine appearances in Oakland, a 2.35 ERA with two home runs in 11 outings on the road...has surrendered 14 of his 18 career home runs on the road...had a 6.75 ERA in six outings on no days rest, a 3.00 ERA in his other 14 appearances...posted a 3.00 ERA and .118 opponents batting average in 13 outings against the American League West, a 5.40 ERA and .313 opponents average in seven games against the National League West...tossed at least one inning in 18 of his 20 appearances, including two or more four times.

**OAKLAND:** Allowed a season-high three runs on a season-high three hits in 1.0 innings in his second outing on July 28 against Colorado...surrendered five runs in 5.0 innings over his first four games through Aug. 10...then did not allow a run over his next 10 games from Aug. 11 to Sept. 12 (12.2 ip)...opponents were 6-for-43 (.140) over that stretch...struck out a career-high tying four batters in a season-high 2.1 scoreless innings Aug. 18 at Arizona...also matched his career high with 49 pitches but allowed all three of his inherited runners to score...compiled a 1.35 ERA and .167 opponents batting average in nine appearances in August...struck out 16 in 13.1 innings...then logged a 5.63 ERA in nine games in September...held the opposition to a .192 average but walked five batters in 8.0 innings...retired the side on three pitches in the ninth inning on Sept. 7 against Houston to become the first A's pitcher to face at least three batters in an inning and toss just three pitches since Bobby Cramer on Sept. 24, 2010 vs. Texas in the sixth inning...allowed a two-run home run to Mathis Sept. 13 at Texas to snap his scoreless streak at 13.2 innings...that began a season-ending stretch where he yielded five runs over his final six games (7.94 ERA)...walked a season-high two batters Sept. 15 at Colorado and Sept. 20 against San Francisco...made four postseason appearances and had a 3.38 ERA and .111 opponents batting average...pitched

once in the ALWCS against Chicago in Game 3 (0.2 ip, 1 hb)...worked in three of the four ALDS games against Houston (2.0 ip, 1 h, 1 r, 1 er, 1 bb, 2 so).

## CAREER

**2019**—Was 4-6 with a 5.25 ERA and .265 opponents batting average in 61 relief appearances in his second season in the majors after going 8-3 with a 2.92 ERA and .201 opponents average in 69 games as a rookie in 2018...struck out 57 in 60.0 innings after fanning 82 in 74.0 innings in 2018...his ERA ranked fifth highest among American League relievers...posted a 1.45 ERA and .164 opponents batting average over his first 17 games through May 11...then compiled a 6.97 ERA and .302 opponents average over his final 44 appearances beginning May 13...his opponents batting average broke down to .263 against right-handed hitters compared to .267 against left-handers...had a .310 average and five of his seven home runs with the bases empty, .222 with runners on...allowed 11-of-31 (35.5%) inherited runners to score...first batters were 15-for-55 (.273) with five walks and a hit by pitch (.344 on-base percentage)...was charged with five blown saves...had a 4.50 ERA in 40 games before the All-Star Break...then compiled a 6.75 ERA in 21 outings after the break...posted a 4.73 ERA in 33 games at home and allowed just one home run in 32.1 innings...had a 5.86 ERA and surrendered six home runs in 27.2 innings in 28 contests on the road...allowed just one run in the seventh inning for a 0.55 ERA...had a 7.01 ERA in all other innings...yielded a Major League-leading eight runs in extra innings, which matches the most by an Oakland pitcher since at least 1973 (Ben Callahan, 1983; Billy Koch, 2002; Brian Fuentes, 2011)...opponents were 9-for-12 (75.0%) in stolen base attempts and the steals tied for fifth most among AL relievers...made his first Opening Day roster and pitched in each of the A's first four games...joined Dennis Eckersley (1992) as the only pitchers in Oakland history to appear in each of the first four games of a season...did not allow a run in 14 of his first 15 appearances for a 1.13 ERA and .135 opponents batting average through May 8...began the season with a 7.2-inning scoreless streak, allowed two runs on April 7 at Houston and then had a season-high 8.0-inning scoreless streak from April 9 to May 8...had a 2.35 ERA in seven games in the month of April...walked a career-high three batters May 20 at Cleveland...was charged with the loss in four consecutive appearances from May 29 to June 5, which matched the longest such streak by a reliever in Oakland history (Brian Fuentes, May 18-23, 2011)...began the streak by allowing a career-high five runs and a career-high tying three walks in 1.0 innings against Los Angeles (AL)...made his 100th career appearance June 9 at Texas when he allowed three runs on a career-high tying four hits in 0.2 innings...had a 1.86 ERA over an 11-game span from June 11 to July 16...matched his career high by walking three batters July 31 against Milwaukee...tossed a career-high tying 3.0 scoreless innings and equaled his career high with four strikeouts Aug. 16 against Houston...appeared in just five games in September and none after Sept. 14...was not on the roster for the AL Wild Card game against Tampa Bay.

**2018**—Pitched in 69 games in his Major League debut and went 8-3 with four saves, a 2.92 ERA and .201 opponents batting average over two stints with the A's...fell two short of the Oakland rookie record of 71 games pitched set by Aaron Small in 1997 and matched by Ryan Cook in 2012...tied for the lead among American League rookies in saves, ranked second in games pitched, fifth in wins and seventh in strikeouts (82)...averaged 9.97 strikeouts per nine innings...tied for third among all AL relievers in wins...had a 1.16 ERA, a .161 opponents batting average, .480 OPS and three home runs in 54.1 innings over his first 45 games through Aug. 5...then compiled a 7.78 ERA, .295 opponents batting average and .895 OPS while allowing five home runs in 19.2 innings over his final 23 contests...had all eight of his wins over his first 39 games through July 25...his .201 opponents batting average included a mark of .182 against right-handed hitters compared to .223 against left-handers...held opponents to a .184 batting average with two outs and .126 with two strikes...walked just one batter to lead off an inning...had a .245 opponents batting average over his first 15 pitches in a game, .050 after that...posted a 1.10 ERA on 16 appearances with no days rest, a 3.43 ERA in his other 53 contests...was 5-0 with a 0.87 ERA in 29 day games, 3-3 with a 4.40 ERA in 40 games at night...was 1-3 with a 5.06 ERA and .250 opponents batting average in 30 games against AL West teams compared to 7-0 with a 1.71 ERA and .171 opponents average in 39 games against everyone else...did not allow a run in the ninth inning (10.2 ip) or extra innings (4.0)...allowed 13-of-38 (34.2%) inherited runners to score...the inherited runners tied for 10th most in the AL...first batters faced hit .270 but he walked just four (.313 on-base percentage)...posted a 1.46 ERA and .122 opponents batting average in 10

interleague games...began the season at Triple-A Nashville and had not allowed a run in three games (4.1 ip) when he was recalled by Oakland April 17....made his Major League debut that night against Chicago (AL) with a scoreless ninth inning (2 h, 1 bb, 2 so)...struck out Narváez for his first strikeout...recorded his first win the next day against the White Sox, tossing the final three innings of the A's 12-11, 14-inning win (2 h, 4 so)...the 3.0 innings are a career high and he also fanned a personal-best four batters...matched his strikeout best on June 23 at Chicago (AL)... was optioned to Nashville April 19, pitched once on the 23rd at Omaha and returned to Oakland for good April 24...had a 1.29 ERA over his first five games through May 1...then had a nine-game, 10.1-inning scoreless streak from May 3 to 22, dropping his overall ERA to a season-low 0.52... went 4-0 with all four of his saves, a 0.38 ERA and .092 opponents batting average over an 18-game stretch from June 7 to July 21, allowing just one run in 23.2 innings...was credited with his first save June 8 against Kansas City...picked up the win in three consecutive outings from June 19 to 25 to become the first A's reliever to win three consecutive games since Billy Koch (Sept. 1-4, 2002)...had a career-high 15.0-inning scoreless streak from June 25 to July 21...opponents went 4-for-46 (.087) with six walks and 17 strikeouts during the streak...went 4-1 with three saves, a 2.45 ERA and .102 opponents batting average in 12 games in June...tied for the American League lead in June wins and became the first A's reliever to win four games in a month since Billy Koch had five in September of 2002...then posted a 0.57 ERA and .118 opponents batting average in 13 appearances in July...pitched in 16 games in August, which were the most by an A's pitcher in August since Mike Mohler also had 16 in 1997...made his first career start Sept. 28 at Los Angeles (AL) as the A's opener and retired the side in order...relieved Hendriks to start the second inning in the Wild Card game at New York on Oct. 3 with the A's trailing 2-0 and tossed 3.0 scoreless innings (1 h, 1 bb, 4 so)...allowed a leadoff single to Gregorius and then walked Andújar before retiring each of the final eight batters he faced, four by strikeout...the strikeouts were the most by an A's reliever in a postseason game since Jim Mecir had four in 2.0 innings in Game 5 of the 2001 ALDS against New York.

**2017**—Began the season at Double-A Midland and was 7-1 with a save and a 2.43 ERA in 23 relief appearances when he was promoted to Triple-A Nashville June 20...went 1-2 with four saves and a 3.60 ERA in 25 games with the Sounds...combined for an 8-3 record, five saves and a 3.03 ERA in 48 relief outings overall...tied for seventh in the A's farm system in saves...did not allow a home run in 68.1 innings...allowed a .245 batting average, which included .216 against right-handed hitters...allowed a .147 average with runners in scoring position and two outs...did not allow a run in six day games (8.2 ip)...allowed 8-of-20 (40.0%) inherited runners to score...tossed at least one inning in 46 of his 48 appearances, including two or more 14 times...started the year at Midland and did not allow a run over his first six outings (7.2 ip) through April 25...finished April 2-0 with a 0.84 ERA and .139 opponents batting average in seven games...then went 3-0 with a 1.98 ERA in 10 contests in May...was 4-0 with a 0.61 ERA over his first 10 games through May 11 and did not allow a run in nine of those games...had a six-game, 8.0-inning scoreless streak from May 20 to June 7...was promoted to Nashville June 20...tossed a season-high 3.0 scoreless innings July 19 at Iowa to begin a season-ending stretch where he allowed just four runs (three earned) over his final 17 games (1.23 ERA, .200 opponents average)...recorded all four of his saves with Nashville over his final 10 outings from Aug. 11 to Sept. 2...did not allow a run in nine of those games (0.82 ERA)...posted a 1.46 ERA and .186 opponents batting average in 10 games in August.

**2016**—Pitched exclusively in relief for the first time in his career and combined for a 2-4 record, three saves, a 2.85 ERA and .230 opponents batting average in 45 relief appearances with Single-A Stockton and Double-A Midland...yielded just one home run in 60.0 innings...struck out 61, the first time in his career he finished with more strikeouts than innings pitched...opponents were 4-for-34 (.118) with runners in scoring position and two outs...allowed 10-of-24 (41.7%) inherited runners to score...began the year at Stockton and did not surrender a home run in 41.2 innings... compiled a 1.01 ERA over a 22-game stretch from May 1 to July 5...recorded the first save of his career May 1 against Modesto when he retired the side in order in the ninth inning of the Ports 3-2 win (1 so)...compiled a 0.71 ERA in 10 games in May and then logged a 1.64 ERA and .105 opponents batting average in 10 games in June...had a nine-game, 10.2-inning scoreless streak from June 11 to July 5...was transferred to Midland July 20 and went 1-1 with a save and a 2.45 ERA in 12 games at Double-A...made two postseason appearances for the Texas League Champion RockHounds (3.1 ip, 3 h, 3 r, 3 er, 3 bb, 3 so, 8.10 ERA).

**2015**—Spent the entire season at Single-A Stockton and went 10-5 with a 3.91 ERA and .216 opponents batting average in 32 games, including nine starts...the wins tied for the California League lead and tied for third in the A's farm system...yielded just five home runs, an average of 0.50 per nine innings...each of his first nine appearances were starts...was moved to the bullpen June 2...allowed 1-of-12 (8.3%) inherited runners to score...held the opposition to a .151 average with runners in scoring position...was 5-1 with a 2.17 ERA in 19 appearances in the second half...went 4-1 with a 1.94 ERA and .196 opponents average in 14 games on the road...picked up the win in four consecutive relief appearances from June 13 to July 1 and did not allow a run (10.1 ip)...had a loss in two postseason appearances for the Ports (3.0 ip, 3 h, 2 r, 2 er, 4 so, 6.00 ERA).

**2014**—Went 7-11 with a 5.28 ERA and .290 opponents batting average in 27 games, including 26 starts, for Single-A Beloit...led the Midwest League in runs (93) and earned runs (82) and ranked fourth in innings pitched (139.2)...ranked seventh among A's farmhands in innings pitched and eighth in strikeouts (95)...combined on a six-hit shutout April 26 against Burlington (6.0 ip, 6 h)...combined on a two-hit shutout and tossed a season-high 7.0 innings July 20 against Bowling Green...made his only relief appearance in his final outing of the season.

**2013**—Made his professional debut with Vermont of the Short Season Single-A New York-Penn League and went 3-4 with a 3.12 ERA and .231 opponents batting average in 14 games, including 10 starts...surrendered just two home runs in 60.2 innings...made his professional debut in relief on June 23 against Lowell (2.0 ip, 1 h, 1 so)...made his first start July 15 at Mahoning Valley, a no decision (5.0 ip, 5 h, 1 r, 1 er, 6 so)...earned his first win July 26 against Tri-City, a 5-3 Lake Monsters victory (6.1 ip, 5 h, 1 r, 1 er, 2 bb, 7 so).

## PERSONAL/MISCELLANEOUS

Louis Albert Trivino was originally signed by A's scout Matt Higginson...graduated from Upper Bucks Christian High School (PA)...attended Slippery Rock University...posted a career record of 19-8 with a 1.95 ERA in three seasons at Slippery Rock, including 14 complete games.

### LIFETIME PITCHING RECORD

Year	Club	W	L	ERA	G	GS	CG	SHO	SV	IP	H	R	ER	HR	HB	BB	IBB	SO	WP	BK
2013	Vermont	3	4	3.12	14	10	0	0	0	60.2	53	31	21	2	8	20	0	47	2	0
2014	Beloit	7	11	5.28	27	26	0	0	0	139.2	160	93	82	10	10	43	2	95	12	0
2015	Stockton	10	5	3.91	32	9	0	0	0	89.2	70	45	39	5	1	44	1	78	11	2
2016	Stockton	1	3	3.02	33	0	0	0	2	41.2	38	19	14	0	6	18	1	49	7	0
	Midland	1	1	2.45	12	0	0	0	1	18.1	14	7	5	1	0	7	2	12	1	0
2017	Midland	7	1	2.43	23	0	0	0	1	33.1	31	9	9	0	1	10	0	34	0	1
	Nashville	1	2	3.60	25	0	0	0	4	35.0	33	15	14	0	1	11	2	31	4	1
2018	Nashville	0	0	1.69	4	0	0	0	1	5.1	2	1	1	0	0	1	0	10	0	0
	OAKLAND	8	3	2.92	69	1	0	0	4	74.0	53	24	24	8	2	31	4	82	4	1
2019	OAKLAND	4	6	5.25	61	0	0	0	0	60.0	61	40	35	7	3	31	2	57	7	0
2020	OAKLAND	0	0	3.86	20	0	0	0	0	23.1	16	10	10	3	0	10	0	26	1	0
<b>Major League Totals</b>		<b>12</b>	<b>9</b>	<b>3.95</b>	<b>150</b>	<b>1</b>	<b>0</b>	<b>0</b>	<b>4</b>	<b>157.1</b>	<b>130</b>	<b>74</b>	<b>69</b>	<b>18</b>	<b>5</b>	<b>72</b>	<b>6</b>	<b>165</b>	<b>12</b>	<b>1</b>

### CAREER TRANSACTIONS

**2013** — Selected by the Oakland Athletics in the 11th round of the First-Year Player Draft.

### WILD CARD RECORD

Year	Club/Opp.	W	L	ERA	G	GS	CG	SHO	SV	IP	H	R	ER	HR	HB	BB	IBB	SO	WP	BK
2018	OAK vs. NYY	0	0	0.00	1	0	0	0	0	3.0	1	0	0	0	0	1	0	4	0	0
2020	OAK vs. CWS	0	0	0.00	1	0	0	0	0	0.2	0	0	0	0	1	0	0	0	0	0
<b>Totals</b>		<b>0</b>	<b>0</b>	<b>0.00</b>	<b>2</b>	<b>0</b>	<b>0</b>	<b>0</b>	<b>0</b>	<b>3.2</b>	<b>1</b>	<b>0</b>	<b>0</b>	<b>0</b>	<b>1</b>	<b>1</b>	<b>0</b>	<b>4</b>	<b>0</b>	<b>0</b>

### DIVISION SERIES RECORD

Year	Club/Opp.	W	L	ERA	G	GS	CG	SHO	SV	IP	H	R	ER	HR	HB	BB	IBB	SO	WP	BK
2020	OAK vs. HOU	0	0	4.50	3	0	0	0	0	2.0	1	1	1	1	1	1	0	2	0	0

## TRIVINO'S CAREER BESTS

**Low Hit Complete Game:** None

**Innings Pitched:** 3.0 (twice), last: August 16, 2019 vs. Houston. Note: Also pitched 3.0 innings in 2018 Wild Card game at New York (AL)

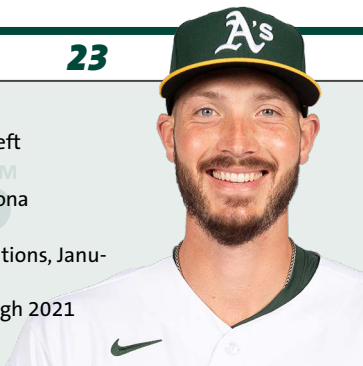
**Strikeouts:** 4 (four times), last: August 18, 2020 at Texas. Note: Also had 4 strikeouts in 2018 Wild Card game at New York (AL)

**Pitches:** 49 (twice), last: August 18, 2020 at Arizona

**Longest Winning Streak:** 5, June 19 to July 25, 2018

**Longest Losing Streak:** 5, May 29 to June 16, 2019

**Longest Scoreless Streak:** 15.1, June 25 to July 21, 2018



**LEFT-HANDED PITCHER**

**Height/Weight:** 6-4 / 230      **Bats/Throws:** Left / Left  
**Birthdate:** September 11, 1989      **Opening Day Age:** 31  
**Birthplace/Resides:** La Canada, California / Gilbert, Arizona  
**Major League Service:** 1 years, 143 days  
**Obtained:** Acquired from Pittsburgh for cash considerations, January 14, 2021  
**Contract Status:** First year of a one-year contract through 2021

[@nturley108](#)      [Updated Stats](#)

**CAREER HIGHLIGHTS**

Returned to the majors in 2020 with Pittsburgh after missing the 2018 and 2019 seasons due to injury...made his Major League debut with Minnesota in 2017 and is 0-5 with a 7.78 ERA in 35 games, including three starts, in two seasons in the majors...is 52-47 with a 3.43 ERA in 176 games, including 139 starts, in 10 seasons in the minors...was originally drafted by the New York Yankees in the 50th round in 2008 and has also pitched in the San Francisco and Boston organizations...played for Somerset in the independent Atlantic League in 2016...was named to the Florida State League Postseason All-Star team in 2012

**2020 HIGHLIGHTS**

Spent the entire season with Pittsburgh and was 0-3 with a save, a 4.98 ERA and .173 opponents batting average in 25 relief appearances...the games pitched were the most among all Major League left-handed rookie relievers...surrendered just one home run in 21.2 innings...his opponents batting average broke down to .151 (8-for-53) against right-handed hitters compared to .227 (5-for-22) against left-handers...allowed his lone home run and issued seven of his 11 walks to lefties for an .874 OPS...had a .456 OPS against righties...yielded a .108 average with the base empty, .237 with runners on...first batters faced were 4-for-19 (.211) but he walked four and hit two for a .400 on-base percentage...allowed 2-of-5 (40.0%) inherited runners to score...compiled a 0.82 ERA and .132 opponents batting average in 12 games at home, a 9.28 ERA and .216 opponents average in 13 outings on the road...posted a 6.75 ERA in 13 outings on one day of rest, a 2.79 ERA in his other 12 appearances...tossed one inning or fewer in all 25 of his outings.

**PITTSBURGH:** Was a non-roster invitee with Pittsburgh and did not allow an earned run in four outings (3.1 ip)...was added to the Pirates alternate site roster on June 29 and was selected on July 23...made his season debut on July 25 at St. Louis and retired all three batters he faced...it was his first regular action since pitching with the Twins on Sept. 28, 2017 – a total of 1,029 days in between games...made six straight scoreless appearances from Aug. 9 to 27 (6.0 ip)...retired the final three batters in game two of a doubleheader on Aug. 27 at St. Louis to earn his first Major League save...at 30 years of age, he is the only Pirates pitcher (since saves became official in 1969) to earn his first career save at age 30+ without having an MLB win beforehand...suffered the blown save on Aug. 29 at Milwaukee and his first loss on Aug. 31 at Milwaukee...was scored upon just once in a 10-game stretch from Sept. 3-25 (7.2 ip, 2 er)...had the blown save and loss in his final game of the season on Sept. 27 at Cleveland when he gave up three runs in the seventh inning after entering the game with a 6-5 lead.

**CAREER**

**2019**—Missed the entire season due to a left elbow injury.

**2018**—Was suspended 80 games by MLB after testing positive for the performance-enhancing substance Ipamorelin...was reinstated on June 28 and placed on the 60-day disabled list with a sprained left elbow...missed the entire season.

**2017**—Was selected by Minnesota on June 11 and made his Major League debut that night at San Francisco...started and allowed four runs in 4.0 innings, but did not factor in the decision...

also went hitless in two big league at bats on June 11...went 0-2 with a 16.39 ERA in three starts with the Twins before being optioned to Triple-A Rochester on June 22...was recalled again on Aug. 17 and made a relief appearance on Aug. 18 vs. Arizona (0.2 ip, 0 r)...was optioned back to Triple-A on Aug. 20...was recalled as the 26th man for the doubleheader on Aug. 21 at Chicago (AL)...gave up two runs in 3.2 innings of relief in game one...returned to Rochester on Aug. 21...was recalled a final time on Sept. 1 and posted a 6.75 ERA in five relief outings in September...went 5-5 with a 2.05 ERA in 23 games, 13 starts, between Double-A Chattanooga and Triple-A Rochester...led the Minnesota minor league system with 124 strikeouts...pitched a 7.0-inning complete game, but suffered a 1-0 loss on April 25 vs. Tennessee...also matched a Southern League record with 14 strikeouts on April 25 when he struck out each of the last eight batters he faced...threw 105 pitches and struck out 15 batters in 6.0 innings of work on June 6 vs. Scranton/Wilkes-Barre, setting a Frontier Field record (since 1997)...was claimed off waivers by Pittsburgh on Nov. 6...went 1-0 with a 2.25 ERA in four starts with Estrellas during the 2017 Dominican Winter League.

**2016**—Was a Spring Training invitee with the White Sox...was released on March 28...signed a minor league contract with Boston on April 3 and was assigned to Double-A Portland...picked up his first two professional saves in back-to-back outings on May 28 and 30...was released by Boston on July 14 and signed with Somerset in the independent Atlantic League, where he appeared in 10 games...made five starts with Estrellas during the Dominican Winter League (15.1 ip, 17 h, 9 r, 7 er, 7 bb, 12 so).

**2015**—Spent the majority of his campaign in the starting rotation with Triple-A Sacramento...was placed on the injured list April 14 after suffering a laceration on his left index finger during his first start on April 13 vs. Las Vegas...was reinstated from the IL and transferred to Double-A San Jose on May 25...made his lone start with San Jose that day vs. Rancho Cucamonga before returning to Sacramento on June 1.

**2014**—Began the season in the Yankees organization on the Triple-A injured list due to left elbow inflammation...was granted his unconditional release on April 28 to clear room on the 40-man roster for pitcher Chris Leroux...was re-signed by New York on May 5 and was placed on Scranton/Wilkes-Barre's injured list with a strained left elbow...appeared in one rehab game with the GCL Yankees on June 21...joined Scranton's rotation on June 26.

**2013**—Spent the majority of the season with Double-A Trenton, where he was selected to the Eastern League Midseason All-Star team...set minor league career highs in wins (11), starts (27), innings pitched (145.0) and strikeouts (141)...finished third among Eastern League leaders in opponents batting average (.230), fourth in strikeouts per nine innings (8.93) and fifth in strikeouts.

**2012**—Was named to the Florida State League Postseason All-Star team after leading the league in ERA and ranking fourth in strikeouts while pitching with Tampa...was on the disabled list from May 3-12 and again from May 19 to June 11 due to a blister on his left index finger...tossed his only professional shutout on July 23 vs. Lakeland when he allowed just two hits in 7.0 scoreless innings in game one of a doubleheader...made his final start of the season with Trenton on Sept. 3.

**2011**—Went 4-6 with a 2.81 ERA in 17 starts between with Single-A Charleston and Tampa...spent the majority of the season with Charleston...was promoted to Tampa at the end of June...made two starts with Tampa before being placed on the disabled list July 12 with a fractured left hand...missed remainder of the season.

**2010**—Went 4-6 with a 3.86 ERA and 56 strikeouts in 15 games, 14 starts, between the GCL Yankees and Short Season Single-A Staten Island...pitched his first career complete game in his final outing on Sept. 2 at Hudson Valley (6.0 ip, 1 r) in the first game of a doubleheader.

**2009**—Spent his second consecutive season with the Yankees affiliate in the Gulf Coast Rookie League and was 2-3 with a 2.82 ERA in 11 games, including 10 starts.

**2008**—Made his professional debut with the GCL Yankees after being selected in the 50th round of the First-Year Player Draft in June...went 2-1 with a 1.13 ERA in four games, including one start.

## PERSONAL/MISCELLANEOUS

Nikolas Carlyle Turley...is married, Rachel...has three children: Dane, Brooke and Beau...is a 2008 graduate of Harvard-Westlake High School in Studio City, Calif...played baseball (pitcher/first base) and basketball in high school.

### LIFETIME PITCHING RECORD

Year	Club	W	L	ERA	G	GS	CG	SHO	SV	IP	H	R	ER	HR	HB	BB	IBB	SO	WP	BK
2008	GCL Yankees	2	1	1.13	4	1	0	0	0	8.0	6	1	1	0	1	0	0	13	0	0
2009	GCL Yankees	2	3	2.82	11	10	0	0	0	54.1	45	21	17	1	6	23	0	46	9	1
2010	GCL Yankees	0	2	0.84	3	2	0	0	0	10.2	11	7	1	0	0	2	0	9	0	0
	Staten Island	4	4	4.38	12	12	1	0	0	61.2	57	36	30	0	2	29	0	47	4	0
2011	Charleston	4	6	2.51	15	15	0	0	0	82.1	70	32	23	8	8	21	0	82	9	0
	Tampa	0	0	6.14	2	2	0	0	0	7.1	11	8	5	1	1	1	0	5	0	0
2012	Tampa	9	5	2.89	23	21	1	1	1	112.0	97	38	36	7	9	44	0	116	6	0
	Trenton	1	0	5.40	1	1	0	0	0	5.0	8	3	3	0	1	1	0	1	0	0
2013	Trenton	11	8	3.88	27	26	0	0	0	139.0	119	69	60	11	16	73	0	137	9	6
	Scranton/WB	0	0	1.50	1	1	0	0	0	6.0	2	1	1	0	0	3	0	4	1	0
2014	GCL Yankees 1	0	0	1.93	1	1	0	0	0	4.2	4	3	1	0	1	2	0	4	0	0
	Scranton/WB	5	3	4.62	13	12	0	0	0	60.1	55	36	31	8	9	43	0	44	7	0
2015	Sacramento	7	8	4.56	19	19	0	0	0	102.2	93	64	52	15	1	48	0	85	13	0
	San Jose	1	0	1.50	1	1	0	0	0	6.0	2	1	1	0	0	2	0	4	2	0
2016	Portland	1	2	4.29	20	2	0	0	2	35.2	26	20	17	3	2	28	0	48	9	1
	Somerset	5	1	2.02	10	8	0	0	0	49.0	32	15	11	4	2	13	0	66	3	1
2017	Chattanooga	0	1	0.37	5	3	1	0	0	24.1	6	1	1	0	1	7	0	45	0	0
	Rochester	5	4	2.66	18	10	2	0	0	67.2	58	24	20	4	2	22	0	79	4	0
	MINNESOTA	0	2	11.21	10	3	0	0	0	17.2	30	22	22	5	2	8	1	13	2	0
2018	PITTSBURGH																			
2019	Indianapolis																			
2020	PITTSBURGH	0	3	4.98	25	0	0	0	1	21.2	13	13	12	1	3	11	1	20	1	1
	Major League Totals	0	5	7.78	35	3	0	0	1	39.1	43	35	34	6	5	19	2	33	3	1
	Minor League Totals	52	47	3.43	176	139	3	1	2	787.2	670	365	300	58	60	349	0	769	73	8
	Independent Totals	5	1	2.02	10	8	0	0	0	49.0	32	15	11	4	2	13	0	66	3	1

### CAREER TRANSACTIONS

**2008** — Selected by the New York Yankees in the 50th round of the First-Year Player Draft. **2014** — Released, April 26; re-signed by the Yankees to a minor league contract, May 5. Elected free agency, November 3; signed by the San Francisco Giants to a minor league contract, December 5. **2015** — Elected free agency, November 6; signed by the Chicago White Sox to a minor league contract, November 30. **2016** — Released, March 26; signed by the Boston Red Sox to a minor league contract, April 3. Released, July 14; signed with Somerset of the independent Atlantic League, July 20. Signed by the Minnesota Twins to a minor league contract, October 21. **2017** — Claimed off waivers by the Pittsburgh Pirates, November 6. **2018** — On the restricted list, January 27 to June 27. On the disabled list, June 28 to October 3. **2021** — Traded to the Oakland Athletics for cash considerations, January 14.

### TURLEY'S CAREER BESTS

**Low Hit Complete Game:** None

**Innings Pitched:** 4.2, June 16, 2017 vs. Cleveland. As reliever: 3.2, August 21, 2017 at Chicago (AL)

**Strikeouts:** 4, June 11, 2017 at San Francisco. As reliever: 3, August 21, 2017 at Chicago (AL)


**Pitches:** 76, June 16, 2017 vs. Cleveland. As reliever: 51, August 21, 2017 at Chicago (AL)

**Longest Winning Streak:** None

**Longest Losing Streak:** 5, June 16, 2017 to present

**Longest Scoreless Streak:** 6.0, August 9 to 27, 2020





**RIGHT-HANDED PITCHER**

**Height/Weight:** 6-3 / 175

**Bats/Throws:** Left / Right

**Birthdate:** November 7, 1992

**Opening Day Age:** 28

**Birthplace/Resides:** Columbus, Georgia / Columbus, Georgia

**Major League Service:** 170 days

**Obtained:** Signed to a minor league contract, December 10, 2019

**Contract Status:** First year of a one-year contract through 2021

 [jordanbweems](#)  [Updated Stats](#)

**CAREER HIGHLIGHTS**

Was originally selected by Boston in the third round of the 2011 draft as a catcher but made his Major League debut with Oakland in 2020 as a pitcher...logged a 3.21 ERA in nine relief appearances with the A's...had a .207 career average with three home runs and 81 RBI in 305 games over 5½ seasons when he transitioned to a pitcher midway through the 2016 season...is 13-8 with 15 saves and a 3.87 ERA in 127 career minor league appearances, including two starts, as a pitcher... has 208 strikeouts in 200.0 innings (9.36 per nine innings).

**2020 HIGHLIGHTS**

The former catcher made his Major League debut with Oakland in 2020 in his 10th professional season...compiled a 3.21 ERA and .200 opponents batting average in nine relief appearances over two stints with the A's...struck out 18 batters in 14.0 innings (11.57 per nine innings) but issued seven walks (4.50 per nine innings)...his opponents batting average broke down to .143 (4-for-28) with his lone home run against right-handed hitters compared to .273 (6-for-22) against left-handers...yielded a .133 average with two outs and opponents were 0-for-6 with runners in scoring position and two outs...first batters faced were 3-for-8 (.375) with a walk and a home run...did not inherit any runners...allowed a .077 batting average with two strikes...had a .360 opponents average over his first 15 pitches in a game, .040 after that...did not allow a run in four games on the road (7.0 ip) and opponents were 2-for-22 (.091)...had a 6.43 ERA and .286 opponents average in five games in Oakland...issued six of his seven walks at home...had a 1.50 ERA in seven night games, a 13.50 ERA in two day games...tossed at least one inning in each of his nine appearances.

**OAKLAND:** The non-roster invitee made the A's Opening Day roster and made his ML debut July 28 against Colorado when he allowed two runs on four hits in 3.0 innings, all career highs (0 bb, 3 so)...struck out the first batter he faced (Story) but then allowed four straight hits (two runs) before retiring each of the final eight batters he faced...tossed 2.0 scoreless innings July 31 at Seattle and had a 3.60 ERA in two games when he placed on the 10-day injured list Aug. 4 retro-active to Aug. 1 with a strained right latissimus dorsi...was reinstated from the IL and optioned to the alternate site Aug. 14...was recalled Aug. 24 and spent the remainder of the season with the A's...logged a 3.00 ERA in seven appearances following his return...tossed 3.0 perfect innings of relief and struck out a career-high five on a career-high 38 pitches in the first game of the Sept. 12 doubleheader at Texas...walked a career-high three batters and allowed one run in 1.0 innings on Sept. 20 against San Francisco...it was his first run since his first inning in the majors on July 28 against Colorado and it snapped a 10.0-inning scoreless streak...that began a season-ending stretch where he walked five and yielded three runs in 3.0 innings over his final three games... was on the Taxi Squad for the ALWCS against Chicago but was added to the A's roster for the ALDS against Houston...made one appearance in Game 1 and did not retire any of the three batters he faced to start the ninth inning...issued a walk and allowed two singles and was charged with two runs in the A's 10-5 loss at Dodger Stadium.

**CAREER**

**2019**—Spent most of the season at Double-A Portland where he was 0-2 with eight saves and a 3.89 ERA in 33 relief appearances...also posted a 6.17 ERA in eight games during a one-month stint with Triple-A Pawtucket and combined to go 0-3 with eight saves and a 4.37 ERA in 41

games, including one start, overall...surrendered just two home runs in 55.2 innings, an average of 0.32 per nine innings...struck out a career-high 69 (11.16 per nine innings) but walked 33 (5.34 per nine innings)...also had career highs in hits (54) and runs (32) and matched his high in losses...tied for sixth in the Red Sox farm system in saves and ranked ninth in games pitched...posted a 5.29 ERA in 26 games before the All-Star Break, a 2.91 ERA in 15 games after the break...allowed a .261 opponents batting average, including .247 against left-handed hitters compared to .272 against right-handers...surrendered both of his home runs to righties but issued 23 of his 33 walks to lefties...yielded a .195 average to batters leading off an inning but walked 10 for a .353 on-base percentage...opponents hit .314 with runners in scoring position...tossed at least one inning in 36 of his 41 appearances, including two or more 13 times...began the season at Portland...struck out a career-high seven batters in a season-high 3.2 innings April 18 against Trenton...did not allow a run in seven of his first eight games in May, but the exception was May 11 at Trenton when he yielded five runs on four hits and a walk in 0.2 innings...had four of his eight saves over that stretch...did not surrender a run over his final five games with Portland and had a 4.50 ERA in 21 games overall when he was moved up to Pawtucket to June 20...started the Triple-A portion of his campaign with two scoreless outings and had an 8.2-inning scoreless streak from June 8-24...combined with both clubs for a 2.13 ERA in 10 appearances in June...fanned 17 in 12.2 innings...made the second start of his professional career July 12 in the second game of a doubleheader against Buffalo (2.0 ip, 3 h, 1 r, 1 er, 2 bb, 3 so)...had a 6.17 ERA in eight games with Pawtucket when he was sent back to Portland July 22...logged a 2.81 ERA over his final 12 appearances with the Sea Dogs...did not allow an earned run over his final seven contests (9.0 ip)...posted a 1.50 ERA and .190 opponents batting average in nine games in August...struck out 17 in 12.0 innings.

**2018**—Began the season with Single-A Salem before advancing to Double-A Portland and making two appearances with Triple-A Pawtucket...posted a career-low 3.36 ERA in a career-high 43 relief appearances...named Red Sox Minor League Relief Pitcher of the Month for April...allowed just one earned run on three hits in 13.1 innings with Salem (0.68 ERA)...was promoted to Portland on May 4...earned a win on July 4 at Hartford and saves in each of his next three appearances from July 6-14...made single appearances for the PawSox on July 29 vs. Charlotte and Sept. 3 vs. Scranton/Wilkes-Barre.

**2017**—Went 6-2 with a 4.10 ERA in 24 appearances (1 start) in his first full season as a pitcher...was placed on the disabled list July 16 with a strained left oblique...spent the rest of the season on the DL with the exception of a one-game rehab assignment with the Gulf Coast League Red Sox.

**2016**—Began the season as a first baseman for Double-A Portland but transitioned to the mound...in 19 relief appearances, went 3-0 with a 3.58 ERA and a .217 opponent batting average.

**2015**—Threw out 14-of-71 (19.7%) attempted base stealers in 45 games at catcher...was on the disabled list from May 2 to June 13 with a strained left quadriceps.

**2014**—Was batting a combined .220 in 74 games with Low-A Greenville and High-A Salem when he was placed on the disabled list Aug. 6 with a strained left quadriceps...missed the remainder of the season.

**2013**—Had a .204 average in 61 games with Single-A Greenville before going on the disabled list July 26 with a left thumb strain...missed the remainder of the season.

**2012**—Batted .201 with 29 RBI in 86 games in his first full season with Single-A Greenville...added 44 walks for a .308 on-base percentage.

**2011**—Made his professional debut with the Red Sox affiliate in the Gulf Coast Rookie League and hit .182 in 14 games...added seven walks for a .308 on-base percentage.

## PERSONAL/MISCELLANEOUS

Jordan Blake Weems was originally signed by Red Sox scout Tim Hyers...batted .443 in 39 games for Columbus (GA) High School in 2011...led his team to a second consecutive Georgia High

School Association Class AAA State Championship in 2011...his father, Rick, was a minor league catcher in the St. Louis organization from 1980-82.

### LIFETIME PITCHING RECORD

Year	Club	W	L	ERA	G	GS	CG	SHO	SV	IP	H	R	ER	HR	HB	BB	IBB	SO	WP	BK
2016	GCL Red Sox	1	0	1.06	8	0	0	0	0	17.0	6	2	2	0	1	4	0	10	1	0
	Lowell	2	0	6.32	11	0	0	0	1	15.2	19	12	11	2	0	8	0	20	7	0
2017	Greenville	0	0	0.93	4	0	0	0	0	9.2	6	1	1	0	0	3	1	10	2	0
	Salem	6	2	4.93	19	1	0	0	1	42.0	38	28	23	5	4	22	0	36	7	0
2018	GCL Red Sox	0	0	0.00	1	0	0	0	0	1.0	2	0	0	0	0	0	0	0	0	0
	Salem	0	0	0.68	7	0	0	0	0	13.1	3	1	1	0	0	8	0	17	1	0
	Portland	4	3	4.04	34	0	0	0	5	42.1	44	28	19	3	3	22	1	45	4	0
2019	Pawtucket	0	0	5.40	2	0	0	0	0	3.1	3	2	2	1	0	4	0	1	0	0
	Portland	0	2	3.89	33	0	0	0	8	44.0	40	23	19	1	1	27	1	55	4	0
	Pawtucket	0	1	6.17	8	1	0	0	0	11.2	14	9	8	1	0	6	0	14	3	0
2020	OAKLAND	0	0	3.21	9	0	0	0	0	14.0	10	5	5	1	0	7	0	18	2	0
<b>Major League Totals</b>		<b>0</b>	<b>0</b>	<b>3.21</b>	<b>9</b>	<b>0</b>	<b>0</b>	<b>0</b>	<b>0</b>	<b>14.0</b>	<b>10</b>	<b>5</b>	<b>5</b>	<b>1</b>	<b>0</b>	<b>7</b>	<b>0</b>	<b>18</b>	<b>2</b>	<b>0</b>
<b>Minor League Totals</b>		<b>13</b>	<b>8</b>	<b>3.87</b>	<b>127</b>	<b>2</b>	<b>0</b>	<b>0</b>	<b>15</b>	<b>200.0</b>	<b>175</b>	<b>106</b>	<b>86</b>	<b>13</b>	<b>9</b>	<b>104</b>	<b>3</b>	<b>208</b>	<b>29</b>	<b>0</b>

### LIFETIME PLAYING RECORD

Year	Club	AVG.	G	AB	R	H	2B	3B	HR	RBI	SH	SF	HP	BB	SO	SB	CS	OBP	SLG	E
2011	GCL Red Sox	.182	14	44	4	8	2	0	0	8	0	0	1	7	16	0	0	.308	.227	4
2012	Greenville	.201	86	298	33	60	11	0	0	29	1	0	2	44	87	4	1	.308	.238	4
2013	Greenville	.204	61	201	15	41	8	0	0	13	0	0	3	25	60	2	1	.301	.244	3
2014	Greenville	.166	50	163	16	27	4	2	0	9	2	1	2	25	68	6	0	.283	.215	5
	Salem	.329	24	82	13	27	4	0	1	6	1	0	2	9	24	2	0	.409	.415	3
2015	Salem	.257	31	105	12	27	6	0	1	7	0	0	0	12	26	2	1	.333	.343	3
	Portland	.224	17	67	8	15	5	1	1	8	0	0	0	4	16	1	0	.268	.373	5
2016	Portland	.119	22	67	4	8	1	0	0	1	0	1	0	11	24	0	0	.241	.134	3
<b>Minor League Totals</b>		<b>.207</b>	<b>305</b>	<b>1027</b>	<b>105</b>	<b>213</b>	<b>41</b>	<b>3</b>	<b>3</b>	<b>81</b>	<b>4</b>	<b>2</b>	<b>10</b>	<b>137</b>	<b>321</b>	<b>17</b>	<b>3</b>	<b>.306</b>	<b>.262</b>	<b>30</b>

### CAREER TRANSACTIONS

**2011** — Selected by the Boston Red Sox organization in the 3rd round of the First-Year Player Draft. **2019** — Elected free agency, November 4; signed by the Oakland Athletics to a minor league contract, December 10. **2020** — On the injured list, August 1 to 13.

### DIVISION SERIES RECORD

Year	Club	W	L	ERA	G	GS	CG	SHO	SV	IP	H	R	ER	HR	HB	BB	IBB	SO	WP	BK
2020	OAK vs. HOU	0	0	INF	1	0	0	0	0	0.0	2	2	2	0	0	1	0	0	0	0

### WEEMS' CAREER BESTS

**Low Hit Complete Game:** None  
**Innings Pitched:** 3.0 (twice), last: September 12, 2020 at Texas  
**Strikeouts:** 5, September 12, 2020 at Texas  
**Pitches:** 38, September 12, 2020 at Texas  
**Longest Winning Streak:** None  
**Longest Losing Streak:** None  
**Longest Scoreless Streak:** 10.0, July 28 to September 18, 2020

**RIGHT-HANDED PITCHER**

Height/Weight: 6-1 / 242

Bats/Throws: Right / Right

Birthdate: March 24, 1993

Opening Day Age: 28

Birthplace/Resides: Savannah, Georgia / Portal, Georgia

Major League Service: 2 years, 28 days

Obtained: Acquired from the Chicago White Sox with Zack Erwin for Brett Lawrie, December 9, 2015

Contract Status: First year of a one-year contract through 2021

[@JbWendelken](#) [jb\\_wendelken](#) [Updated Stats](#)**CAREER HIGHLIGHTS**

Is 4-2 with a 3.41 ERA in 69 relief appearances over four seasons in the majors with the A's (2016, 18-20)...was originally drafted by Boston in the 13th round of the 2012 First-Year Player Draft and was traded to Chicago July 30, 2013 as part of the Jake Peavy trade...was dealt to Oakland following the 2015 season as part of the Brett Lawrie trade...missed the entire 2017 season after undergoing "Tommy John" surgery...is 25-23 with 33 saves and a 4.11 ERA (200 er in 438.1 ip) in 217 games, including 29 starts, in seven seasons in the minors...pitched exclusively in relief in each of his first two seasons, made 27 of his starts in 2014 with Single-A Winston-Salem, and returned to the bullpen in 2015.

**2020 HIGHLIGHTS**

With the exception of a four-day stint on the injured list at the end of the season, he spent the entire year with the A's...was 1-1 with a 1.80 ERA and .183 opponents batting average in 21 relief appearances...issued a career-high 11 walks for a .267 on-base percentage...struck out 31 batters in 25.0 innings (11.16 per nine innings) and tied for sixth among relievers in the West divisions in strikeouts...his ERA ranked seventh...tied for 10th among all Major League relievers in opponents grounded into double plays (4)...first batters faced were 1-for-19 with no extra base hits and two walks...had the fourth lowest opponents slugging percentage against first batters in the majors (.053), the fifth lowest OPS (.195), tied for the fifth lowest batting average (.053) and tied for the sixth lowest on-base percentage (.143)...now has a .156 career average against first batters with five walks in 69 games (.217 on-base percentage)...allowed 8-of-25 (32.0%) inherited runners to score...the inherited runners were the most in the majors and the runners scored tied for third most...has allowed 19-of-50 (38.0%) inherited runners to score in his career...his opponents batting average broke down to .175 (10-for-57) against right-handed hitters compared to .194 (7-for-36) against left-handers...yielded three of his five extra base hits and issued seven of his 11 walks to lefties for a .659 OPS (.471) against righties...opponents were 0-for-14 with no walks and six strikeouts when leading off an inning...allowed a .200 average with runners in scoring position, but opponents were 1-for-18 (.056) with RISP and two outs...had a .111 opponents average overall with no outs, .294 with all five of his extra base hits with one out and .125 with two outs...now has a .164 career average with two outs...did not allow a hit to the opponents number five hitter for the second consecutive season (0-for-13)...the five hitter was 0-for-12 last year and is 2-for-36 (.056) against him in his career...compiled a 1.26 ERA at home, 2.53 on the road...did not allow an earned run after the sixth inning (12.1 ip)...committed two errors in three total chances and tied for third in the majors among pitchers in most errors...had five outings of two or more innings and seven of fewer than one inning...did not allow an earned run in 19 of his 21 appearances.

**OAKLAND:** Was on the A's Opening Day roster and did not allow a run over his first four games (3.0 ip)...struck out a season-high three batters July 28 against Colorado, his first of four games with three strikeouts...tossed a season-high 3.0 innings and allowed a season-high two hits Aug. 7 against Houston...allowed his first run of the season that night against the Astros in the 13th inning when the runner that started the inning on second scored...it was the first run he allowed since May 4, 2019 and it snapped his scoreless streak at a career-high tying 17.2 innings (also July 24, 2018 to March 30, 2019)...then yielded a season-high three runs and issued a season-

high two walks in 0.2 innings in his next outing Aug. 10 at Los Angeles (AL)...had an 11.0-inning scoreless streak from Aug. 14 to Sept. 8...the streak ended when he allowed an unearned run in the seventh inning of the second game of the Sept. 8 doubleheader against Houston...has three career scoreless streaks of 10 or more innings and all have ended on an unearned run...logged a season-high 33 pitches in the game against the Astros (also Sept. 22 at Los Angeles-NL)...had his streak of 15.1 consecutive innings without allowing an earned run end on Sept. 20 against San Francisco when he allowed a grand slam to Crawford in the sixth inning...opponents were just 8-for-54 (.148) during the streak...was placed on the injured list Sept. 24 and finished September with a 1.54 ERA and .125 opponents batting average in nine appearances...was reinstated for the postseason and compiled a 3.86 ERA in four appearances...did not allow a run in two ALWCS outings against Chicago (3.2 ip, 1 h, 3 so)...allowed six runs, two earned, in 1.0 inning in two ALDS games against Houston...was charged with four unearned runs in 0.2 innings in Game 1 for the blown save and loss.

## CAREER

**2019**—Was 3-1 with a 3.58 ERA and .178 opponents batting average in 27 relief appearances over four stints with Oakland...the 27 games were a career high as he had just 21 appearances over his previous two seasons in the majors...struck out 34 batters in 32.2 innings (9.37 per nine innings) and surrendered just two home runs (0.55 per nine innings)...was on the A's Opening Day roster and posted a 5.57 ERA and .243 opponents batting average in 18 relief appearances before he was optioned to Las Vegas May 12...did not allow a run in nine games over his final three stints (11.2 innings) and opponents went 1-for-35 (.029) with no extra base hits, three walks and a hit by pitch (.128 on-base percentage)...his opponents batting average broke down to .160 against left-handed hitters compared to .191 against right-handers...yielded a .188 average with runners in scoring position but that jumped to .278 with RISP and two outs...first batters faced were 3-for-25 (.120) with two walks (.185 on-base percentage)...allowed 2-of-14 (14.3%) inherited runners to score after allowing 9-of-11 (81.8%) to score over his first two years...opponents hit .237 with no outs, .150 with one or two out...had a 0.84 ERA in eight games on one day of rest, a 4.91 ERA in his other 19 appearances...had a 1.72 ERA at home, 5.29 on the road...logged a 4.80 ERA during the day, 2.55 at night...had a 1.69 ERA in 11 games against American League West competition...did not allow a hit to the opponent's number five hitter (0-for-12)...tossed at least one inning in 21 of his 27 appearances...was on his first career Opening Day roster and tossed 2.0 perfect innings of relief on Opening Day against Seattle at Tokyo on March 20...did not allow a run in the seventh inning of his second outing on March 30 against Los Angeles (AL), extending his scoreless streak to a career-high 17.2 innings dating back to July 24, 2018...tossed a career-high 3.1 scoreless innings and struck out a career-high four batters April 7 at Houston...had a 1.59 ERA over his first seven games through April 10...did not allow a run in nine games over his final three stints (11.2 ip), giving him a season-ending 12.2 inning scoreless streak...opponents went 1-for-35 (.029) with three walks and a hit by pitch over his final three stints and he had a streak of 10.0 consecutive hitless innings from May 19 to Sept. 18...was recalled for his second stint on June 21 and did not allow a run in two games (2.2 innings) before he was sent back to Las Vegas June 26...recorded his first Major League win June 25 at St. Louis when he tossed 0.2 scoreless innings...relieved Bassitt with one out in the fourth inning and the A's trailing 3-1...stranded two inherited runners and was credited with the win after Oakland scored six times in the top of the fifth...was brought back July 6 and matched his career-high with four strikeouts in 2.0 perfect innings of relief at Seattle that day...that was his only outing before he was sent back to Las Vegas following the game on July 14...joined the A's for the fourth time on Sept. 6 and had five scoreless outings in September (6.0 ip, 1 h, 2 bb, 4 so)...was on the A's roster for the Wild Card game for the second consecutive season but did not pitch for the second consecutive year...was 6-3 with three saves and a minor league career-high 5.59 ERA in 30 games, including one start, with Triple-A Las Vegas...struck out 43 batters in 38.2 innings (10.01 per nine innings)...had a .297 opponents batting average, which broke down to .283 against right-handed hitters compared to .322 against left-handers...yielded a .351 average with runners in scoring position...five of the eight home runs he allowed were solo shots...was 4-1 with a 4.58 ERA in 14 games at home, 2-2 with a 6.63 ERA in 16 outings on the road...had a 4.34 ERA in 22 night games, a 9.31 ERA in eight appearances during the day...tossed at least one inning in 27 of his 30 appearances and did not walk a batter 19 times...made his first appearance with the Aviators May 14 against Tacoma...then made his lone start of the season in his next outing in the second game of a May

19 doubleheader at Salt Lake...allowed a season-high five runs on a season-high four hits in a season-low 0.1 innings and took the loss...struck out a season-high six batters in a season-high 3.0 innings June 5 against Round Rock...had a 6.38 ERA in 14 games overall when he returned to Oakland on June 21...did not surrender a run in two appearances during his second stint from June 26 to July 5 (2.0 ip)...posted a 5.40 ERA during his final stint that ran from July 15 through the end of the season...was credited with his first of three saves July 23 against El Paso (also Aug. 10 at Omaha and Aug. 23 at Tacoma)...made one postseason appearance in Game 1 of the Pacific Coast League Semifinals at Sacramento on Sept. 4 and retired the side in order in the ninth inning of the Aviators 9-3 win (1.0 ip, 1 so).

**2018**—Began his comeback from UCL reconstruction surgery on his right elbow at Double-A Midland, was promoted to Triple-A Nashville May 10 and eventually compiled a 0.54 ERA and .140 opponents batting average in 13 relief appearances over two stints with Oakland...his ERA was the lowest in the majors among pitchers with 10 or more innings...however, allowed 4-of-5 (80.0%) inherited runners to score...first batters faced were 3-for-12 (.250) with a walk (.308 on-percentage), double and home run (.583 slugging percentage)...his opponents batting average included a mark of .080 against left-handed hitters compared to .188 against right-handers...opponents were 2-for-14 (.143) with runners in scoring position...did not allow a run in 11 games and 14.1 innings on one day of rest or more...did not allow a run in six games and 7.1 innings at home...did not allow a hit to the opponent's number four (0-for-7), five (0-for-4), eight (0-for-8) or nine (0-for-5) hitters in the order...did not allow a run in 12 of his 13 appearances...tossed at least one inning 11 times...was selected from Nashville July 14 and tossed 0.2 scoreless innings July 20 against San Francisco for his first outing in the majors since Sept. 15, 2016 at Kansas City...allowed his only run July 24 at Texas...finished the season with a 14.2-inning scoreless streak...had a 1.59 ERA and .190 opponents batting average in five outings when he was optioned back to Nashville Aug. 7...returned to Oakland Aug. 30 and did not allow a run in eight games over his final stint (11.0 ip, 4 h, 1 bb, 7 so, .111 opponents batting average)...was on the A's roster for the Wild Card game but did not pitch...started the season at Midland and was 0-1 with three saves and a 3.38 ERA in 11 relief appearances with the RockHounds when he was promoted to Nashville May 10...was 1-1 with three saves and a 2.80 ERA in 22 games, including one start, with the Sounds...combined for a 1-2 record, six saves and a 2.96 ERA in 33 games overall in the minors...struck out 75 batters in 48.2 innings, an average of 13.87 per nine innings...walked 20 for a strikeout-to-walk ratio of 3.75...tied for seventh in the A's farm system in saves...allowed a .222 opponents batting average, including .197 against left-handed hitters and .196 with runners in scoring position...converted each of his six save opportunities but allowed 6-of-8 (75.0%) inherited runners to score...tossed at least one inning in 31 of his 33 appearances, including two or more 12 times...earned all three of his saves at Midland over his first four appearances...was promoted to Nashville May 10...had a season-high 12.2-inning scoreless streak from May 18 to June 8...tossed a season-high 3.0 innings in back-to-back outings on June 3 at Round Rock and June 8 against Tacoma...made his lone start of the season in the latter contest and struck out a season-high seven...had a 2.50 ERA over his first nine games through June 13...recorded all three of his saves over a four-game stretch from June 27 to July 12...had a 3.49 ERA in 17 games with the Sounds when he was promoted to Oakland July 14...was optioned back to Nashville Aug. 6 but did not pitch before going on the disabled list Aug. 8 with a ruptured ear drum...was reinstated from the DL Aug. 16 and did not allow a run in five games (7.0 ip) before returning to Oakland Aug. 30.

**2017**—Spent the entire season on the Nashville disabled list after undergoing right ulnar collateral ligament surgery.

**2016**—Spent most of the season at Triple-A Nashville where he went 1-4 with five saves and a 4.11 ERA in 39 relief appearances...also compiled a 9.95 ERA in eight relief appearances over four stints with Oakland in his Major League debut...allowed a .327 opponents batting average and used nine walks in 12.2 innings...first batters faced were 3-for-8 (.375) and he allowed 5-of-6 (83.3%) inherited runners to score...was recalled for the first time May 8 and made his Major League debut that day at Baltimore, allowing four runs on four hits in 1.1 innings (1 bb, 2 so)...struck out Matt Wieters with one out in the seventh for his first strikeout...was optioned back to Nashville following the game on May 9...did not pitch during his second stint that lasted one

day (June 3) and had just one outing during his third stint from July 26 to Aug. 1...returned for good Aug. 24...struck out 65 batters in 46.0 innings with Nashville, an average of 12.52 per nine innings...allowed a .259 opponents batting average...stranded all eight of his inherited runners... posted a 0.90 ERA in nine games in April and had a 3.27 ERA at the time of his first promotion to Oakland on May 8...logged a 1.93 ERA and .171 opponents batting average in six appearances in August...finished the Triple-A portion of his campaign with a five-game, 8.1-inning scoreless streak.

**2015**—Began the season at Double-A Birmingham and was promoted to Triple-A Charlotte July 25...combined for a 3.20 ERA and .221 opponents batting average in 39 appearances overall... struck out 69 batters in 59.0 innings (10.53 per nine innings) and walked just 16 for a strikeout-to-walk ratio of 4.31...yielded a .175 average with runners in scoring position...allowed 2-of-14 (14.3%) inherited runners to score...converted 5-of-7 (71.4%) save opportunities, all with the Barons...tossed at least one inning in 37 of his 39 appearances, including two or more 15 times... tossed a season-high 3.0 scoreless innings and retired all nine batters he faced May 21 at Biloxi... compiled a 0.90 ERA in eight games in June...did not allow a run in nine of his last 10 games with the Barons (1.88 ERA)...was transferred to Charlotte July 25...did not allow a run in four his last five appearances (1.23 ERA)...played in the Arizona Fall League following the season and was 0-1 with a 30.47 ERA in four relief appearances for Glendale.

**2014**—Spent the entire season in the starting rotation at Single-A Winston-Salem and went 7-10 with a 5.25 ERA and .304 opponents batting average in 27 starts...ranked third in the Carolina League in strikeouts (129) and games started and fourth in innings pitched (145.2)...led the league with 105 runs, which tied for fifth most in all of minor league baseball...issued just 33 walks and his average of 2.04 walks per nine innings was third lowest among CL starting pitchers...walked two batters or fewer in 25 of his 27 starts...struck out 10 batters in 6.0 innings May 9 at Frederick...tossed a seven-inning complete game June 10 against Wilmington, a three-hitter in an 8-2 Dash win (1 bb, 3 so)...was on the disabled list from July 9 to 18 with a strained muscle in his back...struck out a season-high 13 batters and tossed 7.0 scoreless innings to defeat Frederick July 30...was named Carolina League Pitcher of the Week on Aug. 4 for his efforts.

**2013**—Began the season at Single-A Greenville in the Boston Red Sox organization and was dealt to the Chicago White Sox organization July 30 as part of the Jake Peavy trade...pitched for Single-A Kannapolis and Single-A Winston-Salem and combined for a 2-2 record, 12 saves, a 3.42 ERA and .257 opponents batting average in 36 appearances overall, all in relief...converted 12-of-13 (92.3%) save opportunities...had a 1.80 ERA in six games in June and a 1.80 ERA in seven games in July.

**2012**—Made his professional debut with the Red Sox affiliate in the Gulf Coast League and went 2-0 with two saves, a 1.27 ERA and .147 opponents batting average in 13 relief appearances...had a strikeout-to-walk ratio of 9.33 and did not surrender a home run in 21.1 innings...tossed 2.0 scoreless innings July 13 against the Orioles for his first win...added 2.0 scoreless frames in his next outing July 16 against the Rays for his first save...made one postseason appearance and did not allow a run in 1.2 innings (2 h, 1 bb, 1 so).

## PERSONAL/MISCELLANEOUS

Jeffrey Benjamin Wendelken...is married, Hailee...attended Middle Georgia State College...was named the 2012 GCAA Player of the Year.

### ATHLETICS MOST ALL-STAR GAME SELECTIONS

9	Mark McGwire
6	Jim Hunter
6	Reggie Jackson
6	Rickey Henderson
5	Bert Campaneris
5	Bob Johnson
5	Jose Canseco

## LIFETIME PITCHING RECORD

Year	Club	W	L	ERA	G	GS	CG	SHO	SV	IP	H	R	ER	HR	HB	BB	IBB	SO	WP	BK
2012	GCL Red Sox	2	0	1.27	13	0	0	0	2	21.1	11	3	3	0	0	3	0	28	0	1
2013	Greenville	2	0	2.77	27	0	0	0	10	65.0	59	20	20	4	3	20	0	54	6	2
	Kannapolis	0	1	9.64	3	0	0	0	2	4.2	8	5	5	0	0	1	0	8	1	0
	Winston-Salem	0	1	4.82	6	0	0	0	0	9.1	12	6	5	1	0	7	0	16	3	0
2014	Winston-Salem	7	10	5.25	27	27	1	0	0	145.2	181	105	85	15	5	33	0	129	4	0
2015	Birmingham	6	2	2.72	27	0	0	0	5	43.0	36	14	13	4	0	11	0	56	0	0
	Charlotte	0	0	4.50	12	0	0	0	0	16.0	14	11	8	2	0	5	0	13	0	0
2016	Nashville	1	4	4.11	39	0	0	0	5	46.0	48	25	21	5	4	26	2	65	5	0
	OAKLAND	0	0	9.95	8	0	0	0	0	12.2	18	15	14	3	0	9	0	12	2	0
2017	Nashville	(Injured — did not pitch)																		
2018	Midland	0	1	3.38	11	0	0	0	3	13.1	11	6	5	3	0	10	1	23	0	0
	Nashville	1	1	2.80	22	1	0	0	3	35.1	29	11	11	2	0	10	0	52	1	0
	OAKLAND	0	0	0.54	13	0	0	0	0	16.2	8	1	1	1	0	5	0	14	1	0
2019	OAKLAND	3	1	3.58	27	0	0	0	0	32.2	21	14	13	2	2	9	2	34	2	0
	Las Vegas	6	3	5.59	30	1	0	0	3	38.2	47	26	24	8	2	19	1	43	3	0
2020	OAKLAND	1	1	1.80	21	0	0	0	0	25.0	17	8	5	2	0	11	0	31	2	0
<b>Major League Totals</b>		<b>4</b>	<b>2</b>	<b>3.41</b>	<b>69</b>	<b>0</b>	<b>0</b>	<b>0</b>	<b>0</b>	<b>87.0</b>	<b>64</b>	<b>38</b>	<b>33</b>	<b>8</b>	<b>2</b>	<b>34</b>	<b>2</b>	<b>91</b>	<b>7</b>	<b>0</b>
<b>Minor League Totals</b>		<b>25</b>	<b>23</b>	<b>4.11</b>	<b>217</b>	<b>29</b>	<b>1</b>	<b>0</b>	<b>33</b>	<b>438.1</b>	<b>456</b>	<b>232</b>	<b>200</b>	<b>44</b>	<b>14</b>	<b>145</b>	<b>4</b>	<b>487</b>	<b>23</b>	<b>3</b>

## CAREER TRANSACTIONS

**2012** — Selected by the Boston Red Sox organization in the 13th round of the First-Year Player Draft. **2013** — Traded to the Chicago White Sox with outfielder Avisail García, minor league pitcher Frankie Montas and minor league infielder Cleuluis Rondon for pitcher Jake Peavy, July 30. **2015** — Traded to the Oakland Athletics with minor league pitcher Zack Erwin for infielder Brett Lawrie, December 9. **2020** — On the injured list, September 24 to 27.

## WILD CARD RECORD

Year	Club/Opp.	W	L	ERA	G	GS	CG	SHO	SV	IP	H	R	ER	HR	HB	BB	IBB	SO	WP	BK
2018	OAK vs. NYY	(On roster — did not pitch)																		
2019	OAK vs. TB	(On roster — did not pitch)																		
2020	OAK vs. CWS	0	0	0.00	2	0	0	0	0	3.2	1	0	0	0	0	0	0	3	0	0

## DIVISION SERIES RECORD

Year	Club/Opp.	W	L	ERA	G	GS	CG	SHO	SV	IP	H	R	ER	HR	HB	BB	IBB	SO	WP	BK
2020	OAK vs. HOU	0	1	18.00	2	0	0	0	0	1.0	4	6	2	1	0	1	0	1	0	0

## WENDELKEN'S CAREER BESTS

**Low Hit Complete Game:** None

**Innings Pitched:** 3.1, April 7, 2019 at Houston

**Strikeouts:** 4 (twice), last: July 6, 2019 at Seattle


**Pitches:** 53, September 2, 2016 vs. Boston

**Longest Winning Streak:** 4, June 25, 2019 to August 7, 2020

**Longest Losing Streak:** 1 (twice), last: September 8, 2020 to present

**Longest Scoreless Streak:** 17.2 (twice), last: May 9, 2019 to August 7, 2020



**INFIELDER****Height/Weight:** 5-11 / 219**Bats/Throws:** Right / Right**Birthdate:** July 29, 1990**Opening Day Age:** 30**Birthplace/Resides:** Bartlett, Tennessee / Arlington, Tennessee**Major League Service:** None**Obtained:** Signed to a minor league contract, November 10, 2020**Contract Status:** First year of a one-year contract through 2021 [Updated Stats](#)**NON-ROSTER INVITEE****CAREER HIGHLIGHTS**

Was originally selected by St. Louis in the 10th round of the 2012 First-Year Player Draft and spent five seasons in the Cardinals farm system before he was selected by Washington in the Triple-A portion of the 2017 Rule 5 draft...played three seasons in the minors with the Nationals and is a .257 hitter with 100 home runs and 441 RBI in 753 games overall in eight seasons in the minors... has played in 364 games at third base, 254 at second base, 37 at first base, 18 at shortstop, 12 in right field and nine in left field...also played for the Lotte Giants in Korea in 2019.

**2020 HIGHLIGHTS**

Was a non-roster invitee with Washington and hit .462 with five walks (.611 on-base percentage) in 11 games...was not added to the Nationals 60-man player pool and did not play in 2020.

**CAREER**

**2019**—Had minor league bests in batting (.310), on-base percentage (.404), slugging percentage (.609) and OPS (1.013) in 55 games for Triple-A Fresno...was named Pacific Coast League Player of the Week May 12...hit his 100th career minor league home run in the second game of a May 27 doubleheader against El Paso...was released on June 10 and signed with the Lotte Giants of the Korean Baseball Organization on June 12...batted .251 with nine home runs and 37 RBI in 68 games in Korea...played in the Arizona Fall League for Salt River (2013) and Peoria (2014).

**2018**—Hit .278 with 28 doubles, one triple, seven home runs, 55 RBI, 41 walks and 48 runs scored in 108 games between three levels of Washington's system...spent most of the year at Triple-A Syracuse and was named the International League Midseason All-Star Team.

**2017**—Matched a career-high with 129 games played at Double-A Springfield...batted .248 with 17 home runs and 66 RBI.

**2016**—Hit .223 with 17 doubles, 14 home runs, 47 RBI, 32 walks and 43 runs scored in 97 games between Triple-A Memphis and Double-A Springfield.

**2015**—Matched a career-high with 18 home runs with Double-A Springfield and Triple-A Memphis...was named a Cardinals Organization All-Star by MiLB.com.

**2014**—Recorded 25 doubles in just 66 games between Single-A Palm Beach and Double-A Springfield...named Texas League Player of the Week on June 2...batted .289 with 13 RBI in 24 games for Peoria in the Arizona Fall League.

**2013**—Clubbed a career-high 18 home runs with Single-A Peoria and Single-A Palm Beach in his second professional season...named to the Midwest League Midseason All-Star team...hit .304 with a home run and 13 RBI in 13 games for Salt River in the Arizona Fall League.

**2012**—Hit .275 with seven doubles, one triple, six homers and 25 RBI in 46 games in his professional debut with Batavia...was named New York-Penn League Player of the Week on Aug. 20.

**PERSONAL/MISCELLANEOUS**

Jacob Clinton Wilson was originally signed by St. Louis scout Tim Osborne...graduated from Bartlett (TN) High School and attended the University of Memphis...was named 2012 CUSA Player of the Year.

**LIFETIME PLAYING RECORD**

Year	Club	AVG.	G	AB	R	H	2B	3B	HR	RBI	SH	SF	HP	BB	SO	SB	CS	OBP	SLG	E
2012	Batavia	.275	46	160	28	44	7	1	6	25	0	2	4	13	33	2	1	.341	.444	4
2013	Peoria	.264	97	348	63	92	24	1	15	72	3	8	10	40	54	6	5	.350	.468	6
	Palm Beach	.179	32	117	12	21	4	0	3	10	1	0	2	17	20	0	1	.294	.291	4
2014	Palm Beach	.298	30	121	18	36	12	0	0	20	1	3	1	12	24	0	0	.358	.397	4
	Springfield	.305	36	131	15	40	13	0	5	21	0	1	2	11	23	3	1	.366	.519	3
2015	Springfield	.225	34	120	18	27	6	0	7	21	0	2	2	17	25	0	2	.326	.450	5
	Memphis	.231	89	307	41	71	14	1	11	56	0	6	6	23	68	2	1	.292	.391	12
2016	Memphis	.221	72	226	29	50	14	0	8	29	0	3	4	20	55	3	2	.292	.389	10
	Springfield	.226	25	84	14	19	3	0	6	18	3	2	0	12	25	0	0	.316	.476	1
2017	Springfield	.248	129	432	63	107	20	1	17	66	1	8	12	50	97	2	3	.337	.417	11
2018	Harrisburg	.246	15	61	9	15	3	0	4	8	0	3	0	7	13	1	1	.310	.492	2
	GCL Nationals	.333	4	15	2	5	1	0	0	5	0	0	0	1	1	0	0	.375	.400	1
	Syracuse	.282	89	316	37	89	24	1	3	42	1	8	6	33	63	1	1	.353	.392	7
2019	Fresno	.310	55	197	40	61	12	1	15	48	2	1	1	31	43	1	0	.404	.609	5
	Lotte (Korea)	.251	68	231	21	58	15	0	9	37	0	1	5	31	60	1	2	.351	.433	—
2020	(Minor League Season Canceled — Did Not Play)																			
<b>Minor League Totals</b>		<b>.257</b>	<b>753</b>	<b>2635</b>	<b>389</b>	<b>677</b>	<b>157</b>	<b>6</b>	<b>100</b>	<b>441</b>	<b>12</b>	<b>47</b>	<b>50</b>	<b>287</b>	<b>544</b>	<b>20</b>	<b>18</b>	<b>.336</b>	<b>.435</b>	<b>75</b>

**CAREER TRANSACTIONS**

**2012** — Selected by the St. Louis Cardinals in the 10th round of the First-Year Player Draft. **2017** — Selected by the Washington Nationals in the Triple-A portion of the Rule 5 draft, December 14. **2019** — Released, June 10; signed by Lotte (Korean Baseball Organization). Signed by Washington to a minor league contract December 19. **2020** — Elected free agency, November 1; signed by the Oakland Athletics to a minor league contract, November 10.

## HOW THE A'S WERE BUILT

June 4, 2012	Matt Olson selected as a compensation pick following the 1st round of the First-Year Player Draft
July 3, 2012	Luis Barrera signed as a non-drafted free agent
June 6, 2013	Chad Pinder selected in the Competitive Balance Round B of the First-Year Player Draft
June 8, 2013	Lou Trivino selected in the 11th round of the First-Year Player Draft
June 5, 2014	Matt Chapman selected in the 1st round of the First-Year Player Draft
Dec. 9, 2014	Chris Bassitt acquired with Josh Phegley, Rangel Ravelo and Marcus Semien from Chicago (AL) for Jeff Samardzija and Michael Ynoa
Dec. 11, 2014	Mark Canha acquired from Colorado for Austin House and cash considerations
March 24, 2015	Wandisson Charles signed as a non-drafted free agent
June 9, 2015	Skye Bolt selected in the 4th round of the First-Year Player Draft
June 10, 2015	Seth Brown selected in the 19th round of the First-Year Player Draft
July 28, 2015	Sean Manaea acquired from Kansas City with Aaron Brooks for Ben Zobrist and cash considerations
Dec. 9, 2015	J.B. Wendelken acquired from the Chicago White Sox with Zack Erwin for Brett Lawrie
June 9, 2016	A.J. Puk selected in the 1st round of the First-Year Player Draft
June 9, 2016	Daulton Jefferies selected in Competitive Balance Round A of the First-Year Player Draft
June 10, 2016	Sean Murphy selected in the 3rd round of the First-Year Player Draft
Aug. 1, 2016	Grant Holmes and Frankie Montas acquired with Jharel Cotton from Los Angeles (NL) for Rich Hill and Josh Reddick
Feb. 1, 2017	Miguel Romero signed as a non-drafted free agent
June 12, 2017	Greg Deichmann selected in the 2nd round of the First-Year Player Draft
July 16, 2017	Jesus Luzardo acquired from Washington with Sheldon Neuse and Blake Treinen for Sean Doolittle and Ryan Madson
July 31, 2017	James Kaprielian acquired from New York (AL) with Dustin Fowler and Jorge Mateo for Sonny Gray and \$1.5 million international bonus slot cash
Dec. 7, 2017	Yusmeiro Petit signed as a free agent
Nov. 20, 2017	Ramon Laureano acquired from Houston for Brandon Bailey
Dec. 14, 2017	Stephen Piscotty acquired from St. Louis for Yairo Muñoz and Max Schrock
Aug. 6, 2018	Mike Fiers acquired from Detroit for Nolan Blackwood and Logan Shore
July 27, 2019	Jake Diekman acquired from Kansas City for minor league pitcher Ismael Aquino and minor league outfielder Dairon Blanco
Dec. 2, 2019	Austin Allen and a player to be named later (minor leaguer Buddy Reed on Dec. 12) acquired from San Diego for Jurickson Profar
Dec. 10, 2019	Jordan Weems signed to a minor league contract
Dec. 12, 2019	Vimal Machin acquired from the Philadelphia Phillies in exchange for cash considerations
Jan 13, 2020	Tony Kemp acquired from the Chicago Cubs for minor leaguer Alfonso Rivas
Feb. 15, 2020	Burch Smith acquired from the San Francisco Giants for cash considerations
Dec. 10, 2020	Ka'ai Tom selected from Cleveland in the 1st round of the Rule 5 Draft
Dec. 10, 2020	Dany Jiménez selected from Toronto in the 2nd round of the Rule 5 Draft
Jan. 14, 2021	Nik Turley acquired from the Pittsburgh Pirates for cash considerations
Jan. 30, 2021	Cole Irvin acquired from the Philadelphia Phillies for cash considerations
Feb. 6, 2021	Elvis Andrus and Aramis Garcia acquired Texas with cash for Khris Davis, Jonah Heim and Dane Acker
Feb. 12, 2021	Adam Kolarek acquired the Los Angeles Dodgers with Cody Thomas for Sheldon Neuse and Gus Varland
Feb. 18, 2021	Sergio Romo signed as a free agent
Feb. 22, 2021	Trevor Rosenthal signed as a free agent
Feb. 23, 2021	Mitch Moreland signed as a free agent

# ROSTER

**MANAGER:** 6 Bob Melvin. **COACHES:** 10 Mike Aldrete, 51 Darren Bush, 29 Ryan Christenson, 14 Scott Emerson, 59 Marcus Jensen, 7 Mark Kotsay, 52 Eric Martins. **ATHLETIC TRAINERS:** Nick Paparesta, Jeff Collins, Brian Schulman. **SPORT PERFORMANCE COACHES:** Josh Cluffe, Steve Candelaria. **MESSAGE THERAPIST:** Ozzie Byles. **TRAVELING SECRETARY:** Mickey Morabito. **EQUIPMENT MANAGER:** Steve Vucinich. **VIDEO COORDINATOR:** Adam Rhoden. **BULLPEN CATCHERS:** 88 Phil Pohl, 91 Dustin Hughes

NO	PITCHERS (23)	B	T	HT	WT	BORN	BIRTHPLACE	RESIDENCE	2020 CLUBS	W	L	ERA	G	GS	CG	SHO	SV	IP	H	R	ER	BB	SO	ML SERVICE	
40	Chris Bassitt	R	R	6-5	217	2-22-89	Toledo, OH	Washington, NC	OAKLAND	5	2	2.29	11	11	0	0	0	63.0	56	18	16	17	55	4 years, 130 days	
63	Wandisson Charles	R	R	6-4	263	9-7-96	Bani, DR	Peravia, DR	OAKLAND	2	0	0.42	21	0	0	0	0	21.1	8	2	1	12	31	8 years, 50 days	
35	Jake Diekmann	L	L	6-4	195	1-21-87	Wymore, NE	Lincoln, NE	OAKLAND	6	3	4.58	11	11	0	0	0	59.0	65	31	30	16	37	7 years, 85 days	
50	Mike Fiers	R	R	6-2	211	6-15-85	Hollywood, FL	Deerfield Beach, FL	OAKLAND	0	1	17.18	3	0	0	0	0	3.2	11	7	7	1	4	120 days	
67	Grant Holmes	L	R	6-0	226	3-22-96	Conway, SC	Conway, SC	PHILADELPHIA	0	1	17.18	3	0	0	0	0	3.2	11	7	7	1	4	120 days	
71	Cole Irvin	L	R	6-4	217	1-31-94	Anaheim, CA	Yorba Linda, CA	OAKLAND	0	1	22.50	1	1	0	0	0	2.0	5	5	2	1	3	3 days	
66	Daulton Jeffries	R	R	6-0	182	8-2-95	Merced, CA	Phoenix, AZ	OAKLAND	0	0	6.75	2	0	0	0	0	1.1	1	1	1	1	3	31 days	
81	Danny Jiménez	R	R	6-1	182	12-23-93	San Cristobal, DR	San Cristobal, DR	OAKLAND	0	0	7.36	2	0	0	0	0	3.2	4	3	2	4	4	31 days	
32	Danny Kaprielian	R	R	6-3	225	3-2-94	Laguna Hills, CA	Venice, CA	OAKLAND	0	0	0.95	20	0	0	0	0	1.90	11	2	2	4	13	2 years, 120 days	
21	Adam Kolarik	L	L	6-3	215	1-14-89	Baltimore, MD	Odenton, MD	LOS ANGELES (NL)	3	2	4.12	12	9	0	0	0	59.0	58	27	17	59	1 year, 21 days		
44	Jesús Luzardo	L	L	6-0	218	9-30-97	Lima, Peru	Parkland, FL	OAKLAND	4	3	4.50	11	11	0	0	0	54.0	57	32	27	8	45	4 years, 157 days	
47	Frankie Montas	R	R	6-2	255	3-21-93	Saimagua, D.R.	Litchfield, AZ	OAKLAND	3	5	5.60	11	11	0	0	0	53.0	57	35	33	23	60	3 years, 15 days	
36	Yusmeiro Pettit	R	R	6-1	252	11-22-84	Maracaibo, Venezuela	Weston, FL	OAKLAND	2	1	1.66	26	0	0	0	0	21.2	19	4	4	5	17	10 years, 16 days	
55	Sean Manaea	R	R	6-5	245	2-1-92	Valparaiso, IN	Phoenix, AZ	OAKLAND	0	0	0.00	9	0	0	0	0	13.2	9	5	5	7	21	7 years, 1 day	
33	A.J. Puk	L	L	6-7	248	4-25-95	Minneapolis, MN	Tampa, FL	KANSAS CITY	0	0	3.29	14	0	0	0	0	7	10.0	3	1	0	1	None	
19	Miguel Romero	R	R	6-0	202	4-23-94	Manuel Tames, Cuba	Miami, FL	SAN DIEGO	1	0	0.00	9	0	0	0	0	4	10.0	3	1	0	1	17	None
41	Trevor Rosenthal	R	R	6-2	220	5-29-90	Lee's Summit, MO	Des Perres, MO	KANSAS CITY	0	0	3.29	14	0	0	0	0	7	13.2	9	5	5	7	21	7 years, 1 day
54	Sergio Romo	R	R	5-11	185	3-4-83	Brawley, CA	San Francisco, CA	SAN DIEGO	1	0	0.00	9	0	0	0	0	4	10.0	3	1	0	1	17	None
46	Burch Smith	R	R	6-4	225	4-12-90	San Antonio, TX	Tampa, FL	MINNESOTA	1	2	4.05	24	0	0	0	0	5	20.0	16	9	7	23	12 years, 97 days	
62	Lou Trivino	R	R	6-5	235	10-1-91	Sellersville, PA	Green Lane, PA	OAKLAND	2	0	2.25	6	0	0	0	0	12.0	7	3	3	1	13	3 years, 95 days	
23	Nik Turley	L	L	6-4	230	9-11-89	La Canada, CA	Gilbert, AZ	OAKLAND	0	0	3.86	20	0	0	0	0	23.1	16	10	10	10	26	2 years, 163 days	
70	Jordan Weems	L	R	6-3	175	11-7-92	Columbus, GA	Columbus, GA	PITTSBURGH	0	3	4.98	25	0	0	0	0	1	21.2	13	13	12	11	20	1 year, 143 days
57	J.B. Wendelen	R	R	6-1	242	3-24-93	Savannah, GA	Porter, GA	OAKLAND	0	0	3.21	9	0	0	0	0	14.0	10	5	5	7	18	170 days	
NO	CATCHERS (3)	B	T	HT	WT	BORN	BIRTHPLACE	RESIDENCE	2020 CLUBS	AVG.	G	AB	R	H	2B	3B	HR	HR	BB	SO	SB	CS	ML SERVICE		
30	Austin Allen	L	R	6-2	219	1-16-94	St. Louis, MO	Montverde, FL	OAKLAND	.194	14	31	1	6	1	0	1	3	1	14	0	0	0	171 days	
37	Aramis Garcia	R	R	6-1	228	1-12-93	Hialeah, FL	Phoenix, AZ	SAN FRANCISCO	.233	43	116	21	27	5	0	7	14	24	37	0	0	1 year, 86 days		
12	Seán Murphy	R	R	6-3	228	10-4-94	Peekskill, NY	Dayton, OH	OAKLAND	.194	29	103	11	20	5	0	3	7	8	15	3	1	12 years		
NO	INFELDERS (6)	B	T	HT	WT	BORN	BIRTHPLACE	RESIDENCE	2020 CLUBS	AVG.	G	AB	R	H	2B	3B	HR	RBI	BB	SO	SB	CS	ML SERVICE		
17	Elvis Andrus	R	R	6-0	210	8-26-88	Maracay, Venezuela	Frisco, TX	TEXAS	.232	37	142	22	33	9	2	10	25	8	54	0	0	3 years, 109 days		
26	Matt Chapman	R	R	6-0	215	4-28-93	Victorville, CA	Trabuco Canyon, CA	OAKLAND	.232	37	142	22	33	9	2	10	25	8	54	0	0	3 years, 109 days		







**Chris Bassitt** posted a 2.29 ERA in 11 starts in 2020 and had the sixth lowest ERA in the majors.



SEASON IN REVIEW

## SEASON IN REVIEW

**2020 RECAP:** The A's finished the season with a 36-24 record for a .600 winning percentage...that tied for the second best record in the American League, tied for fourth best in the majors and tied for eighth best in Oakland history...it was the A's best since the 2002 club finished 103-59 (.636)...won 97 games in each of the previous two seasons for a .599 winning percentage...this marks just the second time in Oakland history (1988-90) and fourth time in Athletics history (1909-11, 1928-32) the A's finished with a .599 winning percentage or better in at least three straight seasons...won their 17th AL West title, their first since 2013...only the Braves (20), Yankees (19) and Dodgers (19) have won more division championships...finished seven games ahead of second place Houston, which was the A's largest margin since 1990 when they won the West by nine games...held at least a share of first place for 64 of 66 days and had sole possession of first for each of the final 56 days...spent 97.0% of the season with at least a share of first, which was the second highest percentage in a season in Oakland history...the 1988 A's spent 174 of 179 days (97.2%) either first or tied for first...in 2020, the A's spent 56 days alone in first, eight days tied for first, one day tied for second and one day in third...the 60 games played are the fewest in Athletics history...the previous low was 109 in the strike-shortened 1981 season...it was the fifth time in Oakland history the A's played fewer than 161 games in a season...in addition to 1981, the A's played 114 games in 1994, 144 in 1995 and 155 in 1972 (also strike seasons)...are 230-154 (.599) over the last three seasons, which is the fourth best record in the majors...the A's began the season by winning three of four from Los Angeles (AL) but then had a season-high three-game losing streak to fall to 3-4 at the conclusion of play on July 31...that was the A's only day under .500 and they were in third place in the AL West, one game behind first place Houston...then won each of the first nine games in August, which was the second longest winning streak in the majors in 2020...it tied for the ninth longest winning streak in Oakland history...defeated Seattle 11-1 on Aug. 3 to move into sole possession of first place in West and remained there for the rest of the season...capped the winning streak by sweeping a three-game series from Houston Aug. 7-9 to increase their lead in the West to five games...swept a three-game series at San Francisco Aug. 14-16 to improve to 16-6...then went 6-6 over the next 12 games before a positive Covid-19 test halted the A's season after being swept in a doubleheader at Houston Aug. 29...did not play for the next five days and had four games postponed before play resumed on Sept. 4...were 22-12 at the resumption of play and had a two-game lead in the West...went 14-12 over the final 26 games, but the Astros went 8-16 over that span...lost two of three to San Diego Sept. 4-6 but Houston was swept in a four-game series at Los Angeles (AL) that weekend and the A's increased their lead to 3½ games...then won four of five from the Astros in a five-game series in Oakland from Sept. 7-10 to take a 6½-game lead...a win on Sept. 11 at Texas increased the A's lead to a season-high seven games...went 8-9 the rest of the way...clinched a postseason berth in game 51 on Sept. 18 with a 6-0 win over San Francisco and clinched the West on their day off on Sept. 21 following game 53...it was the second time in Oakland history the A's clinched the division on an off-day (1992)...it marked the first time the A's clinched the West with at least seven games remaining since 1990 when they did it with eight games left in the season.

### OAKLAND A'S BEST RECORDS

.642 (104-58)	1988
.636 (103-59)	2002
.636 (103-59)	1990
.630 (102-60)	2001
.627 (101-60)	1971
.611 (99-63)	1989
.605 (98-64)	1975
<b>.600 (36-24)</b>	<b>2020</b>
.600 (93-62)	1972
.599 (97-65)	2019
.599 (97-65)	2018

### MAJOR LEAGUE BASEBALL BEST RECORDS

#### LAST THREE YEARS (2018-20)

Los Angeles (NL).....	241-144 (.626)
Houston .....	239-145 (.622)
New York (AL).....	236-148 (.615)
<b>Oakland .....</b>	<b>230-154 (.599)</b>
Tampa Bay .....	226-158 (.589)

#### LAST NINE YEARS (2012-20)

Los Angeles (NL).....	800-557 (.590)
New York (AL).....	762-594 (.562)
Washington .....	756-600 (.558)
St. Louis .....	753-601 (.556)
Cleveland.....	741-613 (.547)
<b>Oakland .....</b>	<b>720-636 (.531)</b>

#### LAST 21 YEARS (2000-20)

New York (AL).....	1919-1377 (.582)
St. Louis .....	1842-1455 (.559)
Los Angeles (NL).....	1824-1476 (.553)
Boston .....	1816-1483 (.550)
Atlanta .....	1770-1527 (.537)
<b>Oakland .....</b>	<b>1765-1533 (.535)</b>



**A's IN POSTSEASON:** The A's returned to the postseason for the third consecutive season, sixth time in the last nine years and 11th time in the last 21 seasons...are one of six teams to reach the postseason in each of the last three years (Astros, Braves, Brewers, Dodgers, Yankees)...over the last nine years, only the Dodgers (8) have more than six postseason appearances and over the last 21 seasons only the Yankees (17), Cardinals (14), Dodgers (12) and Braves (12) have more...it was the 29th postseason appearance in franchise history, which includes 21 with Oakland and eight with Philadelphia...that is fourth most all-time...qualified for the postseason by winning their first American League West championship since 2013...it was the A's third AL West title in the last nine years, their seventh in the last 21 and their 17th overall...the 17 division titles are fourth most all-time...defeated Chicago in the American League Wild Card Series, 2 games to 1, to win their first postseason series since the 2006 ALDS against Minnesota...snapped their Major League record nine-game losing streak in winner-take-all postseason games...then lost to Houston in the ALDS at Dodger Stadium, 3 games to 1...have now lost 13 of their last 15 postseason series (includes one-game wild card games) after winning 11 of their first 15 postseason series in Oakland through the 1990 ALCS.

**THE FINAL 26 GAMES:** The A's were 22-12 (.647) when their season was halted on Aug. 30 due a positive Covid-19 test...had the third best record in the majors at the time...the Aug. 30 game at Houston and a three-game series at Seattle from Sept. 1-3 were postponed and Oakland was off for five days before resuming play on Sept. 4...went 14-12 (.538) over the final 26 games, which was the 13th best record in the majors...played 26 games over the final 24 days of the regular season, which were the A's most games over a 24-day stretch since July 21-Aug. 13, 1978 when they had 27 games in 24 days...had a stretch from Sept. 8-14 where they played three doubleheaders in three different cities in three different time zones (Sept. 8 vs. Houston, Sept. 12 at Texas, Sept. 14 at Seattle)...went 6-4 over that stretch and the 10 games were the A's most over a seven-day stretch since June 16-22, 1966...played four games in three different cities in three different time zones over a span of 56 hours and 47 minutes from Sept. 13-15 and lost three of those four games...played 16 games in 13 days from Sept. 4-16 and went 9-7 over that span...it was the first time the A's played 16 games in 13 days since July 18-30, 1975.

**THE RULE CHANGES:** The A's finished with a 6-1 record in extra inning games...six of the games were decided in the first extra inning (10th inning five times, eighth inning once) and the other (Aug. 7 vs. Houston) in 13 innings...scored the runner from second in 6 of 10 innings while the A's pitching staff did not allow the runner that started the inning on second to score in 7 of 10 innings...outscored the opposition 12-6 in extra innings...hit .276 (8-for-29) with two doubles, two home runs and five walks...the opposition was 6-for-34 (.176) with three walks...the average time of game in the A's extra inning games was 3 hours and 25.7 minutes...however, played five seven-inning doubleheaders necessitated by social justice protests (Aug. 29 at Houston, Sept. 12 at Texas) and Covid-19 (Sept. 8 vs. Houston, Sept. 14 at Seattle and Sept. 26 vs. Seattle) and were 3-7 in those games...were swept on Aug. 29 at Houston and Sept. 26 vs. Seattle and split the other three...the five doubleheaders were the A's most in a season since 1986 when they also had five...entering the season, had played just 16 games fewer than nine innings since moving to Oakland in 1968...prior to this year, the most recent was on Aug. 27, 2013 at Detroit, a 6-3 A's win that was called because of rain with no outs in the top of the sixth...the average time of game in the 10 doubleheader games was 2 hours and 27.1 minutes...overall, the A's average time of game was 2 hours and 57 minutes, which was second quickest in the majors...it was the first time they averaged under 3 hours since 2016 (2:56).

**162-GAME PROJECTIONS:** The A's won 36 games, which projects to 97.2 wins over a 162-game season...Oakland won 97 games in each of the previous two seasons...were hit by a pitch 39 times, which was more than 20 seasons in Oakland history...the hit by pitches project to 105.3 in a 162-game season and the Athletics record is 88 in 2001...Ramón Laureano was hit 12 times, which tied for ninth most in Oakland history...that would be 32.4 in 162 games and the Athletics record is 20 (Don Baylor, 1976; Jason Kendall, 2005)...Mark Canha and Marcus Semien tied for the A's team-lead with 47 hits, which would be 126.9 over a full season...the fewest hits by an Oakland team-leader in a non-strike season in 136 by Dave Revering in 1979...Matt Olson had 77 strikeouts, which put him on pace for the first 200-strikeout season in Athletics history (207.9)...the A's had just 91 doubles, or 245.7 in 162 games...the last time the A's had fewer than 250 doubles in a 162-game season was in 1992 (219).

**OFFENSE:** The A's batted .225, which was sixth lowest in the majors but second lowest in the 120-year history of the Athletics franchise...the low is .223 by the 1908 Philadelphia A's...however, ranked third in the majors in hit by pitches (39) and seventh in walks (238)...had a .322 on-base percentage, which was .097 points higher than the team batting average...the was the largest difference in Oakland history ahead of the 1999 club, which had a difference of .096 (.259 batting average, .355 on-base percentage)...were successful in 26-of-29 (89.7%) stolen base attempts, which was the best percentage in Major League history ahead of the 2007 Phillies (138-of-157, 87.9%)...hit four grand slams, which matched the A's season total from 2018 and 2019 and was second in the majors to San Diego (7)...two of the grand slams came in the ninth inning and the other was in the 10th and the A's are the 18th team in Major League history with three grand slams in the ninth inning or later in a season (last: Toronto, 2018)...also ranked fourth in the majors in slugging (.635) and extra base hits (8) with the bases loaded, tied for fourth in walks (7), sixth in RBI (53) and seventh in batting (.308)...the slugging percentage was second highest in Oakland history (.712 in 2000)...however, hit .228 with runners in scoring position, which was second lowest in the majors (Texas, .218) and the lowest in Oakland history (previously: .232 in 1977)...averaged 4.20 plate appearances per strikeout, which was the second lowest mark in Athletics history (4.11 in 2017)...the A's number three hitters batted a combined .178, which was second lowest in the majors (Texas, .145) and the lowest in Athletics history (previous: .220 in 1979)...averaged 4.02 pitches per plate appearance, which ranked eighth in the majors but was the best in Oakland history since pitch data was tracked beginning in 1988.

**PITCHING:** The A's compiled a 3.77 ERA, which was fifth lowest in the majors...had the fifth lowest opponents on-base percentage (.302), the ninth lowest OPS (.693) and 10th lowest slugging percentage (.392)...the on-base percentage was seventh lowest in Oakland history...had the second fewest hit batters in the majors (15), issued the third fewest walks (165) and tied for the sixth fewest home runs (69)...however, the average of 1.21 home runs per nine innings was fifth highest in Oakland history...struck out 506 batters, which tied for ninth fewest in the majors...however, averaged 8.84 strikeouts per nine innings, which was the highest mark in Athletics history (previous: 7.98 in 2019)...also had the highest strikeout-to-walk ratio in A's history with a mark of 3.07 (previous: 3.06 in 2014)...tied for the fewest triples allowed in the majors (3), had the fourth fewest wild pitches (16), tied for the fifth fewest extra base hits (157) and tied for the sixth most shutouts (5) and pickoffs (5)...averaged 136.7 pitches per game, which was the fewest in the majors and second fewest by an A's team since pitch count data was tracked beginning in 1988 (134.2 in 1990)...had the second fewest pitches per inning in the majors (15.9).

**STARTING PITCHING:** A's starting pitchers went 22-19 with a 4.49 ERA...tied for third in the majors in wins, ranked seventh in innings pitched (307.0) and eighth in fewest walks (88)...however, the average of 5.12 innings pitched per start was second lowest in Athletics history to a mark of 5.09 in 2018...tossed seven innings or fewer in all 60 games...now have a streak of 176 consecutive games with eight innings pitched or fewer dating back to May 18, 2019, which is second longest in Oakland history (186, Aug. 20, 2016-Sept. 14, 2017)...had one complete game in 2020 and it was a seven-inning complete game by Mike Minor on Sept. 14, which snapped a 172-game streak without a complete game...that was second longest in Athletics history...allowed a .260 opponents batting average, which was ninth highest in the majors...averaged 8.30 strikeouts per nine innings, which was the highest mark in Athletics history (previous: 7.65 in 2014)...had a 3.22 strikeout-to-walk ratio, which was also the best (2.98 in 2014).

**THE BULLPEN:** The A's bullpen led the majors with a 2.72 ERA, which was sixth lowest in Oakland history...it was the lowest since the 1990 club set the record with a 2.35 ERA...had the second lowest opponents batting average (.208), on-base percentage (.280), slugging percentage (.336) and OPS (.616) to the Dodgers (.207/.274/.322/.595)...the batting average was second lowest in Oakland history to the 1989 club (.203)...the on-base percentage was fourth lowest, the OPS sixth best and the slugging percentage ranked eighth...converted 17-of-21 (81.0%) save opportunities, which was the third best percentage in the majors...tied for fifth in saves and tied for second in fewest blown saves...the save percentage was fourth best in Oakland history and the best since 1992 (84.1%)...had the fewest losses (5) and best winning percentage (.737) in the majors...the winning percentage was second best in Oakland history to the 1975 club (31-11, .738)...also had the fewest extra base hits allowed in the majors (52), were one of four teams with no triples, had the second fewest home runs (23) and tied for the second fewest doubles (29)...had the fewest hit batters (3),

the second fewest wild pitches (6), the third fewest walks (77) and the sixth best strikeout-to-walk ratio (2.90)...averaged 9.63 strikeouts per nine innings, which was the best mark in Oakland history ahead of the 2019 club (9.37)...the strikeout-to-walk ratio was second best (3.25 in 2014)...first batters faced hit .181, which was the lowest mark in the majors...also had the lowest OPS (.540) and on-base percentage (.239) and the fifth lowest slugging percentage (.301)...the batting average and on-base percentage were the lowest by an A's team since at least 1974, the OPS was third lowest and the slugging percentage fourth lowest...had the fewest first batter RBI (11), the second fewest walks (13) and tied for the 10th most strikeouts (54)...allowed 22-of-67 (32.8%) inherited runners to score and had the second fewest inherited runners in the majors (Cleveland, 55)...had the second fewest pitches per inning (15.9) and pitches per game (56.3) in the majors and the ninth fewest innings pitched (208.1).

**DEFENSIVE DOINGS:** The A's committed 26 errors, which were fourth fewest in the majors...had a .9874 fielding percentage after setting an Athletics record with a mark of .9865 in 2019...turned just 33 double plays, which was the fewest in the majors (Reds and Angels, 36)...averaged 0.55 double plays per game, which was the lowest mark in Oakland history (previous: 0.68 in 1981)...the errors led to 16 unearned runs, which tied for sixth fewest in the majors...15 of the A's 26 errors were committed by the left side of the infield (nine at shortstop, six at third base)...A's first basemen had one error, which tied for the fewest in the majors...had a .998 fielding percentage, which was the best in Oakland history (.996 in 1990)...A's outfielders also had one error and led the majors with a .997 fielding percentage...that was the best mark in Athletics history (.991 in 2019)...tied for the eighth fewest outfield assists (6)...Oakland averaged 8.540 assists per nine innings, which was second fewest in Oakland history (8.535 in 2013).

**CLOSE CALLS:** The A's led the majors with six walk-off wins and six extra-inning wins and tied for second with 10 last at bat wins (Tampa Bay, 11)...were 6-1 (.857) in extra-inning games and the seven extra inning games tied for fifth most in the majors...only San Diego (4-0) and Cincinnati (2-0) had a better record...the six wins matched the A's total from the entire 2019 season and the .857 winning percentage was second best in Oakland history (8-1, .889 in 1975)...two of

DATE	OPPONENT	RESULT	NOTE
July 24	Los Angeles (AL)	7-3 (10)	Olson grand slam
Aug. 4	Texas	5-1	Piscotty grand slam
Aug. 7	Houston	3-2 (13)	Semien single
Aug. 23	Los Angeles (AL)	5-4 (10)	Canha sacrifice fly
Sept. 9	Houston	3-2	Laureano single
Sept. 25	Seattle	3-1 (10)	Canha home run

the six-walk off wins came on grand slams, which marks the 17th time in Major League history a team had two walk-off grand slams in one season (last: Cubs in 2018)...it is the first time the A's have done it...went 7-6 in one-run games and the 13 one-run decisions tied for second fewest in the majors (Los Angeles-NL, 12)...however, were 11-4 in games decided by exactly two runs and the 15 two-run games tied for second most (Minnesota, 17)...were 18-10 (.643) in games decided by two or fewer, tying for second in wins and ranking third in winning percentage...led the majors in wins when trailing after six innings (6) and four innings (11), tied for the lead in wins when trailing after eight (2) and five innings (8) and tied for third in wins when trailing after seven innings (3)...had nine wins when trailing or tied after eight innings and seven innings...did not lose a game when leading after six (25-0), seven (27-0) and eight (24-0) innings...had just one walk-off loss, which tied for the fewest in the majors...had 16 comeback wins, which tied for sixth most in the majors.

**LEFT AND RIGHT:** The A's were 11-3 (.786) in games in which the opponent started a left-handed pitcher compared to 25-21 (.543) when they start a right-hander...the record against lefties was second best in the majors to the White Sox (14-0)...it was the best in Oakland history ahead of the 1992 club (28-8, .778)...lost three of their last five games against southpaws after winning each of the first nine.

**HOME AND AWAY:** The A's went 22-10 (.688) in Oakland compared to 14-14 (.500) on the road...had the sixth best home record in the majors and posted a winning record at home for the fourth consecutive season...the .688 winning percentage was the second best home mark in Oakland history to the 2003 A's, who went 57-24 (.704)...had the 10th best road record in the majors and finished .500 or better on the road for the third straight season...it marks the fourth time in Oakland history the A's have finished .500 or better on the road in at least three straight sea-

sons (1971-75, 1988-90, 2000-02)...compiled a 3.20 ERA and .227 opponents batting average in 32 games at home compared to a 4.49 ERA and .256 opponents average in 28 games on the road...ranked fifth in the majors in home ERA, 12th in road ERA...yielded 25 home runs in Oakland (287.0 ip, 0.78 per nine innings), 44 on the road (228.1 ip, 1.73 per nine innings)...had the third fewest home runs at home in the majors and the ninth most on the road...hit .229 and averaged 4.09 runs per game at home compared to a .222 average and 5.11 runs per game on the road...the home batting average was second lowest in Oakland history to a mark of .225 in 1979...the road average was second lowest in Athletics history to the 1908 Philadelphia A's (.203)...were a perfect 13-for-13 in stolen base attempts on the road...won seven home series, lost two and split one...won three road series, lost four and split three.

**A TALE OF TWO WESTS:** The A's were 26-14 (.650) against the American League West compared to 10-10 (.500) against the National League West...had the third best intradivision record in the majors behind the Rays (27-13) and the Dodgers (27-13)...it was fourth best in Oakland history and the best since 1994 (17-9, .654)...tied for the 12th best mark in interleague play...finished with a .500 interleague record or better for the third consecutive season and 17th time in 24 years of interleague play...compiled a 3.27 ERA and .226 opponents batting average against the AL compared to a 4.75 ERA and .265 opponents average against the NL...had the second lowest intradivision ERA in the majors to the Dodgers (2.96) and the 11th highest interleague ERA...hit .232 against the AL, .213 against the NL...the interleague batting average was the lowest in Oakland history and fifth lowest in the majors in 2020...had the fourth lowest interleague on-base percentage in the majors (.295)...are 238-206 (.536) all-time in interleague play, which is fourth best in Major League history.

**NIGHT AND DAY:** The A's played 30 of their 60 regular season games during the day, which was five more than any other team (Los Angeles-AL, 25)...became the first team other than the Cubs to play at least half their games during the day since the Giants in 1994 (61-of-115, 53.0%)...the last time the A's played at least half of their games during the day was in 1960 when they played 78-of-155 (50.3%)...then played all seven postseason games during the day with start times of 12:08, 12:10, 12:10, 1:08, 1:37, 12:37 and 12:37...the last time the A's played seven straight postseason games during the day was from Oct. 20, 1973 (World Series Game 6) to Oct. 13, 1974 (World Series Game 2)...finished the regular season with three straight day games for a total of 10 straight day games overall...according to the Elias Sports Bureau, the last time the A's played more than nine consecutive day games was April 23-May 8, 1949 when they played 16 straight...were 17-13 (.567) during the day and 19-11 (.633) at night during the regular season...had the fifth best night record in the majors...it was third best in Oakland history behind the 2001 club (66-35, .653) and 1990 squad (64-35, .646)...had a 4.28 ERA during the day, a 3.29 ERA at night...had the fourth lowest night ERA in the majors...it was the lowest night ERA by an A's team since 1989 (also 3.29)...batted .240 during the day, .212 at night...the night batting average was second lowest in the majors and the lowest in Oakland history (previous: .228 in 2017).

**ROSTER NOTES:** The A's employed 38 players in the shortened 2020 season, which matched the Dodgers for the fewest in the majors...used 19 pitchers, which was second fewest to the Indians (18)...matched Cleveland for the fewest relievers (13) and tied for the third fewest starting pitchers (9)...had six outfielders, which was the fewest in the majors...used five shortstops, which tied for the most in the majors and was the most by an A's team since 2013 (also five)...employed six second basemen, which were the most by an A's team over the last four years, and five third basemen, which were the most over the last three years...had eight rookies, including four pitchers.

**THE INJURED LIST:** The A's used the injured list eight times, which was second fewest in the majors to Cleveland (4)...used it 18 times in 2019, which tied for second fewest in the majors...players combined to miss 165 games, or an average of 20.6 games per stint...began the season with just one player on the injured list (Puk)...that marked the first time the A's had fewer than two players on the IL since the end of the 2006 season when they had just one...had one player on the IL from the start of the season through July 31 and from Aug. 14-15...the season high was five from Sept. 13-19 and Sept. 24-26...A.J. Puk was the only player to spend the entire season on the IL...Burch Smith missed the final 39 games but no other player missed more than 18 games...Daniel Mengden was the only player to go on the IL more than once...he was first placed on the IL Feb. 15 after undergoing off-season surgery on his right elbow but did not miss any games as his rehab

was completed by the time the season started on July 24...was also out from Sept. 3-19 (positive Covid-19 test).

### A'S INJURED LIST, 2020

PLAYER	INJURY	DATES	GAMES MISSED	A's RECORD
Chapman	Strained right hip	September 12-28	17	8-9
Mengden	Right elbow surgery	Feb. 15-July 22	0	0-0
Mengden	Positive Covid-19 test	September 3-19	18	11-7
Pinder	Strained right hamstring	September 13-26	14	6-8
Puk	Strained left shoulder	July 20-October 27	60	36-24
Smith	Strained right forearm	August 16-October 27	39	21-18
Weems	Strained right latissimus dorsi	August 1-13	12	10-2
Wendelken		September 24-27	5	2-3

**MONTH-BY-MONTH:** The A's went 19-8 (.704) in the month of August, which was the third best record in the majors (Dodgers and Rays, 21-7) and the seventh best August in Oakland history... the wins were the A's most in August since going 21-6 in 2006 and their most in any month since going 19-8 in Sept. 2013...ranked second in the majors in saves (11), fourth in ERA (3.46) and sixth in opponents OPS (.688)...the saves fell one short of the Oakland record for August... had 225 strikeouts, which set an Oakland record for the month of August and was fifth most for any month...on offense, the A's led the majors in hit by pitches (21) and strikeouts (277), tied for fourth in walks (115), tied for fifth in home runs (42), tied for sixth in runs (140), ranked seventh in extra base hits (92) and tied for seventh in triples (5)...the strikeouts are an Athletics record for the month of August and second most for any month (285 in June 2017)...the 21 hit by pitches tied for second most in Athletics history in any month and fell one short of the record (22 in August of 2019)...the 42 home runs are fourth most in Oakland history in August...then had a 14-12 (.538) record in September, which tied for ninth best in the majors...it was the A's seventh consecutive full month with a winning record...ranked fifth in the majors in fewest walks (63), eighth in opponents on-base percentage (.297) and 10th in ERA (4.14)...tied for the fourth fewest saves (4)...the offense ranked seventh in walks (98) and had the fourth fewest strikeouts (184)...hit the sixth fewest home runs (24)...were hit by a pitch 14 times, which tied for second most in September in Oakland history...batted .228, which was third lowest and the lowest since 1979 (.224).

**IN THE PINCH:** A's pinch hitters batted .103 (3-for-29) with a double, a home run, three RBI and three walks...had the third lowest batting average and on-base percentage (.188) in the majors and the fifth lowest OPS (.429)...the batting average was the lowest in Oakland history, the on-base percentage was second lowest (.184 in 2009) and the OPS was third lowest (.429).

**DESIGNATED HITTERS:** A's designated hitters batted .208 with four home runs and 23 RBI...the home runs tied for second fewest in the majors to the Diamondbacks (2)...tied for the fourth fewest RBI, had the fifth lowest slugging percentage (.332) and the 10th lowest batting average...tied for the lead in hit by pitches (9), ranked seventh in walks (30) and tied for ninth in on-base percentage (.333)...tied for the third fewest strikeouts (53)...the slugging percentage was the lowest in Oakland history and the batting average was second lowest (.203 in 1987)...Khris Davis led the A's with 25 starts at designated hitter and Mark Canha was second with 21.

**WINS AND LOSSES:** The A's were 26-3 (.897) when scoring four or more runs, which tied St. Louis for the best record in the majors...were 32-13 when homering, 4-11 when going homerless...had a 24-4 record when out-homer the opposition, 5-15 when getting out-homered...had their best record against San Francisco (5-1) and their worst mark against Colorado (1-3)...compiled a mark of 2-5 (.286) following an off day, which tied the Angels for the worst record in the majors...were 7-1 (.875) on Wednesday, which was the best record in the majors...two of the A's three postseason wins came on Wednesday.

# BATTING AND PITCHING STATISTICS

+ = ROOKIE

PLAYER	AVG	G	AB	R	H	TB	2B	3B	HR	RBI	SH	SF	HP	BB	IBB	SO	SB	CS	DP	GI			
																				E	OBP	SLG	OPS
Allen, A	.194	14	31	1	6	10	1	0	1	3	0	0	0	1	0	14	0	0	0	0	.219	.323	.541
Barreto, F	.000	15	10	5	0	0	0	0	0	0	0	0	0	0	0	7	0	0	0	0	0.000	.000	.000
+Brown, S	.000	7	5	0	0	0	0	0	0	0	0	0	0	0	0	2	0	0	0	0	0.000	.000	.000
Canha, M	.246	59	191	32	47	78	12	2	5	33	0	5	10	37	1	54	4	0	2	1	.387	.408	.795
Chapman, M	.232	37	142	22	33	76	9	2	10	25	0	1	1	8	0	54	0	0	2	5	2.76	.535	.812
Davis, K	.200	30	85	9	17	28	5	0	2	10	0	1	3	10	0	26	0	0	5	0	.303	.329	.632
Grossman, R	.241	51	166	23	40	80	12	2	8	23	0	5	21	2	38	8	1	1	0	1	0.344	.482	.826
+Heim, J	.211	13	38	5	8	8	0	0	0	5	0	0	0	3	0	3	0	0	1	0	.268	.211	.479
Kemp, T	.247	49	93	15	23	28	5	0	0	4	1	2	3	15	0	14	3	1	0	1	.363	.301	.664
La Stella, T	.281	55	196	31	55	88	14	2	5	25	1	2	2	27	0	12	1	0	6	4	3.70	.449	.819
(Oakland)	.289	27	97	16	28	41	6	2	1	11	0	1	1	12	0	5	0	0	3	1	.369	.423	.792
Lamb, J	.193	31	88	7	17	31	5	0	3	10	0	0	3	8	0	25	0	1	1	1	1.283	.352	.635
(Oakland)	.267	13	45	5	12	25	4	0	3	9	0	0	2	2	0	8	0	0	1	1	3.27	.556	.882
Laureano, R	.213	54	183	27	39	67	8	1	6	25	0	3	12	24	0	58	2	1	7	0	.338	.366	.704
+Machin, V	.206	24	63	11	13	15	2	0	0	0	0	0	0	8	0	10	0	0	4	2	2.96	.238	.534
+Murphy, S	.233	43	116	21	27	53	5	0	7	14	0	0	0	24	0	37	0	0	6	2	3.64	.457	.821
Olson, M	.195	60	210	28	41	89	4	1	14	42	0	0	1	34	2	77	1	0	2	1	3.10	.424	.734
Orf, N	.000	6	7	1	0	0	0	0	0	0	0	0	0	0	0	1	0	0	0	0	0.000	.000	.000
Pinder, C	.232	24	56	8	13	22	3	0	2	8	0	0	0	5	0	13	0	0	3	1	2.95	.393	.688
Piscotty, S	.226	45	159	17	36	57	6	0	5	29	1	1	1	9	0	53	4	0	4	0	2.71	.358	.629
Semien, M	.223	53	211	28	47	79	9	1	7	23	0	0	0	25	0	50	4	0	3	7	3.05	.374	.680
<b>OAKLAND</b>	<b>.225</b>	<b>60</b>	<b>1908</b>	<b>274</b>	<b>430</b>	<b>756</b>	<b>91</b>	<b>11</b>	<b>71</b>	<b>264</b>	<b>2</b>	<b>14</b>	<b>39</b>	<b>238</b>	<b>5</b>	<b>524</b>	<b>26</b>	<b>3</b>	<b>44</b>	<b>26</b>	<b>.322</b>	<b>.396</b>	<b>.718</b>
<b>OPPONENTS</b>	<b>.240</b>	<b>60</b>	<b>1964</b>	<b>232</b>	<b>471</b>	<b>769</b>	<b>85</b>	<b>3</b>	<b>69</b>	<b>222</b>	<b>4</b>	<b>15</b>	<b>15</b>	<b>165</b>	<b>6</b>	<b>506</b>	<b>23</b>	<b>10</b>	<b>29</b>	<b>26</b>	<b>.302</b>	<b>.392</b>	<b>.693</b>

PITCHER	W	L	ERA	G	GS	CG	GF	SHO	SV	IP	H	R	ER	HR	HB	BB	IBB	SO	WP	BK	AVG
Blackburn, P	0	1	27.00	1	1	0	0	0	0	2.1	5	7	7	0	0	2	0	2	1	0	0.417
Diekman, J	2	0	0.42	21	0	0	2	0	0	21.1	8	2	1	1	1	12	1	31	0	0	.114
Fiers, M	6	3	4.58	11	11	0	0	0	0	59.0	65	31	30	9	4	16	0	37	1	0	.275
Hendriks, L	3	1	1.78	24	0	0	20	0	14	25.1	14	6	5	1	0	3	1	37	0	0	.161
+Jefferies, D	0	1	22.50	1	1	0	0	0	0	2.0	5	5	5	2	0	2	0	1	0	0	.455
+Kaprielian, J	0	0	7.36	2	0	0	0	0	0	3.2	4	3	3	2	0	2	0	4	0	0	.267
+Luzardo, J	3	2	4.12	12	9	0	1	0	0	59.0	58	27	27	9	3	17	1	59	3	1	.257
Manaea, S	4	3	4.50	11	11	0	0	0	0	54.0	57	32	27	7	1	8	0	45	1	0	.270
McFarland, T	2	0	4.35	23	0	0	2	0	0	20.2	26	10	10	5	1	5	0	9	1	0	.302
Mengden, D	0	1	3.65	4	1	0	2	0	0	12.1	14	5	5	2	1	7	0	10	0	0	.286
Minor, M	1	6	5.56	12	11	1	0	1	0	56.2	50	36	35	11	1	20	0	62	0	0	.230
(Oakland)	1	1	5.48	5	4	1	0	1	0	21.1	15	13	13	4	1	7	0	27	0	0	.197
Montas, F	3	5	5.60	11	11	0	0	0	0	53.0	57	35	33	10	1	23	0	60	2	0	.270
Petit, Y	2	1	1.66	26	0	0	6	0	0	21.2	19	4	4	3	0	5	0	17	0	0	.232
Smith, B	2	0	2.25	6	0	0	3	0	1	12.0	7	3	3	1	0	1	0	13	0	0	.163
Soria, J	2	2	2.82	22	0	0	4	0	2	22.1	18	8	7	1	0	10	3	24	0	0	.217
Trivino, L	0	0	3.86	20	0	0	9	0	0	23.1	16	10	10	3	0	10	0	26	1	0	.193
+Weems, J	0	0	3.21	9	0	0	4	0	0	14.0	10	5	5	1	0	7	0	18	2	0	.200
Wendelken, J	1	1	1.80	21	0	0	6	0	0	25.0	17	8	5	2	0	11	0	31	2	0	.183
<b>OAKLAND</b>	<b>36</b>	<b>24</b>	<b>3.77</b>	<b>60</b>	<b>60</b>	<b>1</b>	<b>59</b>	<b>5</b>	<b>17</b>	<b>515.1</b>	<b>471</b>	<b>232</b>	<b>216</b>	<b>69</b>	<b>15</b>	<b>165</b>	<b>6</b>	<b>506</b>	<b>16</b>	<b>1</b>	<b>.240</b>
<b>OPPONENTS</b>	<b>24</b>	<b>36</b>	<b>4.54</b>	<b>60</b>	<b>60</b>	<b>1</b>	<b>59</b>	<b>2</b>	<b>11</b>	<b>512.0</b>	<b>430</b>	<b>274</b>	<b>258</b>	<b>71</b>	<b>39</b>	<b>238</b>	<b>5</b>	<b>524</b>	<b>21</b>	<b>1</b>	<b>.225</b>

# FIELDING STATISTICS

PITCHER	PCT	G	GS	INN	PO	A	E	TC	DP	TP
Bassitt, C	.875	11	11	63.0	3	4	1	8	1	0
Blackburn, P	1.000	1	1	2.1	1	0	0	1	0	0
Diekman, J	1.000	21	0	21.1	2	0	0	2	0	0
Fiers, M	1.000	11	11	59.0	3	5	0	8	0	0
Hendriks, L	1.000	24	0	25.1	4	1	0	5	0	0
+Jefferies, D	1.000	1	1	2.0	1	0	0	1	0	0
+Kaprielian, J	.000	2	0	3.2	0	0	0	0	0	0
+Luzardo, J	.923	12	9	59.0	6	6	1	13	1	0
Manaea, S	1.000	11	11	54.0	0	5	0	5	0	0
McFarland, T	1.000	23	0	20.2	3	5	0	8	0	0
Mengden, D	1.000	4	1	12.1	1	0	0	1	0	0
Minor, M	1.000	5	4	21.1	2	2	0	4	0	0
(Total)	.909	12	11	56.2	4	6	1	11	0	0
Montas, F	1.000	11	11	53.0	3	1	0	4	0	0
Petit, Y	1.000	26	0	21.2	3	1	0	4	0	0
Smith, B	1.000	6	0	12.0	0	1	0	1	0	0
Soria, J	1.000	22	0	22.1	0	1	0	1	0	0
Trivino, L	1.000	20	0	23.1	1	1	0	2	0	0
+Weems, J	.000	9	0	14.0	0	0	0	0	0	0
Wendelken, J	.333	21	0	25.0	0	1	2	3	1	0

CATCHER	PCT	G	GS	INN	PO	A	E	TC	DP	TP	PB
Allen, A	1.000	14	9	81.0	76	1	0	77	0	0	0
+Heim, J	1.000	12	12	95.0	105	6	0	111	0	0	0
+Murphy, S	.994	43	39	339.1	334	14	2	350	1	0	4

FIRST BASE	PCT	G	GS	INN	PO	A	E	TC	DP	TP
+Brown, S	1.000	3	0	4.0	3	0	0	3	0	0
Canha, M	1.000	3	1	9.0	5	0	0	5	0	0
+Machin, V	1.000	2	0	3.0	2	0	0	2	1	0
Olson, M	.998	60	59	499.1	393	48	1	442	30	0

SECOND BASE	PCT	G	GS	INN	PO	A	E	TC	DP	TP
Barreto, F	1.000	4	1	12.0	1	3	0	4	0	0
Kemp, T	.990	43	31	258.1	49	55	1	105	12	0
La Stella, T	.982	18	16	125.0	19	35	1	55	7	0
(Total)	.963	33	30	243.1	48	57	4	109	17	0
+Machin, V	1.000	3	2	17.0	4	4	0	8	1	0
Orf, N	1.000	2	0	8.0	0	2	0	2	1	0
Pinder, C	.972	13	10	95.0	16	19	1	36	4	0

THIRD BASE	PCT	G	GS	INN	PO	A	E	TC	DP	TP
Chapman, M	.944	36	35	304.1	28	57	5	90	9	0
La Stella, T	1.000	6	5	34.0	2	7	0	9	1	0
Lamb, J	.957	11	11	94.0	9	13	1	23	2	0
(Total)	.963	14	12	110.0	10	16	1	27	2	0
+Machin, V	1.000	10	7	53.0	3	7	0	10	0	0
Pinder, C	1.000	7	2	30.0	2	9	0	11	0	0

SHORTSTOP	PCT	G	GS	INN	PO	A	E	TC	DP	TP
Barreto, F	1.000	3	0	6.0	1	2	0	3	1	0
Chapman, M	1.000	1	1	6.0	1	2	0	3	0	0
Machin, V	.931	6	5	44.0	9	18	2	29	2	0
Orf, N	1.000	3	1	8.0	2	0	0	2	0	0
Semien, M	.967	53	53	451.1	59	147	7	213	17	0

LEFT FIELD	PCT	G	GS	INN	PO	A	E	TC	DP	TP
Canha, M	.966	15	15	120.0	27	1	1	29	0	0
Grossman, R	1.000	46	44	379.1	84	1	0	85	0	0
Kemp, T	1.000	3	1	13.0	2	0	0	2	0	0
Pinder, C	.000	2	0	3.0	0	0	0	0	0	0

CENTER FIELD	PCT	G	GS	INN	PO	A	E	TC	DP	TP
Canha, M	1.000	9	7	65.1	21	0	0	21	0	0
Grossman, R	1.000	2	0	3.0	1	0	0	1	0	0
Laureano, R	1.000	53	53	447.0	144	2	0	146	0	0

RIGHT FIELD	PCT	G	GS	INN	PO	A	E	TC	DP	TP
Canha, M	1.000	17	15	132.0	36	0	0	36	0	0
Grossman, R	1.000	1	1	6.0	1	0	0	1	0	0
Pinder, C	1.000	1	0	1.0	1	0	0	1	0	0
Piscotty, S	1.000	44	44	376.1	73	2	0	75	0	0

## DAY-BY-DAY RESULTS

DATE	G	OPP	W-L	SCORE	REC	POS	GA/ GB	LEADER AND LEAD	WINNER	LOSER	SAVE	ATT.	CUM. ATT.
7/24	1	LAA	W	7-3 (10)	1-0	t1	-	OAK/HOU/TEX	-	Smith	Robles		
7/25	2	LAA	L	1-4	1-1	t2	-1	HOU	1	Bundy	Manaea	Robles	
7/26	3	LAA	W	6-4	2-1	t1	-	OAK/HOU	-	Petit	Ohtani	Hendriks	
7/27	4	LAA	W	3-0	3-1	t1	-	OAK/HOU	-	Smith	Canning	Soria	
7/28	5	COL	L	3-8	3-2	t1	-	OAK/HOU	-	Senzatela	Mengden		
7/29	6	COL	L	1-5	3-3	t1	-	OAK/HOU	-	Márquez	Montas		
													(6 dates)
7/30		OFF DAY				t1	-	OAK/HOU	-				
7/31	7	at SEA	L	3-5	3-4	3	-1	HOU	½	Walker	Manaea	Williams	
8/1	8	at SEA	W	3-2 (10)	4-4	t1	-	OAK/HOU	-	Soria	Altavilla	Hendriks	
8/2	9	at SEA	W	3-2	5-4	t1	-	OAK/HOU	-	Bassitt	Graveman	Hendriks	
8/3	10	at SEA	W	11-1	6-4	1	+½	OAK	½	Montas	Sheffield		
													(4 dates)
8/4	11	TEX	W	5-1	7-4	1	+½	OAK	½	Hendriks	Vólquez		
8/5	12	TEX	W	6-4	8-4	1	+1½	OAK	1½	McFarland	Gibaut	Soria	
8/6	13	TEX	W	6-4	9-4	1	+2½	OAK	2½	Fiers	Minor	Hendriks	
8/7	14	HOU	W	3-2 (13)	10-4	1	+3½	OAK	3½	Wendelken	Sneed		
8/8	15	HOU	W	3-1	11-4	1	+4½	OAK	4½	Montas	Valdez	Hendriks	
8/9	16	HOU	W	7-2	12-4	1	+5	OAK	5	Luzardo	Javier	Smith	
													(12 dates)

### A'S STARTS IN THE BATTING ORDER, 2020

PLAYER	1	2	3	4	5	6	7	8	9
Allen	-	-	-	-	-	-	-	1	8
Barreto	-	-	-	-	-	-	-	1	-
Brown	-	-	-	-	-	-	1	-	-
Canha	-	-	6	16	29	6	2	-	-
Chapman	-	1	19	15	1	-	-	-	-
Davis	-	-	1	1	1	9	13	-	-
Grossman	-	7	2	-	7	24	5	-	-
Heim	-	-	-	-	-	-	-	5	7
Kemp	1	5	-	-	-	-	1	12	13
Lamb	-	-	-	1	1	5	3	3	-
La Stella	17	8	2	-	-	-	-	-	-
Laureano	3	28	9	-	-	2	6	6	-
Machín	-	-	-	-	-	-	4	9	5
Murphy	-	-	-	-	-	3	2	8	26
Olson	-	-	13	27	18	1	-	-	-
Orf	-	-	-	-	-	-	-	-	1
Pinder	-	-	-	-	-	5	-	7	-
Piscotty	-	-	5	-	3	5	23	8	-
Semien	39	11	3	-	-	-	-	-	-



DATE	G	OPP	W-L	SCORE	REC	POS	GA/ GB	LEADER AND LEAD	WINNER	LOSER	SAVE	ATT.	CUM. ATT.
8/10	17	at LAA	L	9-10	12-5	1	+4½	OAK	4½	Peña	Petit	Buttrey	
8/11	18	at LAA	L	0-6	12-6	1	+4	OAK	4	Bundy	Fiers		
8/12	19	at LAA	W	8-4	13-6	1	+4	OAK	4	Bassitt	Canning		
8/13		OFF DAY				1	+4	OAK	4				
8/14	20	at SF	W	8-7 (10)	14-6	1	+4	OAK	4	Soria	García	Hendriks	
8/15	21	at SF	W	7-6	15-6	1	+4	OAK	4	McFarland	Gott	Hendriks	
8/16	22	at SF	W	15-3	16-6	1	+4½	OAK	4½	Fiers	Webb		
8/17	23	at ARI	L	3-4	16-7	1	+3½	OAK	3½	Crichton	Soria		
8/18	24	at ARI	L	1-10	16-8	1	+2½	OAK	2½	Weaver	Montas		(12 dates)
8/19	25	ARI	W	4-1	17-8	1	+2½	OAK	2½	Luzardo	Kelly	Hendriks	
8/20	26	ARI	W	5-1	18-8	1	+2½	OAK	2½	Manaea	Young		
8/21	27	LAA	W	5-3	19-8	1	+3½	OAK	3½	Fiers	Heaney	Hendriks	
8/22	28	LAA	L	3-4	19-9	1	+3½	OAK	3½	Andriese	Bassitt	Buttrey	
8/23	29	LAA	W	5-4 (10)	20-9	1	+4½	OAK	4½	Hendriks	Buttrey		(17 dates)
8/24	30	at TEX	L	2-3	20-10	1	+3½	OAK	3½	Lynn	Luzardo	Montero	
8/25	31	at TEX	W	10-3	21-10	1	+4	OAK	4	Manaea	Gibson		
8/26	32	at TEX	W	3-1	22-10	1	+4½	OAK	4½	Fiers	Allard	Hendriks	
8/27		at TEX		PPD, Protest		1	+4½	OAK	4½				
8/28		at HOU		PPD, Protest		1	+4½	OAK	4½				
8/29	33	at HOU (1)	L	2-4 (7)	22-11					McCullers	Bassitt	Pressly	
	34	at HOU (2)	L	3-6 (7)	22-12	1	+2½	OAK	2½	Greinke	Montas	Pressly	
8/30		at HOU		PPD, Covid19		1	+2½	OAK	2½				
8/31		OFF DAY				1	+2½	OAK	2½				
9/1		at SEA		PPD, Covid19		1	+3	OAK	3				
9/2		at SEA		PPD, Covid19		1	+2½	OAK	2½				
9/3		at SEA		PPD, Covid19		1	+2	OAK	2				(16 dates)
9/4	35	SD	L	0-7	22-13	1	+2	OAK	2	Davies	Luzardo		
9/5	36	SD	W	8-4	23-13	1	+3½	OAK	3½	Manaea	Paddock		
9/6	37	SD	L	3-5	23-14	1	+3½	OAK	3½	Richards	Fiers	Rosenthal	
9/7	38	HOU	W	6-0	24-14	1	+4½	OAK	4½	Bassitt	Javier		
9/8	39	*HOU (1)	W	4-2 (7)	25-14					Montas	Greinke	Hendriks	
	40	HOU (2)	L	4-5 (7)	25-15	1	+4½	OAK	4½	Paredes	Wendelken	Pressly	
9/9	41	HOU	W	3-2	26-15	1	+5½	OAK	5½	Hendriks	Pressly		
9/10	42	HOU	W	3-1	27-15	1	+6½	OAK	6½	Manaea	Urquidy	Hendriks	(24 dates)
9/11	43	at TEX	W	10-6	28-15	1	+7	OAK	7	Fiers	García		
9/12	44	at TEX (1)	L	2-5 (7)	28-16					Benjamin	Jefferies	Montero	
	45	at TEX (2)	W	10-1 (7)	29-16	1	+6½	OAK	6½	Bassitt	Allard		
9/13	46	at TEX	L	3-6	29-17	1	+6½	OAK	6½	Lynn	Montas		
9/14	47	at SEA (1)	L	5-6 (7)	29-18					Gonzales	Soria	Hirano	
	48	at SEA (2)	W	9-0 (7)	30-18	1	+6½	OAK	6½	MINOR	Yacabonis		
9/15	49	at COL	L	1-3	30-19	1	+5½	OAK	5½	SENZATELA	Manaea		
9/16	50	at COL	W	3-1	31-19	1	+6½	OAK	6½	Fiers	Márquez	Hendriks	(22 dates)
9/17		OFF DAY				1	+6	OAK	6				
9/18	51	SF	W	6-0	32-19	1	+7	OAK	7	Bassitt	Webb		
9/19	52	SF	W	6-0	33-19	1	+7	OAK	7	Luzardo	Gausman		
9/20	53	SF	L	2-14	33-20	1	+6	OAK	6	T.Anderson	Minor		(27 dates)
9/21		OFF DAY				1	+6½	OAK	6½				
9/22	54	at LAD	L	2-7	33-21	1	+5½	OAK	5½	May	Montas		
9/23	55	at LAD	W	6-4	34-21	1	+6½	OAK	6½	Diekmann	Teinen	Hendriks	
9/24	56	at LAD	L	1-5	34-22	1	+5½	OAK	5½	Floro	Fiers		(25 dates)
9/25	57	SEA	W	3-1 (10)	35-22	1	+6½	OAK	6½	Diekmann	Gerber		
9/26	58	SEA (1)	L	1-5 (8)	35-23					Graveman	Hendriks		
	59	*SEA (2)	L	3-12 (7)	35-24	1	+6	OAK	6	Dunn	Blackburn		
9/27	60	SEA	W	6-2	36-24	1	+7	OAK	7	Petit	Hirano		(30 dates)

\* indicates sellout. ^ indicates Oakland is visiting team. CAPS indicates complete game.

# WILD CARD STATISTICS

+ = ROOKIE

PLAYER	AVG	G	AB	R	H	TB	2B	3B	HR	RBI	SH	SF	HP	BB	IBB	SO	SB	CS	GI				
																			DP	E	OBP	SLG	OPS
Canha, M	.100	3	10	1	1	1	0	0	0	1	0	0	0	2	0	1	0	0	0	0	.250	.100	.350
Davis, K	.250	2	8	1	2	5	0	0	1	1	0	0	0	0	0	2	0	0	0	0	.250	.625	.875
Grossman, R	.000	2	7	1	0	0	0	0	0	0	0	0	0	1	0	2	0	0	0	0	.125	.000	.125
+Heim, J	—	0	0	0	0	0	0	0	0	0	0	0	0	0	0	0	0	0	0	0	—	—	—
Kemp, T	—	0	0	0	0	0	0	0	0	0	0	0	0	0	0	0	0	0	0	0	—	—	—
La Stella, T	.273	3	11	3	3	3	0	0	0	0	0	0	0	1	0	2	0	0	0	0	.333	.273	.606
Lamb, J	.200	3	5	0	1	1	0	0	0	0	0	0	0	0	0	0	0	0	0	0	.200	.200	.400
Laureano, R	.182	3	11	1	2	2	0	0	0	1	0	0	0	0	0	4	0	0	0	0	.182	.182	.364
+Machin, V	—	0	0	0	0	0	0	0	0	0	0	0	0	0	0	0	0	0	0	0	—	—	—
+Murphy, S	.375	3	8	3	3	6	0	0	1	2	0	0	0	2	0	1	0	0	0	0	.500	.750	1.250
Olson, M	.000	3	9	0	0	0	0	0	0	1	0	0	0	3	0	6	0	0	0	0	.250	.000	.250
Orf, N	.000	1	0	0	0	0	0	0	0	0	0	0	0	0	0	0	0	0	0	0	.000	.000	.000
Pinder, C	.333	3	9	0	3	3	0	0	0	2	0	0	0	1	1	2	0	0	0	0	.400	.333	.733
Piscotty, S	.000	1	3	0	0	0	0	0	0	0	0	0	0	0	0	1	0	0	1	0	.000	.000	.000
Semien, M	.250	3	12	2	3	7	1	0	1	2	0	0	0	1	0	1	0	0	0	1	.308	.583	.891
<b>OAKLAND</b>	<b>.194</b>	<b>3</b>	<b>93</b>	<b>12</b>	<b>18</b>	<b>28</b>	<b>1</b>	<b>0</b>	<b>3</b>	<b>10</b>	<b>0</b>	<b>0</b>	<b>0</b>	<b>11</b>	<b>1</b>	<b>22</b>	<b>0</b>	<b>0</b>	<b>1</b>	<b>1</b>	<b>.279</b>	<b>.301</b>	<b>.580</b>
<b>OPPONENTS</b>	<b>.277</b>	<b>3</b>	<b>112</b>	<b>11</b>	<b>31</b>	<b>52</b>	<b>6</b>	<b>0</b>	<b>5</b>	<b>11</b>	<b>0</b>	<b>0</b>	<b>1</b>	<b>6</b>	<b>0</b>	<b>29</b>	<b>1</b>	<b>0</b>	<b>1</b>	<b>3</b>	<b>.319</b>	<b>.464</b>	<b>.784</b>

PITCHER	W	L	ERA	G	GS	CG	GF	SHO	SV	IP	H	R	ER	HR	HB	BB	IBB	SO	WP	BK	AVG
Bassitt, C	1	0	1.29	1	1	0	0	0	0	7.0	6	1	1	0	0	1	0	5	1	0	.222
Diekmann, J	0	0	0.00	3	0	0	2	0	1	1.2	0	0	0	0	0	2	0	1	0	0	.000
Fiers, M	0	0	5.40	1	1	0	0	0	0	1.2	5	1	1	1	0	1	0	2	0	0	.500
Hendriks, L	0	0	6.75	2	0	0	1	0	1	2.2	5	2	2	1	0	1	0	8	0	0	.385
+Luzardo, J	0	1	8.10	1	1	0	0	0	0	3.1	6	3	3	2	0	0	0	5	0	0	.375
Manaea, S	0	0	—	0	0	0	0	0	0	0.0	0	0	0	0	0	0	0	0	0	0	—
McFarland, T	0	0	—	0	0	0	0	0	0	0.0	0	0	0	0	0	0	0	0	0	0	—
Minor, M	0	0	—	0	0	0	0	0	0	0.0	0	0	0	0	0	0	0	0	0	0	—
Montas, F	1	0	4.50	1	0	0	0	0	0	2.0	2	1	1	0	0	0	0	2	0	0	.250
Petit, Y	0	0	7.71	2	0	0	0	0	0	2.1	4	2	2	0	0	0	0	2	0	0	.364
Soria, J	0	0	4.50	2	0	0	0	0	0	2.0	2	1	1	1	0	1	0	1	0	0	.286
Trivino, L	0	0	0.00	1	0	0	0	0	0	0.2	0	0	0	0	1	0	0	0	0	0	.000
Wendelken, J	0	0	0.00	2	0	0	0	0	0	3.2	1	0	0	0	0	0	0	3	0	0	.083
<b>OAKLAND</b>	<b>2</b>	<b>1</b>	<b>3.67</b>	<b>3</b>	<b>3</b>	<b>0</b>	<b>3</b>	<b>0</b>	<b>2</b>	<b>27.0</b>	<b>31</b>	<b>11</b>	<b>11</b>	<b>5</b>	<b>1</b>	<b>6</b>	<b>0</b>	<b>29</b>	<b>1</b>	<b>0</b>	<b>.277</b>
<b>OPPONENTS</b>	<b>1</b>	<b>2</b>	<b>3.24</b>	<b>3</b>	<b>3</b>	<b>0</b>	<b>3</b>	<b>0</b>	<b>1</b>	<b>25.0</b>	<b>18</b>	<b>12</b>	<b>9</b>	<b>3</b>	<b>0</b>	<b>11</b>	<b>1</b>	<b>22</b>	<b>0</b>	<b>0</b>	<b>.194</b>

# WILD CARD RESULTS

DATE	G	OPP	W-L	SCORE	REC	WINNER	LOSER	SAVE	ATT.
9/29	1	CWS	L	1-4	0-1	Giolito	Luzardo	Colome	
9/30	2	CWS	W	5-3	1-1	Bassitt	Keuchel	Diekmann	
10/1	3	CWS	W	6-4	2-1	Montas	Marshall	Hendriks	

# DIVISION SERIES RESULTS

DATE	G	OPP	W-L	SCORE	REC	WINNER	LOSER	SAVE	ATT.
10/5	1	HOU	L	5-10	0-1	Taylor	Wendelken		
10/6	2	HOU	L	2-5	0-2	Valdez	Manaea	Pressly	
10/7	3	*HOU	W	9-7	1-2	Hendriks	Raley		
10/8	4	*HOU	L	6-11	1-3	Javier	Montas		

All games at Dodger Stadium. \* indicates A's are visiting team

# DIVISION SERIES STATISTICS

+ = ROOKIE

PLAYER	AVG	G	AB	R	H	TB	2B	3B	HR	RBI	SH	SF	HP	BB	IBB	SO	SB	CS	GI				E	OBP	SLG	OPS
																			DP	DP	DP	DP				
Canha, M	.200	4	15	2	3	6	0	0	1	2	0	1	0	0	0	6	0	0	0	0	0	0	1.188	.400	.588	
Davis, K	.250	4	16	2	4	10	0	0	2	3	0	0	1	0	0	8	0	0	0	0	0	0	0.294	.625	.919	
Grossman, R	.300	4	10	2	3	5	2	0	0	0	0	0	0	2	0	2	0	0	0	0	0	0	0.417	.500	.917	
+Heim, J	—	0	0	0	0	0	0	0	0	0	0	0	0	0	0	0	0	0	0	0	0	0	—	—	—	
Kemp, T	—	0	0	0	0	0	0	0	0	0	0	0	0	0	0	0	0	0	0	0	0	0	—	—	—	
La Stella, T	.313	4	16	2	5	9	1	0	1	2	0	0	1	1	0	1	0	0	1	0	0	1	0.389	.563	.951	
Lamb, J	.000	1	2	0	0	0	0	0	0	0	0	0	0	0	0	1	0	0	1	0	0	1	0.000	.000	.000	
Laureano, R	.200	4	15	3	3	10	1	0	2	4	0	0	1	0	0	3	0	0	1	0	0	1	0.250	.667	.917	
+Murphy, S	.143	4	14	1	2	5	0	0	1	2	0	0	1	0	0	0	0	0	0	0	0	1	0.133	.357	.490	
Olson, M	.214	4	14	4	3	9	0	0	2	2	0	0	0	2	0	4	0	0	1	1	0	1	0.313	.643	.955	
Orf, N	.000	1	0	0	0	0	0	0	0	0	0	0	0	0	0	0	0	0	0	0	0	0	0.000	.000	.000	
Pinder, C	.308	4	13	2	4	11	1	0	2	5	0	1	0	2	0	4	0	0	1	0	0	1	0.375	.846	1.221	
Piscotty, S	.250	2	4	0	1	1	0	0	0	0	0	0	0	0	0	0	0	0	0	0	0	0	0.250	.250	.500	
Semien, M	.533	4	15	4	8	11	0	0	1	2	0	0	0	3	0	0	0	0	0	0	0	1	0.611	.733	1.344	
<b>OAKLAND</b>	<b>.269</b>	<b>4</b>	<b>134</b>	<b>22</b>	<b>36</b>	<b>77</b>	<b>5</b>	<b>0</b>	<b>12</b>	<b>22</b>	<b>0</b>	<b>3</b>	<b>2</b>	<b>11</b>	<b>0</b>	<b>32</b>	<b>0</b>	<b>0</b>	<b>5</b>	<b>3</b>	<b>3</b>	<b>3.327</b>	<b>.575</b>	<b>.901</b>		
<b>OPPONENTS</b>	<b>.322</b>	<b>4</b>	<b>143</b>	<b>33</b>	<b>46</b>	<b>85</b>	<b>3</b>	<b>0</b>	<b>12</b>	<b>33</b>	<b>0</b>	<b>1</b>	<b>5</b>	<b>11</b>	<b>1</b>	<b>28</b>	<b>0</b>	<b>1</b>	<b>6</b>	<b>1</b>	<b>6</b>	<b>1.388</b>	<b>.594</b>	<b>.982</b>		

PITCHER	W	L	ERA	G	GS	CG	GF	SHO	SV	IP	H	R	ER	HR	HB	BB	IBB	SO	WP	BK	AVG
Diekmann, J	0	0	6.00	3	0	0	0	0	0	3.0	3	2	2	1	1	0	0	4	0	0	.250
Fiers, M	0	0	—	0	0	0	0	0	0	0.0	0	0	0	0	0	0	0	0	0	0	—
Hendriks, L	1	0	0.00	1	0	0	1	0	0	3.0	1	0	0	0	0	0	0	4	0	0	.100
+Luzardo, J	0	0	8.31	1	1	0	0	0	0	4.1	5	4	4	2	0	2	0	2	0	0	.313
Manaea, S	0	1	8.31	1	1	0	0	0	0	4.1	5	4	4	2	0	1	0	2	0	0	.294
McFarland, T	0	0	0.00	2	0	0	2	0	0	2.0	0	0	0	0	0	1	0	2	0	0	.000
Minor, M	0	0	0.00	3	0	0	0	0	0	3.2	2	0	0	0	2	1	0	2	0	0	.182
Montas, F	0	1	12.27	1	1	0	0	0	0	3.2	7	5	5	2	0	1	0	3	0	0	.389
Petit, Y	0	0	18.00	3	0	0	0	0	0	2.0	4	4	4	1	1	1	1	2	0	0	.444
Soria, J	0	0	9.00	2	0	0	0	0	0	2.0	3	2	2	0	0	1	0	0	0	0	.333
Trivino, L	0	0	4.50	3	0	0	1	0	0	2.0	1	1	1	1	1	1	0	2	0	0	.167
+Weems, J	0	0	INF	1	0	0	0	0	0	0.0	2	2	2	0	0	1	0	0	0	0	1.000
Wendelken, J	0	1	18.00	2	0	0	0	0	0	1.0	4	6	2	1	0	1	0	1	0	0	.500
<b>OAKLAND</b>	<b>1</b>	<b>3</b>	<b>7.46</b>	<b>4</b>	<b>4</b>	<b>0</b>	<b>4</b>	<b>0</b>	<b>0</b>	<b>35.0</b>	<b>46</b>	<b>33</b>	<b>29</b>	<b>12</b>	<b>5</b>	<b>11</b>	<b>1</b>	<b>28</b>	<b>0</b>	<b>0</b>	<b>0.322</b>
<b>OPPONENTS</b>	<b>3</b>	<b>1</b>	<b>5.25</b>	<b>4</b>	<b>4</b>	<b>0</b>	<b>4</b>	<b>0</b>	<b>1</b>	<b>36.0</b>	<b>36</b>	<b>22</b>	<b>21</b>	<b>12</b>	<b>2</b>	<b>11</b>	<b>0</b>	<b>32</b>	<b>0</b>	<b>0</b>	<b>.269</b>

# MISCELLANEOUS STATS

## Multiple Hit Games

## Multiple RBI Games

## Game Tying/Go Ahead RBI

PLAYER	2	3	4	5	TOT	PLAYER	2	3	4	5	6	TOT	PLAYER	GT	GA	TOT
Allen	1	0	0	0	1	Allen	1	0	0	0	0	1	Allen	2	1	3
Canha	13	1	0	0	14	Canha	7	2	1	0	0	10	Canha	3	7	10
Chapman	9	2	0	0	11	Chapman	3	1	0	0	1	5	Chapman	1	6	7
Davis	5	0	0	0	5	Davis	3	0	0	0	0	3	Davis	0	2	2
Grossman	8	1	0	0	9	Grossman	3	0	0	0	0	3	Grossman	1	9	10
Heim	2	0	0	0	2	Heim	1	0	0	0	0	1	Kemp	0	3	3
Kemp	2	1	0	0	3	Lamb	2	0	0	0	0	2	Lamb	0	2	2
Lamb	2	0	0	0	2	La Stella	3	0	0	0	0	3	La Stella	1	0	1
La Stella	8	0	0	0	8	Laureano	5	2	0	0	0	7	Laureano	5	7	12
Laureano	12	0	0	0	12	Murphy	1	1	0	0	0	2	Murphy	1	0	1
Machin	0	1	0	0	1	Olson	5	4	1	1	0	11	Olson	4	11	15
Murphy	3	0	0	0	3	Pinder	3	0	0	0	0	3	Pinder	2	1	3
Olson	7	2	0	0	9	Piscotty	0	2	2	1	0	5	Piscotty	3	3	6
Pinder	1	1	0	0	2	Semien	4	0	2	0	0	6	Semien	0	5	5
Piscotty	12	0	0	0	12											
Semien	7	2	0	0	9											



Most Strikeouts, A's Pitchers.....	16, September 27 vs. Seattle
Most Strikeouts, Opponents Pitchers.....	16, September 24 at Los Angeles-NL
Most Walks, A's Pitchers.....	8, September 20 vs. San Francisco
Most Walks, Opponents Pitchers.....	11, August 3 at Seattle
Fewest Hits Allowed, A's Pitchers.....	2, September 14 at Seattle G#2
.....	2, September 10 vs. Houston
Fewest Hits Allowed, Opponents Pitchers.....	3, September 24 at Los Angeles-NL
.....	3, July 31 at Seattle
Most Left on Base, Nine Inning Game.....	13, August 3 at Seattle
Most Left on Base, Extra Inning Game.....	18, August 7 vs. Houston (13)
Fewest Left on Base, Game.....	3 (five times), last: September 23 at Los Angeles-NL
Most Errors, Game.....	3, August 22 vs. Los Angeles-AL
Largest Comeback in Win.....	6, August 14 at San Francisco
Largest Lead Surrendered in Loss.....	5, September 14 at Seattle G#1
.....	5, August 10 at Los Angeles-AL

## INDIVIDUAL

Grand Slams.....	Matt Olson, July 24 vs. Los Angeles-AL (Hoby Milner)
.....	Stephen Piscotty, August 4 vs. Texas (Jesse Chavez)
.....	Stephen Piscotty, August 14 at San Francisco (Trevor Gott)
.....	Matt Olson, September 11 at Texas (Luis Garcia)
Pinch Hit Home Runs.....	Chad Pinder, August 16 at San Francisco (Wandy Peralta)
Lead Off Home Runs.....	Marcus Semien, August 8 vs. Houston (Framber Valdez)
.....	Marcus Semien, August 21 vs. Los Angeles-AL (Andrew Heaney)
.....	Ramón Laureano, August 29 at Houston (G#2) (Zack Greinke)
Inside-The-Park Home Runs.....	None
Game Ending Home Runs.....	Matt Olson, July 24 vs. Los Angeles-AL (Hoby Milner)
.....	Stephen Piscotty, August 4 vs. Texas (Jesse Chavez)
.....	Mark Canha, September 25 vs. Seattle (Joey Gerber)
Back-to-Back Home Runs.....	Mark Canha and Jake Lamb, September 14 at Seattle G#2 (6th)
.....	Matt Olson and Matt Chapman, August 9 vs. Houston (3rd)
Longest Hitting Streak.....	8, Tommy La Stella, September 12 (G#2) to 19
.....	8, Marcus Semien, August 11 to 19
Most Runs, Game.....	3 (five times), last: Sean Murphy, September 27 vs. Seattle
Most Hits, Game.....	3 (11 times), last: Robbie Grossman, September 26 vs. Seattle (G#2)
Most Doubles, Game.....	2, Ramón Laureano, September 25 vs. Seattle
.....	2, Tommy La Stella, September 9 vs. Houston
.....	2, Matt Chapman, August 12 at Los Angeles-AL
Most Triples, Game.....	1 (11 times), last: Tommy La Stella, September 26 vs. Seattle
Most Home Runs, Game.....	2, Robbie Grossman, September 26 vs. Seattle (G#2)
.....	2, Matt Chapman, August 20 vs. Arizona
.....	2, Matt Chapman, August 10 at Los Angeles-AL
.....	2, Matt Olson, August 5 vs. Texas
Most Runs Batted In, Game.....	6, Matt Chapman, August 10 at Los Angeles-AL
Most Walks, Game.....	3 (six times), last: Khris Davis, September 12 at Texas
Most Strikeouts, Game.....	5, Matt Chapman, September 5 vs. San Diego
Most Stolen Bases, Game.....	2, Robbie Grossman, September 14 at Seattle G#1
.....	2, Robbie Grossman, July 25 vs. Los Angeles-AL
Longest Winning Streak.....	4, Sean Manaea, August 20 to September 10
Longest Losing Streak.....	2 (six streaks tied)
Most Strikeouts, Game.....	13, Frankie Montas, September 27 vs. Seattle
Most Walks, Game.....	4, Frankie Montas, August 18 at Arizona
.....	4, Frankie Montas, August 3 at Seattle
Most Innings, Game, Starter.....	7.0 (eight times), last: Chris Bassitt, September 25 vs. Seattle
Most Innings, Game, Reliever.....	4.0, Daniel Mengden, August 18 at Arizona
Low Hit Complete Game.....	2, Mike Minor, September 14 at Seattle G#2
Most Consecutive Scoreless Innings.....	18.1, Jake Diekman, July 24 to September 19
Most Consecutive Batters Retired.....	17, Burch Smith, July 31 to August 9

## OAKLAND A'S SUSPENDED GAMES

Date	Opponent	Reason	Status	Completed	Final
May 19, 2019	at Detroit	Rain	A's leading 5-3 in the bottom of the 7th	Sept. 6 (at Oakland)	W, 7-3
April 6, 1998	Cleveland	Curfew	A's trailing 6-5 after eight innings	April 8	L, 5-6
Aug. 10, 1972	Chicago	Curfew	Tied 3-3 after 17 innings	Aug. 11	W, 5-3 (19)

## GENERAL

Longest Game, Innings .....	13, August 7 vs. Houston
Longest Game, Time, Nine Innings .....	3:41, August 10 at Los Angeles-AL
Longest Game, Time, Extra Innings .....	4:13, August 7 vs. Houston (13)
Shortest Game, Time .....	1:58, September 12 at Texas G#1 (7 inn.)
Shortest Game, Time, Nine Innings .....	2:18, September 10 vs. Houston
Postponement, Home .....	None
Postponement, Road .....	August 27 at Texas (Protest)
.....	August 28 at Houston (Protest)
.....	August 30 at Houston (Covid-19)
.....	September 1-3 at Seattle (Covid-19)

## BATTING WITH RISP

PLAYER	AVG	AB	H	TB	2B	3B	HR	RBI	SAC	SF	HBP	BB	IBB	SO	GDP	OBP	SLG	OPS
Allen, A	.143	7	1	1	0	0	0	1	0	0	0	0	0	3	0	.143	.143	.286
Barreto, F	.000	3	0	0	0	0	0	0	0	0	0	0	0	3	0	.000	.000	.000
Brown, S	.000	2	0	0	0	0	0	0	0	0	0	0	0	1	0	.000	.000	.000
Canha, M	.302	43	13	28	1	1	4	32	0	5	3	8	1	9	1	.407	.651	1.058
Chapman, M	.250	40	10	21	4	2	1	14	0	1	0	3	0	16	2	.295	.525	.820
Davis, K	.107	28	3	3	0	0	0	7	0	1	1	4	0	10	3	.235	.107	.342
Grossman, R	.205	39	8	14	3	0	1	14	0	0	2	7	2	5	0	.354	.359	.713
Heim, J	.417	12	5	5	0	0	0	5	0	0	0	1	0	0	0	.462	.417	.878
Kemp, T	.059	17	1	2	1	0	0	3	1	2	1	5	0	7	0	.280	.118	.398
La Stella, T	.300	20	6	10	2	1	0	10	0	1	0	2	0	0	0	.348	.500	.848
Lamb, J	.400	10	4	4	0	0	0	5	0	0	0	0	0	2	0	.400	.400	.800
Laureano, R	.278	36	10	18	2	0	2	19	0	3	3	6	0	12	1	.396	.500	.896
Machin, V	.000	17	0	0	0	0	0	0	0	0	0	0	0	4	3	.000	.000	.000
Murphy, S	.192	26	5	5	0	0	0	6	0	0	0	8	0	11	0	.382	.192	.575
Olson, M	.214	70	15	36	1	1	6	29	0	0	0	12	2	28	0	.329	.514	.844
Orf, N	.000	2	0	0	0	0	0	0	0	0	0	0	0	1	0	.000	.000	.000
Pinder, C	.267	15	4	7	0	0	1	6	0	0	0	4	0	5	1	.421	.467	.888
Piscotty, S	.304	46	14	27	4	0	3	27	0	1	0	2	0	12	2	.327	.587	.914
Semien, M	.220	50	11	26	1	1	4	19	0	0	0	6	0	8	2	.304	.520	.824
<b>OAKLAND</b>	<b>.228</b>	<b>483</b>	<b>110</b>	<b>207</b>	<b>19</b>	<b>6</b>	<b>22</b>	<b>197</b>	<b>1</b>	<b>14</b>	<b>10</b>	<b>68</b>	<b>5</b>	<b>137</b>	<b>15</b>	<b>.327</b>	<b>.429</b>	<b>.756</b>
<b>OPPONENTS</b>	<b>.246</b>	<b>418</b>	<b>103</b>	<b>167</b>	<b>15</b>	<b>2</b>	<b>15</b>	<b>149</b>	<b>3</b>	<b>15</b>	<b>3</b>	<b>51</b>	<b>6</b>	<b>103</b>	<b>10</b>	<b>.322</b>	<b>.400</b>	<b>.722</b>

## BATTING WITH THE BASES LOADED

PLAYER	AVG	AB	H	TB	2B	3B	HR	RBI	SAC	SF	HBP	BB	IBB	SO	GDP	OBP	SLG	OPS
Allen, A	.000	1	0	0	0	0	0	0	0	0	0	0	0	1	0	.000	.000	.000
Canha, M	.600	5	3	4	1	0	0	9	0	1	1	2	0	1	0	.667	.800	1.467
Chapman, M	.200	5	1	3	0	1	0	4	0	1	0	0	0	1	1	.167	.600	.767
Davis, K	.333	3	1	1	0	0	0	3	0	0	0	1	0	0	1	.500	.333	.833
Grossman, R	.333	3	1	2	1	0	0	4	0	0	1	1	0	1	0	.600	.667	1.267
Heim, J	.000	1	0	0	0	0	0	0	0	0	0	0	0	0	0	.000	.000	.000
Kemp, T	.000	1	0	0	0	0	0	0	0	0	0	0	0	1	0	.000	.000	.000
La Stella, T	.000	1	0	0	0	0	0	1	0	1	0	0	0	0	0	.000	.000	.000
Lamb, J	.333	3	1	1	0	0	0	2	0	0	0	0	0	1	0	.333	.333	.667
Laureano, R	.400	5	2	2	0	0	0	4	0	0	0	0	0	1	0	.400	.400	.800
Machin, V	.000	1	0	0	0	0	0	0	0	0	0	0	0	1	0	.000	.000	.000
Murphy, S	.000	3	0	0	0	0	0	0	0	0	0	0	0	2	0	.000	.000	.000
Olson, M	.400	5	2	8	0	0	2	10	0	0	0	2	0	3	0	.571	1.600	2.171
Orf, N	.000	1	0	0	0	0	0	0	0	0	0	0	0	0	0	.000	.000	.000
Pinder, C	.333	3	1	1	0	0	0	2	0	0	0	0	0	1	1	.333	.333	.667
Piscotty, S	.600	5	3	10	1	0	2	11	0	0	0	0	0	1	0	.600	2.000	2.600
Semien, M	.167	6	1	1	0	0	0	3	0	0	0	1	0	1	1	.286	.167	.452
<b>OAKLAND</b>	<b>.308</b>	<b>52</b>	<b>16</b>	<b>33</b>	<b>3</b>	<b>1</b>	<b>4</b>	<b>53</b>	<b>0</b>	<b>3</b>	<b>2</b>	<b>7</b>	<b>0</b>	<b>16</b>	<b>4</b>	<b>.391</b>	<b>.635</b>	<b>1.025</b>
<b>OPPONENTS</b>	<b>.327</b>	<b>49</b>	<b>16</b>	<b>21</b>	<b>0</b>	<b>1</b>	<b>1</b>	<b>42</b>	<b>0</b>	<b>5</b>	<b>1</b>	<b>6</b>	<b>0</b>	<b>13</b>	<b>3</b>	<b>.377</b>	<b>.429</b>	<b>.806</b>

## DESIGNATED HITTING STATISTICS

Player	AVG	G	AB	R	H	TB	2B	3B	HR	RBI	SAC	SF	HBP	BB	IBB	SO	SB	CS	DP	OBP	SLG	OPS
Brown, S	.000	2	0	0	0	0	0	0	0	0	0	0	0	0	0	0	0	0	0	0.000	.000	.000
Canha, M	.179	67	11	12	19	2	1	1	7	0	1	5	13	0	21	0	0	1	.349	.284	.632	
Davis, K	.210	81	9	17	28	5	0	2	10	0	1	3	9	0	24	0	0	4	.309	.346	.654	
Grossman, R	.000	0	0	0	0	0	0	0	1	0	0	1	0	0	0	0	0	0	1.000	.000	1.000	
Kemp, T	.000	0	0	0	0	0	0	0	0	0	0	0	0	0	0	0	0	0	0.000	.000	.000	
La Stella, T	.333	21	3	7	9	2	0	0	3	0	0	0	3	0	0	0	0	1	.417	.429	.845	
Lamb, J	.429	7	3	3	8	2	0	1	1	0	0	0	1	0	1	0	0	0	.500	1.143	1.643	
Laureano, R	.000	3	0	0	0	0	0	0	0	0	0	0	1	0	3	0	0	0	.250	.000	.250	
Machin, V	.154	13	2	2	2	0	0	0	0	0	0	0	0	0	1	0	0	2	.154	.154	.308	
Pinder, C	.500	2	0	1	1	0	0	0	1	0	0	0	1	0	1	0	0	0	.667	.500	1.167	
<b>OAKLAND</b>	<b>.214</b>	<b>196</b>	<b>28</b>	<b>42</b>	<b>67</b>	<b>11</b>	<b>1</b>	<b>4</b>	<b>23</b>	<b>0</b>	<b>2</b>	<b>9</b>	<b>28</b>	<b>0</b>	<b>51</b>	<b>0</b>	<b>0</b>	<b>8</b>	<b>.336</b>	<b>.342</b>	<b>.678</b>	

## PINCH HITTING STATISTICS

Player	AVG	G	AB	R	H	TB	2B	3B	HR	RBI	SAC	SF	HBP	BB	IBB	SO	SB	CS	DP	OBP	SLG	OPS
Barreto, F	.000	3	0	0	0	0	0	0	0	0	0	0	0	0	0	2	0	0	0	0.000	.000	.000
Barreto, F	.000	4	0	0	0	0	0	0	0	0	0	0	0	0	3	0	0	0	0.000	.000	.000	
Brown, S	.000	3	0	0	0	0	0	0	0	0	0	0	0	0	2	0	0	0	0.000	.000	.000	
Davis, K	.000	4	0	0	0	0	0	0	0	0	0	0	1	0	2	0	0	1	.200	.000	.200	
Grossman, R	.500	4	0	2	3	1	0	0	1	0	0	0	1	1	1	0	0	0	.600	.750	1.350	
Heim, J	.000	1	0	0	0	0	0	0	0	0	0	0	0	0	0	0	0	0	0.000	.000	.000	
Kemp, T	.000	3	0	0	0	0	0	0	0	0	0	0	1	0	1	0	0	0	.250	.000	.250	
Machin, V	.000	1	0	0	0	0	0	0	0	0	0	0	0	0	1	0	0	0	0.000	.000	.000	
Murphy, S	.000	1	0	0	0	0	0	0	0	0	0	0	0	0	0	0	0	0	0.000	.000	.000	
Orf, N	.000	2	0	0	0	0	0	0	0	0	0	0	0	0	0	0	0	0	0.000	.000	.000	
Pinder, C	.143	7	1	1	4	0	1	2	0	0	0	0	0	0	2	0	0	1	.143	.571	.714	
<b>OAKLAND</b>	<b>.103</b>	<b>29</b>	<b>1</b>	<b>3</b>	<b>7</b>	<b>1</b>	<b>0</b>	<b>1</b>	<b>3</b>	<b>0</b>	<b>0</b>	<b>0</b>	<b>3</b>	<b>1</b>	<b>11</b>	<b>0</b>	<b>0</b>	<b>2</b>	<b>.188</b>	<b>.241</b>	<b>.429</b>	

## PLAYER TRANSACTIONS

- Feb. 15 Burch Smith acquired from the San Francisco Giants for cash considerations; Daniel Mengden placed on the 60-day injured list (right elbow surgery)
- March 5 Daniel Gossett, Grant Holmes and James Kaprielian optioned to Las Vegas
- March 6 Daulton Jefferies optioned to Las Vegas
- March 7 Luis Barrera, Paul Blackburn and Skye Bolt optioned to Las Vegas
- March 8 Dustin Fowler and Sheldon Neuse optioned to Las Vegas
- June 30 Jorge Mateo traded to the San Diego Padres for a player to be named later
- July 19 Jordan Weems selected from the A's alternate training site
- July 23 Daniel Mengden reinstated from the injured list; A.J. Puk placed on the 10-day injured list retroactive to July 20 (strained left shoulder); Jonah Heim optioned to the A's alternate training site; Daniel Gossett designated for assignment

### OPENING DAY ROSTER

- Pitchers (15):** Chris Bassitt, Jake Diekman, Mike Fiers, Liam Hendriks, Jesús Luzardo, Sean Manaea, T.J. McFarland, Daniel Mengden, Frankie Montas, Yusmeiro Petit, Burch Smith, Joakim Soria, Lou Trivino, Jordan Weems, J.B. Wendelken
- Catchers (2):** Austin Allen, Sean Murphy
- Infielders (7):** Franklin Barreto, Matt Chapman, Tony Kemp, Vimal Machin, Matt Olson, Chad Pinder, Marcus Semien
- Outfielders (6):** Seth Brown, Mark Canha, Khris Davis, Robbie Grossman, Ramón Laureano, Stephen Piscotty

- July 27 Daniel Gossett released
- Aug. 4 Jordan Weems placed on the 10-day injured list retroactive to Aug. 1 (strained right latissimus dorsi); James Kaprielian recalled from alternate site
- Aug. 6 Seth Brown and James Kaprielian optioned to alternate site
- Aug. 14 Ramón Laureano placed on the suspended list; Jordan Weems reinstated from the 10-day injured list and optioned to alternate site

Aug. 16	Burch Smith placed on the 10-day injured list (strained right forearm); James Kaprielian recalled from alternate site	Sept. 26	Paul Blackburn recalled from alternate site as 29th man for doubleheader
Aug. 17	Ramon Laureano reinstated from the suspended list	Sept. 27	Chad Pinder reinstated from the injured list; James Kaprielian optioned to alternate site
Aug. 19	Paul Blackburn recalled from alternate site; James Kaprielian optioned to alternate site	Sept. 28	Matt Chapman and J.B. Wendelken reinstated from the injured list
Aug. 24	Jonah Heim and Jordan Weems recalled from alternate site; Austin Allen and Paul Blackburn optioned to alternate site	Oct. 28	Mike Fiers, Robbie Grossman, Liam Hendriks, Jake Lamb, Tommy La Stella, T.J. McFarland, Mike Minor, Yusmeiro Petit, Marcus Semien and Joakim Soria elected free agency; A.J. Puk and Burch Smith reinstated from the injured list
Aug. 25	Chad Pinder placed on the paternity list; Seth Brown recalled from alternate site	Nov. 5	Minor leaguer Junior Perez acquired from San Diego as the PTBNL in the June 30 Jorge Mateo trade
Aug. 26	Burch Smith transferred to the 45-day injured list	Nov. 20	Miguel Romero selected from Las Vegas; Wandisson Charles selected from Midland; Greg Deichmann selected from Stockton
Aug. 28	Tommy La Stella acquired from the Los Angeles Angels for Franklin Barreto	Dec. 10	Ka'ai Tom selected from the Cleveland organization in the 1st round of the Rule 5 Draft; Dany Jimenez selected from the Toronto organization in the 2nd round of the Rule 5 Draft
Aug. 29	Austin Allen recalled from alternate site as 29th man for doubleheader	Jan. 14	Nik Turley acquired from the Pittsburgh Pirates for cash considerations
Aug. 31	Mike Minor and cash acquired from the Texas Rangers for two players to be named later and international slot money; Chad Pinder reinstated from paternity list; Seth Brown optioned to alternate site	Jan. 30	Cole Irvin acquired from the Philadelphia Phillies for cash considerations
Sept. 3	Daniel Mengden placed on the Covid-19 related injured list	Feb. 6	Elvis Andrus, Aramis Garcia and cash acquired from the Texas Rangers for Kris Davis, Jonah Heim and minor leaguer Dane Acker
Sept. 8	James Kaprielian recalled from alternate site as 29th man for doubleheader	Feb. 12	Adam Kolarek and minor leaguer Cody Thomas acquired from the Los Angeles Dodgers for Sheldon Neuse and minor leaguer Gus Varland
Sept. 12	Matt Chapman placed on the 10-day injured list (strained right hip); Seth Brown recalled from alternate site; Daulton Jefferies recalled from alternate site as 29th man for doubleheader	Feb. 16	Free agent Mike Fiers agrees to terms on a one-year contract
Sept. 13	Chad Pinder placed on the 10-day injured list (strained right hamstring); Nate Orf selected from alternate site	Feb. 18	Free agent Sergio Romo agrees to terms on a one-year contract; Nate Orf announces retirement
Sept. 14	Free agent Jake Lamb agrees to terms; Frankie Montas placed on paternity list; A.J. Puk transferred to the 45-day injured list; James Kaprielian recalled from alternate site as 29th man for doubleheader	Feb. 19	Free agent Yusmeiro Petit agrees to terms on a one-year contract; Frankie Montas placed on Covid-19 related injured list
Sept. 17	Frankie Montas reinstated from the paternity list; Seth Brown optioned to alternate site	Feb. 22	Free agent Trevor Rosenthal agrees to terms on a one-year contract; Dustin Fowler designated for assignment
Sept. 18	Minor Leaguers Dustin Harris and Marcus Smith sent to Texas as the PTBNL in the Aug. 31 Mike Minor trade	Feb. 23	Free agent Mitch Moreland agrees to terms on a one-year contract; Paul Blackburn designated for assignment
Sept. 20	Daniel Mengden reinstated from the Covid-19 related injured list and designated for assignment	Feb. 24	Dustin Fowler traded to the Pittsburgh Pirates for cash considerations.
Sept. 22	Daniel Mengden outrighted to Las Vegas		
Sept. 24	J.B. Wendelken placed on the injured list; James Kaprielian recalled from alternate site		

### A'S 2020 AT A GLANCE

Season High..... 33-19 (September 19)	A's Score First.....22-11	More HR Than Opp..... 24-4
Season Low.....3-4 (July 31)	Opponent Scores First.....14-13	Fewer HR Than Opp..... 5-15
July..... 3-4	Leading After 7th..... 24-0	Same Total HR of Opp..... 7-5
August..... 19-8	Leading After 8th..... 24-0	Starter Pitches 7 or More..... 8-0
September..... 14-12	Tied After 7th..... 6-2	Starter Pitches Less Than 7..... 28-24
Home Series..... 7-2-1	Tied After 8th..... 7-1	When Scoring 4 or More..... 26-3
Road Series..... 3-4-3	Trailing After 7th..... 3-16	When Scoring Less Than 4..... 10-21
Series Sweeps..... 4-3	Trailing After 8th..... 2-16	Last At Bat..... 10-5
First Game of Series..... 10-10	Commit No Errors..... 25-15	Replay Challenges..... 5-10
Last Game of Series..... 13-7	Commit 1 or More Errors..... 11-9	Different Lineups..... 50



# FINAL SPRING TRAINING STATISTICS

## BATTING

PLAYER	AVG	G	AB	R	H	TB	2B	3B	HR	RBI	SH	SF	HP	BB	IBB	SO	SB	CS	DP	E	OBP	SLG	OPS	
Allen, A	.382	16	34	6	13	21	2	0	2	10	0	0	0	2	0	6	0	0	0	0	.417	.618	1.034	
Allen, N	.600	3	5	2	3	7	1	0	1	2	0	1	0	0	0	1	0	0	0	1	.500	1.400	1.900	
Armenteros, L	.250	3	4	0	1	1	0	0	0	0	0	0	0	0	0	0	0	0	0	0	.250	.250	.500	
Barrera, L	.296	12	27	2	8	10	0	1	0	5	0	1	0	1	0	5	1	0	0	0	.310	.370	.681	
Barreto, F	.297	14	37	6	11	19	4	2	0	4	0	0	0	3	0	9	1	0	0	1	4	.350	.514	.864
Bassitt, C	.000	1	0	0	0	0	0	0	0	0	0	0	0	0	0	0	0	0	0	0	0.000	0.000	.000	
Beck, A	.000	7	8	1	0	0	0	0	0	0	0	0	0	3	0	3	0	0	1	0	.273	.000	.273	
Bolt, S	.222	11	18	4	4	7	1	1	0	2	0	0	0	5	0	7	0	0	0	0	.391	.389	.780	
Brown, S	.324	17	37	7	12	22	5	1	1	8	0	0	0	1	0	11	0	0	1	0	.342	.595	.937	
Calabuig, C	.000	2	1	0	0	0	0	0	0	0	0	0	0	0	0	0	0	0	0	0	.000	.000	.000	
Campbell, E	.241	16	29	3	7	12	5	0	0	4	0	1	1	0	0	9	0	0	2	0	.258	.414	.672	
Canha, M	.250	13	28	2	7	10	3	0	0	6	0	1	0	7	0	8	0	0	0	0	.389	.357	.746	
Chapman, M	.208	12	24	8	5	12	1	0	2	6	0	0	0	10	0	6	0	0	0	1	1.441	.500	.941	
Court, R	.167	6	6	1	1	1	0	0	0	0	0	0	0	0	0	2	0	0	0	0	.167	.167	.333	
Davidson, L	.222	7	9	1	2	2	0	0	0	2	0	1	0	1	0	3	0	0	0	0	.273	.222	.495	
Davis, K	.130	10	23	2	3	3	0	0	0	3	0	2	3	1	0	11	0	0	1	0	.241	.130	.372	
Deichmann, G	.261	11	23	7	6	12	0	0	2	2	0	0	0	3	0	11	1	1	0	0	.346	.522	.868	
Diaz, E	.500	3	6	2	3	8	2	0	1	3	0	0	0	0	0	2	0	0	1	0	5.001	3.333	1.833	
Eierman, J	.250	4	4	2	1	4	0	0	1	1	0	0	1	0	0	1	0	0	0	0	4.001	1.000	1.400	
Fiers, M	.000	1	0	0	0	0	0	0	0	0	0	0	0	0	0	0	0	0	0	0	.000	.000	.000	
Fowler, D	.080	12	25	0	2	4	2	0	0	4	0	0	0	2	0	8	0	1	0	0	.148	.160	.308	
Freeman, R	.417	9	12	2	5	5	0	0	0	0	0	0	0	3	0	2	0	0	0	0	.533	.417	.950	
Goins, R	.300	12	20	1	6	6	0	0	0	3	0	0	0	2	0	4	0	0	0	0	.364	.300	.664	
Grossman, R	.286	14	28	8	8	12	1	0	1	5	0	2	1	6	0	4	0	2	0	1	1.405	.429	.834	
Heim, J	.320	14	25	4	8	10	2	0	0	5	0	0	1	1	0	2	0	0	1	0	.370	.400	.770	
Hendriks, L	.000	1	0	0	0	0	0	0	0	0	0	0	0	0	0	0	0	0	0	0	.000	.000	.000	
Kemp, T	.313	11	32	7	10	14	1	0	1	2	0	1	0	4	0	6	1	0	2	0	.378	.438	.816	
Krizan, J	.750	5	4	2	3	9	0	0	2	3	0	0	0	1	0	0	0	0	0	0	8.002	2.50	3.050	
Laureano, R	.231	11	26	3	6	9	0	0	1	9	0	1	0	4	0	7	1	1	0	0	.323	.346	.669	
Loehr, T	.000	2	1	0	0	0	0	0	0	0	0	0	0	0	0	0	0	0	0	0	.000	.000	.000	
Machin, V	.323	17	31	5	10	12	2	0	0	5	0	0	0	7	0	7	0	0	0	0	.447	.387	.834	
Mateo, J	.231	12	26	7	6	6	0	0	0	4	0	0	0	6	0	6	4	0	0	1	1.375	.231	.606	
McDonald, R	.333	3	3	2	1	4	0	0	1	1	0	0	0	1	0	1	0	0	0	0	5.001	3.333	1.833	
Mondou, N	.000	2	2	1	0	0	0	0	0	0	0	0	1	0	0	1	0	1	0	0	.333	.000	.333	
Murphy, S	.273	6	11	2	3	7	1	0	1	2	0	0	1	2	0	4	0	0	1	0	.429	.636	1.065	
Neuse, S	.231	13	26	1	6	6	0	0	0	3	0	1	0	3	0	5	0	0	0	2	.300	.231	.531	
Olson, M	.219	13	32	5	7	12	2	0	1	4	0	0	0	5	0	11	0	0	0	0	.324	.375	.699	
Orf, N	.208	15	24	3	5	8	3	0	0	2	0	0	0	5	0	5	0	1	0	0	.345	.333	.678	
Pérez, C	.308	7	13	2	4	7	3	0	0	2	0	0	0	1	0	3	0	0	1	0	.357	.538	.896	
Petit, Y	.000	1	0	0	0	0	0	0	0	0	0	0	0	0	0	0	0	0	0	0	.000	.000	.000	
Pinder, C	.367	12	30	4	11	19	3	1	1	4	0	0	1	2	0	10	0	0	0	1	1.424	.633	1.058	
Piscotty, S	.333	2	6	1	2	5	0	0	1	1	0	0	0	0	0	3	0	0	0	0	.333	.833	1.167	
Reed, B	.000	11	14	6	0	0	0	0	0	1	0	0	0	3	0	6	3	0	1	1	.176	.000	.176	
Semien, M	.167	13	30	6	5	6	1	0	0	4	0	1	0	6	0	8	0	1	0	1	.297	.200	.497	
Soria, J	.000	1	0	0	0	0	0	0	0	0	0	0	0	0	0	0	0	0	0	0	.000	.000	.000	
Theroux, C	.333	5	6	1	2	2	0	0	0	1	0	0	0	1	0	3	0	0	0	1	1.429	.333	.762	
Thomas, D	.286	8	14	2	4	7	0	0	1	2	0	0	1	0	0	2	0	0	0	0	.333	.500	.833	
Weems, J	.000	1	0	0	0	0	0	0	0	0	0	0	0	0	0	0	0	0	0	0	.000	.000	.000	
White III, M	.000	3	3	1	0	0	0	0	0	0	1	0	0	0	0	3	0	0	0	0	.000	.000	.000	
<b>OAKLAND</b>	<b>.262</b>	<b>23</b>	<b>767</b>	<b>132</b>	<b>201</b>	<b>321</b>	<b>45</b>	<b>6</b>	<b>21</b>	<b>125</b>	<b>1</b>	<b>13</b>	<b>11</b>	<b>102</b>	<b>0</b>	<b>206</b>	<b>12</b>	<b>8</b>	<b>13</b>	<b>15</b>	<b>.352</b>	<b>.419</b>	<b>.770</b>	
<b>OPPONENTS</b>	<b>.286</b>	<b>23</b>	<b>798</b>	<b>132</b>	<b>228</b>	<b>351</b>	<b>46</b>	<b>4</b>	<b>23</b>	<b>126</b>	<b>2</b>	<b>9</b>	<b>11</b>	<b>71</b>	<b>0</b>	<b>199</b>	<b>15</b>	<b>4</b>	<b>18</b>	<b></b>	<b>.349</b>	<b>.440</b>	<b>.789</b>	

PITCHING

PLAYER	W	L	ERA	G	GS	CG	GF	SHO	SV	IP	H	R	ER	HR	HB	BB	IBB	SO	WP	BK	AVG
Anderson, T	0	0	22.50	3	0	0	0	0	0	2.0	10	8	5	0	0	0	0	2	1	0	.588
Bassitt, C	2	1	3.46	5	3	0	1	0	0	13.0	8	5	5	2	1	7	0	10	1	0	.190
Blackburn, P	0	0	9.39	3	2	0	0	0	0	7.2	14	8	8	1	0	1	0	4	0	0	.389
Bracewell, B	1	1	13.50	3	0	0	0	0	0	2.2	4	4	4	0	2	1	0	3	0	0	.333
Charles, W	0	0	7.94	5	0	0	2	0	1	5.2	6	5	5	1	0	5	0	7	1	0	.286
Cochran-Gill, T	0	0	0.00	3	0	0	1	0	0	1.2	0	0	0	0	0	1	0	2	0	0	.000
Damron, T	0	0	0.00	1	0	0	0	0	0	0.1	0	0	0	0	0	0	0	0	0	0	.000
Diekman, J	0	0	8.53	7	0	0	0	0	0	6.1	10	6	6	1	0	4	0	6	0	0	.385
Dunshee, P	0	1	12.27	3	0	0	1	0	0	3.2	9	5	5	1	1	1	0	4	0	0	.500
Fiers, M	1	3	5.51	5	5	0	0	0	0	16.1	13	11	10	4	1	6	0	12	2	1	.210
Gardeck, I	0	0	11.25	4	0	0	2	0	0	4.0	9	5	5	0	0	1	0	4	1	0	.474
Gorman III, J	0	0	9.00	1	0	0	1	0	0	1.0	2	1	1	0	0	1	0	1	0	0	.400
Gossett, D	0	0	0.00	3	0	0	0	0	0	4.0	2	0	0	0	0	1	0	4	1	0	.154
Hart, D	1	0	12.00	3	0	0	0	0	0	3.0	6	6	4	1	2	3	0	4	0	0	.400
Hendriks, L	0	0	3.00	6	0	0	1	0	0	6.0	5	2	2	0	1	0	0	13	0	0	.227
Holmes, G	0	0	1.80	3	0	0	2	0	0	5.0	7	3	1	0	0	2	0	8	0	0	.333
Howard, B	1	0	0.00	3	0	0	1	0	1	5.1	2	1	0	0	0	1	0	3	0	0	.105
Jefferies, D	0	0	40.50	1	0	0	0	0	0	0.2	3	3	3	0	0	1	0	0	0	0	.750
Kaprielian, J	0	0	6.75	3	0	0	1	0	0	4.0	5	3	3	1	0	1	0	5	0	0	.294
Lee, Z	2	0	3.68	4	0	0	1	0	0	7.1	7	3	3	0	0	4	0	5	1	0	.259
Luetge, L	0	0	4.50	5	0	0	0	0	0	6.0	5	3	3	0	0	1	0	5	0	0	.227
Luzardo, J	1	0	1.08	3	3	0	0	0	0	8.1	4	1	1	0	0	1	0	13	0	0	.143
Manaea, S	0	2	10.66	4	4	0	0	0	0	12.2	18	15	15	3	2	0	0	14	1	0	.321
Mariñez, E	0	0	9.00	1	0	0	0	0	0	1.0	1	1	1	0	0	2	0	1	0	0	.333
Martinez, S	0	0	0.00	1	0	0	0	0	0	1.0	0	0	0	0	0	0	0	1	0	0	.000
McFarland, T	0	0	6.00	6	0	0	1	0	0	6.0	10	4	4	2	0	1	0	2	0	0	.385
Milburn, M	0	0	9.82	2	1	0	0	0	0	3.2	8	4	4	1	0	0	0	1	0	0	.444
Montas, F	1	0	0.00	3	3	0	0	0	0	5.2	4	2	0	0	1	1	0	5	0	0	.182
Naile, J	1	0	8.31	3	0	0	1	0	0	4.1	6	4	4	0	0	2	0	0	1	0	.353
Petit, Y	1	0	0.00	4	0	0	0	0	0	4.0	3	0	0	0	0	1	0	5	1	0	.214
Puk, A	0	0	0.00	2	2	0	0	0	0	3.0	2	0	0	0	0	1	0	2	0	0	.200
Romero, L	0	0	0.00	1	0	0	0	0	0	1.0	0	0	0	0	0	2	0	1	0	0	.000
Ruiz, N	0	0	0.00	1	0	0	1	0	0	1.0	0	0	0	0	0	2	0	2	0	0	.000
Schlitter, B	0	0	3.18	5	0	0	0	0	0	5.2	4	2	2	0	0	2	0	5	0	0	.211
Schultz, J	0	0	1.50	6	0	0	3	0	1	6.0	4	1	1	0	0	3	0	8	0	0	.190
Smith, B	0	0	2.57	4	0	0	0	0	0	7.0	4	2	2	1	0	0	0	9	0	0	.160
Soria, J	0	0	4.91	4	0	0	0	0	0	3.2	5	2	2	1	0	3	0	4	0	0	.357
Stull, C	0	0	0.00	2	0	0	1	0	0	1.1	0	0	0	0	0	0	0	1	0	0	.000
Trivino, L	0	2	9.00	6	0	0	0	0	0	6.0	11	6	6	2	0	4	0	7	0	0	.379
Weems, J	0	0	0.00	7	0	0	1	0	1	6.1	5	0	0	0	0	2	0	7	0	0	.217
Wendelken, J	1	0	5.68	6	0	0	0	0	0	6.1	8	4	4	1	0	1	0	8	0	0	.296
Zambrano, J	0	0	7.71	2	0	0	1	0	0	2.1	4	2	2	0	0	1	0	1	0	0	.400
<b>OAKLAND</b>	<b>13</b>	<b>10</b>	<b>5.39</b>	<b>23</b>	<b>23</b>	<b>0</b>	<b>23</b>	<b>1</b>	<b>4</b>	<b>202.0</b>	<b>228</b>	<b>132</b>	<b>121</b>	<b>23</b>	<b>11</b>	<b>71</b>	<b>0</b>	<b>199</b>	<b>11</b>	<b>1</b>	<b>.286</b>
<b>OPPONENTS</b>	<b>10</b>	<b>13</b>	<b>5.31</b>	<b>23</b>	<b>23</b>	<b>0</b>	<b>23</b>	<b>0</b>	<b>4</b>	<b>200.0</b>	<b>201</b>	<b>132</b>	<b>118</b>	<b>21</b>	<b>11</b>	<b>102</b>	<b>0</b>	<b>206</b>	<b>19</b>	<b>0</b>	<b>.262</b>


2020 RELIEF PITCHER EFFECTIVENESS

	Inherited Runners	Inherited Runners Scored	Inherited Runners Scored Percent	First Batters	Save Situations
Diekman	3	1	33.3	1 for 16 (4 bb, 1 sh)	0 for 1
Hendriks	1	0	0.0	3 for 24	14 for 15
Kaprielian	3	3	100.0	2 for 2	0 for 0
Luzardo	0	0	—	2 for 3	0 for 0
McFarland	5	1	20.0	4 for 22 (1 bb)	0 for 0
Mengden	1	0	0.0	0 for 3	0 for 0
Minor	0	0	—	1 for 1	0 for 0
Petit	18	5	27.8	5 for 24 (1 bb, 1 sf)	0 for 0
Smith	1	0	0.0	1 for 6	1 for 1
Soria	2	0	0.0	3 for 21 (1 bb)	2 for 3
Trivino	8	4	50.0	4 for 17 (3 bb)	0 for 1
Weems	0	0	—	3 for 8 (1 bb)	0 for 0
Wendelken	25	8	32.0	1 for 19 (2 bb)	0 for 0

# SPRING TRAINING RESULTS

DATE	OPPONENT	SCORE	RECORD	WINNER	LOSER	ATTEND.	HOME CUM.
Feb. 22	at Chicago (NL)	L, 2-12	0-1	Cotton	Trivino	12,109	
Feb. 23	San Francisco (ss)	L, 3-5	0-2	Wolff	Dunshee	6,017	6,017
	at Arizona (ss)	L, 3-7	0-3	Ray	Bassitt	9,437	
Feb. 24	Milwaukee	L, 4-14	0-4	Burnes	Manaea	3,512	9,529
Feb. 25	at San Diego	L, 6-9	0-5	Ramirez	Bracewell	2,099	
Feb. 26	Arizona	W, 16-3	1-5	Montas	Weaver	3,745	13,274
Feb. 27	Colorado	W, 5-2	2-5	Lee	Fernandez	4,005	17,279
Feb. 28	at Cincinnati	L, 1-10	2-6	DeSclafani	Fiers	3,237	
Feb. 29	Cleveland (ss)	W, 8-7	3-6	Hart	Wood	6,206	23,485
	Cleveland (ss) (at LV)	W, 8-6	4-6	Howard	Weiss	8,159	
March 1	at Kansas City (ss)	W, 10-6	5-6	Naile	Sparkman	5,237	
	at Cleveland (ss) (at LV)	W, 8-5	6-6	Luzardo	Plutko	7,521	
March 2	Chicago (NL)	W, 5-2	7-6	Bracewell	Norwood	4,938	28,423
March 3	at Chicago (AL)	W, 6-5	8-6	Bassitt	Mejia	3,559	
March 4	OFF DAY						
March 5	Los Angeles (NL)	W, 5-1	9-6	Fiers	Buehler	7,672	36,095
March 6	Cincinnati (ss)	L, 5-11	9-7	Thornburg	Trivino	5,731	41,826
	at Cleveland (ss)	W, 7-6	10-7	Lee	Hentges	4,000	
March 7	at Seattle	W, 8-4	11-7	Wendelken	Altavilla	8,274	
March 8	Milwaukee	W, 11-3	12-7	Petit	Hader	6,314	48,140
March 9	at Texas	W, 5-0	13-7	Bassitt	Hernandez	5,291	
March 10	Kansas City	L, 2-4	13-8	Lopez	Fiers	5,211	53,351
March 11	at Los Angeles (AL)		Cancelled, Rain				
July 20	^San Francisco	L, 2-6	13-9	Smyly	Manaea	—	
July 21	*San Francisco	L, 2-4	13-10	Peralta	Fiers	—	

\*indicates at San Francisco. ^indicates at Oakland



## NATIONAL BASEBALL HALL OF FAME AND MUSEUM

25 Main Street, Cooperstown, New York 13326

Phone: (607) 547-7200

Public Relations: (607) 547-0215

E-mail address: [info@baseballhall.org](mailto:info@baseballhall.org)

Website: [baseballhall.org](http://baseballhall.org)

Summer Hours: Memorial Day Weekend - Labor Day Weekend: 9 a.m. to 9 p.m.

Regular Hours: 9 a.m. to 5 p.m.

Holiday Closings: Thanksgiving Day, Christmas Day, and New Year's Day.

**DIRECTORY:** Jane Forbes Clark (Chairman), Tim Mead (President), Jeff Jones (Senior Vice President of Finance and Administration), Sean Gahagan (Vice President, Retail Merchandising & Licensing), Erik Strohl (Vice President, Exhibitions and Collections), Ken Meiffert (Vice President, Sponsorship & Development)  
**PR CONTACTS:** Jon Shestakofsky (Vice President, Communications & Education) and Craig Muder (Comm. Director)

### **HALL OF FAME INDUCTION 2021:** Sunday, July 25

**Class of 2020:** Derek Jeter, Marvin Miller, Ted Simmons and Larry Walker

### **ATHLETICS IN THE HALL OF FAME**

A total of 41 players, managers and executives in the Hall of Fame spent some of their professional careers with the Philadelphia/Kansas City/Oakland Athletics, including 2019 electee Harold Baines. Fourteen of the 41 spent the majority of their careers in an Athletics uniform, including Frank Baker (1908-1914), Chief Bender (1903-1914), Mickey Cochrane (1925-1933), Dennis Eckersley (1987-1995), Rollie Fingers (1968-1976), Jimmie Foxx (1925-1935), Lefty Grove (1925-1933), Rickey Henderson (1979-1984, 1989-1993, 1994-1995, 1998), Catfish Hunter (1965-1974), Reggie Jackson (1967-1975, 1987), Connie Mack (1901-1950), Eddie Plank (1901-1914), Al Simmons (1924-1932) and Rube Waddell (1902-1907). For a complete list of Philadelphia/Kansas City/Oakland Athletics in the Hall of Fame, visit the "Hall of Famers" team pages at [www.baseballhall.org](http://www.baseballhall.org).

### **NOTABLE ATHLETICS ARTIFACTS IN COOPERSTOWN**

- Cap worn by Mike Fiers when he pitched a no-hitter against the Reds on May 7, 2019.
- Jersey worn by 2018 MLB home run leader Kris Davis when he hit his 44<sup>th</sup> and 45<sup>th</sup> home runs of the season on Sept. 21/
- Spikes worn by Dallas Braden during his perfect game against the Tampa Bay Rays May 9, 2010, along with a ball and a score sheet from the game.
- Ball pitched by Brad Ziegler on July 27, 2008, to record the out that set the mark for most innings pitched at the beginning of a major league career without allowing a run, and his spikes from the record-setting streak.
- Prototype ticket book for 2008 season.
- Jersey worn by pitcher Tim Hudson during the 2004 season.
- Ball hit by Scott Hatteberg for a game-winning home run in Oakland's AL record 20<sup>th</sup> straight win, in September 2002.
- Lineup card from American League-tying 19<sup>th</sup> consecutive win, in September 2002.
- Ball and glove from Randy Velarde's unassisted triple play on May 29, 2000; it was the 10<sup>th</sup> in history.
- Spikes worn by Rickey Henderson while breaking Lou Brock's single-season stolen base record in 1982.
- Ball from Catfish Hunter's perfect game on May 8, 1968.



Cap worn by Mike Fiers during his May 7, 2019, no-hitter.

### **A LOOK AHEAD TO 2022**

Ballots for the 2022 Hall of Fame/BBWAA election will be distributed following the 2021 season with results from the voting scheduled to be announced in January 2022. A partial list of first-year candidates for election includes Prince Fielder, David Ortiz, Álex Rodríguez and Mark Teixeira. Historical information on past BBWAA elections and the election process can be accessed at [www.baseballhall.org](http://www.baseballhall.org) or by contacting the Hall of Fame Communications department.

### **CONNECT TO COOPERSTOWN**

- For news from Cooperstown, visit at [www.baseballhall.org](http://www.baseballhall.org). Stay up-to-date on all the activity at the Hall of Fame's official site, on Twitter @baseballhall and through social networking on Facebook, Instagram and YouTube.
- If you would like to receive interesting stories and timely news items direct from the Hall of Fame and get the inside track on the latest happenings in Cooperstown, sign up for *Inside Pitch*. There's no cost to receive our weekly electronic newsletter in your e-mail box at home or work and it's easy to enroll: Just log on to [www.baseballhall.org/media/museum-facts](http://www.baseballhall.org/media/museum-facts).
- If you have an interest in receiving *Around The Horn*, the Hall's monthly media newsletter, please send an e-mail to [info@baseballhall.org](mailto:info@baseballhall.org). Be sure to include your name, name of organization and e-mail address. Or visit [www.baseballhall.org/media-info](http://www.baseballhall.org/media-info).

### **RESEARCH ASSISTANCE**

The Hall of Fame is pleased to provide assistance in baseball research and members of the media are encouraged to utilize this valuable baseball resource whenever necessary by calling the Public Relations department at (607) 547-0215, or the Library Reference desk at (607) 547-0330.



**Jake Diekman** logged a 0.42 ERA in 2020, which was the lowest in Athletics history among pitchers with 20 or more innings in a season.



RECORDS

# ATHLETICS YEAR-BY-YEAR

YEAR	POS.	W	L	PCT.	GA/GB	MANAGER	HOME	ROAD
1901	4	74	62	.544	-9	Connie Mack	42-24	32-38
1902	***1	83	53	.610	+5	Connie Mack	56-17	27-36
1903	2	75	60	.556	-14%	Connie Mack	44-21	31-39
1904	5	81	70	.536	-12%	Connie Mack	47-31	34-39
1905	***1	92	56	.622	+2	Connie Mack	50-23	42-33
1906	4	78	67	.538	-12	Connie Mack	48-23	30-44
1907	2	88	57	.607	-1%	Connie Mack	50-20	38-37
1908	6	68	85	.444	-22	Connie Mack	46-30	22-55
1909	2	95	58	.621	-3%	Connie Mack	49-27	46-31
1910	****1	102	48	.680	+14%	Connie Mack	57-19	45-29
1911	****1	101	50	.669	+13%	Connie Mack	54-20	47-30
1912	3	90	62	.592	-15	Connie Mack	45-32	45-30
1913	****1	96	57	.627	+6%	Connie Mack	50-26	46-31
1914	***1	99	53	.651	+8%	Connie Mack	51-24	48-29
1915	8	43	109	.283	-58%	Connie Mack	20-55	23-54
1916	8	36	117	.235	-54%	Connie Mack	23-53	13-64
1917	8	55	98	.359	-44%	Connie Mack	29-47	26-51
1918	8	52	76	.406	-24	Connie Mack	35-32	17-44
1919	8	36	104	.257	-52	Connie Mack	21-49	15-55
1920	8	48	106	.312	-50	Connie Mack	25-50	23-56
1921	8	53	100	.346	-45	Connie Mack	28-47	25-53
1922	7	65	89	.422	-29	Connie Mack	38-39	27-50
1923	6	69	83	.454	-29	Connie Mack	34-41	35-42
1924	5	71	81	.467	-20	Connie Mack	36-39	35-42
1925	2	88	64	.579	-8%	Connie Mack	51-26	37-38
1926	3	83	67	.553	-6	Connie Mack	44-27	39-40
1927	2	91	63	.591	-19	Connie Mack	50-27	41-36
1928	2	98	55	.641	-2%	Connie Mack	52-25	46-30
1929	****1	104	46	.693	+18	Connie Mack	57-16	47-30
1930	****1	102	52	.662	+8	Connie Mack	58-18	44-34
1931	***1	107	45	.704	+13%	Connie Mack	60-15	47-30
1932	2	94	60	.610	-13	Connie Mack	51-26	43-34
1933	3	79	72	.523	-19%	Connie Mack	46-29	33-43
1934	5	68	82	.453	-31	Connie Mack	34-40	34-42
1935	8	58	91	.389	-34	Connie Mack	30-42	28-49
1936	8	53	100	.346	-49	Connie Mack	31-46	22-54
1937	7	54	97	.358	-46%	Connie Mack (39-80)/Earle Mack (15-17)	27-50	27-47
1938	8	53	99	.349	-46	Connie Mack	28-47	25-52
1939	7	55	97	.362	-51%	Connie Mack (25-37)/Earle Mack (30-60)	28-48	27-49
1940	8	54	100	.351	-36	Connie Mack	29-42	25-58
1941	8	64	90	.416	-37	Connie Mack	36-41	28-49
1942	8	55	99	.357	-48	Connie Mack	25-51	30-48
1943	8	49	105	.318	-49	Connie Mack	27-51	22-54
1944	5	72	82	.468	-17	Connie Mack	39-37	33-45
1945	8	52	98	.347	-34%	Connie Mack	39-35	13-63
1946	8	49	105	.318	-55	Connie Mack	31-46	18-59
1947	5	78	76	.506	-19	Connie Mack	39-38	39-38
1948	4	84	70	.545	-12%	Connie Mack	36-41	48-29
1949	5	81	73	.526	-16	Connie Mack	52-25	29-48
1950	8	52	102	.338	-46	Connie Mack	29-48	23-54
1951	6	70	84	.455	-28	Jimmie Dykes	38-41	32-43
1952	4	79	75	.513	-16	Jimmie Dykes	45-32	34-43
1953	7	59	95	.383	-41%	Jimmie Dykes	27-50	32-45
1954	8	51	103	.331	-60	Eddie Joost	29-47	22-56
<b>Philadelphia Totals</b>		<b>3886</b>	<b>4248</b>	<b>.478</b>			<b>2146-1896</b>	<b>1740-2352</b>
1955	6	63	91	.409	-33	Lou Boudreau	33-43	30-48
1956	8	52	102	.338	-45	Lou Boudreau	22-55	30-47
1957	7	59	94	.386	-38%	Lou Boudreau (36-67)/Harry Craft (23-27)	37-40	22-54
1958	7	73	81	.474	-19	Harry Craft	43-34	30-47
1959	7	66	88	.429	-28	Harry Craft	37-40	29-48
1960	8	58	96	.377	-39	Bob Elliot	34-43	24-53
1961	9t	61	100	.379	-47%	Joe Gordon (26-33)/Hank Bauer (35-67)	33-47	28-53
1962	9	72	90	.444	-24	Hank Bauer	39-42	33-48
1963	8	73	89	.451	-31%	Ed Lopat	36-45	37-44

YEAR	POS.	W	L	PCT.	GA/GB	WILD CARD	MANAGER	HOME	ROAD
1964	10	57	105	.352	-42		Lopat (17-35)/Mel McGaha (40-70)	26-55	31-50
1965	10	59	103	.364	-43		McGaha (5-21)/Haywood Sullivan (54-82)	33-48	26-55
1966	7	74	86	.463	-23		Alvin Dark	42-39	32-47
1967	10	62	99	.385	-29½		Dark (52-69)/Luke Appling (10-30)	37-44	25-55
<b>Kansas City Totals</b>		<b>829</b>	<b>1224</b>	<b>.404</b>				<b>452-575</b>	<b>377-649</b>
1968	6	82	80	.506	-21		Bob Kennedy	44-38	38-42
1969	2	88	74	.543	-9		Hank Bauer (80-69)/McNamara (8-5)	49-32	39-42
1970	2	89	73	.549	-9		John McNamara	49-32	40-41
1971	**1	101	60	.627	+16		Dick Williams	46-35	55-25
1972	****1	93	62	.600	+5½		Dick Williams	48-29	45-33
1973	****1	94	68	.580	+6		Dick Williams	50-31	44-37
1974	****1	90	72	.556	+5		Alvin Dark	49-32	41-40
1975	**1	98	64	.605	+7		Alvin Dark	54-27	44-37
1976	2	87	74	.540	-2½		Chuck Tanner	51-30	36-44
1977	7	63	98	.391	-38½		Jack McKeon (26-27)/Winkles (37-71)	35-46	28-52
1978	6	69	93	.426	-23		Bobby Winkles (24-15)/McKeon (45-78)	38-42	31-51
1979	7	54	108	.333	-34		Jim Marshall	31-50	23-58
1980	2	83	79	.512	-14		Billy Martin	46-35	37-44
1981	**1	64	45	.587	+5		Billy Martin	35-21	29-24
1982	5	68	94	.420	-25		Billy Martin	36-45	32-49
1983	4	74	88	.457	-25		Steve Boros	42-39	32-49
1984	4	77	85	.475	-7		Boros (20-24)/Moore (57-61)	44-37	33-48
1985	4	77	85	.475	-14		Jackie Moore	43-36	34-49
1986	3t	76	86	.469	-16		Moore (29-44)/Jeff Newman (2-8)/ Tony La Russa (45-34)	47-36	29-50
1987	3	81	81	.500	-4		Tony La Russa	42-39	39-42
1988	****1	104	58	.642	+13		Tony La Russa	54-27	50-31
1989	****1	99	63	.611	+7		Tony La Russa	54-27	45-36
1990	****1	103	59	.636	+9		Tony La Russa	51-30	52-29
1991	4	84	78	.519	-11		Tony La Russa	47-34	37-44
1992	**1	96	66	.593	+6		Tony La Russa	51-30	45-36
1993	7	68	94	.420	-26		Tony La Russa	38-43	30-51
1994	2	51	63	.447	-1		Tony La Russa	24-32	27-31
1995	4	67	77	.465	-11½	7th (-12)	Tony La Russa	38-34	29-43
1996	3	78	84	.481	-12	t6th (-10)	Art Howe	40-41¹	38-43
1997	4	65	97	.401	-25	11th (-31)	Art Howe	35-46	30-51
1998	4	74	88	.457	-14	7th (-18)	Art Howe	39-42	35-46
1999	2	87	75	.537	-8	2nd (-7)	Art Howe	52-29	35-46
2000	**1	91	70	.565	+½	n/a	Art Howe	47-34	44-36
2001	*2	102	60	.630	-14	1st (+17)	Art Howe	53-28	49-32
2002	**1	103	59	.636	+4	n/a	Art Howe	54-27	49-32
2003	**1	96	66	.593	+3	n/a	Ken Macha	57-24	39-42
2004	2	91	71	.562	-1	2nd (-7)	Ken Macha	52-29	39-42
2005	2	88	74	.543	-7	3rd (-7)	Ken Macha	45-36	43-38
2006	**1	93	69	.574	+4	n/a	Ken Macha	49-32	44-37
2007	3	76	86	.469	-18	6th (-18)	Bob Geren	40-41	36-45
2008	3	75	86	.466	-24½	7th (-19½)	Bob Geren	43-38²	32-48
2009	4	75	87	.463	-22	t7th (-20)	Bob Geren	40-41	35-46
2010	2	81	81	.500	-9	t5th (-14)	Bob Geren	47-34	34-47
2011	3	74	88	.457	-22	7th (-17)	Geren (27-36)/Bob Melvin (47-52)	43-38	31-50
2012	**1	94	68	.580	+1	n/a	Bob Melvin	50-31²	44-37
2013	**1	96	66	.593	+5½	n/a	Bob Melvin	52-29	44-37
2014	*2	88	74	.543	-10	2nd (+1)	Bob Melvin	48-33	40-41
2015	5	68	94	.420	-20	12 (-18)	Bob Melvin	34-47	34-47
2016	5	69	93	.426	-26	10 (-20)	Bob Melvin	34-47	35-46
2017	5	75	87	.463	-26	t9 (-10)	Bob Melvin	46-35	29-52
2018	*2	97	65	.599	-6	2nd (+7)	Bob Melvin	50-31	47-34
2019	*2	97	65	.599	-10	1st (+4)	Bob Melvin	52-29³	45-36
2020	**1	36	24	.600	+7	n/a	Bob Melvin	22-10⁴	14-14
<b>Oakland Totals</b>		<b>4349</b>	<b>4004</b>	<b>.521</b>				<b>2360-1821</b>	<b>1989-2183</b>
<b>Athletics Totals</b>		<b>9064</b>	<b>9476</b>	<b>.489</b>				<b>4958-4292</b>	<b>4106-5184</b>

\* American League Wild Card Champions (4 times)

\*\* American League Western Division Champions (17 times)

\*\*\* American League Champions (15 times: Oakland 6 times, Philadelphia 9 times)

\*\*\*\* World Champions (9 times: Oakland 4 times, Philadelphia 5 times)

1 includes 2-4 record at Las Vegas

2 includes 1-1 record at Tokyo

3 includes 0-2 record at Tokyo

4 includes 1-1 record as visiting team

# ATHLETICS VS. THE AMERICAN LEAGUE

YEAR	BAL	BOS	CHI	CLE	DET	MIL	NY	STL	WAS	TOTAL
1901	8-12	10-10	8-12	14-6	9-7	14-6			11-9	74-62
1902	13-6	11-9	10-10	12-8	16-4			9-10	12-6	83-53
1903		6-13	14-6	11-9	9-11		8-10	11-8	16-3	75-60
1904		9-13	14-8	10-11	12-10		9-12	11-10	16-6	81-70
1905		15-7	12-9	15-7	13-9		11-8	15-7	11-9	92-56
1906		14-8	9-12	10-12	13-6		8-13	9-11	15-5	78-67
1907		14-8	12-10	14-8	8-11		9-10	14-6	17-4	88-57
1908		12-10	9-13	6-16	8-14		14-8	8-13	11-11	68-85
1909		11-10	10-12	13-9	14-8		14-8	14-8	19-3	95-58
1910		18-4	14-8	14-7	13-9		12-9	17-5	14-6	102-48
1911		13-9	11-9	17-5	10-12		15-6	20-2	15-7	101-50
1912		7-15	10-12	14-8	13-9		17-5	16-6	13-7	90-62
1913		11-11	11-11	13-9	15-7		17-5	15-6	14-8	96-57
1914		9-12	17-5	19-3	12-9		14-8	15-7	13-9	99-53
1915		5-17	3-19	7-15	5-17		9-11	6-16	8-14	43-109
1916		6-16	4-18	4-18	4-18		7-15	5-17	6-15	36-117
1917		3-18	7-15	6-16	10-12		7-15	11-11	11-11	55-98
1918		6-13	10-11	7-13	11-9		4-8	8-10	6-12	52-76
1919		6-14	3-17	4-16	6-14		2-18	7-13	8-12	36-104
1920		9-13	6-16	6-16	10-12		3-19	8-14	6-16	48-106
1921		10-12	8-14	7-15	7-14		5-17	5-17	11-11	53-100
1922		12-10	10-12	11-11	6-16		5-17	9-13	12-10	65-89
1923		7-13	12-10	10-12	10-12		6-16	9-13	15-7	69-83
1924		10-12	11-11	11-11	11-11		8-12	13-9	7-15	71-81
1925		17-5	14-8	11-11	14-8		13-9	12-10	7-13	88-64
1926		14-8	15-6	8-14	11-11		13-9	15-7	7-12	83-67
1927		16-6	14-8	12-10	13-9		8-14	16-6	12-10	91-63
1928		18-3	16-6	16-6	14-8		6-16	16-6	12-10	98-55
1929		18-4	13-9	14-7	18-4		14-8	11-10	16-4	104-46
1930		18-4	16-6	15-7	15-7		12-10	16-6	10-12	102-52
1931		16-4	19-3	18-4	18-4		11-11	14-8	11-11	107-45
1932		18-4	15-7	12-10	15-7		8-14	16-6	10-12	94-60
1933		8-14	10-12	16-6	11-11		9-12	14-6	11-11	79-72
1934		9-12	13-9	9-13	10-12		7-15	9-12	11-9	68-82
1935		6-16	10-12	10-12	5-14		6-14	11-11	10-12	58-91
1936		9-13	7-15	9-13	5-17		6-16	11-10	6-16	53-100
1937		3-17	7-15	9-13	8-14		8-14	11-11	8-13	54-97
1938		8-14	10-12	4-18	8-14		5-16	12-9	6-16	53-99
1939		4-18	11-11	4-18	11-11		4-18	13-9	8-12	55-97
1940		4-18	6-16	8-14	11-11		9-13	8-14	8-14	54-100
1941		6-16	12-10	7-15	9-13		8-14	11-11	11-11	64-90
1942		8-14	10-12	6-16	9-13		6-16	6-16	10-12	55-99
1943		11-11	4-18	6-16	9-13		6-16	8-14	5-17	49-105
1944		11-11	13-9	10-12	11-11		9-13	9-13	9-13	72-82
1945		8-14	10-12	6-12	7-15		6-16	10-12	5-17	52-98
1946		5-17	10-12	7-15	5-17		6-16	10-12	6-16	49-105
1947		12-10	11-11	11-11	11-11		9-13	13-9	11-11	78-76
1948		10-12	16-6	6-16	10-12		10-12	18-4	14-8	84-70
1949		8-14	16-6	13-9	8-14		8-14	12-10	16-6	81-73
1950		3-19	11-11	5-17	5-17		7-15	8-14	13-9	52-102
1951		7-15	13-9	6-16	9-13		9-13	14-8	12-10	70-84
1952		10-12	11-11	9-13	17-5		9-13	14-8	9-13	79-75
1953		7-15	12-10	3-19	11-11		5-17	13-9	8-14	59-95
1954	12-10	7-15	5-17	4-18	9-13		4-18		10-12	51-103
1955	12-10	8-14	8-14	5-17	10-12		7-15		13-9	63-91
1956	7-15	10-12	8-14	5-17	6-16		4-18		12-10	52-102
1957	5-16	6-16	8-14	11-11	14-8		3-19		12-10	59-94
1958	10-12	10-12	10-12	12-10	10-12		9-13		12-10	73-81
1959	14-8	11-11	10-12	7-15	7-15		5-17		12-10	66-88
1960	9-13	9-13	7-15	7-15	12-10		7-15		7-15	58-96



YEAR	BAL	BOS	CHI	CLE	DET	HOU	KC	LAA	MIL	MIN	NYY	SEA	TB	TEX	TOR	TOTAL
1961	5-13	8-10	4-14	9-8	6-12			9-9		7-11	4-14			9-9		61-100
1962	8-10	8-10	9-9	7-11	6-12			6-12		8-10	5-13			15-3		72-90
1963	9-9	11-7	6-12	7-11	5-13			10-8		9-9	6-12			10-8		73-89
1964	5-13	6-12	2-16	8-10	7-11			6-12		9-9	6-12			8-10		57-105
1965	7-11	7-11	5-13	9-9	5-13			5-13		8-10	7-11			6-12		59-103
1966	5-11	9-9	5-13	12-6	12-6			9-9		8-10	5-13			9-9		74-86
1967	8-10	6-12	10-8	7-11	6-12			4-14		8-10	7-11			6-11		62-99
1968	9-9	10-8	8-10	12-6	5-13			13-5		10-8	8-10			7-11		82-80
1969	4-8	8-4	10-8	7-5	5-7		10-8	12-6	13-5	5-13	6-6			8-4		88-74
1970	5-7	5-7	16-2	5-7	6-6		11-7	10-8	10-8	5-13	6-6			10-2		89-73
1971	4-7	9-3	7-11	8-4	8-4		13-5	11-7	15-3	10-8	7-5			9-3		101-60
1972	6-6	3-9	8-7	10-2	8-4		11-7	10-8	8-4	9-8	9-3			11-4		93-62
1973	7-5	8-4	12-6	9-3	5-7		10-8	12-6	8-4	4-14	8-4			11-7		94-68
1974	6-6	4-8	11-7	7-5	7-5		10-8	12-6	7-5	13-5	5-7			8-10		90-72
1975	8-4	6-6	9-9	10-2	6-6		11-7	11-7	7-5	12-6	6-6			12-6		98-64
1976	8-4	8-4	9-8	8-4	6-6		9-9	12-6	7-5	7-11	6-6			7-11		87-74
1977	2-8	3-8	5-10	3-7	5-5		6-9	10-5	5-5	6-8	2-9	7-8		2-13	7-3	63-98
1978	0-11	5-5	8-7	6-4	4-6		5-10	6-9	1-9	6-9	2-8	13-2		6-9	7-4	69-93
1979	4-8	3-9	4-9	4-8	5-7		4-9	3-10	6-6	4-9	3-9	8-5		2-11	4-8	54-108
1980	5-7	3-9	7-6	6-6	6-6		7-6	10-3	5-7	7-6	4-8	8-5		7-6	8-4	83-79
1981	5-7	5-7	6-7	2-3	2-1		3-3	8-2	2-4	8-2	3-4	6-1		4-2	10-2	64-45
1982	5-7	4-8	4-9	8-4	3-9		6-7	4-9	5-7	10-3	5-7	6-7		5-8	3-9	68-94
1983	4-8	4-8	5-8	5-7	6-6		6-7	8-5	6-6	9-4	4-8	9-4		2-11	6-6	74-88
1984	6-6	5-7	7-6	5-7	3-9		8-5	6-7	8-4	5-8	4-8	8-5		8-5	4-8	77-85
1985	5-7	4-8	5-8	9-3	4-8		5-8	7-6	9-3	5-8	5-7	8-5		6-7	5-7	77-85
1986	7-5	5-7	6-7	2-10	6-6		5-8	3-10	7-5	7-6	7-5	10-3		3-10	8-4	76-86
1987	5-7	8-4	4-9	8-4	7-5		8-5	7-6	6-6	3-10	7-5	5-8		6-7	7-5	81-81
1988	8-4	9-3	8-5	8-4	8-4		5-8	9-4	9-3	8-5	6-6	9-4		8-5	9-3	104-58
1989	7-5	5-7	8-5	10-2	8-4		6-7	8-5	7-5	7-6	9-3	9-4		8-5	7-5	99-63
1990	8-4	8-4	5-8	8-4	6-6		9-4	9-4	7-5	7-6	12-0	9-4		8-5	7-5	103-59
1991	9-3	4-8	6-7	7-5	8-4		7-6	12-1	4-8	5-8	6-6	6-7		4-9	6-6	84-78
1992	6-6	7-5	8-5	6-6	6-6		9-4	8-5	5-7	8-5	6-6	12-1		9-4	6-6	96-66
1993	2-10	3-9	6-7	4-8	4-8		7-6	7-6	5-7	5-8	6-6	9-4		5-8	5-7	68-94
1994	5-7	3-9	3-6	0-6	4-5		3-7	6-3	1-4	5-2	5-7	4-3		7-3	5-1	51-63
1995	7-5	4-8	5-7	0-7	3-2		8-5	7-6	2-7	7-5	9-4	7-6		5-8	3-7	67-77
1996	4-9	5-8	7-5	6-6	8-4		7-5	7-6	5-7	7-6	3-9	8-5		7-6	4-8	78-84
1997	3-8	4-7	3-8	4-7	4-7		8-3	1-11	6-5	4-7	5-6	5-7		5-7	6-5	58-88
1998	3-8	2-9	7-4	8-3	4-7		4-7	7-5		7-4	3-8	5-7	5-6	6-6	5-6	66-80
1999	7-5	6-4	7-3	2-10	6-4		6-6	4-8		5-7	4-6	6-6	9-1	5-7	8-2	75-69
2000	8-4	5-5	3-6	6-6	4-6		8-4	8-5		7-5	3-6	9-4	7-2	5-7	7-3	80-63
2001	7-2	5-4	8-1	3-4	6-1		6-3	14-6		4-5	6-3	9-10	7-2	9-10	6-3	90-54
2002	5-4	3-6	7-2	5-2	6-1		8-1	11-9		6-3	4-5	8-11	8-1	13-6	3-6	87-57
2003	7-2	4-3	5-4	6-3	6-3		7-2	12-8		1-8	6-3	7-12	6-3	15-4	5-2	87-57
2004	7-0	1-8	7-2	3-6	5-4		7-2	9-10		5-2	2-7	11-8	7-2	11-9	6-3	81-63
2005	6-4	4-6	7-2	3-6	5-1		4-2	9-10		6-4	2-7	12-6	4-5	11-8	5-5	78-66
2006	4-2	7-3	3-3	6-3	4-5		5-4	8-11		4-6	6-3	17-2	6-3	9-10	6-4	85-59
2007	4-4	4-4	5-4	4-6	6-4		4-6	10-9		2-5	4-2	5-14	4-6	9-10	5-4	66-78
2008	5-0	4-6	4-5	4-5	6-3		3-6	9-10		5-5	1-5	10-9	3-6	7-12	4-6	65-78
2009	5-1	5-5	5-4	5-2	4-5		6-2	7-12		6-4	2-7	5-14	6-4	11-8	3-6	70-74
2010	7-3	5-4	5-4	6-3	3-3		6-3	8-11		3-6	1-9	13-6	4-5	9-10	3-4	73-71
2011	5-4	2-6	4-6	2-5	5-5		5-4	11-8		4-4	3-6	9-10	5-2	6-13	5-5	66-78
2012	5-4	8-1	3-3	8-2	3-4		4-5	10-9		5-4	5-5	12-7	5-4	11-8	5-4	84-60
2013	2-5	3-3	5-2	2-5	4-3	15-4	5-1	11-8		6-1	5-1	8-11	3-3	10-9	4-3	83-59
2014	4-2	4-3	3-4	4-2	2-5	11-8	2-5	9-10		6-1	4-2	9-10	4-2	9-10	4-3	75-67
2015	1-6	1-5	2-5	4-3	4-2	9-10	1-5	8-11		3-4	4-3	6-13	3-4	10-9	1-5	57-85
2016	4-3	1-5	2-5	2-4	3-4	6-13	6-1	7-12		4-2	3-4	7-12	5-2	9-10	3-3	62-80
2017	3-4	4-3	5-1	4-3	5-1	7-12	3-3	7-12		3-3	5-2	7-12	2-5	11-8	2-5	68-74
2018	5-1	4-2	5-2	4-2	7-0	7-12	5-2	9-10		5-2	3-3	9-10	2-5	13-6	7-0	85-57
2019	6-1	3-4	5-1	5-1	6-1	8-11	5-2	13-6		4-3	4-2	10-9	4-3	13-6	0-6	86-56
2020						7-3		6-4				6-4		7-3		26-14
<b>Totals</b>		<b>889-1081</b>		<b>918-1035</b>		<b>75-74</b>		<b>505-463</b>		<b>795-1149</b>		<b>109-76</b>		<b>224-201</b>		
	<b>1010-947</b>		<b>994-1045</b>		<b>938-1001</b>		<b>327-267</b>		<b>1013-1010</b>		<b>366-305</b>		<b>482-458</b>		<b>8826-9270</b>	

**Note:** Baltimore record also includes Milwaukee Brewers (1901) and St. Louis Browns (1902-53). Houston total includes 5-1 record while in the NL. Minnesota record includes Washington Senators (1901-60). New York record includes Baltimore Orioles (1901-02). Milwaukee record includes Seattle Pilots (1969). Texas record includes Washington Senators (1961-71).

## ATHLETICS VS. THE NATIONAL LEAGUE

YEAR	ARI	ATL	CHI	CIN	COL	HOU	LA	MIA	MIL	NYM	PHI	PIT	STL	SD	SF	WAS	TOTAL
1997					1-3		1-3							3-1	2-2		7-9
1998	2-1				1-2		1-2							2-1	2-2		8-8
1999	2-1				3-0		3-0							1-2	3-3		12-6
2000	2-1				1-2		2-1							3-0	3-3		11-7
2001	3-0				3-0		2-1							2-1	2-4		12-6
2002				3-0		3-0			3-0			3-0			4-2		16-2
2003		1-2						1-2			1-2				3-3	3-0	9-9
2004			1-2	3-0								3-0	0-3		3-3		10-8
2005		2-1								2-1	2-1				4-2	0-3	10-8
2006	0-3				1-2		3-0							1-2	3-3		8-10
2007				2-1		2-1				0-3			1-2		5-1		10-8
2008	1-2	1-2						2-1			2-1				4-2		10-8
2009	1-2				0-3		1-2							2-1	1-5		5-13
2010			1-2	0-3								3-0	1-2		3-3		8-10
2011	2-1							1-2		1-2	1-2				3-3		8-10
2012	0-3				3-0		3-0							2-1	2-4		10-8
2013			2-1	2-2					2-1			2-1	2-1		3-1		13-7
2014		0-3						3-0		2-2	2-1				3-1	3-0	13-7
2015	2-1				2-1		3-1							3-1	1-5		11-9
2016			0-3	1-2					1-3			0-3	2-1		3-1		7-13
2017		0-3						1-3		1-2	2-1				2-2	1-2	7-13
2018	2-1				0-3		2-2							4-0	4-2		12-8
2019			1-2	2-1					2-1			1-2	4-0		1-3		11-9
2020	2-2				1-3		1-2							1-2	5-1		10-10
<b>Totals</b>	<b>19-18</b>	<b>4-11</b>	<b>5-10</b>	<b>13-9</b>	<b>16-19</b>		<b>22-14</b>	<b>8-8</b>	<b>194-164</b>	<b>6-10</b>	<b>10-8</b>	<b>12-6</b>	<b>10-9</b>	<b>24-12</b>	<b>69-61</b>	<b>7-5</b>	<b>238-206</b>

Note: Washington record also includes Montreal Expos (2003). Milwaukee total includes 186-159 record while in the AL.

## ATHLETICS IN DIVISIONAL PLAY

YEAR	A.L. WEST			A.L. CENTRAL			A.L. EAST			NATIONAL LEAGUE		
	HOME	ROAD	TOTAL	HOME	ROAD	TOTAL	HOME	ROAD	TOTAL	HOME	ROAD	TOTAL
1969	26-19	24-21	50-40				23-13	15-21	38-34			
1970	27-18	25-20	52-38				22-14	15-21	37-35			
1971	24-21	32-13	56-34				22-14	23-12	45-26			
1972	28-13	21-21	49-34				20-16	24-12	44-28			
1973	26-19	23-22	49-41				24-12	21-15	45-27			
1974	31-14	23-22	54-36				18-18	18-18	36-36			
1975	32-13	23-22	55-35				22-14	21-15	43-29			
1976	27-18	17-27	44-45				24-12	19-17	43-29			
1977	23-22	13-31	36-53				12-24	15-21	27-45			
1978	23-21	21-25	44-46				15-21	10-26	25-47			
1979	15-24	10-29	25-53				16-26	13-29	29-55			
1980	25-14	21-18	46-32				21-21	16-26	37-47			
1981	15-11	20-6	35-17				20-10	9-18	29-28			
1982	19-20	16-23	35-43				17-25	16-26	33-51			
1983	22-17	17-22	39-39				20-22	15-27	35-49			
1984	25-14	17-22	42-36				19-23	16-26	35-49			
1985	21-16	15-26	36-42				22-20	19-23	41-43			
1986	18-20	15-24	33-44				29-16	14-26	43-42			
1987	17-22	16-23	33-45				25-17	23-19	48-36			
1988	24-15	23-16	47-31				30-12	27-15	57-27			
1989	25-14	21-18	46-32				29-13	24-18	53-31			
1990	22-17	25-14	47-31				29-13	27-15	56-28			
1991	25-14	15-24	40-38				22-20	22-20	44-40			
1992	29-10	25-14	54-24				22-20	20-22	42-42			
1993	20-19	19-20	39-39				18-24	11-31	29-55			
1994	8-5	9-4	17-9	5-14	7-11	12-25	11-13	11-16	22-29			
1995	13-7	6-13	19-20	11-15	11-16	22-31	14-12	12-14	26-26			
1996	11-9	11-8	22-17	18-12	14-17	32-29	11-20	13-18	24-38			

YEAR	A.L. WEST			A.L. CENTRAL			A.L. EAST			NATIONAL LEAGUE		
	HOME	ROAD	TOTAL	HOME	ROAD	TOTAL	HOME	ROAD	TOTAL	HOME	ROAD	TOTAL
1997	5-13	6-12	11-25	13-14	12-16	25-30	13-15	9-18	22-33	4-4	3-5	7-9
1998	9-9	9-9	18-18	16-12	14-13	30-25	10-17	8-20	18-37	4-4	4-4	8-8
1999	11-7	4-14	15-21	16-10	10-20	26-30	17-11	17-7	34-18	8-1	4-5	12-6
2000	13-6	9-10	22-16	13-17	15-10	28-27	14-9	16-11	30-20	7-2	4-5	11-7
2001	16-13	16-13	32-26	9-7	18-7	27-14	21-6	10-8	31-14	7-2	5-4	12-6
2002	19-10	13-16	32-26	19-6	13-3	32-9	8-10	15-12	23-22	8-1	8-1	16-2
2003	20-9	14-15	34-24	12-6	13-14	25-20	19-6	9-7	28-13	6-3	3-6	9-9
2004	17-12	14-15	31-27	16-8	11-8	27-16	12-7	11-13	23-20	7-2	3-6	10-8
2005	15-14	17-10	32-24	13-8	12-7	25-15	10-12	11-15	21-27	7-2	3-6	10-8
2006	16-12	18-11	34-23	14-8	8-13	22-21	15-7	14-8	29-15	4-5	4-5	8-10
2007	12-16	12-17	24-33	14-11	7-14	21-25	9-10	12-10	21-20	5-4	5-4	10-8
2008	14-14	12-17	26-31	13-9	9-15	22-24	11-11	6-12	17-23	5-4	5-4	10-8
2009	11-18	12-16	23-34	17-8	9-9	26-17	10-8	11-15	21-23	2-7	3-6	5-13
2010	18-11	12-16	30-27	9-8	14-11	23-19	14-12	6-13	20-25	6-3	2-7	8-10
2011	15-13	11-18	26-31	11-14	9-10	20-24	11-8	9-15	20-23	6-3	2-7	8-10
2012	16-12	17-12	33-24	12-7	11-11	23-18	16-9	12-9	28-18	6-3	4-5	10-8
2013	21-18	23-14	44-32	13-3	9-9	22-12	10-6	7-9	17-15	8-2	5-5	13-7
2014	18-19	20-19	38-38	9-8	8-9	17-17	13-4	7-8	20-12	8-2	5-5	13-7
2015	16-23	17-20	33-43	5-11	9-8	14-19	7-9	3-14	10-23	6-4	5-5	11-9
2016	13-24	16-23	29-47	10-6	7-10	17-16	9-9	7-8	16-17	2-8	5-5	7-13
2017	21-17	11-27	32-44	10-5	10-6	20-11	12-6	4-13	16-19	3-7	4-6	7-13
2018	19-20	19-18	38-38	13-3	13-5	26-8	11-5	10-6	21-11	7-3	5-5	12-8
2019	24-15	20-17	44-32	11-4	14-4	25-8	11-6	6-10	17-16	6-4	5-5	11-9
2020	17-5	9-9	26-14							5-5	5-5	10-10
<b>Totals</b>	<b>997-776</b>	<b>1851-1692</b>		<b>287-276</b>		<b>860-688</b>		<b>1569-1516</b>		<b>101-121</b>		<b>238-206</b>
		<b>854-916</b>		<b>322-234</b>		<b>609-510</b>		<b>709-828</b>		<b>137-85</b>		

## OAKLAND A'S MONTH-BY-MONTH

Year	March	April	May	June	July	August	September	October
1968	-	8-10	13-14	17-12	15-15	16-17	13-12	-
1969	-	11-8	12-13	17-9	18-11	16-15	13-17	1-1
1970	-	8-12	17-11	17-10	15-12	13-17	18-11	1-0
1971	-	17-8	16-10	17-8	14-13	23-8	14-13	-
1972	-	7-4	18-8	18-11	16-15	14-13	18-10	2-1
1973	-	9-11	15-13	18-11	17-12	20-7	15-14	-
1974	-	10-10	17-11	14-14	20-8	15-14	14-13	0-2
1975	-	12-8	16-10	20-9	18-11	15-16	17-10	-
1976	-	9-8	12-17	15-13	17-11	17-12	16-11	1-2
1977	-	12-9	10-15	10-17	10-19	10-18	11-18	0-2
1978	-	16-5	11-15	11-18	17-13	7-21	7-20	0-1
1979	-	8-14	9-19	5-24	8-20	14-15	10-16	-
1980	-	12-8	13-13	7-21	19-10	14-14	16-11	2-2
1981	-	18-3	13-17	6-3	-	10-9	15-12	2-1
1982	-	11-11	12-16	10-18	11-15	14-15	9-17	1-2
1983	-	11-9	11-16	14-15	12-17	17-13	8-16	1-2
1984	-	14-10	9-17	15-14	10-18	14-14	15-12	-
1985	-	9-12	13-12	17-10	13-14	15-14	8-20	2-3
1986	-	11-10	12-16	7-22	14-12	17-11	13-13	2-2
1987	-	9-14	15-10	16-11	12-15	15-14	12-15	2-2
1988	-	16-7	19-8	13-14	16-12	20-9	19-7	1-1
1989	-	18-8	16-10	13-14	16-10	18-11	17-10	1-0
1990	-	14-5	18-9	15-12	17-14	18-9	20-8	1-2
1991	-	13-7	15-12	13-15	15-12	15-14	11-15	2-3
1992	-	14-8	13-14	18-9	15-11	19-10	15-12	2-2
1993	-	7-11	12-16	12-14	12-17	9-21	15-13	1-2
1994	-	7-17	8-19	17-9	15-11	4-7	-	-
1995	-	1-4	16-12	16-12	8-20	17-12	9-16	0-1
1996	-	13-12	11-16	14-15	17-10	11-19	12-12	-
1997	-	13-13	9-21	12-15	8-19	11-16	12-13	-
1998	-	12-14	10-17	15-13	11-16	15-15	11-13	-
1999	-	10-14	17-10	10-16	16-10	19-10	13-14	2-1
2000	-	12-13	15-13	18-7	13-14	11-16	21-7	1-0

Year	March	April	May	June	July	August	September	October
2001	-	8-17	18-9	12-15	19-8	22-7	17-4	6-0
2002	-	15-11	10-17	21-7	15-12	24-4	18-8	-
2003	-	17-10	14-13	15-12	16-11	20-9	14-11	-
2004	-	11-12	15-11	17-10	15-12	20-8	12-16	1-2
2005	-	12-12	7-20	19-8	20-6	17-11	11-17	2-0
2006	-	12-12	12-17	18-8	14-13	21-6	15-13	1-0
2007	-	12-13	14-13	15-13	9-18	17-12	9-17	-
2008	1-1	16-11	12-15	16-10	8-17	10-20	12-12	-
2009	-	8-11	11-18	13-15	12-14	14-15	17-10	0-4
2010	-	12-12	16-12	10-17	14-10	13-15	13-15	3-0
2011	-	13-14	14-15	9-17	13-13	11-17	14-12	-
2012	1-1	10-12	11-16	15-13	19-5	18-10	17-11	3-0
2013	-	16-12	16-12	16-11	15-10	14-13	19-8	-
2014	0-1	18-9	16-12	17-9	15-10	12-17	10-16	-
2015	-	9-14	11-19	15-12	10-14	13-15	8-19	2-1
2016	-	13-12	11-17	11-15	12-14	10-18	10-17	2-0
2017	-	11-14	12-15	12-16	12-14	11-16	16-12	1-0
2018	1-2	13-12	15-14	17-10	17-8	18-9	16-10	-
2019	3-3	11-15	16-10	17-11	15-9	17-9	18-8	-
2020	-	-	-	-	3-4	19-8	14-12	-
<b>Totals</b>	<b>6-8</b>	<b>609-552</b>	<b>694-725</b>	<b>742-664</b>	<b>728-659</b>	<b>804-685</b>	<b>717-669</b>	<b>49-42</b>

## ATHLETICS FRANCHISE RECORDS

### TEAM GENERAL

#### Most Games Won

Season	107 (1931)
Home	60 (1931)
Road	55 (1971)
Consecutive	20 (Aug. 13-Sept. 4, 2002)
Consecutive, Home	22 (July 15-Aug. 31, 1931)
Consecutive, Road	14 (May 3-30, 1931)
vs. One Team	20 (St. Louis, 1911)
by Shutout	27 (1907, 1909)
by One Run	33 (2004)
in Extra Innings	14 (1988)
Month	26 (July, 1931)

#### Most Games Lost

Season	117 (1916)
Home	55 (1956, 1964)
Road	64 (1916)
Consecutive	20 (1916, 1943)
Consecutive, Home	13 (May 27-July 6, 1920)
Consecutive, Road	22 (July 11-Aug. 23, 1943)
vs. One Team	19 (five times, last: New York, 1957)
by Shutout	24 (1943)
Fewest Lost By Shutout	2 (1902, 1931 and 1932)
by One Run	40 (1908)
in Extra Innings	16 (1921)
Month	28 (July, 1916)

#### Most Games

Season	163 (1964, 1968)
Shutout	41 (1909)
One Run	65 (1908)
Extra Innings	24 (1921, 1945)
Month	40 (Aug., 1938)

#### Highest Winning Percentage

Season	.704 (1931)
Home	.800 (1931)
Road	.688 (1971)
Shutout Games	.857 (1931, 12-2)
One-Run Games	.698 (1928, 30-13)
Extra Inning Games	1.000 (1928, 8-0)
Month	.857 (Aug., 2002; 24-4)
	.857 (April, 1981; 18-3)
Homestand (min. 6 games)	1.000 (Aug. 23-29, 2004; 7-0)
	1.000 (Sept. 3-10, 2001; 7-0)
	1.000 (May 4-12, 1948; 7-0)
	1.000 (12 times, last: Aug. 4-9, 2020; 6-0)
Roadtrip (min. 6 games)	1.000 (May 9-21, 1931; 11-0)
	1.000 (Aug. 19-28, 2002; 10-0)
	1.000 (April 9-16, 1981; 8-0)
	1.000 (April 5-11, 2013; 6-0)

#### Lowest Winning Percentage

Season	.235 (1916)
Home	.267 (1915)
Road	.169 (1916)
Shutout Games	.045 (1919, 1-21)
One-Run Games	.256 (1916, 11-32)
Extra Inning Games	.200 (1916, 2-8)
Month	.067 (July, 1916; 2-28)
Homestand (min. 6 games)	.000 (Aug. 10-16, 1956; 0-6)
	.000 (July 5-11, 1937; 0-6)
	.000 (Sept. 27-Oct. 2, 1920; 0-6)
Road Trip (min. 6 games)	.000 (15 times. Most losses: 0-9, Sept. 22-Oct. 1, 1995)

## Most Players Used

Season	56 (1915)
Pitchers, Season	34 (2018)
Game	30 (vs. Chicago, Sept. 19, 1972; 15 inn.)
Game, Nine Innings	24 (vs. Seattle, Sept. 1, 2018) 24 (vs. Minnesota Sept. 28, 1972) 24 (vs. California, Sept. 6, 1966)
Pitchers, Game	9 (vs. Seattle, Sept. 1, 2018, 9 inn.) 9 (at New York-AL, Sept. 22, 2012; 14 inn.) 9 (at Boston, June 4, 2011; 14 inn.) 9 (vs. Seattle, Sept. 20, 1997; 15 inn.)

## Fewest Players Used

Season	19 (1905)
Pitchers, Season	7 (1905)

## Length of Game

Most Innings	24 (vs. Detroit, July 21, 1945) 24 (at Boston, Sept. 1, 1906)
Longest Time	6:32 (vs. Los Angeles-AL, April 29, 2013)
Longest Time, Nine innings	4:31 (at New York-AL, Aug. 25, 2011)

## Left On Base

Season, Most	1274 (2004)
Season, Fewest	925 (1957)
Game, Most	21 (at Texas, July 1, 1979; 15 inn.) 21 (at Detroit, June 17, 1967; 19 inn.)
Nine Inning Game, Most	17 (at Chicago, Sept. 18, 1982)
Season, Fewest	17 (at St. Louis, June 12, 1949, 2nd Game) 17 (at Washington, May 4, 1919)
Extra Inning Game, Fewest	0 (N.Y., June 22, 1929; 14 inn.)

## Scoring Margin

Victory	22 (vs. Detroit, May 18, 1912; 24-2)
Shutout Victory	16 (six times, last: at Kansas City, June 1, 2018)
Defeat	23 (vs. Chicago, April 23, 1955; 6-29) 23 (vs. New York, May 24, 1936; 2-25)
Shutout Defeat	21 (New York, Aug. 13, 1939)
Largest Deficit Overcome to Win	12 (vs. Cle., June 15, 1925)
Largest Lead Surrendered in Loss	11 (at St.L., June 17, 1936)

## Errors

Season, Most	338 (1915)
Season, Fewest	80 (2019)
Game, Most	10 (vs. Chicago, July 16, 2002)
Consecutive Games, No Errors	15 (June 25-July 9, 2016)

## Double Plays Turned

Most, Season	217 (1949)
Game	6 (several times, last: at Chicago, May 17, 1995)

## TEAM BATTING

### Batting Average

Highest	.307 (1925)
Lowest	.223 (1908)

### Slugging Percentage

Highest	.458 (2000)
Lowest	.292 (1908)

### On-Base Percentage

Highest	.372 (1927)
Lowest	.281 (1908)

### Most At Bats

Season	5728 (2004)
Game	84 (vs. Detroit, July 21, 1945; 24 inn.)
Game, Nine Inn.	52 (at Boston, May 1, 1929)

## Most Runs

Season	981 (1932)
Game	24 (vs. Boston, May 1, 1929) 24 (vs. Detroit, May 18, 1912)
Game, Loss	16 (at Texas, May 5, 2000; 16-17)
Game, Both Clubs	36 (Boston, June 29, 1950; 14-22)
Inning	13 (vs. California, July 5, 1996; 1st) 13 (vs. California, April 21, 1956; 2nd) 13 (vs. Cleveland, June 15, 1925; 8th)
Consecutive Innings, No Runs	48 (Sept. 22-26, 1906)
Two Consecutive Games	34 (June 18-19, 2000) 34 (June 14-15, 1969)
Three Consecutive Games	44 (June 17-19, 2000)
Consecutive Games, One Or More Runs	113 (Aug. 23, 1931 to July 8, 1932)

## Most Hits

Season	1659 (1925)
Game	29 (at Texas, July 1, 1979; 15 inn.) 29 (Boston, May 1, 1929)

## Most Singles

Season	1206 (1925)
Game	25 (at Texas, July 1, 1979; 15 inn.)
Game, Nine Innings	21 (vs. Detroit, Sept. 23, 1913) 21 (at Boston, July 8, 1902)

## Most Doubles

Season	336 (2004)
Game	10 (vs. Boston, July 8, 1905, G#2)

## Most Triples

Season	108 (1912)
Game	6 (vs. Detroit, May 18, 1912)

## Most Home Runs

Season	257 (2019)
Season, Home	129 (2017)
Season, Road	136 (2018)
Season, Grand Slam	14 (2000)
Season, Pinch Hit	8 (1970)
Season, Inside The Park	13 (1911)
Season, vs. One Team	35 (Seattle, 2019) 35 (Texas, 2019)
Season, Back-To-Back	13 (2000)
Players with 30 or More Home Runs	3 (1996, 1999, 2001, 2019)
Players with 20 or More Home Runs	7 (2019)
Players with 10 or More Home Runs	10 (2019)
Month	55 (June, 1996) 55 (Aug., 1999)
Game	8 (at California, June 27, 1996)
Game, Grand Slam	2 (at Seattle, Sept. 10, 2007) 2 (at Toronto, Aug. 24, 2003)
Inning	4 (vs. Chicago, April 27, 2002 3rd inning: Hatteberg, Long, Pena, Menechino) 4 (vs. Tampa Bay, Aug. 1, 1999 4th inning: Tejada, Chavez, Giambi, Jaha) 4 (vs. Boston, Aug. 21, 1997 3rd inning: Giambi, Young, McDonald, Canseco)
Consecutive	3 (12 times, last: vs. Texas, April 15, 2006 (Chavez, Thomas, Bradley))
Consecutive Games with a Home Run	23 (July 2-27, 1996)
Two consecutive games	12 (June 25-27, 1996)

## Most Total Bases

Season	2546 (1996)
Game	46 (at Houston, Sept. 10, 2019)

### Most Extra Base Hits

Season ..... 572 (2019)  
Game ..... 11 (eight times, last: at Minnesota, Sept. 11, 2013)

### Most Runs Batted In

Season ..... 923 (1932)  
Game ..... 23 (vs. Texas, Sept. 30, 2000)  
23 (at Boston, May 1, 1929)

### Most Walks

Season ..... 783 (1949)  
Game ..... 16 (vs. Chicago, May 2, 1952)  
16 (at St. Louis, June 21, 1948)

### Most Strikeouts

Season ..... 1491 (2017)  
Game ..... 21 (vs. Tampa Bay, July 30, 2012, 15 inn.)  
Game, Nine Innings ..... 19 (at Cleveland, May 30, 2017)  
19 (at Seattle, June 24, 1997)

### Most Hit By Pitch

Season ..... 88 (2001)  
Game ..... 5 (at Los Angeles-AL, Aug. 12, 2018)  
5 (at Anaheim, June 7, 2001)  
5 (at St. Louis, July 17, 1911)

### Most Sacrifice Hits

Season ..... 147 (1906)  
Game ..... 7 (at St. Louis, June 23, 1935, G#2)  
7 (vs. Cleveland, July 15, 1912)

### Most Sacrifice Flies

Season ..... 77 (1984)  
Game ..... 3 (39 times, last: vs. Seattle, Sept. 27, 2017)

### Most Grounded Into Double Plays

Season ..... 170 (1950, 2006)  
Game ..... 5 (19 times, last: vs. San Diego, July 3, 2018)

### Most Stolen Bases

Season ..... 341 (1976)  
Season, vs. One Team ..... 64 (New York, 1913)  
Game ..... 12 (at Minnesota, Aug. 1, 1976)

## TEAM PITCHING

### Earned Run Average

Lowest ..... 1.79 (1910)  
Highest ..... 6.08 (1936)

### Complete Games

Most ..... 136 (1904)  
Fewest ..... 1 (2012, 2017, 2019)  
Consecutive ..... 31 (July 13-Aug. 14, 1901)

### Shutouts

Most ..... 27 (1907, 1909)  
Fewest ..... 1 (1919, 1997)  
Consecutive ..... 3 (10 times, last: Aug. 28-31, 1996)  
Consecutive Shutout Innings ..... 44 (Sept. 13-18, 1966)

### Saves

Most ..... 64 (1988, 1990)  
Fewest ..... 13 (1980)

### Innings Pitched

Most ..... 1489.1 (1988)  
Fewest ..... 1324 (1938)

## HITS

Most, Season ..... 1734 (1997)  
Most, Game ..... 33 (at Cleveland, July 10, 1932; 18 inn.)  
Most, Nine Inning Game ..... 29 (vs. Chicago, April 23, 1955)  
Fewest, Season ..... 1069 (1909)

### Runs Allowed

Most, Season ..... 1045 (1936)  
Most, Game ..... 29 (vs. Chicago, April 23, 1955)  
Most, Inning ..... 14 (at Cleveland, June 18, 1950, G#2, 1st inn.)  
14 (at Boston (July 4, 1948, 7th inn.)  
Fewest, Season ..... 408 (1909)

### Earned Runs Allowed

Most ..... 913 (1936)  
Fewest ..... 282 (1910)

### Walks Allowed

Most, Season ..... 827 (1915)  
Most, Season, Intentional ..... 78 (1968)  
Most, Game ..... 18 (Detroit, May 9, 1916)  
Most, Game, Intentional ..... 5 (three times, last:  
at California, Aug. 27, 1966)  
Fewest, Season ..... 366 (1904)  
Fewest, Season, Intentional ..... 17 (2017)

### Strikeouts

Most, Season ..... 1299 (2019)  
Most, Game ..... 26 (vs. California, July 9, 1971; 20 inn.)  
Most, Nine Inning Game ..... 19 (vs. Detroit, Sept. 7, 2019)  
Fewest, Season ..... 371 (1924)

### Home Runs Allowed

Most, Season ..... 220 (1964)  
Most, Game ..... 8 (vs. New York, June 28, 1939)  
Most, Inning ..... 5 (vs. Minnesota, June 9, 1966; 7th inn.)  
Most Grand Slams, Season ..... 8 (1993, 1999)  
Fewest, Season ..... 8 (1910)  
Fewest Grand Slams, Season ..... 0 (17 times. Last: 2003)

### Hit Batters

Most, Season ..... 81 (1911)  
Most, Game ..... 5 (at Detroit, Aug. 11, 1965, G#2)  
Fewest, Season ..... 9 (1931)

### Wild Pitches

Most, Season ..... 86 (2018)  
Most, Game ..... 5 (at Chicago, June 7, 1937)  
Fewest, Season ..... 13 (1946)

### Balks

Most, Season ..... 76 (1988)  
Most, Game ..... 5 (at Seattle, April 13, 1988)  
Fewest, Season ..... 0 (1928)

## INDIVIDUAL BATTING

### Highest Batting Average

Career ..... .356 (Al Simmons, 1924-32, 40-41, 44)  
Season, Right Hander ..... .426 (Nap Lajoie, 1901)  
Season, Left Hander ..... .365 (Eddie Collins, 1911)  
Season, Switch Hitter ..... .303 (Dave Philley, 1953)  
Season, Pinch Hitter (min. 30 ab) ..... .452 (Elmer Valo, 1955)  
Season, Designated Hitter ..... .328 (Erubiel Durazo, 2004)  
Season, Rookie ..... .334 (Socks Seybold, 1901)

### Highest Slugging Percentage

Career.....	.640 (Jimmie Foxx, 1925-35)
Season, Right Hander.....	.749 (Jimmie Foxx, 1932)
Season, Left Hander.....	.660 (Jason Giambi, 2001)
Season, Switch Hitter.....	.493 (Nick Swisher, 2006)
Season, Rookie.....	.618 (Mark McGwire, 1997)

### Highest On-Base Percentage

Career.....	.440 (Jimmie Foxx, 1925-35)
Season, Left Hander.....	.477 (Jason Giambi, 2001)
Season, Right Hander.....	.469 (Jimmie Foxx, 1932)
Season, Switch Hitter.....	.381 (Nick Swisher, 2007)
Season, Rookie.....	.414 (Ferris Fain, 1947)

### Most Games Played

Career.....	1795 (Bert Campaneris, 1964-76)
Season.....	162 (13 times, last: Marcus Semien, 2019)
Season, Rookie.....	160 (Phil Garner, 1975)
Consecutive.....	594 (Miguel Tejada, June 2, 2000-Sept. 28, 2003)

### Most At Bats

Career.....	7180 (Bert Campaneris, 1964-76)
Season.....	670 (Al Simmons, 1932)
Season, Rookie.....	611 (Dick Howser, 1961)
Game.....	11 (Irv Hall vs. Detroit, July 21, 1945)

### Most Runs

Career.....	1270 (Rickey Henderson, 1979-84, 89-95, 98)
Season.....	152 (Al Simmons, 1930)
Season, Rookie.....	108 (Dick Howser, 1961)
Game .5 (11 times, last: Luis Polonia at Kansas City, Sept. 9, 1988)	

### Most Hits

Career.....	1882 (Bert Campaneris, 1964-76)
Season, Right Hander.....	253 (Al Simmons, 1925)
Season, Left Hander.....	214 (Doc Cramer, 1935)
Season, Switch Hitter.....	188 (Dave Philley, 1953)
Season, Rookie.....	183 (Al Simmons, 1924)
Game.....	6 (Joe DeMaestri at Detroit, July 8, 1955; 11 inn.) 6 (Roger Cramer vs. Detroit, July 13, 1935) 6 (Bob Johnson vs. Chi., June 16, 1934; 2nd game, 11 inn.) 6 (Jimmie Foxx at Cleveland, July 10, 1932; 18 inn.) 6 (Roger Cramer at Chicago, June 20, 1932) 6 (Jimmie Foxx vs. Wash., May 30, 1930; 1st game, 13 inn.) 6 (Danny Murphy at Boston, July 8, 1902)
Consecutive ..	8 (several times, last: Josh Reddick, May 7-8, 2016)
Hitting Streak.....	29 (Billy Lamar, May 30-June 29, 1925)
Consecutive Games Reaching Base.....	62 (Mark McGwire, Sept. 16, 1995-June 18, 1996)
Consecutive At Bats, No Hits (since 1913).....	42 (Tim Thompson, July 24-Aug. 19, 1957)

### Most Singles

Career.....	1472 (Bert Campaneris, 1964-76)
Season.....	174 (Al Simmons, 1925)
Season, Rookie.....	135 (Al Simmons, 1924)
Game.....	6 (Joe DeMaestri at Detroit, July 8, 1955; 11 inn.) 6 (Roger Cramer at Chicago, June 20, 1932)

### Most Doubles

Career.....	365 (Jimmie Dykes, 1918-32)
Season.....	53 (Al Simmons, 1926)
Season, Rookie.....	44 (Bob Johnson, 1933)
Game.....	4 (Frankie Hayes at Cleveland, July 25, 1936)

### Most Triples

Career.....	102 (Danny Murphy, 1902-13)
Season.....	21 (Frank Baker, 1912)
Season, Rookie.....	19 (Frank Baker, 1909)
Game.....	3 (Bert Campaneris vs. Cleveland, Aug. 29, 1967; 10 inn.)

### Most Home Runs

Career.....	363 (Mark McGwire, 1986-97)
Career, Pinch Hit.....	5 (Mark McGwire, 1986-97) 5 (Terry Steinbach, 1986-96) 5 (Mike Aldrete, 1993-95) 5 (Jeff Burroughs, 1982-84) 5 (Gus Zernial, 1951-57)
Career, Designated Hitter.....	98 (Dave Kingman, 1984-86)
Career, Grand Slams.....	9 (Mark McGwire, 1986-97) 9 (Gus Zernial, 1951-57) 9 (Sam Chapman, 1938-41, 45-51) 9 (Jimmie Foxx, 1925-35)
Career, Inside The Park.....	23 (Danny Murphy, 1902-13)
Career, Leadoff.....	43 (Rickey Henderson, 1979-84, 89-95, 98)
Season, Right Hander.....	58 (Jimmie Foxx, 1932)
Season, Left Hander.....	47 (Reggie Jackson, 1969)
Season, Switch Hitter.....	35 (Nick Swisher, 2006)
Season, Pinch Hitter.....	4 (Jeff Burroughs, 1982)
Season, Designated Hitter.....	46 (Khris Davis, 2018)
Season, Grand Slams.....	4 (Jason Giambi, 2000)
Season, Inside The Park.....	5 (Danny Murphy, 1911)
Season, Leadoff.....	7 (Rickey Henderson, 1993)
Season, Rookie.....	49 (Mark McGwire, 1987)
Season, Home.....	31 (Jimmie Foxx, 1933) 31 (Jimmie Foxx, 1932)
Season, Road.....	28 (Mark McGwire, 1996) 28 (Jose Canseco, 1991) 28 (Mark McGwire, 1987)
Month.....	15 (Bob Johnson, June, 1934) 15 (Mark McGwire, May, 1987)
Game.....	3 (28 times, last: Khris Davis vs. Texas, May 17, 2016)
Game, Both Sides of Plate.....	nine times, last: Coco Crisp at New York-AL, Aug. 24, 2011
Two Consecutive Games.....	5 (Josh Reddick, Aug. 9-10, 2013) 5 (Mark McGwire, June 10-11, 1995) 5 (Mark McGwire, June 27-28, 1987)

## ATHLETICS WHO HAVE HIT FOR THE CYCLE

Harry Davis at Boston, July 10, 1901  
Nap Lajoie at Cleveland, July 30, 1901  
Danny Murphy vs. St. Louis, August 25, 1910  
Frank Baker at New York, July 3, 1911 (second game)  
Mickey Cochrane at Washington, July 22, 1932  
Mickey Cochrane at New York, August 2, 1933  
Pinky Higgins at Washington, August 6, 1933  
Jimmie Foxx at Cleveland, August 14, 1933  
Doc Cramer at New York, June 10, 1934

Sam Chapman at St. Louis, May 5, 1939  
Elmer Valo at Chicago, August 2, 1950  
Tony Phillips at Baltimore, May 16, 1986  
Mike Blowers at Chicago, May 18, 1998  
Eric Chavez vs. Baltimore, June 21, 2000  
Miguel Tejada at Seattle, September 29, 2001  
Eric Byrnes at San Francisco, June 29, 2003  
Mark Ellis vs. Boston, June 4, 2007

Inning ..... 2 (Mark McGwire at Seattle, Sept. 22, 1996; 5th inn.)  
 Consecutive Games With Home Run ..... 6 (Frank Thomas, Sept. 5-11, 2006)  
 Consecutive At Bats With Home Run ..... 4 (Jimmie Foxx vs. Washington and N.Y., June 7-8, 1933) (Mike Epstein vs. Washington, June 15-16, 1971)  
 Home Run, First Major League At Bat ..... five times: (Terry Steinbach, Sept. 12, 1986 at Cleveland) (Joe Keough, Aug. 7, 1968 at New York, G#2) (Bert Campaneris, July 23, 1964 vs. Minnesota) (Gene Hasson, Sept. 9, 1937 vs. Washington, G#1) (Ace Parker, April 30, 1937 vs. Boston)  
 Consecutive At Bats, No Home Runs ..... 1904 (Irv Hall, April 20, 1943-Sept. 26, 1946)

### Most Runs Batted In

Career ..... 1178 (Al Simmons, 1924-32, 40-41, 44)  
 Season, Right Hander ..... 169 (Jimmie Foxx, 1932)  
 Season, Left Hander ..... 137 (Jason Giambi, 2000)  
 Season, Switch Hitter ..... 101 (Ruben Sierra, 1993)  
 Season, Designated Hitter ..... 118 (Khris Davis, 2018)  
 Season, Rookie ..... 118 (Mark McGwire, 1987)  
 Game ..... 10 (Reggie Jackson at Boston, June 14, 1969)  
 Inning ..... 6 (Matt Stairs vs. California, July 5, 1996; 1st inn.) 6 (Joe Astroth at Washington, Sept. 23, 1950; 6th inn.) 6 (Bob Johnson at Chicago, Aug. 29, 1937; 1st inn.)  
 Consecutive Games With RBI ..... 14 (Tris Speaker, May 16-30, 1928)

### Most Total Bases

Career ..... 2998 (Al Simmons, 1924-32, 40-41, 44)  
 Season ..... 438 (Jimmie Foxx, 1932)  
 Season, Rookie ..... 344 (Mark McGwire, 1987)  
 Game ..... 16 (Jimmie Foxx at Cleveland, July 10, 1932; 18 inn.)  
 Game, Nine Innings ..... 14 (Harold Baines vs. Balt., May 7, 1991) 14 (Joe Hauser at Cleveland, August 2, 1924)

### Most Extra Base Hits

Career ..... 655 (Al Simmons, 1924-32, 40-41, 44)  
 Season ..... 100 (Jimmie Foxx, 1932)  
 Season, Rookie ..... 81 (Mark McGwire, 1987)  
 Game ..... 4 (18 times, last: Ryon Healy vs. Wash., June 3, 2017)

### Most Walks

Career ..... 1227 (Rickey Henderson, 1979-84, 89-95, 98)  
 Career, Intentional ..... 84 (Reggie Jackson, 1967-75, 87)  
 Season ..... 149 (Eddie Joost, 1949)  
 Season, Rookie ..... 95 (Ferris Fain, 1947)  
 Season, Intentional ..... 24 (Jason Giambi, 2001)  
 Game ..... 5 (seven times, last: Mark McGwire vs. Kansas City, April 26, 1997)  
 Consecutive ..... 7 (Jose Canseco, Aug. 4-5, 1992)

### Most Strikeouts

Career ..... 1226 (Reggie Jackson, 1967-75, 87)  
 Season ..... 197 (Jack Cust, 2008)  
 Season, Rookie ..... 175 (Jose Canseco, 1986)  
 Game ..... 5 (11 times, last: **Matt Chapman vs. San Diego, Sept. 5, 2020**)  
 Two Consecutive Games ..... 8 (four times, last: **Matt Chapman, Sept. 4-5, 2020**)

### Most Hit By Pitch

Career ..... 87 (Jimmy Dykes, 1918-32)  
 Season ..... 20 (Jason Kendall, 2005) 20 (Don Baylor, 1976)  
 Season, Rookie ..... 15 (Olmedo Saenz, 1999)  
 Game ..... 2 (64 times, last: **Ramón Laureano vs. Houston, Aug. 9, 2020**)

### Most Sacrifice Hits

Career ..... 188 (Jimmy Dykes, 1918-32)  
 Season ..... 34 (Simon Nicholls, 1907)  
 Season, Rookie ..... 34 (Simon Nicholls, 1907)  
 Game ..... 3 (nine times, last: Ned Garver at Det., Sept. 23, 1960)

### Most Sacrifice Flies

Career ..... 59 (Mark McGwire, 1986-97)  
 Season ..... 14 (Dave Kingman, 1984)  
 Season, Rookie ..... 12 (Leo Posada, 1961)  
 Game ..... 2 (32 times, last: Stephen Vogt at Tampa Bay, May 24, 2015)

### Most Grounded Into Double Plays

Career ..... 158 (Pete Suder, 1941-55)  
 Season ..... 32 (Ben Grieve, 2000)  
 Season, Rookie ..... 28 (George Kell, 1944)  
 Game ..... 3 (Harry Simpson vs. Wash., June 12, 1957, G#2) 3 (Benny McCoy vs. Washington, May 25, 1941)

### Most Stolen Bases

Career ..... 867 (Rickey Henderson, 1979-84, 89-95, 98)  
 Season ..... 130 (Rickey Henderson, 1982)  
 Season, Rookie ..... 42 (Mitchell Page, 1977)  
 Game ..... 6 (Eddie Collins at St. Louis, Sept. 22, 1912; G#1) 6 (Eddie Collins at Detroit, Sept. 11, 1912)  
 Consecutive ..... 36 (Coco Crisp, July 16, 2011-June 19, 2012)

### Most Caught Stealing

Career ..... 219 (Rickey Henderson, 1979-84, 89-95, 98)  
 Season ..... 42 (Rickey Henderson, 1982)  
 Season, Rookie ..... 21 (Mike Edwards, 1978)  
 Game ..... 3 (Rickey Henderson at California, July 27, 1982) 3 (Joe Hauser vs. St. Louis, Aug. 18, 1922)

## INDIVIDUAL PITCHING

### Most Games Won

Career ..... 284 (Eddie Plank, 1901-14)  
 Season, Right Hander ..... 31 (Jack Coombs, 1910)  
 Season, Left Hander ..... 31 (Lefty Grove, 1931)  
 Season, Rookie ..... 20 (Alex Kellner, 1949) 20 (Scott Perry, 1918)  
 Consecutive ..... 16 (Lefty Grove, June 8-Aug. 19, 1931)

### Most Games Lost

Career ..... 162 (Eddie Plank, 1901-14)  
 Season, Right Hander ..... 25 (Scott Perry, 1920)  
 Season, Left Hander ..... 20 (Alex Kellner, 1950)  
 Season, Rookie ..... 23 (Elmer Myers, 1916)  
 Consecutive ..... 19 (Jack Nabors, April 28-Sept. 28, 1916)

### Most Saves

Career ..... 320 (Dennis Eckersley, 1987-95)  
 Season, Right Hander ..... 51 (Dennis Eckersley, 1992)  
 Season, Left Hander ..... 22 (Sean Doolittle, 2014)  
 Season, Rookie ..... 26 (Andrew Bailey, 2009)  
 Consecutive Saves ..... 44 (Grant Balfour, May 5, 2012-July 22, 2013)

### Lowest Earned Run Average

Career ..... 1.97 (Rube Waddell, 1902-07)  
 Season ..... 1.30 (Jack Coombs, 1910)  
 Season, Rookie ..... 1.39 (Harry Kruase, 1909)

### Most Games

Career ..... 525 (Dennis Eckersley, 1987-95)  
 Season ..... 84 (Billy Koch, 2002)  
 Season, Rookie ..... 71 (Ryan Cook, 2012) 71 (Aaron Small, 1997)



### Most Games Started

Career..... 459 (Eddie Plank, 1901-14)  
 Season ..... 46 (Rube Waddell, 1904)  
 Season, Rookie..... 36 (Scott Perry, 1918)

### Most Complete Games

Career..... 362 (Eddie Plank, 1901-14)  
 Season ..... 39 (Rube Waddell, 1904)  
 Season, Rookie..... 31 (Elmer Myers, 1916)  
 Consecutive ..... 22 (Rick Langford, May 23-Sept. 12, 1980)  
 Consecutive Won ..... 11 (Bobby Shantz, April 30-June 19, 1952)

### Most Shutouts

Career..... 59 (Eddie Plank, 1901-14)  
 Season ..... 13 (Jack Coombs, 1910)  
 Season, Rookie..... 7 (Harry Krause, 1909)  
 Consecutive ..... 4 (Jack Coombs, Sept. 9-21, 1910)  
 Consecutive Scoreless Innings ..... 53.0 (Jack Coombs, Sept. 5-25, 1910)

### Most Innings Pitched

Career..... 3860.2 (Eddie Plank, 1901-14)  
 Season ..... 383 (Rube Waddell, 1904)  
 Season, Rookie..... 332.1 (Scott Perry, 1918)  
 Game ..... 24 (Jack Coombs at Boston, Sept. 1, 1906)

### Hits

Career, Most..... 3438 (Eddie Plank, 1901-14)  
 Season, Most ..... 360 (Jack Coombs, 1911)  
 Season, Rookie..... 295 (Scott Perry, 1918)  
 Game, Most ..... 26 (Hod Lisenbee at Chicago, Sept. 11, 1936)  
 Game, Most, Extra Innings..... 29 (Eddie Rommel at Cleveland, July 10, 1932)  
 Game, Fewest ..... 0 (16 times, 14 complete)

### Most Runs

Career..... 1374 (Eddie Plank, 1901-14)  
 Season ..... 169 (Elmer Myers, 1916)  
 Season, Rookie..... 169 (Elmer Myers, 1916)  
 Game ..... 20 (Tom Sheehan at Washington, Sept. 29, 1915; 2nd Game)

### Most Earned Runs

Career..... 1025 (Eddie Plank, 1901-14)  
 Season ..... 146 (George Earnshaw, 1930)  
 Season, Rookie..... 130 (Buck Ross, 1936)  
 Game ..... 15 (Win Noyes vs. Bos., Sept. 15, 1919)

### Most Walks

Career..... 913 (Eddie Plank, 1901-14)  
 Season ..... 168 (Elmer Myers, 1916)  
 Season, Rookie..... 168 (Elmer Myers, 1916)  
 Game ..... 16 (Bruno Haas vs. New York, June 23, 1915)

### Most Strikeouts

Career..... 1985 (Eddie Plank, 1901-14)  
 Season ..... 349 (Rube Waddell, 1904)  
 Season, Rookie..... 182 (Elmer Myers, 1916)  
 Game ..... 18 (Jack Coombs at Chicago, Aug. 4, 1910; 16 inn.)  
 18 (Jack Coombs at Boston, Sept. 1, 1906; 24 inn.)  
 Game, Nine Innings..... 16 (Jose Rijo at Seattle, April 19, 1986)  
 Inning..... 4 (Ryan Dull, April 17, 2018 vs. Chicago-AL; 8th inn.)  
 4 (Ryan Cook, April 27, 2012 at Baltimore; 8th inn.)  
 4 (Erik Hiljus, June 30, 2001 at Texas; 7th inn.)  
 4 (Blake Stein, July 27, 1998 at Tampa Bay; 4th inn.)

### Most Home Runs

Career..... 261 (Jim Hunter, 1965-74)  
 Season ..... 40 (Orlando Peña, 1964)  
 Season, Rookie..... 28 (Jharel Cotton, 2017)  
 Game ..... 6 (George Caster vs. Boston, Sept. 24, 1940)

### Most Hit Batters

Career..... 185 (Eddie Plank, 1901-14)  
 Season ..... 32 (Chick Fraser, 1901)  
 Season, Rookie..... 25 (Chief Bender, 1903)  
 Game ..... 4 (Byron Houck vs. Boston, Oct. 4, 1912)  
 4 (Weldon Henley at Washington, April 15, 1904)

### Most Wild Pitches

Career..... 87 (John Odum, 1964-75)  
 Season ..... 22 (Mike Moore, 1992)  
 Season, Rookie..... 16 (Stu Flythe, 1936)  
 Game ..... 4 (Stan Bahnsen vs. Cal., July 5, 1975)  
 4 (George Turbeville at Chicago, June 7, 1937)  
 4 (Al Kellogg at Cleveland, Sept. 29, 1908, G#2)

## OAKLAND ATHLETICS 20 OR MORE HITS IN A GAME

Hits	Opponent	Date
29	at Texas	July 1, 1979
25	at Houston	September 10, 2019
25	at Boston	June 14, 1969
24	San Francisco	June 26, 2005
24	Texas	September 30, 2000
24	at Cleveland	August 28, 1998
23	at Texas	May 10, 1973
22	at Kansas City	August 26, 2019
22	Los Angeles (AL)	September 20, 2018
22	at Minnesota	September 11, 2013
22	Minnesota	July 20, 2009
22	Cincinnati	June 9, 2004
22	at Minnesota	April 27, 1980
21	at Los Angeles (NL)	April 11, 2018
21	at Detroit	August 28, 2013
21	at Boston	July 28, 2009
21	at Kansas City	June 18, 2000

Hits	Opponent	Date
21	at Detroit	August 15, 1998
21	at Seattle	April 13, 1990
21	at Baltimore	April 26, 1974
20	San Diego	June 17, 2015
20	at Kansas City	August 12, 2014
20	at Chicago (AL)	September 8, 2009
20	at Los Angeles	May 1, 2008
20	at Cleveland	August 2, 2001
20	at Tampa Bay	September 15, 2000
20	at Kansas City	May 3, 2000
20	at Minnesota	April 10, 1994
20	at Texas	October 2, 1985
20	at California	July 30, 1983
20	Cleveland	August 24, 1981
20	at Cleveland	August 3, 1980
20	New York	June 12, 1971

# OAKLAND ATHLETICS RECORDS

## TEAM GENERAL

### Most Games Won

Season	104 (1988)
Home	57 (2003)
Road	55 (1971)
Consecutive	20 (Aug. 13-Sept. 4, 2002)
Consecutive, Home	20 (Aug. 25, 2001-April 3, 2002)
Consecutive, Road	12 (Aug. 24-Sept. 12, 2012)
	12 (July 31-Aug. 15, 1971)
vs. One Team	17 (Seattle, 2006)
by Shutout	23 (1972)
by One Run	33 (2004)
in Extra Innings	14 (1988)
Month	24 (Aug., 2002)
Homestand	11 (June 1-13, 2004)
Roadtrip	11 (May 29-June 11, 1972)

### Most Games Lost

Season	108 (1979)
Home	50 (1979)
Road	58 (1979)
Consecutive	14 (July 29-Aug. 12, 1977)
Consecutive, Home	12 (July 29-Aug. 21, 1977)
Consecutive, Road	15 (May 24-June 23, 1986)
vs. One Team	14 (Seattle, 2009)
	14 (Seattle, 2007)
	14 (Minnesota, 1973)
by Shutout	19 (1978)
Fewest Lost By Shutout	3 (2001, 2004, 2019)
by One Run	35 (2015)
in Extra Innings	14 (1976)
Month	24 (June, 1979)
Homestand	10 (July 26-Aug. 7, 1977)
Roadtrip	11 (July 15-29, 1993)
	11 (June 12-25, 1978)

### Most Games

Season	163 (1968)
Shutout	31 (1972)
One Run	59 (1976)
Extra Innings	22 (1969 and 1976)
Month	33 (Aug., 1968)

### Highest Winning Percentage

Season	.642 (1988)
Home	.704 (2003)
Road	.688 (1971)
Shutout Games	.800 (2019, 12-3)
	.800 (1989, 20-5)
One-Run Games	.696 (2002, 32-14)
Extra Inning Games	.889 (1975, 8-1)
Month	.857 (Aug., 2002; 24-4)
	.857 (April, 1981; 18-3)
Homestand (min. 6 games)	1.000 (Aug. 23-29, 2004; 7-0)
	1.000 (Sept. 3-10, 2001; 7-0)
	1.000 (Sept. 10-16, 1992; 7-0)
	1.000 (eight times, last: Aug. 4-9, 2020; 6-0)
Roadtrip (min. 6 games)	1.000 (Aug. 19-28, 2002; 10-0)
	1.000 (April 9-16, 1981; 8-0)
	1.000 (April 5-11, 2013; 6-0)

### Lowest Winning Percentage

Season	.333 (1979)
Home	.383 (1979)
Road	.284 (1979)
Shutout Games	.100 (1997, 1-9)
One-Run Games	.352 (2015, 19-35)
Extra Inning Games	.231 (2009, 3-10)
Month	.172 (June, 1979; 5-24)
Homestand (min. 6 games)	.100 (July 6-15, 1979; 1-9)
Roadtrip (min. 6 games)	.000 (11 times. Most losses: 0-9, Sept. 22-Oct. 1, 1995)

### Most Players Used

Season	54 (2007, 2017)
Pitchers, Season	34 (2018)
Game, Nine Innings	24 (vs. Seattle, Sept. 1, 2018)
	24 (vs. Minnesota, Sept. 28, 1972)
Game, Extra Innings	30 (vs. Chicago, Sept. 19, 1972; 15 inn.)
Pitchers, Game	9 (vs. Seattle, Sept. 1, 2018; 9 inn.)
	9 (at New York-AL, Sept. 22, 2012; 14 inn.)
	9 (at Boston, June 4, 2011; 14 inn.)
	9 (vs. Seattle, Sept. 20, 1997; 15 inn.)

### Fewest Players Used

Season	33 (1979)
Pitchers, Season	11 (1974)

### Length of Game

Most Innings	21 (at Washington, June 4, 1971)
Longest Time, Nine Innings	4:31 (at New York-AL, Aug. 25, 2011)
Longest Time, Extra Innings	6:32 (vs. Los Angeles-AL April 29, 2013; 19 inn.)
Shortest Game	1:35 (vs. Kansas City, Sept. 28, 1971)

### Left On Base

Season, Most	1274 (2004)
Season, Fewest	1030 (1979)
Nine Inning Game, Most	17 (at Chicago, Sept. 18, 1982)
Extra Inning Game, Most	21 (at Texas, July 1, 1979; 15 inn.)
Extra Inning Game, Fewest	1 (at Min., April 29, 2000, 10 inn.)
	1 (vs. Chicago-AL, June 24, 1990, 10 inn.)

### Scoring Margin

Victory	21 (vs. Texas, Sept. 30, 2000; 23-2)
Shutout Victory	16 (at Kansas City, June 1, 2018)
	16 (at Toronto, July 25, 2012)
	16 (vs. San Francisco, June 26, 2005)
Defeat	16 (six times, last: at Baltimore, Aug. 16, 2015; 2-18)
Shutout Defeat	16 (at Kansas City, June 25, 1984)
Largest Deficit Overcome to Win	10 (vs. Min., July 20, 2009)
Largest Lead Surrendered to Lose	8 (at Texas, May 5, 2000)

### Errors

Season, Most	190 (1977)
Season, Fewest	80 (2019)
Game, Most	7 (vs. Cleveland, June 7, 1987)
	7 (at Chicago, Sept. 20, 1977)
	7 (vs. Kansas City, July 24, 1976)
Consecutive Games, No Errors	15 (June 25-July 9, 2016)

### Double Plays Turned

Most, Season	195 (1996)
Game	6 (at Chicago, May 17, 1995)
	6 (at Kansas City, Sept. 13, 1970)

## TEAM BATTING

### Batting Average

Highest	.270 (2000, 2004)
Lowest	.225 (2020, 60 games) .236 (1982)

### Slugging Percentage

Highest	.458 (2000)
Lowest	.343 (1968)

### On-Base Percentage

Highest	.360 (2000)
Lowest	.302 (1979)

### Most At Bats

Season	5728 (2004)
Game	.76 (at Washington, June 4, 1971; 21 innings)
Game, Nine Innings	.51 (at Houston, Sept. 10, 2019) .51 (at Boston, June 14, 1969)

### Most Runs

Season	947 (2000)
Game	.23 (vs. Texas, Sept. 30, 2000)
Game, Loss	.16 (at Texas, May 5, 2000; 16-17)
Game, Both Clubs	.33 (at Texas, May 5, 2000; 16-17)
Inning	.13 (vs. California, July 5, 1996; 1st)
Consecutive Innings, No Runs	.31.0 (May 5-10, 1978)
Two Consecutive Games	.34 (June 18-19, 2000) .34 (June 14-15, 1969)
Three Consecutive Games	.44 (June 17-19, 2000)
Consecutive Games, One Or More Runs	104 (May 10-Sept. 8, 2019) 104 (June 18, 2001-April 10, 2002)

### Most Hits

Season	1545 (2004)
Game, Nine Innings	.25 (at Houston, Sept. 10, 2019) .25 (at Boston, June 14, 1969)
Game, Extra Innings	.29 (at Texas, July 1, 1979; 15 inn.)
Inning	.10 (at Baltimore, Sept. 12, 2018; 3rd inn.) .10 (at Minnesota, Sept. 11, 2013; 4th inn.) .10 (at Kansas City, May 3, 2000; 7th inn.)

### Most Singles

Season	1061 (1983)
Game	.25 (at Texas, July 1, 1979; 15 inn.)

### Most Doubles

Season	336 (2004)
Game	.8 (seven times, last: vs. Houston, Aug. 18, 2018)

### Most Triples

Season	46 (2015)
Game	.4 (at Texas, July 26, 2018)

### Most Home Runs

Season	.257 (2019)
Season, Home	.129 (2017)
Season, Road	.136 (2018)
Season, Grand Slam	.14 (2000)
Season, Inside The Park	.2 (1968, 1970, 1979, 1986, 2000)
Season, vs. one team	.35 (Seattle, 2019) .35 (Texas, 2019)
Season, Back-To-Back	.13 (2000)
Players with 30 or More Home Runs	.3 (1996, 1999, 2001, 2019)
Players with 20 or More Home Runs	.7 (2019)
Players with 10 or More Home Runs	.10 (2019)
Month	.55 (June, 1996 and Aug., 1999)
Game	.8 (at California, June 27, 1996)
Game, Grand Slam	.2 (at Toronto, Aug. 24, 2003) .2 (at Seattle, Sept. 10, 2007)
Inning	.4 (vs. Chicago, April 27, 2002) 3rd inning: Hatteberg, Long, Pena, Menecchino 4 (vs. Tampa Bay, Aug. 1, 1999) 4th inning: Tejada, Chavez, Giambi, Jaha 4 (vs. Boston, Aug. 21, 1997) 3rd inning: Giambi, Young, McDonald, Canseco
Consecutive	.3 (eight times, last: vs. Texas, April 15, 2006 (Chavez, Thomas, Bradley))
Consecutive games with a home run	.23 (July 2-27, 1996)
Two consecutive games	.12 (June 25-27, 1996)
Three consecutive games	.15 (June 25-28, 1996)
Four consecutive games	.18 (June 25-29, 1996)

### Most Total Bases

Season	2546 (1996)
Game	.46 (at Houston, Sept. 10, 2019)
Inning	.21 (at Kansas City, May 3, 2000; 7th inn.)

### Most Extra Base Hits

Season	.572 (2019)
Game	.11 (four times, last: at Minnesota, Sept. 11, 2013)
Inning	.5 (six times, last: at San Francisco, Aug. 16, 2020; 5th)

### Most Runs Batted In

Season	.908 (2000)
Game	.23 (vs. Texas, Sept. 30, 2000)

### Most Walks

Season	.770 (1999)
Game	.15 (at Baltimore, Sept. 19, 2000)

### Most Strikeouts

Season	1491 (2017)
Game, Nine Innings	.19 (at Cleveland, May 30, 2017) .19 (at Seattle, June 24, 1997)
Game, Extra Innings	.21 (vs. Tampa Bay, July 30, 2012)

## OAKLAND A'S MILESTONE HITS

1	John Donaldson, April 10, 1968 at Baltimore
10000	Phil Garner, June 27, 1975 at California
20000	Dwayne Murphy, June 1, 1983 at Milwaukee
30000	Mike Gallego, May 30, 1990 vs. Toronto
40000	Matt Stairs, August 15, 1997 at Chicago
50000	Damian Miller, July 26, 2004 vs. Seattle
60000	Hideki Matsui, August 1, 2011 at Seattle
70000	Mark Canha, Sept. 28, 2018 at Los Angeles (AL)

## Most Hit By Pitch

Season	88 (2001)
Game	5 (at Los Angeles-AL, Aug. 12, 2018) 5 (at Anaheim, June 7, 2001)

## Most Sacrifice Hits

Season	108 (1978)
Game	4 (nine times, last: vs. Cleveland, June 22, 1985)

## Most Sacrifice Flies

Season	77 (1984)
Game	3 (33 times, last: vs. Seattle, Sept. 27, 2017)

## Most Grounded Into Double Plays

Season	170 (2006)
Game	5 (10 times, last: vs. San Diego, July 3, 2018)

## Most Stolen Bases

Season	341 (1976)
Season, vs. One Team	57 (Minnesota, 1976)
Game	12 (at Minnesota, Aug. 1, 1976)
Game, Steals of Home	2 (vs. Kansas City, May 28, 1980) 2 (vs. Detroit, May 3, 1980)
Inning	5 (at Boston, July 17, 1983)
Consecutive, No Caught Stealing	22 (Oct. 2, 1991-April 10, 1992)

## TEAM PINCH HITTING

Highest Average, Season	.345 (1997)
At Bats, Season	213 (1969)
Hits, Season	57 (1997)
Home Runs, Season	8 (1970)
Runs Batted In, Season	31 (1997)
Pinch Hitters Used, Game	10 (vs. Chicago, Sept. 19, 1972; 15 inn.)
Pinch Hitters Used, Game, Nine innings	6 (nine times, last: Sept. 12, 2018 at Baltimore)

## TEAM PITCHING

### Earned Run Average

Lowest	2.58 (1972)
Highest	5.48 (1997)

### Complete Games

Most	94 (1980)
Fewest	1 (2012, 2017, 2019)
Consecutive	9 (Aug. 9-17, 1980)

### Shutouts

Most	23 (1972)
Fewest	1 (1997)
Consecutive	3 (four times, last: Aug. 28-31, 1996)
Consecutive Shutout Innings	37 (Aug. 13-17, 1983)

### Saves

Most	64 (1988 and 1990)
Fewest	13 (1980)

### Innings Pitched

Most	1489.1 (1988)
Fewest	1429.1 (1979)

### Hits

Most, Season	1734 (1997)
Most, Game	26 (at Baltimore, Aug. 16, 2015)
Most, Inning	10 (at Baltimore, Aug. 16, 2015; 5th inn.) 10 (at New York, July 18, 1993; 7th inn.)
Fewest, Season	1170 (1972)

## Runs Allowed

Most, Season	946 (1997)
Most, Game	22 (at New York-AL, Aug. 25, 2011)
Most, Inning	12 (vs. Texas, July 3, 1983; 15th inn.)
Fewest, Season	457 (1972)

## Earned Runs Allowed

Most	880 (1997)
Fewest	406 (1972)

## Walks

Most, Season	680 (1993)
Most, Season, Intentional	78 (1968)
Most, Game	14 (vs. Detroit, Aug. 27, 1993)
Most, Game, Intentional	4 (11 times, last: vs. New York (AL), June 13, 2013)
Fewest, Season	406 (2014)
Fewest, Season, Intentional	17 (2017)

## Strikeouts

Most, Season	1299 (2019)
Most, Nine Inning Game	19 (vs. Detroit, Sept. 7, 2019)
Most, Extra Inning Game	26 (vs. Cal., July 9, 1971; 20 inn.)
Fewest, Season	695 (1984)

## Doubles

Most, Season	346 (1997)
Most, Game	11 (vs. Cleveland, July 1, 2018)

## Triples

Most, Season	48 (1983)
Most, Game	4 (at Toronto, Sept. 11, 1983)

## Home Runs

Most, Season	210 (2017)
Most, Game	7 (at Houston, Sept. 9, 2019) 7 (at Seattle, April 11, 1985)
Most, Inning	4 (at Seattle, Sept. 21, 1996) 4 (at Minnesota, May 16, 1983)
Most Grand Slams, Season	8 (1993 and 1999)
Fewest, Season	90 (1974)
Fewest Grand Slams, Season	0 (1974 and 2003)
Consecutive Innings, No HR	136.2 (June 19-July 4, 1974)

## Hit Batters

Most, Season	68 (2004)
Most, Game	4 (vs. Texas, April 20, 2003)
Fewest, Season	19 (1972)

## Wild Pitches

Most, Season	86 (2018)
Most, Game	4 (seven times, last: at Seattle, Sept. 27, 2019)
Fewest, Season	28 (1974)

## Balks

Most, Season	76 (1988)
Most, Game	5 (at Seattle, April 13, 1988)
Fewest, Season	1 (1974, 2000, 2013, 2014)

## INDIVIDUAL BATTING

### Highest Batting Average

Career	.300 (Jason Giambi, 1995-2001, 09)
Season, Left Hander	.342 (Jason Giambi, 2001)
Season, Right Hander	.336 (Carney Lansford, 1989)
Season, Switch Hitter	.294 (Billy Burns, 2015)
Season, Pinch Hitter	.636 (Mike Macfarlane, 1998)
Season, Designated Hitter	.328 (Erubiel Durazo, 2004)
Season, Rookie	.307 (Mitchell Page, 1977)

### Highest Slugging Percentage

Career.....	.551	(Mark McGwire, 1986-97)
Season, Right Hander.....	.730	(Mark McGwire, 1996)
Season, Left Hander.....	.660	(Jason Giambi, 2001)
Season, Switch Hitter.....	.493	(Nick Swisher, 2006)
Season, Rookie.....	.618	(Mark McGwire, 1987)

### Highest On-Base Percentage

Career.....	.409	(Rickey Henderson, 1979-84, 89-95, 98)
Season, Left Hander.....	.477	(Jason Giambi, 2001)
Season, Right Hander.....	.467	(Mark McGwire, 1996)
Season, Switch Hitter.....	.381	(Nick Swisher, 2007)
Season, Rookie.....	.405	(Mitchell Page, 1977)

### Most Games Played

Career.....	1704	(Rickey Henderson, 1979-84, 89-95, 98)
Season.....	162	(12 times, last: Marcus Semien, 2019)
Season, Rookie.....	160	(Phil Garner, 1975)
Consecutive.....	594	(Miguel Tejada, June 2, 2000-Sept. 28, 2003)

### Most At Bats

Career.....	6140	(Rickey Henderson, 1979-84, 89-95, 98)
Season.....	662	(Miguel Tejada, 2002)
Season, Rookie.....	600	(Jose Canseco, 1986)
Game.....	9	(11 times, last: Jed Lowrie vs. Los Angeles-AL, April 29, 2013)

### Most Runs

Career.....	1270	(Rickey Henderson, 1979-84, 89-95, 98)
Season.....	123	(Marcus Semien, 2019)
	123	(Reggie Jackson, 1969)
Season, Rookie.....	104	(Terrence Long, 2000)
Game.....	5	(Luis Polonia at Kansas City, Sept. 9, 1988)
	5	(Mark McGwire at Cleveland, June 27, 1987)
	5	(Mike Edwards vs. Texas, Sept. 8, 1978)

### Most Hits

Career.....	1768	(Rickey Henderson, 1979-84, 89-95, 98)
Season, Right Hander.....	204	(Miguel Tejada, 2002)
Season, Left Hander.....	190	(Mark Kotsay, 2004)
Season, Switch Hitter.....	175	(Jed Lowrie, 2013)
Season, Pinch Hitter.....	13	(Dave Magadan, 1997)
	13	(Tommy Davis, 1971)
	13	(Bob Johnson, 1969)
Season, Rookie.....	168	(Terrence Long, 2000)
	168	(Ben Grieve, 1998)
Game.....	5	(31 times, last: Josh Donaldson at Chicago-AL, Sept. 9, 2014)
Consecutive.....	8	(Josh Reddick, May 7-8, 2016)
	8	(Dave Magadan, Aug. 26-30, 1997)
	8	(Brent Gates, May 23-24, 1994)
Hitting Streak.....	25	(Jason Giambi, May 12-June 23, 1997)
Consecutive Games Reaching Base.....	62	(Mark McGwire, Sept. 16, 1995-June 18, 1996)
Consecutive At Bats, No Hits.....	40	(Jose Canseco, Aug. 8-23, 1986)

### Multiple Hit Games

Career.....	474	(Rickey Henderson, 1979-84, 89-95, 98)
Season.....	57	(Mark Kotsay, 2004)
	57	(Miguel Tejada, 2002)
Season, Rookie.....	49	(Terrence Long, 2000)
	49	(Brent Gates, 1993)
Season, Five-Hit Games.....	2	(Adam Kennedy, 2009)
	2	(Sal Bando, 1969)
Season, Four-Hit Games.....	5	(Carney Lansford, 1988)
	5	(Claudell Washington, 1975)
Season, Three-Hit Games.....	19	(Mark Kotsay, 2004)
	19	(Jason Giambi, 1999)
	19	(Carney Lansford, 1989)

### Most Singles

Career.....	1271	(Rickey Henderson, 1979-84, 89-95, 98)
Season.....	153	(Carney Lansford, 1989)
Season, Rookie.....	121	(Billy Burns, 2015)
Game.....	5	(Stan Javier vs. Cleveland, July 18, 1988)
	5	(Sal Bando at Washington, Sept. 30, 1969)

### Most Doubles

Career.....	289	(Rickey Henderson, 1979-84, 89-95, 98)
Season.....	49	(Jed Lowrie, 2017)
Season, Rookie.....	41	(Ben Grieve, 1998)
Game.....	3	(31 times, last: Sean Murphy at Texas, Sept. 13, 2019)

### Most Triples

Career.....	41	(Rickey Henderson, 1979-84, 89-95, 98)
Season.....	12	(Phil Garner, 1976)
Season, Rookie.....	10	(Luis Polonia, 1987)
Game.....	2	(12 times, last: Seth Brown vs. Los Angeles-AL, Sept. 3, 2019)

### Most Home Runs

Career.....	363	(Mark McGwire, 1986-97)
Career, Pinch Hit.....	5	(Mark McGwire, 1986-97)
	5	(Terry Steinbach, 1986-96)
	5	(Mike Aldrete, 1993-95)
	5	(Jeff Burroughs, 1982-84)
Career, Designated Hitter.....	98	(Dave Kingman, 1984-86)
Career, Grand Slams.....	9	(Mark McGwire, 1986-97)
Career, Inside The Park.....	4	(Reggie Jackson, 1968-75, 87)
Career, Leadoff.....	43	(Rickey Henderson, 1979-84, 89-95, 98)
Season, Right Hander.....	52	(Mark McGwire, 1996)
Season, Left Hander.....	47	(Reggie Jackson, 1969)
Season, Switch Hitter.....	35	(Nick Swisher, 2006)
Season, Pinch Hitter.....	4	(Jeff Burroughs, 1982)
Season, Designated Hitter.....	46	(Khris Davis, 2018)
Season, Grand Slams.....	4	(Jason Giambi, 2000)
Season, Inside The Park.....	2	(Reggie Jackson, 1968)
Season, Leadoff.....	7	(Rickey Henderson, 1993)
Season, Rookie.....	49	(Mark McGwire, 1987)
Season, Home.....	27	(Jason Giambi, 2001)
Season, Road.....	28	(Mark McGwire, 1987 and 1996)
	28	(Jose Canseco, 1991)

## 10 OR MORE RUNS IN AN INNING IN OAKLAND HISTORY

Runs	Opponent	Inning	Date	Runs	Opponent	Inning	Date
13	California	B-1	July 5, 1996	10	at Minnesota	T-4	September 11, 2013
10	Milwaukee	B-4	May 9, 1972	10	at Chicago (AL)	T-4	September 15, 2015
10	at New York	T-5	August 29, 1989	10	at Baltimore	T-3	September 12, 2018
10	Seattle	B-3	June 23, 1992	10	Baltimore	B-6	June 18, 2019
10	at Kansas City	T-3	June 18, 2000				

Month .....	15 (Mark McGwire, May, 1987)
Game .....	3 (16 times, last: Khris Davis vs. Texas, May 17, 2016)
Game, Both Sides of Plate .....	eight times, last: Coco Crisp (at New York-AL, Aug. 24, 2011)
Two Consecutive Games .....	5 (Josh Reddick, Aug. 9-10, 2013) 5 (Mark McGwire, June 27-28, 1987) 5 (Mark McGwire, June 10-11, 1995)
Inning .....	2 (Mark McGwire, Sept. 22, 1996; 5th inn.)
Consecutive Games With Home Run .....	6 (Frank Thomas, Sept. 5-11, 2006)
Consecutive At Bats With Home Run .....	4 (Mike Epstein vs. Washington, June 15-16, 1971)
Home Run, First Major League At Bat .....	(Terry Steinbach, Sept. 12, 1986 at Cleveland) (Joe Keough, Aug. 7, 1968 at New York, G#2)
Consecutive At Bats, No Home Runs .....	837 (Walt Weiss, April 26, 1990-October 4, 1992)

### Most RBI

Career .....	941 (Mark McGwire, 1986-97)
Season, Left Hander .....	137 (Jason Giambi, 2000)
Season, Right Hander .....	131 (Miguel Tejada, 2002)
Season, Switch Hitter .....	101 (Ruben Sierra, 1993)
Season, Pinch Hitter .....	12 (Tommy Davis, 1971) 12 (Jeff Burroughs, 1982)
Season, Designated Hitter .....	118 (Khris Davis, 2018)
Season, Rookie .....	118 (Mark McGwire, 1987)
Game .....	10 (Reggie Jackson at Boston, June 14, 1969)
Inning .....	6 (Matt Stairs vs. California, July 5, 1996; 1st inn.)
Consecutive Games With RBI .....	10 (Rick Monday, April 20-30, 1969)

### Most Total Bases

Career .....	2640 (Rickey Henderson, 1979-84, 89-95, 98)
Season .....	347 (Jose Canseco, 1988)
Season, Rookie .....	344 (Mark McGwire, 1987)
Game .....	14 (Harold Baines vs. Baltimore, May 7, 1991)

### Most Extra Base Hits

Career .....	563 (Mark McGwire, 1986-97)
Season .....	87 (Jason Giambi, 2001)
Season, Rookie .....	81 (Mark McGwire, 1987)
Game .....	4 (six times, last: Ryon Healy vs. Wash., June 3, 2017)

### Most Walks

Career .....	1227 (Rickey Henderson, 1979-84, 89-95, 98)
Career, Intentional .....	84 (Reggie Jackson, 1968-75, 87)
Season .....	137 (Jason Giambi, 2000)
Season, Rookie .....	86 (Wayne Gross, 1977)
Season, Intentional .....	24 (Jason Giambi, 2001)
Game .....	5 (four times, last: Mark McGwire vs. Kansas City, April 26, 1997)
Consecutive .....	7 (Jose Canseco, Aug. 4-5, 1992)

### Most Strikeouts

Career .....	1180 (Reggie Jackson, 1968-75, 87)
Season .....	197 (Jack Cust, 2008)
Season, Rookie .....	175 (Jose Canseco, 1986)
Game .....	5 (eight times, last: <b>Matt Chapman vs. San Diego, Sept. 5, 2020</b> )
Two Consecutive Games .....	8 (four times, last: <b>Matt Chapman, Sept. 4-5, 2020</b> )
Consecutive Plate Appearances, No Strikeouts .....	137 (Felipe Alou, April 27-June 3, 1970)

### Most Hit By Pitch

Career .....	59 (Sal Bando, 1968-76)
Season .....	20 (Jason Kendall, 2005) 20 (Don Baylor, 1976)
Season, Rookie .....	15 (Olmedo Saenz, 1999)
Game .....	2 (42 times, last: <b>Ramón Laureano vs. Houston, Aug. 9, 2020</b> )

### Most Sacrifice Hits

Career .....	101 (Bert Campaneris, 1968-76)
Season .....	22 (Dwayne Murphy, 1980)
Season, Rookie .....	21 (Phil Garner, 1975)
Game .....	2 (64 times, last: Sonny Gray at Atlanta, Aug. 16, 2014)

### Most Sacrifice Flies

Career .....	59 (Mark McGwire, 1986-97)
Season .....	14 (Dave Kingman, 1984)
Season, Rookie .....	9 (Jose Canseco, 1986)
Game .....	2 (27 times, last: Stephen Vogt at Tampa Bay, May 24, 2015)

### Most Grounded Into Double Plays

Career .....	137 (Terry Steinbach, 1986-96)
Season .....	32 (Ben Grieve, 2000)
Season, Rookie .....	20 (Bobby Crosby, 2004)
Game .....	2 (208 times, last: Tommy La Stella vs. Seattle, Sept. 26, 2020)

### Most Stolen Bases

Career .....	867 (Rickey Henderson, 1979-84, 89-95, 98)
Season .....	130 (Rickey Henderson, 1982)
Season, Rookie .....	42 (Mitchell Page, 1977)
Game .....	5 (Rickey Henderson vs. Seattle, July 29, 1989) 5 (Bert Campaneris vs. Minnesota, May 24, 1976)
Consecutive .....	36 (Coco Crisp, July 16, 2011-June 19, 2012)

### Most Caught Stealing

Career .....	219 (Rickey Henderson, 1979-84, 89-95, 98)
Season .....	42 (Rickey Henderson, 1982)
Season, Rookie .....	21 (Mike Edwards, 1978)
Game .....	3 (Rickey Henderson at California, July 27, 1982)

## INDIVIDUAL PITCHING

### Most Games Won

Career .....	131 (Jim Hunter, 1968-74)
Season, Right Hander .....	27 (Bob Welch, 1990)
Season, Left Hander .....	24 (Vida Blue, 1971)
Season, Rookie .....	13 (Tommy Milone, 2012) 13 (Jarrod Parker, 2012)
Consecutive .....	13 (Jim Hunter, 1973)

### Most Games Lost

Career .....	105 (Rick Langford, 1977-86)
Season, Right Hander .....	20 (Brian Kingman, 1980)
Season, Left Hander .....	19 (Vida Blue, 1977)
Season, Rookie .....	19 (Rick Langford, 1977)
Consecutive .....	14 (Matt Keough, 1979)
Consecutive Over Two Seasons .....	18 (Matt Keough, Sept. 11, 1978-Aug. 8, 1979)

## Most Saves

Career.....	320 (Dennis Eckersley, 1987-95)
Season, Right Hander.....	51 (Dennis Eckersley, 1992)
Season, Left Hander.....	22 (Sean Doolittle, 2014)
Season, Rookie.....	26 (Andrew Bailey, 2009)
Consecutive Saves.....	.44 (Grant Balfour, May 5, 2012-July 22, 2013)

## Lowest Earned Run Average

Career.....	2.74 (Dennis Eckersley, 1987-95)
Season, Starter.....	1.82 (Vida Blue, 1971)
Season, Reliever (min. 50 ip).....	0.61 (Dennis Eckersley, 1990)
Season, Rookie (min. 100 ip).....	2.93 (Dave Hamilton, 1972)

## Most Games

Career.....	525 (Dennis Eckersley, 1987-95)
Season.....	84 (Billy Koch, 2002)
Season, Rookie.....	71 (Ryan Cook, 2012) 71 (Aaron Small, 1997)
Consecutive.....	6 (four times, last: Buddy Groom, July 11-19, 1999)

## Most Games Started

Career.....	262 (Vida Blue, 1969-77)
Season.....	41 (Jim Hunter, 1974)
Season, Rookie.....	33 (Joe Blanton, 2005)

## Most Complete Games

Career.....	105 (Vida Blue, 1969-77)
Season.....	28 (Rick Langford, 1980)
Season, Rookie.....	8 (Steve McCatty, 1979)
Consecutive.....	22 (Rick Langford, May 23-Sept. 12, 1980)
Consecutive Won.....	9 (Rick Langford, July 15-Aug. 15, 1980)

## Most Shutouts

Career.....	28 (Vida Blue, 1969-77)
Season.....	8 (Vida Blue, 1971)
Season, Rookie.....	2 (Chris Codiroli, 1983) 2 (John Johnson, 1978) 2 (Vida Blue, 1970)
Consecutive.....	3 (Bobby Witt, June 23, 28, July 3, 1994) 3 (Mike Torrez, Sept. 3, 7, 11, 1976)
Consecutive Scoreless IP, Reliever.....	39.0 (Brad Ziegler, 2008)
Consecutive Scoreless IP, Starter.....	37.0 (Mike Torrez, 1976)

## Most Innings Pitched

Career.....	1946.0 (Vida Blue, 1969-77)
Season.....	318 (Jim Hunter, 1974)
Season, Rookie.....	208.1 (Rick Langford, 1977)
Game.....	14.0 (four times, last: Steve McCatty vs. Seattle, Aug. 10, 1980)

## Hits

Career, Most.....	1650 (Vida Blue, 1969-77)	
Season, Most.....	284 (Vida Blue, 1977)	
Season, Rookie.....	223 (Rick Langford, 1977)	
Season, Low-Hit Games (0,1,2).....	3 (Ron Darling, 1992) 3 (Mike Torrez, 1976) 3 (Jim Hunter, 1972)	
Game, Most.....	17 (Mike Norris vs. Milwaukee, Sept. 26, 1980)	
Game, Fewest.....	0 Mike Fiers vs. Cincinnati, May 7, 2019 Sean Manaea vs. Boston, April 21, 2018 Dallas Braden vs. Tampa Bay, May 9, 2010 (Perfect game) Dave Stewart at Toronto, June 29, 1990 Mike Warren vs. Chicago, Sept. 29, 1983 Vida Blue, Glenn Abbott, Paul Lindblad and Rollie Fingers vs. California, Sept. 28, 1975 Vida Blue vs. Minnesota, Sept. 21, 1970 Jim Hunter vs. Minnesota, May 8, 1968 (Perfect game) Consecutive Games, Fewest.....	3 (Bobby Witt, June 23-28, 1994)

## Most Runs

Career.....	784 (Dave Stewart, 1986-92, 95)
Season.....	144 (Matt Keough, 1982)
Season, Rookie.....	115 (Chris Codiroli, 1983)
Game.....	14 (Mike Oquist vs. New York, Aug. 3, 1998)

## Most Earned Runs

Career.....	712 (Dave Stewart, 1986-92, 95)
Season.....	133 (Matt Keough, 1982)
Season, Rookie.....	102 (Chris Codiroli, 1983)
Game.....	14 (Mike Oquist vs. New York, Aug. 3, 1998)

## Most Walks

Career.....	655 (Dave Stewart, 1986-92, 95)
Season.....	112 (John Odum, 1969)
Season, Rookie.....	102 (Eric Plunk, 1986)
Game.....	9 (five times, last: Kelly Downs vs. Balt., Aug. 31, 1992)

## Most Strikeouts

Career.....	1315 (Vida Blue, 1969-77)
Season.....	301 (Vida Blue, 1971)
Season, Rookie.....	150 (Brett Anderson, 2009)
Season, 10 strikeout games.....	11 (Vida Blue, 1971)
Game, nine innings.....	16 (Jose Rijo at Seattle, April 19, 1986)
Game, extra innings.....	17 (Vida Blue vs. Cal., July 9, 1971)
Two Consecutive Games.....	30 (Jose Rijo, April 19-24, 1986)
Three Consecutive Games.....	38 (Jose Rijo, April 19-30, 1986)
Inning.....	4 (four times, last: Ryan Dull, April 17, 2018 vs. Chicago-AL, 8th inn.)

## Most Home Runs

Career.....	207 (Jim Hunter, 1968-74)
Season.....	39 (Jim Hunter, 1973)
Season, Rookie.....	28 (Jharel Cotton, 2017)
Game.....	5 (four times, last: Mike Fiers at Houston, Sept. 9, 2019)
Consecutive IP, No HR, Starter.....	137.0 (Vida Blue, May 2-Aug. 1, 1976)
Consecutive IP, No HR, Reliever.....	90.1 (Paul Lindblad, May 31, 1975 to April 13, 1976) 90.1 (Rollie Fingers, June 8 to October 2, 1976)

## Most Hit Batters

Career.....	65 (Barry Zito, 2000-06)
Season.....	13 (Chris Bassitt, 2019) 13 (Barry Zito, 2001, 2005 and 2006)
Season, Rookie.....	10 (Steve McCatty, 1979)
Game.....	3 (11 times, last: Mike Fiers vs. Tampa Bay, June 22, 2019)

## Most Wild Pitches

Career.....	79 (Dave Stewart, 1986-92, 95)
Season.....	22 (Mike Moore, 1992)
Season, Rookie.....	15 (Blake Stein, 1998)
Game.....	4 (Stan Bahnsen vs. California, July 5, 1975)

# FRANCHISE CAREER BATTING LEADERS

## Games

Campaneris	1795
Henderson	1704
Dykes	1702
Bando	1468
Johnson, B.	1459
Suder	1421
Davis, H.	1413
Murphy, Da.	1412
Miller	1361
Valo	1361

## Runs

Henderson	1270
Johnson, B.	997
Campaneris	983
Foxx	975
Simmons	969
Bishop	882
Dykes	881
Cochrane	823
Davis, H.	811
McGwire	773

## Doubles

Dykes	365
Simmons	348
Davis, H.	319
Johnson, B.	307
Miller	292
Henderson	289
Chavez	282
Murphy, Da.	279
Moses	274
Campaneris	270

## Walks

Henderson	1227
Bishop	1046
Johnson	853
McGwire	847
Valo	820
Bando	792
Foxx	781
Joost	768
Hartsell	733
Murphy, Dw.	694

## Stolen Bases

Henderson	867
Campaneris	566
Collins	377
North	232
Davis, H.	223
Hartsell	195
Oldring	187
Murphy, Da.	185
Baker, F.	172
Crisp	169

## At Bats

Campaneris	7180
Henderson	6140
Dykes	6023
Johnson, B.	5428
Davis, H.	5367
Bando	5145
Murphy, Da.	5138
Simmons	5130
Suder	5085
Chavez	4783

## Hits

Campaneris	1882
Simmons	1827
Henderson	1768
Dykes	1705
Johnson, B.	1617
Davis, H.	1500
Foxx	1492
Murphy, Da.	1489
Miller	1483
Lansford	1317
Cochrane	1317

## Triples

Murphy, Da.	102
Simmons	98
Baker	88
Collins	84
Davis, H.	82
Foxx	79
Oldring	75
Hartsel	74
Miller	74
Dykes	73

## Strikeouts

Jackson	1226
Canseco	1096
McGwire	1043
Campaneris	933
Chavez	922
Henderson	915
Murphy, Dw.	883
Green	785
Davis, K.	708
Dykes	706

## Batting Average

Simmons	.356
Foxx	.339
Collins	.336
Cochrane	.321
Baker	.321
McInnis	.313
Miller	.311
Cramer	.308
Moses	.307
Hale	.305

(Min. 2500 plate appearances)



Bert "Campy" Campaneris

## Home Runs

McGwire	363
Foxx	302
Jackson	269
Canseco	254
Johnson, B.	252
Chavez	230
Simmons	209
Giambi	198
Bando	192
Zernial	191

## Total Bases

Simmons	2998
Johnson, B.	2824
Foxx	2813
Henderson	2640
Campaneris	2502
Dykes	2474
McGwire	2451
Jackson	2323
Chavez	2288
Miller	2206

## Slugging Percentage

Foxx	.640
Simmons	.584
McGwire	.551
Giambi	.531
Johnson, B.	.520
Canseco	.507
Jackson	.496
Davis, K.	.495
Cochrane	.490
Zernial	.489

(Min. 2500 plate appearances)

## Runs Batted In

Simmons	1178
Foxx	1075
Johnson, B.	1040
McGwire	941
Bando	796
Canseco	793
Chavez	787
Jackson	776
Dykes	764
Miller	762
Davis, H.	762

## Extra Base Hits

Simmons	655
Foxx	638
Johnson, B.	631
McGwire	563
Chavez	532
Jackson	530
Dykes	524
Henderson	497
Davis, H.	470
Miller	460

## On-Base Percentage

Foxx	.440
Fain	.426
Bishop	.423
Collins	.422
Cochrane	.412
Henderson	.409
Giambi	.406
Valo	.403
Simmons	.398
Johnson, B.	.395

(Min. 2500 plate appearances)



# OAKLAND CAREER BATTING LEADERS

## Games

Henderson.....	1704
Bando.....	1410
McGwire.....	1329
Chavez.....	1320
Jackson.....	1311
Campaneris.....	1295
Murphy.....	1213
Lansford.....	1203
Steinbach.....	1199
Rudi.....	1088

## Runs

Henderson.....	1270
McGwire.....	773
Jackson.....	743
Chavez.....	730
Bando.....	725
Campaneris.....	722
Canseco.....	662
Giambi.....	640
Lansford.....	617
Murphy.....	614

## Doubles

Henderson.....	289
Chavez.....	282
Giambi.....	241
Jackson.....	230
Rudi.....	214
Bando.....	208
Steinbach.....	205
Ellis.....	204
Lansford.....	201
McGwire.....	195

## Walks

Henderson.....	1227
McGwire.....	847
Bando.....	775
Murphy.....	694
Giambi.....	636
Jackson.....	623
Chavez.....	565
Tenace.....	475
Canseco.....	469
Phillips.....	413

## Stolen Bases

Henderson.....	867
Campaneris.....	398
North.....	232
Crisp.....	169
Lansford.....	146
Jackson.....	144
Davis, R.....	142
Canseco.....	135
Davis, M.....	121
Page.....	104

## At Bats

Henderson.....	6140
Campaneris.....	5159
Bando.....	4991
Chavez.....	4783
Lansford.....	4568
Jackson.....	4568
McGwire.....	4448
Steinbach.....	4162
Murphy.....	4047
Canseco.....	3970

## Hits

Henderson.....	1768
Campaneris.....	1355
Lansford.....	1317
Bando.....	1279
Chavez.....	1276
Jackson.....	1207
McGwire.....	1157
Steinbach.....	1144
Giambi.....	1100
Rudi.....	1079

## Triples

Henderson.....	41
Campaneris.....	39
Rudi.....	32
Phillips.....	29
Crisp.....	26
Lansford.....	23
Jackson.....	23
North.....	23
Bando.....	22
Ellis.....	22

## Strikeouts

Jackson.....	1180
Canseco.....	1096
McGwire.....	1043
Chavez.....	922
Henderson.....	915
Murphy.....	883
Davis, K.....	708
Steinbach.....	689
Bando.....	675
Giambi.....	674

## Batting Average

Giambi.....	300
Lansford.....	288
Henderson.....	288
Kotsay.....	282
Grieve.....	280
Steinbach.....	275
Rudi.....	273
North.....	271
Lowrie.....	271
Tejada.....	270

(Min. 2000 plate appearances)



Rickey Henderson

## Home Runs

McGwire.....	363
Jackson.....	268
Canseco.....	254
Chavez.....	230
Giambi.....	198
Bando.....	192
Henderson.....	167
Davis, K.....	158
Tejada.....	156
Murphy.....	153

## Total Bases

Henderson.....	2640
McGwire.....	2451
Chavez.....	2288
Jackson.....	2287
Bando.....	2107
Canseco.....	2012
Giambi.....	1949
Lansford.....	1846
Steinbach.....	1773
Campaneris.....	1764

## Slugging Percentage

McGwire.....	.551
Giambi.....	.531
Stairs.....	.509
Canseco.....	.507
Jackson.....	.501
Davis, K.....	.495
Chavez.....	.478
Grieve.....	.475
Tejada.....	.460
Cust.....	.457

(Min. 2000 plate appearances)

## Runs Batted In

McGwire.....	941
Canseco.....	793
Bando.....	789
Chavez.....	787
Jackson.....	770
Giambi.....	715
Henderson.....	648
Tejada.....	604
Steinbach.....	595
Murphy.....	563

## Extra Base Hits

McGwire.....	563
Chavez.....	532
Jackson.....	521
Henderson.....	497
Canseco.....	448
Giambi.....	446
Bando.....	422
Rudi.....	362
Tejada.....	358
Steinbach.....	351

## On-Base Percentage

Henderson.....	.409
Giambi.....	.406
Cust.....	.381
McGwire.....	.380
Tenace.....	.374
Grieve.....	.370
North.....	.364
Stairs.....	.363
Bando.....	.360
Jackson.....	.357

(Min. 2000 plate appearances)

# FRANCHISE CAREER PITCHING LEADERS

## Games

Eckersley	525
Plank	523
Fingers	502
Rommel	500
Lindblad	479
Walberg	412
Grove	402
Honeycutt	387
Bender	385
Hunter	363

## Complete Games

Plank	362
Bender	230
Grove	179
Waddell	168
Rommel	147
Coombs	135
Walberg	126
Hunter	116
Blue	105
Kellner	95

## Wins

Plank	284
Grove	195
Bender	193
Rommel	171
Hunter	161
Walberg	134
Waddell	131
Blue	124
Stewart	119
Coombs	115

## Innings Pitched

Plank	3860.2
Bender	2602.0
Rommel	2556.1
Hunter	2456.1
Grove	2401.0
Walberg	2186.2
Blue	1945.2
Waddell	1869.1
Kellner	1730.1
Stewart	1717.1

## Games Started

Plank	459
Hunter	340
Bender	288
Grove	267
Walberg	266
Blue	262
Rommel	249
Stewart	245
Kellner	239
Zito	224

## Shutouts

Plank	59
Waddell	37
Bender	37
Hunter	31
Blue	28
Coombs	28
Grove	20
Rommel	18
Dygart	16
Bush	15
Walberg	15

## Losses

Plank	162
Rommel	119
Walberg	114
Hunter	113
Kellner	108
Langford	105
Bender	102
Harriss	93
Blue	86
Naylor	83

## Walks

Plank	913
Walberg	853
Grove	740
Odom	732
Rommel	724
Kellner	717
Hunter	687
Marchildon	682
Stewart	655
Blue	617



Eddie Plank

## Saves

Eckersley	320
Fingers	136
Taylor	100
Street	94
Bailey	75
Isringhausen	75
Treinen	67
Balfour	64
Howell	61
Koch	44
Foulke	44

(Since 1969)

## Strikeouts

Plank	1985
Waddell	1576
Bender	1536
Grove	1523
Hunter	1520
Blue	1315
Stewart	1152
Zito	1098
Walberg	907
Hudson	899

## ERA

Waddell	1.97
Morgan	2.15
Bender	2.32
Plank	2.39
Coombs	2.60
Dygart	2.65
Grove	2.88
Fingers	2.91
Holtzman	2.92
Blue	2.94

(Min. 750 innings pitched)

## Winning Percentage

Grove	195-79	.712
Hudson	92-39	.702
Mulder	81-42	.659
Bender	193-102	.654
Plank	284-162	.637
Coombs	115-67	.632
Earnshaw	98-58	.628
Zito	102-63	.618
Welch	96-60	.615
Waddell	131-82	.615

(Min. 100 decisions)

## DESIGNATED HITTER RULE

A hitter may be designated to bat for the pitcher in any spot in the batting order in any game without affecting the status of the pitcher. The designated hitter must be selected and be included on the lineup cards presented to the umpire-in-chief prior to the game. Failure to do so precludes the use of a designated hitter for that game.

The designated hitter is "locked" into the batting order but may be removed for a pinch-hitter or pinch-runner, who in turn becomes the designated hitter. The designated hitter, while still in the game, may be used defensively but the pitcher then assumes the batting order of the replaced defensive player, thus terminating the designated hitter role. The designated hitter is eligible for all American League batting titles.

# OAKLAND CAREER PITCHING LEADERS

## Games

Eckersley	525
Fingers	502
Lindblad	391
Honeycutt	387
Groom	301
Blevins	281
Nelson	281
Taylor	281
Blue	273
Hunter	266

## Complete Games

Blue	105
Hunter	96
Langford	85
Holtzman	54
Keough	53
Norris	52
Stewart	49
McCatty	45
Dobson	42
Odom	34

## Wins

Hunter	131
Blue	124
Stewart	119
Zito	102
Welch	96
Hudson	92
Mulder	81
Holtzman	77
Langford	73
Odom	71

## Innings Pitched

Blue	1945.2
Hunter	1887.0
Stewart	1717.1
Langford	1468.0
Zito	1437.1
Welch	1271.1
Hudson	1240.2
Odom	1202.2
McCatty	1188.1
Norris	1124.1

## Games Started

Blue	262
Hunter	260
Stewart	245
Zito	224
Welch	195
Langford	195
Hudson	183
Odom	178
McCatty	161
Norris	157

## Shutouts

Blue	28
Hunter	24
Holtzman	13
Odom	11
Dobson	10
Langford	10
Stewart	9
Hudson	8
Mulder	8
four players tied	7

## Losses

Langford	105
Blue	86
Stewart	78
Hunter	77
Keough	75
Zito	63
McCatty	63
Odom	61
Fingers	61
Welch	60

## Walks

Stewart	655
Blue	617
Odom	598
Zito	566
McCatty	520
Norris	499
Hunter	493
Welch	469
Keough	456
Langford	402



Jim "Catfish" Hunter

## Saves

Eckersley	320
Fingers	136
Taylor	100
Street	94
Bailey	75
Isringhausen	75
Treinen	67
Balfour	64
Howell	61
Koch	44
Foulke	44

## Strikeouts

Blue	1315
Stewart	1152
Hunter	1139
Zito	1098
Hudson	899
Fingers	784
Welch	677
Odom	675
Mulder	668
Eckersley	658

## ERA

Eckersley	2.74
Fingers	2.91
Holtzman	2.92
Blue	2.94
Lindblad	2.97
Hunter	3.00
Hudson	3.30
Odom	3.38
Gray	3.42
Moore	3.54
(Min. 500 innings pitched)	

## Winning Percentage

Hudson	.92-39	.702
Mulder	.81-42	.659
Harden	.40-23	.635
Hunter	.131-77	.630
Zito	.102-63	.618
Lindblad	.42-26	.618
Welch	.96-60	.615
Stewart	.119-78	.604
Blue	.124-86	.590
Moore	.66-46	.589
(Min. 60 decisions)		

## RELIEF PITCHERS SAVE RULE

A pitcher is credited with a save when he meets all three of the following conditions:

1. He is the finishing pitcher in a game won by his club, and
2. He is not the winning pitcher, and
3. He qualifies under one of the following conditions:
  - a. He enters the game with a lead of no more than three runs and pitches for at least one inning, or
  - b. He enters the game with the potential tying run on base, at bat, or on deck (that is, the potential tying run is either on base or is one of the first two batsmen he faces), or
  - c. He pitches effectively for at least three innings

# FRANCHISE SEASON BATTING LEADERS

## Games

Semien (2019).....	162
<b>Olson (2018)</b> .....	<b>162</b>
Tejada (2001, 02, 03) ...	162
Long (2001, 02) .....	162
Griffin (1985, 86) .....	162
Bando (1968, 69, 73) ...	162
Siebern (1962).....	162

## Runs

Simmons (1930).....	152
Fox (1932).....	151
Lajoie (1901).....	145
Simmons (1932).....	144
Collins (1912).....	137
Joost (1949).....	128
Fox (1930).....	127
Fox (1933).....	125
Collins (1913).....	125
Semien (2019).....	123
Jackson (1969).....	123
Fox (1929).....	123

## Doubles

Simmons (1926).....	53
Lowrie (2017).....	49
Moses (1937).....	48
Lajoie (1901).....	48
Giambi (2001).....	47
McNair (1932).....	47
H. Davis (1905).....	47
Lowrie (2013).....	45
Seybold (1903).....	45
B. Johnson (1933).....	44

## Walks

Joost (1949).....	149
Giambi (2000).....	137
Fain (1949).....	136
Fain (1950).....	133
Giambi (2001).....	129
Bishop (1930).....	128
Bishop (1929).....	128
Joost (1952).....	122
Hartsel (1905).....	121
Valo (1949).....	119
Joost (1948).....	119

## Stolen Bases

RHenderson (1982)....	130
RHenderson (1983)....	108
RHenderson (1980)....	100
Collins (1910).....	81
North (1976).....	75
Collins (1909).....	67
RHenderson (1998)....	66
RHenderson (1984)....	66
RHenderson (1990)....	65
Collins (1912).....	63

## At Bats

Simmons (1932).....	670
Tejada (2002).....	662
Cramer (1933).....	661
Semien (2019).....	657
Simmons (1925).....	654
Finney (1936).....	653
Moses (1937).....	649
Cramer (1934).....	649
Damon (2001).....	644
Cramer (1935).....	644

## Hits

Simmons (1925).....	253
Lajoie (1901).....	229
Simmons (1932).....	216
Cramer (1935).....	214
Fox (1932).....	213
Simmons (1929).....	212
Simmons (1930).....	211
Moses (1937).....	208
Fox (1933).....	204
Tejada (2002).....	204

## Triples

Baker (1912).....	21
Baker (1909).....	19
Da. Murphy (1910).....	18
Da. Murphy (1904).....	17
Simmons (1930).....	16
Miller (1929).....	16
Strunk (1915).....	16
Cimoli (1962).....	15
Witt (1916).....	15
Baker (1910).....	15
Collins (1910).....	15

## Strikeouts

Cust (2008).....	197
Davis (2017).....	195
Cust (2009).....	185
Davis (2018).....	175
Canseco (1986).....	175
Jackson (1968).....	171
Davis (2016).....	166
Cust (2007).....	164
<b>Olson (2018)</b> .....	<b>163</b>
Jackson (1971).....	161

## Batting Average

Lajoie (1901).....	.422
Simmons (1931).....	.390
Simmons (1925).....	.387
Simmons (1930).....	.381
Collins (1911).....	.365
Simmons (1929).....	.365
Fox (1932).....	.364
Cochrane (1930).....	.357
Cobb (1927).....	.357
Fox (1933).....	.356
Lamar (1925).....	.356



Al Simmons

## Home Runs

Fox (1932).....	58
McGwire (1996).....	52
McGwire (1987).....	49
Davis (2018).....	48
Fox (1933).....	48
Jackson (1969).....	47
Canseco (1991).....	44
Fox (1934).....	44
Davis (2017).....	43
Giambi (2000).....	43

## Total Bases

Fox (1932).....	438
Fox (1933).....	403
Simmons (1930).....	392
Simmons (1925).....	392
Simmons (1929).....	373
Simmons (1932).....	367
Fox (1930).....	358
Moses (1937).....	357
Fox (1934).....	352
Canseco (1988).....	347

## Slugging Percentage

Fox (1932).....	.749
McGwire (1996).....	.730
Simmons (1930).....	.708
Fox (1933).....	.703
Giambi (2001).....	.660
Fox (1934).....	.653
Giambi (2000).....	.647
Lajoie (1901).....	.635
Simmons (1929).....	.642
Simmons (1931).....	.641

## Runs Batted In

Fox (1932).....	169
Simmons (1930).....	165
Fox (1933).....	163
Simmons (1929).....	157
Fox (1930).....	156
Simmons (1932).....	151
Giambi (2000).....	137
Tejada (2002).....	131
Baker (1912).....	130
Fox (1934).....	130

## Extra Base Hits

Fox (1932).....	100
Fox (1933).....	94
Simmons (1930).....	93
Giambi (2001).....	87
Jackson (1969).....	86
Moses (1937).....	86
Simmons (1929).....	84
Semien (2019).....	83
Fox (1930).....	83
Simmons (1926).....	82

## On-Base Percentage

Giambi (2001).....	.477
Giambi (2000).....	.476
Fox (1932).....	.469
McGwire (1996).....	.467
Fox (1929).....	.463
Lajoie (1901).....	.459
Fox (1935).....	.461
Cochrane (1933).....	.459
Collins (1914).....	.452
Collins (1911).....	.451
Fain (1951).....	.451

# OAKLAND SEASON BATTING LEADERS

## Games

Semien (2019).....	162
<b>Olson (2018)</b> .....	<b>162</b>
Tejada (2001, 02, 03)...	162
Long (2001, 02).....	162
Griffin (1985, 86).....	162
Bando (1968, 69, 73)...	162

## Runs

Semien (2019).....	123
Jackson (1969).....	123
Canseco (1988).....	120
RHenderson (1990)....	119
RHenderson (1982)....	119
Giambi (1999).....	115
Canseco (1991).....	115
RHenderson (1984)....	113
RHenderson (1980)....	111
Giambi (2001).....	109

## Doubles

Lowrie (2017).....	49
Giambi (2001).....	47
Lowrie (2013).....	45
Semien (2019).....	43
Chavez (2001).....	43
<b>Chapman (2018)</b> .....	<b>42</b>
Tejada (2003).....	42
<b>Piscotty (2018)</b> .....	<b>41</b>
Grieve (1998).....	41
Giambi (1997).....	41

## Walks

Giambi (2000).....	137
Giambi (2001).....	129
RHenderson (1998)....	118
Bando (1970).....	118
RHenderson (1980)....	117
McGwire (1996).....	116
RHenderson (1982)....	116
Jackson (1969).....	114
Bando (1969).....	111
Cust (2008).....	111

## Stolen Bases

RHenderson (1982)....	130
RHenderson (1983)....	108
RHenderson (1980)....	100
North (1976).....	75
RHenderson (1998)....	66
RHenderson (1984)....	66
RHenderson (1990)....	65
Campaneris (1969)....	62
Campaneris (1968)....	62
RHenderson (1991)....	58

## At Bats

Tejada (2002).....	662
Semien (2019).....	657
Damon (2001).....	644
Campaneris (1968)....	642
Tejada (2003).....	636
Semien (2018).....	632
Sierra (1993).....	630
Canseco (1987).....	630
Long (2001).....	629
Armas (1980).....	628

## Hits

Tejada (2002).....	204
Kotsay (2004).....	190
Semien (2019).....	187
Canseco (1988).....	187
Lansford (1989).....	185
Washington (1975)....	182
Giambi (1999).....	181
Rudi (1972).....	181
Lansford (1984).....	179
RHenderson (1980)....	179

## Triples

Garner (1976).....	12
Polonia (1987).....	10
Burns (2015).....	9
Byrnes (2003).....	9
Rudi (1972).....	9
Campaneris (1968)....	9
six players tied.....	8

## Strikeouts

Cust (2008).....	197
Davis (2017).....	195
Cust (2009).....	185
Davis (2018).....	175
Canseco (1986).....	175
Jackson (1968).....	171
Davis (2016).....	166
Cust (2007).....	164
<b>Olson (2018)</b> .....	<b>163</b>
Jackson (1971).....	161

## Batting Average

Giambi (2001).....	.342
Lansford (1989).....	.336
Giambi (2000).....	.333
RHenderson (1990)....	.325
Durazo (2004).....	.321
RHenderson (1981)....	.319
Giambi (1999).....	.315
Kotsay (2004).....	.314
McGwire (1996).....	.312
Washington (1975)....	.308
Tejada (2002).....	.308



Reggie Jackson

## Home Runs

McGwire (1996).....	52
McGwire (1987).....	49
Davis (2018).....	48
Jackson (1969).....	47
Canseco (1991).....	44
Davis (2017).....	43
Giambi (2000).....	43
Davis (2016).....	42
McGwire (1992).....	42
Canseco (1988).....	42

## Total Bases

Canseco (1988).....	347
McGwire (1987).....	344
Semien (2019).....	343
Giambi (2001).....	343
Tejada (2002).....	336
Jackson (1969).....	334
Giambi (2000).....	330
Giambi (1999).....	318
Canseco (1991).....	318
Davis (2018).....	316

## Slugging Percentage

McGwire (1996).....	.730
Giambi (2001).....	.660
Giambi (2000).....	.647
McGwire (1987).....	.618
Jackson (1969).....	.608
McGwire (1992).....	.585
RHenderson (1990)....	.577
Canseco (1988).....	.569
Jaha (1999).....	.556
Canseco (1991).....	.556

## Runs Batted In

Giambi (2000).....	137
Tejada (2002).....	131
Canseco (1988).....	124
Davis (2018).....	123
Giambi (1999).....	123
Canseco (1991).....	122
Giambi (2001).....	120
McGwire (1987).....	118
Kingman (1984).....	118
Jackson (1969).....	118

## Extra Base Hits

Giambi (2001).....	.87
Jackson (1969).....	.86
Semien (2019).....	.83
McGwire (1987).....	.81
Jackson (1975).....	.78
Davis (2018).....	.77
Canseco (1991).....	.77
Canseco (1988).....	.76
<b>Chapman (2019)</b> .....	<b>.75</b>
Chavez (2001).....	.75

## On-Base Percentage

Giambi (2001).....	.477
Giambi (2000).....	.476
McGwire (1996).....	.467
RHenderson (1990)....	.439
Giambi (1999).....	.422
RHenderson (1980)....	.420
Jaha (1999).....	.414
RHenderson (1983)....	.414
RHenderson (1994)....	.411
Jackson (1969).....	.410

# FRANCHISE SEASON PITCHING LEADERS

## Games

Koch (2002) .....	84
Wyatt (1964) .....	81
<b>Petit (2019) .....</b>	<b>80</b>
Groom (1997) .....	78
Groom (1999) .....	76
Fingers (1974) .....	76
Hendriks (2019) .....	75
Balfour (2012) .....	75
Breslow (2010) .....	75
Bradford (2002) .....	75
Groom (1998) .....	75
Fingers (1975) .....	75

## Complete Games

Waddell (1904) .....	39
Plank (1904) .....	37
Plank (1905) .....	35
Coombs (1910) .....	35
Fraser (1901) .....	35
Waddell (1903) .....	34
Plank (1907) .....	33
Plank (1903) .....	33
Plank (1902) .....	31
Myers (1916) .....	31
Henley (1904) .....	31

## Wins

Grove (1931) .....	31
Coombs (1910) .....	31
Grove (1930) .....	28
Coombs (1911) .....	28
Welch (1990) .....	27
Rommell (1922) .....	27
Waddell (1905) .....	27
Plank (1904) .....	26
Plank (1912) .....	26
three players tied .....	25

## Innings Pitched

Waddell (1904) .....	383.0
Plank (1904) .....	357.1
Coombs (1910) .....	353.0
Plank (1905) .....	346.2
Plank (1907) .....	343.2
Coombs (1911) .....	336.2
Plank (1903) .....	336.0
Perry (1918) .....	332.1
Fraser (1901) .....	331.0
Waddell (1905) .....	328.2

## Games Started

Waddell (1904) .....	46
Plank (1904) .....	43
Hunter (1974) .....	41
Plank (1905) .....	41
eight players tied .....	40

## Shutouts

Coombs (1910) .....	13
Blue (1971) .....	8
Plank (1907) .....	8
Waddell (1906) .....	8
Waddell (1904) .....	8
Bush (1916) .....	8
six players tied .....	7

## Losses

Perry (1920) .....	25
Bush (1916) .....	24
Myers (1916) .....	23
Rommel (1921) .....	23
Naylor (1920) .....	23
Wyckoff (1915) .....	22
Ditmar (1956) .....	22
Kelley (1937) .....	21
Harris (1943) .....	21
nine tied with .....	20

## Walks

Myers (1916) .....	168
Wyckoff (1915) .....	165
Marchildon (1947) .....	141
Marchildon (1942) .....	140
Earnshaw (1930) .....	139
Cain (1933) .....	137
Fraser (1901) .....	132
Grove (1925) .....	131
Marchildon (1948) .....	131
Bush (1916) .....	130



Lefty Grove

## Saves

Eckersley (1992) .....	51
Eckersley (1990) .....	48
Eckersley (1988) .....	45
Koch (2002) .....	44
Foulke (2003) .....	43
Eckersley (1991) .....	43
Treinen (2018) .....	38
Balfour (2013) .....	38
Street (2006) .....	37
Eckersley (1993) .....	36
Caudill (1984) .....	36
(Since 1969)	

## Strikeouts

Waddell (1904) .....	349
Waddell (1903) .....	302
Blue (1971) .....	301
Waddell (1905) .....	287
Waddell (1907) .....	232
Coombs (1910) .....	224
Plank (1905) .....	210
Waddell (1902) .....	210
Grove (1930) .....	209
three players tied .....	205

## ERA

Coombs (1910) .....	1.30
Krause (1909) .....	1.39
Waddell (1905) .....	1.48
Morgan (1910) .....	1.55
Bender (1910) .....	1.58
Waddell (1904) .....	1.62
Morgan (1909) .....	1.65
Bender (1909) .....	1.66
Plank (1909) .....	1.76
Blue (1971) .....	1.82

## Winning Percentage

Grove (1931) .....	31-4	.886
Bender (1914) .....	17-3	.850
Grove (1930) .....	28-5	.848
Zito (2002) .....	23-5	.821
Bender (1910) .....	23-5	.821
Welch (1990) .....	27-6	.818
Plank (1912) .....	26-6	.813
Hunter (1973) .....	21-5	.808
Coombs (1910) .....	31-9	.775
Waddell (1902) .....	24-7	.774
Shantz (1952) .....	24-7	.774

(Min. 20 decisions)

## LASTS BY A'S PITCHERS

<b>Run:</b>	Brett Anderson, Aug. 6, 2019 at Chicago (NL)
<b>Hit:</b>	Homer Bailey, Aug. 14, 2019 at San Francisco
<b>Double:</b>	Joe Kennedy, June 12, 2007 at Houston
<b>Triple:</b>	John Odom, Aug. 22, 1971 vs. Boston (Game 1)

<b>Homer:</b>	John Odom, Sept. 4, 1972 vs. California (Game 1) (Ken Holtzman homered in Game 4 of the 1974 World Series vs. Los Angeles on Oct. 16)
<b>RBI:</b>	Homer Bailey, Aug. 14, 2019 at San Francisco
<b>Walk:</b>	Frankie Montas, May 5, 2019 at Pittsburgh
<b>Stolen Base:</b>	Gene Nelson, July 3, 1988 at Toronto (pinch runner)

# OAKLAND SEASON PITCHING LEADERS

## Games

Koch (2002) .....	84
<b>Petit (2019) .....</b>	<b>80</b>
Groom (1997) .....	78
Groom (1999) .....	76
Fingers (1974) .....	76
Hendriks (2019) .....	75
Balfour (2012) .....	75
Breslow (2010) .....	75
Bradford (2002) .....	75
Groom (1998) .....	75
Fingers (1975) .....	75

## Complete Games

Langford (1980) .....	28
Norris (1980) .....	24
Blue (1971) .....	24
Hunter (1974) .....	23
Keough (1980) .....	20
Blue (1976) .....	20
Langford (1981) .....	18
six players tied .....	16

## Wins

Welch (1990) .....	27
Hunter (1974) .....	25
Blue (1971) .....	24
Zito (2002) .....	23
Stewart (1990) .....	22
Norris (1980) .....	22
Blue (1975) .....	22
seven players tied .....	21

## Innings Pitched

Hunter (1974) .....	318.1
Blue (1971) .....	312.0
Blue (1976) .....	298.1
Holtzman (1973) .....	297.1
Hunter (1972) .....	295.1
Langford (1980) .....	290.0
Norris (1980) .....	284.1
Blue (1974) .....	282.1
Blue (1977) .....	279.2
Blue (1975) .....	278.0

## Games Started

Hunter (1974) .....	41
Blue (1974) .....	40
Holtzman (1973) .....	40
Dobson (1970) .....	40
Hunter (1970) .....	40
Torrez (1976) .....	39
Blue (1971) .....	39
Blue (1977) .....	38
Blue (1975) .....	38
Holtzman (1975) .....	38
Holtzman (1974) .....	38

## Shutouts


Blue (1971) .....	8
Blue (1976) .....	6
Hunter (1974) .....	6
Nash (1968) .....	6
Hunter (1972) .....	5
Dobson (1970) .....	5
10 players tied .....	4

## Losses

Kingman (1980) .....	20
Blue (1977) .....	19
Langford (1977) .....	19
Keough (1982) .....	18
Keough (1979) .....	17
Holtzman (1974) .....	17
Candiotti (1998) .....	16
Langford (1982) .....	16
Langford (1979) .....	16
Smith (2008) .....	16

## Walks

Odom (1969) .....	112
Stewart (1988) .....	110
Rijo (1986) .....	108
Holtzman (1975) .....	108
Moore (1991) .....	105
Stewart (1991) .....	105
Stewart (1987) .....	105
Blue (1973) .....	105
Moore (1992) .....	103
Appier (2000) .....	102
Plunk (1986) .....	102



Vida Blue

## Saves

Eckersley (1992) .....	51
Eckersley (1990) .....	48
Eckersley (1988) .....	45
Koch (2002) .....	44
Foulke (2003) .....	43
Eckersley (1991) .....	43
Treinen (2018) .....	38
Balfour (2013) .....	38
Street (2006) .....	37
Eckersley (1993) .....	36
Caudill (1984) .....	36

## Strikeouts

Blue (1971) .....	301
Zito (2001) .....	205
Stottlemire (1995) .....	205
Stewart (1987) .....	205
Gonzalez (2011) .....	197
Haren (2007) .....	192
Stewart (1988) .....	192
Hunter (1972) .....	191
Blue (1975) .....	189
Gray (2014) .....	183

## ERA

Blue (1971) .....	1.82
Hunter (1972) .....	2.04
Nash (1968) .....	2.28
McCatty (1981) .....	2.32
Blue (1976) .....	2.36
Odom (1968) .....	2.45
Hunter (1974) .....	2.49
Torrez (1976) .....	2.50
Odom (1972) .....	2.50
Holtzman (1972) .....	2.51
<i>(Min. 162.0 innings)</i>	

## Winning Percentage

Zito (2002) .....	23-5	.821
Welch (1990) .....	27-6	.818
Hunter (1973) .....	21-5	.808
Hudson (2000) .....	20-6	.769
Blue (1971) .....	24-8	.750
Hunter (1972) .....	21-7	.750
Colón (2013) .....	18-6	.750
Dobson (1971) .....	15-5	.750
Mulder (2002) .....	19-7	.731
Davis (1989) .....	19-7	.731
<i>(Min. 20 decisions)</i>		

## LONGEST STREAKS BY OAKLAND A'S PITCHERS

### Scoreless

37	August 13 to August 17, 1983
29	September 17 to September 21, 2019
29	June 11 to June 14, 1968
29	August 27 to August 31, 1996
29	April 9 to April 12, 1978
29	May 27 to May 30, 1976
29	June 3 to June 5, 1972
29	July 30 to August 2, 1972
29	July 21 to July 24, 1968

### Homeless

136.2	June 19-July 4, 1974
96.0	June 23-July 4, 1999
92.0	July 28-August 6, 1970
91.2	April 11-21, 1971
83.0	June 24-July 2, 1978
80.0	May 9-20, 1977
77.0	May 21-31, 1977

# ATHLETICS YEAR-BY-YEAR BATTING

Year	AVG.	AB	R	H	2B	3B	HR	RBI	BB	SO	SH	SF	HP	SB	CS	SLG	OBP
1901	.289	4882	805	1409	239	87	35	665	301	344	78		53	173		.395	.337
1902	.287	4762	775	1369	235	67	38	673	343	293	118		38	201		.389	.340
1903	.264	4673	597	1236	227	68	32	502	268	513	101		32	157		.363	.309
1904	.249	5088	557	1266	197	77	31	486	313	605	137		41	137		.336	.298
1905	.255	5146	623	1310	256	51	24	511	376	644	165		34	190		.338	.310
1906	.247	4883	561	1206	213	49	32	489	385		157		43	165		.330	.308
1907	.255	5010	582	1276	220	44	22	485	384		176		27	137		.329	.311
1908	.223	5065	486	1131	183	50	21	392	368		177		37	116		.292	.281
1909	.256	4906	605	1257	186	88	21	498	403		248		64	205		.343	.321
1910	.266	5154	673	1373	191	105	19	541	409		196		47	207		.355	.326
1911	.296	5199	861	1540	237	93	35	692	424		232		65	226		.398	.357
1912	.282	5111	779	1442	204	108	22	620	485		201		38	258		.377	.349
1913	.280	5044	794	1412	223	80	33	660	534	547	174		65	221		.375	.356
1914	.272	5126	749	1392	165	80	29	627	545	517	218		52	231	188	.352	.348
1915	.237	5081	545	1204	183	72	16	440	436	634	137		54	127	89	.311	.304
1916	.242	5010	447	1212	169	65	19	380	406	631	157		30	151		.313	.303
1917	.254	5109	529	1296	177	62	17	457	435	519	205		33	112		.323	.316
1918	.243	4278	412	1039	124	44	22	356	343	485	124		26	83		.308	.303
1919	.244	4730	457	1156	175	71	35	396	349	565	125		30	103		.334	.300
1920	.252	5256	558	1324	220	49	44	470	353	593	169		43	50	67	.338	.304
1921	.274	5465	657	1497	256	64	82	601	424	565	136		29	69	56	.389	.330
1922	.270	5211	705	1409	229	63	111	631	437	591	170		34	60	63	.402	.331
1923	.271	5196	661	1407	229	64	53	577	445	517	172		44	72	62	.370	.334
1924	.281	5184	685	1459	251	59	63	608	374	482	157		38	79	66	.389	.334
1925	.307	5399	831	1659	298	79	76	767	453	432	187		31	67	59	.434	.364
1926	.269	5046	677	1359	259	65	61	619	523	452	238		26	56	46	.383	.341
1927	.303	5296	841	1606	281	70	56	767	551	326	219		30	101	63	.414	.372
1928	.295	5226	829	1540	323	75	89	759	533	442	196		37	59	48	.436	.364
1929	.296	5204	901	1539	288	76	122	845	543	440	214		29	61	38	.451	.365
1930	.294	5345	951	1573	319	74	125	895	599	531	188		31	48	33	.452	.369
1931	.287	5377	858	1544	311	64	118	798	528	543	78		35	25	23	.435	.355
1932	.290	5537	981	1606	303	52	172	923	647	630	94		21	38	23	.457	.366
1933	.285	5330	875	1519	297	57	139	831	625	618	80		15	34	34	.440	.362
1934	.280	5317	764	1491	236	50	144	708	491	584	99		13	57	35	.425	.343
1935	.279	5269	710	1470	243	44	112	671	475	602	86		17	43	35	.406	.341
1936	.269	5373	714	1443	240	60	72	663	524	590	74		19	59	43	.376	.336
1937	.267	5228	699	1398	278	60	94	649	583	557	70		5	95	48	.397	.341
1938	.270	5229	726	1410	243	62	98	686	605	590	78		22	65	53	.396	.348
1939	.271	5309	711	1438	282	55	98	666	503	532	138		15	60	34	.400	.336
1940	.262	5304	703	1391	242	53	105	648	556	656	69		19	48	33	.387	.334
1941	.268	5336	713	1431	240	69	85	660	574	588	76		8	27	36	.387	.340
1942	.249	5285	549	1315	213	46	33	517	440	490	74		23	44	45	.325	.309
1943	.232	5244	497	1219	174	44	26	462	430	465	95		29	55	42	.297	.294
1944	.257	5312	525	1364	169	47	36	475	422	490	121		17	42	32	.327	.314
1945	.245	5296	494	1297	201	37	33	440	449	463	96		19	25	45	.316	.306
1946	.253	5200	529	1317	220	51	40	481	482	594	105		9	39	30	.338	.318
1947	.252	5198	633	1311	218	52	61	581	605	563	144		24	37	33	.349	.333
1948	.260	5181	729	1345	231	47	68	685	726	523	120		22	40	32	.362	.353
1949	.260	5123	726	1331	214	49	82	680	783	493	117		25	36	25	.369	.361
1950	.261	5212	670	1361	204	53	100	627	685	493	73		23	42	25	.378	.349
1951	.262	5277	736	1381	262	43	102	685	677	565	61		34	47	36	.386	.349
1952	.253	5163	664	1305	212	35	89	634	683	561	102		27	52	43	.359	.343
1953	.256	5455	632	1398	205	38	116	588	498	602	51		24	41	24	.372	.321
1954	.236	5206	542	1228	191	41	94	503	504	677	54	31	28	30	29	.342	.305
<b>Phila.</b>	<b>.266</b>	<b>278846</b>	<b>36513</b>	<b>74211</b>	<b>12386</b>	<b>3308</b>	<b>3502</b>	<b>32670</b>	<b>26237</b>		<b>7327</b>		<b>1674</b>	<b>5003</b>		<b>.372</b>	<b>.333</b>
1955	.261	5335	638	1395	189	46	121	593	463	725	57	34	26	22	36	.382	.322
1956	.252	5256	619	1325	204	41	112	581	480	727	67	37	20	40	30	.370	.315
1957	.244	5170	563	1262	195	40	166	535	364	760	62	36	24	35	27	.394	.295
1958	.247	5261	642	1297	196	50	138	605	452	747	64	43	25	22	36	.381	.307
1959	.263	5264	681	1383	231	43	117	638	481	780	69	38	33	34	24	.390	.326
1960	.249	5226	615	1303	212	34	110	566	513	744	75	32	12	16	11	.366	.316
1961	.247	5423	683	1342	216	47	90	632	580	772	89	47	25	58	22	.354	.320



Year	AVG.	AB	R	H	2B	3B	HR	RBI	BB	SO	SH	SF	HP	SB	CS	SLG	OBP
1962	.263	5576	745	1467	220	58	116	691	556	803	78	50	42	76	21	.386	.332
1963	.247	5495	615	1356	225	38	95	582	529	829	77	46	25	47	26	.353	.313
1964	.239	5524	621	1321	216	29	166	594	548	1104	53	25	42	34	20	.379	.311
1965	.240	5393	585	1294	186	59	110	546	521	1020	74	35	35	110	51	.358	.309
1966	.236	5328	564	1259	212	56	70	509	421	982	71	27	26	132	50	.337	.294
1967	.233	5349	533	1244	212	50	69	481	452	1019	59	36	42	132	59	.330	.296
<b>K.C.</b>	<b>.248</b>	<b>69600</b>	<b>8104</b>	<b>17248</b>	<b>2714</b>	<b>591</b>	<b>1480</b>	<b>7553</b>	<b>6360</b>	<b>11012</b>	<b>895</b>	<b>486</b>	<b>377</b>	<b>758</b>	<b>413</b>	<b>.368</b>	<b>.312</b>
1968	.240	5406	569	1300	192	40	94	522	472	1022	78	35	35	147	61	.343	.304
1969	.249	5614	740	1400	210	28	148	680	617	953	74	35	63	100	39	.376	.328
1970	.249	5376	678	1338	208	24	171	630	584	977	73	36	36	131	68	.392	.325
1971	.252	5494	691	1383	195	25	160	642	542	1018	80	38	37	80	53	.384	.321
1972	.240	5200	604	1248	195	29	134	565	463	886	100	36	47	87	48	.366	.306
1973	.260	5507	758	1431	216	28	147	714	595	919	67	53	35	128	57	.389	.333
1974	.247	5331	689	1315	205	37	132	637	568	876	60	51	38	164	93	.373	.321
1975	.254	5415	758	1376	220	33	151	703	609	846	74	35	51	183	82	.391	.333
1976	.246	5353	686	1319	208	33	113	625	592	818	58	58	45	341	123	.361	.323
1977	.240	5358	605	1284	176	37	117	548	516	910	64	46	36	176	89	.352	.308
1978	.245	5321	532	1304	200	31	100	492	433	800	108	27	25	144	117	.351	.303
1979	.239	5348	573	1276	188	32	108	541	482	751	75	46	20	104	69	.346	.302
1980	.259	5495	686	1424	212	35	137	635	506	824	99	41	19	175	82	.385	.322
1981	.247	3677	458	910	119	26	104	430	342	647	46	32	16	98	47	.379	.312
1982	.236	5448	691	1286	211	27	149	659	582	948	50	54	20	232	87	.367	.309
1983	.262	5516	708	1447	237	28	121	662	524	872	55	62	31	235	98	.381	.326
1984	.259	5457	738	1415	257	29	158	697	568	871	37	77	22	145	64	.404	.327
1985	.264	5581	757	1475	230	34	155	690	508	861	63	47	16	117	58	.401	.325
1986	.252	5435	731	1370	213	25	163	683	553	983	56	51	32	139	61	.390	.322
1987	.260	5511	806	1432	263	33	199	761	593	1056	50	48	36	140	63	.428	.333
1988	.263	5602	800	1474	251	22	156	752	580	926	54	55	65	129	54	.399	.336
1989	.261	5416	712	1414	220	25	127	659	562	855	36	62	34	157	55	.381	.331
1990	.254	5433	733	1379	209	22	164	693	651	992	60	48	46	141	54	.391	.336
1991	.248	5410	760	1342	246	19	159	716	642	981	41	49	50	151	64	.389	.331
1992	.258	5387	745	1389	219	24	142	693	707	831	72	59	49	143	59	.386	.346
1993	.254	5543	715	1408	260	21	158	679	622	1048	46	49	33	131	59	.394	.330
1994	.260	3885	549	1009	178	13	113	515	417	686	24	51	18	91	39	.399	.330
1995	.264	4916	730	1296	228	18	169	694	565	911	32	58	45	112	46	.420	.341
1996	.265	5630	861	1492	283	21	243	823	640	1114	35	39	58	58	35	.452	.344
1997	.260	5589	764	1451	274	23	197	714	642	1181	49	40	49	71	36	.423	.339
1998	.257	5490	804	1413	295	13	149	755	633	1122	58	46	55	131	47	.397	.338
1999	.259	5519	893	1430	287	20	235	845	770	1129	39	41	71	70	37	.446	.355
2000	.270	5560	947	1501	281	23	239	908	750	1159	26	44	52	40	15	.458	.360
2001	.264	5573	884	1469	334	22	199	835	640	1021	25	59	88	68	29	.439	.345
2002	.261	5558	800	1450	279	28	205	772	609	1008	20	36	68	46	20	.432	.339
2003	.254	5497	768	1398	317	24	176	742	556	898	22	53	59	48	14	.417	.327
2004	.270	5728	793	1545	336	15	189	752	608	1061	25	43	55	47	22	.433	.343
2005	.262	5627	772	1476	310	20	155	739	537	819	19	40	52	31	22	.407	.330
2006	.260	5500	771	1429	266	22	175	735	650	976	25	56	50	61	20	.412	.340
2007	.256	5577	741	1430	295	16	171	711	664	1119	18	56	49	52	20	.407	.338
2008	.242	5451	646	1318	270	23	125	610	574	1226	30	35	48	88	21	.369	.318
2009	.262	5584	759	1464	307	21	135	723	527	1046	31	54	50	133	48	.397	.328
2010	.256	5448	663	1396	276	30	109	619	527	1061	43	51	47	156	38	.378	.324
2011	.244	5452	645	1330	280	29	114	612	509	1094	34	57	50	117	43	.369	.311
2012	.238	5527	713	1315	267	32	195	676	550	1387	27	34	45	122	32	.404	.310
2013	.254	5521	767	1403	301	25	186	725	573	1178	21	49	45	74	28	.419	.327
2014	.244	5545	729	1354	253	33	146	686	586	1104	19	43	49	83	20	.381	.320
2015	.251	5600	694	1405	277	46	146	661	475	1119	14	38	40	78	29	.395	.312
2016	.246	5500	653	1352	270	21	169	634	442	1145	13	34	33	50	23	.395	.304
2017	.246	5464	739	1344	305	15	234	708	565	1491	13	40	43	57	22	.436	.319
2018	.252	5579	813	1407	322	20	227	778	550	1381	6	44	76	35	21	.439	.325
2019	.249	5561	845	1384	292	23	257	800	578	1338	7	36	87	49	21	.448	.327
2020	.225	1908	274	430	91	11	71	264	238	524	2	14	39	26	3	.396	.322
<b>Oak.</b>	<b>.253</b>	<b>283423</b>	<b>37940</b>	<b>71830</b>	<b>13034</b>	<b>1354</b>	<b>8396</b>	<b>35744</b>	<b>29788</b>	<b>52769</b>	<b>2353</b>	<b>2421</b>	<b>2358</b>	<b>5912</b>	<b>2555</b>	<b>.398</b>	<b>.327</b>

Year	AVG.	AB	R	H	2B	3B	HR	RBI	BB	SH	HP	SB	SLG	OBP
<b>Totals</b>	<b>.258</b>	<b>631869</b>	<b>82557</b>	<b>163289</b>	<b>28134</b>	<b>5253</b>	<b>13378</b>	<b>75967</b>	<b>62385</b>	<b>10575</b>	<b>4409</b>	<b>11673</b>	<b>.383</b>	<b>.328</b>

# ATHLETICS YEAR-BY-YEAR PITCHING

Year	ERA	CG	SV	SHO	IP	H	R	ER	HR	BB	SO	HB	WP	OPP. AVG.
1901	4.00	124		6	1200.2	1346	761	534	20	374	350	59	40	.280
1902	3.29	114		5	1216.1	1292	636	444	33	368	455	63	29	.273
1903	2.98	112		10	1207.1	1124	519	400	20	315	728	71	38	.249
1904	2.35	136		26	1361.1	1149	503	355	13	366	887	63	23	.227
1905	2.19	117		19	1383.1	1137	492	337	21	409	895	63	40	.228
1906	2.60	107		19	1322.0	1135	543	382	9	425	749	57	30	.235
1907	2.35	106		27	1354.2	1106	511	353	13	378	789	67	36	.222
1908	2.56	102		23	1400.1	1194	562	398	10	410	741	53	46	.235
1909	1.93	110		27	1378.0	1069	408	296	9	386	728	62	31	.218
1910	1.79	123		24	1421.2	1103	441	282	8	450	789	55	42	.221
1911	3.01	97		13	1375.2	1343	601	460	17	487	739	81	34	.265
1912	3.32	95		11	1357.0	1273	658	501	12	518	601	57	30	.258
1913	3.19	69		17	1351.1	1200	592	479	24	532	630	39	48	.229
1914	2.78	89		24	1404.0	1264	529	433	18	521	720	28	37	.249
1915	4.29	78		6	1348.1	1358	888	643	22	827	588	57	68	.278
1916	3.92	94		11	1343.2	1311	776	585	26	715	575	31	53	.267
1917	3.27	80		8	1365.2	1310	691	496	23	562	516	23	37	.250
1918	3.22	80		13	1156.0	1106	538	413	13	486	277	35	20	.264
1919	4.26	72		1	1239.1	1371	742	587	44	503	417	29	25	.290
1920	3.93	79		6	1380.1	1612	834	602	56	461	423	40	27	.300
1921	4.61	75		2	1400.1	1645	894	717	85	548	431	32	34	.300
1922	4.59	73		4	1362.1	1573	830	695	107	469	373	32	22	.297
1923	4.08	65		7	1364.2	1465	761	619	68	550	400	23	23	.280
1924	4.39	68		8	1345.0	1527	778	656	43	597	371	28	19	.292
1925	3.87	61		8	1381.2	1468	713	594	60	544	495	36	30	.276
1926	3.00	62		10	1346.0	1362	570	448	38	451	571	31	22	.268
1927	3.97	66		8	1384.0	1467	726	611	65	442	553	36	18	.278
1928	3.36	81		15	1367.2	1349	615	511	66	424	607	22	19	.256
1929	3.44	70		9	1357.0	1371	615	519	73	487	573	15	28	.264
1930	4.28	72		8	1371.0	1457	751	652	84	488	672	20	25	.274
1931	3.47	97		12	1365.1	1342	626	526	73	457	574	9	20	.258
1932	4.45	95		10	1386.0	1477	752	686	112	511	595	18	21	.271
1933	4.81	69		6	1343.2	1523	853	718	77	644	423	17	33	.283
1934	5.01	68		8	1337.0	1429	838	745	84	693	480	23	33	.275
1935	5.12	58		7	1326.1	1486	869	754	73	704	469	25	35	.285
1936	6.08	68		3	1352.1	1645	1045	913	131	696	405	24	67	.300
1937	4.85	65		6	1335.0	1490	854	720	105	613	469	17	40	.281
1938	5.48	56		4	1324.0	1573	956	806	142	599	473	18	28	.292
1939	5.79	50		6	1342.2	1687	1022	864	148	579	397	19	35	.307
1940	5.22	72		4	1345.0	1543	932	780	135	534	488	15	40	.283
1941	4.83	64		3	1365.1	1516	840	733	136	557	386	18	46	.279
1942	4.45	67		5	1374.2	1404	801	679	89	639	546	21	35	.263
1943	4.05	73		5	1394.0	1421	717	627	73	536	503	35	24	.265
1944	3.26	72		10	1397.1	1345	594	506	58	390	534	31	30	.252
1945	3.62	65		11	1381.0	1380	638	556	55	571	531	22	18	.262
1946	3.90	61		10	1342.2	1371	680	582	83	577	562	25	13	.264
1947	3.51	70		12	1391.1	1291	614	543	85	597	493	14	14	.247
1948	4.43	74		7	1368.2	1456	735	673	86	638	486	15	35	.275
1949	4.23	85		9	1365.0	1359	725	642	105	758	490	19	33	.263
1950	5.49	50		3	1346.1	1528	913	821	138	729	466	31	39	.287
1951	4.47	52		7	1358.0	1421	745	674	109	569	437	32	30	.272
1952	4.15	73		11	1384.1	1402	723	639	113	526	562	35	21	.263
1953	4.67	51		7	1409.0	1475	799	731	121	594	566	57	51	.271
1954	5.18	49		3	1371.1	1523	875	789	141	685	555	39	40	.285
<b>Phila.</b>	<b>3.91</b>	<b>4281</b>		<b>544</b>	<b>72953.0</b>	<b>74574</b>	<b>38624</b>	<b>31709</b>	<b>3572</b>	<b>28889</b>	<b>29533</b>	<b>1887</b>	<b>1755</b>	
1955	5.35	29		9	1382.0	1486	911	822	175	707	572	42	36	.278
1956	4.86	30		3	1370.1	1424	831	740	187	679	636	42	38	.271
1957	4.19	26		6	1369.2	1344	710	637	153	565	626	25	45	.260
1958	4.15	42		9	1398.1	1405	713	645	150	467	721	28	31	.262
1959	4.35	44		8	1360.2	1452	760	658	148	492	703	46	41	.274
1960	4.38	44		4	1374.0	1428	756	668	160	525	664	43	37	.271

Year	ERA	CG	SV	SHO	IP	H	R	ER	HR	BB	SO	HB	WP	OPP. AVG.
1961	4.74	32		5	1415.0	1519	863	746	141	629	703	53	58	.275
1962	4.79	32		4	1434.0	1450	837	764	199	655	825	42	63	.263
1963	3.92	35		11	1458.0	1417	704	635	156	540	887	44	43	.256
1964	4.71	18		6	1455.2	1516	836	761	220	614	966	54	55	.269
1965	4.24	18		7	1433.0	1399	755	675	161	574	882	39	67	.256
1966	3.56	19		11	1435.0	1281	648	567	106	630	854	39	52	.241
1967	3.68	26		10	1428.0	1265	660	584	125	558	990	37	44	.238
<b>K.C.</b>	<b>4.37</b>	<b>395</b>		<b>93</b>	<b>18313.2</b>	<b>18386</b>	<b>9984</b>	<b>8902</b>	<b>2081</b>	<b>7635</b>	<b>10029</b>	<b>534</b>	<b>610</b>	
1968	2.94	45		18	1455.2	1220	544	476	124	505	997	31	55	.227
1969	3.71	42	36	14	1480.2	1356	678	611	163	586	887	39	55	.245
1970	3.30	33	40	15	1442.2	1253	593	529	134	542	858	34	56	.234
1971	3.05	57	36	18	1469.1	1229	564	498	131	501	999	33	37	.228
1972	2.58	42	43	23	1417.2	1170	457	406	96	418	862	19	29	.226
1973	3.29	46	41	16	1457.1	1311	615	532	143	494	797	30	52	.241
1974	2.95	49	28	12	1439.2	1322	551	472	90	430	755	25	27	.246
1975	3.27	36	44	10	1448.0	1267	606	526	102	523	784	37	47	.236
1976	3.26	39	29	15	1459.1	1412	598	528	96	415	711	30	40	.255
1977	4.04	32	25	4	1436.2	1459	749	645	145	560	788	24	55	.265
1978	3.62	26	29	11	1433.1	1401	690	577	106	582	750	26	37	.259
1979	4.75	41	20	4	1429.1	1606	860	754	147	654	726	49	72	.288
1980	3.46	94	13	9	1471.2	1347	642	566	142	521	769	31	51	.244
1981	3.30	60	10	11	993.0	883	403	364	80	370	505	28	30	.240
1982	4.54	42	22	6	1456.0	1506	819	735	177	648	697	30	58	.268
1983	4.35	22	33	12	1454.1	1462	782	703	135	626	719	31	43	.263
1984	4.48	15	44	6	1430.0	1554	796	712	155	592	695	35	47	.278
1985	4.41	10	41	6	1453.0	1451	787	712	172	607	785	25	48	.259
1986	4.31	22	37	8	1433.0	1334	760	686	166	667	937	34	62	.247
1987	4.32	18	40	6	1445.2	1442	789	694	176	531	1042	36	52	.258
1988	3.44	22	64	9	1489.1	1376	620	569	116	553	983	29	62	.247
1989	3.09	17	57	20	1448.1	1287	576	497	103	510	930	28	71	.239
1990	3.18	18	64	16	1456.0	1287	570	514	123	494	831	27	50	.238
1991	4.57	14	49	10	1444.1	1425	776	734	155	655	892	55	60	.265
1992	3.73	8	58	9	1447.0	1396	672	599	129	601	843	41	67	.256
1993	4.90	8	42	2	1452.1	1551	846	791	157	680	864	49	39	.276
1994	4.80	12	23	9	1003.1	979	589	535	128	510	732	34	42	.257
1995	4.93	8	34	4	1273.0	1320	761	698	153	556	890	53	56	.269
1996	5.20	7	34	5	1456.1	1638	900	841	205	644	884	52	60	.287
1997	5.48	2	38	1	1445.1	1734	946	880	197	642	953	64	51	.301
1998	4.81	12	39	4	1434.0	1555	866	766	179	529	922	56	68	.276
1999	4.69	6	48	5	1438.1	1537	846	750	160	569	967	54	57	.274
2000	4.58	7	43	11	1435.1	1535	813	730	158	615	963	48	46	.274
2001	3.59	13	44	9	1463.1	1384	645	583	153	440	1117	46	42	.249
2002	3.68	9	48	19	1452.0	1391	654	593	135	474	1021	62	40	.252
2003	3.63	16	48	14	1441.2	1336	643	582	140	499	1018	54	41	.246
2004	4.17	10	35	8	1471.1	1466	742	682	164	544	1034	68	39	.262
2005	3.69	9	38	12	1450.1	1315	658	594	154	504	1075	60	41	.241
2006	4.21	5	54	11	1451.2	1525	727	679	162	529	1003	55	43	.272
2007	4.28	4	36	9	1448.0	1468	758	689	138	530	1036	43	52	.263
2008	4.01	4	33	7	1435.0	1364	690	640	135	576	1061	54	30	.253
2009	4.26	2	38	10	1447.1	1486	761	685	156	523	1124	36	43	.265
2010	3.56	7	38	17	1431.2	1315	626	566	153	512	1070	38	42	.245
2011	3.71	6	39	12	1447.2	1380	679	597	136	519	1160	41	53	.250
2012	3.48	1	47	13	1470.0	1360	614	569	147	462	1136	46	40	.245
2013	3.56	6	46	13	1452.0	1339	625	574	163	428	1183	35	56	.242
2014	3.22	7	31	13	1463.1	1269	572	524	147	406	1244	48	59	.233
2015	4.14	5	28	15	1444.2	1402	729	664	172	474	1179	47	62	.254
2016	4.51	2	42	7	1433.1	1459	761	718	185	464	1188	50	70	.263
2017	4.67	1	35	6	1431.0	1444	826	743	210	502	1202	61	84	.261
2018	3.81	2	44	14	1465.2	1303	674	621	184	474	1237	53	86	.236
2019	3.97	1	45	12	1465.0	1342	680	646	201	477	1299	66	74	.242
2020	3.77	1	17	5	515.1	471	232	216	69	165	506	15	16	.240
<b>Oak.</b>	<b>3.95</b>	<b>1023</b>	<b>1990</b>	<b>555</b>	<b>74809.2</b>	<b>72424</b>	<b>36360</b>	<b>32795</b>	<b>7747</b>	<b>27832</b>	<b>49610</b>	<b>2195</b>	<b>2695</b>	<b>.255</b>

Year	ERA	CG	SHO	IP	H	R	ER	HR	BB	SO	HB	WP
<b>Totals</b>	<b>3.98</b>	<b>5699</b>	<b>1192</b>	<b>166076.1</b>	<b>165384</b>	<b>84968</b>	<b>73405</b>	<b>13400</b>	<b>64356</b>	<b>89172</b>	<b>4616</b>	<b>5060</b>

# ATHLETICS YEAR-BY-YEAR FIELDING

Year	AVG.	G	PO	A	E	TC	DP	TP	PB
1901	.942	137	3600	1903	337	5840	93	0	23
1902	.953	137	3646	1819	270	5735	75	0	13
1903	.960	137	3618	1613	217	5448	66	0	20
1904	.959	155	4080	1835	250	6165	67	0	21
1905	.957	152	4101	1746	265	6112	64	0	21
1906	.955	149	3941	1728	267	5936	86	1	17
1907	.958	150	4046	1959	263	6268	67	0	14
1908	.957	157	4158	1886	272	6316	68	1	20
1909	.961	153	4105	1894	245	6244	92	1	14
1910	.965	155	4255	2001	230	6486	117	0	10
1911	.964	152	4121	1896	225	6242	100	0	14
1912	.959	153	4100	2023	263	6386	115	0	17
1913	.966	153	4048	1958	212	6218	108	1	13
1914	.966	158	4198	1938	213	6349	116	1	25
1915	.947	154	4044	2023	338	6405	118	0	17
1916	.951	154	4021	2126	314	6461	126	0	19
1917	.961	154	4078	2064	251	6393	106	0	17
1918	.959	130	3458	1850	228	5536	136	0	7
1919	.956	140	3702	1902	257	5861	96	1	9
1920	.959	156	4120	2173	266	6559	125	0	13
1921	.958	155	4182	2005	274	6461	144	0	14
1922	.966	155	4072	1978	215	6265	118	1	16
1923	.964	153	4064	1935	221	6220	127	1	23
1924	.971	152	4025	1943	180	6148	157	0	12
1925	.966	153	4117	1931	211	6259	148	0	13
1926	.972	150	4041	1869	171	6081	131	1	10
1927	.970	155	4161	1897	190	6248	124	1	10
1928	.970	153	4107	1728	181	6016	124	0	10
1929	.975	151	4065	1587	146	5798	117	0	10
1930	.976	154	4127	1651	145	5923	121	0	11
1931	.976	153	4088	1614	141	5843	151	0	10
1932	.979	154	4160	1736	124	6020	142	0	15
1933	.966	152	4032	1750	203	5985	121	0	9
1934	.967	153	4012	1809	196	6017	166	0	12
1935	.967	149	3964	1690	190	5844	150	0	11
1936	.965	154	4061	1773	209	6043	152	0	21
1937	.967	154	4002	1725	198	5925	150	0	15
1938	.965	154	3964	1637	206	5807	119	0	15
1939	.965	153	4028	1678	210	5916	131	0	14
1940	.960	154	4035	1667	238	5940	131	0	15
1941	.967	154	4095	1733	200	6028	150	0	20
1942	.968	154	4062	1678	188	5928	124	0	23
1943	.973	155	4180	1741	162	6083	148	0	19
1944	.971	155	4192	1745	176	6113	127	0	12
1945	.973	153	4140	1903	168	6211	160	0	9
1946	.971	155	4028	1594	167	5789	141	1	7
1947	.976	156	4174	1689	143	6006	161	0	5
1948	.981	154	4108	1710	113	5931	180	1	7
1949	.976	154	4102	1710	140	5952	217	0	10
1950	.974	154	4033	1732	155	5920	208	0	9
1951	.978	154	4073	1849	136	6058	204	0	12
1952	.977	155	4150	1766	140	6056	148	0	11
1953	.977	157	4218	1710	137	6065	161	0	15
1954	.971	156	4104	1655	169	5928	163	0	12
<b>Phila.</b>	<b>.966</b>	<b>8213</b>	<b>218406</b>	<b>98155</b>	<b>11226</b>	<b>327787</b>	<b>6957</b>	<b>12</b>	<b>761</b>
1955	.976	155	4142	1729	146	6017	174	0	14
1956	.973	154	4111	1785	166	6062	187	0	19
1957	.979	154	4108	1720	125	5953	162	0	22
1958	.979	156	4196	1730	125	6051	166	0	34
1959	.973	154	4086	1669	160	5915	156	0	15
1960	.979	155	4122	1666	127	5915	149	0	17
1961	.972	162	4260	1755	175	6190	160	0	17

Year	AVG.	G	PO	A	E	TC	DP	TP	PB
1962	.979	162	4294	1724	132	6150	131	0	25
1963	.980	162	4373	1722	127	6222	131	0	11
1964	.974	163	4361	1669	158	6188	152	0	18
1965	.977	162	4300	1620	139	6059	142	0	20
1966	.977	160	4320	1646	139	6105	154	1	20
1967	.978	161	4279	1533	132	5944	120	0	17
<b>K.C.</b>	<b>.977</b>	<b>2060</b>	<b>54952</b>	<b>21968</b>	<b>1851</b>	<b>78771</b>	<b>1984</b>	<b>1</b>	<b>249</b>
1968	.977	163	4367	1659	145	6171	136	0	20
1969	.979	162	4442	1788	136	6366	162	0	26
1970	.977	162	4328	1680	141	6149	152	0	12
1971	.981	161	4408	1660	117	6185	157	0	17
1972	.979	155	4253	1689	130	6072	146	0	13
1973	.978	162	4372	1710	137	6219	170	0	9
1974	.977	162	4319	1704	141	6164	154	0	10
1975	.977	162	4344	1686	143	6173	140	0	13
1976	.977	161	4378	1821	144	6343	130	0	11
1977	.970	161	4310	1762	190	6262	136	0	12
1978	.971	162	4300	1626	179	6105	145	0	10
1979	.972	162	4288	1718	174	6180	137	3	15
1980	.979	162	4415	1631	130	6176	115	0	9
1981	.980	109	2979	1080	81	4140	74	1	2
1982	.974	162	4368	1647	160	6175	140	0	8
1983	.974	162	4363	1602	157	6122	157	1	14
1984	.975	162	4290	1508	146	5944	159	0	9
1985	.977	162	4359	1566	140	6065	136	0	19
1986	.978	162	4299	1596	135	6030	120	0	16
1987	.977	162	4337	1649	142	6128	123	0	18
1988	.983	162	4468	1629	105	6202	151	0	10
1989	.979	162	4345	1640	129	6114	159	0	13
1990	.986	162	4368	1630	87	6085	152	0	14
1991	.982	162	4333	1608	107	6048	150	0	8
1992	.979	162	4341	1576	125	6042	158	0	8
1993	.982	162	4357	1625	111	6093	161	0	15
1994	.979	114	3010	1122	88	4220	105	0	5
1995	.981	144	3819	1486	102	5407	151	0	4
1996	.984	162	4369	1778	103	6250	195	1	11
1997	.980	162	4336	1765	122	6223	170	0	5
1998	.977	162	4302	1654	141	6097	155	0	13
1999	.980	162	4315	1700	122	6137	166	0	18
2000	.978	161	4306	1726	134	6166	164	1	8
2001	.980	162	4390	1756	125	6271	151	0	4
2002	.984	162	4356	1798	102	6256	144	0	9
2003	.983	162	4325	1779	107	6211	145	0	9
2004	.986	162	4414	1809	91	6314	172	0	14
2005	.986	162	4351	1649	88	6088	166	0	5
2006	.986	162	4355	1626	84	6065	173	0	10
2007	.985	162	4344	1687	90	6121	153	0	16
2008	.984	161	4305	1573	98	5976	169	0	8
2009	.983	162	4342	1592	105	6039	155	0	5
2010	.984	162	4295	1704	99	6098	147	0	8
2011	.979	162	4343	1529	124	5996	145	0	6
2012	.982	162	4410	1568	111	6089	135	1	12
2013	.983	162	4356	1377	97	5830	112	0	15
2014	.982	162	4390	1634	111	6135	150	0	10
2015	.979	162	4334	1642	126	6102	154	0	14
2016	.984	162	4300	1630	97	6027	152	0	11
2017	.980	162	4293	1597	121	6011	162	0	16
2018	.985	162	4397	1594	89	6080	125	0	17
2019	.987	162	4395	1464	80	5939	123	0	19
2020	.987	60	1546	489	26	2061	33	0	4
<b>Oak.</b>	<b>.980</b>	<b>8354</b>	<b>224429</b>	<b>85218</b>	<b>6315</b>	<b>315962</b>	<b>7692</b>	<b>8</b>	<b>607</b>
<b>Year</b>	<b>AVG.</b>	<b>G</b>	<b>PO</b>	<b>A</b>	<b>E</b>	<b>TC</b>	<b>DP</b>	<b>TP</b>	<b>PB</b>
<b>Totals</b>	<b>.973</b>	<b>18627</b>	<b>497787</b>	<b>205341</b>	<b>19392</b>	<b>722520</b>	<b>16633</b>	<b>21</b>	<b>1617</b>

# ATHLETICS YEAR-BY-YEAR BATTING LEADERS

## Batting Average

1901 Lajoie.....	.426
1902 Cross.....	.339
1903 Seybold.....	.299
1904 Davis.....	.308
1905 Davis.....	.284
1906 Seybold.....	.316
1907 Nicholls.....	.302
1908 Collins.....	.273
1909 Collins.....	.346
1910 Collins.....	.322
1911 Collins.....	.365
1912 Collins.....	.348
1913 Collins.....	.345
1914 Collins.....	.344
1915 McInnis.....	.314
1916 Strunk.....	.316
1917 McInnis.....	.303
1918 Burns.....	.352
1919 Burns.....	.296
1920 Dugan.....	.322
1921 Witt.....	.315
1922 Miller.....	.336
1923 Hauser.....	.307
1924 Miller.....	.342
1925 Simmons.....	.384
1926 Simmons.....	.343
1927 Simmons.....	.392
1928 Simmons.....	.351
1929 Simmons.....	.365
1930 Simmons.....	.381
1931 Simmons.....	.390
1932 Foxx.....	.364
1933 Foxx.....	.356
1934 Foxx.....	.334
1935 Foxx.....	.346
1936 Moses.....	.345
1937 Moses.....	.320
1938 Johnson.....	.313
1939 Johnson.....	.338
1940 Moses.....	.309
1941 Siebert.....	.334
1942 Johnson.....	.291
1943 Estalella.....	.259
1944 Siebert.....	.306
1945 Estalella.....	.299
1946 Rosar.....	.283
1947 McCosky.....	.328
1948 McCosky.....	.326
1949 Valo.....	.283
1950 Lehner.....	.309
1951 Fain.....	.344
1952 Fain.....	.327
1953 Philley.....	.303
1954 Finigan.....	.302
1955 Power.....	.319
1956 Power.....	.309
1957 Lopez.....	.294
1958 Cerv.....	.305
1959 Tuttle.....	.300
1960 Siebern.....	.279
1961 Siebern.....	.296
1962 Siebern.....	.308

1963 Causey.....	.280
1964 Causey.....	.281
1965 Campaneris.....	.270
1966 Cater.....	.292
1967 Cater.....	.270
1968 Cater.....	.290
1969 Bando.....	.281
1970 Campaneris.....	.279
1971 Jackson.....	.277
1972 Rudi.....	.305
1973 Jackson.....	.293
1974 Rudi.....	.293
1975 Washington.....	.308
1976 North.....	.276
1977 Page.....	.307
1978 Page.....	.285
1979 Revering.....	.288
1980 Henderson.....	.303
1981 Henderson.....	.319
1982 Henderson.....	.267
1983 Henderson.....	.292
1984 Lansford.....	.300
1985 Davis.....	.287
1986 Griffin.....	.285
1987 McGwire.....	.289
1988 Canseco.....	.307
1989 Lansford.....	.336
1990 R. Henderson.....	.325
1991 Baines.....	.295
1992 Bordick.....	.300
1993 Gates.....	.290
1994 Berroa.....	.306
1995 Henderson.....	.300
1996 McGwire.....	.312
1997 Giambi.....	.293
1998 Giambi.....	.295
1999 Giambi.....	.315
2000 Giambi.....	.333
2001 Giambi.....	.342
2002 Tejada.....	.308
2003 Chavez.....	.282
2004 Durazo.....	.321
2005 Ellis.....	.316
2006 Payton.....	.296
2007 Stewart.....	.290
2008 Suzuki.....	.279
2009 Sweeney.....	.293
2010 Ellis.....	.291
2011 Pennington.....	.264
2012 Céspedes.....	.292
2013 Donaldson.....	.301
2014 Donaldson.....	.255
2015 Burns.....	.294
2016 Valencia.....	.287
2017 Lowrie.....	.277
2018 Chapman.....	.278
2019 Semien.....	.285
2020 Canha.....	.246

## Games

1901 Fultz.....	132
1902 four players tied	137
1903 four players tied	137

1904 Cross.....	155
1905 Murphy.....	150
1906 Davis.....	145
1907 Davis.....	149
1908 Nicholls.....	150
1909 Collins.....	153
1910 Collins.....	153
1911 Baker.....	148
1912 Collins.....	153
McInnis.....	153
1913 Baker.....	149
1914 Collins.....	152
1915 Strunk.....	132
1916 Strunk.....	150
1917 McInnis.....	150
1918 Burns.....	130
1919 Burns.....	126
1920 Walker.....	149
1921 Dykes.....	155
1922 Galloway.....	155
1923 Hauser.....	146
1924 Simmons.....	152
1925 Simmons.....	153
1926 Simmons.....	147
1927 Cobb.....	134
1928 Miller.....	139
1929 Foxx.....	149
1930 Miller.....	154
1931 Foxx.....	139
1932 Foxx.....	154
Simmons.....	154
1933 Cramer.....	152
Higgins.....	152
1934 Cramer.....	153
1935 Cramer.....	149
1936 Johnson.....	153
1937 Moses.....	154
1938 Johnson.....	152
1939 Johnson.....	150
1940 Siebert.....	154
1941 Johnson.....	149
1942 Siebert.....	153
1943 Hall.....	151
1944 Hayes.....	155
1945 Hall.....	151
1946 Chapman.....	146
1947 Joost.....	151
1948 Majeski.....	148
Suder.....	148
1949 Chapman.....	154
1950 Fain.....	151
1951 Joost.....	140
1952 Philley.....	151
1953 Philley.....	157
1954 DeMaestri.....	146
1955 Finigan.....	150
1956 Lopez.....	151
1957 DeMaestri.....	135
1958 Lopez.....	151
1959 Williams.....	130
1960 Tuttle.....	151
1961 Howser.....	158
1962 Siebern.....	162

1963 Charles.....	158
1964 Colavito.....	160
1965 Harrelson.....	150
Hershberger.....	150
1966 Hershberger.....	146
1967 Campaneris.....	147
1968 Bando.....	162
1969 Bando.....	162
1970 Bando.....	155
1971 Bando.....	153
1972 Bando.....	152
1973 Bando.....	162
1974 Rudi.....	158
Tenace.....	158
1975 Bando.....	160
Garner.....	160
1976 Garner.....	159
1977 Sanguillen.....	152
1978 Revering.....	152
1979 Newman.....	143
1980 Murphy.....	159
1981 Armas.....	109
1982 Murphy.....	151
1983 Phillips.....	148
1984 Phillips.....	154
1985 Griffin.....	162
1986 Griffin.....	162
1987 Canseco.....	159
1988 Canseco.....	158
1989 D. Henderson.....	152
1990 McGwire.....	156
1991 Gallego.....	159
1992 Bordick.....	154
1993 Bordick.....	159
1994 Bordick.....	114
1995 Berroa.....	141
1996 Bordick.....	155
1997 Spiezio.....	147
1998 Grieve.....	155
1999 Tejada.....	159
2000 Tejada.....	160
2001 Long.....	162
Tejada.....	162
2002 Long.....	162
Tejada.....	162
2003 Tejada.....	162
2004 Hatteberg.....	152
2005 Chavez.....	160
2006 Swisher.....	157
2007 Ellis.....	150
Swisher.....	150
2008 Cust.....	148
Suzuki.....	148
2009 Cust.....	149
2010 Barton.....	159
2011 Pennington.....	148
2012 Reddick.....	156
2013 Donaldson.....	158
2014 Donaldson.....	158
2015 Semien.....	155
2016 Semien.....	159
2017 K. Davis.....	153
Lowrie.....	153

<b>2018</b>	<b>Olson</b> .....	<b>162</b>
<b>2019</b>	<b>Semien</b> .....	<b>162</b>
<b>2020</b>	<b>Olson</b> .....	<b>60</b>
<b>At Bats</b>		
1901	Fultz .....	561
1902	Cross .....	558
1903	Cross .....	554
1904	Cross .....	607
1905	Davis .....	602
1906	Davis .....	551
1907	Davis .....	582
1908	Nicholls .....	550
1909	Collins .....	572
1910	Collins .....	583
1911	Baker .....	592
1912	Baker .....	577
1913	Baker .....	565
1914	McInnis .....	576
1915	Lajoie .....	490
1916	Witt .....	563
1917	McInnis .....	567
1918	Burns .....	505
1919	Burns .....	470
1920	Walker .....	585
1921	Johnson .....	613
1922	Galloway .....	571
1923	Hauser .....	537
1924	Simmons .....	594
<b>1925</b>	<b>Simmons</b> .....	<b>658</b>
1926	Simmons .....	581
1927	Hale .....	501
1928	Miller .....	510
1929	Simmons .....	581
1930	Miller .....	585
1931	Miller .....	534
<b>1932</b>	<b>Simmons</b> .....	<b>670</b>
<b>1933</b>	<b>Cramer</b> .....	<b>661</b>
<b>1934</b>	<b>Cramer</b> .....	<b>649</b>
<b>1935</b>	<b>Cramer</b> .....	<b>644</b>
<b>1936</b>	<b>Finney</b> .....	<b>653</b>
1937	Moses .....	649
1938	Moses .....	589
1939	Johnson .....	544
1940	Siebert .....	595
1941	Chapman .....	552
	Johnson .....	552
1942	Siebert .....	612
1943	Siebert .....	558
1944	Hayes .....	581
1945	Hall .....	616
1946	Chapman .....	545
1947	Chapman .....	551
1948	Majewski .....	590
1949	Chapman .....	589
1950	Chapman .....	553
1951	Joost .....	553
1952	Philly .....	586
1953	Philly .....	620
1954	DeMaestri .....	539
1955	Power .....	596
1956	Lopez .....	561
1957	Power .....	467
1958	Lopez .....	564
1959	Williams .....	488
1960	Lumpe .....	574
1961	Howser .....	611

1962	Lumpe .....	641
1963	Charles .....	603
1964	Causey .....	604
1965	Campaneris .....	578
1966	Campaneris .....	573
1967	Campaneris .....	601
1968	Campaneris .....	642
1969	Bando .....	609
1970	Campaneris .....	603
1971	Campaneris .....	569
<b>1972</b>	<b>Campaneris</b> .....	<b>625</b>
1973	Campaneris .....	601
1974	Rudi .....	593
1975	Jackson .....	593
1976	Baylor .....	595
1977	Sanguillen .....	571
1978	Revering .....	521
1979	Newman .....	516
1980	Armas .....	628
1981	Armas .....	440
1982	Murphy .....	543
1983	Henderson .....	513
1984	Lansford .....	597
1985	Griffin .....	614
1986	Canseco .....	600
1987	Canseco .....	630
1988	Canseco .....	610
1989	D. Henderson .....	579
1990	McGwire .....	523
1991	Canseco .....	572
	D. Henderson .....	572
1992	Bordick .....	504
1993	Sierra .....	630
1994	Sierra .....	426
1995	Berroa .....	546
1996	Berroa .....	586
1997	Spizio .....	538
1998	Grieve .....	583
1999	Tejada .....	593
2000	Tejada .....	607
2001	Damon .....	644
2002	Tejada .....	662
2003	Tejada .....	636
2004	Kotsay .....	606
2005	Chavez .....	625
2006	Payton .....	557
2007	Ellis .....	583
2008	Crosby .....	556
2009	Suzuki .....	570
2010	Barton .....	556
2011	Crisp .....	531
2012	Reddick .....	611
2013	Lowrie .....	603
2014	Donaldson .....	608
2015	Lawrie .....	562
2016	Semien .....	568
2017	Healy .....	576
2018	Semien .....	632
2019	Semien .....	657
2020	Semien .....	211
<b>Runs</b>		
<b>1901</b>	<b>Lajoie</b> .....	<b>145</b>
<b>1902</b>	<b>Fultz</b> .....	<b>109</b>
	<b>Hartsel</b> .....	<b>109</b>
1903	Pickering .....	93

1904	Murphy .....	80
	Cross .....	80
<b>1905</b>	<b>Davis</b> .....	<b>92</b>
1906	Hartsel .....	96
1907	Hartsel .....	93
1908	Davis .....	65
1909	Collins .....	104
1910	Baker .....	83
1911	Murphy .....	104
<b>1912</b>	<b>Collins</b> .....	<b>137</b>
<b>1913</b>	<b>Collins</b> .....	<b>125</b>
<b>1914</b>	<b>Collins</b> .....	<b>122</b>
1915	Strunk .....	76
1916	Strunk .....	71
1917	Strunk .....	83
1918	Burns .....	61
1919	Burns .....	63
1920	Dykes .....	81
1921	Johnson .....	93
1922	Walker .....	111
1923	Hauser .....	93
1924	Hauser .....	97
1925	Simmons .....	122
1926	Simmons .....	90
1927	Cobb .....	104
1928	Bishop .....	104
1929	Foxx .....	123
<b>1930</b>	<b>Simmons</b> .....	<b>152</b>
1931	Bishop .....	115
<b>1932</b>	<b>Foxx</b> .....	<b>151</b>
1933	Foxx .....	125
1934	Foxx .....	120
1935	Foxx .....	118
1936	Finney .....	100
1937	Moses .....	113
1938	Johnson .....	114
1939	Johnson .....	115
1940	Johnson .....	93
1941	Johnson .....	98
1942	Johnson .....	78
1943	White .....	69
1944	Hayes .....	62
1945	Siebert .....	62
	Hall .....	62
1946	Chapman .....	77
1947	Chapman .....	84
1948	Joost .....	99
1949	Joost .....	128
1950	Chapman .....	93
1951	Joost .....	107
1952	Joost .....	94
1953	Zernial .....	85
1954	Jacobs .....	63
1955	Power .....	91
1956	Lopez .....	91
1957	Zernial .....	56
1958	Cerv .....	93
1959	Tuttle .....	74
1960	Tuttle .....	75
1961	Howser .....	108
1962	Siebern .....	114
1963	Charles .....	82
1964	Colavito .....	89
1965	Campaneris .....	67
1966	Campaneris .....	82
1967	Campaneris .....	85
1968	Campaneris .....	86

<b>1969</b>	<b>Jackson</b> .....	<b>123</b>
1970	Campaneris .....	97
1971	Jackson .....	87
1972	Rudi .....	94
<b>1973</b>	<b>Jackson</b> .....	<b>99</b>
1974	Jackson .....	90
1975	Jackson .....	91
1976	North .....	91
1977	Page .....	85
1978	Page .....	62
1979	Revering .....	63
1980	Henderson .....	111
<b>1981</b>	<b>Henderson</b> .....	<b>89</b>
1982	Henderson .....	119
1983	Henderson .....	105
1984	Henderson .....	113
1985	Davis .....	92
1986	Canseco .....	85
1987	McGwire .....	97
1988	Canseco .....	120
1989	Lansford .....	81
<b>1990</b>	<b>R. Henderson</b> .....	<b>119</b>
1991	Canseco .....	115
1992	McGwire .....	87
1993	R. Henderson .....	77
	Sierra .....	77
1994	Javier .....	75
1995	Berroa .....	87
1996	McGwire .....	104
1997	Giambi .....	66
1998	Henderson .....	101
1999	Giambi .....	115
2000	Giambi .....	108
2001	Giambi .....	109
2002	Tejada .....	108
2003	Tejada .....	98
2004	Byrnes .....	91
2005	Chavez .....	92
2006	Swisher .....	106
2007	Ellis .....	84
	Swisher .....	84
2008	Cust .....	77
2009	Cust .....	88
2010	Barton .....	79
2011	Crisp .....	69
	Willingham .....	69
2012	Reddick .....	85
2013	Crisp .....	93
2014	Donaldson .....	93
2015	Burns .....	70
2016	Davis .....	85
2017	K. Davis .....	91
2018	Chapman .....	100
2019	Semien .....	123
2020	Canha .....	32
<b>Hits</b>		
<b>1901</b>	<b>Lajoie</b> .....	<b>229</b>
1902	Cross .....	189
1903	Cross .....	162
1904	Cross .....	177
1905	Davis .....	171
1906	Davis .....	161
1907	Davis .....	155
1908	Murphy .....	139
1909	Collins .....	198
1910	Collins .....	188

1911 Baker .....	198	1977 Sanguillen.....	157	1917 Bodie .....	28	1976 Rudi.....	32
1912 Baker .....	200	1978 Page .....	147	1918 Burns .....	22	1977 Page .....	28
1913 Baker .....	190	1979 Revering .....	136	Gardner .....	22	1978 Page .....	25
1914 Baker .....	182	1980 Henderson .....	179	1919 Walker .....	30	1979 Revering .....	25
1915 Strunk .....	144	<b>1981 Henderson .....</b>	<b>135</b>	1920 Dugan .....	40	1980 Henderson .....	22
1916 Strunk .....	172	1982 Henderson .....	143	1921 Dykes .....	32	1981 Armas .....	24
1917 McInnis .....	172	1983 Henderson .....	150	Walker .....	32	1982 Henderson .....	24
<b>1918 Burns .....</b>	<b>178</b>	1984 Lansford .....	179	1922 Walker .....	31	1983 Almon .....	29
1919 Burns .....	139	1985 Griffin .....	166	1923 Perkins .....	34	1984 Lansford .....	31
1920 Walker .....	157	1986 Griffin .....	169	1924 Hauser .....	31	1985 Davis .....	34
1921 Witt .....	198	1987 Canseco .....	162	Simmons .....	31	1986 Canseco .....	29
1922 Galloway .....	185	1988 Canseco .....	187	1925 Simmons .....	43	1987 Canseco .....	35
1923 Hauser .....	165	1989 Lansford .....	185	1926 Simmons .....	53	1988 Henderson .....	38
1924 Simmons .....	183	1990 R. Henderson .....	159	1927 Simmons .....	36	1989 Lansford .....	28
<b>1925 Simmons .....</b>	<b>253</b>	1991 D. Henderson .....	158	1928 Miller .....	34	1990 R. Henderson .....	33
1926 Simmons .....	199	1992 Bordick .....	151	1929 Simmons .....	41	1991 D. Henderson .....	33
1927 Cobb .....	175	1993 Gates .....	155	Haas .....	41	1992 Lansford .....	30
1928 Miller .....	168	1994 Javier .....	114	1930 Cochrane .....	42	1993 Gates .....	29
1929 Simmons .....	212	Sierra .....	114	1931 Miller .....	43	1994 Javier .....	23
1930 Simmons .....	211	1995 Berroa .....	152	<b>1932 McNair .....</b>	<b>47</b>	1995 Henderson .....	31
1931 Simmons .....	200	1996 Berroa .....	170	1933 Johnson .....	44	1996 Giambi .....	40
<b>1932 Simmons .....</b>	<b>216</b>	1997 Giambi .....	152	1934 Higgins .....	37	1997 Giambi .....	41
1933 Foxx .....	204	1998 Grieve .....	168	1935 Cramer .....	37	1998 Grieve .....	41
1934 Cramer .....	202	1999 Giambi .....	181	1936 Moses .....	35	1999 Giambi .....	36
1935 Cramer .....	214	2000 Giambi .....	170	1937 Moses .....	48	2000 Grieve .....	40
1936 Moses .....	202	2001 Giambi .....	178	1938 Moses .....	29	<b>2001 Giambi .....</b>	<b>47</b>
1937 Moses .....	208	Long .....	178	1939 Johnson .....	30	2002 Long .....	32
1938 Moses .....	181	2002 Tejada .....	204	1940 Moses .....	41	2003 Tejada .....	42
1939 Johnson .....	184	2003 Tejada .....	177	1941 Moses .....	31	2004 Byrnes .....	39
1940 Siebert .....	170	2004 Kotsay .....	190	1942 Johnson .....	35	2005 Chavez .....	40
1941 Chapman .....	178	2005 Chavez .....	168	1943 Siebert .....	26	2006 Payton .....	32
1942 Siebert .....	159	2006 Payton .....	165	1944 Siebert .....	27	2007 Swisher .....	36
1943 Siebert .....	140	2007 Stewart .....	167	1945 Kell .....	30	2008 Crosby .....	39
1944 Estalella .....	151	2008 Suzuki .....	148	1946 McQuinn .....	23	2009 Suzuki .....	37
1945 Hall .....	161	2009 Suzuki .....	156	1947 Fain .....	28	2010 Barton .....	33
1946 Chapman .....	142	2010 Barton .....	152	Suder .....	28	2011 Matsui .....	28
1947 McCosky .....	179	2011 Crisp .....	140	1948 Majeski .....	41	2012 Reddick .....	29
1948 Majeski .....	183	2012 Reddick .....	148	1949 Valo .....	27	2013 Lowrie .....	45
1949 Chapman .....	164	2013 Lowrie .....	175	1950 Fain .....	25	2014 Donaldson .....	31
1950 Fain .....	147	2014 Donaldson .....	155	1951 Fain .....	30	2015 Lawrie .....	29
1951 Joost .....	160	2015 Burns .....	153	Zernial .....	30	2016 Alonso .....	34
1952 Fain .....	176	2016 Davis .....	137	<b>1952 Fain .....</b>	<b>43</b>	2017 Lowrie .....	49
1953 Philley .....	188	2017 Lowrie .....	157	1953 Philley .....	30	2018 Chapman .....	42
1954 Finigan .....	147	2018 Semien .....	161	1954 Finigan .....	25	2019 Semien .....	43
1955 Power .....	190	2019 Semien .....	187	1955 Power .....	34	2020 Canha .....	12
1956 Power .....	164	2020 Canha .....	47	1956 Lopez .....	27	Grossman .....	12
1957 Power .....	121	Semien .....	47	1957 Smith .....	26		
1958 Cerv .....	157			1958 Lopez .....	28		
1959 Tuttle .....	139			1959 Williams .....	33		
1960 Lumpe .....	156	<b>Doubles</b>		1960 Williams .....	31	<b>Triples</b>	
1961 Howser .....	171	<b>1901 Lajoie .....</b>	<b>48</b>	Siebern .....	31	1901 Lajoie .....	13
1962 Lumpe .....	193	<b>1902 Davis .....</b>	<b>43</b>	1961 Siebern .....	36	1902 Hartsel .....	12
1963 Lumpe .....	161	<b>1903 Seybold .....</b>	<b>43</b>	1962 Lumpe .....	34	1903 Hartsel .....	14
Charles .....	161	1904 Murphy .....	29	1963 Causey .....	32	1904 Murphy .....	18
1964 Causey .....	170	Cross .....	29	1964 Causey .....	31	1905 Hoffman .....	10
1965 Campaneris .....	156	<b>1905 Davis .....</b>	<b>47</b>	Colavito .....	31	1906 Hartsel .....	9
1966 Campaneris .....	153	1906 Davis .....	40	1965 Campaneris .....	23	1907 Davis .....	8
1967 Campaneris .....	149	<b>1907 Davis .....</b>	<b>37</b>	1966 Campaneris .....	29	1908 Davis .....	9
1968 Campaneris .....	177	1908 Murphy .....	28	1967 Campaneris .....	29	<b>1909 Baker .....</b>	<b>19</b>
1969 Bando .....	171	1909 Collins .....	30	1968 Cater .....	28	1910 Murphy .....	18
1970 Campaneris .....	168	1910 Murphy .....	28	1969 Jackson .....	36	1911 Oldring .....	14
1971 Jackson .....	157	1911 Baker .....	42	<b>1970 Campaneris .....</b>	<b>28</b>	1912 Baker .....	21
<b>1972 Rudi .....</b>	<b>181</b>	1912 Baker .....	40	1971 Campaneris .....	29	1913 Collins .....	13
1973 Bando .....	169	1913 Baker .....	34	<b>1972 Rudi .....</b>	<b>32</b>	1914 Collins .....	14
1974 Rudi .....	174	1914 Baker .....	23	1973 Bando .....	32	1915 Strunk .....	16
1975 Washington .....	182	Collins .....	23	<b>1974 Rudi .....</b>	<b>39</b>	1916 Witt .....	15
1976 North .....	163	1915 Strunk .....	28	1975 Jackson .....	39	1917 Bodie .....	11
		1916 Strunk .....	30			1918 Burns .....	9



1919 Thomas .....10	1960 Siebern .....6	2000 Piatt .....5	1925 Simmons .....24
1920 Walker .....7	1961 Lumpe .....9	2001 Damon .....4	1926 Simmons .....19
1921 Dykes .....13	<b>1962 Cimoli .....15</b>	Long .....4	1927 Simmons .....15
1922 Miller .....12	1963 Cimoli .....11	2002 four players tied...4	1928 Hauser .....16
1923 Hauser .....10	1964 Green .....5	2003 Byrnes .....9	1929 Simmons .....34
1924 Simmons .....9	Mathews .....5	2004 Dye .....4	1930 Foxx .....37
1925 Simmons .....12	<b>1965 Campaneris .....12</b>	2005 Ellis .....5	1931 Foxx .....30
1926 Simmons .....10	1966 Campaneris .....10	2006 Scutaro .....6	<b>1932 Foxx .....58</b>
1927 Simmons .....11	1967 Campaneris .....6	2007 Buck .....5	<b>1933 Foxx .....48</b>
1928 Cochrane .....12	Monday .....6	2008 Barton .....5	1934 Foxx .....44
1929 Miller .....16	1968 Campaneris .....9	2009 Davis .....5	<b>1935 Foxx .....36</b>
1930 Simmons .....16	1969 Green .....6	2010 Pennington .....8	1936 Johnson .....25
1931 Simmons .....13	1970 Monday .....7	2011 Weeks .....8	1937 Moses .....25
1932 Simmons .....9	1971 Monday .....4	2012 Weeks .....8	Johnson .....25
Foxx .....9	Rudi .....4	2013 Céspedes .....4	1938 Johnson .....30
1933 Higgins .....11	<b>1972 Rudi .....9</b>	2014 Reddick .....7	1939 Johnson .....23
1934 Cramer .....9	1973 Campaneris .....6	2015 Burns .....9	1940 Johnson .....31
1935 Foxx .....7	1974 Campaneris .....8	2016 Burns .....4	1941 Chapman .....25
Warstler .....7	1975 Washington .....7	Crisp .....4	1942 Johnson .....13
1936 Johnson .....14	<b>1976 Garner .....12</b>	2017 Lowrie .....3	1943 Estalella .....11
1937 Moses .....13	1977 Page .....8	2018 Chapman .....6	1944 Hayes .....13
1938 Finney .....12	1978 Page .....7	2019 Semien .....7	1945 Estalella .....8
1939 Johnson .....9	1979 Murphy .....4	2020 four players tied...2	1946 Chapman .....20
1940 Moses .....9	1980 Armas .....8		1947 Chapman .....14
1941 Chapman .....9	1981 Henderson .....7		1948 Joost .....16
Brancato .....9	1982 Henderson .....4		1949 Chapman .....24
Suder .....9	Heath .....4		1950 Chapman .....23
1942 Valo .....10	1983 Henderson .....7		<b>1951 Zernial .....33</b>
1943 Siebert .....7	1984 Lansford .....5		1952 Zernial .....29
1944 Estalella .....9	Heath .....5		1953 Zernial .....42
1945 Peck .....9	1985 Griffin .....7		1954 Wilson .....15
1946 Valo .....6	1986 Griffin .....6		1955 Zernial .....30
McQuinn .....6	1987 Polonia .....10		1956 Simpson .....21
1947 McCosky .....7	1988 Phillips .....4		1957 Zernial .....27
1948 Fain .....6	Polonia .....4		1958 Cerv .....38
Chapman .....6	1989 Phillips .....6		1959 Cerv .....20
Coleman .....6	1990 R. Henderson .....3		1960 Siebern .....19
1949 Valo .....12	Randolph .....3		1961 Siebern .....18
1950 Dillinger .....9	1991 three players tied..4		1962 Siebern .....25
1951 Valo .....8	1992 Wilson .....5		1963 Siebern .....16
1952 Michaels .....5	1993 Sierra .....5		1964 Colavito .....34
1953 Philley .....9	1994 Bordick .....4		1965 Harrelson .....23
1954 Finigan .....6	1995 Gates .....4		1966 Repoz .....11
Valo .....6	1996 Bordick .....4		1967 Monday .....14
1955 Power .....10	Young .....4		1968 Jackson .....29
<b>1956 Simpson .....11</b>	1997 McDonald .....4		1969 Jackson .....47
1957 Simpson .....6	Spiezo .....4		1970 Mincher .....27
DeMaestri .....6	1998 three players tied..2		1971 Mincher .....32
1958 Tuttle .....9	1999 Phillips .....4		1972 Epstein .....26
1959 Maris .....7	Tejada .....4		<b>1973 Jackson .....32</b>

### Home Runs

<b>1901 Lajoie .....14</b>
<b>1902 Seybold .....16</b>
1903 Seybold .....8
<b>1904 Davis .....10</b>
<b>1905 Davis .....8</b>
<b>1906 Davis .....12</b>
<b>1907 Davis .....8</b>
1908 Davis .....5
1909 Murphy .....5
1910 Murphy .....4
Oldring .....4
<b>1911 Baker .....11</b>
<b>1912 Baker .....10</b>
<b>1913 Baker .....12</b>
<b>1914 Baker .....9</b>
1915 Oldring .....6
1916 Schang .....7
1917 Bodie .....7
<b>1918 Walker .....11</b>
1919 Walker .....10
1920 Walker .....17
1921 Walker .....23
1922 Walker .....37
1923 Hauser .....16
1924 Hauser .....27

## FRANCHISE MONTHLY BESTS

### Wins

26 July, 1931
25 July, 1928
24 August, 2002
24 July, 1929
23 August, 1971
23 May, 1931
23 July, 1930
23 August, 1914
22 five times

### Losses

28 July, 1916
27 September, 1940
27 September, 1915
26 August, 1960
26 August, 1945
26 August, 1943
25 July, 1936
25 August, 1938
24 June, 1979
24 June, 1920

### Highest Winning Pct.

.857 (24-4) August, 2002
.857 (18-3) April, 1981
.852 (23-4) May, 1931
.821 (23-5) August, 1914
.815 (22-5) May, 1929
.810 (17-4) Sept., 2001
.800 (20-5) May, 1910
.792 (19-5) July, 2012
.788 (26-7) July, 1931
.778 (21-6) Sept., 1911
.778 (21-6) August, 2006

### Lowest Winning Pct.

.067 (2-28) July, 1916
.077 (1-12) April, 1951
.103 (3-26) August, 1943
.130 (3-20) July, 1938
.136 (3-19) June, 1916
.143 (4-24) June, 1920
.156 (5-27) Sept., 1915
.167 (4-20) August, 1915
.167 (2-10) April, 1966
.167 (2-10) April, 1935

1974	Jackson	.....29
<b>1975</b>	<b>Jackson</b>	<b>.....36</b>
1976	Bando	.....27
1977	Gross	.....22
1978	Page	.....17
1979	Newman	.....22
1980	Armas	.....35
<b>1981</b>	<b>Armas</b>	<b>.....22</b>
1982	Armas	.....28
1983	Murphy	.....17
	Lopes	.....17
1984	Kingman	.....35
1985	Kingman	.....30
1986	Kingman	.....35
<b>1987</b>	<b>McGwire</b>	<b>.....49</b>
<b>1988</b>	<b>Canseco</b>	<b>.....42</b>
1989	McGwire	.....33
1990	McGwire	.....39
<b>1991</b>	<b>Canseco</b>	<b>.....44</b>
1992	McGwire	.....42
1993	Sierra	.....22
1994	Sierra	.....23
1995	McGwire	.....39
<b>1996</b>	<b>McGwire</b>	<b>.....52</b>
1997	McGwire	.....34
1998	Giambi	.....27
1999	Stairs	.....38
2000	Giambi	.....43
2001	Giambi	.....38
2002	Chavez	.....34
	Tejada	.....34
2003	Chavez	.....29
2004	Chavez	.....29
2005	Chavez	.....27
2006	Thomas	.....39
2007	Cust	.....26
2008	Cust	.....33
2009	Cust	.....25
2010	Kouzmanoff	.....16
2011	Willingham	.....29
2012	Reddick	.....32
2013	Moss	.....30
2014	Donaldson	.....29
2015	Reddick	.....20
2016	Davis	.....42
2017	Davis	.....43
<b>2018</b>	<b>Davis</b>	<b>.....48</b>
2019	Chapman	.....36
	Olson	.....36
2020	Olson	.....14

### Runs Batted In

<b>1901</b>	<b>Lajoie</b>	<b>.....125</b>
1902	Cross	.....108
1903	Cross	.....90
1904	Murphy	.....77
<b>1905</b>	<b>Davis</b>	<b>.....83</b>
<b>1906</b>	<b>Davis</b>	<b>.....96</b>
1907	Davis	.....87
1908	Murphy	.....66
1909	Baker	.....85
1910	Collins	.....81
1911	Baker	.....115
<b>1912</b>	<b>Baker</b>	<b>.....130</b>
<b>1913</b>	<b>Baker</b>	<b>.....117</b>
1914	McInnis	.....95
1915	Lajoie	.....61

1916	McInnis	.....60
1917	Bodie	.....74
1918	Burns	.....70
1919	Walker	.....64
1920	Walker	.....82
1921	Walker	.....101
1922	Walker	.....99
1923	Hauser	.....94
1924	Hauser	.....115
1925	Simmons	.....129
1926	Simmons	.....109
1927	Simmons	.....108
1928	Simmons	.....107
<b>1929</b>	<b>Simmons</b>	<b>.....157</b>
1930	Simmons	.....165
1931	Simmons	.....128
<b>1932</b>	<b>Foxx</b>	<b>.....169</b>
<b>1933</b>	<b>Foxx</b>	<b>.....163</b>
1934	Foxx	.....130
1935	Foxx	.....115
1936	Johnson	.....121
1937	Johnson	.....108
1938	Johnson	.....113
1939	Johnson	.....114
1940	Johnson	.....103
1941	Johnson	.....107
1942	Johnson	.....80
1943	Estalella	.....63
1944	Hayes	.....78
1945	Kell	.....56
1946	Chapman	.....67
1947	Chapman	.....83
1948	Majeski	.....120
1949	Chapman	.....108
1950	Chapman	.....95
<b>1951</b>	<b>Zernial</b>	<b>.....125</b>
1952	Zernial	.....100
1953	Zernial	.....108
1954	Zernial	.....62
1955	Zernial	.....84
1956	Simpson	.....105
1957	Zernial	.....69
1958	Cerv	.....104
1959	Cerv	.....87
1960	Siebern	.....69
1961	Siebern	.....98
1962	Siebern	.....117
1963	Siebern	.....83
1964	Colavito	.....102
1965	Harrelson	.....66
1966	Green	.....62
1967	Monday	.....58
1968	Jackson	.....74
1969	Jackson	.....118
1970	Bando	.....75
1971	Bando	.....94
1972	Bando	.....77
<b>1973</b>	<b>Jackson</b>	<b>.....117</b>
1974	Bando	.....103
1975	Jackson	.....104
1976	Rudi	.....94
1977	Page	.....75
1978	Page	.....70
1979	Revering	.....77
1980	Armas	.....109
1981	Armas	.....76
1982	Murphy	.....94

1983	Murphy	.....75
1984	Kingman	.....118
1985	Kingman	.....91
1986	Canseco	.....117
1987	McGwire	.....118
<b>1988</b>	<b>Canseco</b>	<b>.....124</b>
1989	Parker	.....97
1990	McGwire	.....108
1991	Canseco	.....122
1992	McGwire	.....104
1993	Sierra	.....101
1994	Sierra	.....92
1995	McGwire	.....90
1996	McGwire	.....113
1997	McGwire	.....81
	Giambi	.....81
1998	Giambi	.....110
1999	Giambi	.....123
2000	Giambi	.....137
2001	Giambi	.....120
2002	Tejada	.....131
2003	Tejada	.....106
2004	Durazo	.....88
2005	Chavez	.....101
2006	Thomas	.....114
2007	Cust	.....82
2008	Cust	.....77
2009	Suzuki	.....88
2010	Suzuki	.....71
	Kouzmanoff	.....71
2011	Willingham	.....98
2012	Reddick	.....85
2013	Donaldson	.....93
2014	Donaldson	.....98
2015	Reddick	.....77
2016	Davis	.....102
2017	Davis	.....110
2018	Davis	.....123
2019	Semien	.....92
2020	Olson	.....42

### Slugging Percentage

<b>1901</b>	<b>Lajoie</b>	<b>.....635</b>
1902	Seybold	.....503
1903	Seybold	.....462
1904	Davis	.....511
1905	Davis	.....422
1906	Davis	.....459
1907	Davis	.....399
1908	Collins	.....379
1909	Collins	.....449
1910	Murphy	.....436
1911	Baker	.....502
1912	Baker	.....541
1913	Baker	.....492
1914	Collins	.....452
1915	Strunk	.....427
1916	Strunk	.....421
1917	Bodie	.....418
1918	Burns	.....467
1919	Walker	.....450
1920	Dugan	.....442
1921	Walker	.....504
1922	Miller	.....553
1923	Hauser	.....473
1924	Hauser	.....516
1925	Simmons	.....596

1926	Simmons	.....566
1927	Simmons	.....645
1928	Simmons	.....558
1929	Simmons	.....642
1930	Simmons	.....708
1931	Simmons	.....641
<b>1932</b>	<b>Foxx</b>	<b>.....749</b>
<b>1933</b>	<b>Foxx</b>	<b>.....703</b>
1934	Foxx	.....653
<b>1935</b>	<b>Foxx</b>	<b>.....636</b>
1936	Johnson	.....525
1937	Johnson	.....556
1938	Johnson	.....552
1939	Johnson	.....553
1940	Johnson	.....514
1941	Chapman	.....543
1942	Johnson	.....451
1943	Siebert	.....328
1944	Siebert	.....423
1945	Estalella	.....435
1946	Chapman	.....429
1947	Fain	.....423
1948	Majeski	.....454
1949	Chapman	.....455
1950	Lehner	.....436
1951	Zernial	.....525
1952	Zernial	.....452
1953	Zernial	.....559
1954	Finigan	.....421
1955	Zernial	.....508
1956	Simpson	.....490
1957	Zernial	.....471
1958	Cerv	.....592
1959	Cerv	.....479
1960	Siebern	.....471
1961	Siebern	.....475
1962	Siebern	.....495
1963	Siebern	.....410
1964	Colavito	.....507
1965	Harrelson	.....429
1966	Campaneris	.....369
1967	Monday	.....419
1968	Jackson	.....452
<b>1969</b>	<b>Jackson</b>	<b>.....608</b>
1970	Mincher	.....460
1971	Jackson	.....508
1972	Epstein	.....490
<b>1973</b>	<b>Jackson</b>	<b>.....531</b>
1974	Jackson	.....514
1975	Jackson	.....511
1976	Tenace	.....458
1977	Page	.....521
1978	Page	.....459
1979	Revering	.....483
1980	Armas	.....500
1981	Armas	.....480
1982	Armas	.....433
1983	Lopes	.....423
1984	Kingman	.....505
1985	Davis	.....484
1986	Canseco	.....457
<b>1987</b>	<b>McGwire</b>	<b>.....618</b>
<b>1988</b>	<b>Canseco</b>	<b>.....569</b>
1989	McGwire	.....467
1990	R. Henderson	.....577
1991	Canseco	.....556
<b>1992</b>	<b>McGwire</b>	<b>.....585</b>

1993	R. Henderson	553
1994	Berroa	485
1995	McGwire	685
1996	McGwire	730
1997	Giambi	495
1998	Stairs	511
1999	Jaha	556
2000	Giambi	647
2001	Giambi	660
2002	Chavez	513
2003	Chavez	514
2004	Durazo	523
2005	Chavez	466
2006	Thomas	545
2007	Cust	504
2008	Cust	476
2009	Suzuki	421
2010	Barton	405
2011	Willingham	477
2012	Céspedes	505
2013	Moss	522
2014	Donaldson	456
2015	Reddick	449
2016	Davis	524
2017	Davis	528
2018	Davis	549
2019	Olson	545
2020	Grossman	482

**Walks**

1901	Seybold	40
1902	Hartsel	87
1903	Pickering	53
1904	Hartsel	75
1905	Hartsel	121
1906	Hartsel	88
1907	Hartsel	106
1908	Hartsel	93
1909	Collins	62
1910	Hartsel	58
1911	Collins	62
1912	Collins	101
1913	Collins	85
1914	Collins	97
1915	Schang	66
1916	Strunk	66
1917	Strunk	68
1918	Jamieson	54
1919	Witt	46
1920	Dykes	52
1921	Witt	77
1922	Walker	61
1923	Hauser	94
1924	Hauser	56
1925	Bishop	87
1926	Bishop	116
1927	Bishop	105
1928	Bishop	97
1929	Bishop	128
1930	Bishop	128
1931	Bishop	112
1932	Foxx	116
1933	Bishop	106
	Cochrane	106
1934	Foxx	111
1935	Foxx	114
1936	Johnson	88

1937	Johnson	98
1938	Werber	93
1939	Johnson	99
1940	Johnson	83
1941	Johnson	95
	McCoy	95
1942	Johnson	82
1943	White	61
1944	Siebert	62
1945	Estalella	74
1946	McQuinn	64
1947	Joost	114
1948	Joost	119
1949	Joost	149
1950	Fain	133
1951	Joost	106
1952	Joost	122
1953	Robinson	63
1954	Finigan	64
1955	Finigan	61
1956	Lopez	63
1957	Lopez	41
1958	Tuttle	74
1959	Maris	58
1960	Siebern	72
1961	Howser	92
1962	Siebern	110
1963	Siebern	79
1964	Causey	88
1965	Harrelson	66
1966	Hersberger	47
1967	Gosger	53
1968	Monday	72
1969	Jackson	114
1970	Bando	118
1971	Bando	86
1972	Epstein	68
1973	Tenace	101
1974	Tenace	110
1975	Tenace	106
1976	Tenace	81
1977	Gross	86
1978	Page	53
1979	Murphy	83
1980	Henderson	117
1981	Murphy	73
1982	Henderson	116
1983	Henderson	103
1984	Henderson	88
1985	Murphy	84
1986	Phillips	76
1987	McGwire	71
1988	Canseco	78
1989	McGwire	83
1990	McGwire	110
1991	R. Henderson	98
1992	R. Henderson	95
1993	R. Henderson	85
1994	Henderson	72
1995	McGwire	88
1996	McGwire	116
1997	McGwire	58
1998	Henderson	118
1999	Giambi	105
2000	Giambi	137
2001	Giambi	129
2002	Justice	70

2003	Durazo	100
2004	Chavez	95
2005	Chavez	58
2006	Swisher	97
2007	Cust	105
2008	Cust	111
2009	Cust	93
2010	Barton	110
2011	Matsui	56
	Willingham	56
2012	Reddick	55
2013	Donaldson	76
2014	Donaldson	76
2015	Vogt	56
2016	Semien	51
2017	K. Davis	73
	Lowrie	73
2018	Lowrie	78
2019	Semien	87
2020	Canha	37

**Strikeouts**

1913	Murphy	44
	Schang	44
1914	Murphy	46
1915	Walsh	64
1916	Witt	71
1917	Grover	53
1918	Dugan	55
	Kopp	55
1919	Thomas	52
1920	Dykes	73
1921	Dykes	95
1922	Dykes	78
1923	Hauser	52
1924	Simmons	60
1925	Dykes	49
1926	Simmons	49
1927	Hale	32
1928	Hauser	45
1929	Foxx	70
1930	Foxx	66
1931	Foxx	84
1932	Foxx	96
1933	Foxx	93
1934	Foxx	75
1935	Foxx	99
1936	Johnson	71
1937	Peters	59
1938	Chapman	94
1939	Nagel	86
1940	Chapman	96
1941	Johnson	75
1942	Johnson	61
1943	White	51
1944	Estalella	60
1945	Estalella	46
1946	Chapman	66
1947	Joost	110
1948	Joost	87
1949	Joost	80
1950	Chapman	79
1951	Zernial	99
1952	Joost	94
1953	Zernial	79
1954	Finigan	66
1955	Zernial	90

1956	Simpson	82
1957	Zernial	84
1958	DeMaestri	84
1959	Cerv.	87
1960	Williams	68
	Siebern	68
1961	Siebern	91
1962	Cimoli	89
1963	Siebern	82
1964	Mathews	143
1965	Harrelson	112
1966	Green	101
1967	Monday	107
1968	Jackson	171
1969	Jackson	142
1970	Jackson	135
1971	Jackson	161
1972	Jackson	125
1973	Jackson	116
1974	Jackson	105
	Tenace	105
1975	Jackson	133
1976	North	95
1977	Gross	84
1978	Page	95
1979	Page	93
1980	Armas	123
1981	Armas	115
1982	Armas	128
1983	Murphy	105
1984	Kingman	119
1985	Murphy	123
1986	Canseco	175
1987	Canseco	157
1988	Canseco	128
1989	D. Henderson	131
1990	Canseco	158
1991	Canseco	152
1992	McGwire	105
1993	D. Henderson	113
1994	Javier	76
1995	Berroa	98
1996	Berroa	122
1997	Canseco	122
1998	Grieve	123
1999	Jaha	129
2000	Grieve	130
2001	Long	103
2002	Chavez	119
2003	Durazo	105
2004	Crosby	141
2005	Chavez	129
2006	Swisher	152
2007	Cust	164
2008	Cust	197
2009	Cust	185
2010	Cust	127
2011	Willingham	150
2012	Reddick	151
2013	Moss	140
2014	Moss	153
2015	Lawrie	144
2016	Davis	166
2017	Davis	195
2018	Davis	175
2019	Chapman	147
2020	Olson	77

**Stolen Bases**

1901 Fultz .....	36
<b>1902 Hartsel .....</b>	<b>47</b>
1903 Pickering .....	40
1904 Murphy .....	22
<b>1905 Hoffman .....</b>	<b>46</b>
1906 Hartsel .....	31
1907 Oldring .....	29
1908 Davis .....	20
1909 Collins .....	67
<b>1910 Collins .....</b>	<b>81</b>
1911 Collins .....	38
Baker .....	38
1912 Collins .....	63
1913 Collins .....	54
1914 Collins .....	58
1915 Walsh .....	22
1916 Walsh .....	27
1917 McInnis .....	18
1918 Kopp .....	22
1919 Kopp .....	16
1920 Walker .....	9
1921 Witt .....	16
1922 Miller .....	10
Galloway .....	10
1923 Mathews .....	16
1924 Simmons .....	16
1925 Galloway .....	16
1926 Simmons .....	10
1927 Cobb .....	22
1928 Miller .....	10
1929 Miller .....	24
1930 Miller .....	13
1931 Miller .....	5

1932 McNair .....	8
Dykes .....	8
1933 Johnson .....	8
Cochrane .....	8
1934 Johnson .....	12
1935 Warstler .....	8
1936 Newsome .....	13
<b>1937 Werber .....</b>	<b>35</b>
1938 Werber .....	19
1939 Johnson .....	15
1940 Hayes .....	9
1941 Chapman .....	6
Johnson .....	6
1942 Valo .....	13
1943 Welaj .....	12
White .....	12
1944 Garrison .....	10
1945 Peck .....	5
1946 Valo .....	9
1947 Valo .....	11
1948 Fain .....	10
Valo .....	10
1949 Valo .....	14
1950 Valo .....	12
1951 Valo .....	11
1952 Valo .....	12
1953 Philley .....	13
1954 Jacobs .....	17
1955 Valo .....	5
1956 Pilarcik .....	9
1957 Martin .....	7
1958 Tuttle .....	7
1959 Tuttle .....	10
1960 Snyder .....	7

1961 Howser .....	37
1962 Charles .....	20
1963 Tartabull .....	16
1964 Charles .....	12
<b>1965 Campaneris .....</b>	<b>51</b>
<b>1966 Campaneris .....</b>	<b>52</b>
<b>1967 Campaneris .....</b>	<b>55</b>
<b>1968 Campaneris .....</b>	<b>62</b>
1969 Campaneris .....	62
<b>1970 Campaneris .....</b>	<b>42</b>
1971 Campaneris .....	34
<b>1972 Campaneris .....</b>	<b>52</b>
1973 North .....	53
<b>1974 North .....</b>	<b>54</b>
1975 Washington .....	40
<b>1976 North .....</b>	<b>75</b>
1977 Page .....	42
1978 Dilone .....	50
1979 Henderson .....	33
<b>1980 Henderson .....</b>	<b>100</b>
<b>1981 Henderson .....</b>	<b>56</b>
<b>1982 Henderson .....</b>	<b>130</b>
<b>1983 Henderson .....</b>	<b>108</b>
<b>1984 Henderson .....</b>	<b>66</b>
1985 Collins .....	29
1986 Griffin .....	33
1987 Polonia .....	29
1988 Canseco .....	40
1989 R. Henderson .....	52
<b>1990 R. Henderson .....</b>	<b>65</b>
<b>1991 R. Henderson .....</b>	<b>58</b>
1992 R. Henderson .....	48
1993 R. Henderson .....	31
1994 Javier .....	24

1995 Javier .....	36
1996 Battle .....	10
1997 McDonald .....	13
<b>1998 Henderson .....</b>	<b>66</b>
1999 Phillips .....	11
Velarde .....	11
2000 Velarde .....	9
2001 Damon .....	27
2002 Chavez .....	8
2003 Byrnes .....	10
Tejada .....	10
2004 Byrnes .....	17
2005 Kendall .....	8
2006 Kendall .....	11
2007 Stewart .....	11
2008 Davis .....	25
2009 Davis .....	41
2010 Davis .....	50
<b>2011 Crisp .....</b>	<b>49</b>
2012 Crisp .....	39
2013 Crisp .....	21
2014 Gentry .....	20
2015 Burns .....	26
2016 Burns .....	14
2017 R. Davis .....	26
2018 Semien .....	14
2019 Laureano .....	13
2020 Grossman .....	8

**Bold denotes tied or led league**

## ATHLETICS YEAR-BY-YEAR PITCHING LEADERS

**Wins**

1901 Fraser .....	20
1902 Waddell .....	24
1903 Plank .....	23
1904 Plank .....	26
<b>1905 Waddell .....</b>	<b>26</b>
1906 Plank .....	19
1907 Plank .....	24
1908 Vickers .....	18
1909 Plank .....	19
<b>1910 Coombs .....</b>	<b>31</b>
<b>1911 Coombs .....</b>	<b>28</b>
1912 Plank .....	26
1913 Bender .....	21
1914 Bender .....	17
Bush .....	17
1915 Wyckoff .....	10
1916 Bush .....	15
1917 Bush .....	11
1918 Perry .....	21
1919 Johnson .....	9
Kinney .....	9
1920 Perry .....	11
1921 Rommel .....	16
<b>1922 Rommel .....</b>	<b>27</b>
1923 Rommel .....	18
1924 Rommel .....	18
<b>1925 Rommel .....</b>	<b>21</b>

1926 Grove .....	13
1927 Grove .....	20
<b>1928 Grove .....</b>	<b>24</b>
<b>1929 Earnshaw .....</b>	<b>24</b>
<b>1930 Grove .....</b>	<b>28</b>
<b>1931 Grove .....</b>	<b>31</b>
1932 Grove .....	25
<b>1933 Grove .....</b>	<b>24</b>
1934 Marcum .....	14
1935 Marcum .....	17
1936 Kelley .....	15
1937 Kelley .....	13
1938 Caster .....	16
1939 Nelson .....	10
1940 Babich .....	14
1941 Knott .....	13
1942 Marchildon .....	17
1943 Flores .....	12
1944 Christopher .....	14
1945 Christopher .....	13
1946 Marchildon .....	13
1947 Marchildon .....	19
1948 Fowler .....	15
1949 Kellner .....	20
1950 Hooper .....	15
1951 Shantz .....	18
<b>1952 Shantz .....</b>	<b>24</b>

1953 Kellner .....	11
Byrd .....	11
1954 Portocarrero .....	9
1955 Ditmar .....	12
1956 Ditmar .....	12
1957 Trucks .....	9
Morgan .....	9
1958 Garver .....	12
1959 Daley .....	16
1960 Daley .....	16
1961 Bass .....	11
1962 Rakow .....	14
1963 Wickersham .....	12
Pena .....	12
1964 Pena .....	12
1965 Sheldon .....	10
Talbot .....	10
1966 Krausse .....	14
1967 Hunter .....	13
1968 Odom .....	16
1969 Odom .....	15
Dobson .....	15
1970 Hunter .....	18
1971 Blue .....	24
1972 Hunter .....	21
1973 Holtzman .....	21
Hunter .....	21
<b>1974 Hunter .....</b>	<b>25</b>

1975 Blue .....	22
1976 Blue .....	18
1977 Blue .....	14
1978 Johnson .....	11
1979 Langford .....	12
1980 Norris .....	22
1981 McCatty .....	14
1982 Langford .....	11
Keough .....	11
1983 Codioli .....	12
1984 Burris .....	13
1985 Codioli .....	14
1986 Young .....	13
<b>1987 Stewart .....</b>	<b>20</b>
1988 Stewart .....	21
1989 Stewart .....	27
<b>1990 Welch .....</b>	<b>21</b>
1991 Moore .....	17
1992 Moore .....	17
1993 Witt .....	14
1994 Darling .....	10
1995 Stottlemire .....	14
1996 Wasdin .....	8
1997 Small .....	9
1998 Rogers .....	16
1999 Heredia .....	13
<b>2000 Hudson .....</b>	<b>20</b>
<b>2001 Mulder .....</b>	<b>21</b>

2002	Zito.....	23
2003	Hudson.....	16
2004	Mulder.....	17
2005	Haren.....	14
	Zito.....	14
2006	Blanton.....	16
	Zito.....	16
2007	Haren.....	15
2008	Duchscherer.....	10
2009	Anderson.....	11
2010	Cahill.....	18
2011	Gonzalez.....	16
2012	Milone.....	13
	Parker.....	13
2013	Colón.....	18
2014	Kazmir.....	15
2015	Gray.....	14
2016	Graveman.....	10
2017	Manaea.....	12
2018	Manaea.....	12
2019	Fiers.....	15
2020	Fiers.....	6

**Losses**

1901	Fraser.....	15
1902	Plank.....	15
1903	Plank.....	16
	Waddell.....	16
1904	Plank.....	17
	Waddell.....	17
	Henley.....	17
1905	Plank.....	12
	Henley.....	12
1906	Waddell.....	16
1907	Plank.....	16
1908	Vickers.....	19
1909	Morgan.....	11
	Coombs.....	11
1910	Morgan.....	12
1911	Coombs.....	12
1912	Brown.....	11
1913	Brown.....	11
1914	Bush.....	12
1915	Wyckoff.....	22
1916	Bush.....	24
1917	Bush.....	17
1918	Perry.....	19
1919	Naylor.....	18
1920	Perry.....	25
1921	Rommel.....	23
1922	Harriss.....	20
1923	Rommel.....	19
1924	Rommel.....	15
1925	Walberg.....	14
1926	Grove.....	13
1927	Grove.....	13
1928	Walberg.....	12
1929	Walberg.....	11
1930	Earnshaw.....	13
1931	Walberg.....	12
1932	Earnshaw.....	13
	Mahaffey.....	13
1933	Walberg.....	13
1934	Cain.....	17
1935	Dietrich.....	13
1936	Rhodes.....	20
1937	Kelley.....	21

1938	Caster.....	20
1939	Ross.....	14
1940	Caster.....	19
1941	Marchildon.....	15
1942	Wolff.....	15
	Harris.....	15
1943	Harris.....	21
1944	Newsom.....	15
1945	Newsom.....	20
1946	Marchildon.....	16
	Knerr.....	16
	Fowler.....	16
1947	Flores.....	13
1948	Marchildon.....	15
1949	Coleman.....	14
1950	Kellner.....	20
1951	Kellner.....	14
1952	Byrd.....	15
	Hooper.....	15
1953	Byrd.....	20
1954	Portocarrero.....	18
1955	Ditmar.....	12
1956	Ditmar.....	22
1957	Garver.....	13
1958	Terry.....	13
1959	Daley.....	13
	Garver.....	13
1960	Daley.....	16
1961	Archer.....	15
1962	Rakow.....	17
1963	Pena.....	20
1964	Segui.....	17
1965	O'Donoghue.....	18
1966	Hunter.....	11
1967	Hunter.....	17
	Nash.....	17
	Krause.....	17
1968	Dobson.....	14
1969	Hunter.....	15
1970	Dobson.....	15
1971	Odum.....	12
1972	Holtzman.....	11
1973	Holtzman.....	13
1974	Holtzman.....	17
1975	Holtzman.....	14
1976	Blue.....	13
1977	Langford.....	19
	Blue.....	19
1978	Keough.....	15
1979	Keough.....	17
1980	Kingman.....	20
1981	Langford.....	10
1982	Keough.....	18
1983	Codiroli.....	12
1984	McCatty.....	14
1985	Codiroli.....	14
1986	Rijo.....	11
1987	Stewart.....	13
1988	Stewart.....	12
1989	Moore.....	11
1990	Moore.....	15
1991	Welch.....	13
1992	Moore.....	12
1993	Witt.....	13
1994	Darling.....	11
1995	Van Poppel.....	8
1996	Johns.....	12

1997	Karsay.....	12
1998	Candiotti.....	16
1999	Haynes.....	12
2000	Appier.....	11
	Heredia.....	11
2001	Hudson.....	9
2002	Lidle.....	10
2003	Zito.....	12
2004	Redman.....	12
2005	Zito.....	13
2006	Haren.....	13
2007	Gaudin.....	13
2008	Smith.....	16
2009	Cahill.....	13
2010	Braden.....	14
2011	Cahill.....	14
2012	Ross.....	11
2013	Griffin.....	10
2014	Gray.....	10
2015	Chavez.....	15
2016	Graveman.....	11
	Gray.....	11
2017	Gossett.....	11
2018	Manaea.....	9
2019	Anderson.....	9
2020	Montas.....	5

**ERA**

1901	Plank.....	3.31
1902	Waddell.....	2.05
1903	Plank.....	2.38
1904	Waddell.....	1.62
1905	Waddell.....	1.48
1906	Waddell.....	2.21
1907	Bender.....	2.05
1908	Coombs.....	2.00
1909	Krause.....	1.39
1910	Coombs.....	1.30
1911	Plank.....	2.10
1912	Plank.....	2.21
1913	Bender.....	2.21
1914	Bender.....	2.26
1915	Wyckoff.....	3.52
1916	Bush.....	2.57
1917	Bush.....	2.47
1918	Perry.....	1.98
1919	Naylor.....	3.34
1920	Rommel.....	2.84
1921	Rommel.....	3.95
1922	Rommel.....	3.28
1923	Rommel.....	3.27
1924	Baumgartner.....	2.88
1925	Gray.....	3.39
1926	Grove.....	2.51
1927	Quinn.....	3.18
1928	Grove.....	2.57
1929	Grove.....	2.82
1930	Grove.....	2.54
1931	Grove.....	2.05
1932	Grove.....	2.84
1933	Grove.....	3.21
1934	Cain.....	4.40
1935	Marcum.....	4.07
1936	Kelley.....	3.87
1937	Smith.....	3.93
1938	Caster.....	4.36
1939	Nelson.....	4.77

1940	Babich.....	3.73
1941	Marchildon.....	3.57
1942	Wolff.....	3.32
1943	Flores.....	3.12
1944	Newsom.....	2.82
1945	Christopher.....	3.17
1946	Flores.....	2.32
1947	Fowler.....	2.81
1948	Fowler.....	3.78
1949	Fowler.....	3.74
1950	Brissie.....	4.02
1951	Shantz.....	3.95
1952	Shantz.....	2.48
1953	Fricano.....	3.88
1954	Portocarrero.....	4.06
1955	Kellner.....	4.20
1956	Gorman.....	3.84
1957	Trucks.....	3.03
1958	Herbert.....	3.50
1959	Daley.....	3.17
1960	Herbert.....	3.27
1961	Archer.....	3.20
1962	Rakow.....	4.25
1963	Drabowsky.....	3.05
1964	Pena.....	4.44
1965	O'Donoghue.....	4.14
1966	Krause.....	2.98
1967	Hunter.....	2.80
1968	Nash.....	2.28
1969	Odum.....	2.92
1970	Segui.....	2.56
1971	Blue.....	1.82
1972	Hunter.....	2.04
1973	Holtzman.....	2.97
1974	Hunter.....	2.49
1975	Blue.....	3.01
1976	Blue.....	2.35
1977	Blue.....	3.83
1978	Keough.....	3.24
1979	McCatty.....	4.22
1980	Norris.....	2.53
1981	McCatty.....	2.32
1982	McCatty.....	3.99
1983	Krueger.....	3.61
1984	Burris.....	3.15
1985	Sutton.....	3.89
1986	Haas.....	2.74
1987	Stewart.....	3.68
1988	Stewart.....	3.23
1989	Moore.....	2.61
1990	Stewart.....	2.56
1991	Moore.....	2.96
1992	Welch.....	3.27
1993	Witt.....	4.29
1994	Ontiveros.....	2.65
1995	Ontiveros.....	4.37
1996	Prieto.....	4.15
1997	Small.....	4.28
1998	Rogers.....	3.17
1999	Hudson.....	3.23
2000	Heredia.....	4.12
2001	Hudson.....	3.37
2002	Zito.....	2.75
2003	Hudson.....	2.70
2004	Hudson.....	3.53
2005	Blanton.....	3.53
2006	Zito.....	3.83

2007	Haren	3.07
2008	Smith	4.16
2009	Anderson	4.06
2010	Cahill	2.97
2011	Gonzalez	3.12
2012	Parker	3.47
2013	Colón	2.65
2014	Gray	3.08
2015	Gray	2.73
2016	Graveman	4.11
2017	Manaea	4.37
2018	Manaea	3.59
2019	Anderson	3.89
2020	Bassitt	2.29

**Games**

1901	Fraser	40
1902	Plank	36
1903	Plank	43
1904	Waddell	46
1905	Waddell	46
1906	Waddell	43
1907	Waddell	44
1908	Vickers	53
1909	Plank	34
	Bender	34
1910	Coombs	45
1911	Coombs	47
1912	Coombs	40
1913	Bender	48
1914	Bush	38
	Shawkey	38
1915	Wyckoff	43
1916	Myers	44
1917	Myers	38
1918	Perry	44
1919	Kinney	44
1920	Perry	42
	Naylor	42
1921	Rommel	46
1922	Rommel	51
1923	Rommel	56
1924	Rommel	43
1925	Walberg	53
1926	Pate	47
1927	Grove	51
1928	Rommel	43
1929	Earnshaw	44
1930	Grove	50
1931	Walberg	44
1932	Grove	44
1933	Grove	45
1934	Cascarella	42
1935	Dietrich	43
1936	Kelley	35
	Rhodes	35
1937	Kelley	41
1938	Smith	43
1939	Dean	54
1940	Heusser	41
1941	Ferrick	36
1942	Marchildon	38
1943	Woff	41
1944	Berry	53
1945	Berry	52
1946	Savage	40

1947	Christopher	44
	Savage	44
1948	Harris	45
1949	Kellner	38
	Scheib	38
1950	Brissie	46
1951	Scheib	46
1952	Hooper	43
1953	Martin	58
1954	Burtschy	38
1955	Gorman	57
1956	Crimian	54
1957	Trucks	48
1958	Gorman	50
1959	Grim	40
1960	Kutyna	51
1961	Kunkel	58
1962	Wyatt	59
1963	Wyatt	63
1964	Wyatt	81
1965	Dickson	68
1966	Aker	66
1967	Aker	57
1968	Aker	54
1969	Lindblad	60
	Fingers	60
1970	Grant	72
1971	Fingers	48
1972	Fingers	65
1973	Fingers	62
1974	Fingers	76
1975	Fingers	75
1976	Fingers	70
1977	Lacey	64
1978	Lacey	74
1979	Heaverlo	62
1980	Lacey	47
1981	Jones	33
1982	Underwood	56
1983	Underwood	51
1984	Caudill	68
1985	Howell	63
1986	Ontiveros	46
1987	Eckersley	54
	Nelson	54
1988	Eckersley	60
1989	Honeycutt	64
1990	Eckersley	63
1991	Eckersley	67
1992	Eckersley	69
1993	Eckersley	64
1994	Eckersley	45
1995	Eckersley	52
1996	Groom	72
	Mohler	72
1997	Groom	78
1998	Groom	75
1999	Groom	76
2000	Tam	72
2001	Tam	70
2002	Koch	84
2003	Bradford	72
	Foulke	72
2004	Bradford	68
2005	Rincon	67
	Street	67
2006	Calero	70

2007	Embree	68
2008	Embree	70
2009	Wuertz	74
2010	Breslow	75
2011	Breslow	67
	Fuentes	67
2012	Balfour	75
2013	Cook	71
2014	Gregerson	72
	Otero	72
2015	Abad	62
2016	Dull	70
2017	Coulombe	72
2018	Petit	74
2019	Petit	80
2020	Petit	26

**Games Started**

1901	Fraser	37
1902	Plank	32
1903	Plank	40
1904	Waddell	46
1905	Plank	41
1906	Waddell	34
1907	Plank	40
1908	Vickers	33
1909	Plank	33
1910	Coombs	38
1911	Coombs	40
1912	Coombs	32
1913	Brown	35
1914	Shawkey	31
1915	Wyckoff	34
1916	Myers	35
1917	Bush	31
1918	Perry	36
1919	Johnson	25
1920	Naylor	36
1921	Rommel	32
1922	Rommel	33
1923	Hasty	36
1924	Rommel	34
1925	Harriss	33
1926	Grove	33
1927	Walberg	34
1928	Grove	31
1929	Grove	37
1930	Earnshaw	39
1931	Walberg	35
1932	Walberg	34
1933	Cain	32
1934	Cain	32
1935	Marcum	27
1936	Rhodes	28
1937	Caster	33
1938	Caster	40
1939	Ross	28
1940	Babich	30
1941	Marchildon	27
1942	Marchildon	31
1943	Flores	27
	Harris	27
1944	Newsom	33
1945	Newsom	34
1946	Marchildon	29
1947	Marchildon	35
1948	Marchildon	30

1949	Coleman	30
1950	Brissie	31
1951	Kellner	29
1952	Shantz	33
	Kellner	33
1953	Byrd	37
1954	Portocarrero	33
1955	Kellner	24
1956	Ditmar	34
1957	Garver	23
1958	Terry	33
1959	Garver	30
1960	Daley	35
1961	Archer	27
1962	Rakow	35
1963	Wickersham	33
1964	Segui	35
1965	Talbot	33
1966	Hunter	25
1967	Hunter	35
1968	Dobson	34
	Hunter	34
1969	Dobson	35
	Hunter	35
1970	Hunter	40
	Dobson	40
1971	Blue	39
1972	Hunter	37
1973	Holtzman	40
1974	Hunter	41
1975	Holtzman	38
	Blue	38
1976	Torrez	39
1977	Blue	38
1978	Keough	32
1979	Langford	29
1980	Langford	33
	Norris	33
1981	Langford	24
1982	Keough	34
1983	Codioli	31
1984	McCatty	30
1985	Codioli	37
1986	Young	27
1987	Stewart	37
1988	Stewart	37
1989	Stewart	36
1990	Stewart	36
1991	Stewart	35
	Welch	35
1992	Moore	36
1993	Witt	33
1994	Darling	25
1995	Stottlemire	31
1996	Wengert	25
1997	Karsay	24
1998	Rogers	34
1999	Heredia	33
2000	Heredia	32
	Hudson	32
2001	Hudson	35
	Zito	35
2002	Zito	35
2003	Zito	35
2004	Zito	34
2005	Zito	35

2006 Haren.....	34	1919 Naylor .....	17	1958 Garver .....	10	1995 Ontiveros .....	2
Zito.....	34	1920 Perry.....	20	1959 Daley .....	12	Stottlemire .....	2
2007 Blanton .....	34	Naylor .....	20	1960 Herbert .....	14	1996 Prieto .....	2
Gaudin.....	34	1921 Rommel.....	20	1961 Archer .....	9	1997 Oquist .....	1
Haren.....	34	1922 Rommel.....	22	1962 Rakow .....	11	Wengert .....	1
2008 Smith .....	32	1923 Rommel.....	19	1963 Drabowsky.....	9	1998 Rogers .....	7
2009 Cahill .....	32	1924 Rommel.....	21	Pena .....	9	1999 Rogers .....	3
2010 Gonzalez.....	33	1925 Harris.....	15	1964 Pena .....	5	2000 Heredia .....	2
2011 Cahill .....	34	1926 Grove .....	20	1965 Segui .....	5	Hudson .....	2
2012 Milone .....	31	1927 Walberg.....	15	1966 Nash .....	5	2001 Mulder.....	6
2013 Griffin.....	32	1928 Grove .....	24	1967 Hunter.....	13	2002 Hudson .....	4
Parker.....	32	1929 Grove .....	21	1968 Nash .....	12	2003 Mulder.....	9
2014 Gray .....	33	1930 Grove .....	22	1969 Dobson.....	11	2004 Mulder.....	5
2015 Gray .....	31	1931 Grove.....	27	1970 Dobson .....	13	2005 Haren.....	3
2016 Graveman.....	31	1932 Grove.....	27	1971 Blue.....	24	2006 Haren.....	2
2017 Manaea.....	29	1933 Grove.....	21	1972 Holtzman.....	16	Loaiza .....	2
2018 Manaea.....	27	1934 Marcum.....	17	Hunter.....	16	2007 Blanton .....	3
2019 Fiers.....	33	1935 Marcum.....	19	1973 Holtzman.....	16	2008 Smith .....	2
2020 four players tied ..	11	1936 Kelley.....	20	1974 Hunter.....	23	2009 Anderson.....	1
		1937 Caster.....	19	1975 Holtzman.....	13	Tomko .....	1
		1938 Caster.....	20	Blue.....	13	2010 Braden.....	5
<b>Complete Games</b>		1939 Nelson .....	12	1976 Blue.....	20	2011 McCarthy .....	5
1901 Fraser.....	35	1940 Babich.....	16	1977 Blue.....	16	2012 Milone .....	1
1902 Plank .....	31	1941 Marchildon.....	14	1978 Johnson.....	7	2013 Colón .....	3
1903 Waddell.....	34	1942 Marchildon.....	18	1979 Langford.....	14	2014 Gray .....	2
1904 Waddell.....	39	1943 Harris.....	15	1980 Langford.....	28	Kazmir .....	2
1905 Plank .....	35	1944 Newsom .....	18	1981 Langford.....	18	Samardzija.....	2
1906 Bender.....	24	1945 Christopher.....	17	1982 Langford.....	15	2015 Gray .....	3
1907 Plank .....	33	1946 Marchildon.....	16	1983 Codiroli .....	7	2016 Graveman.....	2
1908 Vickers.....	21	1947 Marchildon.....	21	1984 Burris.....	5	2017 Mengden.....	1
Plank .....	21	1948 Fowler .....	16	1985 Codiroli .....	4	2018 Manaea.....	1
1909 Plank .....	24	1949 Kellner .....	19	1986 Andujar.....	7	Mengden.....	1
Bender.....	24	1950 Kellner.....	15	1987 Stewart .....	8	2019 Fiers .....	1
1910 Coombs.....	35	Brissie.....	15	1988 Stewart.....	14	2020 Minor.....	1
1911 Coombs.....	26	1951 Shantz .....	13	1989 Stewart.....	8		
1912 Plank .....	24	1952 Shantz .....	27	1990 Stewart.....	11	<b>Saves</b>	
1913 Plank .....	18	1953 Kellner.....	14	1991 Welch.....	7	1969 Fingers.....	12
1914 Shawkey.....	18	1954 Portocarrero.....	16	1992 Darling.....	4	1970 Grant .....	24
1915 Wyckoff.....	20	1955 Ditmar.....	7	1993 Witt .....	5	1971 Fingers.....	17
1916 Myers.....	31	1956 Ditmar.....	14	1994 Witt .....	5	1972 Fingers.....	21
1917 Bush.....	17	1957 Garver .....	6			1973 Fingers.....	22
1918 Perry.....	30						

## OAKLAND 20-GAME WINNERS

Pitcher	Year	Record	Pct.	ERA	IP
Vida Blue	1971	24-8	.750	*1.82	312.0
Jim Hunter	1971	21-11	.656	2.96	274.0
Jim Hunter	1972	21-7	*.750	2.04	295.0
Vida Blue	1973	20-9	.690	3.20	263.2
Ken Holtzman	1973	21-13	.618	2.97	297.1
Jim Hunter	1973	21-5	*.808	3.34	256.0
Jim Hunter	1974	*25-12	.676	*2.49	318.0
Vida Blue	1975	22-11	.667	3.01	270.0
Mike Norris	1980	22-9	.710	2.63	284.0
Dave Stewart	1987	**20-13	.606	3.68	261.1
Dave Stewart	1988	21-12	.636	3.23	**275.2
Dave Stewart	1989	21-9	.700	3.32	257.2
Bob Welch	1990	*27-6	*.818	2.95	238.0
Dave Stewart	1990	22-11	.667	2.56	*267.0
Tim Hudson	2000	**20-6	*.769	4.14	202.1
Mark Mulder	2001	*21-8	.724	3.45	229.1
Barry Zito	2002	*23-5	.821	2.75	229.1

\* Led league

\*\* Tied for league lead

1974	Fingers.....	18
1975	Fingers.....	24
1976	Fingers.....	20
1977	Bair.....	7
	Lacey.....	7
1978	Sosa.....	14
1979	Heaverlo.....	9
1980	Lacey.....	6
1981	Beard.....	3
	Jones.....	3
1982	Beard.....	11
1983	Beard.....	10
1984	Caudill.....	36
1985	Howell.....	29
1986	Howell.....	16
1987	Eckersley.....	16
	Howell.....	16
<b>1988</b>	<b>Eckersley.....</b>	<b>45</b>
1989	Eckersley.....	33
1990	Eckersley.....	48
1991	Eckersley.....	43
<b>1992</b>	<b>Eckersley.....</b>	<b>51</b>
1993	Eckersley.....	36
1994	Eckersley.....	19
1995	Eckersley.....	29
1996	Taylor.....	17
1997	Taylor.....	23
1998	Taylor.....	33
1999	Taylor.....	26
2000	Isringhausen.....	33
2001	Isringhausen.....	34
2002	Koch.....	44
<b>2003</b>	<b>Foulke.....</b>	<b>43</b>
2004	Dotel.....	22
2005	Street.....	23
2006	Street.....	37
2007	Embree.....	17
2008	Street.....	18
2009	Bailey.....	26
2010	Bailey.....	25
2011	Bailey.....	24
2012	Balfour.....	24
2013	Balfour.....	38
2014	Doolittle.....	22
2015	Clippard.....	17
2016	Madson.....	30
2017	Casilla.....	16
2018	Treinen.....	38
2019	Hendriks.....	25
2020	Hendriks.....	14
<b>Innings Pitched</b>		
1901	Fraser.....	331
1902	Plank.....	300
1903	Plank.....	336
1904	Waddell.....	383
1905	Plank.....	347
1906	Waddell.....	273
1907	Plank.....	344
1908	Vickers.....	300
1909	Plank.....	275
1910	Coombs.....	353
1911	Coombs.....	337
1912	Coombs.....	262
1913	Bender.....	237
1914	Shawkey.....	237
1915	Wyckoff.....	276

1916	Myers.....	315
1917	Bush.....	233
<b>1918</b>	<b>Perry.....</b>	<b>332</b>
1919	Naylor.....	205
1920	Perry.....	264
1921	Rommel.....	285
1922	Rommel.....	294
1923	Rommel.....	298
1924	Rommel.....	278
1925	Rommel.....	261
1926	Grove.....	258
1927	Grove.....	262
1928	Grove.....	262
1929	Grove.....	275
1930	Earnshaw.....	296
<b>1931</b>	<b>Walberg.....</b>	<b>291</b>
1932	Grove.....	292
1933	Grove.....	275
1934	Marcum.....	232
1935	Marcum.....	243
1936	Kelley.....	235
1937	Caster.....	232
1938	Caster.....	281
1939	Nelson.....	198
1940	Babich.....	229
1941	Marchildon.....	204
1942	Marchildon.....	244
1943	Flores.....	231
1944	Newsom.....	265
1945	Newsom.....	257
1946	Marchildon.....	227
1947	Marchildon.....	277
1948	Marchildon.....	226
1949	Kellner.....	245
1950	Brissie.....	246
1951	Kellner.....	210
1952	Shantz.....	280
1953	Byrd.....	237
1954	Portocarrero.....	248
1955	Ditmar.....	175
1956	Ditmar.....	254
1957	Garver.....	145
1958	Terry.....	217
1959	Daley.....	216
1960	Herbert.....	253
1961	Archer.....	205
1962	Rakow.....	235
1963	Wickersham.....	238
1964	Pena.....	219
1965	Talbot.....	198
1966	Krausse.....	178
1967	Hunter.....	260
1968	Hunter.....	234
1969	Hunter.....	247
1970	Dobson.....	267
1971	Blue.....	213
1972	Hunter.....	295
1973	Holtzman.....	297
1974	Hunter.....	318
1975	Blue.....	278
1976	Blue.....	298
1977	Blue.....	279.2
1978	Keough.....	197.1
1979	Langford.....	219.0
<b>1980</b>	<b>Langford.....</b>	<b>290.0</b>
1981	Langford.....	195.1
1982	Langford.....	237.1

1983	Codioli.....	205.2
1984	Burris.....	211.2
1985	Codioli.....	226.0
1986	Young.....	198.0
1987	Stewart.....	261.1
<b>1988</b>	<b>Stewart.....</b>	<b>275.2</b>
1989	Stewart.....	257.2
<b>1990</b>	<b>Stewart.....</b>	<b>267.0</b>
1991	Stewart.....	226.0
1992	Moore.....	223.0
1993	Witt.....	220.0
1994	Darling.....	160.0
1995	Stottlemire.....	209.2
1996	Wengert.....	161.1
1997	Wengert.....	134.0
1998	Rogers.....	238.2
1999	Heredia.....	200.1
2000	Hudson.....	202.1
2001	Hudson.....	235.0
2002	Hudson.....	238.1
2003	Hudson.....	240.0
2004	Mulder.....	225.2
2005	Zito.....	228.1
2006	Haren.....	223.0
2007	Blanton.....	230.0
2008	Smith.....	190.1
2009	Cahill.....	178.2
2010	Gonzalez.....	200.2
2011	Cahill.....	207.2
2012	Milone.....	190.0
2013	Griffin.....	200.0
2014	Gray.....	219.0
2015	Gray.....	208.0
2016	Graveman.....	186.0
2017	Manaea.....	158.2
2018	Manaea.....	160.2
2019	Fiers.....	184.2
2020	Bassitt.....	63.0
<b>Strikeouts</b>		
1901	Fraser.....	110
<b>1902</b>	<b>Waddell.....</b>	<b>210</b>
<b>1903</b>	<b>Waddell.....</b>	<b>302</b>
<b>1904</b>	<b>Waddell.....</b>	<b>349</b>
<b>1905</b>	<b>Waddell.....</b>	<b>287</b>
<b>1906</b>	<b>Waddell.....</b>	<b>196</b>
<b>1907</b>	<b>Waddell.....</b>	<b>232</b>
1908	Dygart.....	164
1909	Bender.....	161
1910	Coombs.....	224
1911	Coombs.....	185
1912	Coombs.....	120
1913	Plank.....	151
1914	Plank.....	110
1915	Wyckoff.....	157
1916	Myers.....	182
1917	Bush.....	121
1918	Perry.....	81
1919	Kinney.....	97
1920	Naylor.....	90
1921	Harriss.....	92
1922	Harriss.....	102
1923	Harriss.....	89
1924	Rommel.....	72
<b>1925</b>	<b>Grove.....</b>	<b>116</b>
<b>1926</b>	<b>Grove.....</b>	<b>194</b>
<b>1927</b>	<b>Grove.....</b>	<b>174</b>

<b>1928</b>	<b>Grove.....</b>	<b>183</b>
<b>1929</b>	<b>Grove.....</b>	<b>170</b>
<b>1930</b>	<b>Grove.....</b>	<b>209</b>
<b>1931</b>	<b>Grove.....</b>	<b>175</b>
1932	Grove.....	188
1933	Grove.....	114
1934	Marcum.....	92
1935	Marcum.....	99
1936	Kelley.....	82
1937	Caster.....	100
1938	Caster.....	112
1939	Nelson.....	75
1940	Babich.....	94
1941	Marchildon.....	74
1942	Marchildon.....	110
1943	Flores.....	113
1944	Newsom.....	142
1945	Newsom.....	127
1946	Marchildon.....	95
1947	Marchildon.....	128
1948	Brissie.....	127
1949	Brissie.....	118
1950	Brissie.....	101
1951	Kellner.....	94
1952	Shantz.....	152
1953	Byrd.....	122
1954	Portocarrero.....	132
1955	Ditmar.....	79
1956	Ditmar.....	126
1957	Terry.....	80
1958	Terry.....	134
1959	Daley.....	125
1960	Daley.....	126
1961	Archer.....	110
1962	Rakow.....	159
1963	Pena.....	128
1964	Pena.....	184
1965	Segui.....	119
1966	Hunter.....	103
1967	Hunter.....	196
1968	Hunter.....	172
1969	Odom.....	150
	Hunter.....	150
1970	Hunter.....	178
1971	Blue.....	301
1972	Hunter.....	191
1973	Blue.....	158
1974	Blue.....	174
1975	Blue.....	189
1976	Blue.....	166
1977	Blue.....	157
1978	Keough.....	108
1979	Langford.....	101
1980	Norris.....	180
1981	McCatty.....	91
1982	Norris.....	83
1983	Conroy.....	112
1984	Burris.....	93
1985	Codioli.....	111
1986	Rijo.....	176
1987	Stewart.....	205
1988	Stewart.....	192
1989	Moore.....	172
1990	Stewart.....	166
1991	Moore.....	153
1992	Stewart.....	130
1993	Witt.....	131



1994 Witt ..... 111	1909 Coombs ..... 73	1948 Marchildon..... 131	1986 Rijo ..... 108
1995 Stottlemire ... 205	<b>1910 Morgan ..... 117</b>	1949 Kellner ..... 129	1987 Stewart ..... 105
1996 Reyes ..... 78	1911 Coombs ..... 119	1950 Brissie..... 117	1988 Stewart ..... 110
1997 Karsay ..... 92	1912 Coombs ..... 94	1951 Kellner ..... 93	1989 Moore ..... 83
1998 Rogers ..... 138	1913 Houck ..... 122	1952 Byrd ..... 98	1990 Moore ..... 84
1999 Hudson ..... 132	1914 Wyckoff..... 103	1953 Byrd ..... 115	1991 Moore ..... 105
2000 Hudson ..... 169	<b>1915 Wyckoff..... 165</b>	1954 Portocarrero... 114	Stewart ..... 105
2001 Zito ..... 205	<b>1916 Myers..... 168</b>	1955 Ditmar ..... 86	1992 Moore ..... 103
2002 Zito ..... 182	1917 Bush ..... 111	1956 Ditmar ..... 108	1993 Witt ..... 91
2003 Hudson ..... 162	1918 Perry ..... 111	1957 Trucks ..... 62	<b>1994 Van Poppel ..... 89</b>
2004 Harden ..... 167	1919 Kinney ..... 91	1958 Carver ..... 66	1995 Stottlemire ..... 80
2005 Zito ..... 171	1920 Naylor ..... 86	1959 Daley ..... 62	1996 Johns ..... 69
2006 Haren ..... 176	1921 Moore ..... 122	Herbert ..... 62	1997 Prieto ..... 70
2007 Haren ..... 192	1922 Harris ..... 94	1960 Daley ..... 96	1998 Haynes..... 88
2008 Eveland ..... 118	1923 Rommel ..... 108	1961 Walker ..... 96	1999 Haynes..... 80
2009 Anderson..... 150	1924 Rommel ..... 94	1962 Pfister..... 106	2000 Appier ..... 102
2010 Gonzalez..... 171	<b>1925 Grove ..... 131</b>	1963 Wickersham..... 79	2001 Zito ..... 80
2011 Gonzalez..... 197	1926 Grove ..... 101	1964 Segui ..... 94	2002 Zito ..... 78
2012 Parker..... 140	1927 Walberg ..... 91	1965 Talbot..... 86	2003 Zito ..... 88
2013 Griffin..... 171	1928 Earnshaw ..... 100	1966 Hunter ..... 64	2004 Mulder..... 83
2014 Gray ..... 183	<b>1929 Earnshaw ..... 125</b>	1967 Nash..... 87	2005 Zito ..... 89
2015 Gray ..... 169	1930 Earnshaw ..... 139	1968 Odom..... 98	2006 Zito ..... 99
2016 Manaea..... 124	1931 Walberg..... 109	1969 Odom ..... 112	2007 Gaudin..... 100
2017 Manaea..... 140	1932 Walberg..... 103	1970 Odom..... 100	2008 Smith..... 87
2018 Manaea..... 108	1933 Cain ..... 137	1971 Blue..... 88	2009 Cahill ..... 72
2019 Bassitt ..... 141	1934 Cain ..... 128	1972 Odom..... 87	2010 Gonzalez..... 92
2020 Montas ..... 60	1935 Dietrich ..... 101	1973 Blue..... 105	<b>2011 Gonzalez..... 91</b>
	1936 Rhodes..... 102	1974 Blue..... 98	2012 Parker..... 63
<b>Walks</b>	1937 Caster..... 107	1975 Holtzman ..... 108	2013 Parker..... 63
<b>1901 Fraser..... 132</b>	1938 Caster..... 117	1976 Torrez..... 87	2014 Gray ..... 74
1902 Husting ..... 91	1939 Ross..... 95	1977 Blue..... 86	2015 Gray ..... 59
1903 Waddell ..... 85	1940 Babich ..... 80	1978 Keough ..... 85	2016 Graveman..... 47
1904 Waddell ..... 91	1941 Marchildon..... 118	1979 Norris ..... 94	2017 Manaea..... 55
1905 Waddell ..... 90	<b>1942 Marchildon..... 140</b>	1980 McCatty..... 99	2018 Cahill ..... 41
Bender ..... 90	1943 Black..... 110	1981 Norris ..... 63	2019 Fiers ..... 53
1906 Waddell ..... 92	1944 Newsom ..... 82	1982 Keough ..... 101	2020 Montas ..... 23
1907 Plank ..... 85	1945 Newsom ..... 103	1983 Conroy..... 98	
Dygart ..... 85	1946 Marchildon..... 114	1984 Burris ..... 90	<b>Bold denotes tied or led league</b>
<b>1908 Dygart ..... 97</b>	<b>1947 Marchildon..... 141</b>	1985 Birtsas ..... 91	

## ATHLETICS TRIPLE PLAYS

### Turned (21; Philadelphia 12, Kansas City 1, Oakland 8)

Date	Opponent	Fielders	Batter
Sept. 22, 1906	at St. Louis	Shean to Nichols to Davis	Bobby Wallace
April 28, 1908	vs. Washington	Davis to Murphy to Nichols	Jim Delahanty
July 30, 1909	vs. Cleveland	Collins to Baker to Davis	George Stovall
May 16, 1913	at Cleveland	Barry to Thomas to Baker to Houck to Barry to Collins to Baker to Oldring	Ivy Olson
July 28, 1914	at Detroit	Walsh to Bush to Collins to McInnis to Schang	Bobby Veach
May 10, 1919	at Boston	Dykes to Galloway to Griffin	Eddie Foster
Aug. 5, 1922	at St. Louis	Galloway to Young to Hauser	George Sisler
Aug. 4, 1923	vs. Detroit	Galloway to Scheer to Hauser	Ty Cobb
Sept. 16, 1926	at St. Louis	Gray to Wambsganns to Poole	George Sisler
Sept. 5, 1927	vs. Washington	Boley to Bishop to Dykes	Ossie Bluege
Sept. 25, 1946	vs. Washington	Richmond to Grimes to Astroth to Richmond to Wallaesa	Cecil Travis
May 8, 1948	vs. Chicago	Suder to Joost to Fain	Taffy Wright
Sept. 4, 1966	vs. Boston	Campaneris to Green to Talton to Roof	Tony Conigliaro
May 7, 1979	at Baltimore	Gross to Klutts to Revering	Gary Roenicke
June 19, 1979	vs. Kansas City	Gross to Edwards to Revering	Al Cowens
June 23, 1979	vs. Texas	Gross to Armas to Chalk to Armas	John Grubb
April 27, 1981	vs. California	Picciolo to Revering	Don Baylor
July 18, 1983	vs. Detroit	Peters to Phillips to Almon to Gross	John Wockenfuss
April 7, 1996	vs. Detroit at Las Vegas	Young to Gates to Giambi to Steinbach	Bobby Higginson
May 29, 2000	at New York	Velarde unassisted	Shane Spencer
August 21, 2012	vs. Minnesota	Donaldson to Rosales to Carter	Trevor Plouffe

# ATHLETICS HOME RUN HISTORY

## 25 OR MORE HOME RUNS IN A SEASON

NO.	PLAYER	YEAR	NO.	PLAYER	YEAR	NO.	PLAYER	YEAR
58	Jimmie Foxx	1932	34	Al Simmons	1929	28	Bob Johnson	1935
52	Mark McGwire	1996		Bob Johnson	1934		Jim Gentile	1964
49	Mark McGwire	1987		Rocky Colavito	1964		Tony Armas	1982
48	Jimmie Foxx	1933		Mark McGwire	1997		Rickey Henderson	1990
	Khris Davis	2018		Eric Chavez	2002		Ben Grieve	1999
47	Reggie Jackson	1969		Miguel Tejada	2002	27	Joe Hauser	1924
44	Jimmie Foxx	1934	33	Jimmie Foxx	1929		Gus Zernial	1957
	Jose Canseco	1991		Gus Zernial	1951		Don Mincher	1970
43	Jason Giambi	2000		Dwayne Murphy	1984		Sal Bando	1976
	Khris Davis	2017		Jose Canseco	1986		Dwayne Murphy	1982
42	Gus Zernial	1953		Mark McGwire	1989		Matt Stairs	1997
	Jose Canseco	1988		Jason Giambi	1999		Jason Giambi	1998
	Mark McGwire	1992		Jack Cust	2008		Ben Grieve	2000
	Khris Davis	2016		Marcus Semien	2019		Miguel Tejada	2003
39	Mark McGwire	1990	32	Reggie Jackson	1971		Eric Chavez	2005
	Mark McGwire	1995		Reggie Jackson	1973		Marcus Semien	2016
	Frank Thomas	2006		Mark McGwire	1988		<b>Stephen Piscotty</b>	<b>2018</b>
38	Bob Cerv	1958		Eric Chavez	2001	26	Mike Epstein	1972
	Matt Stairs	1999		Josh Reddick	2012		Gene Tenace	1974
	Jason Giambi	2001	31	Bob Johnson	1940		Matt Stairs	1998
37	Tilly Walker	1922		Sal Bando	1969		Eric Chavez	2000
	Jimmie Foxx	1930		Jose Canseco	1987		Jack Cust	2007
	Jose Canseco	1990		Miguel Tejada	2001		Yoenis Cespedes	2013
36	Al Simmons	1930	30	Jimmie Foxx	1931		<b>Mark Canha</b>	<b>2019</b>
	Jimmie Foxx	1935		Bob Johnson	1938	25	Bob Johnson	1936
	Reggie Jackson	1975		Gus Zernial	1955		Bob Johnson	1937
	Geronimo Berroa	1996		Dave Kingman	1985		Wally Moses	1937
	<b>Matt Chapman</b>	<b>2019</b>		Miguel Tejada	2000		Sam Chapman	1941
	<b>Matt Olson</b>	<b>2019</b>		Brandon Moss	2013		Norm Siebern	1962
35	Al Simmons	1932	29	Gus Zernial	1952		Reggie Jackson	1972
	Tony Armas	1980		Reggie Jackson	1968		Dave Henderson	1991
	Dave Kingman	1984		Sal Bando	1973		Jack Cust	2009
	Dave Kingman	1986		Reggie Jackson	1974		Brandon Moss	2014
	Terry Steinbach	1996		Gene Tenace	1975		Ryon Healy	2017
	John Jaha	1999		Eric Chavez	2003		Matt Joyce	2017
	Nick Swisher	2006		Eric Chavez	2004			
				Josh Willingham	2011			
				Josh Donaldson	2014			
				<b>Matt Olson</b>	<b>2018</b>			

## MILESTONE HOME RUNS

### Franchise

1	Lave Cross	Apr. 30, 1901
1,000	Mickey Cochrane	May 15, 1927
2,000	Jimmie Foxx	June 21, 1935
3,000	Sam Chapman	Sept. 30, 1949
4,000	Hector Lopez	Aug. 17, 1958
5,000	Jim Nash	May 22, 1968
6,000	Gene Tenace	May 25, 1975
7,000	Carney Lansford	July 3, 1983
8,000	Jose Canseco	Sept. 2, 1989
9,000	Mark McGwire	May 28, 1996
10,000	Miguel Tejada	Apr. 14, 2001
11,000	Bobby Kielty	June 15, 2006
12,000	Brandon Moss	June 5, 2013
13,000	Jonathan Lucroy	Aug. 25, 2018

### Oakland

1	Reggie Jackson	Apr. 10, 1968
1,000	Claudell Washington	May 6, 1975
2,000	Rickey Henderson	June 5, 1983
3,000	Dave Parker	Aug. 13, 1989
4,000	Jason Giambi	May 17, 1996
5,000	Jason Giambi	Sept. 24, 2000
6,000	Bobby Crosby	May 31, 2006
7,000	Brandon Moss	May 13, 2013
8,000	Marcus Semien	Aug. 11, 2018

## HOME RUN LEADERS BY POSITION

### Franchise – Career

P	John Odom (1964-75)	12
C	Terry Steinbach (1986-96)	116
1B	Mark McGwire (1986-97)	349
2B	Mark Ellis (2002-11)	84
3B	Eric Chavez (1998-10)	223
SS	Miguel Tejada (1997-03)	156
LF	Bob Johnson (1933-42)	201
CF	Dwayne Murphy (1978-87)	152
RF	Reggie Jackson (1967-75; 87)	225
DH	Dave Kingman (1984-86)	98

### Franchise – Season

P	John Odom (1969)	5
C	Terry Steinbach (1996)	34
1B	Jimmie Foxx (1932)	51
2B	Mark Ellis (2007)	19
3B	<b>Matt Chapman (2019)</b>	<b>36</b>
SS	Miguel Tejada (2002)	34
LF	Gus Zernial (1953)	41
CF	Dwayne Murphy (1984)	33
RF	Reggie Jackson (1969)	45
DH	Khrist Davis (2018)	46

### Oakland – Career

P	John Odom (1968-75)	12
C	Terry Steinbach (1986-96)	116
1B	Mark McGwire (1986-97)	349
2B	Mark Ellis (2002-11)	84
3B	Eric Chavez (1998-10)	223
SS	Miguel Tejada (1997-03)	156
LF	Rickey Henderson (1979-84; 89-95; 98)	156
CF	Dwayne Murphy (1978-87)	152
RF	Reggie Jackson (1968-75; 87)	225
DH	Dave Kingman (1984-86)	98

### Oakland – Season

P	John Odom (1969)	5
C	Terry Steinbach (1996)	34
1B	Mark McGwire (1987)	48
2B	Mark Ellis (2007)	19
3B	<b>Matt Chapman (2019)</b>	<b>36</b>
SS	Miguel Tejada (2002)	34
LF	Khrist Davis (2017)	34
CF	Dwayne Murphy (1984)	33
RF	Reggie Jackson (1969)	45
DH	Khrist Davis (2018)	46

## GRAND SLAM LEADERS

### Franchise – Career

1.	Jimmie Foxx (1925-35)	9
	Sam Chapman (1938-41, 45-51)	9
	Gus Zernial (1951-57)	9
	Mark McGwire (1986-97)	9
5.	Bob Johnson (1933-42)	8
	Terry Steinbach (1986-96)	8
	Jason Giambi (1995-01)	8
8.	Sal Bando (1966-76)	7
	Matt Stairs (1996-00)	7
	Miguel Tejada (1997-03)	7

### Franchise – Season

1.	Jason Giambi (2000)	4
2.	Jimmie Foxx (1932)	3
	Jimmie Foxx (1934)	3
	Bob Johnson (1938)	3
	Gus Zernial (1952)	3
	Gene Tenace (1974)	3
	Dave Kingman (1984)	3
	Ben Grieve (2000)	3
	Miguel Tejada (2001)	3
	Brandon Moss (2014)	3

### Oakland – Career

1.	Mark McGwire (1986-97)	9
2.	Terry Steinbach (1986-96)	8
	Jason Giambi (1995-01; 09)	8
4.	Sal Bando (1968-76)	7
	Matt Stairs (1996-00)	7
	Miguel Tejada (1997-03)	7
7.	Gene Tenace (1969-76)	6
8.	Joe Rudi (1968-76; 82)	5
	Dave Kingman (1984-86)	5
	Eric Chavez (1998-10)	5

### Oakland – Season

1.	Jason Giambi (2000)	4
2.	Gene Tenace (1974)	3
	Dave Kingman (1984)	3
	Ben Grieve (2000)	3
	Miguel Tejada (2001)	3
	Brandon Moss (2014)	3
7.	29 times; last: <b>Matt Olson and Stephen Piscotty (2020)</b>	2

## INSIDE-THE-PARK HOME RUN LEADERS

### Franchise – Career

1.	Danny Murphy (1902-13)	23
2.	Harry Davis (1901-11; 13-17)	11
3.	Topsy Hartsel (1902-11)	11
	Stuffy McInnis (1909-17)	10
5.	Rube Oldring (1906-18)	9

### Franchise – Season

1.	Danny Murphy (1911)	5
2.	four times; last: Danny Murphy (1910)	4

### Oakland – Career

1.	Reggie Jackson (1968-75; 87)	4
2.	18 times	1

### Oakland – Season

1.	Reggie Jackson (1968)	2
2.	20 times; last: Nick Swisher (2006)	1

## PINCH HIT HOME RUN LEADERS

### Franchise – Career

1.	Gus Zernial (1951-57).....	5
	Jeff Burroughs (1982-84).....	5
	Mark McGwire (1986-97).....	5
	Terry Steinbach (1986-96).....	5
	Mike Aldrete (1993-95).....	5
6.	George Alusik (1962-64).....	4
	Matt Stairs (1996-00).....	4
	Olmedo Saenz (1999-02).....	4
	Derek Norris (2012-14).....	4
10.	13 players tied.....	3

### Franchise – Season

1.	Jeff Burroughs (1982).....	4
2.	Allie Clark (1952).....	3
	Kite Thomas (1952).....	3
	Bob Cerv (1957).....	3
	Frank Fernandez (1970).....	3
	Rich McKinney (1977).....	3
	Jeff Newman (1978).....	3
	Derek Norris (2013).....	3
9.	22 times, last: <b>Chad Pinder (2019)</b> .....	2

## LEAD OFF HOME RUN LEADERS

### Franchise – Career

1.	Rickey Henderson (1979-84; 89-95; 98).....	43
2.	Eddie Joost (1947-54).....	19
3.	Coco Crisp (2010-16).....	15
4.	Bert Campaneris (1964-76).....	13
5.	Max Bishop (1924-33).....	9
6.	Marcus Semien (2015-20).....	8
7.	Wally Moses (1935-41; 49-51).....	7
8.	Topsy Hartsel (1902-11).....	6
9.	four players tied.....	5

### Franchise – Season

1.	Rickey Henderson (1993).....	7
2.	Eddie Joost (1948).....	6
	Bert Campaneris (1970).....	6
4.	Rickey Henderson (1990).....	5
	Rickey Henderson (1991).....	5
	Rickey Henderson (1992).....	5
	Coco Crisp (2013).....	5
8.	eight times, last: Marcus Semien (2019).....	4

## GAME ENDING HOME RUN LEADERS

### Franchise – Career

1.	Reggie Jackson (1967-75; 87).....	5
	Rickey Henderson (1979-84; 89-95; 98).....	5
	Matt Stairs (1996-00).....	5
4.	Jimmie Foxx (1925-35).....	4
	Al Simmons (1924-32; 40-41; 44).....	4
	Dwayne Murphy (1978-87).....	4
	Josh Donaldson (2010, 12-14).....	4
	Khrist Davis (2016-20).....	4
9.	17 players tied.....	3

### Franchise – Season

1.	Reggie Jackson (1971).....	3
	Dave Kingman (1986).....	3
	Matt Stairs (1999).....	3
	Josh Donaldson (2014).....	3
5.	13 times, last: <b>Matt Chapman (2019)</b> .....	2

### Oakland – Career

1.	Jeff Burroughs (1982-84).....	5
	Mark McGwire (1986-87).....	5
	Terry Steinbach (1986-96).....	5
	Mike Aldrete (1993-95).....	5
5.	Matt Stairs (1996-00).....	4
	Olmedo Saenz (1999-02).....	4
	Derek Norris (2012-14).....	4
8.	eight players tied.....	3

### Oakland – Season

1.	Jeff Burroughs (1982).....	4
2.	Frank Fernandez (1970).....	3
	Rich McKinney (1977).....	3
	Jeff Newman (1978).....	3
	Derek Norris (2013).....	3
6.	12 times; last: <b>Chad Pinder (2019)</b> .....	2

### Oakland – Career

1.	Rickey Henderson (1979-84; 89-95; 98).....	43
2.	Coco Crisp (2010-16).....	15
3.	Bert Campaneris (1968-76).....	10
4.	Marcus Semien (2015-20).....	8
5.	Mark Kotsay (2004-07).....	5
	Matt Joyce (2017-18).....	5
7.	Eric Byrnes (2000-04).....	4
	Tony Phillips (1982-89; 99).....	4
9.	Scott Brosius (1991-97).....	3
	Mark Ellis (2002-11).....	3

### Oakland – Season

1.	Rickey Henderson (1993).....	7
2.	Bert Campaneris (1970).....	6
3.	Rickey Henderson (1990).....	5
	Rickey Henderson (1991).....	5
	Rickey Henderson (1992).....	5
	Coco Crisp (2013).....	5
7.	five times, last: Marcus Semien (2019).....	4

### Oakland – Career

1.	Reggie Jackson (1968-75; 87).....	5
	Rickey Henderson (1979-84; 89-95; 98).....	5
	Matt Stairs (1996-00).....	5
4.	Dwayne Murphy (1978-87).....	4
	Josh Donaldson (2010, 12-14).....	4
	Khrist Davis (2016-20).....	4
7.	11 players tied.....	3

### Oakland – Season

1.	Reggie Jackson (1971).....	3
	Dave Kingman (1986).....	3
	Matt Stairs (1999).....	3
	Josh Donaldson (2014).....	3
5.	11 times; last: <b>Matt Chapman (2019)</b> .....	2

## ATHLETICS GAMES OF SIX OR MORE HOME RUNS

No.	Opponent	H/A	Date	Hitters
8	California	A	June 27, 1996	Berroa, Brosius 2, Giambi, Herrera, McGwire, Steinbach, Young
7	Cleveland (2)	A	July 6, 1990	Canseco, R. Henderson 2, Lansford, McGwire 2, Quirk
7	Detroit	H	June 3, 1921	Dugan, Dykes 2, Perkins, Walker, Welch 2
6	Houston	A	Sept. 10, 2019	Murphy 2, Olson 2, Davis, Semien
6	Seattle	H	July 17, 2019	Canha 2, Profar 2, Laureano, Pinder
6	Baltimore	H	June 18, 2019	Davis, Grossman, Laureano, Pinder, Piscotty, Taylor
6	Arizona	A	June 17, 2008	Ellis 2, Chavez, Crosby, Davis, Suzuki
6	Kansas City	A	May 10, 2007	Chavez, Cust 2, Johnson 2, Putnam
6	Anaheim	H	Sept. 11, 2003	Byrnes, Chavez 2, Ellis, Hernandez, McMillon
6	Tampa Bay	H	Sept. 9, 2000	Ja. Giambi 2, Grieve, Hernandez, Long, Tejada
6	Cleveland	H	Aug. 24, 1999	Hinch, Jaha 2, Spiezio, Velarde 2
6	Toronto	H	Aug. 18, 1998	Christenson, Giambi, Spiezio 2, Stairs 2
6	Boston	H	Aug. 21, 1997	Bellhorn, Canseco, Giambi, McDonald, Spiezio, Young
6	Minnesota	H	Aug. 3, 1991	Baines, Canseco, D. Henderson 3, McGwire
6	Cleveland	H	July 18, 1980	Armas 2, Essian, Murphy, Page 2

## OPPONENT GAMES OF SIX OR MORE HOME RUNS

No.	Opponent	H/A	Date	Hitters
7	Houston	A	Sept. 9, 2019	Alvarez 2, Chirinos 2, Altuve, Brantley, Bregman
7	Seattle	A	Apr. 11, 1985	Cowens, Bradley, Presley, Thomas 3, Henderson
6	Minnesota	A	May 2, 2017	Dozier 2, Buxton, Castro, Mauer, Sano
6	Baltimore	A	May 8, 2016	Alvarez, Machado 2, Rickard, Schoop, Trumbo
6	Boston	A	Apr. 19, 1994	Vaughn 2, Cooper, Naehring 2, Greenwell
6	Minnesota	H	Aug. 15, 1993	Brito 2, Puckett 2, Harper, Reboulet
6	California	A	Apr. 23, 1985	Jackson 2, Narron, Schofield, Grich, DeCinces
6	Seattle	A	Aug. 2, 1983	Owen, D. Henderson 2, S. Henderson 2, Ramos
6	Detroit	H	Aug. 17, 1969	Northrup, Wert, Tresh, Kaline 2, Stanley

## MOST HOME RUNS, INNING – ATHLETICS

No.	Opponent	H/A	Date	Hitters
4	Chicago	H	Apr. 27, 2002	Hatteberg, Long, Pena, Menechino (3)
4	Tampa Bay	H	Sept. 1, 1999	Tejada, Chavez, Giambi, Jaha (4)
4	Boston	H	Aug. 21, 1997	Giambi, Young, McDonald, Canseco (3)

## MOST HOME RUNS, INNING – OPPONENTS

No.	Opponent	H/A	Date	Hitters
5	Minnesota	A	June 9, 1966	Rollins, Versalles, Oliva, Mincher, Killebrew (7)
4	Seattle	A	Sept. 21, 1996	Rodriguez, Griffey, Martinez, Sorrento (3)
4	Minnesota	A	May 16, 1983	Mitchell, Gaetti, Hatcher, Engle (9)
4	Minnesota	H	May 2, 1964	Oliva, Allison, Hall, Killebrew (11)
4	Boston	H	Aug. 26, 1957	Zauchin, Lepcio, Malzone, Piersall (7)
4	Boston	H	Sept. 24, 1940	Williams, Foxx, Cronin, Tabor (6)

## CONSECUTIVE HOME RUNS - ATHLETICS

No.	Opponent	H/A	Date	Hitters
3	Texas	H	April 15, 2006	Chavez, Thomas, Bradley
3	Kansas City	H	June 23, 2000	Velarde, Ja. Giambi, Grieve
3	Kansas City	A	June 16, 2000	Chavez, Tejada, Hernandez
3	Cleveland	A	July 6, 1990	R. Henderson, Lansford, Canseco
3	Cleveland	A	May 16, 1990	Canseco, McGwire, Hassey
3	Cleveland	A	June 3, 1980	Revering, Page, Armas
3	Kansas City	H	June 19, 1979	Gross, Revering, Heath
3	Minnesota (G1)	H	June 22, 1969	Kubiak, Jackson, Bando
3	New York	H	Aug. 19, 1962	Cimoli, Causey, Bryan
3	St. Louis	A	July 17, 1934	Johnson, Foxx, Higgins
3	Cleveland	H	June 18, 1930	Simmons, Foxx, Miller
3	Washington	H	May 2, 1922	Walker, Perkins, Miller

## CONSECUTIVE HOME RUNS - OPPONENTS

No.	Opponent	H/A	Date	Hitters	Pitchers
4	Minnesota	H	May 2, 1964	Oliva, Allison, Hall, Killebrew	Pfister (3), Handrahan
3	17 times, most recent:				
	Tampa Bay	H	May 29, 2018	Cron, Wendle, Ramos	Gossett
	Los Angeles	H	Sept. 18, 2008	Morales, Napoli, Wood	Foulke
	Seattle	A	Sept. 21, 1996	Rodriguez, Griffey, Martinez	Telgheder
	Kansas City	A	Sept. 28, 1986	Brett, White, Quirk	Stewart
	Toronto	A	Apr. 26, 1984	Upshaw, Bell, Barfield	Warren
	Seattle	A	Aug. 2, 1983	S. Henderson, D. Henderson, Ramos	Krueger (2), Codiroli
	Milwaukee	H	June 5, 1982	Young, Cooper, Oglivie	Beard (2), Owchinko
	Baltimore	A	May 8, 1979	Murray, May, Roenicke	Todd

## MOST HOME RUNS — ATHLETICS

HR	Player	Date
3	Joe Hauser at Cleveland	Aug. 2, 1924
3	Mickey Cochrane at St. Louis	May 21, 1925
3	Jimmie Foxx at Cleveland	July 10, 1932
3	Al Simmons vs. Detroit	July 15, 1932
3	Jimmie Foxx vs. New York	June 8, 1933
3	Ed Coleman vs. Chicago	Aug. 17, 1934
3	Pinky Higgins vs. Boston	June 27, 1935
3	Sam Chapman vs. Boston	Aug. 15, 1946
3	Hector Lopez vs. Washington	June 26, 1958
3	Preston Ward vs. Baltimore	Sept. 9, 1958
3	Bob Cerv vs. Boston	Aug. 20, 1959
3	Manny Jimenez at Baltimore	July 4, 1964
3	Reggie Jackson vs. Seattle	July 2, 1969
3	Dave Kingman at Seattle	April 16, 1984

HR	Player	Date
3	Mark McGwire at Cleveland	June 27, 1987
3	Jose Canseco at Toronto	July 3, 1988
3	Harold Baines vs. Baltimore	May 7, 1991
3	Dave Henderson vs. Minnesota	Aug. 3, 1991
3	Mark McGwire at Boston	June 11, 1995
3	Ernie Young vs. Minnesota	May 10, 1996
3	Geronimo Berroa at New York	May 22, 1996
3	Geronimo Berroa vs. Minnesota	Aug. 12, 1996
3	Miguel Tejada vs. Los Angeles	June 11, 1999
3	Miguel Tejada at Texas	June 30, 2001
3	Erubiel Durazo at Baltimore	Aug. 18, 2004
3	Josh Reddick at Toronto	Aug. 9, 2013
3	Danny Valencia at Tampa Bay	May 15, 2016
3	Khris Davis vs. Texas	May 17, 2016

## MOST HOME RUNS — OPPONENTS

HR	Player	Date
4	Lou Gehrig, New York (AL)	June 3, 1932
4	Pat Seerey, Chicago (AL)	July 18, 1948 (G#1)
3	Babe Ruth, New York (AL)	May 21, 1930 (G#1)
3	Lou Gehrig, New York (AL)	May 22, 1930 (G#2)
3	Goose Goslin, St. Louis	Aug. 19, 1930
3	Tony Lazzeri, New York (AL)	May 24, 1936
3	Merv Connors, Chicago (AL)	Sept. 17, 1938 (G#2)
3	Jim Tabor, Boston	July 4, 1939 (G#2)
3	Al Rosen, Cleveland	April 29, 1952
3	Al Kaline, Detroit	April 17, 1955
3	Lee Thomas, Los Angeles	Sept. 5, 1961 (G#2)

HR	Player	Date
3	Jim King, Washington	June 8, 1964
3	Jim Rice, Boston	Aug. 29, 1977
3	Larry Herndon, Detroit	May 18, 1982
3	Gorman Thomas, Seattle	April 11, 1985
3	Danny Tartabull, Kansas City	July 6, 1991
3	Jack Clark, Boston	July 31, 1991
3	Manny Ramirez, Cleveland	Aug. 25, 1999
3	Juan Gonzalez, Texas	Sept. 24, 1999
3	John Buck, Toronto	April 29, 2010
3	Miguel Cabrera, Detroit	May 28, 2010
3	Jarrett Parker, San Francisco	Sept. 26, 2015

## HOME RUN IN FIRST GAME WITH THE OAKLAND A'S

Player	Opponent (Date)
*Joe Keough	at New York (Aug. 7, 1968) (G2)
Don Mincher	at Kansas City (April 7, 1970)
*Don Baylor	at California (April 9, 1976)
Earl Williams	Minnesota (April 9, 1977)
Mike Heath	Kansas City (June 19, 1979)
*Terry Steinbach	at Cleveland (Sept. 12, 1986)
*Dave Henderson	Seattle (April 4, 1988)
Scott Brosius	Seattle (Aug. 7, 1991)
*Tilson Brito	Milwaukee (Aug. 10, 1997) (G2)
Ed Sprague, Jr.	Cleveland (Aug. 2, 1998)
Tom Wilson	Chicago-AL (May 19, 2001)
David Justice	Texas (April 1, 2002)
*Erubiel Durazo	Seattle (April 1, 2003)
*Jay Payton	Texas (July 15, 2005)
*Frank Thomas	New York (April 3, 2006)

Player	Opponent (Date)
Jack Cust	at Tampa Bay (May 6, 2007)
*Adam Rosales	at Los Angeles-AL (April 11, 2010)
*Josh Willingham	Seattle (April 5, 2011)
Jonny Gomes	vs. Seattle at Tokyo (March 29, 2012)
Chris Young	Seattle (April 3, 2013)
*Adam Dunn	Seattle (Sept. 1, 2014)
*Ben Zobrist	Texas (April 6, 2015)
Brett Eibner	Chicago-NL (Aug. 5, 2016)
Franklin Barreto	at Chicago-AL (June 24, 2017)
Chris Herrmann	Minnesota (July 2, 2019)
<b>Sean Murphy</b>	<b>Los Angeles-AL (Sept. 4, 2019)</b>
Jake Lamb	at Seattle (Sept. 14, 2020)

\*indicates players who homered in their first at bat.

## COLISEUM HOME RUNS

Since its opening in 1968 a total of 7,588 Major League home runs have been hit in the Coliseum during the regular season, an average of 143.2 per year.

### COLISEUM CAREER HOME RUN LEADERS

Player	No.
Mark McGwire	166
Reggie Jackson	146*
Jose Canseco	122*
Eric Chavez	115
Jason Giambi	115*
Sal Bando	90
Miguel Tejada	83
Rickey Henderson	82*
Khris Davis	77
Dwayne Murphy	67
Matt Stairs	67*

\* Home Runs hit while non-Athletic (included in individual total):  
Canseco (8), Giambi (6), Henderson (3), Jackson (13), Stairs (3)

### NON-A'S COLISEUM CAREER HOME RUN LEADERS

Player	No.
Alex Rodriguez	21
Mark Teixeira	20
Rafael Palmeiro	20
Mike Trout	19
Jay Buhner	18
Carlton Fisk	18
Brian Downing	17
Juan Gonzalez	17
seven players tied	16

## ATHLETICS STREAKS

### CONSECUTIVE WINS

#### Overall

20	August 13-September 4, 2002
17	May 5-25, 1931
15	May 27-June 10, 1913
14	April 23-May 9, 1988
13	July 15-25, 1931
13	April 30-May 18, 1910
12	July 11-27, 1914
11	May 16-27, 2019
11	August 2-12, 2001
11	April 9-19, 1981
11	July 19-30, 1959
11	May 17-26, 1929
11	May 5-19, 1906
10	eight times, last: June 8-18, 2006

#### Home

22	July 15-August 31, 1931
20*	August 25, 2001-April 3, 2002
15	August 20-September 20, 1902
13	May 26-June 25, 1930
13	May 27-June 10, 1913
12	August 13-September 14, 2002
12	May 2-18, 1910
11	May 17-June 13, 2013
10	six times, last: Aug. 11-Sept. 1, 2006

\*streak includes final 17 games of 2001  
and first three games of 2002

#### Road

14	May 3-30, 1931
12	August 24-September 12, 2012
12	July 31-August 15, 1971
11	April 9-26, 1981
10	August 19-28, 2002
10	July 25-August 2, 1928
10	*September 22, 1912-May 8, 1913
9	five times, last: Sept. 24, 1989-April 26, 1990

\*streak includes final two games of 1912  
and first eight games of 1913

### CONSECUTIVE LOSSES

#### Overall

20	August 7-24, 1943
20	July 21-August 8, 1916
18	June 8-27, 1920
15	June 27-July 14, 1937
14	July 29-August 12, 1977
14	June 19-July 3, 1945
13	August 26-September 10, 1959
13	August 27-September 10, 1935
12	seven times, last: September 22, 1995-April 4, 1996

#### Home

13	May 27-July 6, 1920
12	July 29-August 21, 1977
12	August 15-30, 1942
12	May 24-June 24, 1937
12	June 22-July 11, 1916
11	Sept. 19, 1978-April 15, 1979
11	July 6-21, 1955
11	August 7-September 6, 1915
10	seven times, last: July 10-20, 1954

#### Road

22	July 11-August 24, 1943
20	June 27-August 8, 1916
19	May 20-July 3, 1945
18	June 8-27, 1920
15	May 24-June 23, 1986
15	August 5-September 10, 1959
14	June 29-July 30, 1938
13	five times, last: May 31-June 30, 1979

## INDIVIDUAL

### Hitting

- 29 Bill Lamar, May 30-June 29, 1925
- 28 Bing Miller, May 30-June 27, 1929
- 27 Al Simmons, April 24-May 30, 1931
- 27 Socks Seybold, July 19-Aug. 14, 1901
- 26 Bob Johnson, July 27-Aug. 18, 1938
- 25 Jason Giambi, May 12-June 23, 1997
- 24 Miguel Tejada, July 11-Aug. 4, 2002
- 24 Carney Lansford, July 27-Aug. 21, 1984
- 24 Ferris Fain, June 15-July 12, 1952
- 23 Jimmy Dykes, Sept. 15, 1925-April 21, 1926
- 23 Al Simmons, May 12-June 4, 1925

### Winning

- 16 Lefty Grove, June 8-Aug. 19, 1931
- 14 Lefty Grove, July 2-Sept. 7, 1928
- 14 Chief Bender, May 29-Sept. 7, 1914
- 13 Jim Hunter, June 2-Sept. 5, 1973
- 12 Mike Fiers, May 7-Aug. 27, 2019
- 12 George Earnshaw, May 1-June 21, 1931
- 11 Mark Mulder, May 9-July 18, 2004
- 11 Bobby Shantz, April 30-June 19, 1952
- 11 Lefty Grove, May 2-June 13, 1932
- 11 Chief Bender, April 24-June 13, 1913
- 11 Eddie Plank, July 3-Sept. 1, 1911
- 11 Jack Coombs, Aug. 16-Sept. 25, 1910

### Scoreless

- 53.0 Jack Coombs, Sept. 5-25, 1910
- 43.2 Rube Waddell, Aug. 22-Sept. 5, 1905
- 39.0 Brad Ziegler, May 31-Aug. 14, 2008
- 37.0 Mike Torres, Aug. 29-Sept. 11, 1976
- 34.0 Chief Bender, May 27-June 13, 1913
- 34.0 Chief Bender, July 25-Aug. 7, 1911
- 34.0 Harry Krause, June 23-July 8, 1909
- 32.1 Paul Lindblad, May 31-July 9, 1975
- 32.0 Cory Lidle, August 4-26, 2002
- 32.0 Rube Waddell, April 21-May 5, 1904

## OAKLAND ATHLETICS STREAKS

### CONSECUTIVE WINS

#### Overall

- 20 August 13-September 4, 2002
- 14 April 23-May 9, 1988
- 11 May 16-27, 2019
- 11 August 2-12, 2001
- 11 April 9-19, 1981
- 10 June 8-18, 2006
- 10 August 23-September 2, 2003
- 10 September 8-18, 1992
- 9 eight times, last: August 1-9, 2020

#### Home

- 20\* August 25, 2001-April 3, 2002
- 12 August 13-September 14, 2002
- 11 May 17-June 13, 2013
- 10 August 11-September 1, 2006
- 10 April 11-May 3, 1991
- 9 seven times, last: August 4-21, 2020

*\*streak includes final 17 games of 2001 and first three games of 2002*

#### Road

- 12 August 24-September 12, 2012
- 12 July 31-August 15, 1971
- 11 April 9-26, 1981
- 10 August 19-28, 2002
- 9 Sept. 24, 1989-April 26, 1990
- 9 April 23-May 3, 1988
- 8 seven times, last: May 16-June 4, 2019

### CONSECUTIVE LOSSES

#### Overall

- 14 July 29-August 12, 1977
- 12\* Sept. 22, 1995-April 4, 1996
- 12 April 19-30, 1994
- 11 June 8-18, 1978
- 10 May 30-June 9, 2011
- 10 July 28-August 7, 2008
- 9 seven times, last: May 22-June 1, 2012

*\*streak includes final nine games of 1995 and first three games of 1996*

#### Home

- 12 July 29-August 21, 1977
- 11 Sept. 19, 1978-April 15, 1979
- 9 June 4-20, 1982
- 8 June 23-July 9, 1979
- 8 May 3-22, 1994
- 8 April 8-May 1, 2001
- 8 September 9-24, 2016
- 8 June 19-July 3, 2017
- 7 four times, last: August 20-September 6, 1978

#### Road

- 15 May 24-June 23, 1986
- 13 May 31-June 30, 1979
- 12\* September 5, 1995-April 9, 1996
- 11 May 21-June 9, 2005
- 10 May 14-30, 1981
- 10 April 19-May 6, 1994
- 9 seven times, last: May 24-June 11, 2016

*\*streak includes final 11 games of 1995 and first game of 1996*

## INDIVIDUAL

### Hitting

- 25 Jason Giambi, May 12-June 23, 1997
- 24 Miguel Tejada, July 11-Aug. 4, 2002
- 24 Carney Lansford, July 27-Aug. 21, 1984
- 22 Eric Byrnes, May 8-June 1, 2003
- 19 Jason Giambi, April 7-30, 1996
- 19 Carney Lansford, Aug. 3-23, 1989
- 19 Carney Lansford, July 9-30, 1983
- 18 Jason Giambi, July 23-Aug. 10, 1999
- 18 Scott Spiezio, May 21-June 9, 1998
- 18 Mark McGwire, May 3-21, 1995

### Winning

- 13 Jim Hunter, June 2-Sept. 5, 1973
- 12 Mike Fiers, May 7-Aug. 27, 2019
- 11 Mark Mulder, May 9-July 18, 2004
- 10 Dan Haren, April 18-July 1, 2007
- 10 Barry Zito, Aug. 13, 2002-April 8, 2003
- 10 Bob Welch, May 11-June 30, 1990
- 10 Storm Davis, July 8-Sept. 5, 1988
- 10 Vida Blue, April 9-May 23, 1971
- 9 12 times, last: Jarrod Parker, May 28-Sept. 4, 2013

### Scoreless

- 39.0 Brad Ziegler, May 31-Aug. 14, 2008
- 37.0 Mike Torres, Aug. 29-Sept. 11, 1976
- 32.1 Paul Lindblad, May 31-July 9, 1975
- 32.0 Cory Lidle, Aug. 4-26, 2002
- 29.2 Rollie Fingers, May 29-July 15, 1971
- 29.1 Vida Blue, Sept. 10-23, 1973
- 28.0 Vida Blue, July 4-21, 1971
- 28.0 Bobby Witt, June 23-July 8, 1994
- 27.0 Catfish Hunter, May 17-29, 1973



# ATHLETICS LOW-HIT GAMES

## ATHLETICS NO-HITTERS (13 NINE INNINGS; 3 LESS THAN 9)

Date	Pitchers	Opponent	Score
July 22, 1905	Weldon Henley	at St. Louis (1st game)	6-0
Aug. 15, 1905	Rube Waddell	vs. St. Louis*	2-0
Aug. 29, 1906	Jimmy Dygert & Rube Waddell	vs. Chicago*	4-3
Oct. 5, 1907	Rube Vickers	at Washington (2nd game, Perfect Game)*	4-0
May 12, 1910	Chief Bender	vs. Cleveland	4-0
Aug. 26, 1916	Joe Bush	vs. Cleveland	5-0
Sept. 9, 1945	Dick Fowler	vs. St. Louis (2nd game)	1-0
Sept. 3, 1947	Bill McCahan	vs. Washington	3-0
May 8, 1968	Jim Hunter	vs. Minnesota (Perfect Game)	4-0
Sept. 21, 1970	Vida Blue	vs. Minnesota	6-0
Sept. 28, 1975	Vida Blue, Glenn Abbott, Paul Lindblad, Rollie Fingers	vs. California	5-0
Sept. 29, 1983	Mike Warren	vs. Chicago	3-0
June 29, 1990	Dave Stewart	at Toronto	5-0
May 9, 2010	Dallas Braden	vs. Tampa Bay (Perfect Game)	4-0
April 21, 2018	Sean Manaea	vs. Boston	3-0
May 7, 2019	Mike Fiers	vs. Cincinnati	2-0

\*5 innings

## NO-HITTERS AGAINST ATHLETICS (14)

Date	Pitchers	Opponent	Score
May 5, 1904	Cy Young	at Boston (Perfect Game)	0-3
Sept. 20, 1908	Frank Smith	at Chicago	0-1
Sept. 4, 1923	Sam Jones	vs. New York	0-2
Sept. 7, 1923	Howard Ehmke	vs. Boston	0-4
July 10, 1947	Don Black	at Cleveland (1st game)	0-3
May 6, 1953	Bobo Holloman	at St. Louis	0-6
Aug. 26, 1962	Jack Kralick	at Minnesota	0-1
Aug. 13, 1969	Jim Palmer	at Baltimore	0-8
July 3, 1970	Clyde Wright	at California	0-4
July 30, 1973	Jim Bibby	vs. Texas	0-6
July 19, 1974	Dick Bosman	at Cleveland	0-4
July 28, 1976	John Odom & Francisco Barrios	vs. Chicago	1-2
June 11, 1990	Nolan Ryan	vs. Texas	0-5
July 13, 1991	Bob Milacki, Mike Flanagan, Mark Williamson & Gregg Olson	vs. Baltimore	0-2

## OAKLAND ATHLETICS ONE-HITTERS (35)

Date	Pitchers	Broken Up By	Inn.	Opponent	H/A	Score
June 7, 1968	John Odom	Dave Johnson	9 (2 outs)	Baltimore	A	6-1
Aug. 10, 1968	John Odom, Diego Segui, Jack Aker	Frank Howard	1	Washington	A	4-1
May 24, 1970	Chuck Dobson	Gail Hopkins	1	Chicago	A	5-1
Sept. 11, 1970	Vida Blue	Pat Kelly	8	Kansas City	A	3-0
July 16, 1971	Vida Blue	Tony Taylor	4	Detroit	H	4-0
May 31, 1973	Ken Holtzman, Rollie Fingers	Matty Alou	7	New York	A	6-0
June 8, 1975	Ken Holtzman	Tom Verzyer	9 (2 outs)	Detroit	H	4-0
June 10, 1975	Jim Perry	Al Bumbry	6	Baltimore	H	4-0
Aug. 28, 1976	Vida Blue	Mickey Stanley	9 (1 out)	Detroit	H	5-2
May 9, 1979	Mike Norris	Gary Roenicke	7	Baltimore	A	4-2
July 5, 1979	Rick Langford	Brian Downing	5	California	A	3-0
June 23, 1984	Tim Conroy, Bill Caudill	Alan Bannister	5	Texas	H	5-1
Oct. 5, 1986	Curt Young	Kevin Seitzer	7	Kansas City	H	6-0
June 9, 1987	Curt Young	Kenny Williams	8	Chicago	H	8-3
Aug. 4, 1988	Dave Stewart	Jay Buhner	3	Seattle	H	2-0
May 26, 1989	Todd Burns, Rick Honeycutt, Eric Plunk	Rickey Henderson	4	New York	A	4-0
Apr. 14, 1992	Ron Darling, Rick Honeycutt	Keith Miller	8	Kansas City	A	1-3
June 23, 1994	Bobby Witt	Greg Gagne	6	Kansas City	H	4-0
May 27, 1995	Steve Ontiveros	Luis Polonia	6	New York	H	3-0
Aug. 28, 2000	Tim Hudson	Frank Thomas	4	Chicago	H	3-0
July 6, 2001	Mark Mulder	Danny Bautista	8	Arizona	A	3-0

Date	Pitchers	Broken Up By	Inn.	Opponent	H/A	Score
July 19, 2002	Cory Lidle	Juan Gonzalez	8	Texas	H	10-0
August 4, 2002	Cory Lidle, Ricardo Rincon, Chad Bradford, Billy Koch	Wendell Magee	6	Detroit	H	4-0
August 21, 2002	Cory Lidle	Ellis Burks	1	Cleveland	A	6-0
June 26, 2005	Rich Harden, Ron Flores, Kiko Calero	Deivi Cruz	5	San Francisco	H	16-0
April 8, 2006	Barry Zito, Kiko Calero, Joe Kennedy, Huston Street	Richie Sexson	2	Seattle	A	3-0
June 30, 2007	Chad Gaudin, Rich Harden	Johnny Damon	6	New York (AL)	A	7-0
May 24, 2008	Justin Duchscherer, Huston Street	David Ortiz	7	Boston	H	3-0
Sept. 16, 2009	Trevor Cahill, Michael Wuertz, Andrew Bailey	Marlon Byrd	2	Texas	A	4-0
Sept. 23, 2010	Dallas Braden, Brad Ziegler	Nelson Cruz	1	Texas	H	5-0
June 28, 2011	Gio Gonzalez, Andrew Bailey	Emilio Bonifacio	1	Florida	H	1-0
April 6, 2015	Sonny Gray, Evan Scribner	Ryan Rua	8	Texas	H	8-0
April 23, 2015	Jesse Chavez, Dan Otero, Tyler Clippard	Kole Calhoun	3	Los Angeles (AL)	A	0-2
June 11, 2015	Scott Kazmir, Evan Scribner	Elvis Andrus	5	Texas	H	7-0
Sept. 12, 2018	Liam Hendriks, Daniel Mengden, Ryan Dull, J.B. Wendelken, Aaron Brooks	Trey Mancini	1	Baltimore	A	10-0

## MOST RECENT ONE-HITTERS AGAINST ATHLETICS (31 TOTAL)

Date	Pitchers	Opponent	H/A	Score
May 30, 2018	Nathan Eovaldi, Wilmer Font, Vidal Nuno	Tampa Bay	H	0-6
July 31, 2015	Danny Salazar, Cody Allen	Cleveland	H	1-2
May 21, 2014	Erik Bedard, Brad Boxberger, Jake McGee, Joel Peralta, Grant Balfour	Tampa Bay	A	3-2
May 22, 2012	C.J. Wilson, Ernesto Frieri	Los Angeles (AL)	H	0-5
May 19, 2012	Ryan Vogelsong, Javier Lopez, Clay Hensley	San Francisco	A	0-4
April 10, 2012	Danny Duffy, Aaron Crow	Kansas City	H	0-3
Aug. 21, 2011	Luis Perez, Casey Janssen	Toronto	H	0-1
Sept. 2, 2010	CC Sabathia, Jonathan Albaladejo	New York (AL)	A	0-5
Aug. 16, 2010	Shaun Marcum	Toronto	H	1-3
June 7, 2007	Curt Schilling	Boston	H	0-1
July 7, 2006	John Lackey	Los Angeles (AL)	H	0-3
June 20, 2006	Jason Jennings, Tom Martin, Brian Fuentes	Colorado	A	0-6
May 21, 2006	Matt Cain	San Francisco	H	0-6
May 2, 1998	Roger Clemens, Paul Quantrill	Toronto	H	0-7
Sept. 2, 1996	David Cone, Mariano Rivera	New York (AL)	H	0-5

## OAKLAND ATHLETICS STEALS OF HOME

<b>1968</b>	Sal Bando vs. Detroit, May 26 Danny Cater vs. Chicago, September 24 Danny Cater vs. Minnesota, September 28	<b>1984</b>	Carney Lansford vs. Kansas City, June 18
<b>1969</b>	Danny Cater vs. Seattle, May 4	<b>1985</b>	Rob Picciolo at Boston, May 11 Mike Davis at Chicago, June 20 Donnie Hill vs. Cleveland, June 21 Mike Gallego at Chicago, September 21
<b>1974</b>	Angel Mangual vs. Detroit, May 27	<b>1986</b>	Alfredo Griffin at Seattle, April 18 Carney Lansford at Milwaukee, May 1 Dwayne Murphy at Milwaukee, July 6
<b>1976</b>	Claudell Washington vs. Minnesota, September 15	<b>1987</b>	Reggie Jackson at Seattle, April 18
<b>1978</b>	Taylor Duncan vs. Kansas City, July 2 (Game 1)	<b>1989</b>	Mike Gallego vs. California, April 22
<b>1979</b>	Wayne Gross at Seattle, April 11	<b>1991</b>	Jose Canseco at Minnesota, April 23 Mike Gallego at Seattle, August 15 Scott Brosius at Kansas City, October 2
<b>1980</b>	Rickey Henderson vs. California, April 20 Wayne Gross vs. Detroit, May 3 Dwayne Murphy vs. Detroit, May 3 Dwayne Murphy vs. Kansas City, May 28 Wayne Gross vs. Kansas City, May 28 Jeff Cox at Chicago, July 4 Rickey Henderson vs. Cleveland, July 19	<b>1992</b>	Mike Bordick vs. Kansas City, April 6 Carney Lansford vs. Detroit, July 19
<b>1981</b>	Dave McKay vs. Toronto, September 30	<b>1997</b>	Jose Canseco at Texas, May 22
<b>1982</b>	Davey Lopes at Seattle, April 17 Dave McKay vs. Cleveland, May 8 Rickey Henderson at Chicago, June 8 Rickey Henderson at California, July 26 Jeff Burroughs vs. Boston, August 20	<b>1998</b>	Miguel Tejada vs. Tampa Bay, September 6
<b>1983</b>	Bill Almon vs. Milwaukee, May 24 Mike Heath at Chicago, September 7 Mike Davis vs. Toronto, September 25	<b>2000</b>	Jason Giambi at Los Angeles (NL), June 11 Eric Chavez at Toronto, September 1
		<b>2006</b>	Jay Payton at Baltimore, July 17
		<b>2008</b>	Bobby Crosby at Texas, May 11 Carlos Gonzalez vs. Florida, June 22
		<b>2017</b>	Mark Canha at Los Angeles (AL), August 5
		<b>2018</b>	Mark Canha vs. Toronto, July 31

# CAREER GAMES PLAYED LEADERS

## FRANCHISE LEADERS

### Catcher

Mickey Cochrane.....	1148
Cy Perkins.....	1095
Terry Steinbach.....	1050
Frank Hayes.....	959
Kurt Suzuki.....	684
Ossee Schreckengost... 597	
Ramon Hernandez.....	591
Mike Heath.....	537
Mike Powers.....	518
Joe Astroth.....	511

### First Base

Harry Davis.....	1390
Mark McGwire.....	1251
Jimmie Foxx.....	1020
Stuffy McInnis.....	956
Dick Siebert.....	940
Ferris Fain.....	830
Jason Giambi.....	728
Joe Hauser.....	539
Daric Barton.....	534
Norm Siebern.....	471

### Second Base

Dick Green.....	1158
Max Bishop.....	1139
Mark Ellis.....	1021
Eddie Collins.....	996
Danny Murphy.....	810
Pete Suder.....	805
Jimmy Dykes.....	676
Jerry Lumpe.....	653
Tony Phillips.....	529
Mike Gallego.....	452

### Third Base

Sal Bando.....	1446
Eric Chavez.....	1233
Carney Lansford.....	1096
Frank Baker.....	896
Jimmy Dykes.....	791
Wayne Gross.....	719
Ed Charles.....	695
Lave Cross.....	675
Sammy Hale.....	641
Hank Majeski.....	583

### Shortstop

Bert Campaneris.....	1702
Chick Galloway.....	971
Miguel Tejada.....	935
Eddie Joost.....	907
Joe DeMaestri.....	890
Jack Barry.....	877
Marcus Semien.....	769
Mike Bordick.....	715
Monte Cross.....	711
Bobby Crosby.....	582

### Outfield

Rickey Henderson.....	1592
Bob Johnson.....	1399
Al Simmons.....	1256
Bing Miller.....	1230
Sam Chapman.....	1230
Reggie Jackson.....	1196
Dwayne Murphy.....	1177
Elmer Valo.....	1168
Topsy Hartsel.....	1110
Rube Oldring.....	1061

### Designated Hitter

Dave Kingman.....	428
Chris Davis.....	379
Mitchell Page.....	355
Jack Cust.....	303
Erubiel Durazo.....	292
Harold Baines.....	271
Billy Williams.....	251
Geronimo Berroa.....	234
Dave Parker.....	201
Jose Canseco.....	196

### Pitcher

Dennis Eckersley.....	525
Eddie Plank.....	524
Rollie Fingers.....	502
Eddie Rommel.....	500
Paul Lindblad.....	479
Rube Walberg.....	412
Lefty Grove.....	402
Rick Honeycutt.....	387
Chief Bender.....	385
Jim Hunter.....	363

## OAKLAND LEADERS

### Catcher

Terry Steinbach.....	1050
Kurt Suzuki.....	684
Ramon Hernandez.....	591
Mike Heath.....	537
Gene Tenace.....	446
Jeff Newman.....	438
Dave Duncan.....	423
Jason Kendall.....	368
Jim Essian.....	316
Stephen Vogt.....	315

### First Base

Mark McGwire.....	1251
Jason Giambi.....	728
Daric Barton.....	534
Scott Hatteberg.....	420
<b>Matt Olson.....</b>	<b>396</b>
Bruce Bochte.....	387
Gene Tenace.....	385
Dave Revering.....	337
Dan Johnson.....	283
Danny Cater.....	253

### Second Base

Mark Ellis.....	1021
Dick Green.....	721
Tony Phillips.....	529
Mike Gallego.....	452
Brent Gates.....	397
Jed Lowrie.....	378
Eric Sogard.....	323
Phil Garner.....	322
Scott Spiezio.....	300
Mike Edwards.....	269

### Third Base

Sal Bando.....	1395
Eric Chavez.....	1233
Carney Lansford.....	1096
Wayne Gross.....	719
<b>Matt Chapman.....</b>	<b>421</b>
Scott Brosius.....	398
Josh Donaldson.....	376
Jack Hannahan.....	218
Craig Paquette.....	193
Kevin Kouzmanoff.....	188

### Shortstop

Bert Campaneris.....	1272
Miguel Tejada.....	935
Marcus Semien.....	769
Mike Bordick.....	715
Bobby Crosby.....	582
Walt Weiss.....	522
Cliff Pennington.....	466
Alfredo Griffin.....	461
Rob Picciolo.....	452
Mario Guerrero.....	301

### Outfield

Rickey Henderson.....	1592
Dwayne Murphy.....	1177
Reggie Jackson.....	1162
Jose Canseco.....	851
Joe Rudi.....	846
Mike Davis.....	695
Tony Armas.....	679
Coco Crisp.....	665
Dave Henderson.....	636
Bill North.....	627

### Designated Hitter

Dave Kingman.....	428
Chris Davis.....	379
Mitchell Page.....	355
Jack Cust.....	303
Erubiel Durazo.....	292
Harold Baines.....	271
Billy Williams.....	251
Geronimo Berroa.....	234
Dave Parker.....	201
Jose Canseco.....	196

### Pitcher

Dennis Eckersley.....	525
Rollie Fingers.....	502
Paul Lindblad.....	391
Rick Honeycutt.....	387
Buddy Groom.....	301
Jerry Blevins.....	281
Gene Nelson.....	281
Bill Taylor.....	281
Vida Blue.....	273
Jim Hunter.....	266

## OAKLAND A'S CONSECUTIVE GAMES PLAYED

594	Miguel Tejada (June 2, 2000-September 28, 2003)
456	Terrence Long (July 13, 2000 to June 4, 2003)
347	Alfredo Griffin (April 9, 1985-April 30, 1987)
276	Marcus Semien (June 28, 2018-August 29, 2020)
203	Danny Cater (July 7, 1968-August 24, 1969)

199	Sal Bando (August 27, 1968-April 14, 1970)
198	Tony Armas (July 11, 1980-April 16, 1982)
176	Sal Bando (June 13, 1970-June 27, 1971)
169	Sal Bando (April 6, 1973-April 14, 1974)
169	Gene Tenace (May 25, 1973-May 31, 1974)

# HOMESTANDS AND ROAD TRIPS

## BEST HOMESTANDS

W-L	Year	Dates	Opponents
7-0	2004	Aug. 23-29	Baltimore 4, Tampa Bay 3
7-0	2001	Sept. 3-10	Baltimore 3, Tampa Bay 3, Texas 1
7-0	1992	Sept. 10-16	Seattle 4, Minnesota 3
6-0	2020	Aug. 4-9	Texas 3, Houston 3
6-0	2014	July 3-8	Toronto 4, San Francisco 2
6-0	2012	Sept. 28-Oct. 3	Seattle 3, Texas 3
6-0	2006	June 13-18	Seattle 3, Los Angeles (NL) 3
6-0	2003	Aug. 26-31	Baltimore 3, Tampa Bay 3
6-0	2001	Sept. 21-27	Seattle 3, Anaheim 3
6-0	2001	Aug. 7-12	Boston 3, New York 3
6-0	2001	May 15-20	New York 3, Chicago 3
6-0	1970	Sept. 1-6	Chicago 3, Kansas City 3
11-1	2004	June 1-13	Chicago 2, Toronto 4, Cincinnati 3, Pittsburgh 3
9-1	1976	Aug. 6-15	California 4, Milwaukee 3, Boston 3

## WORST HOMESTANDS

W-L	Year	Dates	Opponents
1-9	1979	July 6-15	New York 4, Baltimore 3, Boston 3
1-8	2001	April 6-15	Anaheim 3, Seattle 3, Texas 3
1-8	1993	Aug. 27-Sept. 5	Detroit 3, Toronto 3, Baltimore 3
1-8	1982	June 15-23	Chicago 3, Toronto 3, Kansas City 3
1-7	1978	Aug. 15-23	New York 2, Boston 3, Baltimore 3
1-6	1994	April 27-May 4	Boston 2, New York 3, Baltimore 2
2-10	1977	July 26-Aug. 7	California 3, New York 3, Baltimore 2, Boston 4
1-5*	2016	Sept. 19-25	Houston 3, Texas 3

\*13 times total; homestand listed is most recent

## BEST ROAD TRIPS

W-L	Year	Dates	Opponents
10-0	2002	Aug. 19-28	Cleveland 4, Detroit 3, Kansas City 3
8-0	1981	April 9-16	Minnesota 4, California 4
6-0	2013	April 5-11	Houston 3, Los Angeles 3
10-1	1988	April 21-May 3	Chicago 4, Toronto 3, Cleveland 2, Detroit 2
10-1	1971	April 12-22	Milwaukee 2, Minnesota 2, Chicago 4, California 3
8-1	1990	Sept. 3-12	Boston 3, New York 3, Seattle 3
6-1*	2019	Sept. 9-15	Houston 4, Texas 3

\*10 times total; road trip listed is most recent

## WORST ROAD TRIPS

W-L	Year	Dates	Opponents
0-9	1995	Sept. 22-Oct. 1	Seattle 3, Texas 2, California 4
0-8	1994	April 19-26	Boston 3, New York 3, Baltimore 2
0-8	1976	May 17-23	Minnesota 2, Kansas City 2, Chicago 4
0-7	2015	Aug. 11-17	Toronto 3, Baltimore 4
0-7	1998	July 21-27	Baltimore 3, Tampa Bay 4
0-7	1986	June 5-11	Chicago 4, Cleveland 3
0-7	1979	June 11-17	Detroit 2, Cleveland 2, Toronto 3
0-6	2017	Aug. 28-Sept. 3	Los Angeles (AL) 3, Seattle 3
0-6	1999	May 18-23	Kansas City 3, Minnesota 3
0-6	1998	April 10-15	New York 3, Boston 3
0-6	1995	July 14-18	Cleveland 4, Milwaukee 2
1-9	2011	June 3-12	Boston 3, Baltimore 3, Chicago 4
1-9	2008	August 1-10	Boston 3, Toronto 4, Detroit 3
1-9	1981	May 12-21	New York 3, Milwaukee 3, Baltimore 2, Boston 2

All homestand and road trip records based on a minimum of six games.

# LONGEST GAMES IN OAKLAND HISTORY

Innings	Opponent	Date	Score	Innings	Opponent	Date	Score
21	at Washington	June 4, 1971	W, 5-3	17	Los Angeles (NL)	June 17, 2006	W, 5-4
20	California	July 9, 1971	W, 1-0	16	California	Apr. 8, 1982	L, 6-8
19	Chicago	Aug. 10-11, 1972	W, 5-3	16	Seattle (1)	Apr. 11, 1982	L, 3-6
19	Los Angeles (AL)	April 29, 2013	W, 10-8	16	Minnesota	Apr. 20, 1982	W, 4-3
18	Baltimore	Aug. 24, 1969	W, 9-8	16	Chicago	June 10, 1983	W, 2-1
18	Minnesota	Sept. 6, 1969	L, 6-8	16	at Toronto	July 3, 1988	W, 9-8
18	at Minnesota	August 8, 2004	W, 6-5	16	at Cleveland	July 4, 1988	W, 4-2
18	New York (AL)	June 13, 2013	W, 3-2	16	at New York (AL)	August 9, 2002	W, 3-2
17	Milwaukee	May 23, 1983	W, 5-4	16	at Cleveland	August 31, 2011	L, 3-4

# GAME TIMES

## LONGEST GAMES IN OAKLAND HISTORY

Time	Opponent	W-L	Date
6:32	Los Angeles-AL (19)	W, 10-8	April 29, 2013
6:00	at New York-AL (16)	W, 3-2	Aug. 9, 2002
5:48	Chicago-AL (14)	W, 12-11	April 18, 2018
5:43	at New York-AL (14)	L, 9-10	Sept. 22, 2012
5:35	New York-AL (18)	W, 3-2	June 13, 2013
5:31	California (16)	L, 8-6	Apr. 8, 1982

Time	Opponent	W-L	Date
5:31	Chicago (19) *	W, 5-3	Aug. 10, 1972
5:19	Texas (15)	L, 4-16	July 3, 1983
5:19	at Washington (21)	W, 5-3	June 4, 1971
5:18	Seattle (1) (16)	L, 6-3	Apr. 11, 1982

\* Suspended game; completed on August 11, 1972.

## LONGEST NINE-INNING GAMES IN OAKLAND HISTORY

Time	Opponent	W-L	Date
4:31	at New York (AL)	L, 9-22	Aug. 25, 2011
4:15	San Francisco	L, 8-9	June 23, 2012
4:15	at Tampa Bay	W, 13-9	May 31, 2002
4:13	at Los Angeles (AL)	L, 9-10	June 5, 2019
4:12	at Los Angeles (AL)	W, 11-10	August 6, 2017

Time	Opponent	W-L	Date
4:09	at Texas	W, 9-8	Sept. 13, 2013
4:09	Detroit	W, 12-7	Apr. 7, 1993
4:08	at Texas	L, 9-12	Sept. 9, 2007
4:06	at Houston	W, 12-5	April 25, 2014
4:06	at New York (AL)	L, 17-13	Apr. 10, 1998

## QUICKEST NINE-INNING GAMES IN OAKLAND HISTORY

Time	Opponent	W-L	Date
1:35	Kansas City	W, 2-1	Sept. 28, 1971
1:37	New York	L, 3-0	May 10, 1975
1:39	Texas	W, 4-1	May 22, 1973
1:39	Boston	W, 3-2	Aug. 8, 1975
1:42	at New York	W, 6-0	May 31, 1973

Time	Opponent	W-L	Date
1:43	Cleveland	W, 3-1	May 3, 1974
1:43	at Texas (1)	W, 1-0	Sept. 15, 1978
1:43	at Minnesota	L, 1-0	Aug. 12, 1979
1:44	Detroit	W, 4-0	June 8, 1975
1:44	Texas	W, 1-0	July 30, 1975

Note: The last time the A's played a nine-inning game in under 2:00 was on July 8, 2008 vs. Seattle in Oakland (1:49).

# OAKLAND A'S AT THE ALL-STAR BREAK

Year	Record	Pos.	GB/GA	Leader
1968	39-43	6	-15.5	Detroit
1969	53-39	2	-4.0	Minnesota
1970	47-40	3	-9.5	Minnesota
1971	56-31	1	+11.5	Oakland
1972	56-35	1	+6.5	Oakland
1973	56-42	1	+2.5	Oakland
1974	55-41	1	+5.0	Oakland
1975	55-32	1	+8.5	Oakland
1976	44-41	3	-8.5	Kansas City
1977	39-51	6	-15.0	Chicago
1978	43-44	4	-3.5	California
1979	25-69	7	-30.5	California
1980	36-45	4	-11.5	Kansas City
1981	37-23*	1	+1.5	Oakland
1982	38-50	6	-12.0	California
1983	37-43	5	-8.0	Texas
1984	43-45	4	-3.0	Chicago
1985	46-41	2	-6.0	California
1986	34-56	7	-15.5	California
1987	46-41	t2	-2.0	Minnesota
1988	54-34	1	+5.5	Oakland
1989	52-36	2	-1.5	California
1990	51-31	1	+1.0	Oakland
1991	44-38	5	-2.5	Texas
1992	51-36	2	-2.0	Minnesota
1993	38-46	6	-6.0	Chicago
1994	39-48	2	-3.0	Texas
1995	36-35	3	-4.0	California/Texas

Year	Record	Pos.	GB/GA	Leader
1996	43-45	t3	-8.5	Texas
1997	37-52	4	-13.0	Seattle
1998	41-45	3	-8.0	Anaheim
1999	43-44	2	-5.0	Texas
2000	48-38	3	-3.0	Seattle
2001	44-43	2	-19.0	Seattle
2002	50-38	3	-5.0	Seattle
2003	54-39	2	-4.0	Seattle
2004	47-39	2	-2.0	Texas
2005	44-43	3	-7.5	Los Angeles
2006	45-43	t1	—	Oakland/Texas
2007	44-44	3	-9	Los Angeles
2008	51-44	2	-6	Los Angeles
2009	37-49	4	-12	Los Angeles
2010	43-46	3	-7.5	Texas
2011	39-53	4	-12	Texas
2012	43-43	3	-9	Texas
2013	56-39	1	+2	Oakland
2014	59-36	1	+1½	Oakland
2015	41-50	5	-8½	Los Angeles
2016	38-51	4	-15½	Texas
2017	39-50	5	-21	Houston
2018	55-42	3	-8	Houston
2019	51-41	2	-7	Houston
2020	—	—	—	—

\* Strike Break

# HIGH SCORING GAMES IN OAKLAND HISTORY

## ATHLETICS

Score	Opponent	Date
23-2	Texas	Sept. 30, 2000
21-7	at Houston	Sept. 10, 2019
21-3	Los Angeles (AL)	Sept. 20, 2018
21-3	at Kansas City	June 18, 2000
21-7	at Boston	June 14, 1969
20-2	Boston	Aug. 31, 2012
19-4	at Kansas City	Aug. 26, 2019
19-5	Texas	Sept. 29, 1991
19-5	at New York	Aug. 29, 1989
19-3	at Milwaukee	May 15, 1985
18-3	at Minnesota	Sept. 11, 2013
18-2	at California	June 27, 1996

## OPPONENTS

Score	Opponent	Date
22-9	at New York	Aug. 25, 2011
20-4	at Detroit	Apr. 13, 1993
20-6	Cleveland	May 4, 1991
20-11	at Minnesota	Apr. 27, 1980
18-2	at Baltimore	Aug. 16, 2015
18-3	at Colorado	July 18, 2000
18-2	San Francisco	June 4, 2000
18-2	New York	Aug. 26, 1997
18-5	Baltimore	Aug. 15, 1996
18-11	at Toronto	July 29, 1995

# BIGGEST COMEBACKS AND BLOWN LEADS

## BIGGEST COME-FROM-BEHIND VICTORIES IN OAKLAND HISTORY

Deficit	Score	Inn.	Opponent	Date	Final Score
10	2-12	B3	Minnesota	July 20, 2009	14-13
8	0-8	B2	Kansas City	June 18, 1993	10-9
8	0-8	T3	at Toronto	August 21, 2006	12-10
8	2-10	T7	at Texas	July 24, 2018	13-10 (10)
7	1-8	T6	at Chicago	May 22, 1970	9-8
7	0-7	B5	Minnesota	Sept. 28, 1972	8-7
7	0-7	T3	at California	July 30, 1983 (1)	13-8
7	1-8	T6	at Chicago	May 21, 1993	12-11
7	0-7	B3	Boston	May 3, 1999	12-11 (10)
7	1-8	B3	Baltimore	June 19, 2000	13-12 (10)
7	0-7	B5	Detroit	Sept. 2, 2007	8-7 (10)
7	2-9	T5	at Los Angeles (AL)	Sept. 26, 2009	15-10

**Notes:** The all-time Athletics franchise record for biggest come-from-behind victory is also the Major League record, set by the Philadelphia A's on June 15, 1925 against Cleveland...the A's trailed by 12 runs in that game but scored 13 runs in the bottom of the eighth inning to win, 17-15...twice in Oakland history the A's have erased leads of eight or more runs, only to eventually lose the game...in the second game of a doubleheader at Toronto on Sept. 15, 1982, the A's trailed the Blue Jays 11-2 after six innings, but came back to tie the game at 11 before the Blue Jays scored one run in the bottom of the ninth for the 12-11 victory...on April 14, 2001, the A's trailed the Texas Rangers, 8-0 heading into the bottom of the fourth inning and tied the game at eight before the Rangers scored one in the top of the ninth for the 9-8 victory.

## LARGEST LEADS SURRENDERED IN OAKLAND LOSSES

Lead	Score	Inn.	Opponent	Date	Final Score
8	15-7	B7	at Texas	May 5, 2000	16-17
7	7-0	T5	Kansas City	Sept. 6, 1978	8-11 (12)
7	7-0	B6	at Texas	May 25, 2006	7-8
6*	7-1	B3	at Los Angeles (AL)	June 5, 2019	9-10

\*16 times total; game listed is most recent

**Notes:** The A's blew an 11-0 lead to Kansas City on Sept. 4, 2002, but won the game 12-11 on a pinch hit, game-ending home run by Scott Hatteberg in the bottom of the ninth inning...the win gave the A's their American League-record 20th consecutive victory...three other times in Oakland history the A's have blown seven-run leads only to win the game...the last time was on April 24, 1997 vs. Minnesota, when the A's led 8-1 after four innings and fell behind 11-8 before tying the game in the bottom of the ninth...the A's eventually won in 11 innings, 12-11...the Athletics franchise record was set on June 17, 1936 when the Philadelphia A's led the St. Louis Browns 13-2 entering the bottom of the sixth inning...the Browns scored once in the bottom of the sixth, three times in the seventh, seven times in the eighth and once in the ninth for a 14-13 win.

---

# THE LAST TIME IT HAPPENED

---

## OAKLAND PITCHING – TEAM

**No-Hitter:** vs. Cincinnati, May 7, 2019 (Fiers)

**One-Hitter:** at Baltimore, September 12, 2018 (Hendriks, Mengden, Dull, Wendelken, Brooks)

**Two-Hitter:** at Seattle, September 14, 2020 (G#2) (Minor)

**Back-to-Back Complete Games:** at Chicago, July 31, 2010 (Braden) and Aug. 1 (Gonzalez); vs. Kansas City, Aug. 2 (Cahill)

**Four Straight Complete Games:** April 24-28, 1982 (at California; at California; at Baltimore DH)

**Back-to-Back Shutouts:** vs. San Francisco, September 18-19, 2020 (6-0, 6-0)

**Back-to-Back Complete Game Shutouts:** vs. Tampa Bay, Sept. 9 (Hudson) and Sept. 10 (Zito), 2000

**Back-to-Back 10 Strikeout Games by Individuals:** vs. Detroit, September 7 (Bassitt, 11) and 8 (Manaea, 10), 2019

## OAKLAND PITCHING – INDIVIDUAL

**No-Hitter:** Mike Fiers vs. Cincinnati, May 7, 2019

**One-Hitter:** Cory Lidle at Cleveland, August 21, 2002

**Two-Hitter:** Mike Minor at Seattle, September 14, 2020 (G#2)

**10 or More Strikeouts:** Frankie Montas (13) vs. Seattle, September 27, 2020

**14 or More Strikeouts:** Todd Stottlemyre (15) vs. Kansas City, June 16, 1995

**Back-to-Back Games, 10 or More Strikeouts:** Brandon McCarthy at Cle., Aug. 29, 2011 (10); vs. Sea., Sept. 3, 2011 (10)

**Four Strikeouts in One Inning:** Ryan Dull vs. Chicago (AL), April 17, 2018 (8th)

**Complete Game, ML Debut:** Mike Morgan vs. Baltimore, June 11, 1978

**Complete Game Shutout, ML Debut:** Mike Norris vs. Chicago, Apr. 10, 1975

**Back-to-Back Complete Games:** Brandon McCarthy at Cleveland, August 29, 2011; vs. Seattle, September 3, 2011

**Three Straight Complete Games:** Mark Mulder vs. Minnesota, May 9; at Kansas City, May 15; vs. Kansas City, May 21, 2004

**Back-to-Back Shutouts:** Mark Mulder at Arizona, July 6, 2001; vs. Los Angeles, July 12, 2001

**More Than 9 Innings Pitched:** Todd Stottlemyre (10.0) vs. Kansas City, June 16, 1995

**Position Player Pitched:** Nick Martini at Houston, July 22, 2019

**Home Run by Pitcher:** John "Blue Moon" Odom vs. California, Sept. 4, 1972 (G#1)

(Note: Ken Holtzman homered in Game 4 of the 1974 World Series, October 16, 1974)

## OAKLAND HITTING – TEAM

**Three Straight Home Runs:** vs. Texas, April 15, 2006 (Chavez, Thomas, Bradley)

**Three Home Runs, Inning:** at San Francisco, August 16, 2020 (Pinder, Piscotty, Semien)

**Four Home Runs, Inning:** vs. Chicago (B3), Apr. 27, 2002 (Hatteberg, Long, Pena, Menecchino)

**Five or More Home Runs, Game:** 5, at Texas, September 13, 2019 (Davis 2, Laureano, Olson, Semien)

**Six or More Home Runs, Game:** 6, at Houston, September 10, 2019 (Murphy 2, Olson 2, Davis, Semien)

**Seven or More Home Runs, Game:** 8 at California, June 27, 1996 (Berroa, Brosius 2, Giambi, Herrera, McGwire, Steinbach, Young)

**Two Grand Slams, Game:** at Seattle, September 10, 2007 (Suzuki and Johnson)

**Home Runs by First Two Batters of Game:** Terrence Long and Randy Velarde vs. Kansas City, May 16, 2000

**10 or More Plate Appearances, Inning:** 10 at Seattle, September 14, 2020 (3rd)

(Note: Had 10 vs. Chicago in Game 3 of ALWCS on October 1, 2020, 4th)

**11 or More Plate Appearances, Inning:** 13 at Texas, September 12, 2020 (2nd)

**14 or More Plate Appearances, Inning:** 14 at Seattle, August 3, 2020 (5th)

**15 or More Plate Appearances, Inning:** 15 at Baltimore, September 12, 2018 (3rd)

**16 or More Plate Appearances, Inning:** 18 vs. California, July 5, 1996 (1st)

**10 or More Runs, Inning:** vs. Baltimore, June 18, 2019 (10 in b-6th)

**20 or More Hits, Game:** at Houston, September 10, 2019 (25)

**Back-to-Back Games of 10 or More Runs:** at Baltimore, April 9-10, 2019 (13-2, 10-3)

**Three Straight Games of 10 or More Runs:** vs. Houston, September 9-10, 2017 (11-1, 11-4, 10-2)

**Four or More Stolen Bases, Game:** at Los Angeles (AL), August 5, 2017 (4)

**Five or More Stolen Bases, Game:** vs. Chicago (AL), July 5, 2017 (6)

**Seven or More Stolen Bases, Game:** at Tampa Bay, August 6, 2011 (7)

**Three or More Stolen Bases, Inning:** vs. Chicago (AL), July 5, 2017 (3 in 4th)

**Four or More Stolen Bases, Inning:** vs. Seattle, September 8, 2010 (4 in 6th)

**No Strikeouts, Game:** at Detroit, July 1, 2014

## OAKLAND HITTING – INDIVIDUAL

**Lead-Off Home Run:** Ramón Laureano at Houston (G#2), August 29, 2020

**Inside-the-Park Home Run:** Nick Swisher at New York, June 11, 2006

(Note: Mark Kotsay had an ITPHR at Minnesota in Game 2 of the ALDS, October 4, 2006)

**Pinch-Hit Home Run:** Chad Pinder at San Francisco, August 16, 2020

**Pinch Hit Grand Slam:** Scott Sizemore at Texas, September 10, 2011

**Pinch Hit Game Ending Home Run:** Chris Carter vs. Seattle, July 6, 2012

**Walk Off Home Run:** Mark Canha vs. Seattle, September 25, 2020

**Walk Off Grand Slam:** Stephen Piscotty vs. Texas, August 4, 2020  
**Inside-the-Park Grand Slam:** Jim Essian vs. Toronto, June 10, 1979  
**Inside-the-Park Walk Off Home Run:** Reggie Jackson vs. Boston, August 22, 1971  
**Two Home Runs, Game:** Robbie Grossman vs. Seattle, September 26, 2020 (G#2)  
**Three Home Runs, Game:** Khris Davis vs. Texas, May 17, 2016  
**Back-to-Back Multi-Homer Games:** Matt Chapman at San Francisco, August 14, 2019 and vs. Houston, August 15, 2019  
**Two Players, Multi-HR, Same Game:** Sean Murphy and Matt Olson at Houston, September 10, 2019  
**Two Home Runs, Same Inning:** Mark McGwire at Seattle (T5), Sept. 22, 1996  
**Home Runs From Both Sides of the Plate:** Coco Crisp at New York (AL), August 24, 2011  
**Home Run First Major League At Bat:** Terry Steinbach at Cleveland, Sept. 12, 1986  
**Home Run, First Major League Hit:** Sean Murphy vs. Los Angeles (AL), Sept. 4, 2019  
**Hit First Major League At Bat:** Seth Brown at Kansas City, August 26, 2019  
**Five Hits, Game:** Josh Donaldson at Chicago (AL), September 9, 2014  
**Two Hits, Same Inning:** Chad Pinder at San Francisco, August 16, 2020 (5th)  
**Five or More RBI, Same Inning:** Mark McGwire at Seattle, September 22, 1996 (5th)  
**Three Steals, Game:** Rajai Davis at Los Angeles (AL), August 5, 2017  
**Four Steals, Game:** Rajai Davis vs. Chicago (AL), July 5, 2017  
**Five Steals, Game:** Rickey Henderson vs. Seattle, July 29, 1989  
**Steal of Home:** Mark Canha vs. Toronto, July 31, 2018  
**Hitting for the Cycle:** Mark Ellis vs. Boston, June 4, 2007  
**Two Strikeouts, Inning:** Ramón Laureano at Texas, August 25, 2020 (7th)  
**Hitless Streak, 20 or more at bats:** 20, Josh Phegley, August 27-September 5, 2019  
**Hitless Streak, 21 or more at bats:** 25, Trevor Plouffe, May 27-June 5, 2017  
**Hitless Streak, 26 or more at bats:** 28, Stephen Vogt, July 23-August 3, 2015  
**Hitless Streak, 29 or more at bats (single season):** 33, Josh Donaldson, June 6-15, 2014  
**Hitless Streak, 34 or more at bats (single season):** 34, Adam Rosales, June 30-September 26, 2011

## OAKLAND FIELDING

**Four or More Errors, Game:** 4, vs. Tampa Bay, May 30, 2018  
**Five or More Errors, Game:** 5, vs. Seattle, April 1, 2011  
**Six or More Errors, Game:** 7 vs. Cleveland, June 7, 1987  
**Three Errors by Team, Inning:** at Houston, April 29, 2018  
**Triple Play:** vs. Minnesota, August 21, 2012 (Josh Donaldson to Adam Rosales to Chris Carter)  
**Turned Four or More DPs, Game:** 5 vs. Seattle, May 24, 2018

## OAKLAND MISCELLANEOUS – TEAM

**Four-Game Series, Sweep:** at Detroit, May 16-19, 2019  
**Four-Game Series, Swept:** at Toronto, July 24-27, 2017  
**Tie Game:** vs. Detroit, May 24, 1968 (2-2)  
**Three Consecutive Extra Inning Games:** at Chicago, April 11-13, 2011 (10, 10, 10)  
**Rain Shortened Game:** at Detroit, August 27, 2013  
**Game Postponed:** at Seattle, September 3, 2020  
**Game Cancelled:** at Baltimore, September 6, 2008  
**Game Suspended:** at Detroit, May 19, 2019 (completed at Oakland, September 6)  
**Played a Game Under 2:00 (nine innings or more):** 1:49, July 8, 2008 vs. Seattle  
**Doubleheader:** vs. Seattle, September 26, 2020  
**Scheduled Doubleheader:** at Tampa Bay, June 10, 2017  
**Day-Night Doubleheader:** at Texas, June 8, 2019  
**Doubleheader, Sweep:** vs. Houston, September 9, 2017 (11-1, 11-4)  
**Doubleheader, Swept:** vs. Seattle, September 26, 2020 (1-5 in 8 inn., 3-12 in 7 inn)  
**Player Ejection:** Mike Fiers, Ramón Laureano and Austin Allen vs. Houston, August 9, 2020  
**Manager Ejection:** Bob Melvin at Tampa Bay, June 12, 2019  
**Coach Ejection:** Darren Bush vs. Los Angeles (AL), September 4, 2017

## CONSECUTIVE GAMES WITHOUT BEING NO-HIT

When the Cincinnati Reds were no-hit by the Cubs Jake Arrieta on April 21, 2016, the A's took over the longest active streak of consecutive games with one or more hits, a streak that reached 4,605 at the conclusion of the 2020 season. The streak is fourth longest in American League history and would need to last another six years before breaking the record set of 5,550 set by Kansas City from May 16, 1973 to May 18, 2008. The last time the A's were no-hit was July 13, 1991 when Bob Milacki, Mike Flanagan, Mark Williamson and Gregg Olson combined to no-hit Oakland for Baltimore.





From **Rickey Henderson's** 1,704 games to **Daulton Jefferies' 1**, a total of 979 players have played for the Oakland A's.



Photo Credit: Kelly Gavin/Texas Rangers

# HISTORY

---

## ATHLETICS HISTORY

---

From its beginnings in Philadelphia to its current version in Oakland, the Athletics franchise has been one of the most storied in Major League history. The A's have won nine World Championships, 15 Pennants and 17 Division Titles in 120 years in the American League. Only the New York Yankees (27) and St. Louis Cardinals (11) have won more World Series and only the Yankees (40) have more American League Pennants.

The A's were one of the eight original AL franchises when the league was born in 1901. Connie Mack was named manager of the Philadelphia entry and would guide the A's for 50 years, winning five World Championships and 3,582 games. The Hall of Famer was also an owner of the club for all 54 years in Philadelphia.

Under Mack's leadership, the A's would win six of the first 14 AL Pennants, including World Series titles in 1910, 11 and 13. The first dynasty featured the "\$100,000 infield" of Stuffy McInnis, Eddie Collins, Jack Barry and Frank "Home Run" Baker as well as Hall of Fame pitchers Chief Bender, Eddie Plank and Rube Waddell. Waddell led the AL in strikeouts each year from 1902-07 and Baker earned the "Home Run" nickname by topping the AL in round trippers from 1911-14, with 11, 10, 12 and nine.

The A's won 99 games in 1914 but dropped off to 43 wins in 1915 as the club sold off many of its star players, a pattern that would continue throughout the history of the franchise. The A's had seven straight last place finishes through 1921, but a second dynasty was on the horizon.

Mack again began to assemble Hall of Fame talent in the mid-20's, putting together one of the most feared batting orders in baseball history with catcher Mickey Cochrane, first baseman Jimmie Foxx and outfielder Al Simmons. Add in another Hall of Famer on the mound in Lefty Grove and the A's would win 100 games in three straight seasons, including back-to-back World Championships in 1929 and 30.

The A's won their ninth AL Pennant with a 107-win season in 1931 as Grove won AL Most Valuable Player honors. Foxx won back-to-back MVPs in 1932 and 1933, setting franchise records for home runs (58) and RBI (169) in 1932. However, economics again led Mack to sell or trade his best players. The club would post 13 consecutive losing seasons from 1934-46 and would finish no higher than fourth place in the final 21 years in Philadelphia.

Connie Mack managed his final season in 1950 at the age of 87 and the Mack family sold the club to Arnold Johnson, who moved the A's to Kansas City in 1955.

The A's finished in sixth place in their first season in Kansas City, but that would be their highest finish in the midwest, which featured 13 losing seasons. The club again began to develop talent, but most, including the likes of Roger Maris and 1952 AL MVP Bobby Shantz, would end up being traded to the Yankees. Following the death of Johnson in 1960, the A's were sold to Charlie Finley.

Finley began assembling another talented group of A's players, signing Jim "Catfish" Hunter, Rollie Fingers, Bert Campaneris and Joe Rudi and drafting Reggie Jackson, Sal Bando and Vida Blue. While most of these players had limited time with the Kansas City A's, they would form the nucleus of the next A's dynasty.

The A's moved to Oakland in 1968 and won 82 games that year for their first winning season in 16 years. After back-to-back second place finishes in 1969 and '70, the A's won five straight American League West titles from 1971-75. Anchored by Hall of Famers Hunter, Fingers and Jackson, the A's won three straight World Championships from 1972-74.

Although the A's won 98 games in 1975, the third Athletics dynasty was already coming to an end with the departure of Hunter via free agency prior to the season. The rest of the players would be traded in the next two years and the A's reached a low in Oakland with a 108-loss season in 1979. However, that year saw the debut of the next A's superstar, Rickey Henderson.

Billy Martin was hired to manage the A's in 1980 and Henderson flourished under Martin, stealing 100 bases that year and a record 130 in 1982. Finley sold the A's to Haas Family following the 1980 season and Billy Ball, featuring Henderson on the bases and starting pitchers going the distance, was born. The A's won the West in the strike-shortened 1981 season but would face a seven-year drought before returning to the postseason.

The turnaround began in 1986 with the hiring of Tony La Russa as manager and the signing of Dave Stewart as a free agent. A trade for future Hall of Famer Dennis Eckersley in 1987 led to the emergence of the modern day closer, and three straight rookies of the year in Jose Canseco (1986), Mark McGwire (1987) and Walt Weiss (1988) gave the A's the ingredients for a run of four AL West Championships in five years from 1988-92.

Oakland made three straight World Series appearances from 1988-90, including a World Championship in 1989 that was buoyed by the return of Henderson to Oakland. Two years later on May 1, 1991, Henderson would break Lou Brock's Major League stolen base record with his 939th steal.

The A's had MVPs in 1988 (Canseco), 1990 (Henderson) and 1992 (Eckersley) and Cy Youngs in Bob Welch (1990) and Eckersley (1992), but this time it was age that ended the A's run. While the A's have not won the World Series since the 1989 sweep of the cross-bay rival San Francisco Giants, there has been no shortage of postseason berths in the 21st century.

The Moneyball teams of the early 2000's featuring the Big Three of Tim Lincecum, Mark Mulder and 2002 Cy Young winner Barry Zito, and the offensive power of 2000 MVP Jason Giambi, 2002 MVP Miguel Tejada and Gold Glove Eric Chavez, made four straight postseason appearances from 2000-03 and another in 2006. The 2002 club set a then-AL record with a 20-game winning streak, capped off by a Scott Hatteberg pinch hit home run.

The Bob Melvin-led A's have returned to the postseason six times in the last nine years, including back-to-back AL West titles in 2012-13 and another in 2020.

# NOTABLE PERFORMANCES & AWARD WINNERS

## WORLD CHAMPIONSHIPS (9)

Year	Record	Opponent
1910	102-48	Chicago
1911	101-50	New York
1913	96-57	New York
1929	104-46	Chicago
1930	102-52	St. Louis
1972	93-62	Cincinnati
1973	94-68	New York
1974	90-72	Los Angeles
1989	99-63	San Francisco

## AMERICAN LEAGUE PENNANTS (15)

Year	Record	Manager
1902	83-53	Connie Mack
1905	92-56	Connie Mack
1910	102-48	Connie Mack
1911	101-50	Connie Mack
1913	96-57	Connie Mack
1914	99-53	Connie Mack
1929	104-46	Connie Mack
1930	102-52	Connie Mack
1931	107-45	Connie Mack
1972	93-62	Dick Williams
1973	94-68	Dick Williams
1974	90-72	Alvin Dark
1988	104-58	Tony La Russa
1989	99-63	Tony La Russa
1990	103-59	Tony La Russa

## AMERICAN LEAGUE WEST DIVISION TITLES (17)

Year	Record	Manager
1971	101-60	Dick Williams
1972	93-62	Dick Williams
1973	94-68	Dick Williams
1974	90-72	Alvin Dark
1975	98-64	Alvin Dark
1981	64-45	Billy Martin
1988	104-58	Tony La Russa
1989	99-63	Tony La Russa
1990	103-59	Tony La Russa
1992	96-66	Tony La Russa
2000	91-70	Art Howe
2002	103-59	Art Howe
2003	96-66	Ken Macha
2006	93-69	Ken Macha
2012	94-68	Bob Melvin
2013	96-66	Bob Melvin
2020	36-24	Bob Melvin

## AMERICAN LEAGUE WILD CARDS (4)

Year	Record	Manager
2001	102-60	Art Howe
2014	88-74	Bob Melvin
2018	97-65	Bob Melvin
2019	97-65	Bob Melvin

## AMERICAN LEAGUE

### MOST VALUABLE PLAYERS (11)

Lefty Grove	1931
Jimmie Foxx	1932
Jimmie Foxx	1933
Bobby Shantz	1952
Vida Blue	1971
Reggie Jackson	1973
Jose Canseco	1988
Rickey Henderson	1990
Dennis Eckersley	1992
Jason Giambi	2000
Miguel Tejada	2002

### AMERICAN LEAGUE CY YOUNG AWARDS (5)

Vida Blue	1971
Jim Hunter	1974
Bob Welch	1990
Dennis Eckersley	1992
Barry Zito	2002

### AMERICAN LEAGUE ROOKIES OF THE YEAR (8)

Harry Byrd	1952
Jose Canseco	1986
Mark McGwire	1987
Walt Weiss	1988
Ben Griev	1998
Bobby Crosby	2004
Huston Street	2005
Andrew Bailey	2009

### AMERICAN LEAGUE MANAGERS OF THE YEAR (4)

Tony La Russa	1988
Tony La Russa	1992
<b>Bob Melvin</b>	<b>2012</b>
<b>Bob Melvin</b>	<b>2018</b>

## POSTSEASON BESTS

World Championships	Division Titles
Yankees 27	Braves 20
Cardinals 11	Yankees 19
<b>Athletics 9</b>	Dodgers 19
Red Sox 9	<b>Athletics 17</b>
Giants 8	Cardinals 15

League Championships*	Postseason Appearances
Yankees 40	Yankees 56
Giants 21	Dodgers 34
Dodgers 21	Cardinals 30
Cardinals 19	<b>Athletics 29</b>
<b>Athletics 15</b>	Giants 26
*since 1901	Braves 26

## LEAGUE LEADERS

### Batting Champions (6)

Year	Name	Avg.
1901	Nap Lajoie	.426
1930	Al Simmons	.381
1931	Al Simmons	.390
1933	Jimmie Foxx	.356
1951	Ferris Fain	.344
1952	Ferris Fain	.327

### Home Run Champions (23)

Year	Name	HR
1901	Nap Lajoie	14
1902	Socks Seybold	16
1904	Harry Davis	10
1905	Harry Davis	8
1906	Harry Davis	12
1907	Harry Davis	8
1911	Frank Baker	11
1912	Frank Baker	10
1913	Frank Baker	12
1914	Frank Baker	9
1918	Tilly Walker	11
1932	Jimmie Foxx	58
1933	Jimmie Foxx	48
1935	Jimmie Foxx	36
1951	Gus Zernial	33
1973	Reggie Jackson	32
1975	Reggie Jackson	36
1981	Tony Armas	22
1987	Mark McGwire	49
1988	Jose Canseco	42
1991	Jose Canseco	44
1996	Mark McGwire	52
2018	Khris Davis	48

### RBI Champions (11)

Year	Name	RBI
1901	Nap Lajoie	125
1905	Harry Davis	83
1906	Harry Davis	96
1912	Frank Baker	130
1913	Frank Baker	117
1929	Al Simmons	157
1932	Jimmie Foxx	169
1933	Jimmie Foxx	163
1951	Gus Zernial	125
1973	Reggie Jackson	117
1988	Jose Canseco	124

### ERA Champions (12)

Year	Name	ERA
1905	Rube Waddell	1.48

1909	Harry Krause	1.39
1926	Lefty Grove	2.51
1929	Lefty Grove	2.82
1930	Lefty Grove	2.54
1931	Lefty Grove	2.05
1932	Lefty Grove	2.84
1970	Diego Segui	2.56
1971	Vida Blue	1.82
1974	Catfish Hunter	2.49
1981	Steve McCatty	2.32
1994	Steve Ontiveros	2.65

### Strikeout Champions (13)

Year	Name	Tot.
1902	Rube Waddell	210
1903	Rube Waddell	302
1904	Rube Waddell	349
1905	Rube Waddell	287
1906	Rube Waddell	196
1907	Rube Waddell	232
1925	Lefty Grove	116
1926	Lefty Grove	194
1927	Lefty Grove	174
1928	Lefty Grove	183
1929	Lefty Grove	170
1930	Lefty Grove	209
1931	Lefty Grove	175

## LEAGUE AWARDS

### AL Pitcher of the Month

Rick Langford	August, 1979
Matt Keough	April, 1981
Jay Howell	June, 1985
Steve Ontiveros	June, 1987
Dave Stewart	April, 1988
Mike Moore	July, 1989
Dave Stewart	April, 1990
Dave Stewart	September, 1990
Tim Hudson	September, 2000
Mark Mulder	July, 2001
Barry Zito	August, 2001
Barry Zito	September, 2001
Mark Mulder	June, 2002
Cory Lidle	August, 2002
Barry Zito	July, 2005
Esteban Loaiza	August, 2006
Dan Haren	May, 2007
Bartolo Colón	June, 2013
Sonny Gray	April, 2014
Sonny Gray	July, 2014
Scott Kazmir	July, 2015
Rich Hill	May, 2016

Sean Manaea ..... April, 2018  
Chris Bassitt ..... September, 2020

### AL Player of the Month

Gene Tenace	September, 1975
Mike Davis	April, 1985
Carney Lansford	May, 1988
Jose Canseco	September, 1988
Jose Canseco	May, 1990
Dave Henderson	April, 1991
Mark McGwire	June, 1996
Jason Giambi	September, 2000
Jason Giambi	May, 2001
Jermaine Dye	August, 2001
Eric Chavez	September, 2001
Josh Donaldson	September, 2013

### AL Rookie of the Month

Bobby Crosby	June, 2004
Joe Blanton	June, 2005
Joe Blanton	August, 2005
Andrew Bailey	August, 2009
Brett Anderson	September, 2009
Jemile Weeks	June, 2011
Yoenis Céspedes	September, 2012
Nate Freiman	May, 2013
Ryon Healy	September, 2016

### AL Reliever of the Month

Blake Treinen	September, 2018
Liam Hendriks	June, 2019
Liam Hendriks	July/August, 2020

### World Series Most Valuable Player

Gene Tenace	1972
Reggie Jackson	1973
Rollie Fingers	1974
Dave Stewart	1989

### ALCS Most Valuable Player

Dennis Eckersley	1988
Rickey Henderson	1989
Dave Stewart	1990

### All-Star Game Most Valuable Player

Terry Steinbach	1988
-----------------	------

### AL Reliever of the Year

Liam Hendriks	2020
---------------	------

### Outstanding Designated Hitter Award

Dave Kingman	1984
Dave Parker	1989
Khris Davis	2018

## RECENT PLAYER OF THE WEEK AWARD WINNERS

Frankie Montas, August 9, 2020  
Mark Canha, August 25, 2019  
Ramón Laureano, July 21, 2019  
Marcus Semien, June 9, 2019  
Mike Fiers, May 12, 2019\*  
Sean Manaea, April 22, 2018\*  
Yonder Alonso, May 7, 2017  
Khris Davis, September 18, 2016\*  
Josh Reddick, May 3, 2015\*

Sonny Gray and Josh Reddick, September 28, 2014\*  
Jon Lester, September 14, 2014  
Brandon Moss, May 18, 2014  
Brandon Moss, September 1, 2013  
Josh Donaldson, April 28, 2013  
Josh Reddick, September 3, 2012  
Yoenis Céspedes, July 16, 2012  
Brandon Moss, June 18, 2012

Hideki Matsui, July 25, 2011  
Gio Gonzalez, July 4, 2011\*  
Trevor Cahill, August 9, 2010  
Dallas Braden, May 10, 2010  
Mark Ellis, August 10, 2009  
Jack Cust, May 5, 2008

\*indicates co-Player of the Week

**Roberto Clemente Award**

Dave Stewart .....1990

**Joe Cronin Award**

Rickey Henderson .....1982

Jose Canseco .....1988

Dave Stewart .....1990

**Executive of the Year****Billy Beane .....2018****TEAM AWARDS****Dave Stewart Community Service Award**

Ernie Young .....1996

Scott Spiezio .....1997

Tom Candiotti .....1998

Art Howe .....1999

Jason Giambi .....2000

Terrence Long .....2001

Tim Hudson .....2002

Scott Hatteberg .....2003

Eric Chavez .....2004

Barry Zito .....2005

Mark Kotsay .....2006

Mark Ellis .....2007

Dana Eveland .....2008

Dallas Braden/Kurt Suzuki .....2009

Craig Breslow .....2010

Josh Willingham .....2011

Jonny Gomes .....2012

Sean Doolittle .....2013

Jed Lowrie .....2014

Stephen Vogt .....2015

Stephen Vogt .....2016

Liam Hendriks .....2017

**Chad Pinder .....2018**

Liam Hendriks .....2019

**Tony Kemp .....2020****Jim "Catfish" Hunter Award**

Tim Hudson .....2004

Mark Ellis .....2005

Jason Kendall .....2006

Mark Ellis .....2007

Mike Sweeney .....2008

Kurt Suzuki .....2009

Ben Sheets .....2010

Josh Willingham .....2011

Jonny Gomes .....2012

Coco Crisp .....2013

Stephen Vogt .....2014

Stephen Vogt .....2015

Stephen Vogt .....2016

Jed Lowrie .....2017

**Matt Chapman .....2018**

Marcus Semien .....2019

Marcus Semien .....2020

**Walter A. Haas, Jr. Community Achievement Award**

Dave Stewart .....1987

Storm Davis .....1988

Dave Stewart .....1989

Dave Henderson .....1990

Dennis Eckersley .....1991

Dennis Eckersley/Terry Steinbach .....1992

Mike Bordick/Terry Steinbach .....1993

**BBWAA AWARDS****Bill Rigney "Good Guy" Award**

Matt Stairs .....1997

Rickey Henderson .....1998

Jason Giambi .....1999

Eric Chavez .....2000

Johnny Damon .....2001

Scott Hatteberg .....2002

Tim Hudson .....2003

Mark Kotsay .....2004

Bobby Crosby .....2005

Frank Thomas .....2006

Mark Ellis .....2007

Huston Street .....2008

Kurt Suzuki .....2009

Kurt Suzuki .....2010

Gio Gonzalez .....2011

Jonny Gomes .....2012

Brandon Moss .....2013

Sean Doolittle .....2014

Stephen Vogt .....2015

Marcus Semien .....2016

Jed Lowrie .....2017

**Stephen Piscotty .....2018****Bob Melvin .....2019****Tony Kemp .....2020****Local Chapter MVP**

Joe Rudi .....1974

Rollie Fingers .....1975

Vida Blue .....1976

Jason Giambi .....2000

**PLAYERS CHOICE AWARDS****AL Outstanding Pitcher of the Year**

Barry Zito .....2002

**AL Outstanding Rookie**

Ben Grieve .....1998

Terrence Long .....2000

Bobby Crosby .....2004

Huston Street .....2005

**AL Comeback Player of the Year**

Dennis Eckersley .....1992

John Jaha .....1999

Frank Thomas .....2006

**Man of the Year**

Mark McGwire .....1996

**THE SPORTING NEWS AWARDS****Major League Player of the Year**

Reggie Jackson .....1973

**AL Most Valuable Player**

Al Simmons .....1929

Jimmie Foxx .....1932

Jimmie Foxx .....1933

**AL Player of the Year**

Ferris Fain .....1951

Reggie Jackson .....1973

Tony Armas .....1981

Jose Canseco .....1988

**AL Pitcher of the Year**

Bobby Shantz .....1952

Vida Blue .....1971

Jim Hunter .....1974

Bob Welch .....1990

Dennis Eckersley .....1992

Barry Zito .....2002

**AL Rookie Player of the Year**

Dick Howser .....1961

Mitchell Page .....1977

Jose Canseco .....1986

Mark McGwire .....1987

Walt Weiss .....1988

Ben Grieve .....1998

Bobby Crosby .....2004

Huston Street .....2005

**AL Rookie Pitcher of the Year**

Jim Nash .....1966

Tim Hudson .....1999

**AL Fireman of the Year**

Jack Aker .....1966

Dennis Eckersley .....1988

Dennis Eckersley .....1991

Dennis Eckersley .....1992

Billy Koch .....2002

Keith Foulke .....2003

**AL Comeback Player of the Year**

Storm Davis .....1988

John Jaha .....1999

**ML Manager of the Year**

Billy Martin .....1981

**AL Manager of the Year**

Tony La Russa .....1988

Tony La Russa .....1992

**Bob Melvin .....2018****ML Executive of the Year****Billy Beane .....1999****Billy Beane .....2012****Billy Beane .....2018****Sportsman of the Year**

Charles O. Finley .....1972

Mark McGwire .....1997

**Major League All-Star Team**

Mickey Cochrane, C .....1925

Eddie Rommel, P .....1925

Al Simmons, OF .....1927

Mickey Cochrane, C .....1928

Lefty Grove, P .....1928

Jimmie Foxx, 1B .....1929

Al Simmons, OF .....1929

Mickey Cochrane, C .....1929

Lefty Grove, P .....1929

Al Simmons, OF .....1930

Mickey Cochrane, C .....1930

Lefty Grove, P .....1930

Al Simmons, OF .....1931

Mickey Cochrane, C .....1931

Lefty Grove, P .....1931

Jimmie Foxx, 1B .....1932

Lefty Grove, P .....1932

Jimmie Foxx, 1B	1933
Mike Higgins, 3B	1934
Doc Cramer, OF	1935
Mike Higgins, 3B	1936
Ferris Fain, 1B	1951
Ferris Fain, 1B	1952
Bobby Shantz, P	1952

#### American League All-Star Team

Norm Siebern, 1B	1962
Reggie Jackson, OF	1969
Vida Blue, LHP	1971
Joe Rudi, OF	1972
Sal Bando, 3B	1973
Bert Campaneris, SS	1973
Ken Holtzman, LHP	1973
Reggie Jackson, OF	1973
Sal Bando, 3B	1974
Bert Campaneris, SS	1974
Jim Hunter, RHP	1974
Joe Rudi, OF	1974
Reggie Jackson, OF	1975
Joe Rudi, OF	1976
Dwayne Murphy, OF	1981
Rickey Henderson, OF	1981
Tony Armas, OF	1981
Dave Kingman, DH	1984
Jose Canseco, OF	1988
Dennis Eckersley, RP	1988
Dave Stewart, RHP	1988
Carney Lansford, 3B	1989
Jose Canseco, OF	1990
Rickey Henderson, OF	1990
Bob Welch, RHP	1990
Jose Canseco, OF	1991
Mark McGwire, 1B	1992
Mark McGwire, 1B	1996
Mark Mulder, LHP	2001
Eric Chavez, 3B	2002
Barry Zito, LHP	2002
<b>Matt Olson, 1B</b>	<b>2018</b>
<b>Matt Olson, 1B</b>	<b>2019</b>
Marcus Semien, SS	2019
Liam Hendriks, RP	2019
Liam Hendriks, RP	2020

#### WIRE SERVICE AWARDS

##### AP Player of the Year

Jose Canseco	1988
--------------	------

##### AP Manager of the Year

Billy Martin	1980
--------------	------

##### UPI Manager of the Year

Tony La Russa	1992
---------------	------

##### AP Major League All-Star Team

Rickey Henderson, OF	1990
Bob Welch, RHP	1990
Jose Canseco, OF	1991
Dennis Eckersley, RP	1992
Mark McGwire, 1B	1992
Mark McGwire, 1B	1996

##### UPI AL All-Star Team

Mark McGwire, 1B	1992
Dennis Eckersley, RP	1992

##### UPI AL Comeback Player of the Year

Dave Kingman	1984
Dave Henderson	1988
Mark McGwire	1992

##### UPI Executive of the Year

Sandy Alderson	1988
Sandy Alderson	1990

#### MISCELLANEOUS AWARDS

##### Organization of the Year

Baseball America	1982
Topps	1998
Baseball America	1999
Howe Sports Data	1999
Topps	1999
Topps	2004

##### Baseball America Executive of the Year

<b>Billy Beane</b>	<b>2002</b>
<b>Billy Beane</b>	<b>2013</b>

##### AL Rawlings Gold Glove

Joe Rudi, OF	1974
Joe Rudi, OF	1975
Joe Rudi, OF	1976
Dwayne Murphy, OF	1980
Mike Norris, P	1980
Dwayne Murphy, OF	1981
Mike Norris, P	1981
Rickey Henderson, OF	1981
Dwayne Murphy, OF	1982
Dwayne Murphy, OF	1983
Dwayne Murphy, OF	1984
Dwayne Murphy, OF	1985
Alfredo Griffin, SS	1985
Mark McGwire, 1B	1990
Eric Chavez, 3B	2001
Eric Chavez, 3B	2002
Eric Chavez, 3B	2003
Eric Chavez, 3B	2004
Eric Chavez, 3B	2005
Eric Chavez, 3B	2006
Josh Reddick, OF	2012
<b>Matt Olson, 1B</b>	<b>2018</b>
<b>Matt Chapman, 3B</b>	<b>2018</b>
<b>Matt Olson, 1B</b>	<b>2019</b>
<b>Matt Chapman, 3B</b>	<b>2019</b>

##### Platinum Glove

<b>Matt Chapman, AL</b>	<b>2018</b>
<b>Matt Chapman, AL</b>	<b>2019</b>

##### Wilson Defensive Player of the Year

Josh Reddick, AL OF	2012
Josh Reddick, AL OF	2013
<b>Matt Chapman, ML and ML 3B</b>	<b>2018</b>
<b>Matt Chapman, ML 3B</b>	<b>2019</b>

##### AL Silver Slugger Award

Rickey Henderson	1981
Jose Canseco	1988
Jose Canseco	1990
Rickey Henderson	1990
Jose Canseco	1991
Mark McGwire	1992
Mark McGwire	1996

Jason Giambi	2001
Eric Chavez	2002

##### AL Rolands Relief Man Award

Dennis Eckersley	1988
Dennis Eckersley	1992
Billy Koch	2002
Keith Foulke	2003

##### Topps ML Rookie All-Star Team

Dick Howser, OF	1961
Ed Charles, 3B	1962
Manny Jimenez, OF	1962
Bert Campaneris, SS	1964
Jim Nash, RHP	1966
Rick Monday, OF	1967
Angel Mangual, OF	1971
Claudell Washington, OF	1974
Wayne Gross, 3B	1977
Mitchell Page, OF	1977
Dave Revering, 1B	1978
John Johnson, LHP	1978
Bob Kearney, C	1983
Jose Canseco, OF	1986
Mark McGwire, 1B	1987
Walt Weiss, SS	1988
Felix Jose, OF	1990
Tony Batista, 2B	1996
Ben Grieve, OF	1998
A.J. Hinch, C	1998
Terrence Long, OF	2000
Mark Ellis, 2B	2002
Bobby Crosby, SS	2004
Dan Johnson, 1B	2005
Huston Street, P	2005
Brad Ziegler, P	2008
Yoenis Céspedes, OF	2012
<b>Sean Murphy, C</b>	<b>2020</b>

##### Tony Conigliaro Award

Jim Mecir	2003
<b>Stephen Piscotty</b>	<b>2018</b>

##### The Hutch Award

Carney Lansford	1992
Jason Giambi	2000
<b>Stephen Piscotty</b>	<b>2018</b>

##### AL Chalmers Award\*

Eddie Collins	1914
---------------	------

##### Early American League MVPs\*

Mickey Cochrane, C	1928
--------------------	------

\* The Baseball Writers' Association of America has officially balloted and named the MVP in each major league since 1931. The earlier awards were known as the Chalmers (automobile) Award (1911-14) and then the league made the award from 1922 through 1928.

# ATHLETICS HALL OF FAME

The Athletics Hall of Fame was founded in 2018 to honor the individuals who have shaped the identity and success of the Athletics franchise.

The inaugural class of seven featured the five Oakland A's National Baseball Hall of Famers: Catfish Hunter, Rollie Fingers, Reggie Jackson, Dennis Eckersley and Rickey Henderson, as well as four-time 20-game winner Dave Stewart and owner Charlie Finley.

The first induction ceremony took place on Sept. 5, 2018. Members of the Athletics Hall of Fame will be honored with a display in the future.



## ATHLETICS HALL OF FAMERS




**Vida Blue**  
Oakland A's 1969-77  
*Inducted Sept. 21, 2019*

Vida Blue made his Major League debut in 1969 eight days before his 20th birthday, tossed a no-hitter in 1970, and then burst onto the national scene in 1971 when he won both the American League Cy Young Award and Most Valuable Player Award after compiling a 24-8 record, a league-leading 1.82 ERA and 301 strikeouts. Blue started two All-Star Games for the AL in 1971 and 1975, and in between pitched for the A's three consecutive World Champions.



**Bert Campaneris**  
Kansas City A's 1964-67;  
Oakland A's 1968-76  
*Inducted Sept. 21, 2019*

When you trace the roots of the A's three straight World Championships from 1972 to 1974, it all began on April 25, 1961, when the Kansas City A's signed a 19-year-old Cuban named Dagoberto Campaneris. "Campy" played 13 seasons for the A's and was a six-time All-Star. He stole 649 bases in his career and led the American League in steals six times. Campaneris homered twice in his debut and famously played all nine positions in a nine-inning game on Sept. 8, 1965.



**Dennis Eckersley**  
Oakland A's 1987-95  
*Inducted Sept. 5, 2018*

When Dennis Eckersley was traded to the A's in April of 1987, he had a successful 12-year career as a starting pitcher. By the time his nine seasons in Oakland concluded, he redefined the role of closer, saving an Athletics record 320 games. Born in Oakland and raised in Fremont, he was the AL MVP and Cy Young winner in 1992. Eckersley was a four-time All-Star with Oakland and was a member of the A's World Champions in 1989.

## ATHLETICS RETIRED NUMBERS

No.	Player	Date Retired
9	Reggie Jackson	May 22, 2004
24	Rickey Henderson	August 1, 2009
27	Jim "Catfish" Hunter	June 9, 1991
34	Rollie Fingers	July 5, 1993
43	Dennis Eckersley	August 13, 2005

## THE RON BERGMAN AWARD

The Ron Bergman Award was established in 2019 to honor a journalist for meritorious contributions to the coverage of the Athletics. The award is named after the inaugural recipient, Ron Bergman, who covered the A's for the Oakland Tribune and San Jose Mercury News, and was the author of *Mustache Gang*, which chronicled the A's first World Championship in Oakland in 1972.



**Rollie Fingers**  
**Oakland A's 1968-76**  
*Inducted Sept. 5, 2018*

Rollie Fingers made his ML debut with Oakland in 1968 and was used both as a starter and reliever over his first four seasons. He moved to the bullpen full time in 1972, when the A's began their run of three consecutive World Championships. Fingers spent the first nine seasons of his 17-year Hall of Fame career with Oakland. The mustachioed right-hander was a four-time All-Star with the A's and earned 1974 World Series MVP honors.



**Charlie Finley**  
**Kansas City A's 1961-67;**  
**Oakland A's 1968-80**  
*Inducted Sept. 5, 2018*

After purchasing the Kansas City A's following the 1960 season, Charlie Finley moved the club to Oakland in 1968 where the team he assembled would win three consecutive World Championships from 1972-74. He would be remembered as much for his off-field antics and innovations, as he proposed the designated hitter, interleague play and World Series night games. Finley also introduced baseball to Charlie O the mule, Harvey the mechanical rabbit, white cleats, colorful uniforms and more.



**Walter A. Haas, Jr.**  
**Oakland A's 1981-95**  
*Inducted Sept. 21, 2019*

Walter A. Haas, Jr. purchased the A's following the 1980 season and during his 15 years as owner, Oakland won five American League West titles, three AL Pennants and the 1989 World Championship. The A's set franchise records for attendance five times, but Haas will be remembered just as much for his commitment to the community and staying in the background while bright young innovators grew the A's reputation to one of the best in baseball.



**Rickey Henderson**  
**Oakland A's 1979-84, 89-93,**  
**94-95, 98**  
*Inducted Sept. 5, 2018*

Raised in Oakland and drafted by the A's, Rickey Henderson went on to become the greatest player in Oakland A's history and one of the greatest leadoff hitters of all time. He played 14 of his 25 seasons in an Oakland uniform and finished his career in 2003 as the all-time leader in stolen bases (1,406), runs scored (2,295) and walks (2,190). Henderson was a six-time All-Star with the A's, AL MVP in 1990 and a member of the 1989 A's World Champions.



**Jim "Catfish" Hunter**  
**Kansas City A's 1965-67;**  
**Oakland A's 1968-74**  
*Inducted Sept. 5, 2018*


Jim "Catfish" Hunter was the anchor of the A's teams that won three consecutive World Championships from 1972 to 1974. He had four straight 20-win seasons with Oakland, including a career-high 25 victories in 1974 when he won the AL Cy Young. Hunter was a six-time All-Star with the A's and tossed the first perfect game in Oakland history on May 8, 1968. He pitched three seasons in Kansas City and seven in Oakland and was inducted to the National Hall of Fame in 1987.



**Reggie Jackson**  
**Kansas City A's 1967;**  
**Oakland A's 1968-75, 87**  
*Inducted Sept. 5, 2018*

"Mr. October" was born in 1973 when Reggie Jackson earned World Series MVP honors as the A's won their second of three straight World Championships. He was also named AL MVP that year after leading the league in runs, home runs and RBI. Jackson made his debut with the Kansas City A's in 1967, spent the next eight seasons with Oakland and then concluded his 21-year Hall of Fame career with the A's in 1987. He played in six All-Star Games in an Oakland uniform.





**Tony La Russa**  
**Oakland A's 1986-95**  
*Inducted Sept. 21, 2019*

Tony La Russa managed the A's for 10 seasons from 1986 to 1995. Under his guidance, the A's won four American League West titles, three consecutive AL Pennants from 1988 to 1990 and the World Championship in 1989. La Russa won 798 games during his tenure with Oakland, including 104 in 1988 when he was named AL Manager of the Year. He would garner the honor again in 1992 and was elected to the National Baseball Hall of Fame in 2014.



**Mark McGwire**  
**Oakland A's 1986-97**  
*Inducted Sept. 21, 2019*

Mark McGwire played 12 seasons with Oakland and hit 363 home runs, breaking the franchise record in 1996. He was named to nine American League All-Star teams, including six straight beginning in 1987 when he was named AL Rookie of the Year after hitting 49 home runs. He earned the AL Gold Glove for first basemen in 1990 and hit 52 home runs in 1996. The A's reached the Postseason four times with McGwire, highlighted by a World Championship in 1989.



**Dave Stewart**  
**Oakland A's 1986-92, 95**  
*Inducted Sept. 5, 2018*

Born in Oakland and a graduate of St. Elizabeth High School, Dave Stewart spent six seasons in the majors with three teams before breaking through with the A's. He joined Oakland in 1986 and would go on to win 20 games in four consecutive seasons from 1987-90. The big-game pitcher went 8-3 with a 2.22 ERA in 14 postseason starts for Oakland, including two wins in the 1989 World Series when he earned MVP honors in the A's sweep of the Giants.

## ATHLETICS IN THE NATIONAL BASEBALL HALL OF FAME

Players (7)	Year Inducted	Pos.	Career Avg.	Years With Athletics
Frank Baker	1955	3B	.307	1908-14
Mickey Cochrane	1947	C	.320	1925-33
Eddie Collins	1939	2B	.333	1906-14; 27-30
Jimmie Foxx	1951	1B	.325	1925-35
Rickey Henderson	2009	OF	.279	1979-1984; 89-93; 94-95; 98
Reggie Jackson	1993	OF	.262	1967-75; 87
Al Simmons	1953	OF	.334	1924-32; 40-41; 44

Pitchers (7)	Year Inducted	Career Record	Career ERA	Years With Athletics
Chief Bender	1953	212-127	2.46	1903-14
Dennis Eckersley	2004	197-171, 390 SVs	3.50	1987-95
Rollie Fingers	1992	114-118, 341 SVs	2.90	1968-76
Lefty Grove	1947	300-141	3.06	1925-33
Jim Hunter	1987	224-166	3.26	1965-74
Eddie Plank	1946	326-194	2.35	1901-14
Rube Waddell	1946	193-143	2.16	1902-07

Managers (3)	Year Inducted	Career Record	Years With Athletics
Tony La Russa	2014	2728-2365	1986-95
Connie Mack	1937	3776-4025	1901-50
Dick Williams	2008	1571-1451	1971-73

**Other Hall of Famers Who Spent Part of Their Career With the Athletics (24):** Harold Baines (1990-92); Orlando Cepeda (1972); Ty Cobb (1927-28); Jimmy Collins (1907-08); Stan Coveleski (1912); Elmer Flick (1902); Nellie Fox (1947-49); Rich Gossage (1992-93); Whitey Herzog (1958-60); Waite Hoyt (1931); George Kell (1943-46); Nap Lajoie (1901-02; 1915-16); Willie McCovey (1976); Joe Morgan (1984); Satchel Paige (1965); Herb Pennock (1912-15); Mike Piazza (2007); Tim Lincecum (1999); Enos Slaughter (1955-56); Tris Speaker (1928); Don Sutton (1985); Frank Thomas (2006; 08); Zack Wheat (1927); Billy Williams (1975-76)

**Broadcasters Who Spent Part of Their Careers With the Athletics (Ford C. Frick Award):** By Saam (1938-54); Al Helfer (1968-69); Harry Caray (1970); Bob Elson (1971); Jon Miller (1974); Lon Simmons (1981-1995); Bill King (1981-2005)

# ATHLETICS ALL-STAR GAME SELECTIONS

1933 Connie Mack (manager), Jimmie Foxx (1b), Lefty Grove (p)  
 1934 Jimmie Foxx (1b), Pinky Higgins (3b)  
 1935 Jimmie Foxx (1b), Bob Johnson (of)  
 1936 Pinky Higgins (3b)  
 1937 Wally Moses (of)  
 1938 Bob Johnson (of)  
 1939 Russell Blackburne (coach), Frank Hayes (c), Bob Johnson (of)  
 1940 Frank Hayes (c), Bob Johnson (of)  
 1941 Frank Hayes (c)  
 1942 Bob Johnson (of)  
 1943 Russell Blackburne (coach), Dick Siebert (1b)  
 1944 Frank Hayes (c), Bobo Newsom (p)  
 1945 NO GAME  
 1946 Buddy Rosar (c), Sam Chapman (of)  
 1947 Buddy Rosar (c)  
 1948 Buddy Rosar (c)\*, Joe Coleman (p)  
 1949 Eddie Joost (ss)\*, Lou Brissie (p), Alex Kellner (p)  
 1950 Ferris Fain (1b)  
 1951 Ferris Fain (1b)\*, Bobby Shantz (p)  
 1952 Ferris Fain (1b), Bobby Shantz (p), Eddie Joost (ss)  
 1953 Gus Zernial (of)\*, Eddie Robinson (1b)  
 1954 Jim Finigan (3b)  
 1955 Jim Finigan (3b)\*, Vic Power (1b)  
 1956 Harry Simpson (of), Vic Power (1b)  
 1957 Joe DeMaestri (ss)  
 1958 Bob Cerv (of)\*  
 1959 Harry Craft (coach), Bud Daley (p), Roger Maris (of)\*\*\*\*  
 1960 Bud Daley (p)  
 1961 Dick Howser (ss)  
 1962 Norm Siebern (1b), Hank Bauer (coach)\*\*\*\*  
 1963 Norm Siebern (1b-of)  
 1964 John Wyatt (p)  
 1965 John O'Donoghue (p)  
 1966 Jim Hunter (p)  
 1967 Jim Hunter (p)  
 1968 Bert Campaneris (ss), Rick Monday (of), John Odum (p)  
 1969 Sal Bando (3b)\*, Reggie Jackson (of)\*, John Odum (p)  
 1970 Jim Hunter (p)  
 1971 Vida Blue (p), Dave Duncan (c), Reggie Jackson (of)  
 1972 Dick Williams (coach), Sal Bando (3b), Bert Campaneris (ss), Ken Holtzman (p), Jim Hunter (p), Reggie Jackson (of)\*, Joe Rudi (of)  
 1973 Dick Williams (manager), Sal Bando (3b), Bert Campaneris (ss), Rollie Fingers (p), Ken Holtzman (p), Jim Hunter (p), Reggie Jackson (of)\*  
 1974 Sal Bando (3b), Bert Campaneris (ss)\*, Rollie Fingers (p), Jim Hunter (p), Reggie Jackson (of)\*, Joe Rudi (of)  
 1975 Alvin Dark (manager), Wes Stock (coach), Vida Blue (p), Bert Campaneris (ss)\*, Rollie Fingers (p), Reggie Jackson (of)\*, Joe Rudi (of)\*, Gene Tenace (c), Claudell Washington (of)  
 1976 Rollie Fingers (p), Phil Garner (2b)  
 1977 Vida Blue (p), Wayne Gross (3b)  
 1978 Matt Keough (p)  
 1979 Jeff Newman (c)  
 1980 Rickey Henderson (of)  
 1981 Tony Armas (of), Mike Norris (p)  
 1982 Billy Martin (manager), Art Fowler (coach), Jackie Moore (coach), Rickey Henderson (of)\*  
 1983 Rickey Henderson (of)

1984 Bill Caudill (p), Rickey Henderson (of), Jackie Moore (coach)  
 1985 Jay Howell (p)  
 1986 Jose Canseco (of)  
 1987 Tony La Russa (coach), Rene Lachemann (coach), Jay Howell (p), Mark McGwire (1b)  
 1988 Jose Canseco (of)\*, Dennis Eckersley (p), Carney Lansford (3b), Mark McGwire (1b)\*, Terry Steinbach (c)\*  
 1989 Tony La Russa (manager), Dave Duncan (coach), Art Kusnyer (coach), Jose Canseco (of)\*\*\*, Mark McGwire (1b)\*, Mike Moore (p), Terry Steinbach (c)\*, Dave Stewart (p)\*  
 1990 Tony La Russa (manager), Dave Duncan (coach), Dave McKay (coach), Jose Canseco (of)\*, Dennis Eckersley (p), Rickey Henderson (of)\*, Mark McGwire (1b)\*, Bob Welch (p)\*  
 1991 Tony La Russa (manager), Dave Duncan (coach), Rene Lachemann (coach), Tommie Reynolds (coach), Harold Baines (of), Dennis Eckersley (p), Dave Henderson (of)\*, Rickey Henderson (of)\*, Mark McGwire (1b)\*\*  
 1992 Jose Canseco (of)\*\*\*, Dennis Eckersley (p), Mark McGwire (1b)\*  
 1993 Terry Steinbach (c)  
 1994 Ruben Sierra (of)  
 1995 Mark McGwire (1b)\*\*\*, Steve Ontiveros (rhp)  
 1996 Mark McGwire (1b)  
 1997 Mark McGwire (1b)  
 1998 Art Howe (coach), Ben Grieve (of)  
 1999 John Jaha (1b)  
 2000 Jason Giambi (1b)\*, Tim Hudson (rhp), Jason Istringhausen (rhp)  
 2001 Jason Giambi (1b)  
 2002 Miguel Tejada (ss), Barry Zito (lhp)  
 2003 Ramon Hernandez (c), Keith Foulke (rhp), Mark Mulder (lhp), Barry Zito (lhp)\*\*\*\*  
 2004 Mark Mulder (lhp)\*, Tim Hudson (rhp)\*\*\*  
 2005 Justin Duchscherer (rhp), Ken Macha (coach)  
 2006 Barry Zito (lhp)  
 2007 Dan Haren (rhp)\*  
 2008 Justin Duchscherer (rhp)  
 2009 Andrew Bailey (rhp)  
 2010 Andrew Bailey (rhp), Trevor Cahill (rhp)\*\*\*\*\*, Bob Geren (coach)  
 2011 Gio Gonzalez (lhp)  
 2012 Ryan Cook (rhp), Bob Melvin (coach)  
 2013 Grant Balfour (rhp), Bartolo Colon\*\*\*\* (rhp)  
 2014 Yoenis Cespedes (of), Josh Donaldson (3b)\*, Sean Doolittle (lhp), Scott Kazmir (lhp), Brandon Moss (1b/of), Derek Norris (c), Jeff Samardzija (rhp)\*\*\*\*\*  
 2015 Sonny Gray (rhp)\*\*\*\*\*, Stephen Vogt (c)  
 2016 Stephen Vogt (c)  
 2017 Yonder Alonso (1b)  
 2018 Jed Lowrie (2b), Blake Treinen (p)  
 2019 Matt Chapman (3b), Liam Hendriks (p)  
 2020 NO GAME

\* All-Star Game Starters

\*\* Elected Starter, Injured

\*\*\* Injured, did not play

\*\*\*\* Second game addition

\*\*\*\*\* Ineligible List, did not play

\*\*\*\*\* Named to NL All-Star Team, ineligible list

# OAKLAND ATHLETICS IN SEASON OPENERS

Year	Date	Opponent	W-L	Score	WP	LP	Attendance
1968	April 10	at Baltimore	L	1-3	Phoebus	Hunter	22,050
1969	April 8	Chicago	W	5-2	Odom	Peters	23,610
1970	April 7	at Kansas City	W	6-4	Odom	Bunker	18,127
1971	April 5	at Washington	L	0-8	Bosman	Blue	45,061
1972	April 15	Minnesota	W	4-3 (11)	Locker	LaRoche	9,912
1973	April 6	Minnesota	L	3-8	Blyleven	Hunter	37,972
1974	April 4	at Texas	W	7-2	Hunter	Bibby	21,907
1975	April 8	Chicago	W	3-2	Blue	Wood	17,474
1976	April 9	at California	W	5-2	Torrez	Tanana	30,094
1977	April 9	Minnesota	W	7-4	Torrez	Schuler	12,562
1978	April 7	at California	L	0-1	Tanana	Langford	29,194
1979	April 6	Minnesota	L	3-5	Goltz	Langford	10,387
1980	April 10	Minnesota	L	7-9 (12)	Corbett	McCatty	24,415
1981	April 9	at Minnesota	W	5-1	Norris	Koosman	42,658
1982	April 6	California	W	3-2 (11)	Jones	Aase	48,348
1983	April 4	Cleveland	L	5-8	Sutcliffe	Langford	34,831
1984	April 3	Milwaukee	W	6-5	Burgmeier	Fingers	45,398
1985	April 9	at Seattle	L	3-6	Moore	Codioli	37,161
1986	April 8	Minnesota	L	2-3	Viola	Codioli	44,726
1987	April 7	at Minnesota	L	4-5 (10)	Frazier	Krueger	43,548
1988	April 4	Seattle	W	4-1	Stewart	Langston	45,333
1989	April 3	Seattle	W	3-2	Stewart	Langston	46,163
1990	April 9	Minnesota	W	8-3	Stewart	Anderson	45,207
1991	April 9	Minnesota	W	7-2	Stewart	Morris	44,373
1992	April 6	Kansas City	W	5-3	Honeycutt	Aquino	44,078
1993	April 5	Detroit	W	9-4	Welch	Moore	43,370
1994	April 5	at Milwaukee	L	7-11	Kiefer	Ontiveros	52,012
1995	April 26	at Toronto	L	1-13	Cone	Stewart	50,426
1996	April 1	vs. Toronto*	L	6-9	Hanson	Reyes	7,292
1997	April 2	Cleveland	L	7-9	Kline	Wengert	41,332
1998	April 1	Boston	L	0-2	Martinez	Candiotti	36,915
1999	April 4	New York	W	5-3 (8)	Mathews	Stanton	46,380
2000	April 3	Detroit	L	4-7	Nomo	Appier	53,498
2001	April 2	at Seattle	L	4-5	Rhodes	Mecir	45,911
2002	April 1	Texas	W	8-3	Mulder	Park	43,908
2003	April 1	Seattle	W	5-0	Hudson	Garcia	41,723
2004	April 5	Texas	W	5-4	Bradford	Nelson	45,122
2005	April 4	at Baltimore	L	0-4	Lopez	Zito	48,271
2006	April 3	New York	L	2-15	Johnson	Zito	35,077
2007	April 2	at Seattle	L	0-4	Hernandez	Haren	46,002
2008	March 25	vs. Boston**	L	5-6 (10)	Okajima	Street	44,628
2009	April 6	at Los Angeles	L	0-3	Saunders	Braden	43,220
2010	April 5	Seattle	L	3-5	League	Ziegler	30,686
2011	April 1	Seattle	L	2-6	Hernandez	Breslow	36,067
2012	March 28	vs. Seattle**	L	1-3	Wilhelmssen	Carignan	44,227
2013	April 1	Seattle	L	0-2	Hernandez	Anderson	36,067
2014	March 31	Cleveland	L	0-2	Allen	Johnson	36,067
2015	April 6	Texas	W	8-0	Gray	Gallardo	36,067
2016	April 4	Chicago (AL)	L	3-4	Sale	Hill	35,067
2017	April 3	Los Angeles (AL)	W	4-2	Graveman	Nolasco	36,067
2018	March 29	Los Angeles (AL)	W	6-5 (11)	Hatcher	Ramirez	27,764
2019	March 20	vs. Seattle**	L	7-9	Gonzales	Fiers	45,787
2020	July 24	Los Angeles (AL)	W	7-3 (10)	Smith	Robles	—

\*Las Vegas, Nev. \*\*Tokyo, Japan

Overall Record: 24-29 (Oakland 20-14, Road 4-11, Tokyo 0-3, Las Vegas 0-1)

# OAKLAND A'S OPENING DAY LINEUPS

**1968**  
 Campaneris .....SS  
 R. Jackson .....RF  
 Bando .....3B  
 Webster .....1B  
 Donaldson .....2B  
 Pagliaroni .....C  
 Gosger .....LF  
 Monday .....CF  
 Hunter .....P

**1969**  
 Campaneris .....SS  
 R. Jackson .....RF  
 Hershberger .....LF  
 Bando .....3B  
 Cater .....1B  
 Green .....2B  
 Monday .....CF  
 Duncan .....C  
 Odom .....P

**1970**  
 Campaneris .....SS  
 Monday .....CF  
 F. Alou .....LF  
 R. Jackson .....RF  
 Bando .....3B  
 Mincher .....1B  
 Green .....2B  
 Fernandez .....C  
 Odom .....P

**1971**  
 Campaneris .....SS  
 F. Alou .....LF  
 R. Jackson .....RF  
 Mincher .....1B  
 Bando .....3B  
 Monday .....CF  
 Duncan .....C  
 Green .....2B  
 Blue .....P

**1972**  
 Campaneris .....SS  
 Rudi .....LF  
 R. Jackson .....RF  
 Bando .....3B  
 Epstein .....1B  
 B. Brooks .....CF  
 Duncan .....C  
 Green .....2B  
 Holtzman .....P

**1973**  
 North .....DH  
 Maxvill .....SS  
 Rudi .....LF  
 R. Jackson .....RF  
 Bando .....3B  
 Tenace .....1B  
 Conigliaro .....CF  
 Fosse .....C  
 Green .....2B  
 Hunter .....P

**1974**  
 North .....CF  
 Campaneris .....SS  
 Bando .....3B  
 R. Jackson .....RF  
 Tenace .....1B  
 Rudi .....LF  
 D. Johnson .....DH  
 Fosse .....C  
 Green .....2B  
 Hunter .....P

**1975**  
 North .....CF  
 Campaneris .....SS  
 Bando .....3B  
 R. Jackson .....RF  
 Rudi .....1B  
 B. Williams .....DH  
 Tenace .....C  
 C. Washington .....LF  
 Garner .....2B  
 Blue .....P

**1976**  
 North .....CF  
 Campaneris .....SS  
 C. Washington .....RF  
 Baylor .....1B  
 Rudi .....LF  
 Bando .....3B  
 Tenace .....C  
 B. Williams .....DH  
 Garner .....2B  
 M. Torrez .....P

**1977**  
 North .....CF  
 Scott .....2B  
 Page .....LF  
 Allen .....1B  
 Sanguillen .....C  
 Gross .....3B  
 E. Williams .....DH  
 Armas .....RF  
 Picciolo .....SS  
 M. Torrez .....P

**1978**  
 Dilone .....LF  
 North .....CF  
 Thomasson .....1B  
 Armas .....RF  
 G. Alexander .....DH  
 Essian .....C  
 Lopus .....3B  
 Guerrero .....SS  
 Staggs .....2B  
 Langford .....P

**1979**  
 Burke .....LF  
 Dilone .....RF  
 Page .....DH  
 Newman .....C  
 Revering .....1B  
 Edwards .....2B  
 Armas .....CF  
 Klutts .....3B  
 Picciolo .....SS  
 Langford .....P

**1980**  
 Henderson .....LF  
 Murphy .....CF  
 Heath .....C  
 Newman .....1B  
 Essian .....DH  
 Armas .....RF  
 Guerrero .....SS  
 Klutts .....3B  
 Picciolo .....2B  
 Langford .....P

**1981**  
 Henderson .....LF  
 Murphy .....CF  
 C. Johnson .....DH  
 Armas .....RF  
 Heath .....C  
 Newman .....1B  
 Babitt .....2B  
 McKay .....3B  
 Picciolo .....SS  
 Norris .....P

**1982**  
 Henderson .....LF  
 Murphy .....CF  
 Meyer .....DH  
 Armas .....RF  
 Gross .....3B  
 Spencer .....1B  
 Lopus .....2B  
 Kearney .....C  
 Stanley .....SS  
 Langford .....P

**1983**  
 Henderson .....LF  
 Davis .....RF  
 Lansford .....3B  
 Murphy .....CF  
 Burroughs .....DH  
 Moore .....1B  
 Lopus .....2B  
 Kearney .....C  
 Phillips .....SS  
 Langford .....P

**1984**  
 Henderson .....LF  
 Murphy .....CF  
 Morgan .....2B  
 Lansford .....3B  
 Bochte .....1B  
 Kingman .....DH  
 Davis .....RF  
 Heath .....C  
 Hill .....SS  
 McCatty .....P

**1985**  
 Collins .....LF  
 Lansford .....3B  
 Murphy .....CF  
 Kingman .....DH  
 Bochte .....1B  
 Heath .....C  
 Davis .....RF  
 Hill .....2B  
 Griffin .....SS  
 Codiroli .....P

**1986**  
 Phillips .....2B  
 Murphy .....CF  
 Baker .....DH  
 Kingman .....1B  
 Canseco .....LF  
 Lansford .....3B  
 Davis .....RF  
 Griffin .....SS  
 Tettleton .....C  
 Codiroli .....P

**1987**  
 Davis .....RF  
 Phillips .....2B  
 Lansford .....3B  
 Canseco .....LF  
 Jackson .....DH  
 Murphy .....CF  
 R. Nelson .....1B  
 Tettleton .....C  
 Griffin .....SS  
 Young .....P

**1988**  
 Phillips .....2B  
 Lansford .....3B  
 Canseco .....RF  
 McGwire .....1B  
 Parker .....LF  
 Henderson .....CF  
 Baylor .....DH  
 Steinbach .....C  
 Weiss .....SS  
 Stewart .....P

**1989**  
 Phillips .....LF  
 D. Henderson .....CF  
 Lansford .....3B  
 McGwire .....1B  
 Steinbach .....C  
 Parker .....DH  
 Hubbard .....2B  
 Javier .....RF  
 Weiss .....SS  
 Stewart .....P

**1990**  
 R. Henderson .....LF  
 Lansford .....3B  
 Canseco .....RF  
 McGwire .....1B  
 D. Henderson .....CF  
 Steinbach .....C  
 Javier .....DH  
 Gallego .....2B  
 Weiss .....SS  
 Stewart .....P

**1991**  
 R. Henderson .....LF  
 D. Henderson .....CF  
 Canseco .....RF  
 Baines .....DH  
 Steinbach .....C  
 McGwire .....1B  
 Riles .....3B  
 Weiss .....SS  
 Gallego .....2B  
 Stewart .....P

**1992**  
 R. Henderson .....LF  
 Wilson .....CF  
 Canseco .....RF  
 Baines .....DH  
 McGwire .....1B  
 Steinbach .....C  
 Lansford .....3B  
 Bordick .....SS  
 Blankenship .....2B  
 Stewart .....P

**1993**

R. Henderson ..... LF  
 D. Henderson ..... CF  
 Sierra ..... RF  
 McGwire ..... 1B  
 Neel ..... DH  
 Steinbach ..... C  
 Browne ..... 3B  
 Bordick ..... SS  
 Blankenship ..... 2B  
 Welch ..... P

**1994**

Henderson ..... LF  
 Javier ..... CF  
 Sierra ..... RF  
 McGwire ..... 1B  
 Gates ..... 2B  
 Neel ..... DH  
 Steinbach ..... C  
 Brosius ..... 3B  
 Bordick ..... SS  
 Witt ..... P

**1995**

Henderson ..... LF  
 Javier ..... CF  
 Berroa ..... DH  
 Sierra ..... RF  
 McGwire ..... 1B  
 Steinbach ..... C  
 Brosius ..... 3B  
 Gallego ..... 2B  
 Bordick ..... SS  
 Stewart ..... P

**1996**

Young ..... CF  
 Gates ..... 2B  
 Giambi ..... 1B  
 Berroa ..... DH  
 Plantier ..... LF  
 Muñoz ..... RF  
 Steinbach ..... C  
 Lovullo ..... 3B  
 Bordick ..... SS  
 Reyes ..... P

**1997**

Batista ..... SS  
 Brosius ..... 3B  
 Canseco ..... RF  
 McGwire ..... 1B  
 Berroa ..... DH  
 Giambi ..... LF  
 Young ..... CF  
 Spiezio ..... 2B  
 Williams ..... C  
 Prieto ..... P

**1998**

Henderson ..... LF  
 Magadan ..... 3B  
 Grievie ..... RF  
 Stairs ..... DH  
 Giambi ..... 1B  
 Spiezio ..... 2B  
 Hinch ..... C  
 McDonald ..... CF  
 Bournigal ..... SS  
 Candiotti ..... P

**1999**

Phillips ..... 2B  
 McDonald ..... CF  
 Giambi ..... DH  
 Stairs ..... RF  
 Jaha ..... 1B  
 Grievie ..... LF  
 Chavez ..... 3B  
 Hinch ..... C  
 Tejada ..... SS  
 Heredia ..... P

**2000**

Becker ..... CF  
 Tejada ..... SS  
 Giambi, Ja. .... 1B  
 Jaha ..... DH  
 Stairs ..... RF  
 Grievie ..... LF  
 Hernandez ..... C  
 Chavez ..... 3B  
 Menechino ..... 2B  
 Appier ..... P

**2001**

Damon ..... LF  
 Ortiz ..... 2B  
 Giambi, Ja. .... 1B  
 Saenz ..... DH  
 Chavez ..... 3B  
 Tejada ..... SS  
 Long ..... CF  
 Giambi, Je. .... RF  
 Hernandez ..... C  
 Hudson ..... P

**2002**

Giambi, Je. .... LF  
 Velarde ..... 2B  
 Hatteberg ..... DH  
 Justice ..... RF  
 Chavez ..... 3B  
 Tejada ..... SS  
 Long ..... CF  
 Hernandez ..... C  
 Pena ..... 1B  
 Mulder ..... P

**2003**

Ellis ..... 2B  
 Hatteberg ..... 1B  
 Tejada ..... SS  
 Chavez ..... 3B  
 Dye ..... RF  
 Durazo ..... DH  
 Long ..... LF  
 Hernandez ..... C  
 Singleton ..... CF  
 Prieto ..... P

**2004**

Kotsay ..... CF  
 Kieft ..... LF  
 Chavez ..... 3B  
 Dye ..... RF  
 Durazo ..... DH  
 Karros ..... 1B  
 Crosby ..... SS  
 Miller ..... C  
 Scutaro ..... 2B  
 Hudson ..... P

**2005**

Kotsay ..... CF  
 Kendall ..... C  
 Chavez ..... 3B  
 Durazo ..... DH  
 Hatteberg ..... 1B  
 Byrnes ..... LF  
 Crosby ..... SS  
 Swisher ..... RF  
 Ellis ..... 2B  
 Zito ..... P

**2006**

Ellis ..... 2B  
 Kotsay ..... CF  
 Crosby ..... SS  
 Chavez ..... 3B  
 Thomas ..... DH  
 Bradley ..... RF  
 Payton ..... LF  
 Kendall ..... C  
 Swisher ..... 1B  
 Zito ..... P

**2007**

Kendall ..... C  
 Stewart ..... LF  
 Bradley ..... CF  
 Piazza ..... DH  
 Chavez ..... 3B  
 Swisher ..... 1B  
 Crosby ..... SS  
 Buck ..... RF  
 Ellis ..... 2B  
 Haren ..... P

**2008**

Brown ..... RF  
 Ellis ..... 2B  
 Barton ..... 1B  
 Cust ..... DH  
 Brown ..... LF  
 Crosby ..... SS  
 Hannahan ..... 3B  
 Suzuki ..... C  
 R. Sweeney ..... CF  
 Blanton ..... P

**2009**

Sweeney ..... CF  
 Cabrera ..... SS  
 Giambi ..... DH  
 Holliday ..... LF  
 Garciparra ..... 1B  
 Chavez ..... 3B  
 Suzuki ..... C  
 Cust ..... RF  
 Ellis ..... 2B  
 Braden ..... P

**2010**

Davis ..... CF  
 Barton ..... 1B  
 Sweeney ..... RF  
 Kouzmanoff ..... 3B  
 Suzuki ..... C  
 Chavez ..... DH  
 Ellis ..... 2B  
 Buck ..... LF  
 Pennington ..... SS  
 Sheets ..... P

**2011**

Crisp ..... CF  
 Barton ..... 1B  
 DelJesus ..... RF  
 Willingham ..... LF  
 Matsui ..... DH  
 Suzuki ..... C  
 Ellis ..... 2B  
 Kouzmanoff ..... 3B  
 Pennington ..... SS  
 Cahill ..... P

**2012**

Weeks ..... 2B  
 Pennington ..... SS  
 Crisp ..... LF  
 Smith ..... DH  
 Suzuki ..... C  
 Reddick ..... RF  
 Céspedes ..... CF  
 Allen ..... 1B  
 Sogard ..... 3B  
 McCarthy ..... P

**2013**

Crisp ..... CF  
 Jaso ..... C  
 Reddick ..... RF  
 Céspedes ..... LF  
 Lowrie ..... SS  
 Moss ..... 1B  
 Donaldson ..... 3B  
 Smith ..... DH  
 Sogard ..... 2B  
 Anderson ..... P

**2014**

Crisp ..... CF  
 Donaldson ..... 3B  
 Lowrie ..... SS  
 Moss ..... DH  
 Céspedes ..... LF  
 Jaso ..... C  
 Reddick ..... RF  
 Barton ..... 1B  
 Sogard ..... 2B  
 Gray ..... P

**2015**

Gentry ..... RF  
 Fuld ..... CF  
 Zobrist ..... LF  
 Butler ..... DH  
 Davis ..... 1B  
 Lawrie ..... 3B  
 Vogt ..... C  
 Semien ..... SS  
 Sogard ..... 2B  
 Gray ..... P

**2016**

Burns ..... CF  
 Lowrie ..... 2B  
 Reddick ..... RF  
 Valencia ..... 3B  
 Davis ..... LF  
 Butler ..... DH  
 Canha ..... 1B  
 Vogt ..... C  
 Semien ..... SS  
 Hill ..... P

**2017**

R. Davis ..... CF  
 Joyce ..... RF  
 Healy ..... DH  
 K. Davis ..... LF  
 Vogt ..... C  
 Lowrie ..... 2B  
 Plouffe ..... 3B  
 Alonso ..... 1B  
 Semien ..... SS  
 Graveman ..... P

**2018**

Joyce ..... LF  
 Semien ..... SS  
 Lowrie ..... 2B  
 Davis ..... DH  
 Olson ..... 1B  
 Piscotty ..... RF  
 Chapman ..... 3B  
 Lucroy ..... C  
 Powell ..... CF  
 Graveman ..... P

**2019**

Laureano ..... CF  
 Chapman ..... 3B  
 Piscotty ..... RF  
 Davis ..... DH  
 Pinder ..... LF  
 Olson ..... 1B  
 Profar ..... 2B  
 Semien ..... SS  
 Hundley ..... C  
 Fiers ..... P

**2020**

Semien ..... SS  
 Laureano ..... CF  
 Chapman ..... 3B  
 Davis ..... DH  
 Olson ..... 1B  
 Pinder ..... 2B  
 Canha ..... LF  
 Piscotty ..... RF  
 Murphy ..... C  
 Montas ..... P

## THE CHAMPIONSHIP YEARS

**1910:** Finished with a 102-48 record and outdistanced the New York Highlanders by 14.5 games in the American League standings...defeated the Chicago Cubs in five games to win the first of five World Championships in Philadelphia...102 wins set a new American League record...opened the season in Washington in a game attended by President William Howard Taft, who honored the game by throwing out the first ball, setting a precedent which was followed by each of his successors until the Senators

left Washington following the 1971 season...the pitching staff, headlined by Jack Coombs, Chief Bender, Cy Morgan and Eddie Plank, finished with a 1.79 ERA...Coombs emerged as the ace of the pitching staff and finished with a 31-9 record and a 1.30 ERA, including 13 shutouts...compiled a 46-inning scoreless streak during the season...the infield of Stuffie McInnis, Eddie Collins, Jack Barry and Frank Baker would become known as the "\$100,000 Infield"...won the first three games of the World Series before the Cubs took game four, 4-3 in 10 innings...Coombs won his third game of the series in Game 5, out-pitching Mordecai Brown to lift the A's to their first world title.

**1911:** Dominated the American League for the second straight season, finishing with a 101-50 record...defeated the New York Giants in six games to capture a second straight world championship...offense was paced by Eddie Collins, Frank Baker, Stuffie McInnis, Eddie Murphy and Bris Lord...Baker captured the American League home run title with 11 round trippers, earning him the nickname "Home Run" Baker...clinched the pennant on Sept. 26 with an 11-5 win over Detroit at Shibe Park, as Baker hit two doubles and two home runs...faced the New York Giants in the World Series in a rematch of the 1905 Fall Classic, won by the Giants...Christy Mathewson and Chief Bender squared-off in Game 1, just as they did in the 1905 Series finale...a run-scoring double by New York's Josh Devore in the seventh inning broke a 1-1 tie as the Giants captured the first game...the A's won Game 2, 3-1, behind the pitching of Eddie Plank and a home run by Baker...A's took a 2-1 lead in the series by winning Game 3, 3-2 in 11 innings at the Polo Grounds...after heavy rains forced postponement of the series for a week, the A's captured Game 4 at Shibe Park, 4-2, as Bender outdueled Mathewson...the Giants staved off elimination by winning Game 5 at the Polo Grounds, 4-3 in 10 innings...the A's routed the Giants, 13-2 in Game 6

to capture their second straight World Series title.

### 1911 World Champion Philadelphia Athletics



**1911 PHILADELPHIA ATHLETICS** – Front row: Topsy Hartsel, Doc Martin, Dave Danforth, Louis Van Zeldt (mascot), Stuffie McInnis, Eddie Collins, Jack Barry; Row two: Rube Oldring, Bris Lord, Danny Murphy, Manager Connie Mack, Eddie Plank, Jack Lapp, Amos Strunk; Top row: Harry Davis, Frank Baker, Jack Coombs, Harry Krause, Ira Thomas, Chief Bender, Claude Derrick, Cy Morgan, Padding Livingston

**1913:** The Athletics posted a 96-57 regular season record and outdistanced Washington by six-and-a-half games to reclaim the American League pennant...defeated the New York Giants in five games to capture their third World Series title in four years...moved into first place in April and stayed atop the AL standings the rest of the way...Jack Coombs, three years removed from a 31-win season, missed the entire campaign with typhoid fever...Chief Bender (21-10), Eddie Plank

(18-10), Boardwalk Brown (17-11), Byron "Duke" Houck (14-6) and rookie "Bullet" Joe Bush (14-6) anchored the pitching staff...the "\$100,000 Infield" turned in another solid season...Frank Baker hit .336 to go along with an American League-best 12 home runs and 117 RBI...Stuffy McInnis hit .324 with 90 RBI, Collins finished with a .345 average while Barry batted .275...the Athletics and Giants split the first two games of the series before the A's won Games 3, 4 and 5 to capture their third World Series title.



**1913 PHILADELPHIA ATHLETICS** – Front row: Byron Houck, Eddie Murphy, Eddie Plank, Amos Strunk, Danny Murphy, Jimmy Walsh, John Taff; Middle row: Tom Daley, Wally Schang, Jack Lapp, Boardwalk Brown, Chief Bender, Weldon Wyckoff, Harry Davis, Billy Orr; Top row: Joe Bush, Stuffy McInnis, Jack Barry, Eddie Collins, Frank Baker, Manager Connie Mack, Rube Oldring, Ira Thomas

**1929:** Behind a high-powered offense that featured six .300 hitters and the league's best pitching staff paced by Lefty Grove and George Earnshaw, the A's finished with a 104-46 record and captured the American League pennant by 18 games over the New York Yankees...defeated the Chicago Cubs in five games to win their fourth World Series title...the championship was the culmination of a long journey back to the top of the baseball world for Connie Mack's club...after winning the 1914 pennant, the A's spent the next seven seasons in the AL cellar before finishing seventh in 1922...finished sixth in 1923, fifth in '24, second in '25, third in '26 and second in '27 and '28 before winning the pennant in 1929...Al Simmons leads the American League with 157 RBI and finished second with a .365 batting average...Jimmie Foxx hit .354 with 33 home runs while catcher Mickey Cochrane finished with a .331 average...Bing Miller (.335), Jimmy Dykes (.327) and Mule Haas (.313) also topped the .300 mark for the season...Earnshaw (24-8, 3.29) and Grove (20-6, 2.81) combined for 44 wins.

**1930:** After posting a 102-52 regular season record, the Athletics successfully defended their World Championship by defeating a hard-nosed St. Louis Cardinals team in six games...offensively, Al Simmons led the AL with a .381 average to go along with 36 home runs...Jimmie Foxx hit .335 and his 37 home runs ranked tied for third in the league behind Babe Ruth (49) and Lou Gehrig (41)...Mickey Cochrane finished the year with a .357 average...Lefty Grove posts a 28-5 record to go along with a 2.54 ERA while George Earnshaw finished with a 22-13 record and a 4.44 ERA...the 1931 Athletics won a franchise record 107 games, but were denied a third straight championship after losing to the St. Louis Cardinals in a seven-game World Series...after finishing second in 1932 and third in 1933, the A's would average 92 losses a season for the next 21 years before relocating to Kansas City for the 1955 season.



**1929 PHILADELPHIA ATHLETICS** – Front row: Mule Haas, Joe Boley, Homer Summa, Walter French, Carroll Yerkes, Earl Mack, Eddie Collins, Jim Cronin, Sammy Hale, Max Bishop; Middle row: Charlie Perkins, Eddie Rommel, Jimmy Foxx, Trainer E.E. Ebling, Business Manager R. Von Ohl, Manager Connie Mack, President Thomas Shibe, Kid Gleason, Howard Ehmke, Jimmy Dykes, Mickey Cochrane; Top row: Bill Shores, Bevo Lebourveau, George Burns, Lefty Grove, Rube Walberg, Steve Pflueger, George Earnshaw, Al Simmons, Bing Miller, Bill Breckinridge, Jack Quinn

**1972:** The Swingin' A's finished with a 93-62 regular season record and held off the Chicago White Sox to capture a second straight American League West title...defeated the Detroit Tigers in five games in the American League Championship Series to advance to the World Series, where they defeated the heavily-favored Cincinnati Reds in seven games...the pitching staff, led by Jim "Catfish" Hunter (21-7), Ken Holtzman (19-11), John "Blue Moon" Odom (15-6) and closer Rollie Fingers (11-9, 21 saves), finished second in the American League with a 2.58 ERA...a

contract dispute forced Vida Blue, who won both the AL Cy Young Award and league MVP honors a year before, to miss spring training and he did not make his first start until May 28th...led by Mike Epstein (26) and Reggie Jackson (25), the A's led the American League with 134 home runs...Jackson tore a hamstring muscle in the fifth game of the ALCS vs. Detroit and was sidelined for the World Series...Gene Tenace, who hit just .225 with five home runs during the regular season, hits a then-Fall Classic record four home runs to go along with a .348 average to earn World Series MVP honors.



**1930 PHILADELPHIA ATHLETICS** – Front row: Joe Boley, Max Bishop, Jimmy Dykes, Eddie Collins, Manager Connie Mack, Kid Gleason, Eddie Rommel, Al Simmons, Mickey Cochrane; Middle row: Ralph Perkins, Frank Higgins, Homer Summa, Jimmy Foxx, Dibrrell Williams, Bing Miller, Lefty Grove, Jimmy Moore, Charlie Perkins; Top row: Trainer Dr. E. E. Ebling, Leroy Mahaffey, George Ernschaw, George Haas, William Shores, Wally Schang, Coach Earl Mack and Jack Quinn

**1973:** The A's claimed their third straight AL West title with a 94-68 record and dispatched the Baltimore Orioles to win a hard-fought five-game ALCS...defeated the New York Mets in seven games to capture a second straight World Championship...Reggie Jackson led the American League in home runs (32) and RBI (117) and hit .293 to earn AL MVP honors...after hitting just .143 against Baltimore in the ALCS, Jackson earned World Series MVP honors after hitting .310 with three doubles, a triple and a home run against the Mets...third baseman Sal Bando hit .287 with 29 home runs and 98 RBI while playing all 162 games at third base...All-Star shortstop Campy Campaneris reached the 150-hit plateau for the second consecutive season and for the sixth time in 10 years...hit .333 vs. Baltimore and set then-ALCS records for total bases (14) and stolen bases (3) and tied an ALCS record with two home runs...hit .290 with six runs, three stolen bases, a triple and home run vs. the Mets in the World Series...Dick Green bounced back from an injury-plagued 1972 campaign to set a then-Oakland record for highest fielding percentage by a second baseman (.988)...Bill North, acquired in a trade with the Cubs in the off-season, emerged as the A's everyday center fielder, but a late season ankle injury forced him to miss both the ALCS and World Series...catcher Ray Fosse was acquired from Cleveland during spring training and established career highs in games played (143), at bats (492), doubles (23) and triples (2)...pitching staff was paced by 20-game winners Catfish Hunter (21-5), Ken Holtzman (21-13) and Vida Blue (20-9)...Hunter posted his third straight 21-win season despite missing a month of the season with an injury...strung together 13-straight victories from June 2 to September 5... Hunter posted two wins over Baltimore in the ALCS, including a 3-0 shutout in Game 5...he

kept his record perfect in World Series play, winning Game 6 against the Mets...Holtzman won seven games in the month of May and finished with four shutouts among his 16 complete games...after a slow start, Blue won 11 of his last 13 decisions down the stretch to notch his second 20-win season in just his third full Major League season...Blue tossed a team-high four shutouts during the season...Manager Dick Williams resigned shortly after the season after failing to come to terms on a new contract.



**1972 OAKLAND A's** – Front row: Matty Alou, Mike Hegan, bat boy Ron Pieraldi, Tim Lullen, Dick Green; Second row: Travelling secretary Tom Corwin, Bert Campaneris, Angel Mangual, Coach Jerry Adair, Coach Bill Posedel, Manager Dick Williams, Coach Vern Hoscheit, Coach Irv Noren, John "Blue Moon" Odom, Ted Kubiak; Third row: Trainer Joe Romo, Reggie Jackson, Gonzalo Marquez, Joe Horlen, Darold Knowles, Gene Tenace, Dal Maxvill, Sal Bando, Dave Hamilton, Vida Blue, Frank Ciensczyk; Fourth row: Joe Rudi, Don Mincher, Ken Holtzman, Rollie Fingers, George Hendrick, Bob Locker, Mike Epstein, Dave Duncan, Jim "Catfish" Hunter

**1974:** Under new manager Alvin Dark, the A's defeated the Los Angeles Dodgers to claim their third straight World



Series...finished the regular season with a 90-72 record and won their fourth straight AL West title by five games over Texas...defeated the Baltimore Orioles in a four-game ALCS to set up the first ever All-California World Series against the Dodgers...Catfish Hunter captured the American League Cy Young Award after winning a career high 25 games to go along with a 2.49 ERA...Rollie Fingers made a career high 76 appearances to set a then-Oakland record...he was named World Series MVP after chalking up a win, two saves and a 1.93 ERA in four appearances...Fingers earned the win in Game 1 as he worked 4.1 innings in relief of Ken Holtzman...Campy



**1973 OAKLAND A's** – Front row: Reggie Jackson, Jim "Catfish" Hunter, Pat Bourque, batboy Ron Pieraldi, Dick Green, Vic Davallio, Billy North; Second row: Bert Campaneris, Vida Blue, Paul Lindblad, Coach Jerry Adair, Coach Vern Hoscheit, Manager Dick Williams, Coach Irv Noren, Coach Wes Stock, Sal Bando, Gene Tenace; Third row: Trainer Joe Romo, traveling secretary Jim Bank, Angel Mangual, Jesus Alou, Joe Rudi, John "Blue Moon" Odom, Mike Andrews, Ted Kubiak, equipment manager Frank Ciensczyk; Fourth Row: Horacio Pina, Ken Holtzman, Deron Johnson, Rollie Fingers, Billy Conigliaro, Ray Fosse, Darold Knowles and Allan Lewis

Campy Campaneris hit a career high .290 and stole over 30 bases for the 10th straight season...Campy batted .353 in five World Series games against the Dodgers...Joe Rudi led the AL in doubles (39) and total bases (287) while finishing third in RBI (99), fourth in slugging (.484) and fifth in hits (174)...Sal Bando finished second in the American League with 103 RBI...he hit game-winning home runs in the second and third games of the ALCS vs. Baltimore...Reggie Jackson started the season by batting .399 with 15 home runs and 42 RBI over the first 50 games...he made his fifth All-Star Game appearance in six years and amassed over 3.5 million votes in the fan balloting, nearly 800,000 more than runner up Hank Aaron...after a blazing start, Jackson hit just .239 with 14 home runs and 51 RBI over the final 104 games of the season...Claudell Washington made the jump from Double-A to appear in 73 games and was named to Topps Rookie All-Star Team.

**1989:** The A's posted a regular season mark of 99-63 and finished seven games ahead of Kansas City in the American League West Division...defeated Toronto in five games to win a second straight American League pennant...swept the San Francisco Giants in the "Battle of the Bay" World Series, which will always be remembered for the devastating earthquake that struck on Oct. 17 at 5:04 p.m., just minutes before the first pitch of Game 3 at Candlestick Park...for the second straight season, won more regular season games than any team in the Majors...never led the AL West by more than 4.5 games until the final week and never were more than three games out of the division lead...were an injury-plagued team for the first four months of the season as 11 different players spent time on the disabled list, including Jose Canseco, Mark McGwire,



**1974 OAKLAND A's** – Front row: Jim "Catfish" Hunter, Dal Maxvill, Angel Mangual, Jim Holt; Second row: Bert Campaneris, Paul Lindblad, Vida Blue, Coach Bob Hofman, Coach Bobby Winkles, Manager Alvin Dark, Coach Wes Stock, Coach Jerry Adair, Sal Bando, Ted Kubiak, Billy North; Third row: Trainer Joe Romo, Traveling secretary Jim Bank, Herb Washington, Reggie Jackson, Jesus Alou, Dave Hamilton, Glenn Abbott, Joe Rudi, Ray Fosse, Dick Green, Phil Garner, Equipment manager Frank Ciensczyk; Top row: Claudell Washington, Gene Tenace, Larry Haney, Ken Holtzman, Rollie Fingers, John "Blue Moon" Odom, Darold Knowles

Storm Davis, Walt Weiss, Dennis Eckersley and Bob Welch...pitching staff posted the lowest ERA in the American League (3.09) for the second straight season...tossed a Major League-best 20 shutouts on the year...starting pitchers Dave Stewart (21-9), Mike Moore (19-11), Storm Davis (19-7) and Bob Welch (17-8) combined for a 76-35 record with a 3.25 ERA...Stewart became the first pitcher to string together three 20-win seasons since Hall of Famer Jim Palmer accomplished the feat from 1975-78...became just the second player in Oakland history to reel off three straight 20-win seasons...was the first

since Catfish Hunter won 20 or more games during a four year stretch from 1971-74...was 4-0 in four postseason starts and earned World Series MVP honors...third baseman Carney Lansford set an Oakland single-season record with a .336 batting average, which was the second best mark in the AL... offense received a tremendous boost when the team reacquired Oakland native Rickey Henderson in a trade with the New York Yankees on June 20th...Henderson hit .294 and reached base safely in 80 of the 85 games he played with Oakland down the stretch...tied Wade Boggs for the AL lead in runs scored (.113) and topped the loop with a career high 126



**1989 OAKLAND A's** – In front: Bat Boy *Tori Lewis*, Bat Boy *Evan Mattrai*, Bat Boy *Brian Caskey*; Front row: *Mike Gallego*, *Jim Corsi*, *Felix Jose*, Hitting Coach *Merv Rettenmund*, First Base Coach *Dave McKay*, Third Base Coach *Rene Lachemann*, Manager *Tony La Russa*, Pitching Coach *Dave Duncan*, Bullpen Coach *Art Kusnyer*, Bench Coach *Tommy Reynolds*, *Glenn Hubbard*, *Matt Sinatro*, *Luis Polonia*, *Stan Javier*; Second row: Traveling Secretary *Mickey Morabito*, Equipment manager *Frank Ciensczyk*, *Jose Canseco*, *Storm Davis*, *Dennis Eckersley*, *Bob Welch*, *Carney Lansford*, *Mark McGwire*, *Eric Plunk*, *Dave Parker*, Trainer *Barry Weinberg*, Assistant Trainer *Larry Davis*; Top row: *Tony Phillips*, *Todd Burns*, *Brian Snyder*, *Dave Henderson*, *Ron Hassey*, *Greg Cadaret*, *Mike Moore*, *Dave Stewart*, *Walt Weiss*, *Gene Nelson*, *Terry Steinbach*, *Rick Honeycutt*, *Curt Young*

walks...was named ALCS MVP after hitting .400 with 15 total bases, eight runs scored, five RBI and seven walks in five games vs. the Blue Jays...hit a combined .441 in nine postseason games... Dave Parker topped the team with 97 RBI to go along with 22 home runs...McGwire ranked third in the AL with 33 home runs and ranked 10th in RBI (95)...Mike Gallego, who was thrust into the starting shortstop's role with Weiss sidelined for 65 games with an injury, finished the season with career highs in virtually every offensive category, including average (.252), runs (45), hits (90), home runs (3) and RBI (30)...Canseco, who won AL MVP honors the year before, missed the first 88 games of the season due to a stress fracture of the hook of the hamate bone in his left hand...despite missing the first half of the season, still managed to finish third on the team in homers (17) and fourth in RBI (57)...hit a tremendous home run in Game 4 of the ALCS off Mike Flanagan, a blast that carried into the fifth deck in Toronto's SkyDome.

### OAKLAND A'S CLINCHING DATES

Year	Date	Game No.	Opponent	Score	Winner	Loser
1971	September 15	149	at Chicago	3-2	Grant	Wood
1972	September 28	150	Minnesota	8-7	Fingers	LaRoche
1973	September 23	156	at Chicago	10-5	Blue	Wood
1974	September 27	158	Chicago	2-3	Bahnsen	Holtzman
1975	September 24	158	Chicago	13-2	Blue	Jefferson
1988	September 19	151	Minnesota	5-3	Stewart	Toliver
1989	September 27	158	Texas	5-0	Moore	Moyer
1990	September 25	154	at Kansas City	5-0	Stewart	Appier
1992	September 28	156/157	Off Day <sup>1</sup>			
2000	October 1	161	Texas	3-0	Hudson	Glynn
2001	September 23	150	Seattle	7-4	Mulder	Garcia
2002	September 20 (Playoff)	154	Texas	4-2	Mecir	Kolb
	September 26 (Division)	159	at Seattle	5-3 (10)	Koch	Hasegawa
2003	September 23	158	Texas	4-3 (10)	Foulke	Cordero
2006	September 26	157	at Seattle	12-3	Harden	Woods
2012	October 1 (Playoff)	160	Texas	4-3	Parker	Perez
	October 3 (Division)	162	Texas	12-5	Scribner	Holland
2013	September 22	156	Minnesota	11-7	Gray	De Vries
2014	September 28	162	at Texas	4-0	Gray	Martinez
2018	September 24	157	at Seattle	7-3	Buchter	Armstrong
2019	September 27	160	at Seattle	3-4	Warren	Hendriks
2020	September 18 (Playoff)	51	San Francisco	6-0	Bassitt	Webb
	September 21 (Division)	53/54	Off Day <sup>2</sup>			

<sup>1</sup>Chicago defeated 2nd place Minnesota on the A's off day.

<sup>2</sup>Seattle defeated 2nd place Houston on the A's off day.

# ALL-TIME POSTSEASON RESULTS

## AMERICAN LEAGUE WILD CARD

2014	Date	Site	W/L	Score	Winner	Losers	Save	Attendance
1	9/30	at Kansas City	L	8-9 (12)	Frasor	Otero		40,502
2018	Date	Site	W/L	Score	Winner	Losers	Save	Attendance
1	10/3	at New York	L	2-7	Betances	Hendriks		49,620
2019	Date	Site	W/L	Score	Winner	Losers	Save	Attendance
1	10/2	Tampa Bay	L	1-5	Morton	Manaea		54,005
2020	Date	Site	W/L	Score	Winner	Losers	Save	Attendance
1	9/29	Chicago	L	1-4	Giolito	Luzardo	Colome	—
2	9/30	Chicago	W	5-3	Bassitt	Keuchel	Diekman	—
3	10/1	Chicago	W	6-4	Montas	Marshall	Hendriks	—

## AMERICAN LEAGUE DIVISION SERIES

1981	Date	Site	W/L	Score	Winner	Losers	Save	Attendance
1	10/6	at Kansas City	W	4-0	NORRIS	LEONARD		40,592
2	10/7	at Kansas City	W	2-1	McCATTY	Jones		40,274
3	10/9	at Oakland	W	4-1	Langford	Gura	Beard	40,002
2000	Date	Site	W/L	Score	Winner	Losers	Save	Attendance
1	10/3	at Oakland	W	5-3	Heredia	Clemens	Isringhausen	47,350
2	10/4	at Oakland	L	0-4	Pettitte	Appier	Rivera	47,860
3	10/6	at New York	L	2-4	Hernandez	HUDSON	Rivera	56,606
4	10/7	at New York	W	11-1	Zito	Clemens		56,915
5	10/8	at Oakland	L	5-7	Stanton	Heredia	Rivera	41,170
2001	Date	Site	W/L	Score	Winner	Losers	Save	Attendance
1	10/10	at New York	W	5-3	Mulder	Clemens	Isringhausen	56,697
2	10/11	at New York	W	2-0	Hudson	Pettitte	Isringhausen	56,684
3	10/13	at Oakland	L	0-1	Mussina	Zito	Rivera	55,861
4	10/14	at Oakland	L	2-9	Hernandez	Lidle		43,681
5	10/15	at New York	L	3-5	Stanton	Mulder	Rivera	56,642
2002	Date	Site	W/L	Score	Winner	Losers	Save	Attendance
1	10/1	at Oakland	L	5-7	Radke	Lilly	Guardado	34,853
2	10/2	at Oakland	W	9-1	Mulder	Mays		31,953
3	10/4	at Minnesota	W	6-3	Zito	Reed	Koch	55,932
4	10/5	at Minnesota	L	2-11	Milton	Hudson		55,960
5	10/6	at Oakland	L	4-5	Radke	Mulder		32,146
2003	Date	Site	W/L	Score	Winner	Losers	Save	Attendance
1	10/1	at Oakland	W	5-4 (12)	Harden	Lowe		50,606
2	10/2	at Oakland	W	5-1	Zito	Wakefield		36,305
3	10/4	at Boston	L	1-3 (11)	Williamson	Harden		35,460
4	10/5	at Boston	L	4-5	Williamson	Foulke		35,048
5	10/6	at Oakland	L	3-4	Martinez	Zito	Lowe	49,397
2006	Date	Site	W/L	Score	Winner	Losers	Save	Attendance
1	10/3	at Minnesota	W	3-2	Zito	Santana	Street	55,542
2	10/4	at Minnesota	W	5-2	Calero	Neshek	Street	55,710
3	10/6	Minnesota	W	8-3	Haren	Radke		35,694
2012	Date	Site	W/L	Score	Winner	Losers	Save	Attendance
1	10/6	at Detroit	L	1-3	Verlander	Parker	Valverde	43,323
2	10/7	at Detroit	L	4-5	Alburquerque	Balfour		40,684
3	10/9	Detroit	W	2-0	Anderson	Sanchez	Balfour	37,090
4	10/10	Detroit	W	4-3	Cook	Valverde		36,385
5	10/11	Detroit	L	0-6	VERLANDER	Parker		36,393

2013	Date	Site	W/L	Score	Winner	Loser	Save	Attendance
1	10/4	Detroit	L	2-3	Scherzer	Colón	Benoit	48,401
2	10/5	Detroit	W	1-0	Balfour	Albuquerque		48,292
3	10/7	at Detroit	W	6-3	Parker	Sanchez	Balfour	43,973
4	10/8	at Detroit	L	6-8	Scherzer	Doolittle		43,958
5	10/10	Detroit	L	0-3	Verlander	Gray	Benoit	46,959
2020	Date	Site	W/L	Score	Winner	Loser	Save	Attendance
1	10/5	*Houston	L	5-10	Taylor	Wendelken		—
2	10/6	*Houston	L	2-5	Valdez	Manaea	Pressly	—
3	10/7	*Houston	W	9-7	Hendriks	Raley		—
4	10/8	*Houston	L	6-11	Javier	Montas		—

\*indicates all games played at Dodger Stadium...A's were the home team in Games 1 and 2 and the visiting team in Games 3 and 4

## AMERICAN LEAGUE CHAMPIONSHIP SERIES

1971	Date	Site	W/L	Score	Winner	Loser	Save	Attendance
1	10/3	at Baltimore	L	3-5	McNally	Blue	Watt	42,621
2	10/4	at Baltimore	L	1-5	CUELLAR	HUNTER		35,003
3	10/5	at Oakland	L	3-5	PALMER	Segui		33,176

1972	Date	Site	W/L	Score	Winner	Loser	Save	Attendance
1	10/7	at Oakland	W	3-2 (11)	Fingers	Lolich		29,536
2	10/8	at Oakland	W	5-0	ODOM	Fryman		31,088
3	10/10	at Detroit	L	0-3	COLEMAN	Holtzman		41,156
4	10/11	at Detroit	L	3-4 (10)	Hiller	Horlen		37,615
5	10/12	at Detroit	W	2-1	Odum	Fryman	Blue	50,276

1973	Date	Site	W/L	Score	Winner	Loser	Save	Attendance
1	10/6	at Baltimore	L	0-6	PALMER	Blue		41,279
2	10/7	at Baltimore	W	6-3	Hunter	McNally	Fingers	48,425
3	10/9	at Oakland	W	2-1 (11)	HOLTZMAN	CUELLAR		34,467
4	10/10	at Oakland	L	4-5	Jackson	Fingers		27,497
5	10/11	at Oakland	W	3-0	HUNTER	Alexander		24,265

1974	Date	Site	W/L	Score	Winner	Loser	Save	Attendance
1	10/5	at Oakland	L	3-6	Cuellar	Hunter		41,609
2	10/6	at Oakland	W	5-0	HOLTZMAN	McNally		42,810
3	10/8	at Baltimore	W	1-0	BLUE	PALMER		32,060
4	10/9	at Baltimore	W	2-1	Hunter	Cuellar	Fingers	28,136

1975	Date	Site	W/L	Score	Winner	Loser	Save	Attendance
1	10/4	at Boston	L	1-7	TIANT	Holtzman		35,578
2	10/5	at Boston	L	3-6	Moret	Fingers	Drago	35,578
3	10/7	at Oakland	L	3-5	Wise	Holtzman	Drago	49,358

1981	Date	Site	W/L	Score	Winner	Loser	Save	Attendance
1	10/13	at New York	L	1-3	John	Norris	Gossage	55,740
2	10/14	at New York	L	3-13	Frazier	McCatty		48,497
3	10/15	at Oakland	L	0-4	Righetti	Keough		47,302

1988	Date	Site	W/L	Score	Winner	Loser	Save	Attendance
1	10/5	at Boston	W	2-1	Honeycutt	HURST	Eckersley	34,104
2	10/6	at Boston	W	4-3	Nelson	Smith	Eckersley	34,605
3	10/8	at Oakland	W	10-6	Nelson	Boddicker	Eckersley	49,261
4	10/9	at Oakland	W	4-1	Stewart	Hurst	Eckersley	49,406

1989	Date	Site	W/L	Score	Winner	Loser	Save	Attendance
1	10/3	at Oakland	W	7-3	Stewart	Stieb		49,435
2	10/4	at Oakland	W	6-3	Moore	Stottlemeyre	Eckersley	49,444
3	10/6	at Toronto	L	3-7	Key	Davis		50,268
4	10/7	at Toronto	W	6-5	Welch	Flanagan	Eckersley	50,076
5	10/8	at Toronto	W	4-3	Stewart	Stieb	Eckersley	50,024

1990	Date	Site	W/L	Score	Winner	Loser	Save	Attendance
1	10/6	at Boston	W	9-1	Stewart	Andersen		35,192
2	10/7	at Boston	W	4-1	Harris	Welch	Eckersley	35,070
3	10/9	at Oakland	W	4-1	Moore	BODDICKER	Eckersley	49,026
4	10/10	at Oakland	W	3-1	Stewart	Clemens	Honeycutt	49,052

1992	Date	Site	W/L	Score	Winner	Loser	Save	Attendance
1	10/7	at Toronto	W	4-3	Russell	MORRIS	Eckersley	51,039
2	10/8	at Toronto	L	1-3	Cone	Moore	Henke	51,114
3	10/10	at Oakland	L	5-7	Guzman	Darling	Henke	46,911
4	10/11	at Oakland	L	6-7 (11)	Ward	Downs	Henke	47,732
5	10/12	at Oakland	W	6-2	STEWART	Cone		44,955
6	10/14	at Toronto	L	2-9	Guzman	Moore		51,335

2006	Date	Site	W/L	Score	Winner	Loser	Save	Attendance
1	10/10	Detroit	L	1-5	Robertson	Zito		35,655
2	10/11	Detroit	L	5-8	Verlander	Loaiza	Jones	36,168
3	10/13	at Detroit	L	0-3	Rogers	Harden	Jones	41,669
4	10/14	at Detroit	L	3-6	Ledezma	Street		42,967

## WORLD SERIES

1905	Date	Site	W/L	Score	Winner	Loser	Save	Attendance
1	10/9	at Philadelphia	L	0-3	MATHEWSON	PLANK		17,955
2	10/10	at New York	W	3-0	BENDER	McGinnity		24,992
3	10/12	at Philadelphia	L	0-9	MATHEWSON	COAKLEY		10,991
4	10/13	at New York	L	0-1	McGINNITY	PLANK		13,598
5	10/14	at New York	L	0-2	MATHEWSON	BENDER		24,187

1910	Date	Site	W/L	Score	Winner	Loser	Save	Attendance
1	10/17	at Philadelphia	W	4-1	BENDER	Overall		26,891
2	10/18	at Philadelphia	W	9-3	COOMBS	Brown		24,597
3	10/20	at Chicago	W	12-5	COOMBS	McIntire		26,210
4	10/22	at Chicago	L	3-4 (10)	Brown	BENDER		19,150
5	10/23	at Chicago	W	7-2	COOMBS	BROWN		27,374

1911	Date	Site	W/L	Score	Winner	Loser	Save	Attendance
1	10/14	at New York	L	1-2	MATHEWSON	BENDER		38,281
2	10/16	at Philadelphia	W	3-1	PLANK	Marquard		26,286
3	10/17	at New York	W	3-2 (11)	COOMBS	MATHEWSON		37,216
4	10/24	at Philadelphia	W	4-2	BENDER	Mathewson		24,355
5	10/25	at New York	L	3-4 (10)	Crandall	Plank		33,228
6	10/26	at Philadelphia	W	13-2	BENDER	Ames		20,485

1913	Date	Site	W/L	Score	Winner	Loser	Save	Attendance
1	10/7	at New York	W	6-4	BENDER	Marquard		36,291
2	10/8	at Philadelphia	L	0-3 (10)	MATHEWSON	PLANK		20,563
3	10/9	at New York	W	8-2	BUSH	Tesreau		36,896
4	10/10	at Philadelphia	W	6-5	BENDER	Demaree		20,568
5	10/11	at New York	W	3-1	PLANK	MATHEWSON		36,632

1914	Date	Site	W/L	Score	Winner	Loser	Save	Attendance
1	10/9	at Philadelphia	L	1-7	RUDOLPH	Bender		20,562
2	10/10	at Philadelphia	L	0-1	JAMES	PLANK		20,562
3	10/12	at Boston	L	4-5 (12)	James	BUSH		35,520
4	10/13	at Boston	L	1-3	RUDOLPH	Shawkey		34,365

1929	Date	Site	W/L	Score	Winner	Loser	Save	Attendance
1	10/8	at Chicago	W	3-1	EHMKE	Root		50,740
2	10/9	at Chicago	W	9-3	Earnshaw	Malone		49,987
3	10/11	at Philadelphia	L	1-3	BUSH	EARNSHAW		29,921
4	10/12	at Philadelphia	W	10-8	Rommel	Blake		29,921
5	10/14	at Philadelphia	W	3-2	Walberg	MALONE		29,921

1930	Date	Site	W/L	Score	Winner	Loser	Save	Attendance
1	10/1	at Philadelphia	W	5-2	GROVE	GRIMES		32,295
2	10/2	at Philadelphia	W	6-1	EARNSHAW	Rhem		32,295
3	10/4	at St. Louis	L	0-5	HALLAHAN	Walberg		36,944
4	10/5	at St. Louis	L	1-3	HAINES	GROVE		39,946
5	10/6	at St. Louis	W	2-0	Grove	GRIMES		38,844
6	10/8	at Philadelphia	W	7-1	EARNSHAW	Hallahan		32,295

1931	Date	Site	W/L	Score	Winner	Loser	Save	Attendance
1	10/1	at St. Louis	W	6-2	GROVE	Derringer		38,529
2	10/2	at St. Louis	L	0-2	HALLAHAN	EARNSHAW		35,947
3	10/5	at Philadelphia	L	2-5	GRIMES	Grove		32,295
4	10/6	at Philadelphia	W	3-0	EARNSHAW	Johnson		32,295
5	10/7	at Philadelphia	L	1-5	HALLAHAN	Hoyt		32,295
6	10/9	at St. Louis	W	8-1	GROVE	Derringer		39,401
7	10/10	at St. Louis	L	2-4	Grimes	Earnshaw		20,805

1972	Date	Site	W/L	Score	Winner	Loser	Save	Attendance
1	10/14	at Cincinnati	W	3-2	Holtzman	Nolan	Blue	52,918
2	10/15	at Cincinnati	W	2-1	Hunter	Grimsley	Fingers	53,244
3	10/18	at Oakland	L	0-1	Billingham	Odom	Carroll	49,410
4	10/19	at Oakland	W	3-2	Fingers	Carroll		49,410
5	10/20	at Oakland	L	4-5	Grimsley	Fingers	Billingham	49,410
6	10/21	at Cincinnati	L	1-8	Grimsley	Blue	Hall	52,737
7	10/22	at Cincinnati	W	3-2	Hunter	Borbon	Fingers	56,040

1973	Date	Site	W/L	Score	Winner	Loser	Save	Attendance
1	10/13	at Oakland	W	2-1	Holtzman	Matlack	Knowles	46,021
2	10/14	at Oakland	L	7-10 (12)	McGraw	Fingers	Stone	49,151
3	10/16	at New York	W	3-2 (11)	Lindblad	Parker	Fingers	54,817
4	10/17	at New York	L	1-6	Matlack	Holtzman	Sadecki	54,817
5	10/18	at New York	L	0-2	Koosman	Blue	McGraw	54,817
6	10/20	at Oakland	W	3-1	Hunter	Seaver	Fingers	49,333
7	10/21	at Oakland	W	5-2	Holtzman	Matlack	Knowles	49,333

1974	Date	Site	W/L	Score	Winner	Loser	Save	Attendance
1	10/12	at Los Angeles	W	3-2	Fingers	Messersmith	Hunter	55,974
2	10/13	at Los Angeles	L	2-3	Sutton	Blue	Marshall	55,989
3	10/15	at Oakland	W	3-2	Hunter	Downing		49,347
4	10/16	at Oakland	W	5-2	Holtzman	Messersmith	Fingers	49,347
5	10/17	at Oakland	W	3-2	Odom	Marshall	Fingers	49,347

1988	Date	Site	W/L	Score	Winner	Loser	Save	Attendance
1	10/15	at Los Angeles	L	4-5	Pena	Eckersley		55,983
2	10/16	at Los Angeles	L	0-6	HERSHISER	Davis		56,051
3	10/18	at Oakland	W	2-1	Honeycutt	Howell		49,316
4	10/19	at Oakland	L	3-4	Belcher	Stewart	Howell	49,317
5	10/20	at Oakland	L	2-5	HERSHISER	Davis		49,317

1989	Date	Site	W/L	Score	Winner	Loser	Save	Attendance
1	10/14	at Oakland	W	5-0	STEWART	Garrelts		49,385
2	10/15	at Oakland	W	5-1	Moore	Reuschel		49,388
3	10/27	at San Francisco	W	13-7	Stewart	Garrelts		62,038
4	10/28	at San Francisco	W	9-6	Moore	Robinson	Eckersley	62,032

1990	Date	Site	W/L	Score	Winner	Loser	Save	Attendance
1	10/16	at Cincinnati	L	0-7	Rijo	Stewart		55,830
2	10/17	at Cincinnati	L	4-5 (10)	Dibble	Eckersley		55,832
3	10/19	at Oakland	L	3-8	Browning	Moore		48,269
4	10/20	at Oakland	L	1-2	Rijo	STEWART	Myers	48,613

Capitals denote complete game.

### OAKLAND'S 20-GAME WINNING STREAK, 2002

Date	Opponent	Score	Date	Opponent	Score
Aug. 13	Toronto	5-4	Aug. 24	at Detroit	12-3
Aug. 14	Toronto	4-2	Aug. 25	at Detroit	10-7
Aug. 16	Chicago	1-0	Aug. 26	at Kansas City	6-3
Aug. 17	Chicago	9-2	Aug. 27	at Kansas City	6-4
Aug. 18	Chicago	7-4	Aug. 28	at Kansas City	7-1
Aug. 19	at Cleveland	8-1	Aug. 30	Minnesota	4-2
Aug. 20	at Cleveland	6-3	Aug. 31	Minnesota	6-3
Aug. 21	at Cleveland	6-0	Sept. 1	Minnesota	7-5
Aug. 22	at Cleveland	9-3	Sept. 2	Kansas City	7-6
Aug. 23	at Detroit	9-1	Sept. 4	Kansas City	12-11

# POSTSEASON TEAM TOTALS

## AMERICAN LEAGUE WILD CARD

Year	AVG.	G	AB	R	H	TB	2B	3B	HR	RBI	SH	SF	HP	BB	IBB	SO	SB	CS	DP	E	SLG	OBP
2014	.277	1	47	8	13	19	0	0	2	8	1	0	0	6	1	15	0	0	0	0	.404	.358
2018	.152	1	33	2	5	8	0	0	1	2	0	0	0	5	0	13	0	0	0	0	.242	.263
2019	.242	1	33	1	8	8	0	0	0	1	0	1	0	3	0	12	0	0	2	0	.242	.297
2020	.194	3	93	12	18	28	1	0	3	10	0	0	0	11	1	22	0	0	1	1	.279	.301
<b>Totals</b>	<b>.214</b>	<b>6</b>	<b>206</b>	<b>23</b>	<b>44</b>	<b>63</b>	<b>1</b>	<b>0</b>	<b>6</b>	<b>21</b>	<b>1</b>	<b>1</b>	<b>0</b>	<b>25</b>	<b>2</b>	<b>62</b>	<b>0</b>	<b>0</b>	<b>3</b>	<b>2</b>	<b>.306</b>	<b>.297</b>

Year	W	L	ERA	G	GS	CG	GF	SHO	SV	IP	H	R	ER	HR	HB	BB	IBB	SO	WP	BK	AVG.
2014	0	1	6.94	1	1	0	1	0	0	11.2	15	9	9	0	0	3	0	8	1	0	.341
2018	0	1	7.88	1	1	0	1	0	0	8.0	7	7	7	2	0	4	0	6	1	0	.241
2019	0	1	5.00	1	1	0	1	0	0	9.0	7	5	5	4	0	2	0	12	0	0	.206
2020	2	1	3.67	3	3	0	3	0	2	27.0	31	11	11	5	1	6	0	29	1	0	.277
<b>Totals</b>	<b>2</b>	<b>4</b>	<b>5.17</b>	<b>6</b>	<b>6</b>	<b>0</b>	<b>6</b>	<b>0</b>	<b>2</b>	<b>55.2</b>	<b>60</b>	<b>32</b>	<b>32</b>	<b>11</b>	<b>1</b>	<b>15</b>	<b>0</b>	<b>55</b>	<b>3</b>	<b>0</b>	<b>.274</b>

## AMERICAN LEAGUE DIVISION SERIES

Year	AVG.	G	AB	R	H	TB	2B	3B	HR	RBI	SH	SF	HP	BB	IBB	SO	SB	CS	DP	E	SLG	OBP
1981	.253	3	99	10	25	39	5	0	3	9	3	0	0	6	0	10	2	2	1	3	.394	.295
2000	.263	5	167	23	44	59	9	0	2	22	1	2	2	19	1	31	3	0	6	5	.353	.342
2001	.247	5	174	12	43	70	13	1	4	11	0	2	3	11	1	31	3	0	3	6	.402	.300
2002	.288	5	184	26	53	92	13	1	8	25	0	1	1	12	1	34	1	0	2	3	.500	.333
2003	.213	5	178	18	38	51	8	1	1	15	1	0	4	21	2	37	3	0	5	.287	.310	
2006	.245	3	106	16	26	50	9	0	5	15	0	0	0	6	1	19	0	0	2	1	.472	.286
2012	.194	5	155	11	30	44	5	0	3	10	1	0	2	14	0	50	2	1	2	3	.284	.269
2013	.217	5	166	15	36	63	6	3	5	14	1	1	1	14	2	57	1	1	1	1	.380	.280
2020	.269	4	134	22	36	77	5	0	12	22	0	3	2	11	0	32	0	0	5	3	.575	.327
<b>Totals</b>	<b>.243</b>	<b>40</b>	<b>1363</b>	<b>153</b>	<b>331</b>	<b>545</b>	<b>73</b>	<b>6</b>	<b>43</b>	<b>143</b>	<b>7</b>	<b>9</b>	<b>15</b>	<b>114</b>	<b>8</b>	<b>301</b>	<b>15</b>	<b>3</b>	<b>22</b>	<b>30</b>	<b>.400</b>	<b>.306</b>

Year	W	L	ERA	G	GS	CG	GF	SHO	SV	IP	H	R	ER	HR	HB	BB	IBB	SO	WP	BK	AVG.
1981	3	0	0.67	3	3	2	1	1	1	27.0	20	2	2	0	0	7	0	11	0	0	.204
2000	2	3	3.48	5	5	1	4	0	1	44.0	41	19	17	1	1	16	2	35	0	0	.244
2001	2	3	2.86	5	5	0	5	1	2	44.0	40	18	14	3	4	11	0	29	0	0	.241
2002	2	3	4.09	5	5	0	5	0	1	44.0	52	27	20	5	2	14	1	42	4	0	.291
2003	2	3	2.98	5	5	0	5	0	0	48.1	38	17	16	8	2	18	5	39	1	0	.211
2006	3	0	2.33	3	3	0	3	0	2	27.0	26	7	7	5	0	6	0	11	0	0	.257
2012	2	3	2.89	5	5	0	5	1	1	43.2	41	17	14	2	3	7	1	39	4	0	.252
2013	2	3	3.48	5	5	0	5	1	1	44.0	38	17	17	3	2	13	1	38	1	0	.235
2020	1	3	7.46	4	4	0	4	0	0	35.0	46	33	29	12	5	11	1	28	0	0	.322
<b>Totals</b>	<b>19</b>	<b>21</b>	<b>3.43</b>	<b>40</b>	<b>40</b>	<b>3</b>	<b>37</b>	<b>4</b>	<b>9</b>	<b>357.0</b>	<b>342</b>	<b>157</b>	<b>136</b>	<b>39</b>	<b>19</b>	<b>103</b>	<b>11</b>	<b>272</b>	<b>10</b>	<b>0</b>	<b>.251</b>

## AMERICAN LEAGUE CHAMPIONSHIP SERIES

Year	AVG.	G	AB	R	H	TB	2B	3B	HR	RBI	SH	SF	HP	BB	IBB	SO	SB	CS	DP	E	SLG	OBP
1971	.229	3	96	7	22	41	8	1	3	7	2	0	0	5	0	16	0	3	3	0	.427	.267
1972	.224	5	170	13	38	49	8	0	1	10	4	1	3	12	0	35	7	2	2	3	.288	.285
1973	.200	5	160	15	32	54	5	1	5	15	4	1	2	17	3	39	3	1	2	4	.338	.283
1974	.183	4	120	11	22	37	4	1	3	11	2	1	1	22	3	16	3	3	3	2	.308	.313
1975	.194	3	98	7	19	28	6	0	1	7	0	0	0	9	0	14	0	0	2	6	.286	.262
1981	.222	3	99	4	22	28	4	1	0	4	0	0	0	6	1	23	2	0	6	4	.283	.267
1988	.299	4	137	20	41	70	8	0	7	20	0	1	0	10	3	35	1	3	1	3	.511	.345
1989	.272	5	158	26	43	75	9	1	7	23	3	2	1	20	0	32	13	3	2	3	.475	.354
1990	.299	4	127	20	38	42	4	0	0	18	4	3	4	19	2	21	9	3	5	1	.331	.399
1992	.251	6	207	24	52	71	5	1	4	23	3	2	1	24	2	33	16	2	5	7	.343	.329
2006	.221	4	131	9	29	48	7	0	4	9	0	0	1	14	0	28	0	0	7	3	.366	.301
<b>Totals</b>	<b>.238</b>	<b>46</b>	<b>1503</b>	<b>156</b>	<b>358</b>	<b>543</b>	<b>68</b>	<b>6</b>	<b>35</b>	<b>147</b>	<b>22</b>	<b>11</b>	<b>13</b>	<b>158</b>	<b>14</b>	<b>292</b>	<b>54</b>	<b>20</b>	<b>38</b>	<b>36</b>	<b>.361</b>	<b>.314</b>

Year	W	L	ERA	G	GS	CG	GF	SHO	SV	IP	H	R	ER	HR	HB	BB	IBB	SO	WP	BK	AVG.
1971	0	3	5.40	3	3	1	2	0	0	25.0	26	15	15	4	0	13	2	22	1	0	.274
1972	3	2	1.76	5	5	1	4	1	1	46.0	32	10	9	4	0	13	2	25	2	0	.198
1973	3	2	2.74	5	5	2	3	1	1	46.0	36	15	14	3	2	16	1	25	1	0	.211
1974	3	1	1.75	4	4	2	2	2	1	36.0	22	7	7	3	0	5	0	20	0	0	.177
1975	0	3	4.32	3	3	0	3	0	0	25.0	31	18	12	2	0	3	2	12	1	0	.316
1981	0	3	6.84	3	3	0	3	0	0	25.0	36	20	19	3	2	13	0	10	1	0	.336
1988	4	0	2.00	4	4	0	4	0	4	36.0	26	11	8	2	1	18	0	23	1	1	.206
1989	4	1	3.89	5	5	0	5	0	3	44.0	40	21	19	3	0	15	1	24	1	0	.242
1990	4	0	1.00	4	4	0	4	0	3	36.0	23	4	4	1	0	6	0	16	0	0	.183
1992	2	4	4.50	6	6	1	5	0	1	54.0	59	31	27	10	0	23	1	29	3	0	.281
2006	0	4	5.71	4	4	0	4	0	0	34.2	39	22	22	7	0	19	2	25	3	0	.285
<b>Totals</b>	<b>23</b>	<b>23</b>	<b>3.44</b>	<b>46</b>	<b>46</b>	<b>7</b>	<b>39</b>	<b>4</b>	<b>14</b>	<b>407.2</b>	<b>370</b>	<b>174</b>	<b>156</b>	<b>42</b>	<b>5</b>	<b>144</b>	<b>11</b>	<b>231</b>	<b>14</b>	<b>1</b>	<b>.243</b>

## WORLD SERIES

Year	AVG.	G	AB	R	H	TB	2B	3B	HR	RBI	SH	SF	HP	BB	IBB	SO	SB	CS	DP	E	SLG	OBP
1905	.161	5	155	3	25	30	5	0	0	2	3	0	1	5	-	25	2	2	2	8	.194	.193
1910	.316	5	177	35	56	80	19	1	1	30	7	0	2	17	-	24	7	7	3	11	.452	.383
1911	.244	6	205	27	50	74	15	0	3	21	7	2	0	4	-	31	4	6	0	11	.361	.256
1913	.264	5	174	23	46	64	4	4	2	21	5	2	0	7	-	16	5	2	0	5	.368	.290
1914	.172	4	128	6	22	31	9	0	0	5	2	1	0	13	-	28	2	3	2	3	.242	.246
1929	.281	5	171	26	48	71	5	0	6	26	6	1	1	13	-	27	0	2	4	4	.415	.333
1930	.197	6	178	21	35	67	10	2	6	21	4	3	1	24	-	32	0	2	3	3	.376	.291
1931	.220	7	227	22	50	64	5	0	3	20	4	0	1	28	-	46	0	0	5	2	.282	.309
1972	.209	7	220	16	46	65	4	0	5	16	6	0	1	21	5	37	1	3	2	9	.295	.281
1973	.212	7	241	21	51	75	12	3	2	20	2	1	2	28	3	62	3	4	2	9	.311	.298
1974	.211	5	142	16	30	46	4	0	4	14	7	1	2	16	1	42	3	3	3	5	.324	.298
1988	.177	5	158	11	28	37	3	0	2	11	1	1	1	17	1	41	3	0	2	2	.234	.260
1989	.301	4	146	32	44	85	8	3	9	30	0	0	1	18	3	22	4	1	2	1	.582	.382
1990	.207	4	135	8	28	41	4	0	3	8	2	1	0	12	1	28	7	0	2	5	.304	.270
<b>Totals</b>	<b>.228</b>	<b>75</b>	<b>2457</b>	<b>267</b>	<b>559</b>	<b>830</b>	<b>107</b>	<b>13</b>	<b>46</b>	<b>245</b>	<b>56</b>	<b>13</b>	<b>13</b>	<b>223</b>	<b>-</b>	<b>461</b>	<b>41</b>	<b>35</b>	<b>32</b>	<b>78</b>	<b>.338</b>	<b>.294</b>

Year	W	L	ERA	G	GS	CG	GF	SHO	SV	IP	H	R	ER	HR	HB	BB	IBB	SO	WP	BK	AVG.
1905	1	4	1.47	5	5	5	0	1	-	43.0	31	15	7	0	2	15	-	26	1	0	.203
1910	4	1	2.76	5	5	5	0	0	-	45.2	35	15	14	0	0	18	-	31	1	0	.222
1911	4	2	1.29	6	6	5	1	0	-	55.2	33	13	8	0	3	14	-	44	1	0	.175
1913	4	1	2.15	5	5	5	0	0	-	46.0	33	15	11	1	3	8	-	19	0	0	.201
1914	0	4	3.41	4	4	2	2	0	-	37.0	33	16	14	1	1	15	-	18	0	0	.244
1929	4	1	2.40	5	5	2	3	0	-	45.0	43	17	12	1	0	13	-	50	0	0	.249
1930	4	2	1.73	6	6	4	2	1	-	52.0	38	12	10	2	0	11	-	33	0	0	.200
1931	3	4	2.66	7	7	4	3	1	-	61.0	54	19	18	2	0	9	-	41	1	0	.236
1972	4	3	3.05	7	7	7	0	3	62.0	46	21	21	3	1	27	8	46	4	0	.209	
1973	4	3	2.32	7	7	0	7	0	4	66.0	66	24	17	4	3	26	6	36	3	0	.253
1974	4	1	2.05	5	5	0	5	0	3	44.0	36	11	10	4	1	16	0	32	1	0	.228
1988	1	4	3.92	5	5	0	5	0	0	43.2	41	21	19	5	1	13	0	36	1	1	.246
1989	4	0	3.50	4	4	1	3	1	1	36.0	28	14	14	4	0	8	0	27	2	0	.209
1990	0	4	3.82	4	4	1	3	0	0	35.1	45	22	15	3	1	15	1	9	2	0	.317
<b>Totals</b>	<b>41</b>	<b>34</b>	<b>2.54</b>	<b>75</b>	<b>75</b>	<b>34</b>	<b>41</b>	<b>4</b>	<b>-</b>	<b>672.1</b>	<b>562</b>	<b>235</b>	<b>190</b>	<b>30</b>	<b>16</b>	<b>208</b>	<b>-</b>	<b>448</b>	<b>17</b>	<b>1</b>	<b>.227</b>

## OAKLAND A'S OPENING DAY TRIVIA

### Most Starts

12 Rickey Henderson  
 11 Eric Chavez  
 9 Sal Bando  
 Reggie Jackson  
 Carney Lansford  
 Mark McGwire  
 Terry Steinbach  
 8 Bert Campaneris  
 Mark Ellis  
 Dwayne Murphy

### Most Starts by Position

P: Stewart 6, Langford, 5, Hunter 3, Hudson 3  
 C: Steinbach 9, Suzuki 5, Heath 4, Hernandez 4  
 1B: McGwire 9, Giambi 4, Barton 4  
 2B: Ellis 8, Green 6, Phillips 4  
 3B: Chavez 10, Bando 9, Lansford 9  
 SS: Campaneris 8, Semien 6, three with 5  
 LF: Henderson 12, Rudi 4, four with 2  
 CF: Murphy 8, North 5, D. Henderson 5  
 RF: Jackson 8, Armas 5, Canseco 5, Davis 5  
 DH: Berroa 3, Durazo 3, Davis 3

### Most Consecutive Starts

P: 5 Stewart (1988-92)  
 C: 9 Steinbach (1988-96)  
 1B: 8 McGwire (1988-95)  
 2B: 7 Ellis (2005-11)  
 3B: 9 Bando (1968-76), Chavez (1999-2007)  
 SS: 6 Semien (2015-20)  
 LF: 6 Henderson (1990-95)  
 CF: 8 Murphy (1980-87)  
 RF: 8 Jackson (1968-75)  
 DH: 3 Berroa (1995-97), Durazo (2003-05), Davis (2018-20)



# WILD CARD SERIES RECORDS

## INDIVIDUAL BATTING

### Highest Batting Average

Career (min. 10 pa).....333 (Sean Murphy, 2019-20)  
Series (min. 5 pa)......500 (Josh Reddick, 2014)

### Highest Slugging Percentage

Career (min. 10 pa)......667 (Sean Murphy, 2019-20)  
Series (min. 5 pa).....1.600 (Brandon Moss, 2014)

### Highest On-Base Percentage

Career (min. 10 pa)......455 (Sean Murphy, 2019-20)  
Series (min. 5 pa)......667 (Josh Reddick, 2014)

### Most Games Played

Career.....5 (Mark Canha, 2018-20)  
5 (Ramón Laureano, 2018-20)  
5 (Matt Olson, 2018-20)  
5 (Marcus Semien, 2018-20)

### Most At Bats

Career.....20 (Marcus Semien, 2020)  
Series.....12 (Marcus Semien, 2020)  
Game.....6 (Coco Crisp, 2014, 12 innings)

### Most Runs

Career.....3 (Tommy La Stella, 2020)  
3 (Sean Murphy, 2019-20)  
3 (Marcus Semien, 2018-20)  
Series.....3 (Tommy La Stella, 2020)  
3 (Sean Murphy, 2020)  
Game.....2 (four times, last: La Stella and Murphy, 2020 Game 3)

### Most Hits

Career.....5 (Marcus Semien, 2018-20)  
Series.....3 (four times, last:  
La Stella, Murphy, Pinder and Semien, 2020)  
Game.....2 (10 times, last:  
Chad Pinder and Marcus Semien, 2020 Game 3)  
Hitting Streak, Series.....3 (Tommy La Stella, 2020)  
3 (Sean Murphy, 2020)  
Hitting Streak, Career 3 (Tommy La Stella, Sept. 29, 2020-present)  
3 (Sean Murphy, Sept. 29, 2020-present)

### Most Doubles

Career.....1 (Marcus Semien, 2018-20)  
Series.....1 (Marcus Semien, 2020)  
Game.....1 (Marcus Semien, 2020 Game 3)

### Most Triples

Career.....None  
Series.....None  
Game.....None

### Most Home Runs

Career.....2 (Khris Davis, 2018-20)  
2 (Brandon Moss, 2014)  
Series.....2 (Brandon Moss, 2014)  
Game.....2 (Brandon Moss, 2014)  
Grand Slams.....None  
Pinch Hit.....None  
Inside The Park.....None  
Leadoff.....None  
Game Ending.....None

### Most RBI

Career.....5 (Brandon Moss, 2014)  
Series.....5 (Brandon Moss, 2014)  
Game.....5 (Brandon Moss, 2014)

### Most Total Bases

Career.....9 (Khris Davis, 2018-20)  
9 (Marcus Semien, 2018-20)  
Series.....8 (Brandon Moss, 2014)  
Game.....8 (Brandon Moss, 2014)

### Most Extra Base Hits

Career.....2 (Khris Davis, 2018-20)  
2 (Brandon Moss, 2014)  
2 (Marcus Semien, 2018-20)  
Series.....2 (Marcus Semien, 2020)  
2 (Brandon Moss, 2014)  
Game.....2 (Brandon Moss, 2014)

### Most Walks

Career.....6 (Matt Olson, 2018-20)  
Series.....3 (Matt Olson, 2020)  
Game.....2 (four times, last: Murphy and Olson, 2020 Game 3)

### Most Strikeouts

Career.....7 (Khris Davis, 2018-20)  
7 (Ramón Laureano, 2018-20)  
7 (Matt Olson, 2018-20)  
Series.....6 (Matt Olson, 2020)  
Game.....3 (four times, last: Matt Olson, 2020 Game 3)

### Most Stolen Bases

Career.....None  
Series.....None  
Game.....None

## INDIVIDUAL PITCHING

### Most Games Won

Career.....1 (Chris Bassitt, 2019-20)  
1 (Frankie Montas, 2020)  
Series.....1 (Chris Bassitt, 2020)  
1 (Frankie Montas, 2020)

### Most Games Lost

Career.....1 (four players tied)  
Series.....1 (four players tied)

### Most Saves

Career.....1 (Jake Diekman, 2019-20)  
1 (Liam Hendriks, 2018-20)  
Series.....1 (Jake Diekman, 2020)  
1 (Liam Hendriks, 2020)

### Lowest Earned Run Average

Career (min. 6.0 ip).....1.29 (Chris Bassitt, 2019-20)  
Series (min 4.0 ip).....1.29 (Chris Bassitt, 2020)

### Most Games

Career.....4 (Jake Diekman, 2019-20)  
4 (Liam Hendriks, 2018-20)  
Series.....3 (Jake Diekman, 2020)

### Most Games Started

Career.....	1 (six players tied)
Series.....	1 (six players tied)

### Most Complete Games

Career.....	None
Series.....	None

### Most Innings Pitched

Career.....	7.1 (Jon Lester, 2014)
Series.....	7.1 (Jon Lester, 2014)
Game.....	7.1 (Jon Lester, 2014)

### Most Hits

Career.....	8 (Jon Lester, 2014)
Series.....	8 (Jon Lester, 2014)
Game.....	8 (Jon Lester, 2014)
Game, Fewest.....	No complete games

### Most Runs

Career.....	6 (Jon Lester, 2014)
Series.....	6 (Jon Lester, 2014)
Game.....	6 (Jon Lester, 2014)

### Most Earned Runs

Career.....	6 (Jon Lester, 2014)
Series.....	6 (Jon Lester, 2014)
Game.....	6 (Jon Lester, 2014)

### Most Walks

Career.....	2 (five players tied)
Series.....	2 (four times, last: Jake Diekman, 2020)
Game.....	2 (Jesus Luzardo, 2019) 2 (Blake Treinen, 2018) 2 (Jon Lester, 2014)

### Most Strikeouts

Career.....	10 (Liam Hendriks, 2018-20)
Series.....	8 (Liam Hendriks, 2020)
Game.....	5 (five times, last: Bassitt and Hendriks, 2020 Game 2)

### Most Home Runs

Career.....	3 (Sean Manaea, 2019)
Series.....	3 (Sean Manaea, 2019)
Game.....	3 (Sean Manaea, 2019)

### TEAM GAME

#### Batting

At Bats.....	47 (2014, 12 innings)
Runs.....	8 (2014, 12 innings)
Runs, Inning.....	5 (2014, 6th inn.)
Hits.....	13 (2014, 12 innings)
Doubles.....	1 (2020 Game 3)
Triples.....	None
Home Runs.....	2 (2020 Game 2) 2 (2014)
Home Runs, Inning.....	1 (six times, last: 2020 Game 3, 4th inn.)
Home Runs, Back-to-Back.....	None
Total Bases.....	19 (2014, 12 innings)
Extra Base Hits.....	2 (2020 Game 3) 2 (2020 Game 2) 2 (2014, 12 innings)
Runs Batted In.....	8 (2014, 12 innings)
Walks.....	9 (2020 Game 3)
Strikeouts.....	15 (2014, 12 innings)
Stolen Bases.....	None

#### Pitching

Hits.....	15 (2014, 12 innings)
Runs.....	9 (2014, 12 innings)
Runs, Inning.....	4 (2018, 6th inn.)
Earned Runs.....	9 (2014, 12 innings)
Walks.....	4 (2018)
Strikeouts.....	12 (2019)
Home Runs.....	4 (2019)

### TEAM MISCELLANEOUS

Consecutive Wins.....	2 (Sept. 30, 2020-present)
Consecutive Losses.....	4 (Sept. 30, 2014 to Sept. 29, 2020)
Shutouts.....	None
Longest Nine Inning Game.....	4:09 (2020 Game 3)
Longest Extra Inning Game.....	4:45 (2014, 12 inn.)
Fastest Game.....	2:53 (2020 Game 1)
Extra Inning Games.....	2014 (8-9, 12 inn.)
Margin of Victory.....	2 (2020 Game 2, 5-3) 2 (2020 Game 3, 6-4)
Margin of Defeat.....	5 (2018, 2-9)
Largest Deficit Overcome to Win.....	3 (2020 Game 3)
Largest Lead Surrendered to Lose.....	4 (2014)
Left On Base, Game.....	12 (2020 Game 3)
Fewest Left On Base, Game.....	3 (2020 Game 1) 3 (2020 Game 2)
Double Plays Turned, Game.....	1 (2020 Game 3) 1 (2018)
Errors, Series.....	1 (2020)
Errors, Game.....	1 (2020 Game 3)

### OAKLAND A'S OPENING DAY TRIVIA

#### Youngest Opening Day Starters

Claudell Washington, LF (1975)	20 yrs, 220 days
Rickey Henderson, LF (1980)	21 yrs, 106 days
Eric Chavez, 3B (1999)	21 yrs, 119 days
Claudell Washington, RF (1976)	21 yrs, 221 days
Vida Blue, P (1971)	21 yrs, 251 days
Jose Canseco, LF (1986)	21 yrs, 280 days
Reggie Jackson, RF (1968)	21 yrs, 327 days
Ben Grievie, RF (1998)	21 yrs, 332 days

#### Oldest Opening Day Starters

Reggie Jackson, DH (1987)	40 yrs, 324 days
Tom Candiotti, P (1998)	40 yrs, 213 days
Joe Morgan, 2B (1984)	40 yrs, 196 days
Tony Phillips, 2B (1999)	39 yrs, 344 days
Randy Velarde, 2B (2002)	39 yrs, 128 days
Rickey Henderson, LF (1998)	39 yrs, 97 days
Don Baylor, DH (1988)	38 yrs, 281 days
Mike Piazza, DH (2007)	38 yrs, 209 days
Dave Stewart, P (1995)	38 yrs, 66 days

# DIVISION SERIES RECORDS

## INDIVIDUAL BATTING

### Highest Batting Average

Career (min. 25 pa).....	.350 (Yoenis Céspedes, 2012-13)
Series (min. 10 pa).....	.545 (Tony Armas, 1981) .545 (Dwayne Murphy, 1981)

### Highest Slugging Percentage

Career (min. 25 pa).....	.525 (Yoenis Céspedes, 2012-13)
Series (min. 10 pa).....	1.200 (Frank Thomas, 2006)

### Highest On-Base Percentage

Career (min. 25 pa).....	.477 (Jason Giambi, 2000-01)
Series (min. 10 pa).....	.611 (Marcus Semien, 2020)

### Most Games Played

Career.....	23 (Eric Chavez, 2000-03, 06)
-------------	-------------------------------

### Most At Bats

Career.....	95 (Eric Chavez, 2000-03, 06)
Series.....	23 (Miguel Tejada, 2003)
Game.....	6 (Eric Chavez, 2003 Game 1, 12 innings) 6 (Miguel Tejada, 2003 Game 1, 12 innings)

### Most Runs

Career.....	10 (Eric Chavez, 2000-03, 06)
Series.....	7 (Ray Durham, 2002)
Game.....	3 (Coco Crisp, 2013 Game 4) 3 (Ray Durham, 2002 Game 2) 3 (Rickey Henderson, 1981 Game 3)

### Most Hits

Career.....	21 (Eric Chavez, 2000-03, 06)
Series.....	9 (Johnny Damon, 2001)
Game.....	4 (five times, last: Coco Crisp, 2013 Game 4)
Hitting Streak, Series.....	5 (six times, last: Yoenis Céspedes, 2013)
Hitting Streak, Career.....	10 (Yoenis Céspedes, October 6, 2012-present)

### Most Doubles

Career.....	7 (Miguel Tejada, 2000-03)
Series.....	4 (Marco Scutaro, 2006)
Game.....	2 (six times, last: Coco Crisp, 2013 Game 3)

### Most Triples

Career.....	1 (six times, last: Céspedes, Crisp and Vogt, 2013)
Series.....	1 (six times, last: Céspedes, Crisp and Vogt, 2013)
Game.....	1 (six times, last: Coco Crisp, 2013 Game 4)

### Most Home Runs

Career.....	4 (Terrence Long, 2000-03)
Series.....	2 (seven times, last: Davis, Laureano, Olson and Pinder, 2020)
Game.....	2 (Ramon Laureano, 2020 Game 4) 2 (Frank Thomas, 2006 Game 1) 2 (Terrence Long, 2001 Game 1)
Grand Slams.....	none
Pinch Hit.....	none
Inside The Park.....	Mark Kotsay, 2006 Game 2 Ray Durham, 2002 Game 3

Leadoff.....	Coco Crisp, 2012 Game 1 Ray Durham, 2002 Game 3
Game Ending.....	none

### Most RBI

Career.....	10 (Eric Chavez, 2000-03, 06)
Series.....	6 (Marco Scutaro, 2006)
Game.....	4 (Ramón Laureano, 2020 Game 4) 4 (Chad Pinder, 2020 Game 3) 4 (Marco Scutaro, 2006 Game 3)

### Most Total Bases

Career.....	33 (Eric Chavez, 2000-03, 06)
Series.....	16 (Ray Durham, 2002) 16 (Terrence Long, 2001)
Game.....	9 (Frank Thomas, 2006 Game 1)

### Most Extra Base Hits

Career.....	8 (Eric Chavez, 2000-03, 06) 8 (Miguel Tejada, 2000-03)
Series.....	5 (Ray Durham, 2002) 5 (Terrence Long, 2001)
Game.....	2 (13 times, last: Ramón Laureano, 2020 Game 4)

### Most Walks

Career.....	11 (Jason Giambi, 2000-01)
Series.....	7 (Jason Giambi, 2000)
Game.....	3 (Coco Crisp, 2013 Game 1) 3 (Jason Giambi, 2000 Game 4)

### Most Strikeouts

Career.....	20 (Brandon Moss, 2012-13)
Series.....	13 (Brandon Moss, 2013)
Game.....	4 (Khris Davis, 2020 Game 4) 4 (Stephen Drew, 2012 Game 5) 4 (Ben Grieve, 2000 Game 5)

### Most Stolen Bases

Career.....	2 (Yoenis Céspedes, 2012-13) 2 (Johnny Damon, 2001) 2 (Rickey Henderson, 1981)
Series.....	2 (Yoenis Céspedes, 2012) 2 (Johnny Damon, 2001) 2 (Rickey Henderson, 1981)
Game.....	2 (Yoenis Céspedes, 2012 Game 2) 2 (Johnny Damon, 2001 Game 1)

## INDIVIDUAL PITCHING

### Most Games Won

Career.....	4 (Barry Zito, 2000-03, 06)
Series.....	1 (19 times)

### Most Games Lost

Career.....	2 (four players tied)
Series.....	2 (Jarrod Parker, 2012)

### Most Saves

Career.....	3 (Jason Isringhausen, 2000-01)
Series.....	2 (Huston Street, 2006) 2 (Jason Isringhausen, 2001)

### Lowest Earned Run Average

Career (min. 10.0 ip) .....	1.74 (Jim Mecer, 2000-03)
Series .....	0.00 (Ted Lilly, 2003, 9.0 ip)
	0.00 (Mike Norris, 1981, 9.0 ip)

### Most Games

Career .....	7 (Sean Doolittle, 2012-13)
	7 (Chad Bradford, 2001-03)
	7 (Tim Hudson, 2000-03)
	7 (Jim Mecer, 2000-03)
Series .....	4 (five times, last: Sean Doolittle and Dan Otero, 2013)

### Most Games Started

Career .....	6 (Tim Hudson, 2000-03)
	6 (Barry Zito, 2000-03, 06)
Series .....	2 (six times, last: Sonny Gray, 2013)

### Most Complete Games

Career .....	1 (three players tied)
Series .....	1 (Tim Hudson, 2000)
	1 (Steve McCatty, 1981)
	1 (Mike Norris, 1981)

### Most Innings Pitched

Career .....	40.2 (Barry Zito, 2000-03, 06)
Series .....	13.0 (Sonny Gray, 2013)
	13.0 (Barry Zito, 2003)
	13.0 (Mark Mulder, 2002)
Game .....	9.0 (Steve McCatty, 1981 Game 2)
	9.0 (Mike Norris, 1981 Game 1)

### Most Hits

Career .....	37 (Tim Hudson, 2000-03)
Series .....	14 (Jarrod Parker, 2012)
	14 (Mark Mulder, 2002)
	14 (Mark Mulder, 2001)
Game .....	10 (Bartolo Colón, 2013 Game 1)
	10 (Tim Hudson, 2003 Game 1)
	10 (Rick Langford, 1981 Game 3)
Game, Fewest .....	4 (Mike Norris, 1981 Game 1)

### Most Runs

Career .....	19 (Tim Hudson, 2000-03)
Series .....	11 (Tim Hudson, 2002)
Game .....	7 (Tim Hudson, 2002 Game 4)

### Most Earned Runs

Career .....	13 (Tim Hudson, 2000-03)
Series .....	9 (Gil Heredia, 2000)
Game .....	6 (Gil Heredia, 2000 Game 5)

### Most Walks

Career .....	14 (Barry Zito, 2000-03, 06)
Series .....	6 (Sonny Gray, 2013)
	6 (Kevin Appier, 2000)
Game .....	5 (Kevin Appier, 2000 Game 2)

### Most Strikeouts

Career .....	33 (Barry Zito, 2000-03, 06)
Series .....	13 (Barry Zito, 2003)
	13 (Kevin Appier, 2000)
Game .....	9 (Sonny Gray, 2013 Game 2)
	9 (Barry Zito, 2003 Game 2)
	9 (Mark Mulder, 2002 Game 5)

### Most Home Runs

Career .....	5 (Tim Hudson, 2000-03)
Series .....	2 (nine times, last: Bassitt, Luzardo, Manaea, Montas, 2020)
Game .....	2 (eight times, last: Frankie Montas, 2020 Game 4)

## TEAM GAME

### Batting

At Bats .....	41 (2003 Game 1, 12 innings)
	41 (2002 Game 1)
Runs .....	11 (2000 Game 4)
Runs, Inning .....	5 (2003 Game 2, 2nd inn.)
	5 (2002 Game 2, 4th inn.)
Hits .....	14 (2002 Game 2)
Doubles .....	5 (2006 Game 2)
	5 (2002 Game 2)
Triples .....	1 (six times, last: 2013 Game 4)
Home Runs .....	5 (2020 Game 3)
Home Runs, Inning .....	2 (2013 Game 3, 5th inn.)
	2 (2002 Game 3, 1st inn.)
Home Runs, Back-to-Back .....	Ray Durham and Scott Hatteberg, 2002 Game 3
Total Bases .....	28 (2020 Game 3)
Extra Base Hits .....	7 (2020 Game 3)
	7 (2002 Game 2)
Runs Batted In .....	11 (2000 Game 4)
Walks .....	10 (2003 Game 1)
Strikeouts .....	16 (2013 Game 1)
Stolen Bases .....	2 (four times, last: 2012 Game 2)

### Pitching

Hits .....	16 (2020 Game 1)
Runs .....	11 (2020 Game 4)
	11 (2002 Game 4)
Runs, Inning .....	7 (2002 Game 4, 4th inn.)
Earned Runs .....	11 (2020 Game 4)
Walks .....	7 (2003 Game 1)
Strikeouts .....	12 (2013 Game 4)
Home Runs .....	4 (2020 Game 4)

## TEAM MISCELLANEOUS

Consecutive Wins .....	4 (Oct. 6, 1981 to Oct. 3, 2000)
Consecutive Losses .....	4 (Oct. 8, 2013 to Oct. 6, 2020)
	4 (Oct. 13, 2001 to Oct. 11, 2002)
Shutouts .....	4
	2013 Game 2 (1-0; Gray, Balfour)
	2012 Game 3 (2-0; Anderson, Cook, Doolittle, Balfour)
	2001 Game 2 (2-0; Hudson, Isringhausen)
	1981 Game 1 (4-0; Norris)
Longest Nine Inning Game .....	4:13 (2001 Game 4)
Longest Extra Inning Game .....	4:37 (2003 Game 1, 12 inn.)
Fastest Game .....	2:19 (2006 Game 1)
Extra Inning Games .....	2003 Game 1 (5-4, 12 inn.)
	2003 Game 3 (1-3, 11 inn.)
Margin of Victory .....	10 (2000 Game 4, 11-1)
Margin of Defeat .....	9 (2002 Game 4, 2-11)
Largest Deficit Overcome to Win .....	3 (2020 Game 3)
Largest Lead Surrendered to Lose .....	4 (2002 Game 1)
Left On Base, Game .....	12 (2003 Game 1, 12 inn.)
	12 (2002 Game 1)
Fewest Left On Base, Game .....	1 (2020 Game 2)
Double Plays Turned, Game .....	2 (11 times, last: 2020 Game 4)
Errors, Series .....	6 (2001)
Errors, Game .....	4 (2003 Game 3)

# LEAGUE CHAMPIONSHIP SERIES RECORDS

## INDIVIDUAL BATTING

### Highest Batting Average

Career (min. 30 pa).....	.410 (Harold Baines)
Series (min. 10 pa).....	.500 (Milton Bradley, 2006) .500 (Sal Bando, 1975)

### Highest Slugging Percentage

Career (min. 30 pa).....	.568 (Jose Canseco)
Series (min. 10 pa).....	1.000 (Rickey Henderson, 1989)

### Highest On-Base Percentage

Career (min. 30 pa).....	.439 (Harold Baines)
Series (min. 10 pa).....	.609 (Rickey Henderson, 1989)

### Most Games Played

Career.....	20 (Sal Bando) 20 (Reggie Jackson)
-------------	---------------------------------------

### Most At Bats

Career.....	75 (Reggie Jackson)
Series.....	25 (Harold Baines, 1992)
Game.....	6 (Rickey Henderson, 1992 Game 4)

### Most Runs

Career.....	14 (Rickey Henderson)
Series.....	8 (Rickey Henderson, 1989)
Game.....	3 (Mark McGwire, 1988 Game 3)

### Most Hits

Career.....	21 (Rickey Henderson)
Series.....	11 (Harold Baines, 1992)
Game.....	4 (Milton Bradley, 2006 Game 2) 4 (Jerry Browne, 1992 Game 5) 4 (Sal Bando, 1975 Game 2)
Hitting Streak, Series.....	5 (Ruben Sierra, Oct. 8-14, 1992) 5 (Bert Campaneris, October 6-11, 1973) 5 (Matty Alou, October 7-12, 1972)
Hitting Streak, Career.....	8 (Harold Baines, October 6, 1991-October 11, 1992) 8 (Rickey Henderson, Oct. 4, 1989-Oct. 10, 1990) 8 (Dave Henderson, October 5, 1988-October 7, 1989)

### Most Doubles

Career.....	4 (Matty Alou) 4 (Sal Bando) 4 (Dave Henderson) 4 (Joe Rudi)
Series.....	4 (Matty Alou, 1972)
Game.....	2 (seven times, last: Mark Kotsay, 2006 Game 2)

### Most Triples

Career.....	2 (Rickey Henderson)
Series.....	1 (six times)
Game.....	1 (six times, last: Ruben Sierra, 1992 Game 2)

### Most Home Runs

Career.....	5 (Sal Bando)
Series.....	3 (Jose Canseco, 1988)
Game.....	2 (Milton Bradley, 2006 Game 2) 2 (Rickey Henderson, 1989 Game 4) 2 (Sal Bando, 1973 Game 2) 2 (Reggie Jackson, 1971 Game 3)
Grand Slams.....	none
Pinch Hit.....	none
Inside The Park.....	none
Leadoff.....	Bert Campaneris, 1973 Game 2
Game Ending.....	Bert Campaneris, 1973 Game 3

### Most RBI

Career.....	11 (Mark McGwire)
Series.....	7 (Ruben Sierra, 1992)
Game.....	4 (Milton Bradley, 2006 Game 2) 4 (Rickey Henderson, 1989 Game 4)

### Most Total Bases

Career.....	39 (Sal Bando)
Series.....	17 (Milton Bradley, 2006)
Game.....	10 (Milton Bradley, 2006 Game 2)

### Most Extra Base Hits

Career.....	9 (Sal Bando)
Series.....	4 (six times, last: Milton Bradley, 2006)
Game.....	2 (15 times, last: Milton Bradley and Mark Kotsay, 2006 Game 2)

### Most Walks

Career.....	13 (Rickey Henderson) 13 (Gene Tenace)
Series.....	7 (Rickey Henderson, 1989)
Game.....	3 (four times, last: Mark McGwire, 1992 Game 5)

### Most Strikeouts

Career.....	17 (Reggie Jackson)
Series.....	7 (Terry Steinbach, 1992) 7 (Jose Canseco, 1989) 7 (Dave Henderson, 1988)
Game.....	3 (10 times, last: Nick Swisher and Frank Thomas, 2006 Game 2)

### Most Stolen Bases

Career.....	14 (Rickey Henderson)
Series.....	8 (Rickey Henderson, 1989)
Game.....	4 (Rickey Henderson, 1989 Game 2)

## INDIVIDUAL PITCHING

### Most Games Won

Career.....	6 (Dave Stewart)
Series.....	2 (five times, last: Dave Stewart, 1990)

### Most Games Lost

Career.....	3 (Ken Holtzman)
Series.....	2 (Mike Moore, 1992) 2 (Ken Holtzman, 1975)



# WORLD SERIES RECORDS

## INDIVIDUAL BATTING

### Highest Batting Average

Career (min. 25 pa).....412 (Rickey Henderson)  
Series (min. 10 pa).....474 (Rickey Henderson, 1989)

### Highest Slugging Percentage

Career (min. 25 pa).....794 (Rickey Henderson)  
Series (min. 10 pa).....923 (Dave Henderson, 1989)

### Highest On-Base Percentage

Career (min. 25 pa).....487 (Rickey Henderson)  
Series (min. 10 pa).....591 (Mickey Cochrane, 1929)

### Most Games Played

Career.....20 (Frank Baker)  
20 (Jack Barry)  
20 (Eddie Collins)

### Most At Bats

Career.....82 (Frank Baker)  
Series.....31 (Bert Campaneris, 1973)  
Game.....6 (five times, last: Rickey Henderson, 1989 Game 4)

### Most Runs

Career.....15 (Frank Baker)  
Series.....7 (Frank Baker, 1911)  
Game.....4 (Carney Lansford, 1989 Game 3)

### Most Hits

Career.....31 (Frank Baker)  
Series.....9 (nine times, last: Rickey Henderson, 1989)  
Game.....4 (Dave Henderson, 1988 Game 4)  
4 (Reggie Jackson, 1973 Game 2)  
4 (Danny Murphy, 1911 Game 6)  
Hitting Streak, Series.....6 (Jimmie Foxx, Oct. 1-8, 1930)  
Hitting Streak, Career.....  
8 (Jimmie Foxx, October 1, 1930 to October 2, 1931)  
8 (Jack Barry, October 17, 1911 to October 10, 1913)

### Most Doubles

Career.....9 (Jack Barry)  
Series.....4 (Jack Barry, 1911)  
4 (Eddie Collins, 1910)  
Game.....2 (13 times, last: Rickey Henderson, 1990 Game 1)

### Most Triples

Career.....2 (Rickey Henderson)  
2 (Eddie Collins)  
Series.....2 (Rickey Henderson, 1989)  
2 (Eddie Collins, 1913)  
Game.....1 (14 times, last: Rickey Henderson, 1989 Game 4)

### Most Home Runs

Career.....6 (Al Simmons)  
Series.....4 (Gene Tenace, 1972)  
Game.....2 (Dave Henderson, 1989 Game 3)  
2 (Gene Tenace, 1972 Game 1)  
Grand Slams.....Jose Canseco, 1988 Game 1  
Pinch Hit.....none  
Inside The Park.....Mule Haas, 1929 Game 4  
Leadoff.....Rickey Henderson, 1989 Game 4  
Game Ending.....Mark McGwire, 1988 Game 3

### Most RBI

Career.....18 (Frank Baker)  
Series.....9 (Gene Tenace, 1972)  
9 (Danny Murphy, 1910)  
Game.....4 (Dave Henderson, 1989 Game 3)  
4 (Jose Canseco, 1988 Game 1)  
4 (Al Simmons, 1929 Game 2)  
4 (Wally Schang, 1913 Game 4)

### Most Total Bases

Career.....47 (Frank Baker)  
Series.....21 (Gene Tenace, 1972)  
Game.....10 (Dave Henderson, 1989 Game 3)

### Most Extra Base Hits

Career.....11 (Al Simmons)  
Series.....5 (Gene Tenace, 1972)  
5 (Reggie Jackson, 1973)  
Game.....3 (Dave Henderson, 1989 Game 3)

### Most Walks

Career.....17 (Mickey Cochrane)  
Series.....11 (Gene Tenace, 1973)  
Game.....3 (Gene Tenace, 1973 Game 5)  
3 (Gene Tenace, 1973 Game 2)  
3 (Mickey Cochrane, 1929 Game 2)

### Most Strikeouts

Career.....17 (Sal Bando)  
Series.....9 (Dib Williams, 1931)  
Game.....3 (seven times, last: Dave Stewart, 1988 Game 1)

### Most Stolen Bases

Career.....10 (Eddie Collins)  
Series.....4 (Eddie Collins, 1910)  
Game.....2 (four times, last: Rickey Henderson, 1989 Game 3)

## INDIVIDUAL PITCHING

### Most Games Won

Career.....6 (Chief Bender)  
Series.....3 (Jack Coombs, 1910)

### Most Games Lost

Career.....5 (Eddie Plank)  
Series.....2 (Dave Stewart, 1990)  
2 (Storm Davis, 1988)  
2 (George Earnshaw, 1931)  
2 (Eddie Plank, 1905)

### Most Saves

Career.....6 (Rollie Fingers)  
Series.....2 (four times, last: Rollie Fingers, 1974)

### Lowest Earned Run Average

Career (min 10.0 ip).....1.32 (Eddie Plank)  
Series (min 10.0 ip).....0.00 (Darold Knowles, 1973, 6.1 ip)  
0.00 (Lefty Grove, 1929, 6.1 ip)  
0.00 (Rube Walberg, 1929, 6.1 ip)

### Most Games

Career.....16 (Rollie Fingers, 1973)  
Series.....7 (Darold Knowles, 1973)

### Most Games Started

Career..... 10 (Chief Bender)  
Series ..... 3 (six times, last: Ken Holtzman, 1973)

### Most Complete Games

Career..... 9 (Chief Bender)  
Series ..... 3 (Chief Bender, 1911)  
                  3 (Jack Coombs, 1910)

### Most Innings Pitched

Career..... 85.0 (Chief Bender)  
Series ..... 27.0 (Jack Coombs, 1910)  
Game ..... 11.0 (Joe Bush, 1914 Game 3)  
                  11.0 (Jack Coombs, 1911 Game 3)

### Most Hits

Career..... 64 (Chief Bender)  
Series ..... 28 (Lefty Grove, 1931)  
Game ..... 12 (Lefty Grove, 1931 Game 1)  
Game, Fewest ..... 2 (George Earnshaw, 1931 Game 4)  
                  2 (Eddie Plank, 1913 Game 5)

### Most Runs

Career..... 28 (Chief Bender)  
Series ..... 10 (Storm Davis, 1988)  
                  10 (Jack Coombs, 1910)  
Game ..... 9 (Andy Coakley, 1905 Game 3)

### Most Earned Runs

Career..... 23 (Chief Bender)  
Series ..... 10 (Storm Davis, 1988)  
                  10 (Jack Coombs, 1910)  
Game ..... 6 (Storm Davis, 1988 Game 2)  
                  6 (Chief Bender, 1914 Game 1)

### Most Walks

Career..... 21 (Chief Bender)  
Series ..... 14 (Jack Coombs, 1910)  
Game ..... 9 (Jack Coombs, 1910 Game 2)

### Most Strikeouts

Career..... 59 (Chief Bender)  
Series ..... 20 (George Earnshaw, 1931)  
                  20 (Chief Bender, 1911)  
Game ..... 13 (Howard Ehmke, 1929 Game 1)

### Most Home Runs

Career..... 4 (Vida Blue)  
                  4 (Jim Hunter)  
Series ..... 3 (Storm Davis, 1988)  
Game ..... 2 (four times, last: Mike Moore, 1990 Game 3)

### TEAM GAME

#### Batting

At Bats ..... 47 (1973 Game 2)  
Runs ..... 13 (1989 Game 3)  
                  13 (1911 Game 6)  
Runs, Inning ..... 10 (1929 Game 4, 7th inn.)  
Hits ..... 15 (1929 Game 4)  
                  15 (1910 Game 3)  
Doubles ..... 7 (1911 Game 4)

Triples ..... 3 (1973 Game 2)  
Home Runs ..... 5 (1989 Game 3)  
Home Runs, Inning ..... 2 (1989 Game 3, 5th inn.)  
                  2 (1989 Game 3, 4th inn.)  
                  2 (1973 Game 7, 3rd inn.)  
                  2 (1929 Game 4, 7th inn.)

Home Runs, Back-to-Back ..... none  
Total Bases ..... 31 (1989 Game 3)  
Extra Base Hits ..... 7 (1989 Game 3)  
                  7 (1973 Game 2)  
                  7 (1930 Game 6)  
                  7 (1911 Game 4)  
Runs Batted In ..... 12 (1989 Game 3)  
Walks ..... 7 (four times, last: 1989 Game 4)  
Strikeouts ..... 15 (1973 Game 2)  
Stolen Bases ..... 4 (1910 Game 5)

#### Pitching

Hits ..... 15 (1973 Game 2)  
Runs ..... 10 (1973 Game 2)  
Runs, Inning ..... 7 (1990 Game 3, 3rd inn.)  
Earned Runs ..... 8 (1972 Game 6)  
Walks ..... 9 (1910 Game 2)  
Strikeouts ..... 14 (1972 Game 3)  
Home Runs ..... 2 (eight times, last: 1990 Game 3)

### TEAM MISCELLANEOUS

Consecutive Wins ..... 4 (October 14 to 28, 1989)  
                  4 (October 12, 1929 to October 2, 1930)  
Consecutive Losses ..... 4 (October 16, 1990 to present)  
                  4 (October 9 to 13, 1914)  
Shutouts ..... 4  
                  1989 Game 1 vs. San Francisco (5-0; Stewart)  
                  1931 Game 4 vs. St. Louis (3-0; Earnshaw)  
                  1930 Game 5 at St. Louis (2-0; Earnshaw and Grove)  
                  1905 Game 2 at New York (3-0; Bender)  
Margin of Victory ..... 11 (1911 Game 6, 13-2)  
Margin of Defeat ..... 9 (1905 Game 3, 0-9)  
Largest Deficit Overcome to Win ..... 8 (1929 Game 4)  
Largest Deficit Surrendered to Lose ..... 3 (1911 Game 5)  
Longest Nine Inning Game ..... 3:30 (1989 Game 3)  
Longest Extra Inning Game ..... 4:13 (1973 Game 2, 12 inn.)  
Fastest Game ..... 1:35 (1905 Game 5)  
Extra Inning Games ..... 8  
                  1990 Game 2 at Cincinnati (4-5, 10 inn.)  
                  1973 Game 3 at New York (3-2, 11 inn.)  
                  1973 Game 2 vs. New York (7-10, 12 inn.)  
                  1914 Game 3 at Boston (4-5, 12 inn.)  
                  1913 Game 2 vs. New York (0-3, 10 inn.)  
                  1911 Game 5 at New York (3-4, 10 inn.)  
                  1911 Game 3 at New York (3-2, 11 inn.)  
                  1910 Game 4 at Chicago (3-4, 10 inn.)  
Left on Base, Nine Inning Game ..... 11 (1990 Game 1)  
                  11 (1930 Game 3)  
Left on Base, Extra Inning Game ..... 12 (1973 Game 2, 12 inn.)  
Double Plays Turned, Game ..... 4 (1914 Game 1)  
                  4 (1973 Game 4)  
Errors, Series ..... 11 (1910)  
                  11 (1911)  
Errors, Game ..... 5 (1973 Game 2)  
                  5 (1911 Game 6)



# POSTSEASON RECORDS

## INDIVIDUAL BATTING

### Highest Batting Average

Career (min. 50 pa).....	.378 (Frank Baker, 1910-11, 13-14)
Season (min. 20 pa).....	.450 (Frank Baker, 1913)
Single Series (min. 10 pa).....	.545 (Tony Armas, 1981 ALDS) .545 (Dwayne Murphy, 1981 ALDS)

### Highest Slugging Percentage

Career (min. 50 pa).....	.667 (Al Simmons, 1929-31)
Season (min. 20 pa).....	.941 (Rickey Henderson, 1989)
Single Series (min. 10 pa).....	1.200 (Frank Thomas, 2006 ALDS)

### Highest On-Base Percentage

Career (min. 50 pa).....	.436 (Rickey Henderson, 1981, 89-90, 92)
Season (min. 20 pa).....	.591 (Mickey Cochrane, 1929)
Single Series (min. 10 pa).....	.611 (Marcus Semien, 2020 ALDS)

### Most Games Played

Career.....	39 (Sal Bando, 1971-75)
Season.....	12 (12 times, last: seven players in 1973)

### Most At Bats

Career.....	144 (Bert Campaneris, 1971-75)
Season.....	52 (Bert Campaneris, 1973)
Series.....	31 (Bert Campaneris, 1973 WS)
Game.....	6 (nine times, last: Coco Crisp, 2014 ALWC, 12 inn.)

### Most Runs

Career.....	23 (Rickey Henderson, 1981, 89-90, 92)
Season.....	12 (Rickey Henderson, 1989)
Series.....	8 (Rickey Henderson, 1989 ALCS)
Game.....	4 (Carney Lansford, 1989 WS Game 3)

### Most Hits

Career.....	37 (Rickey Henderson, 1981, 89-90, 92)
Season.....	16 (Bert Campaneris, 1973)
Series.....	11 (Harold Baines, 1992 ALCS)
Game.....	4 (11 times, last: Coco Crisp, 2013 ALDS Game 4)
Hitting Streak, Season.....	8 (Bert Campaneris, Oct. 6-16, 1973)
	8 (Rickey Henderson, October 4-28, 1989)
Hitting Streak, Career.....	15 (Rickey Henderson, October 4, 1989-October 19, 1990)

### Most Doubles

Career.....	9 (Jack Barry, 1910-11, 13-14)
	9 (Dave Henderson, 1988-90)
Season.....	5 (Dave Henderson, 1989)
Series.....	4 (four times, last: Marco Scutaro, 2006 ALDS)
Game.....	2 (27 times, last: Coco Crisp, 2013 ALDS Game 3)

### Most Triples

Career.....	4 (Rickey Henderson, 1981, 89-90, 92)
Season.....	3 (Rickey Henderson, 1989)
Series.....	2 (Rickey Henderson, 1989 WS)
	2 (Eddie Collins, 1913 WS)
Game.....	1 (26 times, last: Coco Crisp, 2013 ALDS Game 4)

### Most Home Runs

Career.....	7 (Jose Canseco, 1988-90)
Season.....	4 (Jose Canseco, 1988)
	4 (Gene Tenace, 1972)
Series.....	4 (Gene Tenace, 1972 WS)
Game.....	2 (10 times, last: Ramón Laureano, 2020 ALDS Game 4)

Grand Slams.....	Jose Canseco, 1988 WS Game 1
Pinch Hit.....	none
Inside The Park.....	Mark Kotsay, 2006 ALDS Game 2
	Ray Durham, 2002 ALDS Game 3
	Mule Haas, 1929 WS Game 4
Leadoff.....	4 times, last: Coco Crisp, 2012 ALDS Game 1
Game Ending.....	Mark McGwire, 1988 WS Game 3
	Bert Campaneris, 1973 ALCS Game 3

### Most RBI

Career.....	18 (Frank Baker, 1910-11, 13-14)
	18 (Jose Canseco, 1988-90)
Season.....	10 (Gene Tenace, 1972)
Single Series.....	9 (Gene Tenace, 1972 WS)
	9 (Danny Murphy, 1910 WS)
Game.....	5 (Brandon Moss, 2014 ALWC)

### Most Total Bases

Career.....	63 (Rickey Henderson, 1981, 89-90, 92)
Season.....	32 (Rickey Henderson, 1989)
Single Series.....	21 (Gene Tenace, 1972 WS)
Game.....	10 (Dave Henderson, 1989 WS Game 3)
	10 (Milton Bradley, 2006 ALCS Game 2)

### Most Extra Base Hits

Career.....	14 (Rickey Henderson, 1981, 89-90, 92)
Season.....	8 (Dave Henderson, 1989)
	8 (Rickey Henderson, 1989)
Single Series.....	5 (four times, last: Ray Durham, 2002 ALDS)
Game.....	3 (Dave Henderson, 1989 WS Game 3)

### Most Walks

Career.....	29 (Gene Tenace, 1971-75)
Season.....	13 (Gene Tenace, 1973)
Single Series.....	11 (Gene Tenace, 1973 WS)
Game.....	3 (nine times, last: Coco Crisp, 2013 ALDS Game 1)

### Most Strikeouts

Career.....	31 (Gene Tenace, 1971-75)
Season.....	14 (Dave Henderson, 1988)
Single Series.....	13 (Brandon Moss, 2013 ALDS)
Game.....	4 (Khris Davis, 2020 ALDS Game 4)
	4 (Stephen Drew, 2012 ALDS Game 5)
	4 (Ben Grieve, 2000 ALDS Game 5)

### Most Stolen Bases

Career.....	22 (Rickey Henderson, 1981, 89-90, 92)
Season.....	11 (Rickey Henderson, 1989)
Single Series.....	8 (Rickey Henderson, 1989 ALCS)
Game.....	4 (Rickey Henderson, 1989 ALCS Game 2)

## INDIVIDUAL PITCHING

### Most Games Won

Career.....	8 (Dave Stewart, 1988-90, 92)
Season.....	4 (Dave Stewart, 1989)
Single Series.....	3 (Jack Coombs, 1910 WS)

### Most Games Lost

Career.....	5 (Vida Blue, 1971-75)
	5 (Eddie Plank, 1905, 10-11, 13-14)
Season.....	2 (nine times, last: Jarrod Parker, 2012)
Single Series.....	2 (seven times, last: Jarrod Parker, 2012 ALDS)



# POSTSEASON CAREER LEADERS

## INDIVIDUAL BATTING

### Batting Average (min. 50 pa)

1. Frank Baker.....	378
2. Harold Baines.....	370
3. Eddie Collins.....	347
4. Jimmie Foxx.....	344
5. Rickey Henderson.....	333
Al Simmons.....	333

### At Bats

1. Bert Campaneris.....	144
2. Sal Bando.....	142
3. Joe Rudi.....	140
4. Reggie Jackson.....	118
5. Mark McGwire.....	114

### Triples

1. Rickey Henderson.....	4
2. Eddie Collins.....	2
3. 19 players tied.....	1

### Extra Base Hits

1. Rickey Henderson.....	14
2. Reggie Jackson.....	13
Dave Henderson.....	13
4. Sal Bando.....	12
5. Al Simmons.....	11

### Slugging Pct. (min. 50 pa)

1. Al Simmons.....	.667
2. Jimmie Foxx.....	.609
3. Frank Baker.....	.573
4. Rickey Henderson.....	.568
5. Harold Baines.....	.565

### Runs

1. Rickey Henderson.....	23
2. Sal Bando.....	20
3. five players tied.....	15

### Home Runs

1. Jose Canseco.....	7
2. Al Simmons.....	6
3. Sal Bando.....	5
Reggie Jackson.....	5
5. seven players tied.....	4

### Walks

1. Gene Tenace.....	29
2. Rickey Henderson.....	20
3. Jose Canseco.....	17
Mickey Cochrane.....	17
5. two players tied.....	16

### On-Base Pct. (min. 50 pa)

1. Rickey Henderson.....	.436
2. Jimmie Foxx.....	.425
3. Harold Baines.....	.408
4. Mickey Cochrane.....	.408
5. Frank Baker.....	.402

### Hits

1. Rickey Henderson.....	37
2. Joe Rudi.....	36
3. Bert Campaneris.....	35
4. Sal Bando.....	34
Carney Lansford.....	34

### Runs Batted In

1. Jose Canseco.....	18
Frank Baker.....	18
3. Al Simmons.....	17
4. three players tied.....	15

### Strikeouts

1. Gene Tenace.....	31
2. Sal Bando.....	29
3. Reggie Jackson.....	27
Dave Henderson.....	27
Mark McGwire.....	27

### Games

1. Sal Bando.....	39
2. Joe Rudi.....	38
3. Gene Tenace.....	37
4. Bert Campaneris.....	36
Dick Green.....	36

### Doubles

1. Dave Henderson.....	9
Jack Barry.....	9
3. five players tied.....	7

### Total Bases

1. Rickey Henderson.....	63
2. Sal Bando.....	57
3. Reggie Jackson.....	56
4. Joe Rudi.....	53
5. Bert Campaneris.....	50

### Stolen Bases

1. Rickey Henderson.....	22
2. Bert Campaneris.....	10
Eddie Collins.....	10
4. Willie Wilson.....	7
5. Jose Canseco.....	5

## INDIVIDUAL PITCHING

### Wins

1. Dave Stewart.....	8
2. Jim Hunter.....	7
3. Chief Bender.....	6
Ken Holtzman.....	6
5. five players tied.....	4

### ERA (min. 20 ip)

1. John Odom.....	1.13
2. Eddie Plank.....	1.32
3. George Earnshaw.....	1.58
4. Lefty Grove.....	1.75
5. Rollie Fingers.....	2.22

### Complete Games

1. Chief Bender.....	9
2. Eddie Plank.....	6
3. George Earnshaw.....	5
4. Jack Coombs.....	4
Lefty Grove.....	4

### Strikeouts

1. Chief Bender.....	59
2. George Earnshaw.....	56
3. Dave Stewart.....	55
4. Jim Hunter.....	49
5. Vida Blue.....	47

### Losses

1. Eddie Plank.....	5
Vida Blue.....	5
3. Chief Bender.....	4
Rollie Fingers.....	4
Ken Holtzman.....	4

### Games

1. Rollie Fingers.....	27
2. Dennis Eckersley.....	20
3. Rick Honeycutt.....	18
4. Vida Blue.....	17
5. Jim Hunter.....	14
Dave Stewart.....	14

### Innings Pitched

1. Dave Stewart.....	105.1
2. Jim Hunter.....	88.1
3. Chief Bender.....	85.0
4. Ken Holtzman.....	70.1
5. Vida Blue.....	64.2

### Winning Pct. (min. 3 dec)

1. Jack Coombs.....	1.000 (4-0)
2. Jim Hunter.....	.778 (7-2)
3. John Odom.....	.750 (3-1)
4. Dave Stewart.....	.727 (8-3)
5. Lefty Grove.....	.714 (5-2)

### Saves

1. Dennis Eckersley.....	11
2. Rollie Fingers.....	8
3. Jason Isringhausen.....	3
4. Vida Blue.....	2
Grant Balfour.....	2
Darold Knowles.....	2
Huston Street.....	2

### Games Started

1. Dave Stewart.....	14
2. Jim Hunter.....	12
Ken Holtzman.....	12
4. Chief Bender.....	10
Vida Blue.....	10

### Walks

1. Dave Stewart.....	30
2. Jim Hunter.....	26
3. Vida Blue.....	23
4. Chief Bender.....	21
5. Jack Coombs.....	20

# POSTSEASON SINGLE GAME BESTS

## INDIVIDUAL BATTING

### Runs

- 4 Carney Lansford, 1989 WS Game 3 at San Francisco
- 3 10 times, last: Coco Crisp, 2013 ALDS Game 4 at Det.

### Hits

- 4 Coco Crisp, 2013 ALDS Game 4 at Detroit
- 4 Milton Bradley, 2006 ALCS Game 2 vs. Detroit
- 4 Jason Giambi, 2001 ALDS Game 5 at New York
- 4 Miguel Tejada, 2001 ALDS Game 4 vs. New York
- 4 Johnny Damon, 2001 ALDS Game 1 at New York
- 4 Jerry Browne, 1992 ALCS Game 5 vs. Toronto
- 4 Dave Henderson, 1988 WS Game 4 vs. Los Angeles
- 4 Tony Armas, 1981 ALDS Game 2 at Kansas City
- 4 Sal Bando, 1975 ALCS Game 2 at Boston
- 4 Reggie Jackson, 1973 WS Game 2 vs. New York
- 4 Danny Murphy, 1911 WS Game 6 vs. New York

### Doubles

- 2 27 times, last: Coco Crisp, 2013 ALDS Game 3 at Det.

### Triples

- 1 26 times, last: Coco Crisp, 2013 ALDS Game 4 at Det.

### Home Runs

- 2 Ramón Laureano, 2020 ALDS Game 4 vs. Houston\*
- 2 Brandon Moss, 2014 ALWC at Kansas City
- 2 Milton Bradley, 2006 ALCS Game 2 vs. Detroit
- 2 Frank Thomas, 2006 ALDS Game 1 at Minnesota
- 2 Terrence Long, 2001 ALDS Game 1 at New York
- 2 Dave Henderson, 1989 WS Game 3 at San Francisco
- 2 Rickey Henderson, 1989 ALCS Game 4 at Toronto
- 2 Sal Bando, 1973 ALCS Game 2 at Baltimore
- 2 Gene Tenace, 1972 WS Game 1 at Cincinnati
- 2 Reggie Jackson, 1971 ALCS Game 3 vs. Baltimore

### Runs Batted In

- 5 Brandon Moss, 2014 ALWC at Kansas City
- 4 Ramón Laureano, 2020 ALDS Game 4 vs. Houston\*
- 4 Chad Pinder, 2020 ALDS Game 3 vs. Houston\*
- 4 Milton Bradley, 2006 ALCS Game 2 vs. Detroit
- 4 Marco Scutaro, 2006 ALDS Game 3 vs. Minnesota
- 4 Dave Henderson, 1989 WS Game 3 at San Francisco
- 4 Rickey Henderson, 1989 ALCS Game 4 at Toronto
- 4 Jose Canseco, 1988 WS Game 1 at Los Angeles
- 4 Al Simmons, 1929 WS Game 2 at Chicago
- 4 Wally Schang, 1913 WS Game 4 vs. New York

### Total Bases

- 10 Milton Bradley, 2006 ALCS Game 2 vs. Detroit
- 10 Dave Henderson, 1989 WS Game 3 at San Francisco
- 9 Frank Thomas, 2006 ALDS Game 1 at Minnesota
- 9 Reggie Jackson, 1971 ALCS Game 3 vs. Baltimore
- 8 seven times, last: Ramón Laureano, 2020 ALDS Game 4 vs. Houston\*

### Extra Base Hits

- 3 Dave Henderson, 1989 WS Game 3 at San Francisco
- 2 48 times, last: Ramón Laureano, 2020 ALDS Game 4 vs. Houston\*

### Walks

- 3 nine times, last: Coco Crisp, 2013 ALDS Game 1 vs. Detroit

### Strikeouts

- 4 Khris Davis, 2020 ALDS Game 4 vs. Houston\*
- 4 Stephen Drew, 2012 ALDS Game 5 vs. Detroit
- 4 Ben Griever, 2000 ALDS Game 5 vs. New York
- 3 35 times, last: Chad Pinder, 2020 ALDS Game 4 vs. Houston\*

### Stolen Bases

- 4 Rickey Henderson, 1989 ALCS Game 2 vs. Toronto
- 3 Willie Wilson, 1992 ALCS Game 2 at Toronto
- 2 13 times, last: Yoenis Céspedes, 2012 ALDS Game 2 at Detroit

\*indicates game at Dodger Stadium

## INDIVIDUAL PITCHING

### Innings Pitched

- 11.0 Ken Holtzman, 1973 ALCS Game 3 vs. Baltimore
- 11.0 Joe Bush, 1914 WS Game 3 at Boston
- 11.0 Jack Coombs, 1911 WS Game 3 at New York
- 10.0 Eddie Plank, 1913 WS Game 2 vs. New York
- 9.2 Chief Bender, 1910 WS Game 4 at Chicago

### Hits

- 12 Lefty Grove, 1931 WS Game 1 at St. Louis
- 11 Lefty Grove, 1931 WS Game 3 vs. St. Louis
- 11 Chief Bender, 1913 WS Game 1 at New York
- 10 four times, last: Bartolo Colón, 2013 ALDS Game 1 vs. Detroit

### Runs

- 9 Andy Coakley, 1905 WS Game 3 vs. New York
- 7 Esteban Loaiza, 2006 ALCS Game 2 vs. Detroit
- 7 Tim Hudson, 2002 ALDS Game 4 at Minnesota
- 6 10 times, last: Jon Lester, 2014 ALWC at Kansas City

### Walks

- 9 Jack Coombs, 1910 WS Game 2 vs. Chicago
- 6 Matt Keough, 1981 ALCS Game 3 vs. New York
- 6 Diego Segui, 1971 ALCS Game 3 vs. Baltimore
- 5 five times, last: Rich Harden, 2006 ALCS Game 3 at Detroit

### Strikeouts

- 13 Howard Ehmke, 1929 WS Game 1 at Chicago
- 11 John Odom, 1972 WS Game 3 vs. Cincinnati
- 11 Chief Bender, 1911 WS Game 1 at New York
- 10 George Earnshaw, 1929 WS Game 3 vs. Chicago
- 9 five times, last: Sonny Gray, 2013 ALDS Game 2 vs. Detroit

# POSTSEASON SERIES YEAR-BY-YEAR RECAP

## 1905 WORLD SERIES

The A's make their first appearance in the World Series and lose to the New York Giants, four games to one. Three of the losses come against Christy Mathewson who tosses three complete game shutouts. The A's collect just 25 hits in the series for a .161 batting average and score just three runs. Topsy Hartsel paces the A's offense with a .294 batting average and Bris Lord has the only two RBI. The A's use three pitchers in the Series and all toss complete games. Chief Bender makes two starts and has a 1.06 ERA.

The A's lose the first game in Philadelphia, 3-0, as Mathewson tosses a four-hit shutout. Chief Bender returns the favor in the second game of the series as he tosses a four-hit shutout and strikes out nine in a 3-0 A's win at New York. Lord has RBI singles in the third and eighth innings. Mathewson tosses a four-hit shutout in the Giants 9-0 win in Game 3 and Joe McGinnity blanks the A's on five hits in a 1-0 win in Game 4. Eddie Plank allows just four hits in Game 4 and the only run of the game is unearned after a Monte Cross error. Mathewson tossed a six-hit shutout in Game 5 as the Giants clinch the series with a 2-0 win.

### FINAL STATISTICS

PLAYER	AVG	G	AB	R	H	TB	2B	3B	HR	RBI	SH	SF	HP	BB	IBB	SO	SB	CS	DP	E	SLG	OBP
Bender	.000	2	5	0	0	0	0	0	0	0	1	0	0	0	-	1	0	0	0	0	.000	.000
Coakley	.000	1	2	0	0	0	0	0	0	0	0	0	1	0	-	1	0	0	0	0	.000	.333
Cross, L.	.105	5	19	0	2	2	0	0	0	0	0	0	0	1	-	1	0	0	0	1	.105	.150
Cross, M.	.176	5	17	0	3	3	0	0	0	0	0	0	0	0	-	7	0	1	0	2	.176	.176
Davis	.200	5	20	0	4	5	1	0	0	0	0	0	0	0	-	1	0	0	0	0	.250	.200
Hartsel	.294	5	17	1	5	6	1	0	0	0	1	0	0	2	-	1	2	0	0	1	.353	.368
Hoffman	.000	1	1	0	0	0	0	0	0	0	0	0	0	0	-	1	0	0	0	0	.000	.000
Lord	.100	5	20	0	2	2	0	0	0	2	0	0	0	0	-	5	0	0	0	0	.100	.100
Murphy	.188	5	16	0	3	4	1	0	0	0	1	0	0	0	-	2	0	1	1	4	.250	.188
Plank	.167	2	6	0	1	1	0	0	0	0	0	0	0	0	-	2	0	0	1	0	.167	.167
Powers	.143	3	7	0	1	2	1	0	0	0	0	0	0	0	-	0	0	0	0	0	.286	.143
Schreckengost	.222	3	9	2	2	3	1	0	0	0	0	0	0	0	-	0	0	0	0	0	.333	.222
Seybold	.125	5	16	0	2	2	0	0	0	0	0	0	0	2	-	3	0	0	0	0	.125	.222
<b>TOTALS</b>	<b>.161</b>	<b>5</b>	<b>155</b>	<b>3</b>	<b>25</b>	<b>30</b>	<b>5</b>	<b>0</b>	<b>0</b>	<b>2</b>	<b>3</b>	<b>0</b>	<b>1</b>	<b>5</b>	<b>-</b>	<b>25</b>	<b>2</b>	<b>2</b>	<b>2</b>	<b>8</b>	<b>.194</b>	<b>.193</b>

PITCHER	W	L	ERA	G	GS	CG	GF	SHO	SV	IP	H	R	ER	HR	HB	BB	IBB	SO	WP	BK	AVG
Bender	1	1	1.06	2	2	2	0	1	-	17.0	9	2	2	0	0	6	-	13	0	0	.161
Coakley	0	1	2.00	1	1	1	0	0	-	9.0	8	9	2	0	1	5	-	2	0	0	.235
Plank	0	2	1.59	2	2	2	0	0	-	17.0	14	4	3	0	1	4	-	11	1	0	.222
<b>TOTALS</b>	<b>1</b>	<b>4</b>	<b>1.47</b>	<b>5</b>	<b>5</b>	<b>5</b>	<b>0</b>	<b>1</b>	<b>-</b>	<b>43.0</b>	<b>31</b>	<b>15</b>	<b>7</b>	<b>0</b>	<b>2</b>	<b>15</b>	<b>-</b>	<b>26</b>	<b>1</b>	<b>0</b>	<b>.203</b>

### Results and Boxscores

## 1910 WORLD SERIES

The A's win their first World Series and use just two pitchers to defeat the Chicago Cubs, four games to one. Jack Coombs wins three of the games and posts a 3.33 ERA while Chief Bender is 1-1 with a 1.93 ERA. Eddie Collins paces the A's offense with a .429 batting average and four doubles and Frank Baker hits .409. Danny Murphy connects for the only home run of the series and leads the A's with nine RBI. The A's hit .316 and score 35 runs in the five games while the two pitchers combine for a 2.76 ERA and allow 15 runs.

The A's win the first two games in Philadelphia as Bender tosses a three-hitter in Game 1 and strikes out eight in a 4-1 win while Baker has three hits and two RBI. Coombs allows eight hits and nine walks in Game 2 but the Cubs strand 14 in a 9-3 A's win. Eddie Collins has three of the A's 14 hits and all nine Athletics collect at least one hit. The series moves to Chicago for Game 3 and Coombs comes back on one day of rest and defeats the Cubs, 12-5, collecting three hits and three RBI. Harry Davis and Jack Berry add three hits each and Barry and Murphy have three RBI. Bender suffers the A's only loss in Game 4 when the Cubs win 4-3 in 10 innings. The A's have a 3-2 lead entering the ninth but the Cubs score once in the ninth and once in the 10th for the win. The A's wrap up the series with a 7-2 win in Game 5 as Coombs picks up his third win of the series. Collins has three hits and the A's score five times in the eighth to break open a 2-1 game.

### FINAL STATISTICS

PLAYER	AVG	G	AB	R	H	TB	2B	3B	HR	RBI	SH	SF	HP	BB	IBB	SO	SB	CS	DP	E	SLG	OBP
Baker	.409	5	22	6	9	12	3	0	0	4	0	0	0	2	-	1	0	3	0	3	.545	.458
Barry	.235	5	17	3	4	6	2	0	0	3	2	0	1	1	-	3	0	0	1	0	.353	.316
Bender	.333	2	6	1	2	2	0	0	0	1	0	0	0	1	-	1	0	0	0	0	.333	.429
Collins	.429	5	21	5	9	13	4	0	0	3	1	0	0	2	-	0	4	2	0	1	.619	.478
Coombs	.385	3	13	0	5	6	1	0	0	3	0	0	0	0	-	3	0	0	1	2	.462	.385
Davis	.353	5	17	5	6	9	3	0	0	2	2	0	1	3	-	4	0	0	0	3	.529	.476
Hartsel	.200	1	5	2	1	1	0	0	0	0	0	0	0	0	-	1	2	0	0	0	.200	.200
Lapp	.250	1	4	0	1	1	0	0	0	1	0	0	0	0	-	2	0	0	0	0	.250	.250
Lord	.182	5	22	3	4	6	2	0	0	1	1	0	0	1	-	3	0	1	0	0	.273	.217
Murphy	.350	5	20	6	7	13	3	0	1	9	1	0	0	1	-	0	1	0	0	0	.650	.381
Strunk	.278	4	18	2	5	8	1	1	0	2	0	0	0	2	-	5	0	1	0	1	.444	.350
Thomas	.250	4	12	2	3	3	0	0	0	1	0	0	0	4	-	1	0	0	1	1	.250	.438
<b>Totals</b>	<b>.316</b>	<b>5</b>	<b>177</b>	<b>35</b>	<b>56</b>	<b>80</b>	<b>19</b>	<b>1</b>	<b>1</b>	<b>30</b>	<b>7</b>	<b>0</b>	<b>2</b>	<b>17</b>	<b>-</b>	<b>24</b>	<b>7</b>	<b>7</b>	<b>3</b>	<b>11</b>	<b>.452</b>	<b>.383</b>

PITCHER	W	L	ERA	G	GS	CG	GF	SHO	SV	IP	H	R	ER	HR	HB	BB	IBB	SO	WP	BK	AVG
Bender	1	1	1.93	2	2	2	0	0	-	18.2	12	5	4	0	0	4	-	14	0	0	.194
Coombs	3	0	3.33	3	3	3	0	0	-	27.0	23	10	10	0	0	18	-	31	1	0	.240
<b>Totals</b>	<b>4</b>	<b>1</b>	<b>2.76</b>	<b>5</b>	<b>5</b>	<b>5</b>	<b>0</b>	<b>0</b>	<b>-</b>	<b>45.2</b>	<b>35</b>	<b>15</b>	<b>14</b>	<b>0</b>	<b>0</b>	<b>18</b>	<b>-</b>	<b>31</b>	<b>1</b>	<b>0</b>	<b>.222</b>

### [Results and Boxscores](#)

## 1911 WORLD SERIES

The A's win their second consecutive World Championship as they defeat the New York Giants, four games to two. The A's pitching staff, which consists of Chief Bender, Jack Coombs and Eddie Plank, allows just 13 runs in the series for a 1.29 ERA. Bender goes 2-1 with a 1.04 ERA, Coombs is 1-0 with a 1.35 ERA and Plank is 1-1 with a 1.86 ERA. Frank "Home Run" Baker earns his nickname as he paces the A's offense with a .375 batting average, two home runs and five RBI. Jack Barry hits .368 and the A's offense hits .244 with 27 runs scored in the six games.

The A's lose Game 1 at New York by a 2-1 score as Bender strikes out 11 in eight innings in a complete game effort but loses to Christy Mathewson who tosses a six-hitter. The A's then win each of the next three games, beginning with a 3-1 win at Philadelphia in Game 2. Plank tosses a five-hitter and Baker breaks a 1-1 tie with a two-run home run in the sixth inning. Game 3 lasts 11 innings at New York and the A's are 3-2 winners. Trailing 1-0 entering the ninth inning, Baker homers to tie the game and the A's score two in the 11th for the win. Coombs goes the distance, allowing just three hits in 11 innings. The series is delayed for seven days because of rain but it resumes with a 4-2 A's win in Philadelphia in Game 4. Bender tosses a seven-hitter, Barry has three hits and Eddie Collins, Danny Murphy and Baker have two hits each. The A's lead 3-0 after six innings in Game 5 but the Giants score once in the bottom of the seventh, twice in the ninth and once in the 10th for the win. The A's then wrap up the series with a 13-2 win at Philadelphia, scoring seven times in the seventh inning. Murphy has four hits, Bris Lord adds three and Bender tosses a four-hitter.

### FINAL STATISTICS

PLAYER	AVG	G	AB	R	H	TB	2B	3B	HR	RBI	SH	SF	HP	BB	IBB	SO	SB	CS	DP	E	SLG	OBP
Baker	.375	6	24	7	9	17	2	0	2	5	0	0	0	1	-	5	0	1	0	2	.708	.400
Barry	.368	6	19	2	7	11	4	0	0	2	2	1	0	0	-	2	2	1	0	3	.579	.350
Bender	.091	3	11	0	1	1	0	0	0	0	0	0	0	0	-	1	0	0	0	0	.091	.091
Collins	.286	6	21	4	6	7	1	0	0	1	2	0	0	2	-	3	2	0	0	4	.333	.348
Coombs	.250	2	8	1	2	2	0	0	0	0	0	0	0	0	-	0	0	0	0	0	.250	.250
Davis	.208	6	24	3	5	6	1	0	0	5	0	0	0	0	-	3	0	1	0	0	.250	.208
Lapp	.250	2	8	1	2	2	0	0	0	0	0	0	0	0	-	1	0	0	0	0	.250	.250
Lord	.185	6	27	2	5	7	2	0	0	1	0	0	0	0	-	5	0	0	0	0	.259	.185
Mclnns	-	1	0	0	0	0	0	0	0	0	0	0	0	0	-	0	0	0	0	0	-	-
Murphy	.304	6	23	4	7	10	3	0	3	1	0	0	0	0	-	3	0	2	0	1	.435	.304
Oldring	.200	6	25	2	5	10	2	0	1	3	2	0	0	0	-	4	0	0	0	1	.400	.200
Plank	.000	2	3	0	0	0	0	0	0	0	0	0	0	0	-	2	0	0	0	0	.000	.000
Strunk	-	1	0	0	0	0	0	0	0	0	0	0	0	0	-	0	0	0	0	0	-	-
Thomas	.083	4	12	1	1	1	0	0	0	1	0	1	0	1	-	2	0	1	0	0	.083	.143
<b>Totals</b>	<b>.244</b>	<b>6</b>	<b>205</b>	<b>27</b>	<b>50</b>	<b>74</b>	<b>15</b>	<b>0</b>	<b>3</b>	<b>21</b>	<b>7</b>	<b>2</b>	<b>0</b>	<b>4</b>	<b>-</b>	<b>31</b>	<b>4</b>	<b>6</b>	<b>0</b>	<b>11</b>	<b>.361</b>	<b>.256</b>

PITCHER	W	L	ERA	G	GS	CG	GF	SHO	SV	IP	H	R	ER	HR	HB	BB	IBB	SO	WP	BK	AVG
Bender	2	1	1.04	3	3	3	0	0	-	26.0	16	6	3	0	1	8	-	20	1	0	.172
Coombs	1	0	1.35	2	2	1	0	0	-	20.0	11	5	3	0	1	6	-	16	0	0	.175
Plank	1	1	1.86	2	1	1	1	0	-	9.2	6	2	2	0	1	0	-	8	0	0	.182
<b>Totals</b>	<b>4</b>	<b>2</b>	<b>1.29</b>	<b>6</b>	<b>6</b>	<b>5</b>	<b>1</b>	<b>0</b>	<b>-</b>	<b>55.2</b>	<b>33</b>	<b>13</b>	<b>8</b>	<b>0</b>	<b>3</b>	<b>14</b>	<b>-</b>	<b>44</b>	<b>1</b>	<b>0</b>	<b>.175</b>

### Results and Boxscores

## 1913 WORLD SERIES

The A's win their third World Championship over a four-year span as they defeat the New York Giants, four games to one. The A's use just three pitchers in the series with all going the distance, including Chief Bender, who wins Games 1 and 4, and Eddie Plank, who posts a 1-1 record and a 0.95 ERA. Frank Baker paces the A's offense with a .450 batting average and matches Wally Schang for the team-lead with seven RBI. Eddie Collins hits .421 and steals three bases.

Bender allows 11 hits in Game 1 at New York, but the A's defeat the Giants, 6-4. Collins goes 3 for 3 and scores three runs and Baker is 3 for 4 with three RBI, including a two-run home run. The A's lone loss comes in a Game 2 at Philadelphia, a 3-0 decision in 10 innings. Plank tosses nine shut-out innings before allowing three runs in the top of the 10th, while Christy Mathewson blanks the A's on eight hits. The series returns to Philadelphia for Game 3 and the A's score five times in the first two innings en route to an 8-2 win. Collins has his second three-hit game of the series and drives in three runs and Joe Bush tosses a five-hitter. The A's take a 6-0 lead into the seventh inning of Game 4 at Philadelphia and hold on to win 6-5. Jack Barry has three hits and Schang goes 2 for 2 with four RBI. The A's then clinch the series at New York with a 3-1 win in Game 5 as Plank tosses a two-hitter, allowing just one unearned run in the fifth inning. The A's score early again as Baker has a sacrifice fly in the first inning and a RBI single in the A's two-run third.

### FINAL STATISTICS

PLAYER	AVG	G	AB	R	H	TB	2B	3B	HR	RBI	SH	SF	HP	BB	IBB	SO	SB	CS	DP	E	SLG	OBP
Baker	.450	5	20	2	9	12	0	0	1	7	0	1	0	0	-	2	1	1	0	1	.600	.429
Barry	.300	5	20	3	6	9	3	0	0	1	0	0	0	0	-	0	0	0	0	1	.450	.300
Bender	.000	2	8	0	0	0	0	0	0	1	0	0	0	0	-	1	0	0	0	0	.000	.000
Bush	.250	1	4	0	1	1	0	0	0	0	0	0	0	0	-	1	0	0	0	0	.250	.250
Collins	.421	5	19	5	8	12	0	2	0	3	2	0	0	1	-	2	3	0	0	1	.632	.450
Lapp	.250	1	4	0	1	1	0	0	0	0	0	0	0	0	-	1	0	0	0	0	.250	.250
McInnis	.118	5	17	1	2	3	1	0	0	2	2	1	0	0	-	2	0	0	0	0	.176	.111
Murphy	.227	5	22	2	5	5	0	0	0	0	0	0	0	2	-	0	0	1	0	0	.227	.292
Oldring	.273	5	22	5	6	8	0	1	0	0	0	0	0	0	-	1	1	0	0	0	.364	.273
Plank	.143	2	7	0	1	1	0	0	0	0	0	0	0	0	-	0	0	0	0	1	.143	.143
Schang	.357	4	14	2	5	10	0	1	1	7	0	0	0	2	-	4	0	0	0	1	.714	.438
Strunk	.118	5	17	3	2	2	0	0	0	0	1	0	0	2	-	2	0	0	0	0	.118	.211
<b>Totals</b>	<b>.264</b>	<b>5</b>	<b>174</b>	<b>23</b>	<b>46</b>	<b>64</b>	<b>4</b>	<b>4</b>	<b>2</b>	<b>21</b>	<b>5</b>	<b>2</b>	<b>0</b>	<b>7</b>	<b>-</b>	<b>16</b>	<b>5</b>	<b>2</b>	<b>0</b>	<b>5</b>	<b>.368</b>	<b>.290</b>

PITCHER	W	L	ERA	G	GS	CG	GF	SHO	SV	IP	H	R	ER	HR	HB	BB	IBB	SO	WP	BK	AVG
Bender	2	0	4.00	2	2	2	0	0	-	18.0	19	9	8	1	1	1	-	9	0	0	.271
Bush	1	0	1.00	1	1	1	0	0	-	9.0	5	2	1	0	1	4	-	3	0	0	.172
Plank	1	1	0.95	2	2	2	0	0	-	19.0	9	4	2	0	1	3	-	7	0	0	.138
<b>Totals</b>	<b>4</b>	<b>1</b>	<b>2.15</b>	<b>5</b>	<b>5</b>	<b>5</b>	<b>0</b>	<b>0</b>	<b>-</b>	<b>46.0</b>	<b>33</b>	<b>15</b>	<b>11</b>	<b>1</b>	<b>3</b>	<b>8</b>	<b>-</b>	<b>19</b>	<b>0</b>	<b>0</b>	<b>.201</b>

### Results and Boxscores



## 1914 WORLD SERIES

The A's return to the World Series for the fourth time in five years but are swept in four games by the Boston Braves. The pitching staff posts a 3.41 ERA in the series, including 1.00 by Eddie Plank. The offense is held to a .172 batting average and scores just six runs in the four games. Frank Baker leads the A's with four hits in the series.

The A's drop a 7-1 decision in Game 1 at Philadelphia as Dick Rudolph limits the A's to an unearned run in the second inning. Chief Bender takes the loss, allowing six runs in 5.1 innings. Bill James shuts out the A's 1-0 in Game 2, yielding just two hits. The game is scoreless over the first eight innings before Plank allows a Les Mann RBI single with two outs in the top of the ninth. The series moves to Boston for Game 3, a 5-4 A's loss in 12 innings. The score is tied at 2-2 when Frank Baker delivers a two-run single in the top of the 10th inning. Joe Bush, who goes the distance for the A's, then allows two runs in the bottom of the 10th. Bush takes the loss when his own throwing error on a Herbie Moran sacrifice bunt attempt in the 12th allows the winning run to score. The A's then drop a 3-1 decision in Game 4 as Rudolph again holds the A's to just one run. Starting pitcher Bob Shawkey allows three runs in 5.0 innings for the loss.

### FINAL STATISTICS

PLAYER	AVG	G	AB	R	H	TB	2B	3B	HR	RBI	SH	SF	HP	BB	IBB	SO	SB	CS	DP	E	SLG	OBP
Baker	.250	4	16	0	4	6	2	0	0	2	0	0	0	1	-	3	0	0	1	0	.375	.294
Barry	.071	4	14	1	1	1	0	0	0	0	0	0	0	1	-	3	1	0	0	1	.071	.133
Bender	.000	1	2	0	0	0	0	0	0	0	0	0	0	0	-	0	0	0	0	0	.000	.000
Bush	.000	1	5	0	0	0	0	0	0	0	0	0	0	0	-	2	0	0	0	1	.000	.000
Collins	.214	4	14	0	3	3	0	0	0	1	0	1	0	2	-	1	1	0	0	0	.214	.294
Lapp	.000	1	1	0	0	0	0	0	0	0	0	0	0	0	-	0	0	0	0	0	.000	.000
McInnis	.143	4	14	2	2	3	1	0	0	0	0	0	0	3	-	3	0	0	0	0	.214	.294
Murphy	.188	4	16	2	3	5	2	0	0	0	0	0	0	2	-	2	0	1	1	0	.313	.278
Oldring	.067	4	15	0	1	1	0	0	0	0	2	0	0	0	-	5	0	1	0	0	.067	.067
Pennock	.000	1	1	0	0	0	0	0	0	0	0	0	0	0	-	0	0	0	0	0	.000	.000
Plank	.000	1	2	0	0	0	0	0	0	0	0	0	0	0	-	1	0	0	0	0	.000	.000
Schang	.167	4	12	1	2	3	1	0	0	0	0	0	0	1	-	4	0	1	0	1	.250	.231
Shawkey	.500	1	2	0	1	2	1	0	0	1	0	0	0	0	-	1	0	0	0	0	1.000	.500
Strunk	.286	2	7	0	2	2	0	0	0	0	0	0	0	0	-	2	0	0	0	0	.286	.286
Walsh	.333	3	6	0	2	3	1	0	0	1	0	0	0	3	-	1	0	0	0	0	.500	.556
Wyckoff	1.000	1	1	0	1	2	1	0	0	0	0	0	0	0	-	0	0	0	0	0	2.000	1.000
<b>Totals</b>	<b>.172</b>	<b>4</b>	<b>128</b>	<b>6</b>	<b>22</b>	<b>31</b>	<b>9</b>	<b>0</b>	<b>0</b>	<b>5</b>	<b>2</b>	<b>1</b>	<b>0</b>	<b>13</b>	<b>-</b>	<b>28</b>	<b>2</b>	<b>3</b>	<b>2</b>	<b>3</b>	<b>.242</b>	<b>.246</b>

PITCHER	W	L	ERA	G	GS	CG	GF	SHO	SV	IP	H	R	ER	HR	HB	BB	IBB	SO	WP	BK	AVG
Bender	0	1	10.13	1	1	0	0	0	-	5.1	8	6	6	0	0	2	-	3	0	0	.381
Bush	0	1	3.27	1	1	1	0	0	-	11.0	9	5	4	1	0	4	-	4	0	0	.225
Pennock	0	0	0.00	1	0	0	1	0	-	3.0	2	0	0	0	0	2	-	3	0	0	.200
Plank	0	1	1.00	1	1	1	0	0	-	9.0	7	1	1	0	1	4	-	6	0	0	.212
Shawkey	0	1	3.60	1	1	0	0	0	-	5.0	4	3	2	0	0	2	-	0	0	0	.222
Wyckoff	0	0	2.45	1	0	0	1	0	-	3.2	3	1	1	0	0	1	-	2	0	0	.231
<b>Totals</b>	<b>0</b>	<b>4</b>	<b>3.41</b>	<b>4</b>	<b>4</b>	<b>2</b>	<b>2</b>	<b>0</b>	<b>-</b>	<b>37.0</b>	<b>33</b>	<b>16</b>	<b>14</b>	<b>1</b>	<b>1</b>	<b>15</b>	<b>-</b>	<b>18</b>	<b>0</b>	<b>0</b>	<b>.244</b>

### Results and Boxscores

## 1929 WORLD SERIES

The A's return to the World Series for the first time in 15 years and win their fourth World Championship, besting the Chicago Cubs four games to one. The pitching staff posts a 2.40 ERA, including 1.42 by Howard Ehmke. The offense hits .281 and scores 26 runs in the five-game series. Jimmy Dykes hits .421 and Mickey Cochrane adds a .400 batting average. Jimmie Foxx, Mule Haas and Al Simmons all hit two home runs each.

Ehmke strikes out 13 and tosses an eight-hitter in the opener as the A's win 3-1 at Chicago. Foxx breaks a scoreless tie with a solo home run in the seventh inning and the A's have a 3-0 lead before Ehmke allows an unearned run in the bottom of the ninth. In Game 2, Simmons drives in four runs and Foxx is 3 for 5 with three RBI and his second home run in a 9-3 victory. The series moves to Philadelphia for Game 3 when the A's lose their only game of the series, 3-1. George Earnshaw goes the distance and strikes out 10, after tossing 4.2 innings two days earlier. The A's fall behind 8-0 in Game 4 before scoring 10 times in the bottom of the seventh inning to win, 10-8. Haas and Simmons both homer in the inning and Haas and Jimmy Dykes drive in three runs each as the A's send 15 batters to the plate. Philadelphia then clinches the series with a 3-2 win in Game 5. Ehmke allows two runs in 3.2 innings before Rube Walberg comes on to pitch 5.1 innings of scoreless relief. The A's trail 2-0 entering the bottom of the ninth before Haas hits a two-run home run to tie the game. Bing Miller then has a walk-off double to drive in Simmons and win the series.

### FINAL STATISTICS

PLAYER	AVG	G	AB	R	H	TB	2B	3B	HR	RBI	SH	SF	HP	BB	IBB	SO	SB	CS	DP	E	SLG	OBP
Bishop	.190	5	21	2	4	4	0	0	0	1	0	0	0	2	-	3	0	0	0	0	.190	.261
Boley	.235	5	17	1	4	4	0	0	0	1	3	0	0	0	-	3	0	0	1	0	.235	.235
Burns	.000	1	2	0	0	0	0	0	0	0	0	0	0	0	-	1	0	0	0	0	.000	.000
Cochrane	.400	5	15	5	6	7	1	0	0	0	0	0	0	7	-	0	0	0	1	0	.467	.591
Dykes	.421	5	19	2	8	9	1	0	0	4	0	0	0	1	-	1	0	0	0	2	.474	.450
Earnshaw	.000	2	5	1	0	0	0	0	0	0	1	0	0	0	-	4	0	0	0	0	.000	.000
Ehmke	.200	2	5	0	1	1	0	0	0	0	0	0	0	0	-	0	0	0	0	0	.200	.200
Foxx	.350	5	20	5	7	14	1	0	2	5	0	0	0	1	-	1	0	0	2	0	.700	.381
French	.000	1	1	0	0	0	0	0	0	0	0	0	0	0	-	1	0	0	0	0	.000	.000
Grove	.000	2	2	0	0	0	0	0	0	0	0	0	0	0	-	1	0	0	0	0	.000	.000
Haas	.238	5	21	3	5	11	0	0	2	6	1	0	0	1	-	3	0	0	0	0	.524	.273
Miller	.368	5	19	1	7	8	1	0	0	4	1	0	1	0	-	2	0	2	0	1	.421	.400
Quinn	.000	1	2	0	0	0	0	0	0	0	0	0	0	0	-	2	0	0	0	0	.000	.000
Simmons	.300	5	20	6	6	13	1	0	2	5	0	1	0	1	-	4	0	0	0	0	.650	.318
Summa	.000	1	1	0	0	0	0	0	0	0	0	0	0	0	-	1	0	0	0	0	.000	.000
Walberg	.000	2	1	0	0	0	0	0	0	0	0	0	0	0	-	0	0	0	0	1	.000	.000
<b>Totals</b>	<b>.281</b>	<b>5</b>	<b>171</b>	<b>26</b>	<b>48</b>	<b>71</b>	<b>5</b>	<b>0</b>	<b>6</b>	<b>26</b>	<b>6</b>	<b>1</b>	<b>1</b>	<b>13</b>	<b>-</b>	<b>27</b>	<b>0</b>	<b>2</b>	<b>4</b>	<b>4</b>	<b>.415</b>	<b>.333</b>

PITCHER	W	L	ERA	G	GS	CG	GF	SHO	SV	IP	H	R	ER	HR	HB	BB	IBB	SO	WP	BK	AVG
Earnshaw	1	1	2.63	2	2	1	0	0	-	13.2	14	6	4	0	0	6	-	17	0	0	.250
Ehmke	1	0	1.42	2	2	1	0	0	-	12.2	14	3	2	0	0	3	-	13	0	0	.286
Grove	0	0	0.00	2	0	0	2	0	-	6.1	3	0	0	0	0	1	-	10	0	0	.143
Quinn	0	0	9.00	1	1	0	0	0	-	5.0	7	6	5	1	0	2	-	2	0	0	.318
Rommel	1	0	9.00	1	0	0	0	0	-	1.0	2	1	1	0	0	1	-	0	0	0	.500
Walberg	1	0	0.00	2	0	0	1	0	-	6.1	3	1	0	0	0	0	-	8	0	0	.143
<b>Totals</b>	<b>4</b>	<b>1</b>	<b>2.40</b>	<b>5</b>	<b>5</b>	<b>2</b>	<b>3</b>	<b>0</b>	<b>-</b>	<b>45.0</b>	<b>43</b>	<b>17</b>	<b>12</b>	<b>1</b>	<b>0</b>	<b>13</b>	<b>-</b>	<b>50</b>	<b>0</b>	<b>0</b>	<b>.249</b>

### [Results and Boxscores](#)

## 1930 WORLD SERIES

The Athletics win back-to-back World Series for the second time, defeating St. Louis four games to two. The pitching staff allows 12 runs in the six-game series for a 1.73 ERA. George Earnshaw goes 2-0 with a 0.72 ERA in three starts and Lefty Grove picks up the other two wins, posting a 1.42 ERA in three games, two starts. Offensively, the A's hit just .197 but add six home runs. Al Simmons hits .364 with two home runs and Jimmie Foxx bats .333. Mickey Cochrane adds two home runs and Jimmy Dykes drives in a team-best five runs.

Grove tosses a complete game in Game 1, a 5-2 A's win at Philadelphia. The A's are held to just five hits in the game, including a pair of solo home runs by Simmons and Cochrane. Earnshaw fires a six-hitter in the A's 6-1 win in Game 2. Simmons has two hits and Cochrane homers again, a solo shot in the first inning. The Cardinals win Game 3 in St. Louis as Bill Hallahan shuts out the A's on seven hits in a 5-0 win. Jesse Haines four-hits the A's in a 3-1 loss in Game 4 to even the series at two games each. Earnshaw and Grove then combine on a three-hit shutout in a 2-0 win in Game 5. Foxx hits a two-run home run in the ninth inning to account for all the scoring. The series returned to Philadelphia for Game 6 and the A's win their fifth and final World Championship in Philadelphia with a 7-1 victory. Earnshaw tosses a complete-game five-hitter and Dykes and Simmons both homer.

### FINAL STATISTICS

PLAYER	AVG	G	AB	R	H	TB	2B	3B	HR	RBI	SH	SF	HP	BB	IBB	SO	SB	CS	DP	E	SLG	OBP
Bishop	.222	6	18	5	4	4	0	0	0	0	0	0	1	7	-	3	0	0	0	0	.222	.462
Boley	.095	6	21	1	2	2	0	0	0	1	1	0	0	0	-	1	0	0	0	1	.095	.095
Cochrane	.222	6	18	5	4	11	1	0	2	4	0	1	0	5	-	2	0	1	0	1	.611	.375
Dykes	.222	6	18	2	4	10	3	0	1	5	2	0	0	5	-	3	0	0	0	1	.556	.391
Earnshaw	.000	3	9	0	0	0	0	0	0	0	0	0	0	0	-	5	0	0	0	0	.000	.000
Foxx	.333	6	21	3	7	14	2	1	1	3	0	0	0	2	-	4	0	0	1	0	.667	.391
Grove	.000	3	6	0	0	0	0	0	0	0	0	0	0	0	-	3	0	0	0	0	.000	.000
Haas	.111	6	18	1	2	4	0	1	0	1	0	1	0	1	-	3	0	1	1	1	.222	.150
McNair	.000	1	1	0	0	0	0	0	0	0	0	0	0	0	-	0	0	0	0	0	.000	.000
Miller	.143	6	21	0	3	5	2	0	0	3	1	1	0	0	-	4	0	0	0	0	.238	.136
Moore	.333	3	3	0	1	1	0	0	0	0	0	0	0	1	-	1	0	0	0	0	.333	.500
Shores	-	1	0	0	0	0	0	0	0	0	0	0	0	1	-	0	0	0	0	0	-	1.000
Simmons	.364	6	22	4	8	16	2	0	2	4	0	0	0	2	-	2	0	0	1	0	.727	.417
Walberg	.000	1	2	0	0	0	0	0	0	0	0	0	0	0	-	1	0	0	0	0	.000	.000
<b>Totals</b>	<b>.197</b>	<b>6</b>	<b>178</b>	<b>21</b>	<b>35</b>	<b>67</b>	<b>10</b>	<b>2</b>	<b>6</b>	<b>21</b>	<b>4</b>	<b>3</b>	<b>1</b>	<b>24</b>	<b>-</b>	<b>32</b>	<b>0</b>	<b>2</b>	<b>3</b>	<b>3</b>	<b>.376</b>	<b>.291</b>

PITCHER	W	L	ERA	G	GS	CG	GF	SHO	SV	IP	H	R	ER	HR	HB	BB	IBB	SO	WP	BK	AVG
Earnshaw	2	0	0.72	3	3	2	0	0	-	25.0	13	2	2	1	0	7	-	19	0	0	.149
Grove	2	1	1.42	3	2	2	1	0	-	19.0	15	5	3	0	0	3	-	10	0	0	.214
Quinn	0	0	4.50	1	0	0	1	0	-	2.0	3	1	1	0	0	0	-	1	0	0	.333
Shores	0	0	13.50	1	0	0	0	0	-	1.1	3	2	2	0	0	0	-	0	0	0	.429
Walberg	0	1	3.86	1	1	0	0	0	-	4.2	4	2	2	1	0	1	-	3	0	0	.235
<b>Totals</b>	<b>4</b>	<b>2</b>	<b>1.73</b>	<b>6</b>	<b>6</b>	<b>4</b>	<b>2</b>	<b>1</b>	<b>-</b>	<b>52.0</b>	<b>38</b>	<b>12</b>	<b>10</b>	<b>2</b>	<b>0</b>	<b>11</b>	<b>-</b>	<b>33</b>	<b>0</b>	<b>0</b>	<b>.200</b>

### [Results and Boxscores](#)

## 1931 WORLD SERIES

The A's and Cardinals meet in the World Series for the second consecutive season but the A's lose in seven games. The pitching staff posts a 2.66 ERA, including 1.88 by George Earnshaw and 2.42 by Lefty Grove, who picks up two of the A's three wins. Earnshaw and Grove both start three games each. The offense hits .220 and scores 22 runs in the seven-game series. Jimmie Foxx hits .348 and Al Simmons bats .333 with two of the A's three home runs and eight RBI.

The series opens in St. Louis and the A's take a 1-0 lead with a 6-2 win in Game 1. Grove goes the distance, allowing 12 hits, and Simmons drives in three runs, including a two-run home run in the seventh. Bill Hallahan tosses a three-hit shutout as the A's lose Game 2, 2-0. The A's then fall behind in the series with a 5-2 loss in Game 3 at Philadelphia. Burleigh Grimes no hits the A's over the first seven innings before Bing Miller singles in the eighth. Al Simmons hits a two-run home run in the ninth for the A's only runs. The A's even the series at two games each with a 3-0 win in Game 4. Earnshaw tosses a two-hit shutout and Foxx hits a solo home run in the sixth. St. Louis wins the final game in Philadelphia, 5-1, but the A's win Game 6 at St. Louis, 8-1 to force a seventh game. In the final game, Grimes again shuts down the A's in a 4-2 win. He does not allow a run over the first eight innings before yielding a pinch hit two-run single to Doc Cramer with two outs in the ninth. Max Bishop comes to the plate as the potential winning run but Hallahan relieves Grimes and gets Bishop to fly out to end the series.

### FINAL STATISTICS

PLAYER	AVG	G	AB	R	H	TB	2B	3B	HR	RBI	SH	SF	HP	BB	IBB	SO	SB	CS	DP	E	SLG	OBP
Bishop	.148	7	27	4	4	4	0	0	0	0	0	0	0	3	-	5	0	0	0	0	.148	.233
Boley	.000	1	1	0	0	0	0	0	0	0	0	0	0	0	-	1	0	0	0	0	.000	.000
Cochrane	.160	7	25	2	4	4	0	0	0	1	0	0	0	5	-	2	0	0	1	1	.160	.300
Cramer	.500	2	2	0	1	1	0	0	0	2	0	0	0	0	-	0	0	0	0	0	.500	.500
Dykes	.227	7	22	2	5	5	0	0	0	2	1	0	0	5	-	1	0	0	1	0	.227	.370
Earnshaw	.000	3	8	0	0	0	0	0	0	0	0	0	0	0	-	2	0	0	0	2	.000	.000
Foxx	.348	7	23	3	8	11	0	0	1	3	0	0	0	6	-	5	0	0	0	1	.478	.483
Grove	.000	3	10	0	0	0	0	0	0	0	0	0	0	0	-	7	0	0	0	0	.000	.000
Haas	.130	7	23	1	3	4	1	0	0	2	2	0	0	3	-	5	0	0	0	0	.174	.231
Heving	.000	1	1	0	0	0	0	0	0	0	0	0	0	0	-	0	0	0	0	0	.000	.000
Hoyt	.000	1	2	0	0	0	0	0	0	0	0	0	0	0	-	0	0	0	0	0	.000	.000
McNair	.000	2	2	1	0	0	0	0	0	0	0	0	0	0	-	1	0	0	0	0	.000	.000
Miller	.269	7	26	3	7	8	1	0	0	1	1	0	1	0	-	4	0	0	0	0	.308	.296
Moore	.333	2	3	0	1	1	0	0	0	0	0	0	0	0	-	1	0	0	0	0	.333	.333
Simmons	.333	7	27	4	9	17	2	0	2	8	0	0	0	3	-	3	0	0	1	0	.630	.400
Todt	-	1	0	0	0	0	0	0	0	0	0	0	0	1	-	0	0	0	0	0	-	1.000
Williams	.320	7	25	2	8	9	1	0	0	1	0	0	0	2	-	9	0	0	0	0	.360	.370
<b>Totals</b>	<b>.220</b>	<b>7</b>	<b>227</b>	<b>22</b>	<b>50</b>	<b>64</b>	<b>5</b>	<b>0</b>	<b>3</b>	<b>20</b>	<b>4</b>	<b>0</b>	<b>1</b>	<b>28</b>	<b>-</b>	<b>46</b>	<b>0</b>	<b>0</b>	<b>5</b>	<b>2</b>	<b>.282</b>	<b>.309</b>

PITCHER	W	L	ERA	G	GS	CG	GF	SHO	SV	IP	H	R	ER	HR	HB	BB	IBB	SO	WP	BK	AVG
Earnshaw	1	2	1.88	3	3	2	0	1	-	24.0	12	6	5	1	0	4	-	20	1	0	.148
Grove	2	1	2.42	3	3	2	0	0	-	26.0	28	7	7	0	0	2	-	16	0	0	.269
Hoyt	0	1	4.50	1	1	0	0	0	-	6.0	7	3	3	1	0	0	-	1	0	0	.292
Mahaffey	0	0	9.00	1	0	0	1	0	-	1.0	1	1	1	0	0	1	-	0	0	0	.250
Rommel	0	0	9.00	1	0	0	1	0	-	1.0	3	1	1	0	0	0	-	0	0	0	.500
Walberg	0	0	3.00	2	0	0	1	0	-	3.0	3	1	1	0	0	2	-	4	0	0	.300
<b>Totals</b>	<b>3</b>	<b>4</b>	<b>2.66</b>	<b>7</b>	<b>7</b>	<b>4</b>	<b>3</b>	<b>1</b>	<b>-</b>	<b>61.0</b>	<b>54</b>	<b>19</b>	<b>18</b>	<b>2</b>	<b>0</b>	<b>9</b>	<b>-</b>	<b>41</b>	<b>1</b>	<b>0</b>	<b>.236</b>

### [Results and Boxscores](#)

## 1971 AMERICAN LEAGUE CHAMPIONSHIP SERIES

In their first trip to the ALCS, the Oakland A's ran into the defending World Champion Baltimore Orioles, losing in three straight games. Touted A's pitchers Vida Blue and Jim "Catfish" Hunter ran into problems during the series, leading to the A's downfall. Offensively, the A's got solid performances out of third baseman Sal Bando and right fielder Reggie Jackson, who hit .364 and .333 respectively.

In Game 1, Vida Blue took a 3-1 lead into the bottom of the seventh before allowing a RBI single to Mark Belanger, a RBI double by Curt Motton and a two-run double by Paul Blair. ALCS MVP Mike Cuellar tossed a complete game six-hitter to defeat the A's in Game 2. Jim Hunter also went the distance for the A's, allowing seven hits, including four home runs. In Game 3, Reggie Jackson homered twice and Sal Bando once but that was the A's only scoring as Jim Palmer tossed a complete game seven-hitter.

### FINAL STATISTICS

PLAYER	AVG	G	AB	R	H	TB	2B	3B	HR	RBI	SH	SF	HP	BB	IBB	SO	SB	CS	DP	E	SLG	OBP
Bando	.364	3	11	3	4	9	2	0	1	1	0	0	0	1	0	0	0	0	1	0	.818	.417
Blefary	.000	1	1	0	0	0	0	0	0	0	0	0	0	0	0	1	0	0	0	0	.000	.000
Blue	.000	1	3	0	0	0	0	0	0	0	0	0	0	0	0	3	0	0	0	0	.000	.000
Campaneris	.167	3	12	0	2	3	1	0	0	0	0	0	0	0	0	1	0	1	0	0	.250	.167
Davis	.375	3	8	1	3	4	1	0	0	1	0	0	0	0	0	0	0	1	0	0	.500	.375
Duncan	.500	2	6	0	3	4	1	0	0	2	0	0	0	0	0	0	1	0	0	0	.667	.500
Epstein	.200	2	5	0	1	1	0	0	0	0	0	0	0	0	0	3	0	0	0	0	.200	.200
Green	.286	3	7	0	2	2	0	0	0	0	1	0	0	1	0	1	0	0	1	0	.286	.375
Hegan	.000	1	1	0	0	0	0	0	0	0	0	0	0	0	0	1	0	0	0	0	.000	.000
Hunter	.000	1	3	0	0	0	0	0	0	0	0	0	0	0	0	1	0	0	0	0	.000	.000
Jackson	.333	3	12	2	4	11	1	0	2	2	0	0	0	0	0	1	0	0	0	0	.917	.333
Mangual	.167	3	12	1	2	5	1	1	0	2	0	0	0	0	0	1	0	0	1	0	.417	.167
Monday	.000	1	3	0	0	0	0	0	0	0	0	0	0	1	0	2	0	0	0	0	.000	.250
Rudi	.143	2	7	0	1	2	1	0	0	0	0	0	0	1	0	0	0	0	0	0	.286	.250
Segui	.000	1	2	0	0	0	0	0	0	0	0	0	0	0	0	0	0	0	0	0	.000	.000
Tenace	.000	1	3	0	0	0	0	0	0	0	0	0	0	1	0	1	0	0	0	0	.000	.250
<b>Totals</b>	<b>.229</b>	<b>3</b>	<b>96</b>	<b>7</b>	<b>22</b>	<b>41</b>	<b>8</b>	<b>1</b>	<b>3</b>	<b>7</b>	<b>2</b>	<b>0</b>	<b>0</b>	<b>5</b>	<b>0</b>	<b>16</b>	<b>0</b>	<b>3</b>	<b>3</b>	<b>0</b>	<b>.427</b>	<b>.267</b>

PITCHER	W	L	ERA	G	GS	CG	GF	SHO	SV	IP	H	R	ER	HR	HB	BB	IBB	SO	WP	BK	AVG
Blue	0	1	6.43	1	1	0	0	0	0	7.0	7	5	5	0	0	2	0	8	0	0	.259
Fingers	0	0	7.71	2	0	0	1	0	0	2.1	2	2	2	0	0	1	0	2	0	0	.250
Grant	0	0	0.00	1	0	0	1	0	0	2.0	3	0	0	0	0	0	0	2	0	0	.333
Hunter	0	1	5.63	1	1	0	0	0	0	8.0	7	5	5	4	0	2	0	6	0	0	.233
Knowles	0	0	0.00	1	0	0	0	0	0	0.1	1	0	0	0	0	0	0	0	1	0	.500
Locker	0	0	0.00	1	0	0	0	0	0	0.2	0	0	0	0	0	2	0	0	0	0	.000
Segui	0	1	5.79	1	1	0	0	0	0	4.2	6	3	3	0	0	6	2	4	0	0	.333
<b>Totals</b>	<b>0</b>	<b>3</b>	<b>5.40</b>	<b>3</b>	<b>3</b>	<b>1</b>	<b>2</b>	<b>0</b>	<b>0</b>	<b>25.0</b>	<b>26</b>	<b>15</b>	<b>15</b>	<b>4</b>	<b>0</b>	<b>13</b>	<b>2</b>	<b>22</b>	<b>1</b>	<b>0</b>	<b>.274</b>

### [Results and Boxscores](#)

## 1972 AMERICAN LEAGUE CHAMPIONSHIP SERIES

Forty-one years after the Philadelphia Athletics won the American League Pennant, the Oakland A's recorded the organization's next pennant with a hard fought three games to two triumph over Detroit. It was the first time in the four-year history of the ALCS that the playoffs had gone more than three games. The A's used superb pitching, scoring just a total of 13 runs in the five games, but allowing only 10. The series also saw a near brawl between Tigers manager Billy Martin and A's shortstop Campy Campaneris, who threw his bat at Tiger hurler Lerrin LaGrow after being hit by a pitch.

In Game 1, the Tigers scored a run in the top of the 11th inning on an Al Kaline home run to take a 2-1 lead but Gonzalo Marquez tied the game in the bottom of the inning on a pinch-hit RBI single. A Kaline throwing error on the play allowed Gene Tenace to score the winning run. ALCS MVP Blue Moon Odom tossed a three-hit shutout in a 5-0 A's win in Game 2. Campaneris had three hits, two runs and two steals but was suspended for the remainder of the playoffs by American League President Joe Cronin after the bat throwing incident. Joe Coleman blanked the A's 3-0 on seven hits in Game 3 and the Tigers won 4-3 in 10 innings in Game 4. The A's scored two runs in the top of the 10th for a 3-1 lead but the Tigers scored three times in the bottom of the 10th, including the game-winning single by Jim Northrup. In Game 5, Vida Blue pitched four innings of shutout relief to pick up the save for Odom. Gene Tenace's two-out RBI single in the fourth inning scored George Hendrick with the winning run.

### FINAL STATISTICS

PLAYER	AVG	G	AB	R	H	TB	2B	3B	HR	RBI	SH	SF	HP	BB	IBB	SO	SB	CS	DP	E	SLG	OBP
Alou	.381	5	21	2	8	12	4	0	0	2	1	0	1	0	0	2	1	1	1	0	.571	.409
Bando	.200	5	20	0	4	4	0	0	0	2	0	0	0	0	3	0	0	0	0	0	.200	.200
Blue	.000	4	1	0	0	0	0	0	0	0	0	0	0	0	0	0	0	0	0	0	.000	.000
Campaneris	.429	2	7	3	3	3	0	0	0	0	0	0	1	1	0	2	0	0	0	0	.429	.556
Cullen	.000	2	1	0	0	0	0	0	0	0	0	0	0	0	0	0	0	0	0	0	.000	.000
Duncan	.000	2	2	0	0	0	0	0	0	0	0	0	0	1	0	1	0	0	0	0	.000	.333
Epstein	.188	5	16	1	3	6	0	0	1	1	0	0	1	4	0	5	1	0	0	0	.375	.381
Fingers	.000	3	1	0	0	0	0	0	0	0	0	0	0	0	0	0	0	0	0	0	.000	.000
Green	.125	5	8	0	1	2	1	0	0	0	0	0	0	0	0	0	0	0	1	0	.250	.125
Hegan	.000	3	1	1	0	0	0	0	0	0	0	0	0	0	0	0	0	0	0	0	.000	.000
Hendrick	.143	5	7	2	1	1	0	0	0	0	0	0	0	0	0	1	0	0	0	0	.143	.143
Holtzman	.000	1	1	0	0	0	0	0	0	0	0	0	0	0	0	1	0	0	0	0	.000	.000
Hunter	.167	2	6	0	1	1	0	0	0	0	0	0	0	0	0	2	0	0	0	0	.167	.167
Jackson	.278	5	18	1	5	6	1	0	0	2	0	0	0	1	0	6	2	0	0	0	.333	.316
Kubiak	.500	4	4	0	2	2	0	0	0	1	0	0	0	0	0	0	0	0	0	1	.500	.500
Mangual	.000	3	3	0	0	0	0	0	0	0	0	0	0	0	0	1	0	0	0	0	.000	.000
Marquez	.667	3	3	1	2	2	0	0	0	1	0	0	0	0	0	0	0	0	0	0	.667	.667
Maxvill	.125	5	8	0	1	1	0	0	0	0	0	0	0	1	0	2	1	0	0	0	.125	.222
Mincher	.000	1	1	0	0	0	0	0	0	0	0	0	0	0	0	1	0	0	0	0	.000	.000
Odom	.250	3	4	0	1	2	1	0	0	1	0	0	0	0	1	0	0	0	0	0	.500	.250
Rudi	.250	5	20	1	5	6	1	0	0	2	0	1	0	1	0	4	0	0	0	0	.300	.273
Tenace	.059	5	17	1	1	1	0	0	0	1	0	0	0	3	0	5	0	1	0	1	.059	.200
<b>Totals</b>	<b>.224</b>	<b>5</b>	<b>170</b>	<b>13</b>	<b>38</b>	<b>49</b>	<b>8</b>	<b>0</b>	<b>1</b>	<b>10</b>	<b>4</b>	<b>1</b>	<b>3</b>	<b>12</b>	<b>0</b>	<b>35</b>	<b>7</b>	<b>2</b>	<b>2</b>	<b>3</b>	<b>.288</b>	<b>.285</b>

PITCHER	W	L	ERA	G	GS	CG	GF	SHO	SV	IP	H	R	ER	HR	HB	BB	IBB	SO	WP	BK	AVG
Blue	0	0	0.00	4	0	0	1	0	1	5.1	4	0	0	0	0	1	1	5	0	0	.200
Fingers	1	0	1.69	3	0	0	1	0	0	5.1	4	1	1	1	0	1	0	3	0	0	.250
Hamilton	0	0	0.00	1	0	0	1	0	0	0.0	1	0	0	0	0	1	0	0	0	0	1.000
Holtzman	0	1	4.50	1	1	0	0	0	0	4.0	4	2	2	0	0	2	0	2	0	0	.267
Horlen	0	1	INF	1	0	0	0	0	0	0.0	0	1	1	0	0	1	0	0	1	0	.000
Hunter	0	0	1.17	2	2	0	0	0	0	15.1	10	2	2	2	0	5	1	9	0	0	.185
Locker	0	0	13.50	2	0	0	1	0	0	2.0	4	3	3	1	0	0	0	1	0	0	.444
Odom	2	0	0.00	2	2	1	0	1	0	14.0	5	1	0	0	0	2	0	5	1	0	.109
<b>Totals</b>	<b>3</b>	<b>2</b>	<b>1.76</b>	<b>5</b>	<b>5</b>	<b>1</b>	<b>4</b>	<b>1</b>	<b>1</b>	<b>46.0</b>	<b>32</b>	<b>10</b>	<b>9</b>	<b>4</b>	<b>0</b>	<b>13</b>	<b>2</b>	<b>25</b>	<b>2</b>	<b>0</b>	<b>.198</b>

### Results and Boxscores

## 1972 WORLD SERIES

The A's win their first World Championship in Oakland, the first for the Athletics franchise since 1930, defeating Cincinnati, four games to three. Six of the seven games are decided by one run and Gene Tenace picks up the offensive slack for Reggie Jackson who misses the entire series after pulling a hamstring in the ALCS. Tenace hits .348 with four home runs and nine RBI in the seven games to earn World Series MVP honors.

Tenace homered in his first two at bats of the series, hitting a two-run homer in the second and a solo shot in the fifth to lead the A's to a 3-2 win in Game 1. Catfish Hunter tossed 8 2/3 innings of six-hit, one-run baseball in Game 2 before yielding to Rollie Fingers who got the final out in the A's 2-1 win. Joe Rudi homered and made a spectacular catch off the bat of Denis Menke in the ninth. After a rainout in Oakland, the Reds won Game 3, 1-0 on a combined three-hitter by Jack Billingham and Clay Carroll. In Game 4, the A's trailed 2-1 entering the bottom of the ninth before scoring twice on pinch hit RBI singles by Don Mincher and Angel Mangual to take a 3-1 lead in the series. The Reds scored once in the eighth and once in the ninth off Rollie Fingers to win Game 5, 5-4 and then won 8-1 in Game 6 to even the series at three games each. In Game 7, the score was tied at one after five innings when Tenace delivered a RBI double to give the A's the lead. Sal Bando followed with a RBI double and Rollie Fingers pitched two scoreless innings for the save.

### FINAL STATISTICS

PLAYER	AVG	G	AB	R	H	TB	2B	3B	HR	RBI	SH	SF	HP	BB	IBB	SO	SB	CS	DP	E	SLG	OBP
Alou	.042	7	24	0	1	1	0	0	0	0	1	0	0	3	1	0	1	0	0	1	.042	.148
Bando	.269	7	26	2	7	8	1	0	0	1	0	0	2	1	5	0	0	1	1	.308	.321	
Blue	.000	4	1	0	0	0	0	0	0	0	0	0	0	2	0	1	0	0	0	.000	.667	
Campaneris	.179	7	28	1	5	5	0	0	0	0	2	0	0	1	0	4	0	1	0	1.179	.207	
Duncan	.200	3	5	0	1	1	0	0	0	0	0	0	0	1	0	3	0	0	0	.200	.333	
Epstein	.000	6	16	1	0	0	0	0	0	0	0	0	5	1	3	0	0	0	2	.000	.238	
Fingers	.000	6	1	0	0	0	0	0	0	0	1	0	0	0	0	0	0	0	0	.000	.000	
Green	.333	7	18	0	6	8	2	0	0	1	0	0	0	0	4	0	0	0	0	.444	.333	
Hegan	.200	6	5	0	1	1	0	0	0	0	0	0	0	0	2	0	0	0	0	.200	.200	
Hendrick	.133	5	15	3	2	2	0	0	0	0	1	0	0	1	0	2	0	0	1	.133	.188	
Holtzman	.000	3	5	0	0	0	0	0	0	0	0	0	0	0	0	0	0	0	0	1.000	.000	
Hunter	.200	3	5	0	1	1	0	0	0	1	0	0	0	2	0	1	0	0	0	1.200	.429	
Kubiak	.333	4	3	0	1	1	0	0	0	0	0	0	0	0	0	0	0	0	0	.333	.333	
Lewis	—	6	0	2	0	0	0	0	0	0	0	0	0	0	0	0	0	2	0	—	—	
Mangual	.300	4	10	1	3	3	0	0	0	1	1	0	0	0	0	0	0	0	0	1.300	.300	
Marquez	.600	5	5	0	3	3	0	0	0	1	0	0	0	0	0	0	0	0	0	.600	.600	
Mincher	1.000	3	1	0	1	1	0	0	0	1	0	0	0	0	0	0	0	0	0	1.000	1.000	
Odom	.000	4	4	0	0	0	0	0	0	0	0	0	0	0	3	0	0	0	0	.000	.000	
Rudi	.240	7	25	1	6	9	0	0	1	1	0	0	1	2	1	5	0	0	0	.360	.321	
Tenace	.348	7	23	5	8	21	1	0	4	9	0	0	0	2	1	4	0	0	0	.913	.400	
<b>Totals</b>	<b>.209</b>	<b>7</b>	<b>220</b>	<b>16</b>	<b>46</b>	<b>65</b>	<b>4</b>	<b>0</b>	<b>5</b>	<b>16</b>	<b>6</b>	<b>0</b>	<b>1</b>	<b>21</b>	<b>5</b>	<b>37</b>	<b>1</b>	<b>3</b>	<b>2</b>	<b>9</b>	<b>.295</b>	<b>.281</b>

PITCHER	W	L	ERA	G	GS	CG	GF	SHO	SV	IP	H	R	ER	HR	HB	BB	IBB	SO	WP	BK	AVG
Blue	0	1	4.15	4	1	0	1	0	1	8.2	8	4	4	1	0	5	1	5	1	0	.258
Fingers	1	1	1.74	6	0	0	4	0	2	10.1	4	2	2	0	1	4	2	11	1	0	.125
Hamilton	0	0	27.00	2	0	0	1	0	0	1.1	3	4	4	0	0	1	1	1	0	0	.500
Holtzman	1	0	2.13	3	2	0	0	0	0	12.2	11	3	3	0	0	3	1	4	0	0	.234
Horlen	0	0	6.75	1	0	0	1	0	0	1.1	2	1	1	0	0	2	1	1	1	0	.333
Hunter	2	0	2.81	3	2	0	0	0	0	16.0	12	5	5	2	0	6	2	11	1	0	.203
Locker	0	0	0.00	1	0	0	0	0	0	0.1	1	0	0	0	0	0	0	0	0	0	.500
Odom	0	1	1.59	2	2	0	0	0	0	11.1	5	2	2	0	0	6	0	13	0	0	.135
<b>Totals</b>	<b>4</b>	<b>3</b>	<b>3.05</b>	<b>7</b>	<b>7</b>	<b>0</b>	<b>7</b>	<b>0</b>	<b>3</b>	<b>62.0</b>	<b>46</b>	<b>21</b>	<b>21</b>	<b>3</b>	<b>1</b>	<b>27</b>	<b>8</b>	<b>46</b>	<b>4</b>	<b>0</b>	<b>.209</b>

### [Results and Boxscores](#)

## 1973 AMERICAN LEAGUE CHAMPIONSHIP SERIES

The A's win their second consecutive American League Pennant, defeating Baltimore three games to two. It was the second consecutive year that the ALCS had gone the maximum five games after having been decided in three games each year previously. In a rematch of the 1971 ALCS, it was pitching again that was the key, this time for the A's. Five of the six A's pitchers had ERAs under 2.00 for the series.

Jim Palmer tossed a five-hit shutout to defeat the A's 6-0 in Game 1 but the A's evened the series with a 6-3 win in Game 2. Sal Bando homered twice off Dave McNally and Campy Campaneris and Joe Rudi also homered for the A's. The A's won Game 3, 2-1 in 11 innings as both Ken Holtzman and Mike Cuellar went the distance. Holtzman allowed just three hits and Cuellar had allowed just three before Campaneris homered to lead off the bottom of the 11th. The A's appeared to have the series locked up in Game 4 as they had a 4-0 lead after six innings. Baltimore then scored four times off Vida Blue in the seventh and once off losing pitcher Rollie Fingers in the eighth for a 5-4 win. ALCS MVP Catfish Hunter then tossed a five-hit shutout in Game 5 as the A's won 3-0 to clinch the series.

### FINAL STATISTICS

PLAYER	AVG	G	AB	R	H	TB	2B	3B	HR	RBI	SH	SF	HP	BB	IBB	SO	SB	CS	DP	E	SLG	OBP
Alou	.333	4	6	0	2	2	0	0	0	1	0	0	0	0	0	1	0	0	0	0	.333	.333
Andrews	.000	2	1	0	0	0	0	0	0	0	1	0	0	0	0	0	0	0	0	0	.000	.000
Bando	.167	5	18	2	3	9	0	0	2	3	0	0	1	3	0	6	0	0	0	0	.500	.318
Bourque	.000	2	1	0	0	0	0	0	0	0	0	0	0	2	1	1	0	0	0	0	.000	.667
Campaneris	.333	5	21	3	7	14	1	0	2	3	0	0	0	2	0	2	3	0	0	2	.667	.391
Conigliaro	.000	1	4	0	0	0	0	0	0	0	0	0	0	0	0	2	0	0	0	0	.000	.000
Davalillo	.625	4	8	2	5	8	1	1	0	1	0	0	0	1	1	0	0	0	1	1	1.000	.667
Fosse	.091	5	11	2	1	2	1	0	0	3	1	1	0	2	0	2	0	0	0	0	.182	.214
Green	.077	5	13	0	1	2	1	0	0	1	1	0	0	0	0	4	0	0	0	1	.154	.077
Jackson	.143	5	21	0	3	3	0	0	0	0	0	0	0	0	0	6	0	1	0	0	.143	.143
Johnson	.100	4	10	0	1	1	0	0	0	0	0	0	0	2	0	6	0	0	0	0	.100	.250
Kubiak	.000	3	2	0	0	0	0	0	0	0	0	0	0	0	0	1	0	0	1	0	.000	.000
Lewis	—	2	0	1	0	0	0	0	0	0	0	0	0	0	0	0	0	0	0	0	—	—
Mangual	.111	3	9	1	1	1	0	0	0	0	0	0	0	0	0	3	0	0	0	0	.111	.111
Rudi	.222	5	18	1	4	7	0	0	1	3	1	0	0	3	1	1	0	0	0	0	.389	.333
Tenace	.235	5	17	3	4	5	1	0	0	0	0	0	1	2	0	4	0	0	0	0	.294	.350
<b>Totals</b>	<b>.200</b>	<b>5</b>	<b>160</b>	<b>15</b>	<b>32</b>	<b>54</b>	<b>5</b>	<b>1</b>	<b>5</b>	<b>15</b>	<b>4</b>	<b>1</b>	<b>2</b>	<b>17</b>	<b>3</b>	<b>39</b>	<b>3</b>	<b>1</b>	<b>2</b>	<b>4</b>	<b>.338</b>	<b>.283</b>

PITCHER	W	L	ERA	G	GS	CG	GF	SHO	SV	IP	H	R	ER	HR	HB	BB	IBB	SO	WP	BK	AVG
Blue	0	1	10.29	2	2	0	0	0	0	7.0	8	8	8	1	0	5	0	3	1	0	.286
Fingers	0	1	1.93	3	0	0	3	0	1	4.2	4	1	1	1	0	2	0	4	0	0	.250
Holtzman	1	0	0.82	1	1	1	0	0	0	11.0	3	1	1	1	0	1	0	7	0	0	.081
Hunter	2	0	1.65	2	2	1	0	1	0	16.1	12	3	3	0	1	5	1	6	0	0	.200
Odom	0	0	1.80	1	0	0	0	0	0	5.0	6	2	1	0	0	2	0	4	0	0	.286
Pina	0	0	0.00	1	0	0	0	0	0	2.0	3	0	0	0	1	1	0	1	0	0	.333
<b>Totals</b>	<b>3</b>	<b>2</b>	<b>2.74</b>	<b>5</b>	<b>5</b>	<b>2</b>	<b>3</b>	<b>1</b>	<b>1</b>	<b>46.0</b>	<b>36</b>	<b>15</b>	<b>14</b>	<b>3</b>	<b>2</b>	<b>16</b>	<b>1</b>	<b>25</b>	<b>1</b>	<b>0</b>	<b>.211</b>

### [Results and Boxscores](#)



## 1973 WORLD SERIES

The A's win their second consecutive World Championship, winning Games 6 and 7 to defeat the New York Mets, four games to three. Reggie Jackson was named MVP of the series after hitting .310 with a home run and six RBI and Ken Holtzman was the winning pitcher in two of the A's four victories. The series also featured the "firing" of Mike Andrews by A's owner Charlie Finley after his two 12th-inning errors in Game 2 helped the Mets to a 10-7 win. Andrews did make another appearance in the series, grounding out as a pinch hitter in Game 4.

Holtzman picks up the win in the A's 2-1 victory in Game 1. The A's collect just three hits off Mets starter Jon Matlack but all come in the third inning as Holtzman doubles and scores on an error and Joe Rudi has a RBI single. The Mets score four runs off Rollie Fingers in the 12th inning of Game 2 to defeat the A's 10-7, but only one run was earned as Andrews committed two errors. Game 3 went 11 innings but the A's won 3-2 on a RBI single by Campy Campaneris in the top of the 11th. The A's lost Game 4, 6-1 as Rusty Staub was a perfect 4-for-4 to even the series at two games apiece. Jerry Koosman and Tug McGraw then combined to three-hit the A's in a 2-0 win in Game 5 but the A's came back to win the final two games in Oakland. In Game 6, Reggie Jackson doubled twice, singled and drove in two runs in the A's 3-1 victory. The A's had gone the entire series without a home run before Campaneris hit a two-run home run in the third inning in Game 2. Jackson added a two-run homer later in the inning and Darold Knowles retired Wayne Garrett with runners on first and third in the ninth to save the A's 5-2 win.

### FINAL STATISTICS

PLAYER	AVG	G	AB	R	H	TB	2B	3B	HR	RBI	SH	SF	HP	BB	IBB	SO	SB	CS	DP	E	SLG	OBP
Alou	.158	7	19	0	3	4	1	0	0	3	0	1	0	0	0	0	0	0	0	0	.211	.150
Andrews	.000	2	3	0	0	0	0	0	0	0	0	0	1	0	1	0	0	0	2	.000	.250	
Bando	.231	7	26	5	6	9	1	1	0	1	1	0	0	4	1	7	0	0	0	1	.346	.333
Blue	.000	2	4	0	0	0	0	0	0	0	0	0	0	0	0	4	0	0	0	0	.000	.000
Bourque	.500	2	2	0	1	1	0	0	0	0	0	0	0	0	0	0	0	0	0	0	.500	.500
Campaneris	.290	7	31	6	9	14	0	1	1	3	0	0	2	1	0	7	3	0	0	1	.452	.353
Conigliaro	.000	3	3	0	0	0	0	0	0	0	0	0	0	0	0	1	0	0	0	0	.000	.000
Davalillo	.091	6	11	0	1	1	0	0	0	0	0	0	0	2	0	1	0	0	0	0	.091	.231
Fingers	.333	6	3	0	1	1	0	0	0	0	0	0	0	0	0	1	0	0	0	0	.333	.333
Fosse	.158	7	19	0	3	4	1	0	0	0	0	0	0	1	1	4	0	0	0	0	.211	.200
Green	.063	7	16	0	1	1	0	0	0	0	0	0	0	1	0	6	0	1	0	0	.063	.118
Holtzman	.667	3	3	2	2	4	2	0	0	0	0	0	0	0	0	0	0	0	0	0	1.333	.667
Hunter	.000	2	5	0	0	0	0	0	0	0	0	0	0	0	0	3	0	0	0	1	.000	.000
Jackson	.310	7	29	3	9	17	3	1	1	6	0	0	0	2	0	7	0	0	1	0	.586	.355
Johnson	.300	6	10	0	3	4	1	0	0	0	0	0	0	1	0	4	0	0	0	0	.400	.364
Knowles	—	0	0	0	0	0	0	0	0	0	0	0	0	0	0	0	0	0	0	1	—	—
Kubiak	.000	4	3	1	0	0	0	0	0	0	0	0	0	1	0	1	0	0	0	0	.000	.250
Lewis	—	3	0	1	0	0	0	0	0	0	0	0	0	0	0	0	0	0	0	0	—	—
Lindblad	.000	3	1	0	0	0	0	0	0	0	0	0	0	0	0	0	0	0	0	0	.000	.000
Mangual	.000	5	6	0	0	0	0	0	0	0	0	0	0	0	0	3	0	0	0	0	.000	.000
Odom	.000	3	1	0	0	0	0	0	0	0	0	0	0	0	0	1	0	0	0	0	.000	.000
Rudi	.333	7	27	3	9	11	2	0	0	4	1	0	0	3	0	4	0	1	0	0	.407	.400
Tenace	.158	7	19	0	3	4	1	0	0	3	0	0	0	11	1	7	0	2	1	2	.211	.467
<b>Totals</b>	<b>.212</b>	<b>7</b>	<b>241</b>	<b>21</b>	<b>51</b>	<b>75</b>	<b>12</b>	<b>3</b>	<b>2</b>	<b>20</b>	<b>2</b>	<b>1</b>	<b>2</b>	<b>28</b>	<b>3</b>	<b>62</b>	<b>3</b>	<b>4</b>	<b>2</b>	<b>9</b>	<b>.311</b>	<b>.298</b>

PITCHER	W	L	ERA	G	GS	CG	GF	SHO	SV	IP	H	R	ER	HR	HB	BB	IBB	SO	WP	BK	AVG
Blue	0	1	4.91	2	2	0	0	0	0	11.0	10	6	6	2	0	3	0	8	1	0	.222
Fingers	0	1	0.66	6	0	0	3	0	2	13.2	13	5	1	0	1	4	1	8	0	0	.250
Holtzman	2	1	4.22	3	3	0	0	0	0	10.2	13	5	5	1	0	5	0	6	0	0	.310
Hunter	1	0	2.03	2	2	0	0	0	0	13.1	11	3	3	1	0	4	1	6	1	0	.212
Knowles	0	0	0.00	7	0	0	2	0	2	6.1	4	1	0	0	1	5	2	5	0	0	.167
Lindblad	1	0	0.00	3	0	0	2	0	0	3.1	4	0	0	0	0	1	1	1	0	0	.250
Odom	0	0	3.86	2	0	0	0	0	0	4.2	5	2	2	0	0	2	0	2	1	0	.294
Pina	0	0	0.00	2	0	0	0	0	0	3.0	6	2	0	0	1	2	1	0	0	0	.462
<b>Totals</b>	<b>4</b>	<b>3</b>	<b>2.32</b>	<b>7</b>	<b>7</b>	<b>0</b>	<b>7</b>	<b>0</b>	<b>4</b>	<b>66.0</b>	<b>66</b>	<b>24</b>	<b>17</b>	<b>4</b>	<b>3</b>	<b>26</b>	<b>6</b>	<b>36</b>	<b>3</b>	<b>0</b>	<b>.253</b>

### [Results and Boxscores](#)

## 1974 AMERICAN LEAGUE CHAMPIONSHIP SERIES

The A's and Orioles square off in the American League Championship Series for the third time in the last four years and the A's win their third straight American League Pennant, defeating the Orioles three games to one. Pitching was the key as Vida Blue, Ken Holtzman and Blue Moon Odom combined for 21.1 innings of scoreless pitching. Ray Fosse paced the A's offense with a .333 batting average, one home run and three RBI.

The A's lose Game 1 of the series, 6-3 as Paul Blair, Brooks Robinson and Bobby Grich all homer off A's starter Catfish Hunter. Ken Holtzman gets the A's back on track in Game 2 with a five-hit shutout in the A's 5-0 win and Ray Fosse adds three hits and three RBI. Game 3 is a pitchers duel between ALCS MVP Vida Blue and Jim Palmer and Blue comes out on the winning end when Sal Bando hits a solo home run in the fourth inning for the only run of the game. Palmer would allow just three other hits but Blue allowed just two and did not walk a batter. Jim Hunter tosses seven scoreless innings in Game 5 and A's pitchers extend their scoreless streak to 30 innings before Rollie Fingers allows a run in the ninth in the A's 2-1 win. The A's collect just one hit but walk 11 times.

### FINAL STATISTICS

PLAYER	AVG	G	AB	R	H	TB	2B	3B	HR	RBI	SH	SF	HP	BB	IBB	SO	SB	CS	DP	E	SLG	OBP
Alou	1.000	1	1	0	1	1	0	0	0	0	0	0	0	0	0	0	0	0	0	0	1.000	1.000
Bando	.231	4	13	4	3	9	0	0	2	2	0	0	0	4	0	0	0	0	0	0	.692	.412
Campaneris	.176	4	17	0	3	3	0	0	3	0	1	0	0	0	0	3	1	1	1	1	.176	.167
Fosse	.333	4	12	1	4	8	1	0	1	3	1	0	0	1	0	2	0	0	0	0	.667	.385
Green	.222	4	9	0	2	2	0	0	0	0	1	0	0	2	0	1	0	0	0	2	.222	.364
Holt	—	2	0	0	0	0	0	0	0	0	0	0	0	1	1	0	0	0	0	0	—	1.000
Jackson	.167	4	12	0	2	3	1	0	0	1	0	0	0	5	0	2	0	0	0	0	.250	.412
Mangual	.250	1	4	0	1	1	0	0	0	0	0	0	0	0	0	0	0	0	0	0	.250	.250
Maxvill	.000	1	1	0	0	0	0	0	0	0	0	0	0	0	0	1	0	0	0	0	.000	.000
North	.063	4	16	3	1	2	1	0	0	0	0	0	0	2	0	1	1	0	0	0	.125	.167
Rudi	.154	4	13	0	2	4	0	1	0	1	0	0	0	3	2	2	0	0	0	0	.308	.313
Tenace	.000	4	11	1	0	0	0	0	0	1	0	0	0	4	0	4	1	0	1	0	.000	.267
Trillo	—	1	0	1	0	0	0	0	0	0	0	0	0	0	0	0	0	0	0	0	—	—
Washington, C	.273	4	11	1	3	4	1	0	0	0	0	0	1	0	0	0	0	0	1	0	.364	.333
Washington, W	—	2	0	0	0	0	0	0	0	0	0	0	0	0	0	0	2	0	0	0	—	—
<b>Totals</b>	<b>.183</b>	<b>4</b>	<b>120</b>	<b>11</b>	<b>22</b>	<b>37</b>	<b>4</b>	<b>1</b>	<b>3</b>	<b>11</b>	<b>2</b>	<b>1</b>	<b>1</b>	<b>22</b>	<b>3</b>	<b>16</b>	<b>3</b>	<b>3</b>	<b>3</b>	<b>2</b>	<b>.308</b>	<b>.313</b>

PITCHER	W	L	ERA	G	GS	CG	GF	SHO	SV	IP	H	R	ER	HR	HB	BB	IBB	SO	WP	BK	AVG
Blue	1	0	0.00	1	1	1	0	1	0	9.0	2	0	0	0	0	0	0	7	0	0	.067
Fingers	0	0	3.00	2	0	0	2	0	1	3.0	3	1	1	0	0	1	0	3	0	0	.250
Holtzman	1	0	0.00	1	1	1	0	1	0	9.0	5	0	0	0	0	2	0	3	0	0	.167
Hunter	1	1	4.63	2	2	0	0	0	0	11.2	11	6	6	3	0	2	0	6	0	0	.268
Odom	0	0	0.00	1	0	0	0	0	0	3.1	1	0	0	0	0	0	0	1	0	0	.091
<b>Totals</b>	<b>3</b>	<b>1</b>	<b>1.75</b>	<b>4</b>	<b>4</b>	<b>2</b>	<b>2</b>	<b>2</b>	<b>1</b>	<b>36.0</b>	<b>22</b>	<b>7</b>	<b>7</b>	<b>3</b>	<b>0</b>	<b>5</b>	<b>0</b>	<b>20</b>	<b>0</b>	<b>0</b>	<b>.177</b>

### Results and Boxscores

## 1974 WORLD SERIES

The A's win their third consecutive World Championship to become the first team to win at least three straight since the New York Yankees won five straight, 1949-53. The A's defeated the Los Angeles Dodgers in five games in a series where four of the five games were decided by a 3-2 score. Bert Campaneris hit .353 in the series and Joe Rudi topped the A's with four RBI. World Series MVP Rollie Fingers had a win and two saves while posting a 1.93 ERA and the A's used just five pitchers the entire series.

The A's open the series with a 3-2 win as Rollie Fingers pitched 4.1 innings of relief for the win before Catfish Hunter comes on to strike out Joe Ferguson in the bottom of the ninth with the tying run at first base. The Dodgers even the series with a 3-2 win in Game 2 as Don Sutton shuts out the A's on four hits over the first eight innings. Joe Rudi has a two-run single in the ninth but the A's rally falls short. Hunter starts Game 3 and kept the Dodgers off the board over the first seven innings in a 3-2 win. Ken Holtzman is the winning pitcher in the A's 5-2 win in Game 4 and he also contributes to the A's offense with a solo home run in the third inning. The A's trailed 2-1 entering the bottom of the sixth but score four times, highlighted by Jim Holt's two-run pinch hit single. Rollie Fingers clinches his series MVP honors by pitching two scoreless innings for the save in the A's 3-2 win in Game 5. Joe Rudi homers to lead off the seventh inning to break a 2-2 tie.

### FINAL STATISTICS

PLAYER	AVG	G	AB	R	H	TB	2B	3B	HR	RBI	SH	SF	HP	BB	IBB	SO	SB	CS	DP	E	SLG	OBP
Alou	.000	1	1	0	0	0	0	0	0	0	0	0	0	0	0	1	0	0	0	0	.000	.000
Bando	.063	5	16	3	1	1	0	0	0	2	0	1	1	2	0	5	0	0	0	0	.063	.200
Blue	.000	2	4	0	0	0	0	0	0	0	0	0	0	0	0	4	0	0	0	0	.000	.000
Campaneris	.353	5	17	1	6	8	2	0	2	2	2	0	1	0	0	2	1	1	0	2	.471	.389
Fingers	.000	4	2	0	0	0	0	0	0	0	0	0	0	0	0	1	0	0	0	0	.000	.000
Fosse	.143	5	14	1	2	5	0	0	1	1	0	0	0	1	0	5	0	0	0	0	.357	.200
Green	.000	5	13	1	0	0	0	0	0	1	1	0	0	1	0	4	0	0	0	1	.000	.071
Haney	—	2	0	0	0	0	0	0	0	0	0	0	0	0	0	0	0	0	0	0	—	—
Holt	.667	4	3	0	2	2	0	0	0	2	0	0	0	0	0	0	0	0	0	0	.667	.667
Holtzman	.500	2	4	2	2	6	1	0	1	1	0	0	0	1	0	1	0	0	0	0	1.500	.600
Hunter	.000	2	2	0	0	0	0	0	0	0	1	0	0	0	0	2	0	0	0	0	.000	.000
Jackson	.286	5	14	3	4	8	1	0	1	1	0	0	0	5	0	3	1	0	0	1	.571	.474
Mangual	.000	1	1	0	0	0	0	0	0	0	0	0	0	0	0	1	0	0	0	0	.000	.000
Maxvill	—	2	0	0	0	0	0	0	0	0	0	0	0	0	0	0	0	0	0	0	—	—
North	.059	5	17	3	1	1	0	0	0	0	1	0	0	2	0	5	1	1	1	1	.059	.158
Rudi	.333	5	18	1	6	9	0	0	1	4	1	0	0	0	0	3	0	0	1	0	.500	.333
Tenace	.222	5	9	0	2	2	0	0	0	0	1	0	0	3	0	4	0	0	1	0	.222	.417
Washington, C	.571	5	7	1	4	4	0	0	0	0	0	0	0	1	1	1	0	1	0	0	.571	.625
Washington, H	—	3	0	0	0	0	0	0	0	0	0	0	0	0	0	0	0	0	0	0	—	—
<b>Totals</b>	<b>.211</b>	<b>5</b>	<b>142</b>	<b>16</b>	<b>30</b>	<b>46</b>	<b>4</b>	<b>0</b>	<b>4</b>	<b>14</b>	<b>7</b>	<b>1</b>	<b>2</b>	<b>16</b>	<b>1</b>	<b>42</b>	<b>3</b>	<b>3</b>	<b>3</b>	<b>5</b>	<b>.324</b>	<b>.298</b>

PITCHER	W	L	ERA	G	GS	CG	GF	SHO	SV	IP	H	R	ER	HR	HB	BB	IBB	SO	WP	BK	AVG
Blue	0	1	3.29	2	2	0	0	0	0	13.2	10	5	5	1	0	7	0	9	0	0	.217
Fingers	1	0	1.93	4	0	0	3	0	2	9.1	8	2	2	2	1	2	0	6	0	0	.242
Holtzman	1	0	1.50	2	2	0	0	0	0	12.0	13	3	2	0	0	4	0	10	1	0	.277
Hunter	1	0	1.17	2	1	0	1	0	1	7.2	5	1	1	1	1	0	2	0	5	0	.179
Odom	1	0	0.00	2	0	0	1	0	0	1.1	0	0	0	0	0	1	0	2	0	0	.000
<b>Totals</b>	<b>4</b>	<b>1</b>	<b>2.05</b>	<b>5</b>	<b>5</b>	<b>0</b>	<b>5</b>	<b>0</b>	<b>3</b>	<b>44.0</b>	<b>36</b>	<b>11</b>	<b>10</b>	<b>4</b>	<b>1</b>	<b>16</b>	<b>0</b>	<b>32</b>	<b>1</b>	<b>0</b>	<b>.228</b>

### Results and Boxscores

## 1975 AMERICAN LEAGUE CHAMPIONSHIP SERIES

The A's streak of three consecutive American League Pennants is snapped by Boston as the Red Sox sweep the A's in three games. After posting a team ERA under 3.00 in each of the previous three ALCS wins, the A's team ERA in 1975 ballooned to 4.32. Sal Bando paced the A's offense with a .500 batting average and Reggie Jackson drove in three of the seven runs the A's scored in the series.

Luis Tiant pitched a three-hitter in Boston's 7-1 win in Game 1 at Fenway Park. Three A's errors led to two runs in the first inning but the A's still trailed just 2-0 before Boston scored five in the seventh. The A's took a 3-0 lead in Game 2, highlighted by a Reggie Jackson two-run home run in the first inning but Boston tied the game with three in the fourth off Vida Blue. Rollie Fingers then allowed three runs in four innings as the A's lost 6-3. The series moved to Oakland for Game 3 but the Red Sox built a 4-0 lead in a 5-3 win. The A's started their Game 1 starter, Ken Holtzman, and he allowed four runs in 4 2/3 innings.

### FINAL STATISTICS

PLAYER	AVG	G	AB	R	H	TB	2B	3B	HR	RBI	SH	SF	HP	BB	IBB	SO	SB	CS	DP	E	SLG	OBP
Bando	.500	3	12	1	6	8	2	0	0	2	0	0	0	0	0	3	0	0	0	1	.667	.500
Campaneris	.000	3	11	1	0	0	0	0	0	0	0	0	0	1	0	1	0	0	0	0	.000	.083
Fosse	.000	1	2	0	0	0	0	0	0	0	0	0	0	0	0	1	0	0	0	0	.000	.000
Garner	.000	3	5	0	0	0	0	0	0	0	0	0	0	0	0	1	0	0	0	1	.000	.000
Harper	—	1	0	0	0	0	0	0	0	0	0	0	0	1	0	0	0	0	0	0	—	1.000
Holt	.333	3	3	0	1	2	1	0	0	0	0	0	0	0	0	0	0	0	0	0	.667	.333
Hopkins	—	1	0	0	0	0	0	0	0	0	0	0	0	0	0	0	0	0	0	0	—	—
Jackson	.417	3	12	1	5	8	0	0	1	3	0	0	0	0	0	2	0	0	0	0	.667	.417
Martinez	—	3	0	0	0	0	0	0	0	0	0	0	0	0	0	0	0	0	0	0	—	—
North	.000	3	10	0	0	0	0	0	0	1	0	0	0	2	0	0	0	0	0	1	.000	.167
Rudi	.250	3	12	1	3	5	2	0	0	0	0	0	0	0	0	1	0	0	1	0	.417	.250
Tenace	.000	3	9	0	0	0	0	0	0	0	0	0	0	3	0	2	0	0	1	0	.000	.250
Tovar	.500	2	2	2	1	1	0	0	0	0	0	0	0	1	0	0	0	0	0	1	.500	.667
Washington	.250	3	12	1	3	4	1	0	0	1	0	0	0	0	0	2	0	0	0	2	.333	.250
Williams	.000	3	8	0	0	0	0	0	0	0	0	0	0	1	0	1	0	0	0	0	.000	.111
<b>Totals</b>	<b>.194</b>	<b>3</b>	<b>98</b>	<b>7</b>	<b>19</b>	<b>28</b>	<b>6</b>	<b>0</b>	<b>1</b>	<b>7</b>	<b>0</b>	<b>0</b>	<b>0</b>	<b>9</b>	<b>0</b>	<b>14</b>	<b>0</b>	<b>0</b>	<b>2</b>	<b>6</b>	<b>.286</b>	<b>.262</b>

PITCHER	W	L	ERA	G	GS	CG	GF	SHO	SV	IP	H	R	ER	HR	HB	BB	IBB	SO	WP	BK	AVG
Abbott	0	0	0.00	1	0	0	1	0	0	1.0	0	0	0	0	0	0	0	0	0	0	0.000
Blue	0	0	9.00	1	1	0	0	0	0	3.0	6	3	3	1	0	0	0	2	0	0	.429
Bosman	0	0	0.00	1	0	0	0	0	0	0.1	0	0	0	0	0	0	0	0	0	0	.000
Fingers	0	1	6.75	1	0	0	1	0	0	4.0	5	3	3	1	0	1	1	3	0	0	.385
Holtzman	0	2	4.09	2	2	0	0	0	0	11.0	12	8	5	0	0	1	0	7	0	0	.261
Lindblad	0	0	0.00	2	0	0	1	0	0	4.2	5	3	0	0	0	1	1	0	1	0	.313
Todd	0	0	9.00	3	0	0	0	0	0	1.0	3	1	1	0	0	0	0	0	0	0	.600
<b>Totals</b>	<b>0</b>	<b>3</b>	<b>4.32</b>	<b>3</b>	<b>3</b>	<b>0</b>	<b>3</b>	<b>0</b>	<b>0</b>	<b>25.0</b>	<b>31</b>	<b>18</b>	<b>12</b>	<b>2</b>	<b>0</b>	<b>3</b>	<b>2</b>	<b>12</b>	<b>1</b>	<b>0</b>	<b>.316</b>

### [Results and Boxscores](#)

1981 AMERICAN LEAGUE DIVISION SERIES

The A's sweep a three-game series from Kansas City in baseball's first ever Division Series, pitting first and second half winners in each division in a season interrupted by a strike. The A's pitching staff allows just two runs in the entire series and the offense is paced by Dwayne Murphy who is 6-for-11 in the three-game series.

Mike Norris tosses a four-hit shutout in Game 1, a 4-0 A's victory at Kansas City. Wayne Gross hit a three-run home run in the fourth inning. The A's get their second consecutive complete game in Game 2 as Steve McCatty pitches a six-hitter in the A's 2-1 win. Tony Armas had a RBI double in the first inning, and after the Royals tied the game in the fifth, Armas added a RBI double in the eighth for the win. The A's complete the sweep with a 4-1 win in Oakland in Game 3. Armas had a RBI single in the first and three Kansas City errors led to a run in the third. After the Royals scored a run in the fourth, Dave McKay homered and Dwayne Murphy had a RBI single in the bottom of the inning.

FINAL STATISTICS

PLAYER	AVG	G	AB	R	H	TB	2B	3B	HR	RBI	SH	SF	HP	BB	IBB	SO	SB	CS	DP	E	SLG	OBP
Armas	.545	3	11	1	6	8	2	0	0	3	0	0	0	1	0	1	0	0	0	1	.727	.583
Bosetti	—	1	0	0	0	0	0	0	0	0	0	0	0	0	0	0	0	0	0	0	—	—
Drumright	.250	1	4	0	1	1	0	0	0	0	0	0	0	0	0	0	0	0	1	0	.250	.250
Gross	.400	2	5	1	2	5	0	0	1	3	0	0	0	0	0	0	0	0	0	0	1.000	.400
Heath	.000	2	8	0	0	0	0	0	0	0	0	0	0	0	0	1	0	0	0	0	.000	.000
Henderson	.182	3	11	3	2	2	0	0	0	0	0	0	0	2	0	2	0	0	0	.182	.308	
Johnson	.286	2	7	0	2	3	1	0	0	0	1	0	0	0	0	1	0	0	0	0	.429	.286
Klutts	.143	2	7	0	1	1	0	0	0	1	0	0	0	0	1	0	0	0	0	0	.143	.143
McKay	.273	3	11	1	3	6	0	0	1	1	0	0	0	1	0	1	0	0	0	1	.545	.333
Moore	.000	2	8	0	0	0	0	0	0	0	0	0	0	0	0	2	0	0	0	0	.000	.000
Murphy	.545	3	11	4	6	10	1	0	1	2	0	0	0	1	0	1	0	1	0	0	.909	.583
Newman	.000	1	3	0	0	0	0	0	0	1	0	0	0	0	1	0	0	0	0	0	.000	.000
Picciolo	.333	1	3	0	1	1	0	0	0	0	0	0	0	0	0	0	0	0	0	0	.333	.333
Spencer	.250	1	4	0	1	2	1	0	0	0	0	0	0	0	0	0	0	0	0	0	.500	.250
Stanley	.000	3	6	0	0	0	0	0	0	0	0	0	0	1	0	1	0	0	0	0	.000	.143
pitchers	—	0	0	0	0	0	0	0	0	0	0	0	0	0	0	0	0	0	0	1	—	—
<b>Totals</b>	<b>.253</b>	<b>3</b>	<b>99</b>	<b>10</b>	<b>25</b>	<b>39</b>	<b>5</b>	<b>0</b>	<b>3</b>	<b>9</b>	<b>3</b>	<b>0</b>	<b>0</b>	<b>6</b>	<b>0</b>	<b>10</b>	<b>2</b>	<b>1</b>	<b>1</b>	<b>3</b>	<b>.394</b>	<b>.295</b>

PITCHER	W	L	ERA	G	GS	CG	GF	SHO	SV	IP	H	R	ER	HR	HB	BB	IBB	SO	WP	BK	AVG
Beard	0	0	0.00	1	0	0	1	0	1	1.1	0	0	0	0	0	0	0	2	0	0	.000
Langford	1	0	1.23	1	1	0	0	0	0	7.1	10	1	1	0	0	0	0	3	0	0	.333
McCatty	1	0	1.00	1	1	1	0	0	0	9.0	6	1	1	0	0	4	0	3	0	0	.188
Norris	1	0	0.00	1	1	1	0	1	0	9.0	4	0	0	0	0	3	0	2	0	0	.129
Underwood	0	0	0.00	1	0	0	0	0	0	0.1	0	0	0	0	0	0	0	1	0	0	.000
<b>Totals</b>	<b>3</b>	<b>0</b>	<b>0.67</b>	<b>3</b>	<b>3</b>	<b>2</b>	<b>1</b>	<b>1</b>	<b>1</b>	<b>27.0</b>	<b>20</b>	<b>2</b>	<b>2</b>	<b>0</b>	<b>0</b>	<b>7</b>	<b>0</b>	<b>11</b>	<b>0</b>	<b>0</b>	<b>.204</b>

Results and Boxscores

## 1981 AMERICAN LEAGUE CHAMPIONSHIP SERIES

The A's are swept by the New York Yankees in three games in their first ALCS appearance in seven years. The A's are outscored 20-4 in the three-game set, compiling a .222 batting average while allowing a 6.84 ERA. Rickey Henderson provides most of the offense as he is 4-for-11 with two doubles, a triple, an RBI and two stolen bases.

The Yankees score three times in the first inning off A's starter Mike Norris in Game 1 en route to a 3-1 victory. Dwayne Murphy drives in Rob Picciolo with the A's lone run in the first inning. The A's take a 3-1 lead in Game 2 before New York scores seven times in the bottom of the fourth inning to take an 8-3 lead. Steve McCatty takes the loss, allowing five runs on six hits in 3 1/3 innings and all five A's pitchers allow at least one run. The Yankees then clinch the series with a 4-0 victory in Game 3 as Dave Righetti, Ron Davis and Rich Gossage combine to blank the A's on five hits.

### FINAL STATISTICS

PLAYER	AVG	G	AB	R	H	TB	2B	3B	HR	RBI	SH	SF	HP	BB	IBB	SO	SB	CS	DP	E	SLG	OBP
Armas	.167	3	12	0	2	2	0	0	0	0	0	0	0	0	0	5	0	0	1	0	.167	.167
Bosetti	.250	2	4	1	1	2	1	0	0	0	0	0	0	0	0	1	0	0	0	0	.500	.250
Davis	1.000	1	1	0	1	1	0	0	0	0	0	0	0	0	0	0	0	0	0	0	1.000	1.000
Drumright	.000	3	4	0	0	0	0	0	0	0	0	0	0	1	1	0	0	0	0	0	.000	.200
Gross	.000	3	5	0	0	0	0	0	0	0	0	0	0	0	0	0	0	0	0	0	.000	.000
Heath	.333	3	6	1	2	2	0	0	0	0	0	0	0	0	1	0	0	0	0	0	.333	.333
Henderson	.364	3	11	0	4	8	2	1	0	1	0	0	0	1	0	2	2	0	1	1	.727	.417
Johnson	.000	2	6	0	0	0	0	0	0	0	0	0	0	2	0	2	0	0	0	0	.000	.250
Klutts	.429	3	7	1	3	3	0	0	0	0	0	0	0	0	1	0	0	0	0	1	.429	.429
McKay	.273	3	11	0	3	3	0	0	0	1	0	0	0	0	0	2	0	0	1	1	.273	.273
Moore	.250	3	8	0	2	2	0	0	0	0	0	0	0	0	1	0	0	1	0	1	.250	.250
Murphy	.250	3	8	0	2	3	1	0	0	1	0	0	0	2	0	3	0	0	1	0	.375	.400
Newman	.000	2	5	0	0	0	0	0	0	0	0	0	0	0	2	0	0	1	0	0	.000	.000
Picciolo	.200	2	5	1	1	1	0	0	0	0	0	0	0	0	2	0	0	0	1	0	.200	.200
Spencer	.000	2	3	0	0	0	0	0	0	0	0	0	0	0	0	0	0	0	0	0	.000	.000
Stanley	.333	2	3	0	1	1	0	0	0	1	0	0	0	0	1	0	0	0	0	0	.333	.333
<b>Totals</b>	<b>.222</b>	<b>3</b>	<b>99</b>	<b>4</b>	<b>22</b>	<b>28</b>	<b>4</b>	<b>1</b>	<b>0</b>	<b>4</b>	<b>0</b>	<b>0</b>	<b>0</b>	<b>6</b>	<b>1</b>	<b>23</b>	<b>2</b>	<b>0</b>	<b>6</b>	<b>4</b>	<b>.283</b>	<b>.267</b>

PITCHER	W	L	ERA	G	GS	CG	GF	SHO	SV	IP	H	R	ER	HR	HB	BB	IBB	SO	WP	BK	AVG	
Beard	0	0	40.50	1	0	0	0	0	0	0.2	5	3	3	1	0	0	0	0	0	0	0	.714
Jones	0	1	1.08	1	1	0	0	0	0	8.1	7	2	1	1	0	6	0	4	1	0	.219	
Kingman	0	0	81.00	1	0	0	0	0	0	0.1	3	3	3	0	0	0	0	0	0	0	.750	
McCatty	0	1	13.50	1	1	0	0	0	0	3.1	6	5	5	0	1	2	0	2	0	0	.375	
Norris	0	1	3.68	1	1	0	0	0	0	7.1	6	3	3	0	0	2	0	4	0	0	.222	
Owchinko	0	0	5.40	1	0	0	1	0	0	1.2	3	1	1	1	1	0	0	0	0	0	.429	
Underwood	0	0	13.50	2	0	0	2	0	0	1.1	4	2	2	0	0	2	0	0	0	0	.667	
<b>Team Totals</b>	<b>0</b>	<b>3</b>	<b>6.84</b>	<b>3</b>	<b>3</b>	<b>0</b>	<b>3</b>	<b>0</b>	<b>0</b>	<b>25.0</b>	<b>36</b>	<b>20</b>	<b>19</b>	<b>3</b>	<b>2</b>	<b>13</b>	<b>0</b>	<b>10</b>	<b>1</b>	<b>0</b>	<b>.336</b>	

### [Results and Boxscores](#)

## 1988 AMERICAN LEAGUE CHAMPIONSHIP SERIES

The A's sweep the Boston Red Sox in four games to win their first American League pennant in 14 years. The A's hit .299 in the series and the pitching staff posts a 2.00 ERA while holding the Red Sox to a .206 batting average. Dennis Eckersley was named ALCS MVP after saving all four games and the bullpen recorded three of the wins. Dave Henderson hit .375 and Jose Canseco hit three of the A's seven home runs.

Jose Canseco homers in the fourth inning of Game 1 but Dave Henderson provides the game-winning single in the eighth inning in the A's 2-1 victory. Game 2 is a scoreless tie until the Red Sox score twice in the sixth off Storm Davis but Jose Canseco hit a two-run home run and Mark McGwire added a RBI single in the seventh to give the A's a 3-2 lead. After the Red Sox tie the game, Walt Weiss has the game-winning RBI single in the ninth. The A's outscore the Red Sox 10-6 in Game 3 as Carney Lansford, McGwire and Ron Hassey have three hits each while Hassey drives in three runs. The A's clinch the series with a 4-1 win in Game 4 as Dave Stewart allows one run in seven innings for the win. Jose Canseco homered in the first and Dave Henderson had an RBI single in the third before the A's score two insurance runs in the eighth.

### FINAL STATISTICS

PLAYER	AVG	G	AB	R	H	TB	2B	3B	HR	RBI	SH	SF	HP	BB	IBB	SO	SB	CS	DP	E	SLG	OBP
Baylor	.000	2	6	0	0	0	0	0	0	1	0	1	0	1	0	2	0	0	0	0	.000	.125
Canseco	.313	4	16	4	5	15	1	0	3	4	0	0	0	1	0	2	1	1	1	1	.938	.353
Gallego	.083	4	12	1	1	1	0	0	0	0	0	0	0	0	3	0	0	0	0	0	.083	.083
Hassey	.500	4	8	2	4	8	1	0	1	3	0	0	0	1	1	1	0	0	0	0	1.000	.566
Henderson	.375	4	16	2	6	10	1	0	1	4	0	0	0	1	0	7	0	0	0	2	.625	.412
Javier	.500	2	4	0	2	2	0	0	0	1	0	0	0	1	1	0	0	0	0	0	.500	.600
Lansford	.294	4	17	4	5	9	1	0	1	2	0	0	0	0	0	2	0	1	0	0	.529	.294
McGwire	.333	4	15	4	5	8	0	0	1	3	0	0	0	1	1	5	0	0	0	0	.533	.375
Parker	.250	3	12	1	3	4	1	0	0	0	0	0	0	0	0	4	0	0	0	1	.333	.250
Phillips	.286	2	7	0	2	3	1	0	0	0	0	0	0	1	0	3	0	0	0	0	.429	.375
Polonia	.400	3	5	0	2	2	0	0	0	0	0	0	0	1	0	2	0	1	0	0	.400	.500
Steinbach	.250	2	4	0	1	1	0	0	0	0	0	0	0	2	0	0	0	0	0	0	.250	.500
Weiss	.333	4	15	2	5	7	2	0	0	2	0	0	0	0	0	4	0	0	0	0	.467	.333
<b>Totals</b>	<b>.299</b>	<b>4</b>	<b>137</b>	<b>20</b>	<b>41</b>	<b>70</b>	<b>8</b>	<b>0</b>	<b>7</b>	<b>20</b>	<b>0</b>	<b>1</b>	<b>0</b>	<b>10</b>	<b>3</b>	<b>35</b>	<b>1</b>	<b>3</b>	<b>1</b>	<b>3</b>	<b>.511</b>	<b>.345</b>

PITCHER	W	L	ERA	G	GS	CG	GF	SHO	SV	IP	H	R	ER	HR	HB	BB	IBB	SO	WP	BK	AVG
Cadaret	0	0	27.00	1	0	0	0	0	0	0.1	1	1	1	1	0	0	0	0	0	0	.500
Davis	0	0	0.00	1	1	0	0	0	0	6.1	2	2	0	0	0	5	0	4	1	0	.100
Eckersley	0	0	0.00	4	0	0	4	0	4	6.0	1	0	0	0	0	2	0	5	0	0	.053
Honeycutt	1	0	0.00	3	0	0	0	0	0	2.0	0	0	0	0	0	2	0	0	0	0	.000
Nelson	2	0	0.00	2	0	0	0	0	0	4.2	5	0	0	0	0	1	0	0	0	0	.294
Plunk	0	0	0.00	1	0	0	0	0	0	0.1	1	0	0	0	0	0	0	1	0	0	.500
Stewart	1	0	1.35	2	2	0	0	0	0	13.1	9	2	2	0	1	6	0	11	0	0	.188
Welch	0	0	27.00	1	1	0	0	0	0	1.2	6	5	5	1	0	2	0	0	0	0	1.667
Young	0	0	0.00	1	0	0	0	0	0	1.1	1	1	0	0	0	0	0	2	0	0	.200
<b>Totals</b>	<b>4</b>	<b>0</b>	<b>2.00</b>	<b>4</b>	<b>4</b>	<b>0</b>	<b>4</b>	<b>0</b>	<b>4</b>	<b>36.0</b>	<b>26</b>	<b>11</b>	<b>8</b>	<b>2</b>	<b>1</b>	<b>18</b>	<b>0</b>	<b>23</b>	<b>1</b>	<b>1</b>	<b>.206</b>

### [Results and Boxscores](#)

## 1988 WORLD SERIES

The A's return to the World Series for the first time in 14 years when they also met the Dodgers. After winning the series in five games in 1974, the A's lose to the Dodgers in five games in 1988. The A's hit just .177 in the series and are outscored 21-11 in the five games. Jose Canseco collects just one hit in the series but leads the A's with five RBI. Storm Davis loses twice and posts an 11.25 ERA.

Canseco hits a grand slam in the second inning of Game 1 to give the A's a 4-2 lead before Kirk Gibson hits a pinch-hit, two-out, two-run home run in the bottom of the ninth to lift the Dodgers to a 5-4 win. Orel Hershiser shuts out the A's on three hits in a 6-0 Los Angeles win in Game 2. Davis allows six runs in 3.1 innings and Dave Parker has all three of the A's hits. The series moves to Oakland for Game 3 and the A's get their only win of the series when Mark McGwire breaks a 1-1 tie with a one-out home run in the bottom of the ninth. The Dodgers score two runs in the first inning of Game 4 and lead the rest of the way in a 4-3 win. Dave Henderson collects four hits. Hershiser clinches World Series MVP honors by tossing a four-hitter in Game 5 to defeat the A's 5-2.

### FINAL STATISTICS

PLAYER	AVG	G	AB	R	H	TB	2B	3B	HR	RBI	SH	SF	HP	BB	IBB	SO	SB	CS	DP	E	SLG	OBP
Baylor	.000	1	1	0	0	0	0	0	0	0	0	0	0	0	0	1	0	0	0	0	.000	.000
Canseco	.053	5	19	1	1	4	0	0	1	5	0	0	1	2	0	5	1	0	0	0	.211	.182
Davis	.000	2	1	0	0	0	0	0	0	0	0	0	0	0	0	1	0	0	0	0	.000	.000
Gallego	—	1	0	0	0	0	0	0	0	0	0	0	0	0	0	0	0	0	0	0	—	—
Hassey	.250	5	8	0	2	2	0	0	0	1	0	0	0	3	0	3	0	0	0	0	.250	.455
Henderson	.300	5	20	1	6	8	2	0	0	1	0	0	0	2	0	7	0	0	0	0	.400	.364
Hubbard	.250	4	12	2	3	3	0	0	0	0	0	0	0	1	0	2	1	0	0	1	.250	.308
Javier	.500	3	4	0	2	2	0	0	0	2	0	1	0	0	0	1	0	0	0	0	.500	.400
Lansford	.167	5	18	2	3	3	0	0	0	1	0	0	0	2	0	2	0	0	0	0	.167	.250
McGwire	.059	5	17	1	1	4	0	0	1	1	0	0	0	3	1	4	0	0	2	0	.235	.200
Parker	.200	4	15	0	3	3	0	0	0	0	0	0	0	2	0	4	0	0	0	0	.200	.294
Phillips	.250	2	4	1	1	1	0	0	0	0	0	0	0	1	0	2	0	0	0	0	.250	.400
Polonia	.111	3	9	1	1	1	0	0	0	0	0	0	0	0	0	2	0	0	0	0	.111	.111
Steinbach	.364	3	11	0	4	5	1	0	0	0	0	0	0	0	0	2	0	0	0	0	.455	.364
Stewart	.000	2	3	1	0	0	0	0	0	0	0	0	0	1	0	3	0	0	0	0	.000	.250
Weiss	.063	5	16	1	1	1	0	0	0	0	1	0	0	0	0	2	1	0	0	1	.063	.063
<b>Totals</b>	<b>.177</b>	<b>5</b>	<b>158</b>	<b>11</b>	<b>28</b>	<b>37</b>	<b>3</b>	<b>0</b>	<b>2</b>	<b>11</b>	<b>1</b>	<b>1</b>	<b>1</b>	<b>17</b>	<b>1</b>	<b>41</b>	<b>3</b>	<b>0</b>	<b>2</b>	<b>2</b>	<b>.234</b>	<b>.260</b>

PITCHER	W	L	ERA	G	GS	CG	GF	SHO	SV	IP	H	R	ER	HR	HB	BB	IBB	SO	WP	BK	AVG
Burns	0	0	0.00	1	0	0	1	0	0	0.1	0	0	0	0	0	0	0	0	0	0	.000
Cadaret	0	0	0.00	3	0	0	0	0	0	2.0	2	0	0	0	0	0	0	0	0	3	.250
Davis	0	2	11.25	2	2	0	0	0	0	8.0	14	10	10	3	0	1	0	7	0	0	.389
Eckersley	0	1	10.80	2	0	0	2	0	0	1.2	2	2	2	1	0	1	0	2	0	0	.333
Honeycutt	1	0	0.00	3	0	0	2	0	0	3.1	0	0	0	0	0	0	0	5	0	0	.000
Nelson	0	0	1.42	3	0	0	0	0	0	6.1	4	1	1	0	0	3	0	3	0	0	.174
Plunk	0	0	0.00	2	0	0	0	0	0	1.2	0	0	0	0	0	0	0	3	0	0	.000
Stewart	0	1	3.14	2	2	0	0	0	0	14.1	12	7	5	1	1	5	0	5	1	1	.222
Welch	0	0	1.80	1	1	0	0	0	0	5.0	6	1	1	0	0	3	0	8	0	0	.300
Young	0	0	0.00	1	0	0	0	0	0	1.0	1	0	0	0	0	0	0	0	0	0	.250
<b>Totals</b>	<b>1</b>	<b>4</b>	<b>3.92</b>	<b>5</b>	<b>5</b>	<b>0</b>	<b>5</b>	<b>0</b>	<b>0</b>	<b>43.2</b>	<b>41</b>	<b>21</b>	<b>19</b>	<b>5</b>	<b>1</b>	<b>13</b>	<b>0</b>	<b>36</b>	<b>1</b>	<b>1</b>	<b>.246</b>

### Results and Boxscores



## 1989 AMERICAN LEAGUE CHAMPIONSHIP SERIES

The A's win their second consecutive American League Pennant by defeating Toronto, four games to one. Rickey Henderson runs away with ALCS MVP honors, batting .400 with eight runs scored, two home runs, five RBI and eight stolen bases in the five game series. Dave Parker also homers twice, Dave Stewart wins both of his starts and Dennis Eckersley saves three of the A's four wins.

The A's win Game 1 by a 7-3 score, but were trailing 3-2 entering the sixth. Mark McGwire ties the game with a solo home run and Henderson breaks up a double play that leads to two more runs. Stewart and Eckersley do not allow a hit after a fourth inning home run by Ernie Whitt. Henderson goes 2-for-2 with two walks, two runs and four steals to lead the A's to a 6-3 win in Game 2 as Mike Moore allows just one unearned run in seven innings for the win. The series moves to Toronto for Game 3 and the Blue Jays record a 7-3 win, scoring six runs off Storm Davis after the A's build a 3-0 lead. Jose Canseco hits a home run into the fifth deck at Skydome to highlight the A's 6-5 win in Game 4. Henderson hits two home runs and also drives in four runs. The A's then clinch the series with a 4-3 win in Game 5, building a 4-0 lead before holding on as the Blue Jays score two in the eighth and three in the ninth. Stewart picks up the win and the A's offense collects just four hits.

### FINAL STATISTICS

PLAYER	AVG	G	AB	R	H	TB	2B	3B	HR	RBI	SH	SF	HP	BB	IBB	SO	SB	CS	DP	E	SLG	OBP
Blankenship	—	1	0	0	0	0	0	0	0	0	0	0	0	0	0	0	0	0	0	0	—	—
Canseco	.294	5	17	1	5	8	0	0	1	3	0	0	0	3	0	7	0	2	0	1	.471	.400
Gallego	.273	4	11	3	3	4	1	0	0	1	2	0	0	0	0	2	0	0	0	0	.364	.273
Hassey	.167	2	6	0	1	1	0	0	0	1	0	1	0	1	0	2	0	0	1	0	.167	.250
Henderson, D	.263	5	19	4	5	11	3	0	1	1	0	0	0	2	0	5	0	0	0	0	.579	.333
Henderson, R	.400	5	15	8	6	15	1	1	2	5	0	0	1	7	0	8	1	0	1	1.000	.609	
Javier	.000	1	2	0	0	0	0	0	0	0	0	0	0	0	0	1	0	0	0	0	.000	.000
Lansford	.455	3	11	2	5	5	0	0	0	4	0	0	0	2	0	1	2	0	0	0	.455	.538
McGwire	.389	5	18	3	7	11	1	0	1	3	0	1	0	1	0	4	0	0	1	1	.611	.400
Parker	.188	4	16	2	3	9	0	0	2	3	0	0	0	0	0	0	0	0	0	0	.563	.188
Phelps	1.000	1	1	0	1	2	1	0	0	0	0	0	0	0	0	0	0	0	0	0	2.000	1.000
Phillips	.167	5	18	1	3	4	1	0	0	1	0	0	0	2	0	4	2	0	0	0	.222	.250
Steinbach	.200	4	15	0	3	3	0	0	0	1	0	0	0	1	0	5	0	0	0	0	.200	.250
Weiss	.111	4	9	2	1	2	1	0	0	0	1	0	0	1	0	1	1	0	0	0	.222	.200
<b>Totals</b>	<b>.272</b>	<b>5</b>	<b>158</b>	<b>26</b>	<b>43</b>	<b>75</b>	<b>9</b>	<b>1</b>	<b>7</b>	<b>23</b>	<b>3</b>	<b>2</b>	<b>1</b>	<b>20</b>	<b>0</b>	<b>32</b>	<b>13</b>	<b>3</b>	<b>2</b>	<b>3</b>	<b>.475</b>	<b>.354</b>

PITCHER	W	L	ERA	G	GS	CG	GF	SHO	SV	IP	H	R	ER	HR	HB	BB	IBB	SO	WP	BK	AVG
Davis	0	1	7.11	1	1	0	0	0	0	6.1	5	6	5	0	0	2	1	3	0	0	.227
Eckersley	0	0	1.59	4	0	0	4	0	3	5.2	4	1	1	0	0	0	0	2	0	0	.211
Honeycutt	0	0	32.40	3	0	0	0	0	0	1.2	6	6	6	0	0	5	0	1	1	0	.545
Moore	1	0	0.00	1	1	0	0	0	0	7.0	3	1	0	0	0	2	0	3	0	0	.125
Nelson	0	0	0.00	1	0	0	0	0	0	1.1	1	0	0	0	0	0	0	2	0	0	.250
Stewart	2	0	2.81	2	2	0	0	0	0	16.0	13	5	5	3	0	3	0	9	0	0	.224
Welch	1	0	3.18	1	1	0	0	0	0	5.2	8	2	2	0	0	1	0	4	0	0	.308
Young	0	0	0.00	1	0	0	1	0	0	0.1	0	0	0	0	0	2	0	0	0	0	.000
<b>Totals</b>	<b>4</b>	<b>1</b>	<b>3.89</b>	<b>5</b>	<b>5</b>	<b>0</b>	<b>5</b>	<b>0</b>	<b>3</b>	<b>44.0</b>	<b>40</b>	<b>21</b>	<b>19</b>	<b>3</b>	<b>0</b>	<b>15</b>	<b>1</b>	<b>24</b>	<b>1</b>	<b>0</b>	<b>.242</b>

### [Results and Boxscores](#)

## 1989 WORLD SERIES

Oakland sweeps San Francisco for the A's first World Championship in 15 years in a series halted 12 days after an earthquake struck just prior to Game 3. The A's outscore the Giants 32-14 in the four-game set, hitting nine home runs and batting .301. Dave Stewart earns series MVP honors with two wins and a 1.69 ERA, Mike Moore wins the other two games and Rickey Henderson hits .474.

Stewart tosses a five-hit shutout in Game 1 as the A's win 5-0 in Oakland. The A's score three times in the second and Dave Parker and Walt Weiss hit solo home runs in the third and fourth innings. Moore and the A's bullpen hold the Giants to one run in a 5-1 victory in Game 2. With the score tied 1-1 after three innings, the A's break the game open with a four-run fourth, highlighted by Terry Steinbach's three-run homer. The series moves to San Francisco for Game 3 and the A's outslug the Giants 13-7. Dave Henderson homers twice and Tony Phillips, Jose Canseco and Carney Lansford also homer as the A's tie a series record with five home runs. Moore picks up the win in the A's 9-6 win in Game 4 and also adds a two-run double. Rickey Henderson homers and collects three hits as the A's lead 8-0 entering the bottom of the sixth.

### FINAL STATISTICS

PLAYER	AVG	G	AB	R	H	TB	2B	3B	HR	RBI	SH	SF	HP	BB	IBB	SO	SB	CS	DP	E	SLG	OBP
Blankenship	.500	1	2	1	1	1	0	0	0	0	0	0	0	0	0	0	0	0	0	0	.500	.500
Canseco	.357	4	14	5	5	8	0	0	1	3	0	0	0	4	1	3	1	0	0	0	.571	.500
Gallego	.000	2	1	0	0	0	0	0	0	0	0	0	0	0	0	0	0	0	0	0	.000	.000
Henderson, D	.308	4	13	6	4	12	2	0	2	4	0	0	1	4	0	3	0	0	1	0	.923	.500
Henderson, R	.474	4	19	4	9	17	1	2	1	3	0	0	0	2	0	2	3	1	0	0	.895	.524
Javier	—	1	0	0	0	0	0	0	0	0	0	0	0	0	0	0	0	0	0	0	—	—
Lansford	.438	4	16	5	7	11	1	0	1	4	0	0	0	3	0	1	0	0	1	0	.688	.526
McGwire	.294	4	17	0	5	6	1	0	0	1	0	0	0	1	0	3	0	0	0	0	.353	.333
Moore	.333	2	3	1	1	2	1	0	0	2	0	0	0	0	0	1	0	0	0	0	.667	.333
Parker	.222	3	9	2	2	6	1	0	1	2	0	0	0	0	0	2	0	0	0	0	.667	.222
Phelps	.000	1	1	0	0	0	0	0	0	0	0	0	0	0	0	0	0	0	0	0	.000	.000
Phillips	.235	4	17	2	4	8	1	0	1	3	0	0	0	0	0	3	0	0	0	0	.471	.235
Steinbach	.250	4	16	3	4	9	0	1	1	7	0	0	0	2	0	1	0	0	0	0	.563	.333
Stewart	.000	2	3	0	0	0	0	0	0	0	0	0	0	0	0	1	0	0	0	0	1.000	.000
Weiss	.133	4	15	3	2	5	0	0	1	1	0	0	0	2	2	2	0	0	0	0	.333	.235
<b>Totals</b>	<b>.301</b>	<b>4</b>	<b>146</b>	<b>32</b>	<b>44</b>	<b>85</b>	<b>8</b>	<b>3</b>	<b>9</b>	<b>30</b>	<b>0</b>	<b>0</b>	<b>1</b>	<b>18</b>	<b>3</b>	<b>22</b>	<b>4</b>	<b>1</b>	<b>2</b>	<b>1</b>	<b>.582</b>	<b>.382</b>

PITCHER	W	L	ERA	G	GS	CG	GF	SHO	SV	IP	H	R	ER	HR	HB	BB	IBB	SO	WP	BK	AVG
Burns	0	0	0.00	2	0	0	1	0	0	1.2	1	0	0	0	0	1	0	0	0	0	.167
Eckersley	0	0	0.00	2	0	0	2	0	1	1.2	0	0	0	0	0	0	0	0	0	0	.000
Honeycutt	0	0	6.75	3	0	0	0	0	0	2.2	4	2	2	0	0	0	0	0	2	0	.364
Moore	2	0	2.08	2	2	0	0	0	0	13.0	9	3	3	1	0	3	0	10	2	0	.196
Nelson	0	0	54.00	2	0	0	0	0	0	1.0	4	6	6	2	0	2	0	1	0	0	.571
Stewart	2	0	1.69	2	2	1	0	1	0	16.0	10	3	3	1	0	2	0	14	0	0	.169
<b>Totals</b>	<b>4</b>	<b>0</b>	<b>3.50</b>	<b>4</b>	<b>4</b>	<b>1</b>	<b>3</b>	<b>1</b>	<b>1</b>	<b>36.0</b>	<b>28</b>	<b>14</b>	<b>14</b>	<b>4</b>	<b>0</b>	<b>8</b>	<b>0</b>	<b>27</b>	<b>2</b>	<b>0</b>	<b>.209</b>

### [Results and Boxscores](#)

1990 AMERICAN LEAGUE CHAMPIONSHIP SERIES

The A's sweep Boston in the American League Championship Series for the second time in the last three years and become the first team since the 1976-78 New York Yankees to win three straight pennants. The A's pitching staff held the Red Sox to four runs, one in each game, while the offense hit .299 with no home runs. Dave Stewart picked up two wins and posted a 1.13 ERA to earn ALCS MVP honors and Terry Steinbach (.455), Carney Lansford (.438) and Mike Gallego (.400) all hit .400.

Dave Stewart and Roger Clemens engaged in a pitchers duel in Game 1 and when Clemens left after six innings, the A's trailed 1-0. The A's then scored nine runs off the Sox bullpen, including seven in the ninth, to win 9-1. Rickey Henderson had three RBI, Lansford and Steinbach had three hits each and Stewart allows one run in eight innings. Boston again took a 1-0 lead in Game 2, but the A's scored four unanswered runs this time, tying the game on a Harold Baines RBI single in the fourth and taking the lead on a Baines ground out in the seventh. The series moves to Oakland for Game 3 and starts in a familiar way as Boston scores a run in the second before the A's score twice in the fourth and sixth innings to win 4-1. The A's finally score first in Game 4, scoring three times in the second highlighted by a two-run double by Mike Gallego. Dave Stewart pitches eight scoreless innings before allowing a run in the ninth and Rick Honeycutt gets the final three outs for the save in the A's 3-1 win.

FINAL STATISTICS

PLAYER	AVG	G	AB	R	H	TB	2B	3B	HR	RBI	SH	SF	HP	BB	IBB	SO	SB	CS	DP	E	SLG	OBP
Baines	.357	4	14	2	5	6	1	0	0	3	1	0	0	2	2	1	1	0	1	0	.429	.438
Blankenship	—	3	0	1	0	0	0	0	0	0	0	0	0	0	0	1	0	0	0	0	—	—
Canseco	.182	4	11	3	2	2	0	0	0	1	0	1	0	5	0	5	2	0	0	0	.182	.412
Gallego	.400	4	10	1	4	5	1	0	0	2	0	0	1	1	0	1	0	1	0	0	.500	.500
Hassey	.333	2	3	0	1	1	0	0	0	0	0	0	1	2	0	0	0	0	0	1	.333	.667
Henderson, D	.167	2	6	0	1	1	0	0	0	1	0	1	1	0	0	2	1	0	1	0	.167	.250
Henderso, R	.294	4	17	1	5	5	0	0	0	3	0	1	0	1	0	2	2	1	0	0	.294	.316
Jennings	.000	1	1	0	0	0	0	0	0	0	0	0	0	0	0	0	0	0	0	0	.000	.000
Lansford	.438	4	16	2	7	8	1	0	0	2	2	0	0	0	0	1	0	0	0	0	.500	.438
McGee	.222	3	9	3	2	3	1	0	0	0	1	0	0	1	0	2	2	0	0	0	.333	.300
McGwire	.154	4	13	2	2	2	0	0	0	2	0	0	1	3	0	3	0	0	0	0	.154	.353
Quirk	1.000	1	1	0	1	1	0	0	0	0	0	0	0	0	0	0	0	0	0	0	1.000	1.000
Randolph	.375	4	8	1	3	3	0	0	0	3	0	0	0	1	0	0	0	0	1	0	.375	.444
Steinbach	.455	3	11	2	5	5	0	0	0	1	0	0	0	1	0	2	0	1	1	0	.455	.500
Weiss	.000	2	7	2	0	0	0	0	0	0	0	0	0	2	0	2	0	0	0	1	.000	.222
<b>Totals</b>	<b>.299</b>	<b>4</b>	<b>127</b>	<b>20</b>	<b>38</b>	<b>42</b>	<b>4</b>	<b>0</b>	<b>0</b>	<b>18</b>	<b>4</b>	<b>3</b>	<b>4</b>	<b>19</b>	<b>2</b>	<b>21</b>	<b>9</b>	<b>3</b>	<b>5</b>	<b>1</b>	<b>.331</b>	<b>.399</b>

PITCHER	W	L	ERA	G	GS	CG	GF	SHO	SV	IP	H	R	ER	HR	HB	BB	IBB	SO	WP	BK	AVG
Eckersley	0	0	0.00	3	0	0	3	0	2	3.1	2	0	0	0	0	0	0	3	0	0	.167
Honeycutt	0	0	0.00	3	0	0	1	0	1	1.2	0	0	0	0	0	0	0	0	0	0	.000
Moore	1	0	1.50	1	1	0	0	0	0	6.0	4	1	1	0	0	1	0	5	0	0	.190
Nelson	0	0	0.00	1	0	0	0	0	0	1.2	3	0	0	0	0	0	0	0	0	0	.375
Stewart	2	0	1.13	2	2	0	0	0	0	16.0	8	2	2	1	0	2	0	4	0	0	.148
Welch	1	0	1.23	1	1	0	0	0	0	7.1	6	1	1	0	0	3	0	4	0	0	.222
<b>Totals</b>	<b>4</b>	<b>0</b>	<b>1.00</b>	<b>4</b>	<b>4</b>	<b>0</b>	<b>4</b>	<b>0</b>	<b>3</b>	<b>36.0</b>	<b>23</b>	<b>4</b>	<b>4</b>	<b>1</b>	<b>0</b>	<b>6</b>	<b>0</b>	<b>16</b>	<b>0</b>	<b>0</b>	<b>.183</b>

Results and Boxscores

## 1990 WORLD SERIES

The A's are swept by Cincinnati in the World Series, the fourth sweep in which the A's were involved in six postseason series from 1988-90. The Reds outscore the A's 22-8, shutting out Oakland in Game 1 and holding the A's to one run in Game 4. The A's hit .207 as a team led by Rickey Henderson (.333). Dave Stewart posts a 2.77 ERA but loses twice.

Former Athletic Jose Rijo shuts out the A's in Game 1 at Cincinnati, 7-0. He combines with Rob Dibble and Randy Myers on a nine-hit shutout as the A's strand 11. Dave Stewart takes the loss, allowing four runs on three hits and four walks in four innings. The A's lose 5-4 in 10 innings in Game 2 as Dennis Eckersley allows three consecutive hits, including the game winning RBI single to Joe Oliver. Jose Canseco's solo home run highlights the A's three-run third which puts Oakland ahead 4-2 but the Reds score one in the fourth and one in the eighth to tie game. The series moves to Oakland for Game 3 but the Reds win 8-2, scoring seven times in the third inning. Mike Moore allows six runs in 2 2/3 innings for the loss and Scott Sanderson allows two more. A Harold Baines two-run home run and a Rickey Henderson solo shot account for the A's scoring. Dave Stewart tosses a complete game in Game 4, but the A's lose 2-1 as Jose Rijo and Randy Myers combine on a two-hitter. Carney Lansford has a RBI single in the first. Stewart shuts out the Reds over the first seven innings before Cincinnati scores two in the eighth on a fielder's choice and a Hal Morris sacrifice fly.

### FINAL STATISTICS

PLAYER	AVG	G	AB	R	H	TB	2B	3B	HR	RBI	SH	SF	HP	BB	IBB	SO	SB	CS	DP	E	SLG	OBP
Baines	.143	3	7	1	1	4	0	0	1	2	0	0	0	1	1	2	0	0	0	0	.571	.250
Blankenship	.000	1	1	0	0	0	0	0	0	0	0	0	0	0	0	1	0	0	0	0	.000	.000
Bordick	—	3	0	0	0	0	0	0	0	0	0	0	0	0	0	0	0	0	0	0	—	—
Canseco	.083	4	12	1	1	4	0	0	1	2	0	0	0	2	0	3	0	0	1	0	.333	.214
Gallego	.091	4	11	0	1	1	0	0	0	1	0	0	0	1	0	3	1	0	0	0	.091	.167
Hassey	.333	3	6	0	2	2	0	0	1	0	1	0	0	0	0	0	0	0	0	1	.333	.286
Henderson, D.	.231	4	13	2	3	4	1	0	0	0	0	0	0	1	0	3	0	0	0	0	.308	.286
Henderson, R.	.333	4	15	2	5	10	2	0	1	1	0	0	0	3	0	4	3	0	0	0	.667	.444
Jennings	1.000	1	1	0	1	1	0	0	0	0	0	0	0	0	0	0	0	0	0	0	1.000	1.000
Lansford	.267	4	15	0	4	4	0	0	0	1	1	0	0	1	0	0	1	0	0	0	.267	.313
McGee	.200	4	10	1	2	3	1	0	0	0	0	0	0	0	0	2	1	0	1	0	.300	.200
McGwire	.214	4	14	1	3	3	0	0	0	0	0	0	0	2	0	4	0	0	0	2	.214	.313
Quirk	.000	1	3	0	0	0	0	0	0	0	0	0	0	0	0	2	0	0	0	0	.000	.000
Randolph	.267	4	15	0	4	4	0	0	0	0	0	0	0	1	0	0	1	0	0	0	.267	.313
Steinbach	.125	3	8	0	1	1	0	0	0	0	0	0	0	0	0	1	0	0	0	0	.125	.125
Stewart	.000	2	1	0	0	0	0	0	0	0	0	0	0	0	0	0	1	0	0	1	.000	.000
Welch	.000	1	3	0	0	0	0	0	0	0	1	0	0	0	0	2	0	0	0	0	.000	.000
<b>Totals</b>	<b>.207</b>	<b>4</b>	<b>135</b>	<b>8</b>	<b>28</b>	<b>41</b>	<b>4</b>	<b>0</b>	<b>3</b>	<b>8</b>	<b>2</b>	<b>1</b>	<b>0</b>	<b>12</b>	<b>1</b>	<b>28</b>	<b>7</b>	<b>0</b>	<b>2</b>	<b>5</b>	<b>.304</b>	<b>.270</b>

PITCHER	W	L	ERA	G	GS	CG	GF	SHO	SV	IP	H	R	ER	HR	HB	BB	IBB	SO	WP	BK	AVG
Burns	0	0	16.20	2	0	0	0	0	0	1.2	5	3	3	0	0	2	0	0	1	0	.500
Eckersley	0	1	6.75	2	0	0	2	0	0	1.1	3	1	1	0	0	0	0	1	0	0	.429
Honeycutt	0	0	0.00	1	0	0	0	0	0	1.2	2	0	0	0	0	1	1	0	0	0	.286
Klink	0	0	—	1	0	0	0	0	0	0.0	0	0	0	0	0	1	0	0	0	0	—
Moore	0	1	6.75	1	1	0	0	0	0	2.2	8	6	2	2	0	0	0	1	0	0	.500
Nelson	0	0	0.00	2	0	0	0	0	0	5.0	3	0	0	0	0	2	0	0	0	0	.188
Sanderson	0	0	10.80	2	0	0	0	0	0	1.2	4	2	2	0	0	1	0	0	1	0	.500
Stewart	0	2	3.46	2	2	1	0	0	0	13.0	10	6	5	1	1	6	0	5	0	0	.222
Welch	0	0	4.91	1	1	0	0	0	0	7.1	9	4	4	0	0	2	0	2	0	0	.310
Young	0	0	0.00	1	0	0	1	0	0	1.0	1	0	0	0	0	0	0	0	0	0	.250
<b>Totals</b>	<b>0</b>	<b>4</b>	<b>3.57</b>	<b>4</b>	<b>4</b>	<b>1</b>	<b>3</b>	<b>0</b>	<b>0</b>	<b>35.1</b>	<b>45</b>	<b>22</b>	<b>14</b>	<b>3</b>	<b>1</b>	<b>15</b>	<b>1</b>	<b>9</b>	<b>2</b>	<b>0</b>	<b>.317</b>

### Results and Boxscores

1992 AMERICAN LEAGUE CHAMPIONSHIP SERIES

The A's return to the ALCS for the fourth time in the last five years, but lose for the first time during that stretch as Toronto wins the series, 4-2. The A's hit .251 as a team led by Harold Baines (.440) and Jerry Browne (.400). Ruben Sierra leads Oakland with seven RBI. Dave Stewart has one of the A's two wins and posts a 2.70 ERA.

The A's open the series with a 4-3 win in Game 1 at Toronto as Harold Baines breaks a 3-3 tie with a ninth inning home run. Oakland scores three in the first on home runs by Mark McGwire and Terry Steinbach but Dave Stewart allows single runs in the fifth, sixth and eighth innings. Toronto comes back to win Game 2, 3-1 as David Cone shuts out the A's over the first eight innings before Baines has a RBI single in the ninth. Mike Moore allows three runs in seven innings for the loss. The Blue Jays win the first game in Oakland, 7-5 as Juan Guzman defeats Ron Darling. The A's collect 13 hits but strand 11 runners. Toronto then goes up 3-1 in the series with a 7-6, 11 inning win in Game 4. The A's score five times in the third and lead 6-1 entering the eighth. The Blue Jays score three times in the eighth and then tie the game on a two-run home run by Roberto Alomar off Dennis Eckersley in the ninth. A Pat Borders sacrifice fly off Kelly Downs in the 11th is the game winner. Dave Stewart keeps the A's alive with a complete game seven hitter as Oakland wins Game 5, 6-2. Jerry Browne provides the offense with four hits and two RBI and Ruben Sierra adds three RBI. The series returns to Toronto for Game 6 and the Blue Jays clinch the AL Pennant with a 9-2 win. Mike Moore takes the loss, allowing six runs on seven hits in 2.2 innings.

FINAL STATISTICS

PLAYER	AVG	G	AB	R	H	TB	2B	3B	HR	RBI	SH	SF	HP	BB	IBB	SO	SB	CS	DP	E	SLG	OBP
Baines	.440	6	25	6	11	16	2	0	1	4	1	0	0	0	0	3	0	0	1	0	.640	.440
Blankenship	.231	5	13	2	3	3	0	0	0	0	0	0	3	0	4	1	0	0	2	.231	.375	
Bordick	.053	6	19	1	1	1	0	0	0	0	0	0	0	1	0	2	1	0	1	.053	.100	
Browne	.400	4	10	3	4	4	0	0	2	1	0	0	2	0	0	0	0	0	0	.400	.500	
Fox	.000	4	1	0	0	0	0	0	0	0	0	0	0	1	0	2	0	0	0	.000	.500	
Henderson	.261	6	23	5	6	6	0	0	0	1	0	0	0	4	0	4	2	0	0	.261	.370	
Lansford	.167	5	18	0	3	3	0	0	0	1	0	0	0	1	0	1	0	0	1	.167	.211	
McGwire	.150	6	20	1	3	6	0	0	1	3	1	0	1	5	2	4	0	0	0	.300	.346	
Quirk	.000	1	1	0	0	0	0	0	0	0	0	0	0	0	0	0	0	0	0	.000	.000	
Ready	.000	1	1	0	0	0	0	0	0	0	0	0	0	0	0	1	0	0	0	.000	.000	
Sierra	.333	6	24	4	8	15	2	1	1	7	0	2	0	2	0	1	1	2	1	.625	.357	
Steinbach	.292	6	24	1	7	10	0	0	1	5	0	0	0	2	0	7	0	0	1	.417	.346	
Weiss	.167	3	6	1	1	1	0	0	0	0	0	0	0	2	0	1	2	0	0	.167	.375	
Wilson	.227	6	22	0	5	6	1	0	0	0	0	0	0	1	0	5	7	0	0	.273	.261	
<b>Totals</b>	<b>.251</b>	<b>6</b>	<b>207</b>	<b>24</b>	<b>52</b>	<b>71</b>	<b>5</b>	<b>1</b>	<b>4</b>	<b>23</b>	<b>3</b>	<b>2</b>	<b>1</b>	<b>24</b>	<b>2</b>	<b>33</b>	<b>16</b>	<b>2</b>	<b>5</b>	<b>.343</b>	<b>.329</b>	

PITCHER	W	L	ERA	G	GS	CG	GF	SHO	SV	IP	H	R	ER	HR	HB	BB	IBB	SO	WP	BK	AVG
Corsi	0	0	0.00	3	0	0	0	0	0	2.0	2	0	0	0	0	3	0	0	0	0	.286
Darling	0	1	3.00	1	1	0	0	0	0	6.0	4	3	2	2	0	2	0	3	2	0	.200
Downs	0	1	3.86	2	0	0	1	0	0	2.1	3	3	1	0	0	1	0	0	0	0	.300
Eckersley	0	0	6.00	3	0	0	2	0	1	3.0	8	2	2	1	0	0	0	2	0	0	.471
Honeycutt	0	0	0.00	2	0	0	0	0	0	2.0	0	0	0	0	0	0	0	1	0	0	.000
Moore	0	2	7.45	2	2	0	0	0	0	9.2	11	9	8	3	0	5	1	7	0	0	.282
Parrett	0	0	11.57	3	0	0	1	0	0	2.1	6	3	3	0	0	0	0	1	0	0	.600
Russell	1	0	9.00	3	0	0	0	0	0	2.0	2	2	2	0	0	4	0	0	1	0	.222
Stewart	1	0	2.70	2	2	1	0	0	0	16.2	14	5	5	3	0	6	0	7	0	0	.233
Welch	0	0	2.57	1	1	0	0	0	0	7.0	7	2	2	1	0	1	0	7	0	0	.250
Witt	0	0	18.00	1	0	0	1	0	0	1.0	2	2	2	0	0	1	0	1	0	0	.500
<b>Totals</b>	<b>2</b>	<b>4</b>	<b>4.50</b>	<b>6</b>	<b>6</b>	<b>1</b>	<b>5</b>	<b>0</b>	<b>1</b>	<b>54.0</b>	<b>59</b>	<b>31</b>	<b>27</b>	<b>10</b>	<b>0</b>	<b>23</b>	<b>1</b>	<b>29</b>	<b>3</b>	<b>0</b>	<b>.281</b>

[Results and Boxscores](#)

## 2000 AMERICAN LEAGUE DIVISION SERIES

The A's return to postseason play for the first time since 1992 and take the eventual World Champion New York Yankees to five games before losing the series, 3-2. The A's outscore New York 23-19, thanks to an 11-1 win in Game 4. Oakland hits .263 as a team led by Ramon Hernandez (.375). The pitching staff compiles a 3.48 ERA led by Jim Mecir who tossed 5.1 shutout innings and retired 16 of the 17 hitters he faces.

The A's open the series with a 5-3 win in Oakland as Ramon Hernandez has a RBI double in the sixth inning to break a 3-3 tie. Trailing 2-0 after four innings, the A's score three times in the fifth, beginning with a Hernandez RBI single. Gil Heredia allows three runs in six innings for the win. The Yankees come back to win Game 2 as Andy Pettitte and Mariano Rivera combine to shut out the A's on six hits. The series moves to New York for Game 3 and the Yankees win their second straight with a 4-2 victory. Tim Hudson goes the distance for the A's but Orlando Hernandez and Rivera combine to limit the A's to two runs on four hits, including a Terrence Long home run. Facing elimination in Game 4, Barry Zito allows one run in 5 2/3 innings to pick up the victory in the A's 11-1 win. Olmedo Saenz hits a three-run home run in the first inning and Ben Grieve adds a two-run single in the A's three-run sixth. Oakland adds another run in the eighth and four more in the ninth, including a two-run double by Eric Chavez. The series returns to Oakland for Game 5 but the Yankees score six times in the first inning off Gil Heredia for a 7-5 win. The A's score twice in the second, once in the third and two more times in the fourth but are shut out on three hits over the final five innings.

### FINAL STATISTICS

PLAYER	AVG	G	AB	R	H	TB	2B	3B	HR	RBI	SH	SF	HP	BB	IBB	SO	SB	CS	DP	E	SLG	OBP
Chavez	.333	5	21	4	7	10	3	0	4	0	0	0	0	0	0	5	0	0	1	0	.476	.333
Christenson	.500	2	2	0	1	1	0	0	0	1	0	0	0	0	0	1	0	0	0	0	.500	.500
Fasano	—	1	0	0	0	0	0	0	0	0	0	0	0	0	0	0	0	0	0	0	—	—
Giambi, Ja.	.286	5	14	2	4	4	0	0	1	0	1	0	7	1	2	1	0	0	1	0	.286	.500
Giambi, Je.	.333	4	9	1	3	3	0	0	0	1	0	0	0	2	0	2	0	0	0	0	.333	.455
Grieve	.118	5	17	1	2	2	0	0	0	2	0	0	3	0	7	0	0	2	0	.118	.250	
Hernandez	.375	5	16	3	6	8	2	0	0	3	1	0	1	0	3	0	0	0	0	1	.500	.412
Long	.158	5	19	2	3	6	0	0	1	1	0	0	0	3	0	2	0	0	2	1	.316	.273
Menechino	—	1	0	0	0	0	0	0	0	0	0	0	0	0	0	0	0	0	0	0	—	—
Piatt	.167	3	6	2	1	1	0	0	0	0	0	0	0	0	1	0	0	0	0	.167	.167	
Porter	1.000	2	1	0	1	1	0	0	0	1	0	0	0	0	0	0	0	0	0	0	1.000	1.000
Saenz	.231	4	13	1	3	6	0	0	1	4	0	1	1	0	0	2	0	0	1	0	.462	.267
Stairs	.111	3	9	0	1	2	1	0	0	0	0	0	0	0	1	0	0	0	0	.222	.111	
Tejada	.350	5	20	5	7	9	2	0	0	1	0	0	2	0	2	1	0	0	0	.450	.409	
Velarde	.250	5	20	2	5	6	1	0	0	3	0	0	0	2	0	3	1	0	2	.300	.318	
<b>Totals</b>	<b>.263</b>	<b>5</b>	<b>167</b>	<b>23</b>	<b>44</b>	<b>59</b>	<b>9</b>	<b>0</b>	<b>2</b>	<b>22</b>	<b>1</b>	<b>2</b>	<b>2</b>	<b>19</b>	<b>1</b>	<b>31</b>	<b>3</b>	<b>0</b>	<b>6</b>	<b>5</b>	<b>.353</b>	<b>.342</b>

PITCHER	W	L	ERA	G	GS	CG	GF	SHO	SV	IP	H	R	ER	HR	HB	BB	IBB	SO	WP	BK	AVG
Appier	0	1	3.48	2	1	0	0	0	0	10.1	10	4	4	1	0	6	1	13	0	0	.250
Heredia	1	1	12.79	2	2	0	0	0	0	6.1	11	9	9	0	1	3	0	3	0	0	.407
Hudson	0	1	3.38	1	1	1	0	0	0	8.0	6	4	3	0	0	4	0	5	0	0	.194
Isringhausen	0	0	0.00	2	0	0	2	0	1	2.0	1	0	0	0	0	0	0	3	0	0	.143
Jones	0	0	0.00	2	0	0	2	0	0	1.1	1	0	0	0	0	0	0	1	0	0	.200
Magnante	0	0	0.00	2	0	0	0	0	0	3.0	1	0	0	0	0	0	0	2	0	0	.111
Mecir	0	0	0.00	3	0	0	0	0	0	5.1	1	0	0	0	0	0	0	2	0	0	.059
Tam	0	0	0.00	3	0	0	0	0	0	2.0	3	1	0	0	0	1	1	1	0	0	.333
Zito	1	0	1.59	1	1	0	0	0	0	5.2	7	1	1	0	0	2	0	5	0	0	.304
<b>Totals</b>	<b>2</b>	<b>3</b>	<b>3.48</b>	<b>5</b>	<b>5</b>	<b>1</b>	<b>4</b>	<b>0</b>	<b>1</b>	<b>44.0</b>	<b>41</b>	<b>19</b>	<b>17</b>	<b>1</b>	<b>1</b>	<b>16</b>	<b>2</b>	<b>35</b>	<b>0</b>	<b>0</b>	<b>.244</b>

### Results and Boxscores

2001 AMERICAN LEAGUE DIVISION SERIES

The A's face New York in the American League Division Series again and lose to the Yankees in five games for the second straight year. The pitching staff compiles a 2.86 ERA, including 0.93 by Tim Hudson. Johnny Damon leads the A's with a .409 batting average and Terrence Long hits two home runs, both in Game 1.

The A's open the series with a 5-3 win for the second consecutive year as Mark Mulder allows one run on seven hits in 6 2/3 innings for the win. Terrence Long becomes the sixth Athletic to homer twice in a postseason game as he leads off the fourth and eighth innings with home runs. Johnny Damon is 4 for 4 with a walk and steals two bases. Tim Hudson combines with Jason Isringhausen for a 2-0, seven-hit shutout in Game 2. Hudson allows six of the hits in eight innings and Ron Gant homers to start the fourth inning. The series returns to Oakland for Game 3 and Mike Mussina and Mariano Rivera combine to shut out the A's on six hits. Jorge Posada homers with one out in the fifth for the only run and Barry Zito takes the loss, despite allowing one run on two hits and one walk in eight innings. Cory Lidle starts Game 4 and allows two unearned runs in the second, two in the third and two of the Yankees three runs in the fourth in a 9-2 loss. Lidle allows six runs on five hits and three walks in 3 1/3 innings. Miguel Tejada has four hits and Jermaine Dye breaks his leg after fouling off a pitch in the third inning. The series returns to Yankee Stadium for Game 5 and New York completes its comeback with a 5-3 win. RBI singles by Jason and Jeremy Giambi in the first and second innings give the A's a 2-0 lead but New York scores two in the second and unearned runs in the third and fourth off Mulder to take the lead for good. Mulder allows four runs on seven hits in 4 1/3 innings for the loss.

FINAL STATISTICS

PLAYER	AVG	G	AB	R	H	TB	2B	3B	HR	RBI	SH	SF	HP	BB	IBB	SO	SB	CS	DP	E	SLG	OBP
Byrnes	.000	2	2	0	0	0	0	0	0	0	0	0	0	0	0	1	0	0	0	0	.000	.000
Chavez	.143	5	21	0	3	4	1	0	0	0	0	0	0	0	0	5	0	0	1	1	.190	.143
Damon	.409	5	22	3	9	13	2	1	0	0	0	0	0	1	0	1	2	0	0	0	.591	.435
Dye	.231	4	13	0	3	5	2	0	0	0	0	0	2	0	0	2	0	0	0	0	.385	.333
Gant	.182	4	11	1	2	5	0	0	1	1	0	0	0	0	0	3	0	0	0	0	.455	.182
Giambi, Ja.	.353	5	17	2	6	9	0	0	1	4	0	1	0	4	1	2	0	0	1	1	.529	.455
Giambi, Je.	.308	5	13	0	4	5	1	0	0	2	0	0	0	1	0	0	1	0	0	0	.385	.357
Hernandez	.000	5	10	0	0	0	0	0	0	0	0	0	1	1	0	4	0	0	0	0	.000	.167
Long	.389	5	18	3	7	16	3	0	2	3	0	0	0	1	0	2	0	0	0	0	.889	.421
Menechino	.083	4	12	2	1	1	0	0	0	0	0	0	0	1	0	4	0	0	0	1	.083	.154
Myers	.143	3	7	0	1	1	0	0	0	0	0	0	0	0	0	3	0	0	1	1	.143	.143
Saenz	.000	3	4	0	0	0	0	0	0	0	0	0	0	0	0	1	0	0	0	0	.000	.000
Santangelo	.333	2	3	0	1	2	1	0	0	0	0	0	1	0	0	0	0	0	0	0	.667	.500
Tejada	.286	5	21	1	6	9	3	0	0	1	0	1	1	0	0	3	0	0	0	1	.429	.304
<b>Totals</b>	<b>.247</b>	<b>5</b>	<b>174</b>	<b>12</b>	<b>43</b>	<b>70</b>	<b>13</b>	<b>1</b>	<b>4</b>	<b>11</b>	<b>0</b>	<b>2</b>	<b>3</b>	<b>11</b>	<b>1</b>	<b>31</b>	<b>3</b>	<b>0</b>	<b>3</b>	<b>6</b>	<b>.402</b>	<b>.300</b>

PITCHER	W	L	ERA	G	GS	CG	GF	SHO	SV	IP	H	R	ER	HR	HB	BB	IBB	SO	WP	BK	AVG
Bradford	0	0	0.00	1	0	0	0	0	0	1.0	0	0	0	0	0	0	0	1	0	0	.000
Guthrie	0	0	0.00	2	0	0	1	0	0	3.0	0	0	0	0	0	0	0	2	0	0	.000
Hiljus	0	0	27.00	1	0	0	0	0	0	0.1	0	1	1	0	0	2	0	0	0	0	.000
Hudson	1	0	0.93	2	1	0	0	0	0	9.2	8	1	1	1	0	1	0	5	0	0	.222
Isringhausen	0	0	0.00	2	0	0	2	0	2	2.0	1	0	0	0	0	1	0	3	0	0	.143
Lidle	0	1	10.80	1	1	0	0	0	0	3.1	5	6	4	0	0	3	0	0	0	0	.357
Magnante	0	0	0.00	1	0	0	0	0	0	1.1	3	0	0	0	0	1	0	1	0	0	.500
Mecir	0	0	5.40	2	0	0	1	0	0	3.1	4	2	2	1	0	0	0	4	0	0	.286
Mulder	1	1	2.45	2	2	0	0	0	0	11.0	14	5	3	0	2	2	0	7	0	0	.318
Tam	0	0	18.00	1	0	0	1	0	0	1.0	3	2	2	0	0	0	0	0	0	0	.500
Zito	0	1	1.13	1	1	0	0	0	0	8.0	2	1	1	1	2	1	0	6	0	0	.077
<b>Totals</b>	<b>2</b>	<b>3</b>	<b>2.86</b>	<b>5</b>	<b>5</b>	<b>0</b>	<b>5</b>	<b>1</b>	<b>2</b>	<b>44.0</b>	<b>40</b>	<b>18</b>	<b>14</b>	<b>3</b>	<b>4</b>	<b>11</b>	<b>0</b>	<b>29</b>	<b>0</b>	<b>0</b>	<b>.241</b>

[Results and Boxscores](#)

## 2002 AMERICAN LEAGUE DIVISION SERIES

The A's reach the postseason for the third consecutive season, facing Minnesota in the ALDS. However, the A's lose in five games for the third straight year. The A's hit .288 in the series, scoring 26 runs in the five games. Scott Hatteberg leads the A's with a .500 batting average and Ray Durham hits two home runs. The A's pitching staff allows 27 runs for a 4.09 ERA.

After winning Game 1 in each of the previous two seasons, the A's drop the opener in 2002, 7-5. The A's take a 5-1 lead after two innings but Tim Hudson allows a run in the third and one of the Twins three runs in the sixth. Ted Lilly allows two runs in two-thirds of an inning for the loss and blown save. The A's win Game 2 9-1 as Eric Chavez hits a three-run home run in the first to give Mark Mulder all the runs he would need. Mulder allows a run on five hits in six innings. The series moves to Minnesota for Game 3 and the A's win 6-3 behind Barry Zito. Ray Durham leads off the game with an inside-the-park home run and Scott Hatteberg follows with a home run to mark the first time in postseason history a team has started a game with back-to-back home runs. The Twins even the series at two with an 11-2 win in Game 4. Miguel Tejada hits a two-run home run in the third inning but Tim Hudson allows two in the bottom of the inning before the Twins score seven unearned runs in the fourth to hand Hudson the loss. Minnesota then wins Game 5, 5-4. The Twins take a 2-0 lead before Ray Durham homers in the bottom of the third. The score remains 2-1 until Billy Koch allows three runs in the ninth. Mark Ellis hits a three-run home run in the bottom of the ninth.

### FINAL STATISTICS

PLAYER	AVG	G	AB	R	H	TB	2B	3B	HR	RBI	SH	SF	HP	BB	IBB	SO	SB	CS	DP	E	SLG	OBP
Byrnes	.000	2	1	0	0	0	0	0	0	0	0	0	0	0	0	1	0	0	0	0	.000	.000
Chavez	.381	5	21	3	8	11	0	0	1	5	0	0	0	2	1	1	0	0	0	0	.524	.435
Durham	.333	5	21	7	7	16	3	0	2	2	0	0	1	2	0	4	1	0	0	0	.762	.417
Dye	.400	5	20	3	8	13	2	0	1	1	0	0	0	1	0	5	0	0	0	0	.650	.429
Ellis	.368	5	19	1	7	12	2	0	1	4	0	0	0	1	0	2	0	0	0	1	.632	.400
Hatteberg	.500	5	14	5	7	12	2	0	1	3	0	0	0	3	0	0	0	0	0	1	.857	.588
Hernandez	.059	5	17	0	1	1	0	0	0	0	0	0	0	0	0	4	0	0	1	0	.059	.059
Justice	.238	5	21	2	5	8	1	1	0	4	0	0	0	0	0	4	0	0	1	0	.381	.238
Long	.167	5	18	1	3	6	0	0	1	1	0	0	0	1	0	2	0	0	0	0	.333	.211
Mabry	.000	2	2	0	0	0	0	0	0	0	0	0	0	0	0	1	0	0	0	0	.000	.000
Myers	.000	2	1	0	0	0	0	0	0	0	0	0	0	0	0	1	0	0	0	0	.000	.000
Piatt	.333	3	3	0	1	2	1	0	0	0	0	0	0	0	0	1	0	0	0	0	.667	.333
Saenz	—	1	0	0	0	0	0	0	0	0	0	0	0	1	0	0	0	0	0	0	—	1.000
Tejada	.143	5	21	3	3	7	1	0	1	4	0	1	0	1	0	7	0	0	0	1	.333	.174
Velarde	.600	4	5	1	3	4	1	0	0	1	0	0	0	0	0	1	0	0	0	0	.800	.600
<b>Totals</b>	<b>.288</b>	<b>5</b>	<b>184</b>	<b>26</b>	<b>53</b>	<b>92</b>	<b>13</b>	<b>1</b>	<b>8</b>	<b>25</b>	<b>0</b>	<b>1</b>	<b>1</b>	<b>12</b>	<b>1</b>	<b>34</b>	<b>1</b>	<b>0</b>	<b>2</b>	<b>3</b>	<b>.500</b>	<b>.333</b>

PITCHER	W	L	ERA	G	GS	CG	GF	SHO	SV	IP	H	R	ER	HR	HB	BB	IBB	SO	WP	BK	AVG
Bowie	0	0	0.00	1	0	0	1	0	0	1.1	0	0	0	0	0	0	0	3	0	0	.000
Bradford	0	0	0.00	2	0	0	0	0	0	3.0	1	0	0	0	1	0	0	1	0	0	.111
Hudson	0	1	6.23	2	2	0	0	0	0	8.2	13	11	6	2	1	4	0	8	1	0	.333
Koch	0	0	9.00	3	0	0	3	0	1	3.0	5	3	3	1	0	2	0	3	0	0	.357
Lidle	0	0	9.00	1	0	0	0	0	0	1.0	2	1	1	0	0	0	0	0	0	0	.400
Lilly	0	1	13.50	2	0	0	0	0	0	4.0	10	6	6	1	0	1	0	3	1	0	.476
Mecir	0	0	0.00	1	0	0	1	0	0	1.0	0	0	0	0	0	0	0	2	0	0	.000
Mulder	1	1	2.08	2	2	0	0	0	0	13.0	14	3	3	1	0	3	1	12	1	0	.280
Rincon	0	0	0.00	2	0	0	0	0	0	3.0	2	0	0	0	0	0	0	2	0	0	.182
Zito	1	0	4.50	1	1	0	0	0	0	6.0	5	3	3	0	0	4	0	8	1	0	.217
<b>Totals</b>	<b>2</b>	<b>3</b>	<b>4.09</b>	<b>5</b>	<b>5</b>	<b>0</b>	<b>5</b>	<b>0</b>	<b>1</b>	<b>44.0</b>	<b>52</b>	<b>27</b>	<b>20</b>	<b>5</b>	<b>2</b>	<b>14</b>	<b>1</b>	<b>42</b>	<b>4</b>	<b>0</b>	<b>.291</b>

### [Results and Boxscores](#)



## 2003 AMERICAN LEAGUE DIVISION SERIES

The A's reach the postseason for the fourth consecutive season, facing Boston in the ALDS. However, the A's lose in five games for the fourth straight year. The A's hit .213 in the series and outscore the Red Sox 18-17. Eric Byrnes leads the A's with a .462 batting average. The A's pitching staff records a 2.98 ERA and Ted Lilly does not allow a run in 9.0 innings.

The A's win Game 1 in 12 innings as Ramon Hernandez has a bases loaded two-out bunt single in the bottom of the 12th for a 5-4 win. Erubiel Durazo sends the game into extra innings with a two-out RBI single in the bottom of the ninth. Oakland takes a 2-0 lead in the series with a 5-1 win in Game 2. The A's score all five of their runs in the second inning, highlighted by a Hernandez RBI single and an Eric Byrnes two-run double. Barry Zito allows one run on five hits in 7.0 innings and strikes out nine for the win. The series moves to Boston for Game 3 and the Sox win 3-1 in 11 innings on a two-run pinch-hit home run by Trot Nixon. The A's trail 1-0 after five innings before tying the game with a run in the sixth inning, an inning in which Byrnes is tagged out when he fails to touch home and Miguel Tejada is tagged out between third and home when he stops after being obstructed. The A's lose Game 4, 5-4, as starting pitcher Tim Hudson is injured after one inning. The A's lead 4-2 entering the bottom of the sixth but Boston scores a run in the sixth and two more in the eighth off Keith Foulke for the win. Barry Zito has a two-hit shutout after five innings in Game 5 but the Red Sox score four times in the sixth inning off him for a 4-3 win.

### FINAL STATISTICS

PLAYER	AVG	G	AB	R	H	TB	2B	3B	HR	RBI	SH	SF	HP	BB	IBB	SO	SB	CS	DP	E	SLG	OBP
Byrnes	.462	5	13	2	6	7	1	0	0	2	0	0	0	0	0	5	1	0	0	0	.538	.462
Chavez	.045	5	22	1	1	2	1	0	0	0	0	0	0	1	1	3	1	0	0	2	.091	.087
Durazo	.238	5	21	3	5	7	2	0	0	3	0	0	0	3	0	4	0	0	0	0	.333	.333
Dye	.231	4	13	2	3	6	0	0	1	3	0	0	1	0	0	2	0	0	0	0	.462	.286
Ellis	.118	5	17	2	2	2	0	0	0	0	0	0	1	4	0	7	0	0	0	1	.118	.318
Guillen	.455	4	11	1	5	6	1	0	0	1	0	0	0	3	0	2	0	0	0	0	.545	.571
Hatberg	.176	5	17	3	3	3	0	0	0	0	0	0	0	5	0	3	0	0	0	0	.176	.364
Hernandez	.200	4	15	1	3	3	0	0	0	2	1	0	1	2	0	1	0	0	0	1	.200	.333
Long	.250	4	8	0	2	2	0	0	0	0	0	0	0	1	1	3	0	0	0	0	.250	.333
McMillon	.167	3	6	0	1	1	0	0	0	1	0	0	0	1	0	1	0	0	0	0	.167	.286
Melhuse	.600	2	5	1	3	5	0	1	0	1	0	0	0	0	0	1	0	0	0	0	1.000	.600
Menechino	-	1	0	0	0	0	0	0	0	0	0	0	0	0	0	0	0	0	0	0	-	-
Singleton	.286	2	7	2	2	4	2	0	0	0	0	0	1	1	0	1	1	0	0	0	.571	.444
Tejada	.087	5	23	0	2	3	1	0	0	2	0	0	0	0	0	4	0	0	0	1	.130	.087
<b>Totals</b>	<b>.213</b>	<b>5</b>	<b>178</b>	<b>18</b>	<b>38</b>	<b>51</b>	<b>8</b>	<b>1</b>	<b>1</b>	<b>15</b>	<b>1</b>	<b>0</b>	<b>4</b>	<b>21</b>	<b>2</b>	<b>37</b>	<b>3</b>	<b>0</b>	<b>0</b>	<b>5</b>	<b>.287</b>	<b>.310</b>

PITCHER	W	L	ERA	G	GS	CG	GF	SHO	SV	IP	H	R	ER	HR	HB	BB	IBB	SO	WP	BK	AVG
Bradford	0	0	0.00	4	0	0	0	0	0	3.2	4	0	0	0	0	2	2	5	0	0	.286
Foulke	0	1	3.60	3	0	0	2	0	0	5.0	4	2	2	0	0	2	1	3	0	0	.211
Harden	1	1	13.50	2	0	0	2	0	0	1.1	2	2	2	1	0	2	1	1	1	0	.333
Hudson	0	0	3.52	2	2	0	0	0	0	7.2	10	3	3	2	0	1	0	6	0	0	.323
Lilly	0	0	0.00	2	1	0	0	0	0	9.0	2	1	0	0	1	2	0	7	0	0	.065
Mecir	0	0	0.00	1	0	0	0	0	0	0.2	1	0	0	0	0	1	1	0	0	0	.333
Rincon	0	0	4.50	4	0	0	1	0	0	4.0	4	2	2	2	0	1	0	3	0	0	.267
Sparks	0	0	4.50	1	0	0	0	0	0	4.0	2	2	2	1	0	3	0	1	0	0	.143
Zito	1	1	3.46	2	2	0	0	0	0	13.0	9	5	5	2	1	4	0	13	0	0	.191
<b>Totals</b>	<b>2</b>	<b>3</b>	<b>2.98</b>	<b>5</b>	<b>5</b>	<b>0</b>	<b>5</b>	<b>0</b>	<b>0</b>	<b>48.1</b>	<b>38</b>	<b>17</b>	<b>16</b>	<b>8</b>	<b>2</b>	<b>18</b>	<b>5</b>	<b>39</b>	<b>1</b>	<b>0</b>	<b>.211</b>

### [Results and Boxscores](#)

## 2006 AMERICAN LEAGUE DIVISION SERIES

The A's returned to postseason play for the fifth time in seven years and won a postseason series for the first time since the 1990 ALCS by sweeping Minnesota three games to none in the ALDS. They snap a six-series postseason losing streak and a nine-game losing streak in potential postseason clinching games, which was the longest such streak in Major League history. The A's batted .245 in the series and compiled a 2.33 ERA while outscoring the Twins 16-7. Frank Thomas led the A's with a .500 batting average and two home runs and Marco Scutaro topped the club with six RBI.

The A's win Game 1 in Minnesota, 3-2 as Barry Zito allows just one run on four hits in eight innings for the win. Frank Thomas homers and Marco Scutaro adds a RBI double in the second inning and Zito takes a two-hit shutout into the seventh inning before allowing a home run to Rondell White. Thomas homers again in the ninth inning for an important insurance run as Huston Street allows a run in the bottom of the ninth but gets the save. The A's win Game 2 by a 5-2 score. Oakland scores twice in the fifth inning on a Scutaro RBI double and a Jason Kendall RBI single, but Esteban Loaiza allows back-to-back home runs to Michael Cuddyer and Justin Morneau in the sixth inning. Mark Kotsay then hits a two-run inside-the-park home run in the seventh inning to give the A's the lead for good. The series moves to Oakland for Game 3 and the A's complete the sweep with an 8-3 win. Scutaro doubles twice and has four RBI and Milton Bradley and Eric Chavez homer. Dan Haren allows two runs in six innings for the win.

### FINAL STATISTICS

PLAYER	AVG	G	AB	R	H	TB	2B	3B	HR	RBI	SH	SF	HP	BB	IBB	SO	SB	CS	DP	E	SLG	OBP
Bradley	.077	3	13	1	1	4	0	0	1	2	0	0	0	0	0	1	0	0	1	0	.308	.077
Chavez	.200	3	10	2	2	6	1	0	1	1	0	0	2	0	4	0	0	0	0	0	.600	.333
Ellis	.286	2	7	0	2	2	0	0	0	0	0	0	0	0	0	2	0	0	0	0	.286	.286
Jimenez	.000	2	4	0	0	0	0	0	0	0	0	0	0	0	1	0	0	0	0	0	.000	.000
Kendall	.214	3	14	1	3	4	1	0	0	1	0	0	0	0	0	4	0	0	0	1	.286	.214
Kotsay	.143	3	14	2	2	5	0	0	1	2	0	0	0	0	0	2	0	0	1	0	.357	.143
Payton	.333	3	12	3	4	4	0	0	0	0	0	0	0	0	1	0	0	0	0	0	.333	.333
Scutaro	.333	3	12	1	4	8	4	0	0	6	0	0	0	0	1	0	0	0	0	0	.667	.333
Swisher	.300	3	10	3	3	5	2	0	0	1	0	0	0	2	0	2	0	0	0	0	.500	.417
Thomas	.500	3	10	3	5	12	1	0	2	2	0	0	0	2	1	1	0	0	0	0	1.200	.583
<b>Totals</b>	<b>.245</b>	<b>3</b>	<b>106</b>	<b>16</b>	<b>26</b>	<b>50</b>	<b>9</b>	<b>0</b>	<b>5</b>	<b>15</b>	<b>0</b>	<b>0</b>	<b>0</b>	<b>6</b>	<b>1</b>	<b>19</b>	<b>0</b>	<b>0</b>	<b>2</b>	<b>1</b>	<b>.472</b>	<b>.286</b>

PITCHER	W	L	ERA	G	GS	CG	GF	SHO	SV	IP	H	R	ER	HR	HB	BB	IBB	SO	WP	BK	AVG
Calero	1	0	0.00	1	0	0	0	0	0	1.0	0	0	0	0	0	1	0	1	0	0	.000
Duchscherer	0	0	2.25	2	0	0	0	0	0	4.0	1	1	1	1	0	0	0	4	0	0	.077
Haren	1	0	3.00	1	1	0	0	0	0	6.0	9	2	2	1	0	1	0	2	0	0	.375
Loaiza	0	0	3.60	1	1	0	0	0	0	5.0	8	2	2	2	0	0	0	2	0	0	.348
Street	0	0	3.00	3	0	0	3	0	2	3.0	4	1	1	0	0	1	0	1	0	0	.333
Zito	1	0	1.13	1	1	0	0	0	0	8.0	4	1	1	1	0	3	0	1	0	0	.154
<b>Totals</b>	<b>3</b>	<b>0</b>	<b>2.33</b>	<b>3</b>	<b>3</b>	<b>0</b>	<b>3</b>	<b>0</b>	<b>2</b>	<b>27.0</b>	<b>26</b>	<b>7</b>	<b>7</b>	<b>5</b>	<b>0</b>	<b>6</b>	<b>0</b>	<b>11</b>	<b>0</b>	<b>0</b>	<b>.257</b>

### [Results and Boxscores](#)

## 2006 AMERICAN LEAGUE CHAMPIONSHIP SERIES

The A's return to the American League Championship Series for the first time since 1992 and the 11th time overall, but are swept in four games by Detroit. The A's hit .221 in the series and score just nine runs in the four games. Milton Bradley drives in five of those runs and homers twice while batting .500. The A's pitching staff allows 22 runs for a 5.71 ERA.

The A's lose Game 1 in Oakland by a score of 5-1. Barry Zito takes the loss, allowing five runs on seven hits in 3 2/3 innings, but the A's bullpen blanks the Tigers the rest of the way. The A's are limited to a run on eight hits by four Detroit pitchers. Milton Bradley homers from both sides of the plate and is 4-for-5 with four RBI in Game 2 but the A's lose, 8-5. Esteban Loaiza allows seven runs on nine hits in six innings for the loss. The series moves to Detroit for Game 3 and Kenny Rogers and the Tigers bullpen shut out the A's on two hits, 3-0. Jason Kendall singles to start the game and Marco Scutaro has a one-out single in the fifth for the A's only hits. Rich Harden takes the loss, allowing three runs on five hits and five walks in 5 2/3 innings. The Tigers complete the sweep in Game 4 with a 6-3 win. Milton Bradley and Eric Chavez have RBI doubles in the first inning to give the A's a 2-0 lead and Jay Payton adds a solo home run in the fourth inning to make the score 3-0. Dan Haren shuts out Detroit on two hits over the first four innings before allowing two runs in the fifth and one in the sixth. The game remains tied at three entering the bottom of the ninth when Huston Street allows a two-out three-run home run to Magglio Ordonez for the loss.

### FINAL STATISTICS

PLAYER	AVG	G	AB	R	H	TB	2B	3B	HR	RBI	SH	SF	HP	BB	IBB	SO	SB	CS	DP	E	SLG	OBP
Bradley	.500	4	18	4	9	17	2	0	2	5	0	0	0	0	0	2	0	0	1	0	.944	.500
Chavez	.231	4	13	1	3	7	1	0	1	2	0	0	0	2	0	4	0	0	0	1	.538	.333
Jimenez	.167	4	12	0	2	2	0	0	0	0	0	0	0	0	0	2	0	0	1	2	.167	.167
Kendall	.294	4	17	0	5	5	0	0	0	0	0	0	0	2	0	2	0	0	0	0	.294	.368
Kielty	.000	2	2	0	0	0	0	0	0	0	0	0	0	0	0	0	0	0	1	0	.000	.000
Kiger	—	2	0	0	0	0	0	0	0	0	0	0	0	0	0	0	0	0	0	0	—	—
Kotsay	.250	4	16	3	4	6	2	0	0	0	0	0	0	2	0	3	0	0	2	0	.375	.333
Melhuse	.000	1	1	0	0	0	0	0	0	0	0	0	0	0	0	1	0	0	0	0	.000	.000
Payton	.286	4	14	1	4	9	2	0	1	2	0	0	0	1	0	2	0	0	0	0	.643	.333
Scutaro	.067	4	15	0	1	1	0	0	0	0	0	0	0	0	0	3	0	0	1	0	.067	.067
Swisher	.100	4	10	0	1	1	0	0	0	0	0	0	0	5	0	5	0	0	0	0	.100	.400
Thomas	.000	4	13	0	0	0	0	0	0	0	0	0	1	2	0	4	0	0	1	0	.000	.188
<b>Totals</b>	<b>.221</b>	<b>4</b>	<b>131</b>	<b>9</b>	<b>29</b>	<b>48</b>	<b>7</b>	<b>0</b>	<b>4</b>	<b>9</b>	<b>0</b>	<b>0</b>	<b>1</b>	<b>14</b>	<b>0</b>	<b>28</b>	<b>0</b>	<b>0</b>	<b>7</b>	<b>3</b>	<b>.366</b>	<b>.301</b>

PITCHER	W	L	ERA	G	GS	CG	GF	SHO	SV	IP	H	R	ER	HR	HB	BB	IBB	SO	WP	BK	AVG
Blanton	0	0	0.00	1	0	0	1	0	0	2.0	0	0	0	0	0	2	0	2	0	0	.000
Calero	0	0	0.00	3	0	0	1	0	0	2.0	3	0	0	0	0	1	0	1	0	0	.333
Gaudin	0	0	0.00	3	0	0	0	0	0	3.1	2	0	0	0	0	3	1	1	0	0	.182
Harden	0	1	4.76	1	1	0	0	0	0	5.2	5	3	3	1	0	5	0	4	0	0	.238
Haren	0	0	5.40	1	1	0	0	0	0	5.0	7	3	3	1	0	2	0	7	2	0	.333
Kennedy	0	0	0.00	4	0	0	0	0	0	3.2	2	0	0	0	0	2	1	2	1	0	.143
Loaiza	0	1	10.50	1	1	0	0	0	0	6.0	9	7	7	1	0	1	0	5	0	0	.375
Street	0	1	10.80	2	0	0	2	0	0	3.1	4	4	4	2	0	0	0	3	0	0	.308
Zito	0	1	12.27	1	1	0	0	0	0	3.2	7	5	5	2	0	3	0	0	0	0	.389
<b>Totals</b>	<b>0</b>	<b>4</b>	<b>5.71</b>	<b>4</b>	<b>4</b>	<b>0</b>	<b>4</b>	<b>0</b>	<b>0</b>	<b>34.2</b>	<b>39</b>	<b>22</b>	<b>22</b>	<b>7</b>	<b>0</b>	<b>19</b>	<b>2</b>	<b>25</b>	<b>3</b>	<b>0</b>	<b>.285</b>

### Results and Boxscores

## 2012 AMERICAN LEAGUE DIVISION SERIES

The A's lose to the Detroit Tigers three games to two in their first postseason appearance in six years. It was the A's sixth ALDS appearance in the last 13 years and their fifth loss, with all the losses going the full five games. The A's pitching staff compiled a 2.89 ERA and walked just seven batters in the five-game series, but the offense hit just .194 and scored 11 runs in the five games. Yoanis Céspedes hit safely in all five games and paced the A's offense with a .316 batting average.

The A's lose Game 1 in Detroit, 3-1. Coco Crisp leads off the game with a home run but that is the only run Justin Verlander would allow in seven innings. Jarrod Parker allows a run in the first on a double play, an unearned run in the third and an Alex Avila home run in the fifth. The A's fall behind two games to zero with a 5-4 loss in Game 2. Cliff Pennington breaks a 1-1 tie with a RBI single in the seventh but Sean Doolittle allows two unearned runs in the bottom of the seventh to put Detroit ahead 3-2. The A's then score twice in the eighth when Céspedes scores on a wild pitch and Josh Reddick homers, but the Tigers tie the game in the eighth and win it on a Don Kelly sacrifice fly off Grant Balfour in the ninth. The series moves to Oakland for Game 3 where Brett Anderson combines with three A's relievers on a four-hit, 2-0 shutout. Céspedes has a RBI single in the first and Seth Smith homers in the fifth. In Game 4, the A's trail 3-1 entering the bottom of the ninth before scoring three times to send the series to a fifth game. Smith ties the game with a two-run double and scores two outs later on a Crisp RBI single. The A's then lose Game 5 in Oakland 6-0 as Verlander tosses a four-hit shutout. Parker makes his second start of the series and loses for the second time, allowing four runs on seven hits in 6.1 innings.

### FINAL STATISTICS

PLAYER	AVG	G	AB	R	H	TB	2B	3B	HR	RBI	SH	SF	HP	BB	IBB	SO	SB	CS	DP	E	SLG	OBP
Céspedes	.316	5	19	1	6	7	1	0	2	0	0	0	0	2	0	2	2	0	0	0	.368	.381
Crisp	.182	5	22	3	4	7	0	0	1	2	0	0	0	0	0	2	0	0	0	1	.318	.182
Donaldson	.294	5	17	1	5	6	1	0	0	0	0	0	0	1	0	4	0	0	1	0	.353	.333
Drew	.211	5	19	0	4	6	2	0	0	1	0	0	0	2	0	7	0	0	0	1	.316	.286
Gomes	.000	1	1	0	0	0	0	0	0	0	0	0	0	0	0	0	0	0	0	0	.000	.000
Kottaras	.000	4	4	0	0	0	0	0	0	0	1	0	0	0	0	2	0	0	0	0	.000	.000
Moss	.133	5	15	0	2	2	0	0	0	0	0	0	1	2	0	7	0	0	0	0	.133	.278
Norris	.083	5	12	0	1	1	0	0	0	0	0	0	0	0	0	6	1	0	0	0	.083	.083
Pennington	.286	5	14	1	4	4	0	0	0	1	0	0	0	3	0	4	0	0	0	0	.286	.412
Reddick	.118	5	17	2	2	5	0	0	1	1	0	0	1	0	10	0	0	0	1	0	.294	.167
Smith	.133	5	15	3	2	6	1	0	1	3	0	0	1	3	0	6	0	0	0	0	.400	.316
<b>Totals</b>	<b>.194</b>	<b>5</b>	<b>155</b>	<b>11</b>	<b>30</b>	<b>44</b>	<b>5</b>	<b>0</b>	<b>3</b>	<b>10</b>	<b>1</b>	<b>0</b>	<b>2</b>	<b>14</b>	<b>0</b>	<b>50</b>	<b>2</b>	<b>1</b>	<b>2</b>	<b>3</b>	<b>.284</b>	<b>.269</b>

PITCHER	W	L	ERA	G	GS	CG	GF	SHO	SV	IP	H	R	ER	HR	HB	BB	IBB	SO	WP	BK	AVG
Anderson	1	0	0.00	1	1	0	0	0	0	6.0	2	0	0	0	0	2	0	6	0	0	.105
Balfour	0	1	5.40	2	0	0	2	0	1	1.2	3	1	1	0	0	1	1	2	0	0	.500
Blevins	0	0	0.00	3	0	0	1	0	0	3.2	1	0	0	0	0	0	0	0	0	0	.083
Cook	1	0	8.10	4	0	0	1	0	0	3.1	4	3	3	0	1	1	0	4	1	0	.308
Doolittle	0	0	3.38	3	0	0	0	0	0	2.2	5	3	1	0	0	0	0	5	0	0	.385
Griffin	0	0	3.60	1	1	0	0	0	0	5.0	7	2	2	1	0	0	0	1	0	0	.350
Milone	0	0	1.50	1	1	0	0	0	0	6.0	5	1	1	0	1	1	0	6	1	0	.217
Neshek	0	0	0.00	1	0	0	0	0	0	0.2	0	0	0	0	0	0	0	1	0	0	.000
Parker	0	2	4.26	2	2	0	0	0	0	12.2	14	7	6	1	1	2	0	11	2	0	.286
Scribner	0	0	0.00	1	0	0	1	0	0	2.0	0	0	0	0	0	0	0	3	0	0	.000
<b>Totals</b>	<b>2</b>	<b>3</b>	<b>2.89</b>	<b>5</b>	<b>5</b>	<b>0</b>	<b>5</b>	<b>1</b>	<b>1</b>	<b>43.2</b>	<b>41</b>	<b>17</b>	<b>14</b>	<b>2</b>	<b>3</b>	<b>7</b>	<b>1</b>	<b>39</b>	<b>4</b>	<b>0</b>	<b>.252</b>

### [Results and Boxscores](#)

## 2013 AMERICAN LEAGUE DIVISION SERIES

The A's face Detroit in the ALDS for the second consecutive year and lose three games to two for the second consecutive year. Oakland won two of the first three games but then lost two straight to fall to 1-12 in potential clinch games since 2000, including 0-6 in Game 5's. The A's pitching staff compiled a 3.48 ERA and held the Tigers to a .235 batting average, but the offense hit just .217 and struck out 57 times in the five games. Yoenis Céspedes hit safely in all five games and Coco Crisp batted .389.

The A's lose Game 1 in Oakland, 3-2. Bartolo Colón allows three runs in the first inning but those were the only runs he would allow in six innings of work. Max Scherzer blanks the A's on one hit over the first six innings before Céspedes hits a two-run home run in the seventh for the A's only runs of the game. Oakland evens the series at 1-1 when Sonny Gray and Grant Balfour combine on a four-hit, 1-0 shutout in Game 2. Gray tosses eight innings and allows all four of the hits. Justin Verlander tosses seven shutout innings for the Tigers before Stephen Vogt wins the game with a walk-off RBI single off Rick Porcello in the bottom of the ninth. The series moves to Detroit for Game 3, which the A's win, 6-3. Jarrod Parker has a 3-0 lead when he allows three runs in the bottom of the fourth, but the A's take the lead for good when Brandon Moss homers with one out in the fifth. Josh Reddick and Seth Smith also homer in the game. The A's lose Game 4 by an 8-6 margin. Dan Straily had a 3-0 lead before allowing a three-run home run to Jhonny Peralta in the bottom of the fifth. Coco Crisp delivered a RBI single in the seventh to give the A's a 4-3 lead but Sean Doolittle allowed two runs in the bottom of the inning for the blown save. The A's load the bases with no outs in the eighth but are unable to score and the Tigers score three times in the bottom of the eighth to put the game away. The series concludes in Oakland when Verlander and Joaquin Benoit combine on a three-hit shutout in a 3-0 A's loss. Sonny Gray makes his second start of the series and allows three runs in five innings for the loss.

### FINAL STATISTICS

PLAYER	AVG	G	AB	R	H	TB	2B	3B	HR	RBI	SH	SF	HP	BB	IBB	SO	SB	CS	DP	E	SLG	OBP
Barton,D	.000	2	3	0	0	0	0	0	0	0	0	0	0	0	0	3	0	0	0	0	.000	.000
Callaspo,A	.167	4	6	0	1	2	1	0	0	0	0	0	0	0	0	1	0	0	0	0	.333	.167
Céspedes,Y	.381	5	21	3	8	14	1	1	1	4	0	0	1	0	0	4	0	0	0	1	.667	.409
Crisp,C	.389	5	18	4	7	11	2	1	0	2	0	1	0	3	0	2	1	0	0	0	.611	.455
Donaldson,J	.143	5	21	0	3	3	0	0	0	0	0	0	0	1	0	8	0	0	0	0	.143	.182
Lowrie,J	.150	5	20	2	3	7	1	0	1	3	0	0	0	2	0	7	0	0	1	0	.350	.227
Moss,B	.111	5	18	2	2	5	0	0	1	1	0	0	0	3	0	13	0	0	0	0	.278	.238
Norris,D	.000	1	1	0	0	0	0	0	0	0	0	0	0	0	0	1	0	0	0	0	.000	.000
Reddick,J	.235	5	17	1	4	8	1	0	1	1	0	0	0	2	1	5	0	0	0	0	.471	.316
Smith,S	.313	4	16	1	5	8	0	0	1	2	0	0	0	1	1	5	0	0	0	0	.500	.353
Sogard,E	.000	4	9	0	0	0	0	0	0	1	0	0	0	1	0	1	0	0	0	0	.000	.100
Vogt,S	.188	5	16	2	3	5	0	1	0	1	0	0	0	1	0	7	0	0	0	0	.313	.235
<b>Totals</b>	<b>.217</b>	<b>5</b>	<b>166</b>	<b>15</b>	<b>36</b>	<b>63</b>	<b>6</b>	<b>3</b>	<b>5</b>	<b>14</b>	<b>1</b>	<b>1</b>	<b>1</b>	<b>14</b>	<b>2</b>	<b>57</b>	<b>1</b>	<b>0</b>	<b>1</b>	<b>1</b>	<b>.380</b>	<b>.280</b>

PITCHER	W	L	ERA	G	GS	CG	GF	SHO	SV	IP	H	R	ER	HR	HB	BB	IBB	SO	WP	BK	AVG
Anderson,B	0	0	27.00	1	0	0	1	0	0	0.1	1	1	1	0	0	1	0	1	1	0	.500
Balfour,G	1	0	0.00	3	0	0	3	0	1	3.0	0	0	0	0	0	1	0	3	0	0	.000
Colon,B	0	1	4.50	1	1	0	0	0	0	6.0	10	3	3	0	1	0	0	4	0	0	.400
Cook,R	0	0	27.00	1	0	0	0	0	0	0.2	1	2	2	0	0	1	0	1	0	0	.333
Doolittle,S	0	1	4.15	4	0	0	1	0	0	4.1	3	2	2	1	0	2	0	6	0	0	.176
Gray,S	0	1	2.08	2	2	0	0	0	0	13.0	10	3	3	1	0	6	1	12	0	0	.217
Otero,D	0	0	0.00	4	0	0	0	0	0	5.2	4	0	0	0	0	1	0	2	0	0	.200
Parker,J	1	0	5.40	1	1	0	0	0	0	5.0	5	3	3	0	0	1	0	1	0	0	.263
Straily,D	0	0	4.50	1	1	0	0	0	0	6.0	4	3	3	1	1	0	0	8	0	0	.190
<b>Totals</b>	<b>2</b>	<b>3</b>	<b>3.48</b>	<b>5</b>	<b>5</b>	<b>0</b>	<b>5</b>	<b>1</b>	<b>1</b>	<b>44.0</b>	<b>38</b>	<b>17</b>	<b>17</b>	<b>3</b>	<b>2</b>	<b>13</b>	<b>1</b>	<b>38</b>	<b>1</b>	<b>0</b>	<b>.235</b>

### [Results and Boxscores](#)

## 2014 AMERICAN LEAGUE WILD CARD

The A's travel to Kansas City in their first appearance in the American League Wild Card one-game playoff and lose to the Royals in 12 innings by a score of 9-8. Brandon Moss hits a two-run home run in the first inning and a three-run home run in the A's five-run sixth inning to set an Athletics postseason record with five RBI. The A's take a 7-3 lead into the eighth inning, but the Royals score three times off Jon Lester to pull to within one. Sean Doolittle allows a run in the ninth for the blown save but Alberto Callaspo has a pinch hit RBI single in the 12th to give the A's the lead. The bullpen then allows two runs in the bottom of the 12th, capped by a two-out RBI single by Salvador Pérez. The Royals steal seven bases, including six over the final four innings.

### FINAL STATISTICS

PLAYER	AVG	G	AB	R	H	TB	2B	3B	HR	RBI	SH	SF	HP	BB	IBB	SO	SB	CS	DP	E	SLG	OBP
Callaspo	1.000	1	1	0	1	1	0	0	0	1	0	0	0	0	0	0	0	0	0	0	1.000	1.000
Crisp	.333	1	6	1	2	2	0	0	0	1	0	0	0	0	0	3	0	0	0	0	.333	.333
Donaldson	.400	1	5	1	2	2	0	0	0	0	0	0	0	1	0	2	0	0	0	0	.400	.500
Freiman	.000	1	1	0	0	0	0	0	0	0	0	0	0	0	0	0	0	0	0	0	.000	.000
Fuld	.400	1	5	1	2	2	0	0	0	0	0	0	0	1	0	1	0	0	0	0	.400	.500
Gomes	.000	1	0	0	0	0	0	0	0	0	0	0	0	0	0	0	0	0	0	0	.000	.000
Lowrie	.000	1	5	0	0	0	0	0	0	0	1	0	0	0	0	0	0	0	0	0	.000	.000
Moss	.400	1	5	2	2	8	0	0	2	5	0	0	0	1	1	2	0	0	0	0	1.600	.500
Norris	.200	1	5	1	1	1	0	0	0	1	0	0	0	0	0	2	0	0	0	0	.200	.200
Punto	.000	1	2	0	0	0	0	0	0	0	0	0	0	0	0	1	0	0	0	0	.000	.000
Reddick	.500	1	4	2	2	2	0	0	0	0	0	0	2	0	0	0	0	0	0	0	.500	.667
Sogard	.250	1	4	0	1	1	0	0	0	0	0	0	0	0	2	0	0	0	0	0	.250	.250
Soto	.000	1	1	0	0	0	0	0	0	0	0	0	0	0	1	0	0	0	0	0	.000	.000
Vogt	.000	1	3	0	0	0	0	0	0	0	0	0	0	1	0	1	0	0	0	0	.000	.250
<b>Totals</b>	<b>.277</b>	<b>1</b>	<b>47</b>	<b>8</b>	<b>13</b>	<b>19</b>	<b>0</b>	<b>0</b>	<b>2</b>	<b>8</b>	<b>1</b>	<b>0</b>	<b>0</b>	<b>6</b>	<b>1</b>	<b>15</b>	<b>0</b>	<b>0</b>	<b>0</b>	<b>0</b>	<b>.404</b>	<b>.358</b>

PITCHER	W	L	ERA	G	GS	CG	GF	SHO	SV	IP	H	R	ER	HR	HB	BB	IBB	SO	WP	BK	AVG
Abad	0	0	0.00	1	0	0	0	0	0	0.1	0	0	0	0	0	0	0	0	0	0	.000
Doolittle	0	0	4.50	1	0	0	0	0	0	2.0	2	1	1	0	0	0	0	0	0	0	.400
Gregerson	0	0	0.00	1	0	0	0	0	0	0.2	1	0	0	0	0	1	0	2	1	0	.333
Hammel	0	0	---	1	0	0	1	0	0	0.0	1	0	0	0	0	0	0	0	0	0	01.000
Lester	0	0	7.36	1	1	0	0	0	0	7.1	8	6	6	0	0	2	0	5	0	0	.286
Otero	0	1	13.50	1	0	0	0	0	0	1.1	3	2	2	0	0	0	0	1	0	0	.500
<b>Totals</b>	<b>0</b>	<b>1</b>	<b>6.94</b>	<b>1</b>	<b>1</b>	<b>0</b>	<b>1</b>	<b>0</b>	<b>0</b>	<b>11.2</b>	<b>15</b>	<b>9</b>	<b>9</b>	<b>0</b>	<b>0</b>	<b>3</b>	<b>0</b>	<b>8</b>	<b>1</b>	<b>0</b>	<b>.341</b>

### [Results and Boxscores](#)

## 2018 AMERICAN LEAGUE WILD CARD

The A's face New York in the American League Wild Card game and lose at Yankee Stadium by a score of 7-2. Liam Hendriks is the A's "opener" and allows a two-run home run to Aaron Judge in the bottom of the first inning for the loss. Lou Trivino comes on to pitch the second inning and tosses 3.0 scoreless innings, allowing just one hit and walking one. Shawn Kelley pitches a scoreless fifth to keep the A's close but New York scores four times in the sixth inning off Fernando Rodney and Blake Treinen to put the game away. Khris Davis hits a two-run home run in the eighth to account for the A's scoring. Oakland is held to five hits by five Yankees pitchers, but also draws five walks and leaves nine runners on base.

### FINAL STATISTICS

PLAYER	AVG	G	AB	R	H	TB	2B	3B	HR	RBI	SH	SF	HP	BB	IBB	SO	SB	CS	DP	E	SLG	OBP
Canha,M	.000	1	1	0	0	0	0	0	0	0	0	0	0	0	0	1	0	0	0	0	.000	.000
Chapman,M	.200	1	5	0	1	1	0	0	0	0	0	0	0	0	0	0	0	0	0	0	.200	.200
Davis,K	.250	1	4	1	1	4	0	0	1	2	0	0	0	0	0	2	0	0	0	1	.250	.000
Laureano,R	.000	1	3	0	0	0	0	0	0	0	0	0	0	1	0	2	0	0	0	0	.000	.250
Lowrie,J	.000	1	4	1	0	0	0	0	0	0	0	0	0	0	0	1	0	0	0	0	.000	.000
Lucroy,J	.250	1	4	0	1	1	0	0	0	0	0	0	0	0	0	2	0	0	0	0	.250	.250
Martini,N	.250	1	4	0	1	1	0	0	0	0	0	0	0	0	0	2	0	0	0	0	.250	.250
Olson,M	.000	1	2	0	0	0	0	0	0	0	0	0	2	0	0	0	0	0	0	0	.000	.500
Piscotty,S	.000	1	3	0	0	0	0	0	0	0	0	0	1	0	2	0	0	0	0	0	.000	.250
Semien,M	.333	1	3	0	1	1	0	0	0	0	0	0	0	1	0	1	0	0	0	0	.333	.500
<b>Totals</b>	<b>.152</b>	<b>1</b>	<b>33</b>	<b>2</b>	<b>5</b>	<b>8</b>	<b>0</b>	<b>0</b>	<b>1</b>	<b>2</b>	<b>0</b>	<b>0</b>	<b>0</b>	<b>5</b>	<b>0</b>	<b>13</b>	<b>0</b>	<b>0</b>	<b>0</b>	<b>0</b>	<b>.242</b>	<b>.263</b>

PITCHER	W	L	ERA	G	GS	CG	GF	SHO	SV	IP	H	R	ER	HR	HB	BB	IBB	SO	WP	BK	AVG
Familia,J	0	0	0.00	1	0	0	1	0	0	1.0	0	0	0	0	0	0	0	1	0	0	.000
Hendriks,L	0	1	18.00	1	1	0	0	0	0	1.0	1	2	2	1	0	1	0	1	0	0	.250
Kelley,S	0	0	0.00	1	0	0	0	0	0	1.0	1	0	0	0	0	0	0	0	0	0	.250
Rodney,F	0	0	INF	1	0	0	0	0	0	0.0	2	2	2	0	0	0	0	0	1	0	1.000
Treinen,B	0	0	13.50	1	0	0	0	0	0	2.0	2	3	3	1	0	2	0	0	0	0	.286
+Trivino,L	0	0	0.00	1	0	0	0	0	0	3.0	1	0	0	0	0	1	0	4	0	0	.111
<b>Totals</b>	<b>0</b>	<b>1</b>	<b>7.88</b>	<b>1</b>	<b>1</b>	<b>0</b>	<b>1</b>	<b>0</b>	<b>0</b>	<b>8.0</b>	<b>7</b>	<b>7</b>	<b>7</b>	<b>2</b>	<b>0</b>	<b>4</b>	<b>0</b>	<b>6</b>	<b>1</b>	<b>0</b>	<b>.241</b>

### [Results and Boxscores](#)

2019 AMERICAN LEAGUE WILD CARD

The A's host Tampa Bay in the American League Wild Card game and lose by a score of 5-1. Sean Manaea starts for the A's and allows a home run to Yandy Díaz to start the game. He also surrenders a two-run home run to Avisail García in the second inning and a solo home run to Díaz in the third and is relieved by Yusmeiro Petit with no outs in the third inning and the A's trailing 4-0. Oakland scores its lone run in the bottom of the third when Marcus Semien reaches third on an error by third baseman Mike Brosseau and scores on a Ramón Laureano sacrifice fly. Jesús Luzardo pitches 3.0 scoreless innings of relief to keep the A's close but the Rays bullpen blanks the A's on three hits over the final four innings. Jurickson Profar and Robbie Grossman have two hits each but Oakland does not get a runner into scoring position after the fourth inning.

FINAL STATISTICS

PLAYER	AVG	G	AB	R	H	TB	2B	3B	HR	RBI	SH	SF	HP	BB	IBB	SO	SB	CS	DP	E	SLG	OBP
+Brown,S	.000	1	1	0	0	0	0	0	0	0	0	0	0	0	0	0	0	0	0	0	.000	.000
Canha,M	.000	1	3	0	0	0	0	0	0	0	0	0	0	1	0	2	0	0	0	0	.000	.250
Chapman,M	.333	1	3	0	1	1	0	0	0	0	0	0	0	1	0	0	0	0	0	0	.333	.500
Davis,K	.000	1	4	0	0	0	0	0	0	0	0	0	0	0	0	3	0	0	0	0	.000	.000
Grossman,R	.500	1	4	0	2	2	0	0	0	0	0	0	0	0	0	1	0	0	0	0	.500	.500
Laureano,R	.333	1	3	0	1	1	0	0	0	1	0	1	0	0	0	1	0	0	0	0	.333	.250
+Murphy,S	.000	1	1	0	0	0	0	0	0	0	0	0	0	0	0	0	0	0	1	0	.000	.000
Olson,M	.333	1	3	0	1	1	0	0	0	0	0	0	0	1	0	1	0	0	1	0	.333	.500
Phegley,J	.000	1	2	0	0	0	0	0	0	0	0	0	0	0	0	1	0	0	0	0	.000	.000
Profar,J	.500	1	4	0	2	2	0	0	0	0	0	0	0	0	0	1	0	0	0	0	.500	.500
Semien,M	.200	1	5	1	1	1	0	0	0	0	0	0	0	0	0	2	0	0	0	0	.200	.200
<b>Totals</b>	<b>.242</b>	<b>1</b>	<b>33</b>	<b>1</b>	<b>8</b>	<b>8</b>	<b>0</b>	<b>0</b>	<b>0</b>	<b>1</b>	<b>0</b>	<b>1</b>	<b>0</b>	<b>3</b>	<b>0</b>	<b>12</b>	<b>0</b>	<b>0</b>	<b>2</b>	<b>0</b>	<b>.242</b>	<b>.297</b>

PITCHER	W	L	ERA	G	GS	CG	GF	SHO	SV	IP	H	R	ER	HR	HB	BB	IBB	SO	WP	BK	AVG
Diekman,J	0	0	0.00	1	0	0	0	0	0	0.1	0	0	0	0	0	0	0	0	0	0	.000
Hendriks,L	0	0	0.00	1	0	0	1	0	0	1.0	0	0	0	0	0	0	0	1	0	0	.000
+Luzardo,J	0	0	0.00	1	0	0	0	0	0	3.0	1	0	0	0	0	2	0	4	0	0	.100
Manaea,S	0	1	18.00	1	1	0	0	0	0	2.0	4	4	4	3	0	0	0	5	0	0	.400
Petit,Y	0	0	3.38	1	0	0	0	0	0	2.2	2	1	1	1	0	0	0	2	0	0	.200
<b>Totals</b>	<b>0</b>	<b>1</b>	<b>5.00</b>	<b>1</b>	<b>1</b>	<b>0</b>	<b>1</b>	<b>0</b>	<b>0</b>	<b>9.0</b>	<b>7</b>	<b>5</b>	<b>5</b>	<b>4</b>	<b>0</b>	<b>2</b>	<b>0</b>	<b>12</b>	<b>0</b>	<b>0</b>	<b>.206</b>

[Results and Boxscores](#)



2020 AMERICAN LEAGUE WILD CARD SERIES

The A's returned to the postseason for the third consecutive year and defeated the Chicago White Sox two games to one in the best-of-three American League Wild Card series. The series win was the A's first in the postseason since sweeping Minnesota in the 2006 ALDS. Oakland hit just .194 in the series but out-scored the White Sox 12-11 while compiling a 3.67 ERA. Rookie catcher Sean Murphy went 3-for-8 with a home run and two RBI and Jake Diekman pitched in all three games without allowing a run.

Chicago starter Lucas Giolito retired each of the first 18 Oakland batters in Game 1 en route to a 4-1 win, which extended the A's postseason losing streak to an Athletics record-tying six games. Jesús Luzardo started for Oakland and took the loss, allowing three runs on six hits in 3.1 innings. The A's evened the series with a 5-3 victory in Game 2 after Chris Bassitt allowed just one run in seven innings of work for the win. Oakland scored two unearned runs in the first inning and increased their lead to 4-0 when Marcus Semien hit a two-run home run in the second. Closer Liam Hendriks came in with no outs in the eighth and allowed two runs in 1.2 innings before Diekman recorded the final out with the bases loaded in the ninth. The A's then snapped their Major League record nine-game losing streak in winner-take-all postseason games with a 6-4 victory in Game 3. Oakland trailed 3-0 after three innings but then scored four times in the fourth on a two-run home run by Murphy and back-to-back bases loaded walks by Mark Canha and Matt Olson. Chad Pinder added a two-run single in the fifth, Frankie Montas allowed a run in 2.0 innings of relief for the win, and Hendriks struck out the final three batters for the save.

FINAL STATISTICS

PLAYER	AVG	G	AB	R	H	TB	2B	3B	HR	RBI	SH	SF	HP	BB	IBB	SO	SB	CS	DP	E	OBP	SLG
Canha, M	.100	3	10	1	1	1	0	0	0	1	0	0	0	2	0	1	0	0	0	0	.250	.100
Davis, K	.250	2	8	1	2	5	0	0	1	1	0	0	0	0	0	2	0	0	0	0	.250	.625
Grossman, R	.000	2	7	1	0	0	0	0	0	0	0	0	0	1	0	2	0	0	0	0	.125	.000
+Heim, J	—	0	0	0	0	0	0	0	0	0	0	0	0	0	0	0	0	0	0	0	—	—
Kemp, T	—	0	0	0	0	0	0	0	0	0	0	0	0	0	0	0	0	0	0	0	—	—
La Stella, T	.273	3	11	3	3	3	0	0	0	0	0	0	0	1	0	2	0	0	0	0	.333	.273
Lamb, J	.200	3	5	0	1	1	0	0	0	0	0	0	0	0	0	0	0	0	0	0	.200	.200
Laureano, R	.182	3	11	1	2	2	0	0	0	1	0	0	0	0	0	4	0	0	0	0	.182	.182
+Machin, V	—	0	0	0	0	0	0	0	0	0	0	0	0	0	0	0	0	0	0	0	—	—
+Murphy, S	.375	3	8	3	3	6	0	0	1	2	0	0	0	2	0	1	0	0	0	0	.500	.750
Olson, M	.000	3	9	0	0	0	0	0	0	1	0	0	0	3	0	6	0	0	0	0	.250	.000
Orf, N	.000	1	0	0	0	0	0	0	0	0	0	0	0	0	0	0	0	0	0	0	.000	.000
Pinder, C	.333	3	9	0	3	3	0	0	0	2	0	0	0	1	1	2	0	0	0	0	.400	.333
Piscotty, S	.000	1	3	0	0	0	0	0	0	0	0	0	0	0	0	1	0	0	1	0	.000	.000
Semien, M	.250	3	12	2	3	7	1	0	1	2	0	0	0	1	0	1	0	0	0	1	.308	.583
<b>Totals</b>	<b>.194</b>	<b>3</b>	<b>93</b>	<b>12</b>	<b>18</b>	<b>28</b>	<b>1</b>	<b>0</b>	<b>3</b>	<b>10</b>	<b>0</b>	<b>0</b>	<b>0</b>	<b>11</b>	<b>1</b>	<b>22</b>	<b>0</b>	<b>0</b>	<b>1</b>	<b>1</b>	<b>.279</b>	<b>.301</b>

PITCHER	W	L	ERA	G	GS	CG	GF	SHO	SV	IP	H	R	ER	HR	HB	BB	IBB	SO	WP	BK	AVG
Bassitt, C	1	0	1.29	1	1	0	0	0	0	7.0	6	1	1	0	0	1	0	5	1	0	.222
Diekman, J	0	0	0.00	3	0	0	2	0	1	1.2	0	0	0	0	0	2	0	1	0	0	.000
Fiers, M	0	0	5.40	1	1	0	0	0	0	1.2	5	1	1	1	0	1	0	2	0	0	.500
Hendriks, L	0	0	6.75	2	0	0	1	0	1	2.2	5	2	2	1	0	1	0	8	0	0	.385
+Luzardo, J	0	1	8.10	1	1	0	0	0	0	3.1	6	3	3	2	0	0	0	5	0	0	.375
Manaea, S	0	0	—	0	0	0	0	0	0	0.0	0	0	0	0	0	0	0	0	0	0	—
McFarland, T	0	0	—	0	0	0	0	0	0	0.0	0	0	0	0	0	0	0	0	0	0	—
Minor, M	0	0	—	0	0	0	0	0	0	0.0	0	0	0	0	0	0	0	0	0	0	—
Montas, F	1	0	4.50	1	0	0	0	0	0	2.0	2	1	1	0	0	0	0	2	0	0	.250
Petit, Y	0	0	7.71	2	0	0	0	0	0	2.1	4	2	2	0	0	0	0	2	0	0	.364
Soria, J	0	0	4.50	2	0	0	0	0	0	2.0	2	1	1	1	0	1	0	1	0	0	.286
Trivino, L	0	0	0.00	1	0	0	0	0	0	0.2	0	0	0	0	1	0	0	0	0	0	.000
Wendelken, J	0	0	0.00	2	0	0	0	0	0	3.2	1	0	0	0	0	0	0	3	0	0	.083
<b>Totals</b>	<b>2</b>	<b>1</b>	<b>3.67</b>	<b>3</b>	<b>3</b>	<b>0</b>	<b>3</b>	<b>0</b>	<b>2</b>	<b>27.0</b>	<b>31</b>	<b>11</b>	<b>11</b>	<b>5</b>	<b>1</b>	<b>6</b>	<b>0</b>	<b>29</b>	<b>1</b>	<b>0</b>	<b>.277</b>

Results and Boxscores

## 2020 AMERICAN LEAGUE DIVISION SERIES

The A's faced division rival Houston in their first neutral-site postseason series at Dodger Stadium, but lost the American League Division Series three games to one. Each team hit 12 home runs in the four-game series as the A's set franchise record for home runs hit and home runs allowed in a postseason series. The pitching staff compiled a 7.46 ERA, which was the A's highest in a postseason series of more than one game. Marcus Semien hit .533 and had a .611 on-base percentage, which set an Athletics record for highest on-base percentage in a single postseason series.

The A's took a 3-0 lead in Game 1 on a two-run home run by Khris Davis in the second inning and a solo home run by Sean Murphy in the third but would go on to lose 10-5. Oakland starter Chris Bassitt allowed three runs in the fourth and J.B. Wendelken was charged with the blown save and loss when he surrendered four unearned runs in the fifth. The A's again scored first in Game 2 on a solo home run by Davis but Sean Manaea allowed four runs in 4.1 innings in the A's 5-2 loss. Oakland's lone win came in Game 3 when they tied an Athletics postseason record with five home runs en route to a 9-7 win. The A's took a 4-2 lead into the bottom of the fifth but the Astros scored five times, including twice off Oakland starter Jesús Luzardo. Chad Pinder then hit a three-run home run in the seventh inning and added a sacrifice fly in the eighth, and Liam Hendriks closed out the game with three scoreless innings of relief for the win. For the fourth time in the series, the A's scored first in Game 4 but would go on to lose, 11-6. Ramón Laureano hit a three-run home run in the second and added a solo shot in the fifth, but Houston scored five times in the fourth off Oakland starter Frankie Montas, and twice each in the fifth, sixth and seventh innings.

### FINAL STATISTICS

PLAYER	AVG	G	AB	R	H	TB	2B	3B	HR	RBI	SH	SF	HP	BB	IBB	SO	SB	CS	DP	E	OBP	SLG
Canha, M	.200	4	15	2	3	6	0	0	1	2	0	1	0	0	0	6	0	0	0	0	.188	.400
Davis, K	.250	4	16	2	4	10	0	0	2	3	0	0	1	0	0	8	0	0	0	0	.294	.625
Grossman, R	.300	4	10	2	3	5	2	0	0	0	0	0	2	0	2	0	0	0	0	0	.417	.500
+Heim, J	—	0	0	0	0	0	0	0	0	0	0	0	0	0	0	0	0	0	0	0	—	—
Kemp, T	—	0	0	0	0	0	0	0	0	0	0	0	0	0	0	0	0	0	0	0	—	—
La Stella, T	.313	4	16	2	5	9	1	0	1	2	0	0	1	1	0	1	0	0	1	0	.389	.563
Lamb, J	.000	1	2	0	0	0	0	0	0	0	0	0	0	0	0	1	0	0	1	0	.000	.000
Laureano, R	.200	4	15	3	3	10	1	0	2	4	0	0	0	1	0	3	0	0	1	0	.250	.667
+Murphy, S	.143	4	14	1	2	5	0	0	1	2	0	1	0	0	0	3	0	0	0	1	.133	.357
Olson, M	.214	4	14	4	3	9	0	0	2	2	0	0	0	2	0	4	0	0	1	1	.313	.643
Orf, N	.000	1	0	0	0	0	0	0	0	0	0	0	0	0	0	0	0	0	0	0	.000	.000
Pinder, C	.308	4	13	2	4	11	1	0	2	5	0	1	0	2	0	4	0	0	1	0	.375	.846
Piscotty, S	.250	2	4	0	1	1	0	0	0	0	0	0	0	0	0	0	0	0	0	0	.250	.250
Semien, M	.533	4	15	4	8	11	0	0	1	2	0	0	0	3	0	0	0	0	0	1	.611	.733
<b>Totals</b>	<b>.269</b>	<b>4</b>	<b>134</b>	<b>22</b>	<b>36</b>	<b>77</b>	<b>5</b>	<b>0</b>	<b>12</b>	<b>22</b>	<b>0</b>	<b>3</b>	<b>2</b>	<b>11</b>	<b>0</b>	<b>32</b>	<b>0</b>	<b>0</b>	<b>5</b>	<b>3</b>	<b>.327</b>	<b>.575</b>

PITCHER	W	L	ERA	G	GS	CG	GF	SHO	SV	IP	H	R	ER	HR	HB	BB	IBB	SO	WP	BK	AVG
Bassitt, C	0	0	6.75	1	1	0	0	0	0	4.0	9	3	3	2	0	0	0	4	0	0	.450
Diekmann, J	0	0	6.00	3	0	0	0	0	0	3.0	3	2	2	1	1	0	0	4	0	0	.250
Fiers, M	0	0	—	0	0	0	0	0	0	0.0	0	0	0	0	0	0	0	0	0	0	—
Hendriks, L	1	0	0.00	1	0	0	1	0	0	3.0	1	0	0	0	0	0	0	4	0	0	.100
+Luzardo, J	0	0	8.31	1	1	0	0	0	0	4.1	5	4	4	2	0	2	0	2	0	0	.313
Manaea, S	0	1	8.31	1	1	0	0	0	0	4.1	5	4	4	2	0	1	0	2	0	0	.294
McFarland, T	0	0	0.00	2	0	0	2	0	0	2.0	0	0	0	0	0	1	0	2	0	0	.000
Minor, M	0	0	0.00	3	0	0	0	0	0	3.2	2	0	0	0	2	1	0	2	0	0	.182
Montas, F	0	1	12.27	1	1	0	0	0	0	3.2	7	5	5	2	0	1	0	3	0	0	.389
Petit, Y	0	0	18.00	3	0	0	0	0	0	2.0	4	4	4	1	1	1	1	2	0	0	.444
Soria, J	0	0	9.00	2	0	0	0	0	0	2.0	3	2	2	0	0	1	0	0	0	0	.333
Trivino, L	0	0	4.50	3	0	0	1	0	0	2.0	1	1	1	1	1	1	0	2	0	0	.167
+Weems, J	0	0	INF	1	0	0	0	0	0	0.0	2	2	2	0	0	1	0	0	0	0	1.000
Wendelken, J	0	1	18.00	2	0	0	0	0	0	1.0	4	6	2	1	0	1	0	1	0	0	.500
<b>Totals</b>	<b>1</b>	<b>3</b>	<b>7.46</b>	<b>4</b>	<b>4</b>	<b>0</b>	<b>4</b>	<b>0</b>	<b>0</b>	<b>35.0</b>	<b>46</b>	<b>33</b>	<b>29</b>	<b>12</b>	<b>5</b>	<b>11</b>	<b>1</b>	<b>28</b>	<b>0</b>	<b>0</b>	<b>.322</b>

### [Results and Boxscores](#)

# ATHLETICS ALL-TIME ROSTER

Since moving to Oakland in 1968, a total of 979 players have played for the A's. The all-time franchise count is 1,987.

## A

Abad, Andy..... 2001  
 Abad, Fernando..... 2014-15  
 Abbott, Glenn..... 1973-76  
 Abbott, Kurt..... 1993, 98  
 Aber, Al..... 1957  
 Abernathy, Tal..... 1942-44  
 Accardo, Jeremy..... 2012  
 Acosta, Merito..... 1918  
 Acre, Mark..... 1994-97  
 Adams, Dick..... 1947  
 Adams, Mike..... 1978  
 Adams, Willie..... 1918-19  
 Adams, Willie..... 1996-97  
 Adkins, Dick..... 1942  
 Afenir, Troy..... 1990-91  
 Aker, Jack..... 1964-68  
 Akerfelds, Darrel..... 1986  
 Alcántara, Arismendy..... 2016  
 Alcántara, Raul..... 2016-17  
 Aldrete, Mike..... 1993-95  
 Alexander, Gary..... 1978  
 Alexander, Matt..... 1975-77  
 Allen, Austin..... 2020  
 Allen, Bob..... 1919  
 Allen, Brandon..... 2011-12  
 Allen, Dick..... 1977  
 Allison, Dana..... 1991  
 Almon, Bill..... 1983-84  
 Alonso, Yonder..... 2016-17  
 Alou, Felipe..... 1970-71  
 Alou, Jesus..... 1973-74  
 Alou, Matty..... 1972  
 Alston, Dell..... 1978  
 Alusik, George..... 1962-64  
 Alvarez, R.J..... 2015  
 Aleya, Brant..... 1972  
 Ambler, Wayne..... 1937-39  
 Ancker, Walter..... 1915  
 Anderson, Brett..... 2009-13,  
 18-19  
 Anderson, Bryan..... 2014-15  
 Anderson, Dwain..... 1971-72  
 Anderson, Tanner..... 2019  
 Anderson, Walter..... 1917, 19  
 Andrews, Elbert..... 1925  
 Andrews, Mike..... 1973  
 Andujar, Joaquin..... 1986-87  
 Appier, Kevin..... 1999-00  
 Applegate, Fred..... 1904  
 Archer, Fred..... 1936-37  
 Archer, Jim..... 1961-62  
 Armas, Marcos..... 1993  
 Armas, Tony..... 1977-82  
 Armbruster, Harry..... 1906  
 Armstrong, George..... 1946  
 Armstrong, Howard..... 1911  
 Arndt, Larry..... 1989  
 Arntzen, Orie..... 1943

Arroyo, Fernando..... 1982, 86  
 Astroth, Joe..... 1945-46, 50-56  
 Atherton, Keith..... 1983-86  
 Atkins, Tommy..... 1909-10  
 Axford, John..... 2016-17  
 Azcue, Joe..... 1962-63

## B

Babe, Loren..... 1953  
 Babich, Johnny..... 1940-41  
 Babitt, Shooty..... 1981  
 Bacon, Eddie..... 1917  
 Bagwell, Bill..... 1925  
 Bahnsen, Stan..... 1975-77  
 Bailey, Andrew..... 2009-11  
 Bailey, Gene..... 1917  
 Bailey, Homer..... 2019  
 Baines, Harold..... 1990-92  
 Bair, Doug..... 1977, 86  
 Baisley, Jeff..... 2008  
 Baker, Bock..... 1901  
 Baker, Dusty..... 1985-86  
 Baker, Frank..... 1908-14  
 Baker, Neal..... 1927  
 Baker, Scott..... 1995  
 Baker, Steve..... 1982-83  
 Balfour, Grant..... 2011-13  
 Bando, Chris..... 1989  
 Bando, Sal..... 1966-76  
 Bankston, Everett..... 1915  
 Bankston, Wes..... 2008  
 Barbee, Dave..... 1926  
 Barba, Babe..... 1937-38  
 Barr, Scotty..... 1908-09  
 Barreto, Franklin..... 2017-20  
 Barrett, Bill..... 1921  
 Barrett, Dick..... 1933  
 Barry, Hardin..... 1912  
 Barry, Jack..... 1908-15  
 Barthold, John..... 1904  
 Bartley, Bill..... 1906-07  
 Bartling, Irv..... 1938  
 Barton, Daric..... 2007-14  
 Barton, Harry..... 1905  
 Bass, Norm..... 1961-63  
 Bassitt, Chris..... 2015-16, 18-20  
 Bates, Charlie..... 1927  
 Bates, Ray..... 1917  
 Bathe, Bill..... 1986  
 Batista, Tony..... 1996-97  
 Battle, Allen..... 1996  
 Batton, Chris..... 1976  
 Bauer, Hank..... 1960-61  
 Bauer, Lou..... 1918  
 Baumgartner, Stan..... 1924-26  
 Baxes, Mike..... 1956, 58  
 Baylor, Don..... 1976, 88  
 Beane, Billy..... 1989  
 Beard, Dave..... 1980-83  
 Becker, Rich..... 1999-00

Beckmann, Bill..... 1939-42  
 Belitz, Todd..... 2000  
 Bell, Kevin..... 1982  
 Bella, Zeke..... 1959  
 Bellhorn, Mark..... 1997-98,  
 00-01  
 Bender, Chief..... 1903-14  
 Benson, Vern..... 1943, 46  
 Benton, Al..... 1934-35  
 Berger, Johnny..... 1922  
 Bernazard, Tony..... 1987  
 Bernhard, Bill..... 1901-02  
 Berroa, Geronimo..... 1994-97  
 Berry, Charlie..... 1925,  
 34-36, 38  
 Berry, Claude..... 1906-07  
 Berry, Joe..... 1944-46  
 Bertoia, Reno..... 1961  
 Besse, Herman..... 1940-43, 46  
 Bettendorf, Jeff..... 1984  
 Bevan, Hal..... 1952, 55  
 Biasatti, Hank..... 1949  
 Bigbee, Lyle..... 1920  
 Billings, Bruce..... 2011  
 Binks, George..... 1947-48  
 Birtsas, Tim..... 1985-86  
 Bishop, Bill..... 1921  
 Bishop, Charlie..... 1952-55  
 Bishop, Max..... 1924-33  
 Bitker, Joe..... 1990  
 Black, Don..... 1943-45  
 Blackburn, Paul..... 2017-20  
 Blackley, Travis..... 2012  
 Blackwell, Ewell..... 1955  
 Blaeholder, George..... 1935  
 Blair, Buddy..... 1942  
 Blair, Carson..... 2015  
 Blake, Ed..... 1957  
 Blanchard, Johnny..... 1965  
 Blanco, Gil..... 1966  
 Blankenship, Lance..... 1988-93  
 Blanks, Kyle..... 2014  
 Blanton, Joe..... 2004-08  
 Blasingame, Don..... 1966  
 Blefary, Curt..... 1971-72  
 Bleich, Jeremy..... 2018  
 Blemker, Ray..... 1960  
 Blevins, Jerry..... 2007-13  
 Blowers, Mike..... 1998  
 Blue, Bert..... 1908  
 Blue, Vida..... 1969-77  
 Boak, Chet..... 1960  
 Boardman, Charlie..... 1913-14  
 Bocachica, Hiram..... 2005-07  
 Bochte, Bruce..... 1984-86  
 Bodie, Ping..... 1917  
 Boever, Joe..... 1993  
 Bogle, Warren..... 1968  
 Bohlen, Pat..... 1913  
 Boley, Joe..... 1927-32

Bollweg, Don..... 1954-55  
 Bolt, Skye..... 2019  
 Bonner, Frank..... 1902  
 Bonser, Boof..... 2010  
 Boone, Dan..... 1919  
 Boone, Ray..... 1959  
 Bordi, Rich..... 1980-81, 88  
 Bordick, Mike..... 1990-96  
 Bosetti, Rick..... 1981-82  
 Bosman, Dick..... 1975-76  
 Bostick, Henry..... 1915  
 Bournigal, Rafael..... 1996-98  
 Bourque, Pat..... 1973-74  
 Bowen, Rob..... 2007-08  
 Bowers, Cedrick..... 2010  
 Bowie, Jim..... 1994  
 Bowie, Micah..... 2002-03  
 Bowles, Charlie..... 1943, 45  
 Bowlin, Weldon..... 1967  
 Bowman, Joe..... 1932  
 Bowsfield, Ted..... 1963-64  
 Boyd, Bob..... 1961  
 Boyer, Clete..... 1955-57  
 Boyer, Cloyd..... 1955  
 Braden, Dallas..... 2007-11  
 Bradford, Bill..... 1956  
 Bradford, Chad..... 2001-04  
 Bradley, Bert..... 1983  
 Bradley, Milton..... 2006-07  
 Bradshaw, Dallas..... 1917  
 Brady, Michael..... 2017  
 Brancato, Al..... 1939-41, 45  
 Brantom, Dud..... 1927  
 Brant, Marshall..... 1983  
 Brazill, Frank..... 1921-22  
 Breckinridge, Bill..... 1929  
 Breslow, Craig..... 2009-11  
 Bressler, Rube..... 1914-16  
 Brewer, Billy..... 1997  
 Brickley, George..... 1913  
 Briggs, John..... 1960  
 Briscoe, John..... 1991-96  
 Brissie, Lou..... 1947-51  
 Brito, Tilson..... 1997  
 Broberg, Pete..... 1978  
 Brooks, Aaron..... 2015, 18-19  
 Brooks, Bobby..... 1969-72  
 Brosius, Scott..... 1991-97  
 Brouthers, Art..... 1906  
 Brown, Andrew..... 2007-08  
 Brown, Boardwalk..... 1911-14  
 Brown, Darrell..... 1982  
 Brown, Dee..... 2007  
 Brown, Emil..... 2008  
 Brown, Jeremy..... 2006  
 Brown, Jim..... 1916  
 Brown, Larry..... 1971-72  
 Brown, Norm..... 1943, 46  
 Brown, Ollie..... 1972  
 Brown, Seth..... 2020

Browne, Jerry ..... 1992-93  
Bruce, Lou ..... 1904  
Brucker, Earle ..... 1937-40, 43  
Brucker, Earle ..... 1948  
Bruggy, Frank ..... 1922-24  
Brugman, Jaycob ..... 2017  
Brumley, Mike ..... 1994  
Brunet, George ..... 1956-57,  
59-60  
Bryan, Billy ..... 1961-66  
Bryant, Derek ..... 1979  
Buchter, Ryan ..... 2018-19  
Buck, Travis ..... 2007-10  
Budaska, Mark ..... 1978, 81  
Bullock, Red ..... 1936  
Burgmeier, Tom ..... 1983-84  
Burgo, Bill ..... 1943-44  
Burke, Glenn ..... 1978-79  
Burnette, Wally ..... 1956-58  
Burns, Billy ..... 2014-16  
Burns, Dennis ..... 1923-24  
Burns, George ..... 1918-20, 29  
Burns, Joe ..... 1944-45  
Burns, Todd ..... 1988-91  
Burriss, Ray ..... 1984  
Burroughs, Jeff ..... 1982-84  
Burrows, John ..... 1943  
Burrus, Dick ..... 1919-20  
Burtschy, Moe ..... 1950-51,  
54-56  
Busch, Ed ..... 1943-45  
Buschhorn, Don ..... 1965  
Bush, Joe ..... 1912-17, 28  
Butler, Billy ..... 2015-16  
Buxton, Ralph ..... 1938  
Bynum, Freddie ..... 2005  
Byrd, Harry ..... 1950, 52-53  
Byrnes, Eric ..... 2000-05  
Byrnes, Jim ..... 1906

## C

Cabrera, Orlando ..... 2009  
Cadaret, Greg ..... 1987-89  
Cahill, Trevor ..... 2009-11, 18  
Cain, Sugar ..... 1932-35  
Calero, Kiko ..... 2005-08  
Caligiuri, Fred ..... 1941-42  
Callahan, Ben ..... 1983  
Callasop, Alberto ..... 2013-14  
Callaway, Frank ..... 1921-22  
Camacho, Ernie ..... 1980  
Cameron, Kevin ..... 2009  
Campaneris, Bert ..... 1964-76  
Campbell, Kevin ..... 1991-93  
Candiotti, Tom ..... 1998-99  
Canha, Mark ..... 2015-20  
Canseco, Jose ..... 1985-92, 97  
Canseco, Ozzie ..... 1990  
Cantrell, Guy ..... 1927  
Carey, Andy ..... 1960-61  
Carignan, Andrew ..... 2011-12  
Carr, Charlie ..... 1901  
Carrasquel, Chico ..... 1958  
Carroll, Doc ..... 1916  
Carroll, Tom ..... 1959  
Carson, Matt ..... 2009-10  
Carter, Chris ..... 2010-12

Carter, Nick ..... 1908  
Carter, Sol ..... 1931  
Carty, Rico ..... 1973, 78  
Cascarella, Joe ..... 1934-35  
Casilla, Santiago ..... 2004-09,  
17-18  
Caster, George ..... 1934-35,  
37-40  
Castiglia, Jim ..... 1942  
Castillo, Alberto ..... 2005  
Castro, Angel ..... 2015  
Castro, Luis ..... 1902  
Castro, Ramon ..... 2004  
Castro, Simon ..... 2017  
Cater, Danny ..... 1966-69  
Caudill, Bill ..... 1984, 87  
Caulfield, Jake ..... 1946  
Causey, Wayne ..... 1961-66  
Ceccarelli, Art ..... 1955-56  
Cepeda, Orlando ..... 1972  
Cerv, Bob ..... 1957-60  
Céspedes, Yoenis ..... 2012-14  
Cey, Ron ..... 1987  
Chalk, Dave ..... 1979  
Chant, Charlie ..... 1975  
Chapman, Fred ..... 1939-41  
Chapman, John ..... 1924  
Chapman, Matt ..... 2017-20  
Chapman, Sam ..... 1938-41,  
45-51  
Charles, Ed ..... 1962-67  
Chavarria, Ossie ..... 1966-67  
Chavez, Eric ..... 1998-2010  
Chavez, Jesse ..... 2012-15  
Chiti, Harry ..... 1958-60  
Chitren, Steve ..... 1990-91  
Choice, Michael ..... 2013  
Chouinard, Bobby ..... 1996  
Christenson, Ryan ..... 1998-01  
Christopher, Russ ..... 1942-47  
Cias, Darryl ..... 1983  
Cicerio, Joe ..... 1945  
Cihocki, Ed ..... 1932-33  
Cimoli, Gino ..... 1962-64  
Ciola, Lou ..... 1943  
Cipriani, Frank ..... 1961  
Cissell, Bill ..... 1937  
Clark, Allie ..... 1951-53  
Clark, Doug ..... 2006  
Clark, Jermaine ..... 2005  
Clark, Ron ..... 1971-72  
Claset, Gowell ..... 1933  
Clinton, Lou ..... 1965  
Clippard, Tyler ..... 2015  
Clyde, Tom ..... 1943  
Coakley, Andy ..... 1902-06  
Cobb, Ty ..... 1927-28  
Cochrane, Mickey ..... 1925-33  
Codiroli, Chris ..... 1982-87  
Coghlan, Chris ..... 2016  
Colangelo, Mike ..... 2002  
Colavito, Rocky ..... 1964  
Colbert, Nate ..... 1976  
Coleman, Ed ..... 1932-35  
Coleman, Joe ..... 1942,  
46-51, 53  
Coleman, Joe ..... 1977-78

Coleman, Ray ..... 1948  
Coleman, Rip ..... 1957, 59  
Collamore, Allan ..... 1911  
Collins, Dave ..... 1985  
Collins, Eddie ..... 1906-14,  
27-30  
Collins, Eddie ..... 1939, 41-42  
Collins, Jimmy ..... 1907-08  
Collins, Zip ..... 1921  
Colón, Bartolo ..... 2012-13  
Cone, Bob ..... 1915  
Conigliaro, Billy ..... 1973  
Connelly, Bill ..... 1945  
Connelly, Steve ..... 1998  
Conrad, Brooks ..... 2008  
Conroy, Bill ..... 1935-37  
Conroy, Tim ..... 1978, 82-85  
Consolo, Billy ..... 1962  
Conway, Owen ..... 1915  
Cook, Ryan ..... 2012-15  
Coombs, Bobby ..... 1923  
Coombs, Jack ..... 1906-14  
Cooper, Pat ..... 1946-47  
Corcoran, Art ..... 1915  
Corsi, Jim ..... 1988-89,  
92, 95-96  
Cosey, Ray ..... 1980  
Cotton, Jharel ..... 2016-17  
Cottrell, Ensign ..... 1913  
Coughtry, Marlan ..... 1962  
Coulombe, Daniel ..... 2015-18  
Courtney, Clint ..... 1961  
Coveleski, Stan ..... 1912  
Covington, Wes ..... 1961  
Cowgill, Collin ..... 2012  
Cox, Glenn ..... 1955-58  
Cox, Jeff ..... 1980-81  
Coyno, Toots ..... 1914  
Crabb, Roy ..... 1912  
Craddock, Walt ..... 1955-56, 58  
Craig, George ..... 1907  
Cramer, Bobby ..... 2010-11  
Cramer, Doc ..... 1929-35  
Crane, Sam ..... 1914-16  
Crawford, Willie ..... 1977  
Crimian, Jack ..... 1956  
Crisp, Coco ..... 2010-16  
Cronin, Jim ..... 1929  
Crosby, Bobby ..... 2003-09  
Cross, Lave ..... 1901-05  
Cross, Monte ..... 1902-07  
Crowell, Cap ..... 1915-16  
Crowson, Woody ..... 1945  
Cruthers, Press ..... 1913-14  
Cruz, Fausto ..... 1994-95  
Cruz, Juan ..... 2005  
Cullen, Tim ..... 1972  
Culler, Dick ..... 1936  
Cunningham, Aaron ..... 2008-09  
Cunningham, Mike ..... 1906  
Curry, Jim ..... 1909  
Cust, Jack ..... 2007-10

## D

D'Acquisto, John ..... 1982  
Daley, Bud ..... 1958-61  
Daley, Pete ..... 1960

Daley, Tom ..... 1913-14  
Daly, Bert ..... 1903  
Damon, Johnny ..... 2001  
Damrau, Harry ..... 1915  
Daney, Art ..... 1928  
Danforth, Dave ..... 1911-12  
Danner, Buck ..... 1915  
Darling, Ron ..... 1991-95  
Davalillo, Vic ..... 1973-74  
DaVanon, Jeff ..... 2007  
Davidson, Claude ..... 1918  
Davies, Chick ..... 1914-15  
Davis, Bob ..... 1958, 60  
Davis, Bud ..... 1915  
Davis, Crash ..... 1940-42  
Davis, Harry ..... 1901-11, 13-17  
Davis, Ike ..... 2015  
Davis, Khristi ..... 2016-20  
Davis, Mike ..... 1980-87  
Davis, Rajai ..... 2008-10, 17  
Davis, Storm ..... 1987-89, 93  
Davis, Tod ..... 1949, 51  
Davis, Tommy ..... 1970-71  
Dawley, Bill ..... 1989  
Dean, Chubby ..... 1936-41  
Decker, Jaff ..... 2017  
DeJesus, David ..... 2011  
Del Greco, Bobby ..... 1961-63  
De Los Santos, Fautino .....  
2011-12  
Delsing, Jim ..... 1960  
DeMaestri, Joe ..... 1953-59  
DeMars, Billy ..... 1948  
Denorfia, Chris ..... 2008-09  
Derrick, Claud ..... 1910-12  
Derry, Russ ..... 1946  
Desautels, Gene ..... 1946  
DeShong, Jimmie ..... 1932  
Detwiler, Ross ..... 2016  
Devine, Joey ..... 2008, 11  
Dickson, Jim ..... 1965-66  
Dickson, Murry ..... 1958-59  
Diekmann, Jake ..... 2019-20  
Dietrich, Bill ..... 1933-36, 47-48  
Dillinger, Bob ..... 1950  
Dilone, Miguel ..... 1978-79  
DiNardo, Lenny ..... 2007-08  
Ditmar, Art ..... 1954-56, 61-62  
Divis, Moxie ..... 1916  
Dixon, Sonny ..... 1954-55  
Dobson, Chuck ..... 1966-71, 73  
Dolan, Joe ..... 1901  
Donahue, Pat ..... 1910  
Donaldson, John ..... 1966-70,  
74  
Donaldson, Josh ..... 2010, 12-14  
Doalittle, Sean ..... 2012-17  
Dotel, Octavio ..... 2004-05  
Doubront, Felix ..... 2015  
Dougherty, Jim ..... 1998  
Dowd, Snooks ..... 1919  
Downing, Al ..... 1970  
Downs, Kelly ..... 1992-93  
Doyle, Brian ..... 1981  
Doyle, Carl ..... 1935-36  
Dozier, Tom ..... 1986  
Drabowsky, Moe ..... 1962-65

Drake, Larry.....	1945	Fairbank, Jim.....	1903-04	<b>G</b>	Green, Joe.....	1924	
Dressendorfer, Kirk.....	1991	Fairly, Ron.....	1976	Galan, Augie.....	1949	Gregerson, Luke.....	2014
Drew, Stephen.....	2012	Falkenberg, Cy.....	1917	Gallagher, Sean.....	2008-09	Gregg, Vean.....	1918
Driscoll, Jim.....	1970	Familia, Jeurys.....	2018	Gallego, Mike.....	1985-91, 95	Grevel, Bill.....	1919
Driscoll, Michael.....	1916	Fanovich, Frank.....	1953	Galloway, Chick.....	1919-27	Grieve, Ben.....	1997-00
Drumright, Keith.....	1981	Farmer, Ed.....	1983	Ganley, Bob.....	1909	Griffeth, Lee.....	1946
Duchscherer, Justin... 2003-08,	10	Fasano, Sal.....	2000-01	Gant, Ron.....	2001, 03	Griffin, A.J.....	2012-13
Duckworth, Jim.....	1966	Fazio, Ernie.....	1966	Gantenbein, Joe.....	1939-40	Griffin, Alfredo.....	1985-87
Dugan, Joe.....	1917-21	Fermin, Ramon.....	1995	Garbark, Bob.....	1944	Griffin, Ivy.....	1919-21
Duggleby, Bill.....	1902	Fernandez, Frank.....	1970-71	Garciparra, Nomar.....	2009	Griffin, Pug.....	1917
Duliba, Bob.....	1967	Ferrazzi, Bill.....	1935	Gardner, Larry.....	1918	Grilli, Guido.....	1966
Dull, Ryan.....	2015-19	Ferrick, Tom.....	1941	Gardner, Rob.....	1971, 73	Grim, Bob.....	1958-59, 62
Duncan, Dave.....	1964, 67-72	Fetters, Mike.....	1998	Garneau, Dustin.....	2017, 19	Grimes, Oscar.....	1946
Duncan, Taylor.....	1978	Fetzer, Willy.....	1906	Garner, Phil.....	1973-76	Grimm, Charlie.....	1916
Dunn, Adam.....	2014	Fiers, Mike.....	2018-20	Garrett, Adrian.....	1971-72	Groh, Lew.....	1919
Dunning, Steve.....	1977	Figueroa, Ed.....	1981	Garrison, Ford.....	1944-46	Groom, Buddy.....	1996-99
Durazo, Erubiel.....	2003-05	Figueroa, Pedro.....	2012-13	Garrison, Webster.....	1996	Gross, Gabe.....	2010
Duren, Ryne.....	1957	Fikac, Jeremy.....	2003	Garver, Ned.....	1957-60	Gross, Wayne.....	1976-83, 86
Durham, Ray.....	2002	Files, Eddie.....	1908	Gassaway, Charlie.....	1945	Grossman, Robbie.....	2019-20
Duser, Carl.....	1956, 58	Fillingim, Dana.....	1915	Gates, Brent.....	1993-96	Groth, Johnny.....	1956-57
Dye, Jermaine.....	2001-04	Fingers, Rollie.....	1968-76	Gaudin, Chad.....	2006-08, 10	Grove, Lefty.....	1925-33
Dyert, Jimmy.....	1905-10	Finigan, Jim.....	1954-56	Gautreau, Doc.....	1925	Grover, Roy.....	1916-17, 19
Dykes, Jimmie.....	1918-32	Fink, Herman.....	1935-37	Gearrin, Cory.....	2018	Grunwald, Al.....	1959
<b>E</b>		Finney, Lou.....	1931, 33-39	Geary, Bob.....	1918-19	Grzenda, Joe.....	1964, 66
Earnshaw, George.....	1928-33	Fiorentino, Jeff.....	2008	Geier, Phil.....	1901	Guerra, Mike.....	1947-50
Easterling, Paul.....	1938	Fischer, Bill.....	1961-63	Gentile, Jim.....	1964-65	Guerrero, Mario.....	1978-80
Eaves, Vallie.....	1935	Flater, Jack.....	1908	Gentry, Craig.....	2014-15	Guillen, Jose.....	2003
Eccles, Harry.....	1915	Fletcher, Paul.....	1996	George, Alex.....	1955	Guintini, Ben.....	1950
Eckersley, Dennis.....	1987-95	Flick, Elmer.....	1902	George, Greek.....	1945	Gumpert, Randy.....	1936-38
Eckert, Charlie.....	1919-20, 22	Flick, Lew.....	1943-44	Gerkin, Steve.....	1945	Guthrie, Mark.....	2001
Eddy, Chris.....	1995	Floh, Mort.....	1934	German, Esteban.....	2002-04	Guzman, Johnny.....	1991-92
Edgerton, Bill.....	1966-67	Flores, Jesse.....	1943-47	Giambi, Jason.....	1995-01, 09	<b>H</b>	
Edwards, Doc.....	1963-65	Flores, Jose.....	2002	Giambi, Jeremy.....	2000-02	Haas, Bruno.....	1915
Edwards, Mike.....	1978-80	Flores, Ron.....	2005-07	Gibson, Charlie.....	1924	Haas, Moose.....	1986-87
Edwards, Mike.....	2003	Flythe, Stu.....	1936	Giebel, Joe.....	1913	Haas, Mule.....	1928-32, 38
Edwards, Ralph.....	1915	Foiles, Hank.....	1960	Giel, Paul.....	1961	Hadley, Bump.....	1941
Egan, Ben.....	1908, 12	Font, Wilmer.....	2018	Giese, Dan.....	2009	Hadley, Kent.....	1958-59
Ehmke, Howard.....	1926-30	Fosse, Ray.....	1973-75	Giggie, Bob.....	1960, 62	Haefner, Bill.....	1915
Eibner, Brett.....	2016	Foulke, Keith.....	2003, 08	Ginsberg, Joe.....	1956	Hahn, Jesse.....	2015-17
Elliott, Randy.....	1980	Fowler, Dick.....	1941-42, 45-52	Ginter, Keith.....	2005	Hairston, Scott.....	2009
Ellis, Dock.....	1977	Fowler, Dustin.....	2018	Giordano, Tommy.....	1953	Halama, John.....	2003
Ellis, Mark.....	2002-03, 05-11	Fox, Eric.....	1992-94	Giusti, Dave.....	1977	Hale, Sammy.....	1923-29
Ely, Bones.....	1901	Fox, Jack.....	1908	Glass, Tom.....	1925	Haley, Ray.....	1916-17
Embree, Alan.....	2007-08	Fox, Jake.....	2010	Glynn, Ryan.....	2005	Hall, Dick.....	1960
Emerson, Chester.....	1911-12	Fox, Nellie.....	1947-49	Godfrey, Graham.....	2011-12	Hall, Irv.....	1943-46
Engle, Charlie.....	1925-26	Foxx, Jimmie.....	1925-35	Gomes, Jonny.....	2012, 14	Halsey, Brad.....	2006
Epps, Hal.....	1944	Francis, Jeff.....	2014	Gonzalez, Carlos.....	2008	Hamilton, Dave.....	1972-75, 79-80
Epstein, Mike.....	1971-72	Francona, Tito.....	1969-70	Gonzalez, Edgar.....	2009	Hamilton, Tom.....	1952-53
Eschen, Larry.....	1942	Franks, Herman.....	1947-48	Gonzalez, Gio.....	2008-11	Hamlin, Ken.....	1960
Esposito, Sammy.....	1963	Fraser, Chick.....	1901	Gonzalez, Orlando.....	1980	Hamlin, Luke.....	1944
Essegian, Chuck.....	1961, 63	Freeman, Harvey.....	1921	Gooch, Lee.....	1917	Hammel, Jason.....	2014
Essian, Jim.....	1978-80, 84	Freeman, Mark.....	1959	Goodwin, Danny.....	1982	Hammond, Chris.....	2004
Estalella, Bobby.... 1943-45, 49		Freiman, Nate.....	2013-14	Gorman, Tom.....	1955-59	Hamner, Granny.....	1962
Estrada, Marco.....	2019	Freitas, Tony.....	1932-33	Gosger, Jim.....	1966-68	Hancken, Buddy.....	1940
Etherton, Seth.....	2005	French, Pat.....	1917	Gossage, Rich.....	1992-93	Hancock, Garry.....	1983-84
Etten, Nick.....	1938-39	French, Walter.....	1923, 25-29	Gossett, Daniel.....	2017-18	Handley, Gene.....	1946-47
Eveland, Dana.....	2008-09	Fricano, Marion.....	1952-55	Grabowski, Billy.....	1975	Handrahan, Vern.....	1964, 66
Everidge, Tommy.....	2009	Fritz, Charlie.....	1907	Grabowski, Jason.....	2002-03	Haney, Larry... 1969-70, 72-76	
Ewoldt, Art.....	1919	Fritz, Harry.....	1913	Graff, Milt.....	1957-58	Hankins, Jay.....	1961, 63
<b>F</b>		Fuentes, Brian.....	2011-12	Grant, Mudcat.....	1970-71	Hanna, Preston.....	1982
Fagan, Everett.....	1943, 46	Fuentes, Tito.....	1978	Graveman, Kendall....	2015-18	Hannahan, Jack.....	2007-09
Fahey, Frank.....	1918	Fuhrman, Ollie.....	1922	Gray, Dolly.....	1924-27	Hannifin, Jack.....	1906
Fahey, Howard.....	1912	Fuld, Sam.....	2014-15	Gray, Jeff.....	2008-09	Harang, Aaron.....	2002-03
Fain, Ferris.....	1947-52	Fulghum, Dot.....	1921	Gray, Johnny.....	1954-55	Harden, Rich.....	2003-08, 11
		Fultz, Dave.....	1901-02	Gray, Sonny.....	2013-17	Haren, Dan.....	2005-07
		Furmaniak, J.J.....	2007	Green, Dick.....	1963-74		
		Fyhrie, Mike.....	2001-02	Green, Grant.....	2013		

Harikkala, Tim.....	2005	Higgins, Pinky.....	1930, 33-36	Jackson, Joe.....	1908-09	Kaprielian, James.....	2020
Harkey, Mike.....	1995	High, Charlie.....	1919-20	Jackson, Reggie.....	1967-75, 87	Karros, Eric.....	2004
Harper, Brian.....	1987, 95	Hiljus, Erik.....	2001-02	Jacobs, Spook.....	1954-56	Karsay, Steve.....	1993-94, 97, 06
Harper, Jack.....	1915	Hill, Dave.....	1957	Jacobson, Baby Doll.....	1927	Kazmir, Scott.....	2014-15
Harper, Tommy.....	1975	Hill, Donnie.....	1983-86	Jacoby, Brook.....	1991	Kearney, Bob.....	1981-83
Harrell, Slim.....	1912	Hill, Jesse.....	1937	Jaha, John.....	1999-01	Kearns, Teddy.....	1920
Harrelson, Ken.....	1963-67	Hill, Red.....	1917	James, Justin.....	2010	Keefe, Dave.....	1917, 19-21
Harrington, Bill.....	1953, 55-56	Hill, Rich.....	2016	Jamieson, Charlie.....	1917-18	Keegan, Ed.....	1961
Harris, Bob.....	1942	Hillegas, Shawn.....	1992-93	Jarvis, Kevin.....	1999	Keen, Vic.....	1918
Harris, Bubba.....	1948-49, 51	Hilley, Ed.....	1903	Jaso, John.....	2013-14	Keesey, Jim.....	1925, 30
Harris, Lum.....	1941-44, 46	Hinch, A.J.....	1998-00	Javier, Stan.....	1986-90, 94-95	Keisler, Randy.....	2006
Harris, Reggie.....	1990-91	Hitchcock, Billy.....	1950-52	Jefferies, Daulton.....	2020	Kell, George.....	1943-46
Harris, Spencer.....	1930	Hoffman, Danny.....	1903-06	Jenkins, Tom.....	1926	Kell, Skeeter.....	1952
Harriss, Tom.....	1965	Hogan, Willie.....	1911	Jennings, Doug.....	1988-91	Kellett, Al.....	1923
Harriss, Slim.....	1920-26	Holborow, Wally.....	1948	Jennings, Robin.....	2001	Kelley, Harry.....	1936-38
Hartsel, Topsy.....	1902-11	Holliday, Matt.....	2009	Jensen, Willie.....	1914	Kelley, Shawn.....	2018
Harville, Chad.....	1999, 01, 03-04	Holmes, Chick.....	1918	Jimenez, D'Angelo.....	2006	Kellner, Alex.....	1948-58
Hassey, Ron.....	1988-90	Holmes, Jim.....	1906	Jimenez, Manny.....	1962-64, 66	Kellner, Walt.....	1952-53
Hassler, Joe.....	1928-29	Holt, Jim.....	1974-76	Jimenez, Miguel.....	1993-94	Kellogg, Al.....	1908
Hasson, Gene.....	1937-38	Holt, Red.....	1925	John, Tommy.....	1985	Kelly, Bill.....	1920
Hasty, Bob.....	1919-24	Holtz, Mike.....	2002	Johns, Doug.....	1995-96	Kelly, Ren.....	1923
Hatcher, Chris.....	2017-18	Holtzman, Ken.....	1972-75	Johnson, Bill.....	1916-17	Kemp, Tony.....	2020
Hatteberg, Scott.....	2002-05	Holzemer, Mark.....	1998	Johnson, Bob.....	1933-42	Kendall, Jason.....	2005-07
Haught, Gary.....	1997	Honeycutt, Rick.....	1987-93, 95	Johnson, Bob.....	1960, 69-70	Kenna, Ed.....	1902
Hauser, Joe.....	1922-24, 26, 28	Hooks, Alex.....	1935	Johnson, Cliff.....	1981-82	Kennedy, Adam.....	2009
Hausmann, Clem.....	1949	Hooper, Bob.....	1950-52	Johnson, Dan.....	2005-08	Kennedy, Joe.....	2005-07
Hawkins, Andy.....	1991	Hooten, Leon.....	1974	Johnson, Dane.....	1997	Keough, Joe.....	1968
Hayden, Jack.....	1901	Hope, Sam.....	1907	Johnson, Deron.....	1961-62, 73-74	Keough, Matt.....	1977-83
Hayes, Frankie.....	1933-34, 36-42, 44-45	Hopkins, Don.....	1975-76	Johnson, Hank.....	1936	Keriazakos, Gus.....	1955
Haynes, Jimmy.....	1997-99	Horlen, Joe.....	1972	Johnson, Hank.....	1936	Kern, Bill.....	1962
Healy, Ryon.....	2016-17	Horsman, Vince.....	1992-94	Johnson, Jim.....	2014	Ketchum, Fred.....	1901
Healy, Thomas.....	1915-16	Horton, Willie.....	1978	Johnson, Jim.....	2014	Ketchum, Gus.....	1922
Heath, Mike.....	1979-85	Hosley, Tim.....	1973-74, 76-78, 81	Johnson, Jing.....	1916-17, 19, 27-28	Kiefer, Steve.....	1984-85
Heaverlo, Dave.....	1978-79, 81	Host, Gene.....	1957	Johnson, John Henry.....	1978-79	Kiehefer, Dean.....	2018
Heffner, Don.....	1943	Houck, Byron.....	1912-14	Johnson, Ken.....	1958-61	Kielty, Bobby.....	2004-07
Hegan, Mike.....	1971-73	House, Frank.....	1958-59	Johnson, Mark.....	2003	Kiely, Leo.....	1960
Heim, Jonah.....	2020	Houser, Ben.....	1910	Johnson, Paul.....	1920-21	Kilby, Brad.....	2009-10
Heimach, Fred.....	1920-26	Hovley, Steve.....	1970-71	Johnson, Paul.....	1920-21	Kilkenny, Mike.....	1972-72
Heim Mueller, Gorman.....	1983-84	Howard, Steve.....	1990	Johnson, Rankin.....	1941	Killeen, Evans.....	1959
Heitmuller, Heinie.....	1909-10	Howell, Jay.....	1985-87	Johnson, Roy.....	1918	King, Lee.....	1916
Held, Woodie.....	1957-58	Howitt, Dann.....	1989-92	Johnson, Stan.....	1961	Kingery, Mike.....	1992
Helfand, Eric.....	1993-95	Howler, Jay.....	1985-87	Johnson, Walt.....	1917	Kingman, Brian.....	1979-82
Hemond, Scott.....	1989-94	Hoyte, Tex.....	1952	Johnston, Doc.....	1922	Kingman, Dave.....	1984-86
Henderson, Dave.....	1988-93	Hoyt, Waite.....	1931	Johnstone, Jay.....	1973	Kinney, Dennis.....	1982
Henderson, Rickey.....	1979-84, 89-95, 98	Hubbard, Glenn.....	1988-89	Johnstone, John.....	1997	Kinney, Walt.....	1919-20, 23
Henderson, Steve.....	1985-87	Huckleberry, Earl.....	1935	Jones, Doug.....	1999-00	Kircher, Mike.....	1919
Hendrick, George.....	1971-72	Hudgens, Dave.....	1983-83	Jones, Gordon.....	1962	Kirk, Bill.....	1961
Hendriks, Liam.....	2016-20	Hudson, Tim.....	1999-04	Jones, Jeff.....	1980-84	Kirk, Tom.....	1947
Henley, Weldon.....	1903-05	Hughes, Luke.....	2012	Jones, John.....	1923, 32	Kish, Ernie.....	1945
Herbert, Ray.....	1955, 58-61	Hulvey, Hank.....	1923	Jones, Marcus.....	2000	Klein, Lou.....	1951
Heredia, Gil.....	1998-01	Hundley, Nick.....	2019	Joost, Eddie.....	1947-54	Kliemann, Ed.....	1950
Hermida, Jeremy.....	2010	Hunter, Billy.....	1957-58	Jorgensen, Mike.....	1977	Klimchuck, Lou.....	1958-61
Hernandez, Fernando.....	2008	Hunter, Catfish.....	1965-74	Jose, Felix.....	1988-90	Klimkowski, Ron.....	1971
Hernandez, Ramon.....	1999-03	Husta, Carl.....	1925	Joseph, Corban.....	2019	Kline, Bob.....	1934
Herrera, Jose.....	1995-96	Husting, Bert.....	1902	Joseph, Rick.....	1964	Klink, Joe.....	1990-91
Herriage, Troy.....	1956	Huston, Warren.....	1937	Joyce, Bob.....	1939	Klutts, Mickey.....	1979-82
Herrmann, Chris.....	2019	<b>I</b>		Joyce, Dick.....	1965	Knerr, Lou.....	1945-46
Hershberger, Mike.....	1965-69	Inge, Brandon.....	2012	Joyce, Matt.....	2017-18	Knickerbocker, Austin.....	1947
Herzog, Whitey.....	1958-60	Irvinghausen, Jason.....	1999-01	Jurak, Ed.....	1988	Knickerbocker, Bill.....	1942
Hesselbacher, George.....	1916	Iwamura, Aki.....	2010	Justice, David.....	2002	Knight, John.....	1905-07
Heusser, Ed.....	1940	<b>J</b>		<b>K</b>		Knott, Jack.....	1941-42, 46
Heving, Johnnie.....	1931-32	Jablonski, Ray.....	1959-60	Ka'aihue, Kila.....	2012	Knowles, Darold.....	1971-74
Hickman, Jesse.....	1965-66	Jackson, Conor.....	2010-11	Kaiser, Jeff.....	1985	Knowlson, Tom.....	1915
Hicks, Brandon.....	2012	Jackson, Edwin.....	2018	Kalahan, John.....	1903	Knowlton, Bill.....	1920
				Kalfass, Bill.....	1937	Koch, Billy.....	2002
						Kolloway, Don.....	1953
						Komine, Shane.....	2006-07

Komminsk, Brad.....	1991	LeBourveau, Bevo .....	1929	Mackenzie, Gordon .....	1961	McConnell, Sam .....	1915
Konopka, Bruce .....	1942-43, 46	Lehner, Paul .....	1950-51	Mackiewicz, Felix.....	1941-43	McCosky, Barney .....	1946-48,
Koonce, Graham .....	2003	Lehr, Justin .....	2004	Mackinson, John .....	1953	50-51	
Kopf, Larry .....	1914-15	Leiper, Dave .....	1984, 86-87,	Madjeski, Ed .....	1932-34	McCovey, Willie .....	1976
Kopp, Merlin .....	1918-19	94-95		Madson, Ryan .....	2016-17	McCoy, Benny .....	1940-41
Kotsay, Mark .....	2004-07	Leitner, Dummy .....	1901	Magadan, Dave .....	1997-98	McCraab, Les .....	1939-42, 50
Kottaras, George.....	2012	LeMaster, Johnnie .....	1987	Maggert, Harl .....	1912	McCue, Frank .....	1922
Kouzmanoff, Kevin .....	2010-11	Lennon, Patrick .....	1997	Magnante, Mike .....	2000-02	McDermott, Mickey .....	1957,
Krause, Harry .....	1908-12	Lennox, Ed .....	1906	Magnuson, Trystan .....	2011	61	
Krausse, Lew .....	1931-32	Leon, Arnold .....	2015	Mahaffey, Roy .....	1930-35	McDevitt, Danny.....	1962
Krausse, Lew .....	1961, 64-69	Leonard, Elmer .....	1911	Mahay, Ron .....	1999-00	McDonald, Hank.....	1931, 33
Kravitz, Danny .....	1960	Leovich, John .....	1941	Mahon, Al .....	1930	McDonald, Jason.....	1997-99
Kreivich, Mike .....	1942	Leshner, Brian .....	1996-98	Mailho, Emil .....	1936	McElwee, T.J. ....	1916
Kretlow, Lou .....	1956	Lester, Jon .....	2014	Mains, Jim .....	1943	McFarland, Lee .....	2020
Krueger, Bill .....	1983-87	Lewis, Allan .....	1967-70, 72-73	Majeski, Hank .....	1946-49,	McGee, Willie .....	1990
Kryhoski, Dick .....	1955	Lewis, Colby .....	2007	51-52	McGeehan, Conny .....	1903	
Kubiak, Ted .....	1967-69, 72-75	Lewis, Darren .....	1990	Mallonee, Ben .....	1921	McGhee, Bill .....	1944-45
Kubinski, Tim .....	1997, 99	Lewis, Richie .....	1997	Mallory, Sheldon .....	1977	McGhee, Ed .....	1953-54
Kucab, Johnny .....	1950-52	Lidle, Cory .....	2001-02	Malone, Lew .....	1915-16	McGillen, John .....	1944
Kucks, Johnny .....	1959-60	Lieber, Dutch .....	1935-36	Manaea, Sean .....	2016-20	McGowan, Beauty .....	1922-23
Kuczynski, Bert .....	1943	Liebhardt, Glenn .....	1930	Mangual, Angel .....	1971-76	McGwire, Mark .....	1986-97
Kull, John .....	1909	Lillard, Bill .....	1939-40	Manrique, Fred .....	1991	McInnis, Stuffy .....	1909-17
Kume, Mike .....	1955	Lilly, Ted .....	2002-03	Manush, Frank .....	1908	McIntyre, Matty .....	1901
Kunkel, Bill .....	1961-62	Limmer, Lou .....	1951, 54	Marchildon, Phil .....	1940-42,	McKay, Cody .....	2002
Kutyna, Marty .....	1959-60	Lindblad, Paul .....	1965-71,	45-49	McKay, Dave .....	1980-82	
		73-76		Marcum, Johnny .....	1933-35	McKeithan, Tim .....	1932-34
<b>L</b>		Lindblom, Josh .....	2014	Maris, Roger .....	1958-59	McKinney, Bob .....	1901
Laabs, Chet .....	1947	Lindemann, Bob .....	1901	Markland, Gene .....	1950	McKinney, Rich .....	1973-75, 77
Lacey, Bob .....	1977-80	Lindstrom, Axel .....	1916	Marquez, Gonzalo .....	1972-73	McLain, Denny .....	1972
Lachemann, Marcel .....	1969-71	Lintz, Larry .....	1976-77	Marshall, Jay .....	2007, 09	McLaughlin, Bo .....	1981-82
Lachemann, Rene .....	1965-66,	Lisenbee, Hod .....	1936	Martin, Billy .....	1957	McLaughlin, Pat .....	1940
68		Littrell, Jack .....	1952, 54-55	Martin, Cody .....	2015	McLemore, Mark .....	2004
Ladendorf, Tyler .....	2015-16	Livingston, Paddy .....	1909-11	Martin, Doc .....	1908, 11-12	McMahan, Jack .....	1956
Lagger, Ed .....	1934	Loaiza, Esteban .....	2006-07	Martin, Morrie .....	1951-54	McManus, Jim .....	1960
Lajoie, Nap .....	1901-02, 15-16	Lochhead, Harry .....	1901	Martin, Pat .....	1919-20	McMichael, Greg .....	1999
Lamar, Bill .....	1924-27	Locker, Bob .....	1970-72	Martinez, Hector .....	1962-63	McMillon, Billy .....	2001, 03-04
Lambo, Andrew .....	2016	Lockwood, Skip .....	1965	Martinez, Marty .....	1972	McMullen, Ken .....	1976
LaMarre, Ryan .....	2017	Loggiani, Dario .....	1938-40	Martinez, Ted .....	1975	McNair, Eric .....	1929-35, 42
Lamb, Jake .....	2020	Long, Lep .....	1911	Martini, Nick .....	2018-19	McNamara, Bob .....	1939
Lamp, Dennis .....	1987	Long, Terrence .....	2000-03	Martini, Wedo .....	1935	McNealy, Rusty .....	1983
Landis, Bill .....	1963	Loos, Pete .....	1901	Martyn, Bob .....	1957-59	McNulty, Bill .....	1969, 72
Landis, Jim .....	1965	Lopes, Davey .....	1982-84	Mashore, Damon .....	1996-97	McPherson, John .....	1901
Langerhans, Ryan .....	2007	Lopez, Hector .....	1955-59	Masters, Walt .....	1939	McQuain, Jerry .....	1934
Langford, Rick .....	1977-86	Lord, Bris .....	1905-07, 10-12	Matarazzo, Len .....	1952	McQuinn, George .....	1946
Lanning, Red .....	1916	Lorraine, Andrew .....	1997	Mathes, Joe .....	1912	Mecir, Jim .....	2000-04
Lansford, Carney .....	1983-92	Lovrich, Pete .....	1963	Mathews, Nelson .....	1964-65	Medich, Doc .....	1977
Lapp, Jack .....	1908-15	Lovullo, Torey .....	1996	Mathews, T.J. ....	1997-01	Meehan, Bill .....	1915
Larish, Jeff .....	2010	Lowrie, Jed .....	2013-14, 16-18	Matos, Francisco .....	1994	Meeker, Roy .....	1923-24
Larkin, Ed .....	1909	Lowry, Sam .....	1942-43	Matsui, Hideki .....	2011	Melhuse, Adam .....	2003-07
Larsen, Don .....	1960-61	Luby, Hal .....	1936	Matthews, Wid .....	1923	Melillo, Kevin .....	2007
LaRoche, Andy .....	2011	Lucas, Josh .....	2018	Mattox, Cloy .....	1929	Mellana, Joe .....	1927
LaRussa, Tony .....	1963, 68-71	Lucroy, Jonathan .....	2018	Matuzak, Harry .....	1934, 36	Meloan, John .....	2009
Lasorda, Tommy .....	1956	Ludwick, Eric .....	1997	Mauro, Carmen .....	1953	Melton, Dave .....	1956, 58
LaStella, Tommy .....	2020	Lugo, Ruddy .....	2007	Maxvill, Dal .....	1972-75	Menecchino, Frank .....	1999-04
Lau, Charlie .....	1963-64	Lumpe, Jerry .....	1959-63	Maxwell, Bert .....	1908	Mengden, Daniel .....	2016-20
Lauder, Billy .....	1901	Luzardo, Jesús .....	2019-20	Maxwell, Bruce .....	2016-18	Mercado, Orlando .....	1988
Laureano, Ramón .....	2018-20	Lydy, Scott .....	1993	Mayne, Brent .....	1997	Mercedes, Henry .....	1992-93
Lauzerique, George .....	1967-69	Lysander, Rick .....	1980	Mayo, Eddie .....	1943	Metro, Charlie .....	1944-45
Lavan, Doc .....	1913			Mazzaro, Vin .....	2009-10	Metzler, Alex .....	1926
Lavernway, Ryan .....	2017	<b>M</b>		McAvoy, Wickey .....	1913-15,	Meyer, Billy .....	1916-17
Lavelle, Gary .....	1987	Maas, Duke .....	1958	17-19	Meyer, Bob .....	1964	
Law, Vance .....	1991	Mabry, John .....	2002	McBride, Matt .....	2016	Meyer, Dan .....	1982-85
Lawrie, Brett .....	2015	Macfarlane, Mike .....	1998-99	McCahan, Bill .....	1946-49	Meyer, Dan .....	2007-08
Lawry, Otis .....	1916-17	Machin, Vimal .....	2020	McCann, Emmett .....	1920-21	Meyer, Russ .....	1959
Laxton, Brett .....	1999	Mack, Earle .....	1910-11, 14	McCarthy, Brandon .....	2011-12	Meyer, Scott .....	1978
Leahy, Tom .....	1901	Mack, Shane .....	1998	McCarty, David .....	2003	Michaels, Cass .....	1952-53
Leary, Fred .....	1915	Mackenzie, Eric .....	1955	McCatty, Steve .....	1977-85	Miles, Carl .....	1940

Miles, Dee ..... 1939-42  
 Miller, Bing ..... 1922-26, 28-34  
 Miller, Damian ..... 2004  
 Miller, Jai ..... 2011  
 Miller, Jim ..... 2012  
 Miller, Rudy ..... 1929  
 Milligan, Billy ..... 1901  
 Mills, Bill ..... 1944  
 Mills, Brad ..... 2014-15  
 Milone, Tommy ..... 2012-14  
 Mincher, Don ..... 1970-72  
 Miner, Ray ..... 1921  
 Minetto, Craig ..... 1978-81  
 Minor, Mike ..... 2020  
 Mitchell, Craig ..... 1975-77  
 Mitchell, Fred ..... 1902  
 Mitchell, Kevin ..... 1998  
 Mitchell, Paul ..... 1976-77  
 Mitterling, Ralph ..... 1916  
 Mohler, Mike ..... 1993-98  
 Molina, Izzy ..... 1996-98  
 Moll, Sam ..... 2017  
 Monahan, Rinty ..... 1953  
 Monday, Rick ..... 1966-71  
 Montas, Frankie ..... 2017-20  
 Monteagudo, Aurelio ..... 1963-66  
 Montgomery, Steve ..... 1996-97  
 Montz, Luke ..... 2013  
 Mooneyham, Bill ..... 1986  
 Moore, Ferdie ..... 1914  
 Moore, Jimmy ..... 1930-31  
 Moore, Kelvin ..... 1981-83  
 Moore, Kerwin ..... 1996  
 Moore, Mike ..... 1989-92  
 Moore, Roy ..... 1920-22  
 Morales, Jose ..... 1973  
 Morales, Kendrys ..... 2019  
 Moran, Herbie ..... 1908  
 Morey, Dave ..... 1913  
 Morgan, Cy ..... 1909-12  
 Morgan, Joe ..... 1959  
 Morgan, Joe ..... 1984  
 Morgan, Mike ..... 1978-79  
 Morgan, Tom ..... 1957  
 Morris, Doyt ..... 1937  
 Morrisette, Bill ..... 1915-16  
 Morse, Bud ..... 1929  
 Mortensen, Clayton ..... 2009-10  
 Moscoso, Guillermo ..... 2011  
 Moses, Wally ..... 1935-41, 49-51  
 Moss, Brandon ..... 2012-14  
 Moss, Charlie ..... 1934-36  
 Mossi, Don ..... 1965  
 Mujica, Edward ..... 2015  
 Mulder, Mark ..... 2000-04  
 Mullin, Jim ..... 1904  
 Munch, Jake ..... 1918  
 Muncy, Max ..... 2015-16  
 Munoz, Pedro ..... 1996  
 Munson, Eric ..... 2009  
 Mura, Steve ..... 1985  
 Murphy, Danny ..... 1902-13  
 Murphy, Donnie ..... 2007-08  
 Murphy, Dwayne ..... 1978-87  
 Murphy, Eddie ..... 1912-15

Murphy, Mike ..... 1916  
 Murphy, Morgan ..... 1901  
 Murphy, Sean ..... 2019-20  
 Murray, Joe ..... 1950  
 Murray, Larry ..... 1977-79  
 Murray, Ray ..... 1951-53  
 Murray, Matt ..... 2008  
 Myatt, Glenn ..... 1920-21  
 Myers, Elmer ..... 1915-18  
 Myers, Greg ..... 2001-02  
 Myers, Joseph ..... 1905

**N**

Nabors, Jack ..... 1915-17  
 Nagel, Bill ..... 1939  
 Naktanis, Pete ..... 1936  
 Nash, Jim ..... 1966-69  
 Naylor, Rollie ..... 1917, 19-24  
 Neal, Zach ..... 2016-17  
 Neel, Troy ..... 1992-94  
 Neill, Mike ..... 1998  
 Nelson, Gene ..... 1987-92  
 Nelson, Lynn ..... 1937-39  
 Nelson, Rob ..... 1986-87  
 Neshek, Pat ..... 2012-13  
 Nettles, Jim ..... 1981  
 Neu, Mike ..... 2003  
 Neuse, Sheldon ..... 2019  
 Newman, Jeff ..... 1976-82  
 Newsom, Bobo ..... 1944-46, 52-53  
 Newsome, Skeeter ..... 1935-39  
 Nicholls, Simon ..... 1906-09  
 Nicholson, Bill ..... 1936  
 Niemiec, Al ..... 1936  
 Noboa, Junior ..... 1994  
 Nolin, Sean ..... 2015  
 Noonan, Pete ..... 1904  
 Norberto, Jordan ..... 2011-12  
 Noren, Irv ..... 1957  
 Norman, Fred ..... 1962-63  
 Norris, Derek ..... 2012-14  
 Norris, Mike ..... 1975-83, 90  
 North, Billy ..... 1973-78  
 Nossek, Joe ..... 1966-67, 69  
 Noyes, Win ..... 1917, 19  
 Nuñez, Edwin ..... 1993-94  
 Nuñez, Renato ..... 2016-17  
 Nuxhall, Joe ..... 1961

**O**

O'Brien, Charlie ..... 1985  
 O'Donoghue, John ..... 1963-65  
 O'Flaherty, Eric ..... 2014-15  
 O'Neill, Harry ..... 1922-23  
 O'Neill, Harry ..... 1939  
 Odum, Blue Moon ..... 1964-75  
 Ogden, curly ..... 1922-24  
 Oglesby, Jim ..... 1936  
 Okajima, Hideki ..... 2013  
 Oldring, Rube ..... 1906-16, 18  
 Olivares, Omar ..... 1999-00  
 Olson, Matt ..... 2016-20  
 Ontiveros, Steve ..... 1985-88, 94-95  
 Oquist, Mike ..... 1997-99  
 Orf, Nate ..... 2020

Orr, Billy ..... 1913-14  
 Ortiz, Jose ..... 2000-01  
 Ortiz, Roberto ..... 1950  
 Orwoll, Ossie ..... 1928-29  
 Osinski, Dan ..... 1962  
 Osteen, Darrell ..... 1970  
 Oster, Bill ..... 1954  
 Otero, Dan ..... 2013-15  
 Otto, Dave ..... 1987-90  
 Outman, Josh ..... 2008-09, 11  
 Overton, Dillon ..... 2016  
 Owchinko, Bob ..... 1981-82  
 Owens, Jack ..... 1935  
 Ozmer, Doc ..... 1923

**P**

Pagan, Emilio ..... 2018  
 Page, Mitchell ..... 1977-83  
 Page, Sam ..... 1939  
 Paagliari, Jim ..... 1968-69  
 Paige, Satchel ..... 1965  
 Palmer, Eddie ..... 1917  
 Palmisano, Joe ..... 1931  
 Panther, Jim ..... 1971  
 Paquette, Craig ..... 1993-95  
 Parisse, Tony ..... 1943-44  
 Parker, Ace ..... 1937-38  
 Parker, Dave ..... 1988-89  
 Parker, Jarrod ..... 2012-13  
 Parmelee, Roy ..... 1939  
 Parnham, Rube ..... 1916-17  
 Parrett, Jeff ..... 1992  
 Parrino, Andy ..... 2013-15  
 Parsons, Bill ..... 1974  
 Pate, Joe ..... 1926-27  
 Patterson, Daryl ..... 1971  
 Patterson, Eric ..... 2008-10  
 Patterson, Mike ..... 1981  
 Patton, Bill ..... 1935  
 Payton, Jay ..... 2005-06  
 Peck, Hal ..... 1944-46  
 Peerson, Jack ..... 1935-36  
 Pepper, Monte ..... 1913  
 Pena, Carlos ..... 2002  
 Pena, Orlando ..... 1962-65  
 Pena, Roberto ..... 1970  
 Pennington, Cliff ..... 2008-12  
 Pennock, Herb ..... 1912-15  
 Pepper, Bob ..... 1915  
 Perez, Antonio ..... 2006  
 Perez, Marty ..... 1977-78  
 Perkins, Charlie ..... 1930  
 Perkins, Cy ..... 1915, 17-30  
 Perry, Jim ..... 1975  
 Perry, Scott ..... 1918-21  
 Peters, Rick ..... 1983, 86  
 Peters, Rusty ..... 1936-38  
 Peterson, Jim ..... 1931, 33  
 Peterson, Shane ..... 2013  
 Petit, Gregorio ..... 2008-09  
 Petit, Yusmeiro ..... 2018-2020  
 Pfister, Dan ..... 1961-64  
 Phegley, Josh ..... 2015-19  
 Phelps, Ken ..... 1989-90  
 Phillely, Dave ..... 1951-53  
 Phillips, Tony ..... 1982-89, 99  
 Phoenix, Steve ..... 1994-95

Piatt, Adam ..... 2000-03  
 Piatt, Wiley ..... 1901  
 Piazza, Mike ..... 2007  
 Picciolo, Rob ..... 1977-82, 85  
 Picinich, Val ..... 1916-17  
 Pick, Charlie ..... 1916  
 Pickering, Ollie ..... 1903-04  
 Pierce, Tony ..... 1967-68  
 Pierson, William ..... 1918-19, 24  
 Pignatano, Joe ..... 1961  
 Pilarcik, Al ..... 1956, 61  
 Pillion, Squiz ..... 1915  
 Pina, Horacio ..... 1973  
 Pinder, Chad ..... 2016-20  
 Pinnance, Ed ..... 1903  
 Pippen, Cotton ..... 1939  
 Piscotty, Stephen ..... 2018-20  
 Pisoni, Jim ..... 1956-57  
 Pitts, Gaylen ..... 1974-75  
 Pizarro, Juan ..... 1969  
 Plank, Eddie ..... 1901-14  
 Plantier, Phil ..... 1996  
 Plarski, Don ..... 1955  
 Pless, Rance ..... 1956  
 Plouffe, Trevor ..... 2017  
 Plunk, Eric ..... 1986-89  
 Polonia, Luis ..... 1987-89  
 Pomeranz, Drew ..... 2014-15  
 Poole, Jim ..... 1925-27  
 Poole, Ray ..... 1941, 47  
 Porter, Bo ..... 2000  
 Porter, Odie ..... 1902  
 Portocarrero, Arnie ..... 1954-57  
 Posada, Leo ..... 1960-62  
 Potter, Nels ..... 1938-41, 48  
 Powell, Boog ..... 2017-18  
 Powell, Landon ..... 2009-11  
 Power, Vic ..... 1954-58  
 Powers, Doc ..... 1901-09  
 Powers, Ike ..... 1927-28  
 Prescott, Bobby ..... 1961  
 Pridie, Jason ..... 2015  
 Prieto, Ariel ..... 1995-98, 00  
 Profar, Jurickson ..... 2019  
 Pruett, Jim ..... 1944-45  
 Puccinelli, George ..... 1936  
 Puk, A.J. ..... 2019  
 Punto, Nick ..... 2014  
 Purcey, David ..... 2011  
 Putnam, Danny ..... 2007

**Q**

Quinn, Jack ..... 1925-30  
 Quinn, Tad ..... 1902-03  
 Quinones, Luis ..... 1983  
 Quirk, Jamie ..... 1989-92

**R**

Raczka, Mike ..... 1992  
 Raether, Hal ..... 1954, 57  
 Raines, Tim ..... 1999  
 Rainey, Chuck ..... 1984  
 Rakow, Ed ..... 1961-63  
 Ramirez, Carlos ..... 2018  
 Ramirez, Edwar ..... 2010  
 Ramirez, Erasmo ..... 2007  
 Ramirez, Milt ..... 1979





**T**

Tabb, Jerry ..... 1977-78  
 Taff, John ..... 1913  
 Talbot, Fred ..... 1965-66, 69-70  
 Talton, Tim ..... 1966-67  
 Tam, Jeff ..... 2000-02  
 Tartabull, Danny ..... 1995  
 Tartabull, Jose ..... 1962-66,  
 69-70  
 Taylor, Arias ..... 1921  
 Taylor, Beau ..... 2018-19  
 Taylor, Billy ..... 1994, 96-99  
 Taylor, Harry ..... 1957  
 Taylor, Joe ..... 1954  
 Taylor, Michael ..... 2011-13  
 Tejada, Miguel ..... 1997-03  
 Telgheder, Dave ..... 1996-98  
 Tellmann, Tom ..... 1985  
 Tenace, Gene ..... 1969-76  
 Terry, Ralph ..... 1957-59, 66  
 Terwilliger, Wayne ..... 1953  
 Tettleton, Mickey ..... 1984-87  
 Thies, Dave ..... 1963  
 Thomas, Bud ..... 1937-39  
 Thomas, Charles ..... 2005  
 Thomas, Frank ..... 2006, 08  
 Thomas, Fred ..... 1919-20  
 Thomas, Ira ..... 1909-15  
 Thomas, Kite ..... 1952-53  
 Thomasson, Gary ..... 1978  
 Thompson, Harry ..... 1919  
 Thompson, Kevin ..... 2007  
 Thompson, Rich ..... 2012  
 Thompson, Shag ..... 1914-16  
 Thompson, Tim ..... 1956-57  
 Thompson, Trayce ..... 2018  
 Thrasher, Buck ..... 1916-17  
 Throneberry, Marv ..... 1960-61  
 Tillman, Rusty ..... 1986  
 Tipton, Eric ..... 1939-41  
 Tipton, Joe ..... 1950-52  
 Tobin, Pat ..... 1941  
 Todd, Jim ..... 1975-76, 79  
 Todd, Phil ..... 1931  
 Tolleson, Steve ..... 2010  
 Tomanek, Dick ..... 1958-59  
 Tomberlin, Andy ..... 1995  
 Tomko, Brett ..... 2009  
 Tompkins, Ron ..... 1965  
 Toppin, Rupe ..... 1962  
 Torrealba, Pablo ..... 1977  
 Torrez, Mike ..... 1976-77, 84  
 Tovar, Cesar ..... 1975-76  
 Treinen, Blake ..... 2017-19  
 Trice, Bob ..... 1953-55  
 Triggs, Andrew ..... 2016-18  
 Trillo, Manny ..... 1973-74  
 Trivino, Lou ..... 2018-20  
 Trowbridge, Bob ..... 1960  
 Trucks, Virgil ..... 1957-58  
 Tsitouris, John ..... 1958-60  
 Turbeville, George ..... 1935-37  
 Turner, Terry ..... 1919  
 Turner, Tink ..... 1915  
 Tuttle, Bill ..... 1958-61  
 Tyack, Jim ..... 1943  
 Tyrone, Jim ..... 1977

**U**

Umbarger, Jim ..... 1977  
 Underwood, Tom ..... 1981-83  
 Upchurch, Woody ..... 1935-36  
 Upton, Bill ..... 1954  
 Urban, Jack ..... 1957-58

**V**

Valdez, Cesar ..... 2017  
 Valdez, Mario ..... 2000-01  
 Valencia, Danny ..... 2015-16  
 Valo, Elmer ..... 1940-43, 46-56  
 Van Brabant, Ozzie ..... 1954-55  
 Van Poppel, Todd ..... 1991,  
 93-96  
 Vaughan, Porter ..... 1940-41,  
 46  
 Vaughn, Roy ..... 1934  
 Veach, Al ..... 1935  
 Velandia, Jorge ..... 1998-00  
 Velarde, Randy ..... 1959-00, 02  
 Venafro, Mike ..... 2002  
 Venditte, Pat ..... 2015  
 Vickers, Rube ..... 1907-09  
 Virgil, Ozzie ..... 1961  
 Vizzaino, Luis ..... 1999-01  
 Vogt, Stephen ..... 2013-17  
 Voigt, Jack ..... 1998  
 Von Ohlen, Dave ..... 1986-87  
 Vossberg, Ed ..... 1994  
 Voss, Bill ..... 1972

**W**

Waddell, Rube ..... 1902-07  
 Wagner, Hal ..... 1937-44  
 Wagner, Mark ..... 1984  
 Wagner, Neil ..... 2011  
 Wahl, Bobby ..... 2017  
 Wahl, Kermit ..... 1950-51  
 Walberg, Rube ..... 1923-33  
 Walker, Frank ..... 1920-21  
 Walker, Jerry ..... 1961-62  
 Walker, Johnny ..... 1919-21  
 Walker, Tilly ..... 1918-23  
 Walker, Todd ..... 2007  
 Walker, Tom ..... 1902  
 Wallaesa, Jack ..... 1940, 42, 46  
 Walling, Denny ..... 1975-76  
 Wallis, Joe ..... 1978-79  
 Walsh, Jimmy ..... 1912-16  
 Walton, Bruce ..... 1991-92  
 Wambsgans, Bill ..... 1926  
 Wang, Wei-Chung ..... 2019  
 Ward, Preston ..... 1958-59  
 Warren, Mike ..... 1983-85  
 Warstler, Rabbit ..... 1934-36  
 Wasdin, John ..... 1995-96  
 Washington, Claudell .....  
 1974-76  
 Washington, Herb ..... 1974-75  
 Waslewski, Gary ..... 1972  
 Watlington, Neal ..... 1953  
 Watson, Matt ..... 2005, 10  
 Watson, Mule ..... 1918-19  
 Weaver, Harry ..... 1915-16  
 Webb, Skeeter ..... 1948  
 Webster, Ray ..... 1967-69, 71

Weeks, Jemile ..... 2011-13  
 Weems, Jordan ..... 2020  
 Weiss, Walt ..... 1987-92  
 Welaj, Johnny ..... 1943  
 Welch, Bob ..... 1988-94  
 Welch, Frank ..... 1919-26  
 Wellman, Bob ..... 1948, 50  
 Wells, Casper ..... 2013  
 Wendelken, J.B. .... 2016, 18-20  
 Wendle, Joey ..... 2016-17  
 Wengert, Don ..... 1995-97  
 Werber, Billy ..... 1937-38  
 Wetzel, Buzz ..... 1927  
 Wheat, Lee ..... 1954-55  
 Wheat, Zack ..... 1927  
 Wheaton, Woody ..... 1943-44  
 White, Don ..... 1948-49  
 White, Jo-Jo ..... 1943-44  
 Whittaker, Walt ..... 1916  
 Wickersham, Dave ..... 1960-63  
 Wilhelm, Spider ..... 1953  
 Wilkins, Bobby ..... 1944-45  
 Willard, Jerry ..... 1986-87  
 Williams, Al ..... 1937-38  
 Williams, Billy ..... 1975-76  
 Williams, Dib ..... 1930-35  
 Williams, Dick ..... 1959-60  
 Williams, Don ..... 1962  
 Williams, Earl ..... 1977  
 Williams, George ..... 1964  
 Williams, George ..... 1995-97  
 Williams, Mark ..... 1977  
 Williams, Marsh ..... 1916  
 Willingham, Josh ..... 2011  
 Willis, Dale ..... 1963  
 Willis, Lefty ..... 1925-27  
 Wilshere, Whitey ..... 1934-36  
 Wilson, Bill ..... 1954-55  
 Wilson, Highball ..... 1902  
 Wilson, Jack ..... 1934  
 Wilson, Jim ..... 1949  
 Wilson, Tom ..... 2001  
 Wilson, Willie ..... 1991-92  
 Wiltse, Snake ..... 1901-02  
 Windhorn, Gordie ..... 1962  
 Windsor, Jason ..... 2006  
 Wingo, Al ..... 1919  
 Wingo, Ed ..... 1920  
 Winston, Hank ..... 1933  
 Wirth, Alan ..... 1978-80  
 Witasick, Jay ..... 1996-98, 05-07  
 Witmeyer, Ron ..... 1991  
 Witt, Bobby ..... 1992-94  
 Witt, Whitey ..... 1916-17, 19-21  
 Wojciechowski, Steve .....  
 1995-97  
 Wojcik, John ..... 1962-64  
 Wolf, Lefty ..... 1921  
 Wolf, Ross ..... 2010  
 Wolfe, Chuck ..... 1923  
 Wolff, Roger ..... 1941-43  
 Womack, Dooley ..... 1970  
 Wood, Doc ..... 1923  
 Wood, Jason ..... 1998  
 Wood, Mike ..... 2003  
 Woodard, Darrell ..... 1978  
 Woods, Gary ..... 1976

Worden, Fred ..... 1914  
 Worrell, Tim ..... 1998-99  
 Wortham, Rich ..... 1983  
 Wright, Ed ..... 1952  
 Wright, Taffy ..... 1949  
 Wuertz, Michael ..... 2009-11  
 Wyatt, John ..... 1961-66, 69  
 Wyckoff, Weldon ..... 1913-16  
 Wyse, Hank ..... 1950-51

**Y**

Yabu, Keiichi ..... 2005  
 Yankowski, George ..... 1942  
 Yarrison, Rube ..... 1922  
 Yerkes, Carroll ..... 1927-29  
 York, Lefty ..... 1919  
 York, Rudy ..... 1948  
 Yoter, Elmer ..... 1921  
 Young, Chris ..... 2013  
 Young, Curt ..... 1983-91, 93  
 Young, Ernie ..... 1994-97  
 Young, Matt ..... 1989  
 Young, Ralph ..... 1922  
 Yount, Eddie ..... 1937

**Z**

Zachary, Tom ..... 1918  
 Zapustas, Joe ..... 1933  
 Zernial, Gus ..... 1951-57  
 Ziegler, Brad ..... 2008-11  
 Zinn, Jimmy ..... 1919  
 Zito, Barry ..... 2000-06, 15  
 Zobrist, Ben ..... 2015  
 Zoldak, Sam ..... 1951-52

# OAKLAND A'S COACHES

Adair, Jerry.....	1972-74	Hale, Chip.....	2012-14, 17	McNamara, John.....	1968-69	Scarsone, Steve.....	2017
Aldrete, Mike.....	2015-20	Hofman, Bob... 1969-70, 74-78		Metro, Charlie.....	1982	Schaefer, Bob.....	2007
Alejo, Bob.....	1996-97	Hoscheit, Vern.....	1969-74	Mitterwald, George.....	1979-82	Schoendienst, Red.....	1977-78
Alston, Garvin.....	2017	Hudgens, Dave.....	1999, 03-05	Moore, Jackie.....	1981-84	Schueler, Ron.....	1983-84
Bosley, Thad.....	1999-03	Jackson, Reggie.....	1991	Monchak, Al.....	1976	Skaalen, Jim.....	2009-10
Boyer, Clete.....	1980-85	Jensen, Marcus.....	2015-20	Newman, Jeff.....	1986	Skinner, Joel.....	2011
Burleson, Rick.....	1991	Jones, Gary.....	1998	Noren, Irv.....	1971-74	Speier, Chris.....	2004
Bush, Darren.....	2013-20	Kotsay, Mark.....	2016-20	Nottle, Ed.....	1983	Stange, Lee.....	1977-79
Christenson, Ryan.....	2018-20	Kusnyer, Art.....	1989-95	Paul, Mike.....	1987-88	Steverson, Todd.....	2009-10
Cluck, Bob.....	1996-97	Lachemann, Rene.....	1987-92, 05-07	Pedrique, Al.....	2018-20	Stock, Wes.....	1973-76, 84-86
Davis, Chili.....	2012-14	Lansford, Carney.....	1994-95	Perry, Gerald.....	2006, 11	Van Burklee, Ty.....	2007-08
DeFrancisco, Tony.....	2008	Lau, Charlie.....	1970	Peterson, Rick.....	1998-03	Wakamatsu, Don.....	2008
Didier, Bob.....	1984-86	Lefebvre, Jim... 1987-88, 94-95		Plaza, Ron.....	1986	Waller, Tye.....	2007-15
DiMaggio, Joe.....	1968-69	Lollar, Duffy.....	1968-69	Posedel, Bill.....	1968-72	Walling, Denny.....	1996-98
Dyer, Michael.....	1996-98	Lonnett, Joe.....	1976	Prieto, Ariel.....	2012-14	Walls, Lee.....	1979-82
Duncan, Dave.....	1986-95	Lumpe, Jerry.....	1971	Quade, Mike.....	2000-02	Washington, Ron.....	1996-06; 15-16
Emerson, Scott.....	2015-20	Luzinski, Greg.....	1993	Rader, Doug.....	1992	Watson, Bob.....	1986-88
Ermer, Cal.....	1977	Macha, Ken.....	1999-02	Rettenmund, Merv.....	1989-90	Williams, Billy.....	1983-85
Fischer, Brad.....	1996-07	Martins, Eric.....	2020	Reynolds, Tommie.....	1989-95	Williams, Matt.....	2018-19
Fowler, Art.....	1980-82	Maxvill, Dal.....	1975	Rodriguez, Rick.....	2011-12	Winkles, Bobby.....	1974-75
Francona, Terry.....	2003	McKay, Dave.....	1984-95	Romanich, Ron.....	2008-11	Young, Curt.....	2004-10; 12-17
Galleo, Mike.....	2009-15	McKeon, Jack.....	1978	Rudi, Joe.....	1986-87		
Geren, Bob.....	2003-06			Saul, Jim.....	1979		

# MOST RECENT TRADES WITH EACH TEAM

Arizona	July 31, 2017	Acquired minor league P Jefferson Mejia for IF Adam Rosales
Atlanta	July 2, 2015	Acquired P Cody Martin for international bonus slot 53
Baltimore	Nov. 22, 2017	Acquired a PTBNL (minor league P Jake Bray on Dec. 19) for OF Jaycob Brugman
Boston	Aug. 23, 2017	Acquired minor league OF Rafael Rincones for OF Rajai Davis
Chicago-AL	April 19, 2018	Acquired cash or a PTBNL for OF Trayce Thompson
Chicago-NL	Jan. 13, 2020	Acquired IF/OF Tony Kemp for minor league IF Alfonso Rivas
Cincinnati	July 31, 2019	Acquired P Tanner Roark and cash for minor league OF Jameson Hannah
Cleveland	Aug. 31, 2016	Acquired minor league P Colt Hynes for OF Coco Crisp and cash
Colorado	Aug. 16, 2017	Acquired P Sam Moll for a PTBNL or cash
Detroit	Aug. 6, 2018	Acquired P Mike Fiers for two PTBNL (minor league P Nolan Blackwood on Aug. 18 and minor league P Logan Shore on Sept. 19)
Florida	Dec. 16, 2003	Acquired P Mark Redman for P Mike Neu and minor league P Bill Murphy
Houston	Nov. 25, 2015	Acquired IF Jed Lowrie for minor league P Brendan McCurry
Kansas City	July 27, 2019	Acquired P Jake Diekmann for minor league P Ismael Aquino and minor league OF Dairon Blanco
Los Angeles-AL	Aug. 28, 2020	Acquired IF Tommy La Stella for IF Franklin Barreto
Los Angeles-NL	Feb. 12, 2021	Acquired P Adam Kolarek and minor league OF Cody Thomas for IF Sheldon Neuse and minor league P Gus Varland
Milwaukee	Sept. 3, 2018	Acquired P Aaron Brooks for cash
Minnesota	Aug. 9, 2018	Acquired P Fernando Rodney for minor league P Dakota Chalmers
New York-AL	May 14, 2019	Acquired a PTBNL or cash for IF Kendrys Morales and cash
New York-NL	July 21, 2018	Acquired P Jeurys Familia for minor league P Bobby Wahl, minor league IF Will Toffey and \$1,000,000 international slot money
Philadelphia	Jan. 30, 2021	Acquired P Cole Irvin for cash considerations
Pittsburgh	Feb. 24, 2021	Acquired cash for OF Dustin Fowler
St. Louis	March 31, 2017	Acquired P Josh Lucas for minor league P Casey Meisner
San Diego	June 30, 2020	Acquired a PTBNL (minor league OF Junior Perez on Nov. 5) for IF Jorge Mateo
San Francisco	Feb. 15, 2020	Acquired P Burch Smith for cash considerations
Seattle	Nov. 15, 2017	Acquired P Emilio Pagan and minor league IF Alexander Campos for IF/DH Ryon Healy
Tampa Bay	Dec. 21, 2018	Sent P Emilio Pagan and the A's Competitive Balance Round A pick in the 2019 Draft as part of a three-team trade in which the A's acquired IF Jurickson Profar from Texas for minor league IF Eli White and international bonus slot cash; Rangers sent minor league P Rollie Lacy to the Rays and Tampa Bay sent minor league Ps Kyle Bird, Brock Burke and Yoel Espinal to Texas.
Texas	Feb. 6, 2021	Acquired SS Elvis Andrus, C Aramis Garcia and cash for DH Khris Davis, C Jonah Heim and minor league P Dane Acker
Toronto	March 27, 2019	Acquired IF Kendrys Morales for minor league IF Jesus Lopez and international slot money
Washington	Aug. 5, 2018	Acquired P Shawn Kelley and cash for international slot money

# OAKLAND A'S & SAN FRANCISCO GIANTS

There have been a total of 96 players who have played for both the Oakland Athletics and San Francisco Giants. Here is an alphabetical listing of those players.

Player	A's	Giants	Player	A's	Giants	Player	A's	Giants
Fernando Abad	2014-15	2019	Cory Gearrin	2018	2015-18	Marty Perez	1977-78	1976
Jeremy Accardo	2012	2005-06	Dan Giese	2009	2007	Yusmeiro Petit	2018-20	2012-15
Mike Aldrete	1993-95	1986-88	Rich Gossage	1992-93	1989	Drew Pomeranz	2014-15	2019
Gary Alexander	1978	1975-77	Grant Green	2013	2016	Luis Quinones	1983	1986
Felipe Alou	1970-71	1958-63	Jose Guillen	2003	2010	Dave Righetti	1994	1991-93
Jesus Alou	1973-74	1963-68	Dave Heaverlo	1978-79; 1975-77		Ernest Riles	1991	1988-90
Matty Alou	1972	1960-65		1981		Rick Rodriguez	1986-87	1990
Dusty Baker	1985-86	1984	Dave Henderson	1988-93	1987	Cody Ross	2015	2010-11
Bill Bathe	1986	1989-90	Gil Heredia	1998-01	1991-92	Jeff Samardzija	2014	2016-20
Travis Blackley	2012	2007; 12	Brandon Hicks	2012	2014	Alejandro Sanchez	1987	1984
Vida Blue	1969-77	1978-81; 1985-86	Tim Hudson	1999-04	2014-15	Scott Sanderson	1990	1993
Ollie Brown	1972	1965-68	Nick Hundley	2019	2017-18	F.P. Santangelo	2001	1999
Orlando Cabrera	2009	2011	Stan Javier	1986-90; 1996-99		Marco Scutaro	2004-07	2012-14
Trevor Cahill	2009-11; 2020			94-95		Scott Service	2000	1995
Ernie Camacho	1980	1989-90	John Johnstone	1997	1997-2000	Burch Smith	2020	2019
Santiago Casilla	2004-09; 2010-16		Corban Joseph	2019	2019	Lary Sorensen	1984	1988
Alberto Castillo	2005	2003	Ed Jurak	1988	1989	Elias Sosa	1978	1972-74
Orlando Cepeda	1972	1958-66	Bob Kearney	1981-83	1979	Champ Summers	1974	1982-83
Doug Clark	2006	2005	Mike Kingery	1992	1990-91	Eric Surkamp	2016	2011, 13
Joe Coleman	1977-78	1979	Brian Kingman	1979-82	1983	Miguel Tejada	1997-03	2011
John D'Acquisto	1982	1973-76	Dave Kingman	1984-86	1971-74	Gary Thomasson	1978	1972-77
Rajai Davis	2008-10; 2007-08		Brad Komminsk	1991	1990	Rusty Tillman	1986	1988
Kelly Downs	1992-93	1986-92	Bob Lacey	1977-80	1984	Brett Tomko	2009	2004-05
Ray Durham	2002	2003-08	Gary Lavelle	1987	1974-84	Andrew Triggs	2016-18	2020
Randy Elliott	1980	1977	Johnnie LeMaster	1987	1975-85	Manny Trillo	1973-74	1984-85
Alan Embree	2007-08	1999-2001	Darren Lewis	1990	1991-95	Pat Venditte	2015	2019
Keith Foulke	2003; 2008	1997	Brent Mayne	1997	1998-99	Stephen Vogt	2013-17	2019
Tito Fuentes	1978	1965-67; 1969-74	Vin Mazzaro	2009-10	2016	Ed Vosberg	1994	1990
Phil Garner	1973-76	1988	David McCarty	2003	1995-96	Jay Witasick	1996-98; 2002	
Chad Gaudin	2006-08; 2013		Willie McCovey	1976	1959-73; 1977-80		2005-07	
	2010		Willie McGee	1990	1991-94	Tim Worrell	1998-99	2001-03; 06
			Kevin Mitchell	1998	1987-91	Keiichi Yabu	2005	2008
			Joe Morgan	1984	1981-82	Barry Zito	2000-06; 2007-13	
			Guillermo Moscoso	2011	2013		15	
			Bill North	1973-78	1979-81			
			Dan Otero	2013-15	2012			

## TRADES BETWEEN THE OAKLAND A'S AND SAN FRANCISCO GIANTS

Date	A's Acquire	In Exchange For
Feb. 15, 2020	LHP Burch Smith	Cash
Dec. 4, 1990	IF Ernie Riles	OF Darren Lewis
Mar. 24, 1985	OF Dusty Baker	PTBNL (Minor League P Pedro Pena on Dec. 17) C Dan Winters Minor League P Ed Puikunas
Mar. 15, 1978	C Gary Alexander P Dave Heaverlo P Phil Huffman P John Henry Johnson OF Gary Thomasson P Alan Wirth PTBNL (\$5 Mario Guerrero on April 7) Cash considerations	LHP Vida Blue

\*only includes deals with at least one 40-man roster player

2020 American League Most Valuable Player **José Abreu**.



OPPONENTS

# BALTIMORE ORIOLES



American League East  
 Oriole Park at Camden Yards  
 333 W. Camden Street  
 Baltimore, MD 21201  
**Switchboard:** (410) 547-6100  
**Press Box:** (410) 547-6257  
**Media Relations:** (410) 547-6150  
**Media Relations FAX:** (410) 547-6272

Chairman of the Board/Chief Executive Officer..... John Angelos  
 Executive Vice President & General Manager.....Mike Elias  
 Manager.....Brandon Hyde  
 79-143 (2 seasons)  
 Senior Manager, Baseball Communications.....Jim Misudek (410) 547-6106  
 Senior Coordinator, Baseball Communications... Adam Esselman (410) 547-3475  
 Manager, Team Travel.....Jeff Gillis  
 Stadium..... Oriole Park at Camden Yards  
 Capacity / Opened.....45,474 / 1992

## SERIES FACTS

Longest A's Winning Streak: 9, May 5, 2008-August 10, 2009  
 Longest Orioles Winning Streak: 13, August 14, 1977-April 27, 1979  
 Last A's Series Sweep at Oakland (3 games): June 17-19, 2019  
 Last A's Series Sweep at Oakland (4 games): August 23-26, 2004  
 Last A's Series Sweep at Baltimore (3 games): August 16-18, 2004  
 Last A's Series Sweep at Baltimore (4 games): August 26-29, 2005  
 Last Orioles Series Sweep at Oakland (3 games): August 15-17, 2005  
 Last Orioles Series Sweep at Oakland (4 games): May 22-25, 1987  
 Last Orioles Series Sweep at Baltimore (3 games): June 6-8, 2011  
 Last Orioles Series Sweep at Baltimore (4 games): August 14-17, 2015  
 Most Runs in a Game by Oakland: 16, June 18, 2019 (16-2)  
 Most Runs in a Game by Baltimore: 18 (twice), last: August 16, 2015 (18-2)  
 Widest Margin of Victory by Oakland: 15, August 30, 2001 (15-0)  
 Widest Margin of Victory by Baltimore: 16, August 16, 2015 (18-2)

## SERIES BREAKDOWN

	W	L	PCT.
PHI vs. Brewers (1901)	14	6	.700
PHI vs. Browns (1902-53)	606	513	.542
PHI vs. Orioles (1954)	12	10	.545
KC vs. Orioles (1955-67)	104	151	.408
OAK vs. Orioles (1968-2019)	274	267	.506
<b>Totals</b>	<b>1010</b>	<b>947</b>	<b>.516</b>
<b>at the Coliseum</b>	<b>139</b>	<b>135</b>	<b>.507</b>
<b>at Camden Yards</b>	<b>68</b>	<b>58</b>	<b>.540</b>

## 2021 SCHEDULE

Dates	Site	Times
April 23-25	BAL	4:05, 4:05, 10:05
April 30-May 2	OAK	6:40, 1:07, 1:07

## 2019 RECAP

Date	H-A	W-L	Score	Winner	Loser
4/8	A	L	4-12	Cashner	Estrada
4/9	A	W	13-2	B. Anderson	Means
4/10	A	W	10-3	Montas	Straily
4/11	A	W	8-5	Brooks	Bundy
6/17	H	W	3-2	Fiers	Cashner
6/18	H	W	16-2	B. Anderson	Ynoa
6/19	H	W	8-3	Bassitt	Rogers
<b>Totals</b>	<b>6-1</b>	<b>62-29</b>			

## YEAR-BY-YEAR SERIES RESULTS

Year	Home	Road	Totals	Year	Home	Road	Totals	Year	Home	Road	Totals
1968	6-4	3-5	9-9	1986	5-3	2-2	7-5	2004	4-0	3-0	7-0
1969	3-3	1-5	4-8	1987	2-4	3-3	5-7	2005	0-3	6-1	6-4
1970	3-3	2-4	5-7	1988	4-2	4-2	8-4	2006	2-1	2-1	4-2
1971	2-4	2-3	4-7	1989	5-1	2-4	7-5	2007	1-2	3-2	4-4
1972	1-5	5-1	6-6	1990	3-3	5-1	8-4	2008	3-0	2-0	5-0
1973	3-3	4-2	7-5	1991	4-2	5-1	9-3	2009	3-0	2-1	5-1
1974	2-4	4-2	6-6	1992	1-5	5-1	6-6	2010	3-1	4-2	7-3
1975	5-1	3-3	8-4	1993	1-5	1-5	2-10	2011	5-1	0-3	5-4
1976	4-2	4-2	8-4	1994	3-3	2-4	5-7	2012	2-1	3-3	5-4
1977	0-5	2-3	2-8	1995	3-3	4-2	7-5	2013	1-3	1-2	2-5
1978	0-6	0-5	0-11	1996	2-5	2-4	4-9	2014	2-1	2-1	4-2
1979	2-4	2-4	4-8	1997	1-5	2-3	3-8	2015	1-2	0-4	1-6
1980	2-4	3-3	5-7	1998	1-4	2-4	3-8	2016	3-1	1-2	4-3
1981	3-3	2-4	5-7	1999	4-2	3-3	7-5	2017	2-2	1-2	3-4
1982	3-3	2-4	5-7	2000	4-2	4-2	8-4	2018	3-0	2-1	5-1
1983	3-3	1-5	4-8	2001	4-2	3-0	7-2	2019	3-0	3-1	6-1
1984	2-4	4-2	6-6	2002	1-2	4-2	5-4	<b>Totals</b>	<b>139-135</b>	<b>135-132</b>	<b>274-267</b>
1985	3-3	2-4	5-7	2003	6-0	1-2	7-2				

# BOSTON RED SOX



American League East  
 Fenway Park  
 4 Jersey Street  
 Boston, MA 02215-3496  
**Switchboard:** (617) 226-6000  
**Press Box:** (617) 226-6732  
**Media Relations:** (617) 226-6613  
**Media Relations FAX:** (617) 226-6613

Principal Owner ..... John Henry  
 Chairman ..... Tom Werner  
 President/CEO ..... Sam Kennedy  
 Chief Baseball Officer ..... Chaim Bloom  
 Manager ..... Alex Cora  
 192-132 (2 seasons)  
 Vice President, Media Relations ..... Kevin Gregg (617) 226-6759  
 Assistant Director, Media Relations ..... Abby Murphy (617) 226-6214  
 Director, Team Travel ..... Mark Cacciatore  
 Stadium ..... Fenway Park  
 Capacity / Opened ..... 37,755 (night); 37,305 (day) / 1912

## SERIES FACTS

Longest A's Winning Streak: 8, May 1-September 2, 2012  
 Longest Red Sox Winning Streak: 11, July 10, 1993-April 28, 1994  
 Last A's Series Sweep at Oakland (3 games): August 31-Sept. 2, 2012  
 Last A's Series Sweep at Oakland (4 games): None  
 Last A's Series Sweep at Boston (3 games): September 3-5, 1990  
 Last A's Series Sweep at Boston (4 games): August 10-12, 1971  
 Last Red Sox Series Sweep at Oakland (3 games): September 6-8, 2004  
 Last Red Sox Series Sweep at Oakland (4 games): August 4-7, 1977  
 Last Red Sox Series Sweep at Boston (3 games): April 29-May 1, 2019  
 Last Red Sox Series Sweep at Boston (4 games): July 22-25, 1993  
 Most Runs in a Game by Oakland: 21, June 14, 1969 (21-7)  
 Most Runs in a Game by Boston: 16 (three times), last: September 2, 2016 (16-2)  
 Widest Margin of Victory by Oakland: 18, August 31, 2012 (20-2)  
 Widest Margin of Victory by Boston: 14, September 2, 2016 (16-2)

## SERIES BREAKDOWN

	W	L	PCT.
PHI vs. Red Sox (1901-54)	533	632	.458
KC vs. Red Sox (1955-67)	109	149	.422
OAK vs. Red Sox (1968-2019)	247	300	.452
<b>Totals</b>	<b>889</b>	<b>1081</b>	<b>.451</b>
<b>at the Coliseum</b>	<b>150</b>	<b>123</b>	<b>.549</b>
<b>at Fenway Park (since 1968)</b>	<b>96</b>	<b>176</b>	<b>.353</b>

## 2021 SCHEDULE

Dates	Site	Times
May 11-13	BOS	4:05, 4:05, 4:05
July 2-4	OAK	6:40, 1:07, 1:07

## 2019 RECAP

Date	H-A	W-L	Score	Winner	Losers
4/1	H	W	7-0	Brooks	Price
4/2	H	W	1-0	Fiers	Sale
4/3	H	L	3-6	Barnes	Rodney
4/4	H	W	7-3	B. Anderson	Rodriguez
4/29	A	L	4-9	Brasier	Montas
4/30	A	L	1-5	Porcello	Brooks
5/1	A	L	3-7	Walden	Fiers
<b>Totals</b>	<b>3-4</b>	<b>26-30</b>			

## YEAR-BY-YEAR SERIES RESULTS

Year	Home	Road	Totals	Year	Home	Road	Totals	Year	Home	Road	Totals
1968	6-3	4-5	10-8	1987	5-1	3-3	8-4	2006	4-2	3-1	7-3
1969	4-2	4-2	8-4	1988	6-0	3-3	9-3	2007	3-1	1-3	4-4
1970	4-2	1-5	5-7	1989	4-2	1-5	5-7	2008	4-3*	0-3	4-6
1971	4-2	5-1	9-3	1990	4-2	4-2	8-4	2009	2-1	3-4	5-5
1972	1-5	2-4	3-9	1991	2-4	2-4	4-8	2010	4-2	1-2	5-4
1973	3-3	5-1	8-4	1992	4-2	3-3	7-5	2011	1-1	1-5	2-6
1974	2-4	2-4	4-8	1993	2-4	1-5	3-9	2012	6-0	2-1	8-1
1975	4-2	2-4	6-6	1994	1-5	2-4	3-9	2013	2-1	1-2	3-3
1976	5-1	3-3	8-4	1995	2-5	2-3	4-8	2014	3-1	1-2	4-3
1977	2-4	1-4	3-8	1996	4-2	1-6	5-8	2015	1-2	0-3	1-5
1978	3-2	2-3	5-5	1997	3-3	1-4	4-7	2016	1-2	0-3	1-5
1979	2-4	1-5	3-9	1998	1-4	1-5	2-9	2017	3-1	1-2	4-3
1980	2-4	1-5	3-9	1999	4-2	2-2	6-4	2018	2-1	2-1	4-2
1981	4-2	1-5	5-7	2000	2-2	3-3	5-5	2019	3-1	0-3	3-4
1982	4-2	0-6	4-8	2001	4-2	1-2	5-4	<b>Totals</b>	<b>151-124*</b>	<b>96-176</b>	<b>247-300</b>
1983	2-4	2-4	4-8	2002	0-3	3-3	3-6				
1984	3-3	2-4	5-7	2003	2-2	2-1	4-3				
1985	2-4	2-4	4-8	2004	0-3	1-5	1-8				
1986	3-3	2-4	5-7	2005	2-1	2-5	4-6				

\*includes 1-1 in Tokyo, Japan

# CHICAGO WHITE SOX



American League Central  
Guaranteed Rate Field  
333 West 35th Street  
Chicago, IL 60616

Switchboard: (312) 674-1000

Press Box: (312) 674-5190

Media Relations: (312) 674-5300

Media Relations FAX: (312) 674-5847

Chairman ..... Jerry Reinsdorf  
Senior Vice President/General Manager ..... Rick Hahn  
Manager ..... Tony La Russa  
2728-2365 (33 seasons)

522-510 (8 seasons with Chicago-AL)

Senior Vice President, Communications ..... Scott Reifert (312) 674-5302

Senior Director, Media Relations ..... Bob Beghtol (312) 674-5303

Assistant Director, Media Relations ..... Ray Garcia (312) 674-5306

Director of Team Travel ..... Ed Cassin (312) 674-5296

Stadium ..... Guaranteed Rate Field

Capacity / Opened ..... 40,615 / 1991

## SERIES FACTS

Longest A's Winning Streak: 11, June 20-September 7, 1970  
Longest White Sox Winning Streak: 9, August 1, 1996-August 5, 1997  
Last A's Series Sweep at Oakland (3 games): July 12-14, 2019  
Last A's Series Sweep at Oakland (4 games): August 5-8, 1999  
Last A's Series Sweep at Chicago (3 games): June 23-25, 2017  
Last A's Series Sweep at Chicago (4 games): May 22-24, 1970  
Last White Sox Series Sweep at Oakland (3 games): May 15-17, 2015  
Last White Sox Series Sweep at Oakland (4 games): September 24-27, 1987  
Last White Sox Series Sweep at Chicago (3 games): May 22-24, 2006  
Last White Sox Series Sweep at Chicago (4 games): May 8-11, 1997  
Most Runs in a Game by Oakland: 17, September 15, 2015 (17-6)  
Most Runs in a Game by Chicago: 17 (twice), last: September 23, 1992 (17-6)  
Widest Margin of Victory by Oakland: 15, April 27, 2002 (16-1)  
Widest Margin of Victory by Chicago: 16, October 3, 1987 (17-1)

## SERIES BREAKDOWN

	W	L	PCT.
PHI vs. White Sox (1901-54)	585	589	.498
KC vs. White Sox (1955-67)	92	166	.357
OAK vs. White Sox (1968-2019)	317	290	.522
<b>Totals</b>	<b>994</b>	<b>1045</b>	<b>.487</b>
at the Coliseum	167	138	.548
at Guaranteed Rate Field	68	64	.515

## 2021 SCHEDULE

Dates	Site	Times
Aug. 16-19	CWS	5:10, 5:10, 11:10
Sept. 7-9	OAK	6:40, 6:40, 12:37

## 2019 RECAP

Date	H-A	W-L	Score	Winner	Loser
7/12	H	W	5-1	Fiers	Nova
7/13	H	W	13-2	Bassitt	Covey
7/14	H	W	3-2	Hendriks	Fry
8/9	A	W	7-0	Fiers	Detwiler
8/10	A	L	2-3	López	Roark
8/11	A	W	2-0	Bassitt	Giolito
<b>Totals</b>		<b>5-1</b>	<b>32-8</b>		

## YEAR-BY-YEAR SERIES RESULTS

Year	Home	Road	Totals	Year	Home	Road	Totals	Year	Home	Road	Totals
1968	4-5	4-5	8-10	1986	4-2	2-5	6-7	2004	5-1	2-1	7-2
1969	6-3	4-5	10-8	1987	3-4	1-5	4-9	2005	4-2	3-0	7-2
1970	7-2	9-0	16-2	1988	3-3	5-2	8-5	2006	3-0	0-3	3-3
1971	1-8	6-3	7-11	1989	4-3	4-2	8-5	2007	4-2	1-2	5-4
1972	6-3	2-4	8-7	1990	1-5	4-3	5-8	2008	1-2	3-3	4-5
1973	6-3	6-3	12-6	1991	4-3	2-4	6-7	2009	1-2	4-2	5-4
1974	7-2	4-5	11-7	1992	4-2	4-3	8-5	2010	4-2	1-2	5-4
1975	6-3	3-6	9-9	1993	3-4	3-3	6-7	2011	1-2	3-4	4-6
1976	6-3	3-5	9-8	1994	1-5	2-1	3-6	2012	2-1	1-2	3-3
1977	3-5	2-5	5-10	1995	3-3	2-4	5-7	2013	3-0	2-2	5-2
1978	3-4	5-3	8-7	1996	2-4	5-1	7-5	2014	2-1	1-3	3-4
1979	3-4	1-5	4-9	1997	1-4	2-4	3-8	2015	0-3	2-2	2-5
1980	3-3	4-3	7-6	1998	3-2	4-2	7-4	2016	1-3	1-2	2-5
1981	2-5	4-2	6-7	1999	4-0	3-3	7-3	2017	2-1	3-0	5-1
1982	1-5	3-4	4-9	2000	2-4	1-2	3-6	2018	3-0	2-2	5-2
1983	4-3	1-5	5-8	2001	3-0	5-1	8-1	2019	3-0	2-1	5-1
1984	4-2	3-4	7-6	2002	6-0	1-2	7-2	<b>Totals</b>	<b>167-138</b>	<b>150-152</b>	<b>317-290</b>
1985	3-4	2-4	5-8	2003	2-1	3-3	5-4				



# CLEVELAND INDIANS



American League Central  
 Progressive Field  
 2401 Ontario Street  
 Cleveland, OH 44115  
**Switchboard:** (216) 420-4200  
**Press Box:** (216) 420-4654  
**Media Relations:** (216) 420-4380  
**Media Relations FAX:** (216) 420-4430

**Chairman & Chief Executive Officer**.....Paul J. Dolan  
**President, Baseball Operations** .....Chris Antonetti  
**General Manager**.....Mike Chernoff  
**Manager** .....Terry Francona  
 1702-1434 (20 seasons)  
 673-519 (8 seasons with Cleveland)  
**Director, Baseball Information & Player Relations**.....Bart Swain (216) 420-4386  
**Director, Communications & Player Relations** ...Court Berry-Tripp (216) 420-4391  
**Director of Team Travel** .....Mike Seghi (216) 420-4303  
**Stadium**.....Progressive Field  
**Capacity / Opened** .....34,830 / 1994

## SERIES FACTS

**Longest A's Winning Streak:** 10, July 31, 1971-August 18, 1972  
**Longest Indians Winning Streak:** 13, May 27, 1994-July 23, 1995  
**Last A's Series Sweep at Oakland (3 games):** July 14-16, 2017  
**Last A's Series Sweep at Oakland (4 games):** September 17-20, 2009  
**Last A's Series Sweep at Cleveland (3 games):** May 20-22, 2019  
**Last A's Series Sweep at Cleveland (4 games):** August 27-30, 2012  
**Last Indians Series Sweep at Oakland (3 games):** April 10-12, 2000  
**Last Indians Series Sweep at Oakland (4 games):** April 26-29, 1999  
**Last Indians Series Sweep at Cleveland (3 games):** July 29-31, 2016  
**Last Indians Series Sweep at Cleveland (4 games):** May 6-9, 2013  
**Most Runs in a Game by Oakland:** 17, August 2, 2001 (17-4)  
**Most Runs in a Game by Cleveland:** 20, May 4, 1991 (20-6)  
**Widest Margin of Victory by Oakland:** 13, August 2, 2001 (17-4)  
**Widest Margin of Victory by Cleveland:** 14, May 4, 1991 (20-6)

## SERIES BREAKDOWN

	W	L	PCT.
PHI vs. Indians (1901-54)	529	642	.452
KC vs. Indians (1955-67)	106	151	.412
OAK vs. Indians (1968-2019)	283	242	.539
<b>Totals</b>	<b>918</b>	<b>1035</b>	<b>.470</b>
<b>at the Coliseum</b>	<b>150</b>	<b>106</b>	<b>.586</b>
<b>at Progressive Field</b>	<b>48</b>	<b>67</b>	<b>.417</b>

## 2021 SCHEDULE

Dates	Site	Times
July 16-18	OAK	6:40, 1:07, 1:07
Aug. 10-12	CLE	4:10, 4:10, 10:10

## 2019 RECAP

Date	H-A	W-L	Score	Winner	Losers
5/10	H	W	4-3	Soria	Hand
5/11	H	W	3-2	Treinen	Cole
5/12	H	L	3-5	Rodríguez	Mengden
5/20	A	W	6-4	B. Anderson	Carrasco
5/21	A	W	5-3	Hendriks	Bauer
5/22	A	W	7-2	Montas	Rodríguez
<b>Totals</b>	<b>5-1</b>	<b>28-19</b>			

## YEAR-BY-YEAR SERIES RESULTS

Year	Home	Road	Totals	Year	Home	Road	Totals	Year	Home	Road	Totals
1968	7-2	5-4	12-6	1986	2-4	0-6	2-10	2004	2-1	1-5	3-6
1969	3-3	4-2	7-5	1987	4-2	4-2	8-4	2005	2-1	1-5	3-6
1970	3-3	2-4	5-7	1988	5-1	3-3	8-4	2006	4-2	2-1	6-3
1971	4-2	4-2	8-4	1989	4-2	6-0	10-2	2007	2-1	2-5	4-6
1972	6-0	4-2	10-2	1990	5-1	3-3	8-4	2008	2-1	2-4	4-5
1973	5-1	4-2	9-3	1991	3-3	4-2	7-5	2009	4-0	1-2	5-2
1974	4-2	3-3	7-5	1992	3-3	3-3	6-6	2010	2-1	4-2	6-3
1975	5-1	5-1	10-2	1993	2-4	2-4	4-8	2011	1-2	1-3	2-5
1976	4-2	4-2	8-4	1994	0-3	0-3	0-6	2012	4-2	4-0	8-2
1977	1-4	2-3	3-7	1995	0-3	0-4	0-7	2013	2-1	0-4	2-5
1978	3-2	3-3	6-4	1996	4-2	2-4	6-6	2014	1-2	3-0	4-2
1979	3-3	1-5	4-8	1997	2-3	2-4	4-7	2015	2-2	2-1	4-3
1980	4-2	2-4	6-6	1998	4-1	4-2	8-3	2016	2-1	0-3	2-4
1981	1-1	1-2	2-3	1999	1-5	1-5	2-10	2017	3-0	1-3	4-3
1982	3-3	5-1	8-4	2000	3-3	3-3	6-6	2018	2-1	2-1	4-2
1983	1-5	4-2	5-7	2001	1-3	2-1	3-4	2019	2-1	3-0	5-1
1984	2-4	3-3	5-7	2002	1-2	4-0	5-2	<b>Totals</b>	<b>150-106</b>	<b>133-136</b>	<b>283-242</b>
1985	5-1	4-2	9-3	2003	5-1	1-2	6-3				

# DETROIT TIGERS



American League Central  
Comerica Park  
2100 Woodward Avenue  
Detroit, MI 48201  
Switchboard: (313) 471-2000  
Press Box: (313) 471-2103, 2104  
Media Relations: (313) 471-2000  
Media Relations FAX: (313) 471-2138

President and CEO, Ilitch Holdings, Inc.....Christopher Ilitch  
Exec. Vice President, Baseball Operations & General Manager..... Al Avila  
Manager.....AJ Hinch  
570-452 (7 years)  
0-0 (1st season with Detroit)  
Vice President, Communications.....Ron Colangelo (313) 471-2024  
Manager, Communications.....Ben Fidelman (313) 471-2227  
Director, Team Travel.....Brian Britten (313) 471-2276  
Stadium.....Comerica Park  
Capacity / Opened.....41,083 / 2000

## SERIES FACTS

Longest A's Winning Streak: 16, May 6, 2017 to May 19, 2019  
Longest Tigers Winning Streak: 7, September 14, 1997-August 14, 1998  
Last A's Series Sweep at Oakland (3 games): August 3-5, 2018  
Last A's Series Sweep at Oakland (4 games): None  
Last A's Series Sweep at Detroit (3 games): September 18-20, 2017  
Last A's Series Sweep at Detroit (4 games): May 16-19, 2019  
Last Tigers Series Sweep at Oakland (3 games): None  
Last Tigers Series Sweep at Oakland (4 games): None  
Last Tigers Series Sweep at Detroit (3 games): June 30-July 2, 2014  
Last Tigers Series Sweep at Detroit (4 games): August 10-12, 1965  
Most Runs in a Game by Oakland: 17, May 16, 2019 (17-3)  
Most Runs in a Game by Detroit: 20, April 13, 1993 (20-4)  
Widest Margin of Victory by Oakland: 14, May 16, 2019 (17-3)  
Widest Margin of Victory by Detroit: 16, April 13, 1993 (20-4)

## SERIES BREAKDOWN

	W	L	PCT.
PHI vs. Tigers (1901-54)	562	601	.483
KC vs. Tigers (1955-67)	106	152	.411
OAK vs. Tigers (1968-2019)	270	248	.521
<b>Totals</b>	<b>938</b>	<b>1001</b>	<b>.484</b>
at the Coliseum	147	112	.568
at Comerica Park	45	28	.616

## 2021 SCHEDULE

Dates	Site	Times
April 15-18	OAK	6:40, 1:07, 1:07
Aug. 31-Sept. 2	DET	4:10, 4:10, 10:10

## 2019 RECAP

Date	H-A	W-L	Score	Winner	Loser
5/16	A	W	17-3	Bassitt	Turnbull
5/17	A	W	7-2	Montas	Norris
5/18	A	W	4-1	Mengden	Boyd
5/19	A	W	7-3	Fiers	Reininger
9/6	H	L	4-5	Schreiber	Blackburn
9/7	H	W	10-2	Bassitt	Zimmermann
9/8	H	W	3-1	Manaea	Norris
<b>Totals</b>	<b>6-1</b>	<b>52-17</b>			

## YEAR-BY-YEAR SERIES RESULTS

Year	Home	Road	Totals	Year	Home	Road	Totals	Year	Home	Road	Totals
1968	3-6	2-7	5-13	1987	4-2	3-3	7-5	2006	3-3	1-2	4-5
1969	3-3	2-4	5-7	1988	4-2	4-2	8-4	2007	4-2	2-2	6-4
1970	3-3	3-3	6-6	1989	4-2	4-2	8-4	2008	3-0	3-3	6-3
1971	4-2	4-2	8-4	1990	4-2	2-4	6-6	2009	4-2	0-3	4-5
1972	4-2	4-2	8-4	1991	4-2	4-2	8-4	2010	0-2	3-1	3-3
1973	4-2	1-5	5-7	1992	4-2	2-4	6-6	2011	4-4	1-1	5-5
1974	3-3	4-2	7-5	1993	3-3	1-5	4-8	2012	2-2	1-2	3-4
1975	2-4	4-2	6-6	1994	3-0	1-5	4-5	2013	1-2	3-1	4-3
1976	4-2	2-4	6-6	1995	2-0	1-2	3-2	2014	2-2	0-3	2-5
1977	3-2	2-3	5-5	1996	3-3*	5-1	8-4	2015	1-2	3-0	4-2
1978	2-3	2-3	4-6	1997	2-4	2-3	4-7	2016	2-1	1-3	3-4
1979	2-4	3-3	5-7	1998	3-3	1-4	4-7	2017	2-1	3-0	5-1
1980	4-2	2-4	6-6	1999	2-2	4-2	6-4	2018	3-0	4-0	7-0
1981	2-1	0-0	2-1	2000	3-3	1-3	4-6	2019	2-1	4-0	6-1
1982	2-4	1-5	3-9	2001	2-1	4-0	6-1	<b>Totals</b>	<b>149-114*</b>	<b>121-134</b>	<b>270-248</b>
1983	4-2	2-4	6-6	2002	3-1	3-0	6-1				
1984	3-3	0-6	3-9	2003	2-1	4-2	6-3				
1985	2-4	2-4	4-8	2004	3-3	2-1	5-4				
1986	4-2	2-4	6-6	2005	3-0	2-1	5-1				

\*includes 2-2 in Las Vegas

# HOUSTON ASTROS



American League West  
Minute Maid Park  
501 Crawford St.  
Houston, TX 77002  
Switchboard: (713) 259-8000  
Press Box: (713) 259-8574  
Media Relations: (713) 259-8900  
Media Relations FAX: (713) 259-8025

Owner & Chairman.....Jim Crane  
General Manager.....James Click  
Manager.....Dusty Baker  
1892-1667 (23 seasons)  
29-31 (1 season with Houston)  
Vice President, Communications.....Gene Dias (713) 259-8985  
Senior Manager, Communications.....Steve Grande (713) 447-2774  
Stadium.....Minute Maid Park  
Capacity / Opened.....41,168 / 2000

## SERIES FACTS

Longest A's Winning Streak: 12, June 13, 2007-July 22, 2013  
Longest Astros Winning Streak: 10, July 20, 2016 to April 28, 2017  
Last A's Series Sweep at Oakland (3 games): August 7-9, 2020  
Last A's Series Sweep at Oakland (4 games): September 8-10, 2017  
Last A's Series Sweep at Houston (3 games): May 24-26, 2013  
Last A's Series Sweep at Houston (4 games): None  
Last Astros Series Sweep at Oakland (3 games): May 31-June 2, 2019  
Last Astros Series Sweep at Oakland (4 games): June 19-22, 2017  
Last Astros Series Sweep at Houston (3 games): April 5-7, 2019  
Last Astros Series Sweep at Houston (4 games): None  
Most Runs in a Game by Oakland: 21, September 10, 2019 (21-7)  
Most Runs in a Game by Houston: 16, May 7, 2018 (16-2)  
Widest Margin of Victory by Oakland: 14, September 10, 2019 (21-7)  
Widest Margin of Victory by Houston: 15, September 9, 2019 (15-0)

## SERIES BREAKDOWN

	W	L	PCT.
OAK vs. Astros (2002-2020)	75	74	.504
<b>Totals</b>	<b>75</b>	<b>74</b>	<b>.504</b>
at the Coliseum	42	35	.545
at Minute Maid Park	33	39	.458

## 2021 SCHEDULE

Dates	Site	Times
April 1-4	OAK	7:07, 6:40, 1:07, 1:07
April 8-10	HOU	5:10, 5:10, 1:05
May 18-20	OAK	6:40, 6:40, 12:37
July 6-8	HOU	5:10, 5:10, 11:10
Sept. 24-26	OAK	6:40, 1:07, 1:07
Oct. 1-3	HOU	5:10, 4:10, 12:10

## 2020 RECAP

Date	H-A	W-L	Score	Winner	Loser
8/7	H W	3-2	Wendelken	Sneed	
8/8	H W	3-1	Montas	Valdez	
8/9	H W	7-2	Luzardo	Javier	
8/29	A L	2-4	McCullers	Bassitt	
8/29	A L	3-6	Greinke	Montas	
9/7	H W	6-0	Bassitt	Javier	
9/8	H W	4-2	Montas	Greinke	
9/8	H L	4-5	Paredes	Wendelken	
9/9	H W	3-2	Hendriks	Pressly	
9/10	H W	3-1	Manaea	Urquidy	
<b>Totals</b>	<b>7-3</b>	<b>38-25</b>			

## YEAR-BY-YEAR SERIES RESULTS

Year	Home	Road	Totals	Year	Home	Road	Totals	Year	Home	Road	Totals
2002	3-0	0-0	3-0	2015	5-5	4-5	9-10	2019	4-5	4-6	8-11
2007	0-0	2-1	2-1	2016	4-5	2-8	6-13	2020	7-1	0-2	7-3
2013	7-3	8-1	15-4	2017	4-6	3-6	7-12	<b>Totals</b>	<b>42-35</b>	<b>33-39</b>	<b>75-74</b>
2014	6-3	5-5	11-8	2018	2-7	5-5	7-12				

# KANSAS CITY ROYALS



American League Central  
 Kauffman Stadium  
 1 Royal Way  
 Kansas City, MO 64129  
 Switchboard: (816) 921-8000  
 Press Box: (816) 504-4391, 4392  
 Media Relations: (816) 504-4362, 4368, 4369  
 Media Relations FAX: (816) 921-5775

Chairman and CEO .....John Sherman  
 Senior VP - Baseball Operations/General Manager .....Dayton Moore  
 Manager .....Mike Matheny  
 617-508 (8 seasons)  
 23-34 (1 season with Kansas City)  
 Vice President, Communications and Broadcasting .....Mike Swanson  
 (816) 504-4713  
 Assistant Director, Communications.....Mike Cummings (816) 504-4368  
 Senior Director, Team Travel and Clubhouse Operations.....Jeff Davenport  
 (816) 504-4755  
 Stadium .....Kauffman Stadium  
 Capacity / Opened .....37,903 / 1973

## SERIES FACTS

Longest A's Winning Streak: 10, May 31, 2003-May 23, 2004  
 Longest Royals Winning Streak: 8, September 4, 1978-June 18, 1979  
 Last A's Series Sweep at Oakland (3 games): May 17-19, 2013  
 Last A's Series Sweep at Oakland (4 games): September 26-28, 1977  
 Last A's Series Sweep at Kansas City (3 games): July 16-18, 2010  
 Last A's Series Sweep at Kansas City (4 games): September 12-15, 2016  
 Last Royals Series Sweep at Oakland (3 games): June 26-28, 2015  
 Last Royals Series Sweep at Oakland (4 games): None  
 Last Royals Series Sweep at Kansas City (3 games): Sept. 2-4, 2008  
 Last Royals Series Sweep at Kansas City (4 games): August 1-4, 1994  
 Most Runs in a Game by Oakland: 21, June 18, 2000 (21-3)  
 Most Runs in a Game by Kansas City: 16 (seven times), last: September 14, 1998  
 (16-6)  
 Widest Margin of Victory by Oakland: 18, June 18, 2000 (21-3)  
 Widest Margin of Victory by Kansas City: 16, June 25, 1984 (16-0)

## SERIES BREAKDOWN

	W	L	PCT.
OAK vs. Royals (1969-2019)	327	267	.551
<b>Total</b>	<b>327</b>	<b>267</b>	<b>.551</b>
at the Coliseum	177	119	.598
at Kauffman Stadium	130	132	.496

## 2021 SCHEDULE

Dates	Site	Times
June 10-13	OAK	6:40, 6:40, 1:07, 1:07
Sept. 14-16	KC	5:10, 5:10, 11:10

## 2019 RECAP

Date	H-A	W-L	Score	Winner	Loser
8/26	A	W	19-4	Bailey	Keller
8/27	A	W	2-1	Fiers	Montgomery
8/28	A	L	4-6	Hill	Treinen
8/29	A	W	9-8	Petit	Sparkman
9/16	H	L	5-6	McCarthy	Hendriks
9/17	H	W	2-1	Puk	López
9/18	H	W	1-0	Wendelken	Hahn
<b>Totals</b>	<b>5-2</b>	<b>42-61</b>			

## YEAR-BY-YEAR SERIES RESULTS

Year	Home	Road	Totals	Year	Home	Road	Totals	Year	Home	Road	Totals
1969	4-5	6-3	10-8	1987	3-4	5-1	8-5	2005	1-2	3-0	4-2
1970	7-2	4-5	11-7	1988	2-4	3-4	5-8	2006	1-2	4-2	5-4
1971	7-2	6-3	13-5	1989	4-3	2-4	6-7	2007	2-5	2-1	4-6
1972	7-2	4-5	11-7	1990	5-1	4-3	9-4	2008	3-3	0-3	3-6
1973	6-3	4-5	10-8	1991	4-3	3-3	7-6	2009	4-1	2-1	6-2
1974	7-2	3-6	10-8	1992	5-1	4-3	9-4	2010	2-1	4-2	6-3
1975	8-1	3-6	11-7	1993	5-2	2-4	7-6	2011	3-3	2-1	5-4
1976	5-4	4-5	9-9	1994	1-2	2-5	3-7	2012	2-1	2-4	4-5
1977	5-3	1-6	6-9	1995	3-4	5-1	8-5	2013	3-0	2-1	5-1
1978	3-4	2-6	5-10	1996	5-1	2-4	7-5	2014	1-2	1-3	2-5
1979	3-4	1-5	4-9	1997	3-2	5-1	8-3	2015	0-3	1-2	1-5
1980	4-2	3-4	7-6	1998	3-3	1-4	4-7	2016	2-1	4-0	6-1
1981	1-2	2-1	3-3	1999	5-1	1-5	6-6	2017	1-2	2-1	3-3
1982	3-3	3-4	6-7	2000	3-3	5-1	8-4	2018	3-1	2-1	5-2
1983	4-3	2-4	6-7	2001	2-1	4-2	6-3	2019	2-1	3-1	5-2
1984	4-2	4-3	8-5	2002	5-1	3-0	8-1	<b>Totals</b>	<b>177-119</b>	<b>150-148</b>	<b>327-267</b>
1985	3-4	2-4	5-8	2003	2-1	5-1	7-2				
1986	2-4	3-4	5-8	2004	4-2	3-0	7-2				

# LOS ANGELES ANGELS



American League West  
 Angel Stadium  
 2000 Gene Autry Way  
 Anaheim, CA 92806  
**Switchboard:** (714) 940-2000  
**Press Box:** (714) 940-2705  
**Media Relations:** (714) 940-2014  
**Media Relations FAX:** (714) 940-2205

**Owner**..... Arte and Carole Moreno  
**Chairman**..... Dennis Kuhl  
**General Manager**..... Perry Minasian  
**Manager**..... Joe Maddon  
 1278-1102 (17 seasons)  
 53-58 (3 seasons with Los Angeles)  
**Director, Communications**..... Adam Chodzko (714) 940-2128  
**Manager, Communications**..... Matt Birch (714) 940-2092  
**Traveling Secretary**..... Tom Taylor (714) 940-2016  
**Stadium**..... Angel Stadium  
**Capacity / Opened**..... 45,517 / 1966

## SERIES FACTS

**Longest A's Winning Streak:** 10 (twice), last: April 26, 1991-April 20, 1992  
**Longest Angels Winning Streak:** 12, Sept. 18, 1996-Sept. 17, 1997  
**Last A's Series Sweep at Oakland (3 games):** September 3-5, 2019  
**Last A's Series Sweep at Oakland (4 games):** April 18-20, 1980  
**Last A's Series Sweep at Los Angeles (3 games):** April 9-11, 2013  
**Last A's Series Sweep at Los Angeles (4 games):** October 4-7, 2001  
**Last Angels Series Sweep at Oakland (3 games):** April 11-13, 2016  
**Last Angels Series Sweep at Oakland (4 games):** July 10-13, 1997  
**Last Angels Series Sweep at Los Angeles (3 games):** August 28-30, 2017  
**Last Angels Series Sweep at Los Angeles (4 games):** August 28-31, 2014  
**Most Runs in a Game by Oakland:** 21, September 20, 2018 (21-3)  
**Most Runs in a Game by Los Angeles:** 17, July 4, 1979 (17-6)  
**Widest Margin of Victory by Oakland:** 18, September 20, 2018 (21-3)  
**Widest Margin of Victory by Los Angeles:** 13, April 21, 2015 (14-1)

## SERIES BREAKDOWN

	W	L	PCT.
KC vs. Angels (1961-67)	49	77	.389
OAK vs. Angels (1968-2020)	456	386	.542
<b>Totals</b>	<b>505</b>	<b>463</b>	<b>.522</b>
<b>at the Coliseum</b>	<b>240</b>	<b>182</b>	<b>.569</b>
<b>at Angel Stadium (since 1968)</b>	<b>216</b>	<b>204</b>	<b>.514</b>

## 2021 SCHEDULE

Dates	Site	Times
May 21-23	LAA	6:38, 7:07, 1:07
May 27-30	OAK	6:40, 6:40, 1:07, 1:07
June 14-16	OAK	6:40, 6:40, 12:37
July 19-20	OAK	6:40, 12:37
July 29-Aug. 1	LAA	6:38, 1:05, 1:07
Sept. 17-19	LAA	6:38, 6:07, 1:07

## 2020 RECAP

Date	H-A	W-L	Score	Winner	Losers
7/24	H W	7-3	Smith	Robles	
7/25	H L	1-4	Bundy Manaea		
7/26	H W	6-4	Petit	Ohtani	
7/27	H W	3-0	Smith	Canning	
8/10	A L	9-10	Peña	Petit	
8/11	A L	0-6	Bundy	Fiers	
8/12	A W	8-4	Bassitt	Canning	
8/21	H W	5-3	Fiers	Heaney	
8/22	H L	3-4	Andriese	Bassitt	
8/23	H W	5-4	Hendriks	Buttrey	
<b>Totals</b>	<b>6-4</b>	<b>47-42</b>			

## YEAR-BY-YEAR SERIES RESULTS

Year	Home	Road	Totals	Year	Home	Road	Totals	Year	Home	Road	Totals
1968	7-2	6-3	13-5	1986	2-5	1-5	3-10	2004	4-5	5-5	9-10
1969	7-2	5-4	12-6	1987	2-4	5-2	7-6	2005	5-5	4-5	9-10
1970	5-4	5-4	10-8	1988	6-1	3-3	9-4	2006	3-7	5-4	8-11
1971	4-5	7-2	11-7	1989	4-2	4-3	8-5	2007	5-4	5-5	10-9
1972	5-4	5-4	10-8	1990	4-3	5-1	9-4	2008	4-5	5-5	9-10
1973	5-4	7-2	12-6	1991	6-0	6-1	12-1	2009	1-8	6-4	7-12
1974	7-2	5-4	12-6	1992	5-2	3-3	8-5	2010	6-4	2-7	8-11
1975	6-3	5-4	11-7	1993	4-2	3-4	7-6	2011	6-3	5-5	11-8
1976	6-3	6-3	12-6	1994	3-0	3-3	6-3	2012	3-6	7-3	10-9
1977	6-1	4-4	10-5	1995	5-1	2-5	7-6	2013	6-4	5-4	11-8
1978	3-5	3-4	6-9	1996	3-4	4-2	7-6	2014	6-3	3-7	9-10
1979	1-5	2-5	3-10	1997	0-6	1-5	1-11	2015	4-5	4-6	8-11
1980	6-1	4-2	10-3	1998	4-2	3-3	7-5	2016	3-6	4-6	7-12
1981	4-2	4-0	8-2	1999	3-3	1-5	4-8	2017	5-5	2-7	7-12
1982	3-4	1-5	4-9	2000	5-2	3-3	8-5	2018	5-5	4-5	9-10
1983	4-2	4-3	8-5	2001	7-3	7-3	14-6	2019	7-3	6-3	13-6
1984	2-5	4-2	6-7	2002	7-3	4-6	11-9	2020	5-2	1-2	6-4
1985	4-2	3-4	7-6	2003	7-3	5-5	12-8	<b>Totals</b>	<b>240-182</b>	<b>216-204</b>	<b>456-386</b>

# MINNESOTA TWINS



American League Central  
 Target Field  
 1 Twins Way  
 Minneapolis, MN 55403  
 Switchboard: (612) 659-3400  
 Press Box: (612) 659-3400, ext. 2400  
 Media Relations: (612) 659-3471  
 Media Relations FAX: (612) 659-4029

Executive Chair ..... Jim Pohlad  
 President & Chief Executive Office ..... Dave St. Peter  
 President, Baseball Operations ..... Derek Falvey  
 Senior Vice President, General Manager ..... Thad Levine  
 Manager ..... Rocco Baldelli  
 137-85 (2 seasons)  
 Senior Director, Communications ..... Dustin Morse (612) 659-3472  
 Senior Manager, Communications ..... Mitch Hestad (612) 659-3473  
 Senior Director, Team Travel ..... Mike Herman (612) 659-3471  
 Stadium ..... Target Field  
 Capacity / Opened ..... 38,544 / 2010

## SERIES FACTS

Longest A's Winning Streak: 12, September 11, 2013-August 9, 2014  
 Longest Twins Winning Streak: 8 (twice), last: May 21-July 20, 2003  
 Last A's Series Sweep at Oakland (3 games): May 30-June 1, 2016  
 Last A's Series Sweep at Oakland (4 games): September 19-22, 2013  
 Last A's Series Sweep at Minnesota (3 games): April 7-10, 2014  
 Last A's Series Sweep at Minnesota (4 games): April 9-12, 1981  
 Last Twins Series Sweep at Oakland (3 games): July 18-20, 1997  
 Last Twins Series Sweep at Oakland (4 games): August 13-15, 1993  
 Last Twins Series Sweep at Minnesota (3 games): May 28-30, 2012  
 Last Twins Series Sweep at Minnesota (4 games): July 12-15, 2007  
 Last Twins Series Sweep at Minnesota (5 games): July 30-Aug. 2, 1976  
 Most Runs in a Game by Oakland: 18, September 11, 2013 (18-3)  
 Most Runs in a Game by Minnesota: 20, April 27, 1980 (20-11)  
 Widest Margin of Victory by Oakland: 15 (twice), last: September 11, 2013 (18-3)  
 Widest Margin of Victory by Minnesota: 13, May 6, 2015 (13-0)

## SERIES BREAKDOWN

	W	L	PCT.
PHI vs. Senators (1901-54)	579	572	.503
KC vs. Senators (1955-60)	68	64	.515
KC vs. Twins (1961-67)	57	69	.452
OAK vs. Twins (1968-2019)	309	305	.503
<b>Totals</b>	<b>1013</b>	<b>1010</b>	<b>.501</b>
at the Coliseum	172	131	.568
at Target Field	20	19	.513

## 2021 SCHEDULE

Dates	Site	Times
April 19-21	OAK	6:40, 6:40, 12:37
May 14-16	MIN	5:10, 1:05, 11:10

## 2019 RECAP

Date	H-A	W-L	Score	Winner	Loser
7/2	H	W	8-6	Mengden	Odorizzi
7/3	H	L	3-4	Parker	Trinen
7/4	H	W	7-2	Wang	Berrios
7/18	A	L	3-6	Gibson	Petit
7/19	A	W	5-4	Bassitt	Harper
7/20	A	W	5-4	Trinen	Rogers
7/21	A	L	6-7	Stewart	Hendriks
<b>Totals</b>	<b>4-3</b>	<b>37-32</b>			

## YEAR-BY-YEAR SERIES RESULTS

Year	Home	Road	Totals	Year	Home	Road	Totals	Year	Home	Road	Totals
1968	6-3	4-5	10-8	1986	4-3	3-3	7-6	2004	2-1	3-1	5-2
1969	3-6	2-7	5-13	1987	3-3	0-7	3-10	2005	3-3	3-1	6-4
1970	2-7	3-6	5-13	1988	4-3	4-2	8-5	2006	3-1	1-5	4-6
1971	5-4	5-4	10-8	1989	4-2	3-4	7-6	2007	2-1	0-4	2-5
1972	6-2	3-6	9-8	1990	5-2	2-4	7-6	2008	4-3	1-2	5-5
1973	2-7	2-7	4-14	1991	3-3	2-5	5-8	2009	4-3	2-1	6-4
1974	7-2	6-3	13-5	1992	4-3	4-2	8-5	2010	1-2	2-4	3-6
1975	6-3	6-3	12-6	1993	1-5	4-3	5-8	2011	2-3	2-1	4-4
1976	6-3	1-8	7-11	1994	2-2	3-0	5-2	2012	2-1	3-3	5-4
1977	4-3	2-5	6-8	1995	4-2	3-3	7-5	2013	4-0	2-1	6-1
1978	3-5	3-4	6-9	1996	4-2	3-4	7-6	2014	3-1	3-0	6-1
1979	2-4	2-5	4-9	1997	2-4	2-3	4-7	2015	2-1	1-3	3-4
1980	5-2	2-4	7-6	1998	3-3	4-1	7-4	2016	3-0	1-2	4-2
1981	3-0	5-2	8-2	1999	4-2	1-5	5-7	2017	2-1	1-2	3-3
1982	5-2	5-1	10-3	2000	2-4	5-1	7-5	2018	2-1	3-1	5-2
1983	4-2	5-2	9-4	2001	1-2	3-3	4-5	2019	2-1	2-2	4-3
1984	4-3	1-5	5-8	2002	4-2	2-1	6-3	<b>Totals</b>	<b>172-131</b>	<b>137-174</b>	<b>309-305</b>
1985	3-1	2-7	5-8	2003	1-2	0-6	1-8				

# NEW YORK YANKEES



American League East  
 Yankee Stadium  
 One East 161st Street  
 Bronx, NY 10451  
**Switchboard:** (718) 293-4300  
**Press Box:** (718) 579-4460  
**Media Relations:** (718) 579-4460  
**Media Relations FAX:** (718) 293-8414

Managing General Partner / Co-Chairperson.....Harold Z. Steinbrenner  
 President.....Randy Levine, Esq.  
 Senior Vice President, General Manager.....Brian Cashman  
 Manager.....Aaron Boone  
 236-148 (3 seasons)  
 Vice President, Communications & Media Relations...Jason Zillo (718) 579-4515  
 Director, Communications & Media Relations...Michael Margolis (718) 579-4503  
 Director, Team Travel & Player Services.....Ben Tuliebitz (718) 579-4447  
 Stadium.....Yankee Stadium  
 Capacity / Opened.....46,537 / 2009

## SERIES FACTS

Longest A's Winning Streak: 16, September 9, 1989-May 1, 1991  
 Longest Yankees Winning Streak: 11, July 5, 2010-July 22, 2011  
 Last A's Series Sweep at Oakland (3 games): August 20-22, 2019  
 Last A's Series Sweep at Oakland (4 games): June 15-18, 2017  
 Last A's Series Sweep at New York (3 games): April 19-21, 2016  
 Last A's Series Sweep at New York (4 games): July 14-16, 1972  
 Last Yankees Series Sweep at Oakland (3 games): May 25-27, 2012  
 Last Yankees Series Sweep at Oakland (4 games): May 19-22, 2016  
 Last Yankees Series Sweep at New York (3 games): July 18-20, 2008  
 Last Yankees Series Sweep at New York (4 games): August 30-September 2, 2010  
 Most Runs in a Game by Oakland: 19, August 29, 1989 (19-5)  
 Most Runs in a Game by New York: 22, August 25, 2011 (22-9)  
 Widest Margin of Victory by Oakland: 14, August 29, 1989 (19-5)  
 Widest Margin of Victory by New York: 16, August 26, 1997 (18-2)

## SERIES BREAKDOWN

	W	L	PCT.
PHI vs. Orioles (1901-02)	21	18	.538
PHI vs. Yankees (1903-54)	445	665	.401
KC vs. Yankees (1955-67)	75	183	.291
OAK vs. Yankees (1968-2019)	254	283	.473
<b>Totals</b>	<b>795</b>	<b>1149</b>	<b>.409</b>
<b>at the Coliseum</b>	<b>141</b>	<b>128</b>	<b>.524</b>
<b>at Yankee Stadium</b>	<b>16</b>	<b>24</b>	<b>.400</b>

## 2021 SCHEDULE

Dates	Site	Times
June 18-20	NY	4:05, 10:05, 10:05
Aug. 26-29	OAK	6:40, 6:40, 1:07, 1:07

## 2019 RECAP

Date	H-A	W-L	Score	Winner	Loser
8/20	H	W	6-2	Bailey	German
8/21	H	W	6-4	Fiers	Happ
8/22	H	W	5-3	Roark	Tanaka
8/30	A	W	8-2	B. Anderson	Kahnle
8/31	A	L	3-4	Gerrin	Trivino
9/1	A	L	4-5	Ottavino	Hendriks
<b>Totals</b>		<b>4-2</b>	<b>32-20</b>		

## YEAR-BY-YEAR SERIES RESULTS

Year	Home	Road	Totals	Year	Home	Road	Totals	Year	Home	Road	Totals
1968	2-7	6-3	8-10	1986	4-2	3-3	7-5	2004	1-2	1-5	2-7
1969	5-1	1-5	6-6	1987	4-2	3-3	7-5	2005	1-5	1-2	2-7
1970	4-2	2-4	6-6	1988	4-2	2-4	6-6	2006	2-1	4-2	6-3
1971	2-4	5-1	7-5	1989	4-2	5-1	9-3	2007	2-1	2-1	4-2
1972	4-2	5-1	9-3	1990	6-0	6-0	12-0	2008	1-2	0-3	1-5
1973	5-1	3-3	8-4	1991	3-3	3-3	6-6	2009	1-2	1-5	2-7
1974	3-3	2-4	5-7	1992	4-2	2-4	6-6	2010	1-5	0-4	1-9
1975	3-3	3-3	6-6	1993	4-2	2-4	6-6	2011	0-3	3-3	3-6
1976	2-4	4-2	6-6	1994	2-4	3-3	5-7	2012	4-3	1-2	5-5
1977	1-4	1-5	2-9	1995	5-1	4-3	9-4	2013	3-0	2-1	5-1
1978	2-3	0-5	2-8	1996	1-5	2-4	3-9	2014	2-1	2-1	4-2
1979	1-5	2-4	3-9	1997	3-2	2-4	5-6	2015	3-1	1-2	4-3
1980	3-3	1-5	4-8	1998	2-4	1-4	3-8	2016	0-4	3-0	3-4
1981	2-2	1-2	3-4	1999	2-4	2-2	4-6	2017	4-0	1-2	5-2
1982	3-3	2-4	5-7	2000	1-2	2-4	3-6	2018	2-1	1-2	3-3
1983	2-4	2-4	4-8	2001	6-0	0-3	6-3	2019	3-0	1-2	4-2
1984	3-3	1-5	4-8	2002	1-2	3-3	4-5	<b>Totals</b>	<b>141-128</b>	<b>113-155</b>	<b>254-283</b>
1985	4-2	1-5	5-7	2003	4-2	2-1	6-3				

# SEATTLE MARINERS



American League West  
 T-Mobile Park  
 1250 First Avenue South  
 Seattle, WA 98134  
 Switchboard: (206) 346-4000  
 Press Box: (206) 346-4639, 4622  
 Media Relations: (206) 346-4000

Chairman & Managing Partner ..... John Stanton  
 President & Chief Executive Officer ..... Kevin Mather  
 Executive V.P. & General Manager, Baseball Operations ..... Jerry Dipoto  
 Manager ..... Scott Servais  
 348-360 (5 seasons)  
 Vice President, Communications ..... Tim Hevly (206) 346-4402  
 Senior Manager, Baseball Information ..... Kelly Munro (206) 346-4401  
 Director, Major League Operations ..... Jack Mosimann (2016) 817-6986  
 Stadium ..... T-Mobile Park  
 Capacity / Opened ..... 47,480 / 1999

## SERIES FACTS

Longest A's Winning Streak: 15, April 7-August 16, 2006  
 Longest Mariners Winning Streak: 8, July 9-September 26, 2017  
 Last A's Series Sweep at Oakland (3 games): May 24-26, 2019  
 Last A's Series Sweep at Oakland (4 games): September 10-13, 1992  
 Last A's Series Sweep at Seattle (3 games): April 8-10, 2016  
 Last A's Series Sweep at Seattle (4 games): Sept. 30-Oct. 3, 2010  
 Last Mariners Series Sweep at Oakland (3 games): September 9-11, 2016  
 Last Mariners Series Sweep at Oakland (4 games): None  
 Last Mariners Series Sweep at Seattle (3 games): September 1-3, 2017  
 Last Mariners Series Sweep at Seattle (4 games): August 12-15, 1991  
 Most Runs in a Game by Oakland: 16, April 17, 1981 (16-1)  
 Most Runs in a Game by Seattle: 15 (three times), last: August 6, 1995 (15-8)  
 Widest Margin of Victory by Oakland: 15, April 17, 1981 (16-1)  
 Widest Margin of Victory by Seattle: 13, July 2, 2003 (13-0)

## SERIES BREAKDOWN

	W	L	PCT.
OAK vs. Mariners (1977-2020)	366	305	.545
<b>Totals</b>	<b>366</b>	<b>305</b>	<b>.545</b>
at the Coliseum	197	136	.592
at T-Mobile Park	92	102	.474

## 2021 SCHEDULE

Dates	Site	Times
May 24-26	OAK	6:40, 6:40, 12:37
May 31-June 2	SEA	1:10, 7:10, 7:10
July 22-25	SEA	7:10, 7:10, 1:10
Aug. 23-24	OAK	6:40, 12:37
Sept. 20-23	OAK	6:40, 6:40, 6:40, 12:37
Sept. 27-29	SEA	7:10, 7:10, 7:10

## 2020 RECAP

Date	H-A	W-L	Score	Winner	Loser
7/31	A	L	3-5	Walker	Manaea
8/1	A	W	3-2	Soria	Altavilla
8/2	A	W	3-2	Bassitt	Graveman
8/3	A	W	11-1	Montas	Sheffield
9/14	A	L	5-6	Gonzales	Soria
9/14	A	W	9-0	Minor	Yacobonis
9/25	H	W	3-1	Diekman	Gerber
9/26	H	L	1-5	Graveman	Hendriks
9/26	H	L	3-12	Dunn	Blackburn
9/27	H	W	6-2	Petit	Hirano
<b>Totals</b>	<b>6-4</b>	<b>47-36</b>			

## YEAR-BY-YEAR SERIES RESULTS

Year	Home	Road	Totals	Year	Home	Road	Totals	Year	Home	Road	Totals
1977	3-4	4-4	7-8	1993	3-3	6-1	9-4	2009	4-6	1-8	5-14
1978	7-1	6-1	13-2	1994	2-2	2-1	4-3	2010	7-2	6-4	13-6
1979	5-1	3-4	8-5	1995	5-2	2-4	7-6	2011	5-4	4-6	9-10
1980	4-3	4-2	8-5	1996	5-2	3-3	8-5	2012	6-4	6-3	12-7
1981	3-1	3-0	6-1	1997	2-4	3-3	5-7	2013	4-6	4-5	8-11
1982	4-3	2-4	6-7	1998	3-3	2-4	5-7	2014	4-6	5-4	9-10
1983	4-2	5-2	9-4	1999	4-2	2-4	6-6	2015	3-7	3-6	6-13
1984	6-1	2-4	8-5	2000	4-2	5-2	9-4	2016	1-8	6-4	7-12
1985	5-1	3-4	8-5	2001	5-5	4-5	9-10	2017	4-5	3-7	7-12
1986	5-2	5-1	10-3	2002	4-5	4-6	8-11	2018	5-5	4-5	9-10
1987	3-3	2-5	5-8	2003	5-5	2-7	7-12	2019	6-4	4-5	10-9
1988	5-2	4-2	9-4	2004	7-3	4-5	11-8	2020	2-2	4-2	6-4
1989	5-1	4-3	9-4	2005	6-3	6-3	12-6	<b>Totals</b>	<b>198-139*</b>	<b>168-166</b>	<b>366-305</b>
1990	4-3	5-1	9-4	2006	9-0	8-2	17-2				
1991	6-0	0-7	6-7	2007	1-8	4-6	5-14				
1992	7-0	5-1	12-1	2008	6-3	4-6	10-9				

\*includes 1-3 in Tokyo, Japan



# TAMPA BAY RAYS



American League East  
Tropicana Field  
One Tropicana Drive  
St. Petersburg, FL 33705  
Switchboard: (727) 825-3137  
Press Box: (727) 825-3129  
Media Relations: (727) 825-3242  
Communications FAX: (727) 825-3111

Principal Owner .....Stuart Sternberg  
President.....Brian Auld  
President.....Matt Silverman  
Manager.....Kevin Cash  
454-416 (6 seasons)  
Director, Communications.....Ryan Sheets (727) 825-3237  
Manager, Baseball Communications.....Craig Vanderkam (727) 825-3473  
Director, Team Travel & Logistics.....Chris Westmoreland  
Stadium.....Tropicana Field  
Capacity / Opened.....25,025 / 1998

## SERIES FACTS

Longest A's Winning Streak: 7 (twice), last: September 2, 2001-May 26, 2002  
Longest Rays Winning Streak: 6, May 26-September 4, 1998  
Last A's Series Sweep at Oakland (3 games): August 30-September 1, 2013  
Last A's Series Sweep at Oakland (4 games): None  
Last A's Series Sweep at Tampa Bay (3 games): None  
Last A's Series Sweep at Tampa Bay (4 games): September 10-13, 1999  
Last Rays Series Sweep at Oakland (3 games): None  
Last Rays Series Sweep at Oakland (4 games): None  
Last Rays Series Sweep at Tampa Bay (3 games): April 19-21, 2013  
Last Rays Series Sweep at Tampa Bay (4 games): July 24-27, 1998  
Most Runs in a Game by Oakland: 17, September 15, 2000 (17-3)  
Most Runs in a Game by Tampa Bay: 14 (twice), last: August 25, 2007 (14-3)  
Widest Margin of Victory by Oakland: 13, May 30, 2001 (15-2)  
Widest Margin of Victory by Tampa Bay: 11, August 25, 2007 (14-3)

## SERIES BREAKDOWN

	W	L	PCT.
OAK vs. Rays (1998-2019)	109	76	.589
<b>Totals</b>	<b>109</b>	<b>76</b>	<b>.589</b>
at the Coliseum	60	32	.652
at Tropicana Field	49	44	.527

## 2021 SCHEDULE

Dates	Site	Times
April 26-29	TB	4:10, 4:10, 4:10, 10:10
May 7-9	OAK	6:40, 1:07, 1:07

## 2019 RECAP

Date	H-A	W-L	Score	Winner	Loser
6/10	A	L	2-6	Morton	T. Anderson
6/11	A	W	4-3	Fiers	Pagan
6/12	A	W	6-2	Hendriks	Kolarek
6/20	H	W	5-4	Trivino	Castillo
6/21	H	L	3-5	Pruitt	T. Anderson
6/22	H	W	4-2	Petit	Castillo
6/23	H	L	2-8	Yarbrough	B. Anderson
<b>Totals</b>	<b>4-3</b>	<b>26-30</b>			

## YEAR-BY-YEAR SERIES RESULTS

Year	Home	Road	Totals	Year	Home	Road	Totals	Year	Home	Road	Totals
1998	3-2	2-4	5-6	2006	4-2	2-1	6-3	2014	2-1	2-1	4-2
1999	5-1	4-0	9-1	2007	1-2	3-4	4-6	2015	1-2	2-2	3-4
2000	3-1	4-1	7-2	2008	2-4	1-2	3-6	2016	3-1	2-1	5-2
2001	5-1	2-1	7-2	2009	2-1	4-3	6-4	2017	1-2	1-3	2-5
2002	3-0	5-1	8-1	2010	4-3	0-2	4-5	2018	1-3	1-2	2-5
2003	5-1	1-2	6-3	2011	3-1	2-1	5-2	2019	2-2	2-1	4-3
2004	3-0	4-2	7-2	2012	1-2	4-2	5-4	<b>Totals</b>	<b>60-32</b>	<b>49-44</b>	<b>109-76</b>
2005	3-0	1-5	4-5	2013	3-0	0-3	3-3				

## MAJOR LEAGUE BASEBALL DIRECTORY

Office of the Commissioner • 245 Park Avenue • New York, NY 10167 • (212) 931-7800

Chief Communications Officer: Pat Courtney (212) 931-7878  
Vice President, Communications: John Blundell (212) 931-7885  
Vice President, Business Communications: Matt Bourne (212) 931-7882  
Vice President, Corporate Communications: Matthew Gould (212) 485-8959  
Vice President, Communications: Mike Teevan (212) 931-7879



# TEXAS RANGERS



American League West  
Globe Life Field  
734 Stadium Drive  
Arlington, TX 76011

Switchboard: (817) 533-1972  
Press Box: (817) 533-1914  
Media Relations: (817) 273-5203

Chairman & Managing Partner .....Ray Davis  
President, Baseball Operations .....Jon Daniels  
Manager .....Chris Woodward  
100-122 (2 seasons)  
Executive Vice President, Communications .....John Blake (817) 533-1656  
Senior Director, Communications .....Rich Rice (817) 533-1657  
Manager, Baseball Information .....Matt Mallian (817) 533-1662  
Director, Travel .....Josh Shelton  
Stadium .....Globe Life Field  
Capacity / Opened .....40,518/ 2020

## SERIES FACTS

Longest A's Winning Streak: 9 (twice), last: June 26, 2003-April 6, 2004  
Longest Rangers Winning Streak: 13, July 6, 1977-May 18, 1978  
Last A's Series Sweep at Oakland (3 games): August 4-6, 2020  
Last A's Series Sweep at Oakland (4 games): None  
Last A's Series Sweep at Texas (3 games): September 13-15, 2019  
Last A's Series Sweep at Texas (4 games): July 23-26, 2018  
Last Rangers Series Sweep at Oakland (3 games): September 22-24, 2015  
Last Rangers Series Sweep at Oakland (4 games): September 23-25, 1977  
Last Rangers Series Sweep at Texas (3 games): May 12-14, 2017  
Last Rangers Series Sweep at Texas (4 games): July 7-10, 2011  
Most Runs in a Game by Oakland: 23, September 30, 2000 (23-2)  
Most Runs in a Game by Texas: 17, May 5, 2000 (17-16)  
Widest Margin of Victory by Oakland: 21, September 30, 2000 (23-2)  
Widest Margin of Victory by Texas: 14, August 9, 2006 (14-0)

## SERIES BREAKDOWN

	W	L	PCT.
KC vs. Senators (1961-67)	63	62	.504
OAK vs. Senators (1968-71)	34	20	.630
OAK vs. Rangers (1972-2020)	385	376	.506
<b>Totals</b>	<b>482</b>	<b>458</b>	<b>.513</b>
at the Coliseum	203	176	.536
at Globe Life Field	4	3	.571

## 2021 SCHEDULE

Dates	Site	Times
June 21-24	TEX	5:05, 5:05, 5:05, 11:05
June 29-July 1	OAK	6:40, 6:40, 12:37
July 9-11	TEX	5:05, 1:05, 11:35
Aug. 6-8	OAK	6:40, 1:07, 1:07
Aug. 13-15	TEX	5:05, 4:05, 11:35
Sept. 10-12	OAK	6:40, 1:07, 1:07

## 2020 RECAP

Date	H-A	W-L	Score	Winner	Loser
8/4	H	W	5-1	Hendriks	Vólquez
8/5	H	W	6-4	McFarland	Gibaut
8/6	H	W	6-4	Fiers	Minor
8/24	A	L	2-3	Lynn	Luzardo
8/25	A	W	10-3	Manawa	Gibson
8/26	A	W	3-1	Fiers	Allard
9/11	A	W	10-6	Fiers	Garcia
9/12	A	L	2-5	Benjamin	Jefferies
9/12	A	W	10-1	Bassitt	Allard
9/13	A	L	3-6	Lynn	Montas
<b>Totals</b>	<b>7-3</b>	<b>57-34</b>			

## YEAR-BY-YEAR SERIES RESULTS

Year	Home	Road	Totals	Year	Home	Road	Totals	Year	Home	Road	Totals
1972	4-2	7-2	11-4	1989	4-3	4-2	8-5	2006	4-5	5-5	9-10
1973	7-2	4-5	11-7	1990	3-3	5-2	8-5	2007	6-4	3-6	9-10
1974	3-6	5-4	8-10	1991	2-5	2-4	4-9	2008	4-6	3-6	7-12
1975	6-3	6-3	12-6	1992	4-2	5-2	9-4	2009	6-4	5-4	11-8
1976	4-5	3-6	7-11	1993	4-3	1-5	5-8	2010	5-5	4-5	9-10
1977	2-6	0-7	2-13	1994	3-3	4-0	7-3	2011	4-6	2-7	6-13
1978	4-2	2-7	6-9	1995	3-4	2-4	5-8	2012	7-2	4-6	11-8
1979	1-6	1-5	2-11	1996	3-3	4-3	7-6	2013	4-5	6-4	10-9
1980	3-3	4-3	7-6	1997	3-3	2-4	5-7	2014	2-7	7-3	9-10
1981	2-1	2-1	4-2	1998	2-4	4-2	6-6	2015	4-6	6-3	10-9
1982	3-3	2-5	5-8	1999	4-2	1-5	5-7	2016	5-5	4-5	9-10
1983	2-5	0-6	2-11	2000	4-2	1-5	5-7	2017	8-1	3-7	11-8
1984	5-1	3-4	8-5	2001	4-5	5-5	9-10	2018	7-3	6-3	13-6
1985	3-4	3-3	6-7	2002	8-2	5-4	13-6	2019	7-3	6-3	13-6
1986	2-4	1-6	3-10	2003	8-1	7-3	15-4	2020	3-0	4-3	7-3
1987	3-4	3-3	6-7	2004	6-4	5-5	11-9	<b>Totals</b>	<b>203-176</b>	<b>182-200</b>	<b>385-376</b>
1988	4-2	4-3	8-5	2005	4-6	7-2	11-8				

# TORONTO BLUE JAYS



American League East  
 Rogers Centre  
 1 Blue Jays Way  
 Toronto, Ontario M5V 1J1  
 Switchboard: (416) 341-1000  
 Press Box: (416) 341-1178  
 Media Relations: (416) 341-1301  
 Media Relations FAX: (416) 341-1250

Chairman, Toronto Blue Jays .....Edward Rogers  
 Vice Chairman, Rogers Communications Inc .....Phil Lind  
 President and Chief Executive Officer .....Mark Shapiro  
 Executive V.P., Baseball Operations & General Manager.....Ross Atkins  
 Manager .....Charlie Montoyo  
 99-123 (2 seasons)  
 Director, Communications .....Jessica Beard (416) 357-3147  
 Communications Advisor & Liaison .....Richard Griffin (416) 433-9600  
 Coordinator, Communications.....Adam Felton (647) 283-8795  
 Director, Team Travel and Clubhouse Operations....Michael Shaw (416) 341-1251  
 Stadium.....Rogers Centre  
 Capacity / Opened .....49,286 / 1989

## SERIES FACTS

Longest A's Winning Streak: 9, July 22, 1980-May 24, 1981  
 Longest Blue Jays Winning Streak: 8, June 18-September 15, 1982  
 Last A's Series Sweep at Oakland (3 games): July 30-August 1, 2018  
 Last A's Series Sweep at Oakland (4 games): July 3-6, 2014  
 Last A's Series Sweep at Toronto (3 games): April 8-10, 2008  
 Last A's Series Sweep at Toronto (4 games): May 17-20, 2018  
 Last Blue Jays Series Sweep at Oakland (3 games): April 19-21, 2019  
 Last Blue Jays Series Sweep at Oakland (4 games): None  
 Last Blue Jays Series Sweep at Toronto (3 games): April 26-28, 2019  
 Last Blue Jays Series Sweep at Toronto (4 games): July 24-27, 2017  
 Most Runs in a Game by Oakland: 17 (twice), last: August 24, 2003 (17-2)  
 Most Runs in a Game by Toronto: 18, July 29, 1995 (18-11)  
 Widest Margin of Victory by Oakland: 16, July 25, 2012 (16-0)  
 Widest Margin of Victory by Toronto: 12 (twice), last: May 29, 2008 (12-0)

## SERIES BREAKDOWN

	W	L	PCT.
OAK vs. Blue Jays (1977-2019)	224	201	.527
<b>Totals</b>	<b>224</b>	<b>201</b>	<b>.527</b>
at the Coliseum	112	100	.528
at Rogers Centre	71	67	.514

## 2021 SCHEDULE

Dates	Site	Times
May 4-6	OAK	6:40, 6:40, 6:40, 12:37
Sept. 3-5	TOR	4:07, 12:07, 10:07

## 2019 RECAP

Date	H-A	W-L	Score	Winner	Losers
4/19	H	L	1-5	Stroman	Brooks
4/20	H	L	1-10	Gaviglio	Fiers
4/21	H	L	4-5	Hudson	B. Anderson
4/26	A	L	2-4	Giles	Petit
4/27	A	L	1-7	Sanchez	B. Anderson
4/28	A	L	4-5	Luciano	Treinen
<b>Totals</b>		<b>0-6</b>	<b>13-36</b>		

## YEAR-BY-YEAR SERIES RESULTS

Year	Home	Road	Totals	Year	Home	Road	Totals	Year	Home	Road	Totals
1977	2-3	5-0	7-3	1993	1-5	4-2	5-7	2009	2-4	1-2	3-6
1978	5-0	2-4	7-4	1994	2-1	3-0	5-1	2010	2-1	1-3	3-4
1979	2-4	2-4	4-8	1995	2-3	1-4	3-7	2011	2-2	3-3	5-5
1980	4-2	4-2	8-4	1996	1-5*	3-3	4-8	2012	3-3	2-1	5-4
1981	6-0	4-2	10-2	1997	4-1	2-4	6-5	2013	1-2	3-1	4-3
1982	0-6	3-3	3-9	1998	3-3	2-3	5-6	2014	4-0	0-3	4-3
1983	4-2	2-4	6-6	1999	2-2	6-0	8-2	2015	1-2	0-3	1-5
1984	2-4	2-4	4-8	2000	4-2	3-1	7-3	2016	2-1	1-2	3-3
1985	2-4	3-3	5-7	2001	2-1	4-2	6-3	2017	2-1	0-4	2-5
1986	5-1	3-3	8-4	2002	3-3	0-3	3-6	2018	3-0	4-0	7-0
1987	3-3	4-2	7-5	2003	2-1	3-1	5-2	2019	0-3	0-3	0-6
1988	3-3	6-0	9-3	2004	4-2	2-1	6-3	<b>Totals</b>	<b>112-102*</b>	<b>112-99</b>	<b>224-201</b>
1989	4-2	3-3	7-5	2005	4-3	1-2	5-5				
1990	2-4	5-1	7-5	2006	3-1	3-3	6-4				
1991	3-3	3-3	6-6	2007	2-4	3-0	5-4				
1992	3-3	3-3	6-6	2008	1-2	3-4	4-6				

\*includes 0-2 in Las Vegas

# ARIZONA DIAMONDBACKS



National League West  
Chase Field  
401 East Jefferson Street  
Phoenix, AZ 85004  
Switchboard: (602) 462-6500  
Press Box: (602) 462-6565  
Media Relations: (602) 462-6519  
Media Relations FAX: (602) 462-6527

Managing General Partner ..... Ken Kendrick  
President & Chief Executive Officer ..... Derrick Hall  
Executive Vice President & General Manager ..... Mike Hazen  
Manager ..... Torey Lovullo  
285-261 (4 seasons)  
Senior Director, Player and Media Relations ..... Casey Wilcox (602) 462-6661  
Director, Player and Media Relations ..... Patrick O'Connell (602) 462-6586  
Senior Director, Team Travel & Home Clubhouse Manager .....  
Roger Riley (602) 462-6512  
Stadium ..... Chase Field  
Capacity / Opened ..... 48,405 / 1998

## SERIES FACTS

Longest A's Winning Streak: 3, July 6-8, 2001  
Longest Diamondbacks Winning Streak: 4 (twice), last: June 8, 2012-August 28, 2015  
Last A's Series Sweep at Arizona: July 6-8, 2001  
Last Diamondbacks Series Sweep at Oakland: June 30-July 2, 2006  
Last Diamondbacks Series Sweep at Arizona: June 8-10, 2012  
Most Runs in a Game by Oakland: 15, June 17, 2008 (15-1)  
Most Runs in a Game by Arizona: 12, June 7, 1998 (12-4)  
Widest Margin of Victory by Oakland: 14, June 17, 2008 (15-1)  
Widest Margin of Victory by Arizona: 10, June 18, 2008 (11-1)

## SERIES BREAKDOWN

	W	L	PCT.
OAK vs. Diamondbacks (1998-2020)	19	18	.513
<b>Totals</b>	<b>19</b>	<b>18</b>	<b>.513</b>
at the Coliseum	11	9	.550
at Chase Field	8	9	.471

## 2021 SCHEDULE

Dates	Site	Times
April 12-13	ARI	6:40, 12:40
June 8-9	OAK	6:40, 12:37

## YEAR-BY-YEAR SERIES RESULTS

Year	Home	Road	Totals
1998	2-1	0-0	2-1
1999	0-0	2-1	2-1
2000	2-1	0-0	2-1
2001	0-0	3-0	3-0
2006	0-3	0-0	0-3
2008	0-0	1-2	1-2
2009	1-2	0-0	1-2
2011	2-1	0-0	2-1
2012	0-0	0-3	0-3
2015	0-0	2-1	2-1
2018	2-1	0-0	2-1
2020	2-0	0-2	2-2
<b>Totals</b>	<b>11-9</b>	<b>8-9</b>	<b>19-18</b>

# COLORADO ROCKIES



National League West  
Coors Field  
2001 Blake Street  
Denver, CO 80205  
Switchboard: (303) 292-0200  
Press Box: (303) 312-2326  
Media Relations: (303) 312-2325  
Media Relations FAX: (303) 312-2319

Owner/Chairman and Chief Executive Officer ..... Richard L. Monfort  
Executive Vice President and General Manager ..... Jeff Bridich  
Manager ..... Bud Black  
924-985 (13 seasons)  
275-272 (4 seasons with Colorado)  
Vice President, Communications & Marketing ..... Jill Campbell (303) 312-2223  
Supervisor, Communications ..... Cory Little (303) 312-2232  
Stadium ..... Coors Field  
Capacity / Opened ..... 50,144 / 1995

## SERIES FACTS

Longest A's Winning Streak: 4 (twice), last: June 12, 2012-June 29, 2015  
Longest Rockies Winning Streak: 6, July 27, 2018-September 15, 2020  
Last A's Series Sweep at Oakland: July 15-17, 2001  
Last A's Series Sweep at Colorado: June 12-14, 2012  
Last Rockies Series Sweep at Oakland: June 26-28, 2009  
Last Rockies Series Sweep at Colorado: July 27-29, 2018  
Most Runs in a Game by Oakland: 11, July 17, 2000 (11-10)  
Most Runs in a Game by Colorado: 18, July 18, 2000 (18-3)  
Widest Margin of Victory by Oakland: 6, June 29, 2015 (7-1)  
Widest Margin of Victory by Colorado: 15, July 18, 2000 (18-3)

## SERIES BREAKDOWN

	W	L	PCT.
OAK vs. Rockies (1997-2020)	16	19	.457
<b>Totals</b>	<b>16</b>	<b>19</b>	<b>.457</b>
at the Coliseum	9	7	.563
at Coors Field	7	12	.368

## 2021 SCHEDULE

Dates	Site	Times
June 4-6	COL	5:40, TBD, 12:10

## YEAR-BY-YEAR SERIES RESULTS

Year	Home	Road	Totals
1997	1-1	0-2	1-3
1998	0-0	1-2	1-2
1999	3-0	0-0	3-0
2000	0-0	1-2	1-2
2001	3-0	0-0	3-0
2006	0-0	1-2	1-2
2009	0-3	0-0	0-3
2012	0-0	3-0	3-0
2015	2-1	0-0	2-1
2018	0-0	0-3	0-3
2020	0-2	1-1	1-3
<b>Totals</b>	<b>9-7</b>	<b>7-12</b>	<b>16-19</b>

# LOS ANGELES DODGERS



National League West  
 Dodger Stadium  
 1000 Vin Scully Avenue  
 Los Angeles, CA 90012  
**Switchboard:** (323) 224-1500  
**Press Box:** (323) 224-1425  
**Media Relations:** (323) 224-1301  
**Media Relations FAX:** (323) 224-1459

Chairman & Owner.....Mark Walter  
 President & CEO.....Stan Kasten  
 President of Baseball Operations.....Andrew Friedman  
 Manager.....Dave Roberts  
 436-274 (5 seasons)  
 Senior Director, Public Relations.....Joe Jareck (323) 224-1549  
 Assistant Director, Public Relations.....Jon Chapper (323) 224-1589  
 Manager, Public Relations.....Juan Dorado (323) 224-1342  
 Senior Director, Team Travel.....Scott Akasaki (323) 224-2634  
 Stadium.....Dodger Stadium  
 Capacity / Opened.....56,000 / 1962

## SERIES FACTS

Longest A's Winning Streak: 4 (twice), last: June 19, 2012-July 28, 2015  
 Longest Dodgers Winning Streak: 3, June 13-August 29, 1997  
 Last A's Series Sweep at Oakland: June 19-21, 2012  
 Most Runs in a Game by Oakland: 16, April 11, 2018 (16-6)  
 Most Runs in a Game by Los Angeles: 10, July 29, 2015 (10-7)  
 Widest Margin of Victory by Oakland: 10, April 11, 2018 (16-6)  
 Widest Margin of Victory by Los Angeles: 6, August 28, 1997 (7-1)

## SERIES BREAKDOWN

	W	L	PCT.
OAK vs. Dodgers (1997-2020)	22	14	.611
<b>Totals</b>	<b>22</b>	<b>14</b>	<b>.611</b>
at the Coliseum	15	3	.833
at Dodger Stadium	7	11	.389

## 2021 SCHEDULE

Dates	Site	Times
April 5-7	OAK	6:40, 6:40, 12:37

## YEAR-BY-YEAR SERIES RESULTS

Year	Home	Road	Totals
1997	1-1	0-2	1-3
1998	0-0	1-2	1-2
1999	3-0	0-0	3-0
2000	0-0	2-1	2-1
2001	2-1	0-0	2-1
2006	3-0	0-0	3-0
2009	0-0	1-2	1-2
2012	3-0	0-0	3-0
2015	2-0	1-1	3-1
2018	1-1	1-1	2-2
2020	0-0	1-2	1-2
<b>Totals</b>	<b>15-3</b>	<b>6-9</b>	<b>21-12</b>

# SAN DIEGO PADRES



National League West  
 PETCO Park  
 100 Park Boulevard  
 San Diego, CA 92101  
**Switchboard:** (619) 795-5000  
**Press Box:** (619) 795-5267  
**Media Relations:** (619) 795-5265  
**Media Relations FAX:** (619) 795-5266

Chairman.....Peter Seidler  
 President, Baseball Operations & General Manager.....A.J. Preller  
 Manager.....Jayce Tingler  
 37-23 (1 season)  
 Vice President, Communications.....Craig Hughner (619) 648-7395  
 Senior Manager, Media Relations.....Darren Feeny (617) 787-4134  
 Director, Player & Staff Services.....TJ Lasita  
 Stadium.....Petco Park  
 Capacity / Opened.....40,019 / 2004

## SERIES FACTS

Longest A's Winning Streak: 5, June 5, 2000-June 13, 2001  
 Longest Padres Winning Streak: 3, June 14, 2001-June 28, 2006  
 Last A's Series Sweep at Oakland: June 5-7, 2000  
 Most Runs in a Game by Oakland: 16, June 17, 2015 (16-2)  
 Most Runs in a Game by San Diego: 15, June 30, 1997 (15-6)  
 Widest Margin of Victory by Oakland: 14, June 17, 2015 (16-2)  
 Widest Margin of Victory by San Diego: 9, June 30, 1997 (15-6)

## SERIES BREAKDOWN

	W	L	PCT.
OAK vs. Padres (1997-2020)	24	12	.668
<b>Totals</b>	<b>24</b>	<b>12</b>	<b>.667</b>
at the Coliseum	12	6	.667
at Petco Park	7	3	.700

## 2021 SCHEDULE

Dates	Site	Times
July 27-28	SD	7:10, 1:10
Aug. 3-4	OAK	6:40, 12:37

## YEAR-BY-YEAR SERIES RESULTS

Year	Home	Road	Totals
1997	1-1	2-0	3-1
1998	2-1	0-0	2-1
1999	0-0	1-2	1-2
2000	3-0	0-0	3-0
2001	0-0	2-1	2-1
2006	0-0	1-2	1-2
2009	0-0	2-1	2-1
2012	2-1	0-0	2-1
2015	1-1	2-0	3-1
2018	2-0	2-0	4-0
2020	1-2	0-0	1-2
<b>Totals</b>	<b>12-6</b>	<b>12-6</b>	<b>24-12</b>

# SAN FRANCISCO GIANTS



National League West  
Oracle Park  
24 Willie Mays Plaza  
San Francisco, CA 94107  
Switchboard: (415) 972-2000  
Press Box: (415) 972-2450/2451  
Media Relations: (415) 972-2445  
Media Relations FAX: (415) 947-2800

President and Chief Executive Officer ..... Laurence M. Baer  
President, Baseball Operations ..... Farhan Zaidi  
General Manager ..... Scott Harris  
Manager ..... Gabe Kapler  
190-194 (3 seasons)  
29-31 (1 season with San Francisco)  
Vice President, Media Relations ..... Matt Chisholm (415) 972-2441  
Senior Director, Broadcast Communications and Media Operations .....  
Maria Jacinto (415) 972-2447  
Manager, Media Relations ..... Megan Brown (415) 972-2440  
Director, Team Travel and Club Operations ..... Abe Silvestri  
Stadium ..... Oracle Park  
Capacity / Opened ..... 41,331 / 2000

## SERIES FACTS

Longest A's Winning Streak: 7, June 8, 2007-June 27, 2008  
Longest Giants Winning Streak: 6, June 11, 2010-May 22, 2011  
Last A's Series Sweep at Oakland (2 games): July 7-8, 2014  
Last A's Series Sweep at Oakland (3 games): June 17-19, 2011  
Last A's Series Sweep at San Francisco (2 games): June 27-28, 2016  
Last A's Series Sweep at San Francisco (3 games): August 14-16, 2020  
Last Giants Series Sweep at Oakland (2 games): August 24-25, 2019  
Last Giants Series Sweep at Oakland (3 games): None  
Last Giants Series Sweep at San Francisco (3 games): July 24-26, 2015  
Most Runs in a Game by Oakland: 16, June 26, 2005 (16-0)  
Most Runs in a Game by San Francisco: 18, June 4, 2000 (18-2)  
Widest Margin of Victory by Oakland: 16, June 26, 2005 (16-0)  
Widest Margin of Victory by San Francisco: 16, June 4, 2000 (18-2)

## SERIES BREAKDOWN

	W	L	PCT.
OAK vs. Giants (1997-2020)	69	61	.516
<b>Totals</b>	<b>69</b>	<b>61</b>	<b>.516</b>
at the Coliseum	38	27	.581
at Oracle Park	27	31	.436

## 2021 SCHEDULE

Dates	Site	Times
June 25-27	SF	6:45, TBD, 1:05
Aug. 20-22	OAK	6:40, 1:07, 1:07

## 2020 RECAP

Date	H-A	W-L	Score	Winner	Loser
8/14	A	W	8-7	Soria	Garcia
8/15	A	W	7-6	McFarland	Gott
8/16	A	W	15-3	Fiers	Webb
9/18	H	W	6-0	Bassitt	Webb
9/19	H	W	6-0	Luzardo	Gausman
9/20	H	L	2-14	Anderson	Minor
<b>Totals</b>	<b>5-1</b>	<b>44-30</b>			

## YEAR-BY-YEAR SERIES RESULTS

Year	Home	Road	Totals	Year	Home	Road	Totals	Year	Home	Road	Totals
1997	1-1	1-1	2-2	2006	1-2	2-1	3-3	2015	1-2	0-3	1-5
1998	0-2	2-0	2-2	2007	2-1	3-0	5-1	2016	1-1	2-0	3-1
1999	2-1	1-2	3-3	2008	1-2	3-0	4-2	2017	1-1	1-1	2-2
2000	2-1	1-2	3-3	2009	1-2	0-3	1-5	2018	2-1	2-1	4-2
2001	2-1	0-3	2-4	2010	3-0	0-3	3-3	2019	0-2	1-1	1-3
2002	2-1	2-1	4-2	2011	3-0	0-3	3-3	2020	2-1	3-0	5-1
2003	2-1	1-2	3-3	2012	1-2	1-2	2-4	<b>Totals</b>	<b>38-27</b>	<b>31-34</b>	<b>69-61</b>
2004	1-2	2-1	3-3	2013	2-0	1-1	3-1				
2005	3-0	1-2	4-2	2014	2-0	1-1	3-1				

## DURING THE SPRING

The A's and Giants began playing Spring Training games in the Bay Area in 1983 and have played at least one game in Oakland or San Francisco every year except for 2000. Oakland is 49-43-2 (.532) in those games, which includes 21-16 (.568) in the Coliseum, 16-20-2 (.447) at Oracle Park and 12-7 (.632) at Candlestick Park. The A's have won 17 series, lost 14 and split six. For the last 16 years, the two clubs have played once in Oakland and twice in San Francisco, with the exception of 2014 when the game in Oakland was rained out, and 2020 when there was just one game in each city due to Covid-19. There have been four three-game sweeps, with the A's winning all three meetings in 1989 and 2019 and the Giants taking all three in 2011 and 2017.



The A's used **Excite Stadium** in San Jose as their alternate training site for the 2020 season.



PLAYER DEVELOPMENT

# ATHLETICS MINOR LEAGUE DIRECTORY

## SCOUTING DIRECTORY

Assistant General Manager, Major League and International Operations	Dan Feinstein
Assistant General Manager, Director of Player Personnel	Billy Owens
Director of Scouting	Eric Kubota
Director of Latin American Operations	Raymond Abreu
Assistant Director of Scouting	Sean Rooney
Special Assistant to Scouting and International Operations	Steve Sharpe
Professional Scouts	Shoody Babitt, Jeff Bittiger, Grant Brittain, Dan Freed, Trevor Ryan, Will Schock, Tom Thomas, Mike Ziegler
West Coast Supervisor	Scott Kidd
Midwest Supervisor	Mark Adair
Midwest Supervisor	Armann Brown
East Coast Supervisor	Marc Sauer
Master Pitching Scout	John Hughes
Latin American Scouting Supervisor	Juan Mosquera
Coordinator, Pacific Rim	Adam Hislop
Assistant Director, Scouting & Baseball Operations	Haley Alvarez
Coordinator, Scouting & Baseball Operations	Greg Ledford

## PLAYER DEVELOPMENT DIRECTORY

Director of Player Development	Ed Sprague
Special Advisor, Player Development	Keith Lieppman
Special Assistant to the General Manager	Grady Fuson
Director of Minor League Operations	Zak Basch
Director of Baseball Administration	Pamela Pitts
Manager, Minor League Operations	Nancy Moriuchi
Minor League Hitting Coordinator	Jim Eppard
Minor League Pitching Coordinator	Gil Patterson
Minor League Infield Coordinator	Juan Navarrete
Minor League Outfield and Baserunning Coordinator	Steve Scarson
Minor League Catching Coordinator	Gabe Ortiz
Latin America Field Coordinator	Eddie Menchaca
Throwing Performance Coach	Casey Upperman
Senior Coordinator of Medical Services	Larry Davis
Minor League Medical Coordinator	Nate Brooks
Minor League Rehab Coordinator	Travis Tims
Minor League Pitching Rehab Coordinator	Craig Lefferts
Assistant Pitching Rehab Coordinator	Bryan Corey
Advisor, Player Development	Webster Garrison
Latin American Medical Coordinator	Javier Alvidrez
Minor League Sport Performance Coordinator	J.D. Howell
Assistant Minor League Sport Performance Coordinator	Scott Smith
Major and Minor League Coordinator of EAP Services	Marc Strickland, PsyD
Assistant Minor League Coordinator of EAP Services	Jim Bauman
Manager, Minor League Equipment	Thomas Miller
Senior Coordinator of Educational and Cultural Programs	Kelvin Todd
Coordinator of Educational and Cultural Programs	Luis Victoria
Minor League Technology and Development Coordinator	Ed Gitlitz
Minor League Video Assistant	Taylor Schmid
Senior Facility Manager, Arizona	James Gibson
Arizona Clubhouse Manager	Chad Yaconetti
Arizona Clubhouse Assistant	Derek Smith
Arizona Clubhouse Assistant	Ty Ketterling
Head Groundskeeper, Arizona	Chad Huss
Assistant Groundskeeper, Arizona	Greg Hofer

## TERRITORIAL SCOUTS

Name	Territory	Resides
Steve Abney	Kansas, Nebraska, Missouri, Arkansas, Oklahoma	Lawrence, KS
Anthony Aliotti	Southern California	Lake Forest, CA
Anthony Aloisi	Alabama, Florida Panhandle, Tennessee	Nashville, TN
Neil Avent	North Carolina, South Carolina	Charlotte, NC
Fletcher Byrd	North Texas	Dallas, TX
Jim Coffman	Alaska, Idaho, Montana, Oregon, Washington	Portland, OR



Ruben Escalera	Puerto Rico	Carolina, PR
Tripp Faulk	DC, Delaware, Maryland, Virginia, West Virginia	Richmond, VA
Julio Franco	South Florida	Weston, FL
Matt Higginson	Canada, Western New York, Pennsylvania	Grimsby, ON
Derek Lee	Illinois, Iowa, Minnesota, North Dakota, South Dakota, Wisconsin	Frankfort, IL
Kelcey Mucker	Louisiana, Mississippi, South Texas, West Tennessee	Denham Springs, LA
Trevor Schaffer	Florida	Belleair, FL
Rich Sparks	Indiana, Kentucky, Michigan, Ohio	Macomb Township, MI
Jemel Spearman	Georgia, North Florida	Cumming, GA
Dillon Tung	Southern California	Los Angeles, CA
Jeff Urlaub	Arizona, Colorado, Southern Nevada, New Mexico, Utah, Wyoming	Phoenix, AZ
Ron Vaughn	New Jersey, New England, Eastern New York	Windsor, CT

## INTERNATIONAL SCOUTS

Territory	Name
Dominican Republic	Yendri Bachelor, Juan Carlos De La Cruz, Angel Eusebio, Wilfredo Magallanes, Amaury Reyes
Venezuela	Jose Barradas, Andri Garcia, Argenis Paez, Oswaldo Troconis
Australia	Dan Betrean
Colombia	Tito Quintero, Oswaldo Garcia
Japan	Toshiyuki Tomizuka
South Korea	Lewis Kim
Taiwan	Adam Hislop
Mexico	Javier Agelvis

## ATHLETICS SCOUTING ASSIGNMENTS



**Steve Abney**  
KS, NE, MO, AR, OK



**Mark Adair**  
Midwest Supervisor



**Anthony Aliotti**  
Southern CA



**Anthony Aloisi**  
AL, FL Panhandle, TN



**Neil Avent**  
NC, SC



**Shooty Babitt**  
Professional Scout



**Jeff Bittiger**  
Professional Scout



**Grant Brittain**  
Professional Scout



**Armann Brown**  
Midwest Supervisor



**Fletcher Byrd**  
N. TX



**Jim Coffman**  
AK, ID, MT, OR, WA



**Ruben Escalera**  
Puerto Rico



**Tripp Faulk**  
DC, DE, MD, VA, WV



**Julio Franco**  
South FL



**Dan Freed**  
Professional Scout



**Matt Higginson**  
Canada, Western  
NY, PA



**John Hughes**  
Master Pitching  
Scout



**Scott Kidd**  
West Coast  
Supervisor



**Derek Lee**  
IL, IA, MN, ND,  
SD, WI



**Kelcey Mucker**  
LA, MS, South TX,  
West TN



**Sean Rooney**  
Assistant Director of  
Scouting



**Trevor Ryan**  
Professional Scout



**Marc Sauer**  
East Coast  
Supervisor



**Trevor Schaffer**  
FL



**Will Schock**  
Professional Scout




**Rich Sparks**  
IN, KY, MI, OH



**Jemel Spearman**  
GA, No. FL



**Tom Thomas**  
Professional Scout



**Dillon Tung**  
So. CA



**Jeff Urlaub**  
AZ, CO, So. NV, NM,  
UT, WY



**Ron Vaughn**  
NJ, New England,  
Eastern NY



**Mike Ziegler**  
Professional Scout

### A'S RECENT MINOR LEAGUE AFFILIATES

Year	Triple-A	Double-A	Single-A	Short Season Single-A	Rookie	
2020	Las Vegas	Midland	Stockton	Beloit	Vermont	Arizona (2)
2019	Las Vegas	Midland	Stockton	Beloit	Vermont	Arizona (2)
2018	Nashville	Midland	Stockton	Beloit	Vermont	Arizona
2017	Nashville	Midland	Stockton	Beloit	Vermont	Arizona
2016	Nashville	Midland	Stockton	Beloit	Vermont	Arizona
2015	Nashville	Midland	Stockton	Beloit	Vermont	Arizona
2014	Sacramento	Midland	Stockton	Beloit	Vermont	Arizona
2013	Sacramento	Midland	Stockton	Beloit	Vermont	Arizona
2012	Sacramento	Midland	Stockton	Burlington	Vermont	Arizona
2011	Sacramento	Midland	Stockton	Burlington	Vermont	Arizona
2010	Sacramento	Midland	Stockton	Kane County	Vancouver	Arizona
2009	Sacramento	Midland	Stockton	Kane County	Vancouver	Arizona
2008	Sacramento	Midland	Stockton	Kane County	Vancouver	Arizona
2007	Sacramento	Midland	Stockton	Kane County	Vancouver	Arizona
2006	Sacramento	Midland	Stockton	Kane County	Vancouver	Arizona
2005	Sacramento	Midland	Stockton	Kane County	Vancouver	Arizona
2004	Sacramento	Midland	Modesto	Kane County	Vancouver	Arizona
2003	Sacramento	Midland	Modesto	Kane County	Vancouver	Arizona
2002	Sacramento	Midland	Modesto	Visalia	Vancouver	Arizona
2001	Sacramento	Midland	Modesto	Visalia	Vancouver	Arizona
2000	Sacramento	Midland	Modesto	Visalia	Vancouver	Arizona
1999	Vancouver	Midland	Modesto	Visalia	Southern Oregon	Arizona
1998	Edmonton	Huntsville	Modesto	Visalia	Southern Oregon	Arizona
1997	Edmonton	Huntsville	Modesto	Visalia	Southern Oregon	Arizona
1996	Edmonton	Huntsville	Modesto	West Michigan	Southern Oregon	Arizona
1995	Edmonton	Huntsville	Modesto	West Michigan	Southern Oregon	Arizona
1994	Tacoma	Huntsville	Modesto	West Michigan	Southern Oregon	Arizona

# ATHLETICS MINOR LEAGUE AFFILIATES

## LAS VEGAS AVIATORS (TRIPLE-A)

Las Vegas Ballpark  
1650 S. Pavilion Center Drive  
Las Vegas, NV 89135  
(702) 943-7200  
www.aviatorslv.com  
League: Triple-A West  
President/CEO: Don Logan  
General Manager: Chuck Johnson  
Media Relations: Jim Gemma  
jgemma@aviatorslv.com; (702) 943-7226  
Manager: Fran Riordan  
Pitching Coach: Rick Rodriguez  
Hitting Coach: Tommy Everidge  
Asst. Hitting Coach: Brian McArn  
Athletic Trainer: Shane Zdebiak  
Assistant Athletic Trainer: Jake Routhier  
Sport Performance Coach: Omar Hamed



## MIDLAND ROCKHOUNDS (DOUBLE-A)

Momentum Bank Ballpark  
5514 Champions Drive  
Midland, TX 79706  
(432) 520-2255  
www.midlandrockhounds.org  
League: Double-A Central  
Principal Owners: Miles Prentice, Bob Richmond  
President: Miles Prentice  
General Manager: Monty Hoppel  
Media Relations: Rachael DiLeonardo  
rdleonardo@midlandrockhounds.org; (432) 520-2255  
Manager: Bobby Crosby  
Pitching Coach: Steve Connelly  
Hitting Coach: Kevin Kouzmanoff  
Asst. Hitting Coach: Juan Dilone  
Athletic Trainer: Nick Voelker  
Sport Performance Coach: Matt Mosiman



## LANSING LUGNUTS (SINGLE-A ADVANCED)

Jackson Field  
505 E. Michigan Ave.  
Lansing, MI 48912  
(517) 485-4500  
www.lansinglugnuts.com  
League: High-A Central  
President: Tom Dickson  
General Manager: Tyler Parsons  
Media Relations: Jesse Goldberg-Strassler  
jgoldstrass@lansinglugnuts.com; (517) 485-4500  
Manager: Scott Steinmann  
Pitching Coach: Don Schulze  
Hitting Coach: Javier Godard  
Asst. Hitting Coach: Anthony Phillips  
Athletic Trainer: Brian "Doc" Thorson  
Sport Performance Coach: Connor Hughes



## STOCKTON PORTS (SINGLE-A)

Banner Island Ballpark  
404 West Fremont Street  
Stockton, CA 95203  
(209) 644-1900  
www.stocktonports.com  
League: Low-A West  
Chairman/CEO: Tom Volpe  
President: Pat Filippone  
Assistant General Managers: Luke Johnson & Gary Olson  
Media Relations: Luke Johnson  
ljohnson@stocktonports.com; (209) 644-1952  
Manager: Rico Brogna  
Pitching Coach: Chris Smith  
Hitting Coach: Francisco Santana  
Asst. Hitting Coach: Craig Conklin  
Athletic Trainer: Toshiaka Nagahara  
Sport Performance Coach: Kevin Guild



## ARIZONA A'S (ROOKIE)

Lew Wolff Training  
Complex at Fitch Park  
160 E. Athletics Way  
Mesa, AZ 85201  
(480) 387-5800  
League: Arizona League  
Manager: Adam Rosales  
Pitching Coach: Gabriel Ozuna  
Hitting Coach: Lloyd Turner  
Hitting Coach: Ruben Escalera  
Athletic Trainer: Chris Lessner  
Sport Performance Coach: Nathan Penaranda



---

## MINOR LEAGUE FIELD STAFF

---

### JIM EPPARD

#### Minor League Hitting Coordinator

Originally drafted by the A's in the 13th round of the 1982 draft out of Cal, Jim Eppard rejoined the A's in 2016 as the organization's minor league hitting coordinator. Prior to that, he spent two seasons as assistant hitting coordinator for Los Angeles (AL) after serving as the club's hitting coach from May 15, 2012 through the end of the 2013 season, leading the team to the 2012 team to an American League-best .274 batting average. Before coaching the big league squad, he served as hitting coach at Triple-A Salt Lake for nine-plus seasons from 2003-12. Prior to joining the Angels organization, he spent eight seasons in the Rockies minor league system as hitting coach for Triple-A Colorado Springs (2000-02) and as manager at three different Rockies affiliates from 1995-99. In 1997, as manager of the Portland Rockies, he piloted the club to the Northwest League championship and was voted Manager of the Year.

As a player, he spent 12 years in pro baseball, including four as a Major Leaguer with the Angels and Blue Jays. He hit .281 in 82 career Major League games and is a lifetime .310 hitter in 1,199 minor league games, winning four minor league batting titles in four different leagues.

Jim lives in Rapid City, S.D., with his wife Lou Ann. They have a daughter, Hannah.



---

### GIL PATTERSON

#### Minor League Pitching Coordinator

Gil Patterson returns for his sixth season of his third stint as the A's minor league pitching coordinator after spending the previous three seasons in similar roles with the New York Yankees (2013-15). He previously held this position with the A's in 1996 and from 2008-12. Prior to his second stint with the A's, he spent three years coaching in the Yankees minor league system with the GCL Yankees (2006-07) and Triple-A Columbus (2005).

He has also served as Toronto's bullpen coach in 2001 and its pitching coach from 2002-04, after serving as the Arizona minor league pitching coordinator from 1997-2000. Patterson originally joined the Oakland organization in 1991, coaching in the Arizona Rookie League in Scottsdale. He coached for the A's Single-A affiliate in Madison from 1992-93, Single-A West Michigan in 1994 and the Rookie League Scottsdale A's in 1995 before his first stint as the roving minor league pitching instructor in 1996.

He began his coaching career at Triple-A Columbus and Single-A Oneonta with the New York Yankees organization in 1984. Patterson was the Yankees first selection of the secondary phase of the 1975 June draft. He made his professional debut that year with Single-A Oneonta, leading the New York-Penn League in strikeouts (97). Patterson tossed a no-hitter on June 28, 1976 with Double-A West Haven before being promoted to Triple-A Syracuse. He opened the 1977 season in Syracuse before making his Major League debut with the Yankees at age 21. He appeared in 10 games (six starts) with the eventual World Series champions in 1977 while posting a 1-2 record and 5.45 ERA.

Patterson suffered a torn rotator cuff and spent considerable time on the disabled list in 1978 and 1979. He pitched in the Yankees minor league system in 1980-81 and the San Francisco Giants organization in 1982 before having career-ending Tommy John surgery following Spring Training in 1983. In total, Patterson underwent eight operations during his career.

Patterson makes his offseason home in Odessa, Fla., with his wife, Jan. The couple has four children — Brandy, Raquel, Kyle and G.T.



## JUAN NAVARRETE

### Minor League Infield Coordinator

Juan Navarrete is in his second season as the A's minor league infield coordinator after spending three seasons as the minor league defensive coordinator, two seasons as the minor league defensive, baserunning and bunting coordinator, 12 seasons as minor league roving infield instructor, and two years as minor league roving hitting instructor. Navarrete spent the previous seven seasons as a minor league manager and compiled a 390-338 (.536) record during that span. In his first two seasons as a manager for the A's Arizona Rookie League team (1995-97), he earned manager and co-manager of the year honors after guiding the team to first- and second-place finishes, respectively. Navarrete was promoted to Single-A Modesto in 1998 and took over the managerial duties at Single-A Visalia in 1999, where he guided the Oaks to playoff appearances in two of his three seasons.

A former infielder, Navarrete's playing career spanned 21 years (1970-90). He spent the majority of his career with the Saltillo Saraperos of the Mexican League as a player (1970-71; 78-82) and as a player-manager (1983-85). Navarrete was an eight-time All-Star and a member of Saltillo's 1980 championship squad. He also played six seasons in the Montreal organization (1972-77). Navarrete spent his winters in the Mexican-Pacific Winter League (1972-90) and is among the all-time leaders in various statistical categories. In 1998, Navarrete was inducted into the Mexican Baseball Hall of Fame and the Caribbean Baseball Hall of Fame.

Navarrete makes his home in San Tan Valley, Ariz., with his wife, Maria, and two daughters, Airam and Ana.



## STEVE SCARSONE

### Minor League Outfield and Baserunning Coordinator

Steve Scarsonne enters his second season as minor league outfield and baserunning coordinator after serving as minor league roving infield and baserunning instructor in 2019 and as a traveling instructor from 2017-18.

Prior to working as a traveling instructor, he served four seasons as the manager of the A's top minor league affiliate, including earning the Pacific Coast League's Manager of the Year Award in 2016. Scarsonne previously managed Midland (2011-12), Stockton (2010) and Kane County (2009) in the A's system, as well as Lancaster (2002) and South Bend (2001). He also served as Oakland's interim third base coach for the last half of the 2017 season.

Scarsonne played seven seasons as a Major League utility infielder with Philadelphia (1992), Baltimore (1992), San Francisco (1993-96), St. Louis (1997) and Kansas City (1999). He had his best season in 1995, batting .266 with 11 home runs and 29 RBI for the Giants. Scarsonne was originally drafted by Philadelphia in the 2nd round of the 1986 draft. He played six seasons in the minors before making his Major League debut with the Phillies in 1992.

Scarsonne makes his offseason home in Scottsdale, Ariz., with his wife, Becki. The couple has two children, a daughter, Leah, and son, Ty.



## GABE ORTIZ

### Minor League Catching Coordinator

Gabe Ortiz enters his second season as minor league catching coordinator and his 15th with the A's organization, which includes five years as a player.

He joined the organization at 20 years old and spent five seasons as a catcher in the A's system. He reached as high as Double-A Midland and was a career .238 hitter with eight homers in 146 games. He has been part of the AZL A's coaching staff as general assignment coach since 2012.

Ortiz resides in Gilbert, Ariz., with his wife, Gerri, and children, Gabriel Jr., Gavin and Genevieve.



## EDDIE MENCHACA

### Latin America Field Coordinator

Eddie Menchaca enters his first season as Latin America field coordinator after serving two seasons as the supervisor of Latin American player development. He joined the A's organization in 2018 as manager for the A's affiliate in the Arizona Rookie League and spent two seasons in that role.

Menchaca was a 36th round draft choice out of South Mountain Community College (Phoenix, Ariz.) by the Seattle Mariners in 1999. The infielder played five seasons of affiliated baseball, reaching as high as Double-A San Antonio with the club in 2005.

He resides in Phoenix, Ariz., with his four children, Jonathan, Anthony, Jeremy, & Analise Sky, and his wife, Jasmine.



## CASEY UPPERMAN

### Throwing Performance Coach

Casey Upperman enters his second season as throwing performance coach and his second season with the Athletics organization.

Drafted in the 24th round of the 2009 First-Year Player Draft by Atlanta before being selected in the 47th round of the 2010 draft by the Arizona Diamondbacks, Upperman played professionally with the Arizona, Washington and Baltimore organizations, as well as with the Normal Cornbelters and Cleburne Rail-roders of the American Association from 2010 to 2017.

Upperman was born and raised in Phoenix, Ariz., and attended Notre Dame Preparatory in Scottsdale, Ariz., and Yavapai College in Prescott, Ariz. He currently owns a training facility in Phoenix, Rotational Athlete Solutions, where he trains pitchers and golfers.

Upperman resides in Phoenix with his two dogs, Fitz and Floyd.



## LARRY DAVIS

### Senior Coordinator of Medical Services

Larry Davis begins his 49th season with the A's organization and his fifth as senior coordinator of medical services. He spent the previous nine seasons as coordinator of medical services. Davis oversees and administers all health and injury issues throughout the organization.

Before his current post, Davis served 10 seasons (1998-2007) as the A's head trainer and 14 previous years (1984-97) as an assistant trainer for the big league club. A native of Tucson, Ariz., Davis attended the University of Arizona where he majored in physical education. He began his baseball career in 1973 as the head trainer, traveling secretary and equipment manager of the Tucson Toros, then Oakland's Triple-A affiliate. He remained in that capacity for 11 seasons as the affiliate moved to San Jose, Vancouver, Ogden and Tacoma.

Larry makes his home in Mesa, Ariz., with his wife, Suzi.



## NATE BROOKS

### Minor League Medical Coordinator

Nate Brooks enters his fifth season as the A's minor league medical coordinator after spending the previous four seasons as the organization's minor league rehab coordinator. This is Brooks' 17th season in the A's organization, previously serving as the trainer for Single-A Stockton (2010-12), Single-A Kane County (2008-09), Short-Season Vancouver (2006-07) and the Rookie-Level Arizona A's (2005).

Brooks earned his undergraduate degree in exercise science from Murray State in 2002, and his master's degree in biomechanics from Auburn in 2005. He is a certified member of the National Athletic Trainers' Association.

Brooks resides in Phoenix, Ariz., with his wife, Sarah, and son, Cad.



## TRAVIS TIMS

### Minor League Rehab Coordinator

Travis Tims is in his fifth season as the A's minor league rehab coordinator. He spent nine seasons in the A's farm system as athletic trainer with Short-Season Vancouver (2008-10), Short-Season Vermont (2011), Single-A Burlington (2012) and Single-A Stockton (2013-16). He was named athletic trainer of the year in the Northwest League in 2010 and California League in 2015.

Tims began his career as an intern with the Seattle Mariners Arizona Rookie League team in 2007.

Tims obtained his degree in exercise and sports science at Oregon State University. He is a native of Santa Fe, N.M., and currently resides in Gilbert, Ariz., with his wife, Katelyn, and daughter, Charlotte.



## CRAIG LEFFERTS

### Minor League Pitching Rehab Coordinator

Former Major League pitcher Craig Lefferts returns for his seventh season as minor league pitching rehab coordinator after spending 12 seasons as a pitching coach in Oakland's minor league system with Double-A Midland (2003), Short-Season Vancouver (2004-2010), Single-A Stockton (2011-12) and Short-Season Vermont (2013-14). Additionally, Lefferts served in the same capacity at Tennessee (2000-02) and Medicine Hat (1999) in the Toronto Blue Jays system.

In his 12-year Major League career, Lefferts compiled a 58-72 record with a 3.43 ERA, which included stints with the Cubs, Padres, Giants, Orioles, Rangers and Angels. A 9th-round selection by the Cubs in 1980, Lefferts made his Major League debut with Chicago in 1983. In 1984, Lefferts posted a career-best 2.13 ERA for the National League West Division champion Padres and tossed 10 scoreless innings in six postseason appearances. He was the winning pitcher in the final two NLCS games against Chicago and earned the save in the Padres only World Series victory against Detroit.

In 1987, Lefferts made 44 appearances for San Francisco, including three scoreless outings in the NLCS against St. Louis. In 1989, he matched Gary Lavelle's team record for saves by a left-handed pitcher with 20 and appeared in five postseason games, making two appearances in the NLCS against Chicago and three against the A's in the World Series. After recording 23 saves in 1991, he was converted to a starter in 1992 and finished 13-9 with a 3.69 ERA in 27 starts for the Padres. Lefferts retired after making 30 appearances for the California Angels during the 1994 season.

Lefferts and his wife, Wendy, reside in Scottsdale, Ariz., with their five children, Brock, Brady, Taylor, Tanner and Lindsay.



## BRYAN COREY

### Assistant Pitching Rehab Coordinator

Bryan Corey begins his first season as assistant pitching rehab coordinator after serving as pitching coach of the Arizona A's for the last two seasons. He spent the previous two seasons as pitching coach at Short-Season Vermont (2017) and Single-A Stockton (2018). Prior to that, he served as a Four Corners scout for Milwaukee (2015-16) and a Major League Advance scout for Cleveland (2013-14).

Originally drafted as a shortstop by Detroit in the 12th round of the 1993 draft, Corey was converted to a pitcher after two pro seasons. He spent the next 18 seasons on the mound, including five years in the majors with Arizona, Los Angeles (NL), Texas, Boston and San Diego, winning a World Series with the Red Sox in 2007.

He also played two seasons in Japan (2004, 2010), winning the Japan Series with Chiba Lotte during his second stint. Additionally, he pitched in both Korea and Taiwan before retiring after the 2012 season.



A native of Thousand Oaks, Calif., Corey resides in Phoenix, Ariz., and has two daughters, Brooke and Blair.

## JAVIER ALVIDREZ

### Latin American Medical Coordinator

Javier Alvidrez enters his fourth season as Latin American Medical Coordinator for the Athletics. This is his second stint in the A's organization, having served as a minor league athletic trainer for eight seasons (2000-07), making stops with the AZL Athletics (2000-03), Single-A Modesto (2004) and Double-A Midland (2005-07). He then spent five seasons in the New York Yankees system as Asst. Minor League Strength and Conditioning Coordinator/Latin America Medical Coordinator (2008-12) and five with Seattle as the Mariners Latin America Athletic Training Coordinator (2013-17). He also spent one season in the Dominican Republic as head athletic trainer for the Leones del Escogido (2005-06).

A native of El Paso, Texas, Alvidrez resides in Peoria, Ariz., with his wife, Faviola, and their two daughters, Victoria and Emilia.



## JD HOWELL

### Minor League Sport Performance Coordinator

JD Howell enters his ninth season with the Oakland Athletics and first as minor league sport performance coordinator. In the year prior to joining the A's, Howell interned with Stanford University and Albright College in Reading, Pa.

Howell graduated from East Stroudsburg University in East Stroudsburg, Pa., where he played football and majored in exercise science.

A native of Northampton, Penn., Howell currently resides in Laveen, Ariz., with his wife, Emily, and their son, Ronan.



## SCOTT SMITH

### Assistant Minor League Sport Performance Coordinator

Scott Smith has been promoted to assistant minor league sport performance coordinator after spending the previous three seasons filling the role of strength and conditioning coach for Beloit and the AZL A's.

Prior to joining the A's, Smith spent time with the Phillies, Marlins and Padres. Smith earned his bachelor's and master's degrees from Georgia College & State University, where he played collegiately for three seasons.

A native of Spartanburg, S.C., Smith currently resides in Milledgeville, Ga.



## ED GITLITZ

### Minor League Technology and Development Manager

Ed Gitlitz enters his fifth season as the minor league technology and development manager. He previously worked as a video intern with the Milwaukee Brewers (2011), Toronto Blue Jays (2012), Los Angeles Dodgers (2013-2014), Arizona Diamondbacks (2015) and Synergy Sports Tech (2016) before joining the A's.

He is a dual major from SUNY Cortland with a BA in Political Science and Sports Management and a Masters of Science in Sports Management.

Originally from New City, N.Y., Ed resides in Litchfield Park, Ariz., with his wife, Kristin, children, Rebecca and Jason, and dog, Kevin.






## CHAD HUSS

### Head Groundskeeper, Arizona

Chad Huss enters his 23rd season in the Athletics organization as the Arizona head groundskeeper. Prior to joining the A's organization, Huss worked for the Wisconsin Timber Rattlers of the Midwest League from 1995-1997. During his time with the Timber Rattlers, Huss was named Midwest League Groundskeeper of the Year in 1996 and 1997.

Originally from Kaukauna, Wis., Huss was a two-sport athlete in high school before going on to play college basketball at UW Fox Valley. His basketball coach was current MLB crew chief Gerry Davis. Davis helped him start his baseball groundskeeping career with the Timber Rattlers.

He currently lives in Chandler, Ariz., with his wife, Laurisa, and three daughters, Katelyn, Ava and Alexis.



## LAS VEGAS AVIATORS STAFF

### FRAN RIORDAN

#### Manager

Fran Riordan enters his fourth season with the A's Triple-A affiliate. He served as the manager at Double-A Midland in 2017 and Single-A Beloit the previous two seasons (2015-16). Prior to joining the A's organization, he spent four seasons as manager of the Florence Freedom of the Frontier League of Professional Baseball. He led the team to two playoff berths and is second all-time in Frontier League wins with 625.

Before joining Florence, Riordan managed the Northern League's Lake County Fielders (2010) and Kalamazoo Kings (2004-09), leading the Kings to the 2005 Frontier League title. He also served as a player-manager in the Frontier League from 2000-02, leading the Richmond Roosters to back-to-back league championships in 2001 and 2002.

Riordan made his professional baseball debut in 1997 after playing collegiately at Allegheny College, and enjoyed a seven-year playing career. He resides in Buffalo, N.Y., with his wife, Cassie, and children, Brooke, Sadie and Trent.



#### MANAGERIAL RECORD

Year	Team	League	Record	Finish
2000	Dubois County	Frontier League (Independent)	35-47	5th
2001	Richmond	Frontier League (Independent)	49-35	2nd
2002	Richmond	Frontier League (Independent)	53-31	2nd
2004	Kalamazoo	Frontier League (Independent)	51-45	3rd
2005	Kalamazoo	Frontier League (Independent)	53-43	1st
2006	Kalamazoo	Frontier League (Independent)	47-49	4th
2007	Kalamazoo	Frontier League (Independent)	51-45	3rd
2008	Kalamazoo	Frontier League (Independent)	60-36	1st
2009	Kalamazoo	Frontier League (Independent)	58-38	1st
2010	Lake County	Northern League (Independent)	41-59	7th
2011	Florence	Frontier League (Independent)	39-57	6th
2012	Florence	Frontier League (Independent)	57-39	2nd
2013	Florence	Frontier League (Independent)	53-43	3rd
2014	Florence	Frontier League (Independent)	41-55	5th
2015	Beloit (A)	Midwest League	55-84	7th/5th
2016	Beloit (A)	Midwest League	59-80	6th/8th
2017	Midland	Texas League	67-71	2nd/3rd
2018	Nashville	Pacific Coast League	72-68	2nd
2019	Las Vegas	Pacific Coast League	83-57	1st
2020	Las Vegas	Pacific Coast League	Season Canceled	-
<b>Totals</b>			<b>1024-982</b>	

**2005 Playoffs:** Defeated Rockford 3 games to 1 in the semifinals; defeated Chilicothe 3 games to 2 in finals

**2008 Playoffs:** Defeated Gateway 3 games to 1 in the semifinals; defeated by Windy City 3 games to 0 in finals

**2009 Playoffs:** Defeated by Lake Erie 3 games to 2 in the semifinals

**2012 Playoffs:** Defeated Gateway 3 games to 2 in the semifinals; defeated by Southern Illinois 3 games to 1 in the finals

**2013 Playoffs:** Defeated by Schaumburg 3 games to 0 in the semifinals

**2017 Playoffs:** Defeated San Antonio 3 games to 2 in the semifinals; defeated Tulsa 3 games to 2 in the finals

**2019 Playoffs:** Defeated by Sacramento 3 games to 2 in the semifinals

## RICK RODRIGUEZ

### Pitching Coach

Rick Rodriguez returns for his sixth season of his fourth stint as pitching coach of the A's top affiliate after previously serving in that capacity from 2000-02, 2004-10 and 2013-14. He also served as pitching coach for Stockton in 2015, as Oakland's bullpen coach from 2011-12 and as the manager of Single-A Modesto in 2003.

This is his 37th year in the A's organization, including seven seasons as a player and 28 as a minor league coach. Prior to becoming the pitching coach in Sacramento in 2000, he coached for the Rookie-level Arizona League A's (1992), Short-Season Southern Oregon (1993-94) and Single-A Modesto (1995-99).

Rodriguez was originally selected by Oakland in the second round of the 1981 June draft and spent seven seasons with the A's organization, including two in the majors with Oakland. He went 1-2 with a 6.61 ERA in three starts in 1986 and 1-0 with a 2.96 ERA in 15 relief appearances in 1987. Rodriguez also pitched for Cleveland (1988) and San Francisco (1990) in his big league career, compiling a 3-4 record and 5.73 ERA in 31 games, including eight starts. His playing career concluded in 1991 when he made three appearances for Triple-A Phoenix in the Giants farm system.

An East Bay native, Rodriguez was born in Oakland and graduated from Castro Valley High School in 1978. He attended Chabot Junior College in Hayward and the University of California, Riverside. Rodriguez was named to the Castro Valley Sports Hall of Fame in 2011.

Rodriguez currently resides in Folsom, Calif., with his wife, Dana. They have a daughter, Rachel, and son, Ryan.



## TOMMY EVERIDGE

### Hitting Coach

Tommy Everidge joins the Aviators staff as hitting coach after spending the last three seasons serving in the same role for the RockHounds. 2021 will be his eighth season as a coach in the A's farm system, having also served as hitting coach at Short-Season Vermont (2014-15) and Single-A Stockton (2016-17).

Everidge had a nine-year playing career, including more than six years in the A's system. He was drafted by Oakland in the 10th round of the 2004 draft, and his time with the A's culminated in a 24-game Major League call-up in 2009. In 2008, he led the Texas League and the A's organization with 115 RBI, including a three-home run, 10-RBI game on May 26 at Tulsa. In 2011, he was named the Atlantic League Player of the Year while playing for the Lancaster Barnstormers, setting a league record with 69 extra-base hits.

Born in Glen Ellen, Calif., Tommy graduated from Sonoma Valley High School and played collegiately at Sonoma State University. He resides in Arizona with his wife Kellie, three children, Allison, Camden, and Jackson, and dog, Rylie



## BRIAN MCARN


### Assistant Hitting Coach

Brian McArn joins the Las Vegas staff as assistant hitting coach after spending the last three seasons as the Stockton hitting coach. This year is his 23rd season as a hitting coach in the A's system, having previously coached for Stockton (2011-12, 2014-15), Midland (2004, 2013, 2016-17), Sacramento (2005-10) and the A's former Single-A affiliate in Modesto (1998-2003).

Prior to joining the A's organization, McArn spent one season as the hitting coach for the Single-A Vermont Expos in the New York-Penn League. McArn began his coaching career at American River Junior College in Sacramento, where he served as an assistant coach.

Selected in the 26th round of the 1991 June draft, McArn spent two seasons in the A's organization before injuries ended his career in 1992.

McArn makes his offseason home in Elk Grove, Calif., with his wife, Cancy, and four children: Brian, Bryson, Brevon and Braydon.



## SHANE ZDEBIAK

### Athletic Trainer

Shane Zdebiak enters his first season as athletic trainer for Las Vegas after spending three years in the same role with Single-A Stockton. Prior to that, he was athletic trainer for Single-A Clinton in the Seattle Mariners organization in 2016 after serving as athletic trainer for Short-Season Everett from 2014-15, also in the Seattle system.

Prior to joining the Mariners, he worked as the athletic trainer of the Winnipeg Goldeyes of the independent American Association from 2010-13 and two seasons with the Steinbach Pistons of the Manitoba Junior Hockey League.

Zdebiak graduated from the University of Manitoba in 2009 with a B.A. in kinesiology and is certified as an athletic therapist through the Canadian Athletic Therapists' Association and as an athletic trainer through the National Athletic Trainers' Association Board of Certification.

A native of Gimli, Manitoba, Canada, the 35-year-old currently resides in Scottsdale, Ariz.




## JAKE ROUTHIER

### Assistant Athletic Trainer

Jake Routhier will serve as the assistant athletic trainer for the Las Vegas Aviators after serving as athletic trainer in the Dominican Summer League in 2019.

Routhier previously worked as an intern for the New York Yankees and the Arizona Diamondbacks. He is a graduate of the University of Connecticut and currently resides in Fairfield, Conn.



## OMAR HAMED

### Sport Performance Coach

Omar Hamed joins the Las Vegas staff for his first season as sport performance coach after serving as assistant minor league strength and conditioning coordinator last season. This will be his eighth season in the organization. During the offseason, Hamed helps MLB develop its strength & conditioning programs around the world. Prior to joining the Athletics, he spent one season in the Los Angeles Dodgers organization in 2009. Hamed graduated Magna Cum Laude from the Inter-American University of Puerto Rico before earning his master's in Nutrition and Human Performance from Logan University in Chesterfield, Mo.

Hamed resides in Gilbert, Ariz., with his wife, Coraliz, their sons, Yadier and Ocean, and their dog, Malia.



## MIDLAND ROCKHOUNDS STAFF

### BOBBY CROSBY

#### Manager

Bobby Crosby makes his managerial debut with Double-A Midland after serving as a coach with the RockHounds in 2019. The former infielder played in the Major Leagues for eight seasons, winning the Rookie of the Year in 2004 with the Oakland A's.

Crosby was originally drafted in the first round (25th overall) of the 2001 First Year Player Draft by the Oakland A's out of Long Beach State University. He went on to play 747 Major League baseball games, recording 62 homers and 276 RBI. His best season came in 2004, in which he was named American League Rookie of the Year after hitting .239 with 22 homers and 64 RBI in 151 games with the A's.

Crosby played three seasons for the Dirtbags, hitting a combined .324 with 21 homers and 93 RBI. He was named the Big West Player of the Year and third team All-America by Collegiate Baseball in 2001 after batting .353 with nine homers and 39 RBI. Crosby also represented the USA in the summer of 2000 as he was the starting shortstop for Team USA.

Crosby makes his offseason home in Ft. Worth, Tex. He has three sons, Tyler, Dylan and Finley.



### STEVE CONNELLY

#### Pitching Coach

Steve Connelly enters his fourth season as pitching coach of the Midland RockHounds. He spent 2016-17 as pitching coach of the Stockton Ports after serving in the same capacity for Single-A Beloit in 2015 and Short-Season Vermont in 2014.

Prior to joining the A's organization in 2014, he was the pitching coach at the University of Alabama-Huntsville from 2011-13.

Connelly, 46, is a native of Long Beach, Calif., who starred on the University of Oklahoma's 1994 team that won the College World Series. He was selected by Oakland in the 24th round of the 1995 amateur draft and pitched four seasons in the A's organization. He made his Major League debut in 1998, posting a 0-0 record and 1.93 ERA in three relief appearances with Oakland.

Connelly resides in Huntsville, Ala. He has four children: Vee, John, Lochlan and Atkins.



### KEVIN KOUZMANOFF

#### Hitting Coach

Kevin Kouzmanoff enters his third season as a professional hitting coach, and first with Double-A Midland, after making his coaching debut with Short-Season Vermont in 2019. He joined the A's organization after spending the 2018 season as an assistant coach with Metropolitan State University of Denver.

The former Major Leaguer was a career .257 hitter with 87 homers and 371 RBI in seven seasons while playing for the Cleveland (2006), San Diego (2007-09), Oakland (2010-11), Colorado (2011) and Texas (2014).

A native of Denver, Colo., Kouzmanoff makes his offseason home Denver.



### JUAN DILONE

#### Assistant Hitting Coach

Juan Dilone joins the Midland staff as assistant hitting coach in his 26th season in the A's organization, which includes 20 years as a coach and instructor and six as a player.



Dilone's first coaching assignment was in 2002 as hitting coach at Single-A Visalia. He also had one-year stints at Short-Season Vancouver (2003) and the A's entry in the Arizona Rookie League (2004) before spending four seasons as coordinator of Dominican instruction (2005-09). Dilone then spent seven more seasons as hitting coach for the A's rookie league club (2009-15) before spending four seasons with Single-A Beloit as hitting coach (2016-19).

Dilone signed a free agent contract with Oakland in 1990 and spent six seasons (1991-94; 96-97) in the A's farm system. A former infielder, Dilone spent his final two seasons at Single-A Modesto, where he batted a career-best .265 with 14 home runs in 1996.

A native of Santo Domingo, Dominican Republic, Dilone makes his offseason home in Higuey, Dominican Republic, with his wife, Evelyn, and children, Jhonssei and Emelyn.


## NICK VOELKER

### Athletic Trainer

Nick Voelker enters his fourth season with the Athletics, his first at Midland. He spent his first season in 2018 in the Dominican Republic and was with the A's Arizona Gold squad last year. He began his career as athletic trainer with the Cincinnati Reds affiliate in the Dominican Republic in 2017.

Voelker earned his MS in Sport & Exercise Science from the University of Central Florida (2017) and his BS in Athletic Training from the University of Indianapolis (2014).

Nick resides in Scottsdale, Ariz. with his fiancée, Cayla.



## MATT MOSIMAN

### Sport Performance Coach

Matt Mosiman enters his first season as sport performance coach at Double-A Midland after spending 2017 with the Dominican Summer League A's and 2018-19 with Single-A Stockton.

Prior to joining the A's, Mosiman interned with Notre Dame, New Mexico State University and the University of Wisconsin, La Crosse. A graduate of La Crosse, Mosiman earned both his bachelor's and master's degrees from the institution.

Mosiman grew up and currently resides in Oregon, Wis.



## LANSING LUGNUTS STAFF

### SCOTT STEINMANN

#### Manager

Scott Steinmann enters his first season as manager for Lansing after spend the last four seasons managing in Midland and Beloit. He spent the previous 17 seasons as a coach and manager in the Seattle organization. He served as manager at four different levels, including Double-A West Tennessee (2008); Single-A Advanced High Desert (2007); Single-A Wisconsin (2005) and Clinton (2009, 2014-15); and Rookie-level Peoria (2003-04, 2011).

After a three-year career as a catcher in the Mariners farm system, Steinmann began his coaching career as a roving catching instructor with Seattle in 1999, then joined Short-Season Everett as a coach that June. He then coached at Single-A Wisconsin (2000-01) and Single-A Advanced San Bernardino (2002) before making his managerial debut in Peoria in 2003. He also served as a coach with Peoria (2006), Everett (2010, 2012) and Triple-A Tacoma (2013).

He reached the postseason in 2005 with Wisconsin and led West Tennessee to a first-half title in 2007. On May 7, 2014, he led Clinton to a 20-17 win over the Burlington Bees after trailing by 16 runs, marking the largest deficit ever overcome in a minor league game.

Steinmann played collegiately at Miami (Ohio) University and resides in Chandler, Ariz., with his wife Suzy, daughter, Alex, and son, Ben. His oldest son, Jake, has three children, Jonas, Andre, and Magee.



## MANAGERIAL RECORD

Year	Team	League	Record	Finish
2003	Peoria (Rookie)	Arizona	30-23	3rd/3rd
2004	Peoria (Rookie)	Arizona	31-25	T-2nd/5th
2005	Wisconsin (A)	Midwest	76-63	1st/1st
2007	High Desert (A)	California	54-86	5th/5th
2008	West Tenn. (AA)	Southern	70-86	T-1st/5th
2009	Clinton (A)	Midwest	69-68	4th
2011	Peoria (Rookie)	Arizona	25-31	2nd
2014	Clinton (A)	Midwest	61-77	7th/6th
2015	Clinton (A)	Midwest	46-93	6th/8th
2017	Beloit	Midwest	65-73	t-4th/4th
2018	Midland	Texas	68-71	3rd/3rd
2019	Midland	Texas	73-66	2nd/1st
2020	Midland	Texas	Season Canceled	
<b>Totals</b>			<b>596-696</b>	

**2005 Playoffs:** Defeated Clinton 2 games to 0 in the semifinals; defeated by South Bend 3 games to 2 in the finals

**2008 Playoffs:** Defeated by Carolina 3 games to 0 in the semifinals

**2019 Playoffs:** Defeated by Amarillo 3 games to 2 in the semifinals

## DON SCHULZE

### Pitching Coach

Don Schulze joins the Lansing staff as pitching coach for the first season and his 16th season overall as a coach in the A's system. A former first-round pick of the Chicago Cubs in 1980, Schulze began his coaching career with the A's rookie-level affiliate in 2006. Since then, he has served as the pitching coach with Kane County (2007-08), Stockton (2009-10), Midland (2011-14, 17), Nashville (2015) and Beloit (2016, 2018-20).

The former Major League pitcher compiled a 15-25 record and 5.47 ERA while playing for the Cubs (1983-84), Indians (1984-86), Mets (1987), Yankees (1989) and Padres (1989). From 1990-92, Schulze pitched for the Orix Blue Wave in Japan. He then closed out his playing career in 1993 with Baltimore's Triple-A affiliate.

Schulze makes his offseason home in Dixon, Ill., with his wife, Jeanne, and daughters, Sarah and Madeline.



## JAVIER GODARD

### Hitting Coach

Javier Godard enters the third season of his professional coaching career and his first as hitting coach for Lansing.

Originally signed as an international free agent on Jan. 30, 2013 by the Oakland A's, Godard went on to play six seasons of affiliated baseball with the club. He played three years in the Dominican Summer League before coming to the United States in 2016. His best season came in 2015 when he batted .277 with 16 doubles and 22 RBI in 59 games for the DSL A's.

Godard was born in Baruta, Venezuela. He is married to Johanna.



## ANTHONY PHILLIPS

### Assistant Hitting Coach

Anthony Phillips enters his first season as assistant hitting coach for Lansing and his third season with the A's organization. He previously served as a coach for Beloit in 2019.

Originally signed as an international free agent on July 2, 2006 by the Seattle Mariners out of South Africa, Phillips went on to play 11 seasons of affiliated baseball with Seattle (2007-2013), Philadelphia (2014), Los Angeles-AL (2016) and Colorado (2017-2018). Phillips went on to play 922 MiLB games, batting .230 with 42 homers and



270 RBI. He participated in the World Baseball Classic in 2009 as a member of the South African national team.

Born in Bellville, South Africa, Phillips resides in Scottsdale, Ariz., with his wife, Andrea.

## BRIAN THORSON

### Athletic Trainer

Brian “Doc” Thorson is in his 38th season in the A’s organization as a minor league athletic trainer, and his first with Lansing. He has worked previously with a number of A’s affiliates, including present teams in Double-A Midland, Single-A Stockton and Single-A Beloit.

Thorson spent five years in the Milwaukee Brewers organization prior to joining the A’s. He also spent eight seasons in the Puerto Rican Winter League, attending four Caribbean Series. Thorson has worked All-Star Games in the Southern League, Texas League, California League and Midwest League as well as in Puerto Rico.



## CONNOR HUGHES

### Sport Performance Coach

Connor Hughes enters his third season with the A’s organization, his first as sport performance coach for Lansing.

Hughes is a native of Minden, Nev., and has a B.S. in Kinesiology from Boise State University.



## STOCKTON PORTS STAFF

## RICO BROGNA

### Manager

Rico Brogna will join the Stockton staff as manager after previously serving as a coach for Double-A Reading in the Philadelphia organization (2018). Prior to that, he spent four seasons with the Angels as a pro scout (2016-17), player information coach (2015) and special assistant to the general manager (2014).

Brogna scouted for the Rays in 2011 and worked five years for the Diamondbacks as a scout (2006-09), interim field coordinator (2008) and manager for Double-A Mobile (2010), taking the team to the Southern League Championship Series. He was named Arizona’s director of player development following the 2010 season but resigned to become the head football coach at Notre Dame Catholic High School in Connecticut. He also scouted for the Rockies in 2005 and worked the 2002 season as a coach for Reading in the Phillies minor league system.

The former first baseman played nine Major League seasons for the Tigers (1992), Mets (1994-96), Phillies (1997-2000), Red Sox (2000) and Braves (2001), finishing his career with a .269 batting average, 176 doubles, 106 home runs and 458 RBI in 848 games. Brogna finished first, third and fourth, respectively, in fielding percentage in the National League by a first baseman in 1995, 1998 and 1999.

Born in Turner Falls, Mass., Brogna resides in Woodbury, Conn.



## CHRIS SMITH

### Pitching Coach

Chris Smith enters his third season with the Stockton Ports as pitching coach after finishing his career with the Oakland A’s in 2017. Smith made his professional coaching debut after finishing his five-year Major League career.



Originally drafted by the Boston Red Sox in the fourth round of the First-Year Player Draft out of UC Riverside, Smith went on to play 15 years of professional baseball, including stints with the Boston, Milwaukee, Oakland, San Diego and Seattle organizations. He went 1-4 with a 5.41 ERA in 77 MLB games. He played 14 years in the minors, recording 58 wins with a 3.86 ERA in 316 games.

Smith resides in Hesperia, Calif., with his wife, Lisa, and his three girls, Charlotte, Abigail and Grace.

## FRANCISCO SANTANA

### Hitting Coach

Francisco Santana enters his first season as the hitting coach with the Ports after spending 2019 with the Vermont Lake Monsters and Arizona A's. He previously spent two seasons working in the Dominican Republic complex with the A's as the outfield and baserunning coach. Prior to joining the A's, he worked with the New York Yankees Dominican Complex from 2014-16.

Santana began his professional career on June 15, 2006, when he signed with the New York Yankees as an international free agent. He played five years of affiliated baseball in the Yankees organization, recording 12 homers and 100 RBI in 237 career MiLB games.

Santana was born in Higüey, Dominican Republic, and makes his home there with his wife, Joanna Rosalin, and their two children, Emmanuel and Adiel.



## CRAIG CONKLIN

### Assistant Hitting Coach

Craig Conklin joins the Stockton coaching staff after serving as a coach for Las Vegas in 2019 and the worked for the A's as the Southern California area scout for four years prior to that. In four seasons with the A's, Conklin signed players Kyle Friedrichs, Evan Manarino, Luke Persico and Sam Sheehan while also serving as coach in the instructional league, extended spring training, and with Beloit in 2016 and Stockton in 2018.

Prior to joining the A's, he worked for the MLB Scouting Bureau from 1999-2015. He worked several roles with the bureau, serving as an area scout in Southern & Northern California, covering Mexico and Australia internationally and as an advanced scout for the World Baseball Classic.

The Southern California native resides in Templeton, Calif. with his fiancée, Jena.



## TOSHIAKI NAGAHARA

### Athletic Trainer

Toshiaki Nagahara is in his 15th season in the A's organization, his first as athletic trainer at Stockton. He spent the previous eight years as athletic trainer at Short-Season Vermont after spending 2011 and 2012 with the A's Arizona Rookie League affiliate. He previously worked for the A's from 2004-07, assisting in various athletic training and conditioning roles with Triple-A Sacramento and Single-A Modesto as well as in Spring Training and instructional leagues.

Nagahara spent 2008-09 as an assistant athletic trainer and interpreter for the Cleveland Indians, communicating for pitcher Masahide Kobayashi. He served in a similar role for the Pittsburgh Pirates and infielder Akinori Iwamura in 2010.

Born in Takamatsu, Japan, Nagahara first came to the United States in 1997. He obtained his bachelor's and master's degrees in exercise science at Southern Arkansas University. He is a certified strength and conditioning specialist through the National Strength and Conditioning Association (NSCA).

Nagahara resides in Akron, Ohio, with his wife, Christine.





## KEVIN GUILD

### Sport Performance Coach

Kevin Guild is entering his first season with Stockton after serving two seasons with Vermont. A graduate of Keene State College, Guild has served as a State Director for the National Strength and Conditioning Association along with currently serving on the Vermont State Advisory Board.

Guild currently resides in South Burlington, Vermont.



## ARIZONA A'S STAFF

### ADAM ROSALES

#### Manager

Adam Rosales makes his managerial debut with the Arizona A's. The former infielder played in the major leagues for 11 seasons, including two stints with the Athletics (2010-13, 2017).

Rosales was originally drafted in the 12th round of the 2005 First Year Player Draft by Cincinnati out of Western Michigan University. He played in 651 Major League games, recording 48 homers and 179 RBI with Cincinnati (2008-09), Oakland, Texas (2013-15), San Diego (2016), Arizona (2017) and Cleveland (2018). Rosales made one post-season appearance (0-for-2, bb) with Arizona in the 2017 National League Division Series.

Rosales resides in Mesa, Ariz., with his wife, Callie, and two children, Juliet and Adrian.



### GABRIEL OZUNA

#### Pitching Coach

Gabriel Ozuna enters his seventh season as the pitching coach of the A's Arizona League affiliate after spending seven seasons as the pitching coach for Oakland's Dominican Summer League squad.

Ozuna was originally signed by St. Louis as a non-drafted free agent in 1987 and enjoyed a 17-year professional career. He reached as high as Triple-A with Louisville in 1993, when he posted a 2.92 ERA in 35 relief appearances. He recorded a career ERA of 2.54 with 61 saves, including a season-high 28 in 1989 with Single-A Savannah.

He also pitched internationally in Mexico, Taiwan, Italy and his native Dominican Republic, where he played winter ball with the Lacey Tigers and East Bulls.



### RUBEN ESCALERA

#### Hitting Coach

Ruben Escalera enters his sixth season of his second stint as hitting coach of the Arizona A's after managing the club from 2002-08 and 2014-15. Throughout his 26-year career as a coach in the A's system, he has also served as a scout in Puerto Rico and instructor at the A's academy in the Dominican Republic.

Escalera signed as a free agent with the Brewers in 1984 and played 10 professional seasons in the Milwaukee and Cincinnati organizations, as well as the Mexican Professional League. During his 12 years playing winter ball in Puerto Rico, Escalera played on the 1995 Caribbean Series champion "Puerto Rican Dream Team" alongside Roberto Alomar, Bernie Williams, Juan Gonzalez, Edgar Martinez and Carlos Delgado.

Born in San Juan, Puerto Rico, Escalera makes his home in Carolina, Puerto Rico, with his wife Maryann Martinez, and their children, Jania, Karlee and Karilys.



## LLOYD TURNER

### Hitting Coach

Lloyd Turner enters his ninth season coaching in the A's organization and will serve as hitting coach for the Arizona A's. Prior to managing Beloit in 2019, he filled the role of hitting coach for Vermont (2013, 2016-18) and Beloit (2014-15).

Selected by the A's in the 16th round of the June 2002 draft, Turner spent six years in the Oakland farm system. He concluded his playing career with Lancaster (2008-10) and Camden (2011-12) of the independent Atlantic League.

Turner and his wife, Tara, live in Mesa, Ariz. He has two sons, Chandler and Christian, and a daughter, Cardyn.



## CHRIS LESSNER

### Athletic Trainer

Chris Lessner is entering his 28th season in the A's organization. Prior to joining the A's Arizona Rookie League affiliate, Lessner served as an athletic trainer with Single-A Modesto and Short-Season Vancouver. He has spent offseasons working with the U.S. junior luge team and has also traveled with the Harlem Globetrotters. Lessner began his career as a clubhouse manager with Short-Season Southern Oregon.

Lessner holds a degree in exercise and sports science from Oregon State University. He has two sons, Tyler and Alex.



## NATHANIEL PENARANDA

### Sport Performance Coach

Nathaniel Penaranda enters his first season with the Athletics after spending three years as a sports performance specialist for Grand Canyon University, where he oversaw the strength and conditioning programs for the men's soccer, beach volleyball, and swim and dive teams. Prior to his time with GCU, he served as assistant strength coach for the University of Portland following stints at USC and TCU as a sports performance intern.

A native of Vancouver, Wash., Penaranda attended Western Oregon University in Monmouth, Ore., where he played football. He has a master's degree from Grand Canyon University, along with five certifications in the strength and conditioning field.



### FRANCHISE FACTS

All-Time Record.....	9064-9476	West Division Championships.....	17
Philadelphia.....	3886-4248	Wild Card Championships.....	4
Kansas City.....	829-1224	Most Valuable Players.....	11
Oakland.....	4349-4004	Cy Young Award Winners.....	5
World Championships.....	9	Rookies of the Year.....	8
Philadelphia.....	5	Managers of the Year.....	4
Oakland.....	4	Hall of Famers.....	17
American League Championships.....	15		
Philadelphia.....	9		
Oakland.....	6		

# MINOR LEAGUE SCHEDULES

## LAS VEGAS

### APRIL

8-13 ..... at Round Rock  
15-20 ..... Reno  
22-27 ..... Tacoma  
29-30 ..... at El Paso

### MAY

1-4 ..... at El Paso  
6-11 ..... Sacramento  
13-18 ..... at Reno  
20-25 ..... Salt Lake  
27-31 ..... at Sacramento

### JUNE

1 ..... at Sacramento  
3-8 ..... at Albuquerque  
10-15 ..... Reno  
17-22 ..... Tacoma  
24-29 ..... at Salt Lake

### JULY

1-6 ..... Sacramento  
8-11 ..... at Reno  
12-14 ..... ALL-STAR BREAK  
15-20 ..... El Paso  
22-27 ..... at Salt Lake  
29-31 ..... Tacoma

### AUGUST

1-3 ..... Tacoma  
5-10 ..... Salt Lake  
12-17 ..... at Tacoma  
19-24 ..... Albuquerque  
26-31 ..... at Oklahoma City

### SEPTEMBER

2-7 ..... at Sugar Land  
9-14 ..... Reno  
16-21 ..... at Sacramento

## MIDLAND

### MAY

4-9 ..... at Frisco  
11-16 ..... San Antonio  
18-23 ..... at Amarillo  
25-30 ..... Frisco

### JUNE

1-6 ..... Corpus Christi  
8-13 ..... at San Antonio  
15-20 ..... at Amarillo  
22-27 ..... Wichita  
29-30 ..... at Frisco

### JULY

1-4 ..... at Frisco  
6-11 ..... at Corpus Christi  
13-18 ..... Amarillo  
20-25 ..... Corpus Christi  
27-31 ..... at Tulsa

### AUGUST

1 ..... at Tulsa  
3-8 ..... at Wichita  
10-15 ..... San Antonio  
17-22 ..... Amarillo  
24-29 ..... at San Antonio  
31 ..... Frisco

### SEPTEMBER

1-5 ..... Frisco  
7-12 ..... at Corpus Christi  
14-19 ..... Tulsa

## LANSING

### MAY

5-9 ..... Lake County  
11-16 ..... at Dayton  
18-23 ..... at Fort Wayne  
25-30 ..... Great Lakes

### JUNE

1-6 ..... South Bend  
8-13 ..... at West Michigan  
15-20 ..... Great Lakes  
22-27 ..... at Cedar Rapids  
29-30 ..... Dayton

### JULY

1-4 ..... Dayton  
6-11 ..... at Great Lakes  
13-18 ..... Lake County  
20-25 ..... at West Michigan  
27-31 ..... Fort Wayne

### AUGUST

1 ..... Fort Wayne  
3-8 ..... Lake County  
10-15 ..... Dayton  
17-22 ..... at Great Lakes  
23-29 ..... West Michigan  
31 ..... at Dayton

### SEPTEMBER

1-5 ..... at Dayton  
7-12 ..... at Fort Wayne  
14-19 ..... West Michigan

## STOCKTON

### MAY

4-9 ..... at Modesto  
11-16 ..... San Jose  
18-23 ..... at Visalia  
25-30 ..... at Rancho Cucamonga

### JUNE

1-6 ..... Lake Elsinore  
8-13 ..... San Jose  
15-20 ..... at Fresno  
22-27 ..... at Inland Empire  
29-30 ..... San Jose

### JULY

1-4 ..... San Jose  
6-11 ..... at Modesto  
13-18 ..... Fresno  
20-25 ..... at San Jose  
27-31 ..... Visalia

### AUGUST

1 ..... Visalia  
3-8 ..... Modesto  
10-15 ..... at Fresno  
17-22 ..... at Modesto  
24-29 ..... Inland Empire  
31 ..... Fresno

### SEPTEMBER

1-5 ..... Fresno  
7-12 ..... at San Jose  
14-19 ..... Modesto

## ARIZONA

Coming soon

# 2020 DRAFT PICKS

Rd	Name	Pos	Year	School	Hometown	B/T	Ht	Wt
1	Tyler Soderstrom	C	HS	Turlock HS	Turlock, CA	L/R	6-2	200
2	Jeff Criswell	RHP	Jr.	Michigan	Portage, MI	R/R	6-4	225
3	Michael Guldberg	OF	Jr.	Georgia Tech	Marietta, GA	R/R	6-0	171
4	Dane Acker	RHP	Jr.	Oklahoma	Brenham, TX	R/R	6-2	189
5	Stevie Emanuels	RHP	Jr.	Washington	Bellevue, WA	R/R	6-5	210

Bold indicated players signed

## A'S FIRST ROUND DRAFT PICKS

1965 Rick Monday, OF	1986 Scott Hemond, C	2003 Brad Sullivan, RHP
1966 Reggie Jackson, OF	1987 Lee Tinsley, OF	Brian Snyder, 3B (11)
1967 Brian Bickerton, LHP	1988 Stan Royer, 3B	2004 Landon Powell, C (12)
1968 Pete Broberg, RHP*	1989 None (3)	Richie Robnett, OF
1969 Dan Stanhouse, RHP/SS	1990 Todd Van Poppel, RHP (4)	2005 Cliff Pennington, SS
1970 Dan Ford, OF	Don Peters, RHP	2006 None (13)
1971 William Daniels, RHP	1991 Brent Gates, SS	2007 James Simmons, RHP
1972 Chet Lemon, SS	1992 Benji Grigsby, RHP	2008 Jemile Weeks, 2B
1973 Randy Scarbery, RHP	1993 John Wasdin, RHP	2009 Grant Green, SS
1974 Jerry Johnson, C*	1994 Ben Grieve, OF	2010 Michael Choice, OF
1975 Bruce Robinson, C	1995 Ariel Prieto, RHP	2011 Sonny Gray, RHP
1976 Mike Sullivan, RHP*	1996 Eric Chavez, SS	2012 Addison Russell, SS
1977 Craig Harris, RHP	1997 Chris Enochs, RHP	2013 Billy McKinney, OF
1978 Mike Morgan, RHP	Eric DuBose, LHP (5)	2014 Matt Chapman, 3B
Tim Conroy, LHP (1)	1998 Mark Mulder, LHP	2015 Richie Martin, SS
1979 Juan Bustabad, INF*	1999 Barry Zito, LHP	2016 A.J. Puk, LHP
1980 Mike King, LHP	2000 None (6)	2017 Austin Beck, CF
1981 Tim Pyznarski, 3B	2001 Bobby Crosby, SS	2018 Kyler Murray, CF
1982 None (2)	Jeremy Bonderman, RHP (7)	2019 Logan Davidson, SS
1983 Stan Hilton, RHP	2002 Nick Swisher, OF (8)	2020 Tyler Soderstrom, C
1984 Mark McGwire, 1B	Joe Blanton, RHP (9)	
1985 Walt Weiss, SS	John McCurdy, SS	
	Ben Fritz, RHP (10)	

\* Did not sign with A's

- (1) Compensation for the loss of free agent Mike Jorgensen
- (2) Choice to Boston as compensation for Joe Rudi
- (3) Choice to Seattle as compensation for Mike Moore
- (4) Compensation for the loss of free agent Dave Parker
- (5) Compensation for the loss of free agent Mike Bordick
- (6) Choice to Anaheim as compensation for Mike Magnante
- (7) Compensation for the loss of free agent Kevin Appier
- (8) Compensation for the loss of free agent Johnny Damon
- (9) Compensation for the loss of free agent Jason Giambi
- (10) Compensation for the loss of free agent Jason Isringhausen
- (11) Compensation for the loss of free agent Ray Durham
- (12) Compensation for the loss of free agent Keith Foulke
- (13) Choice to Washington as compensation for Esteban Loaiza

# ORGANIZATIONAL PLAYERS

## GARRETT PATRICK ACTON

RHP

**Born:** Naperville, Illinois, June 15, 1998; **Home:** Lemont, Illinois

**Bats:** Left; **Throws:** Right; **Height:** 6-2; **Weight:** 215

**Obtained:** Signed as a non-drafted free agent on June 29, 2020

Signed out of the University of Illinois, Champaign by Derek Lee...saved six games in six outings for Illinois after leading the nation with 19 saves in 2019...was a First Team NCBWA All-American in 2019 and a First Team Academic All-American in 2020.

Year	Club	W	L	ERA	G	GS	CG	SHO	SV	IP	H	R	ER	HR	HB	BB	IBB	SO	WP	BK
2020																				

(Minor League Season Canceled – Did Not Pitch)

Minor League Totals

## WILSON GREGORIO ÁLVAREZ (RIVAS)

IF

**Born:** Maracay, Venezuela, May 19, 1998; **Home:** Palo Negro, Venezuela

**Bats:** Right; **Throws:** Right; **Height:** 5-10; **Weight:** 150

**Obtained:** Signed as a free agent to a minor league contract, March 28, 2016

Signed by Juan Villanueva...made his AZL debut in 2019, setting career highs in games (54), at-bats (220), runs (40), hits (63), doubles (2), triples (2), RBI (18) and walks (25).

Year	Club	AVG.	G	AB	R	H	2B	3B	HR	RBI	SH	SF	HP	BB	SO	SB	CS	SLG	OBP	E
2016	DSL A's (R)	.200	30	80	9	16	1	0	0	4	2	0	1	12	10	8	4	.213	.312	14
2017	DSL A's (R)	.304	43	115	16	35	2	0	0	8	6	0	5	11	18	8	8	.322	.389	8
2018	DSL A's (R)	.259	47	147	15	38	4	1	0	8	3	1	2	14	15	11	2	.299	.329	5
2019	AZL A's (R)	.286	54	220	40	63	9	2	0	18	2	2	3	25	49	7	1	.345	.364	8
2020																				

(Minor League Season Canceled – Did Not Play)

Minor League Totals

## TANNER ACKLEY ANDERSON

RHP

**Born:** Boynton Beach, Florida, May 27, 1993; **Home:** Tampa, Florida

**Bats:** Right; **Throws:** Right; **Height:** 6-2; **Weight:** 203

**Obtained:** Acquired via trade from the Pittsburgh Pirates for Wilkin Ramos on November 20, 2018

Originally selected in the 20<sup>th</sup> round of the 2015 First-Year Player Draft out of Harvard by Pittsburgh...made his Major League debut on July 2, 2018 with Pittsburgh against the Los Angeles Dodgers...appeared in five games for Oakland in 2019, finishing 0-3 with a 6.04 ERA, 18 strikeouts and seven walks.

Year	Club	W	L	ERA	G	GS	CG	SHO	SV	IP	H	R	ER	HR	HB	BB	IBB	SO	WP	BK
2015	Bristol (R)	4	0	2.38	12	0	0	0	3	22.2	21	6	6	0	0	2	0	19	1	0
	West Virginia (A)	1	0	4.50	3	0	0	0	0	6.0	8	3	3	0	0	0	0	6	0	0
2016	West Virginia (A)	2	2	3.42	19	1	0	0	0	47.1	37	19	18	0	0	13	0	33	2	1
	Bradenton (A)	1	1	3.76	17	2	0	0	1	40.2	49	22	17	2	2	9	0	17	4	0
2017	Altoona (AA)	10	8	3.38	30	19	0	0	0	133.1	134	54	50	6	1	33	2	97	8	0
2018	Indianapolis (AAA)	3	2	2.64	39	0	0	0	6	61.1	65	25	18	2	4	15	0	49	0	0
	Pittsburgh (NL)	1	0	6.35	6	0	0	0	0	11.1	15	10	8	1	1	8	2	6	2	0
2019	Las Vegas (AAA)	9	5	6.00	21	16	1	1	0	96.0	121	68	64	21	5	41	0	59	1	0
	Oakland (AL)	0	3	6.04	5	5	0	0	0	22.1	30	16	15	4	0	7	1	18	3	0
2020																				

(Minor League Season Canceled – Did Not Pitch)

Minor League Totals

Major League Totals

## LAZARO ROBERSY ARMENTEROS (ARANGO)

OF

**Born:** La Habana, Cuba, May 22, 1999; **Home:** Miami, Florida

**Bats:** Right; **Throws:** Right; **Height:** 6-1; **Weight:** 195

**Obtained:** Signed as a free agent to a minor league contract, July 2, 2016

Signed by Raul Gomez...named the A's ninth-best prospect by *Baseball America* following the 2017 season and sixth best following the 2018 season...finished 2019 second in the organization in walks (73) and fourth in steals (22)...was a 2019 California League Midseason All-Star.

Year	Club	AVG.	G	AB	R	H	2B	3B	HR	RBI	SH	SF	HP	BB	SO	SB	CS	SLG	OBP	E	
2017	DSL A's (R)	.167	6	18	6	3	0	0	0	1	0	1	4	3	9	2	2	.167	.385	1	
	AZL A's (R)	.288	41	156	24	45	9	4	4	22	0	2	7	16	48	10	1	.474	.376	5	
2018	Beloit (A)	.277	79	292	43	81	8	2	8	39	0	2	10	36	115	8	6	.401	.374	3	
2019	Stockton (A)	.222	126	459	65	102	22	5	17	61	0	0	6	73	227	22	6	.403	.336	4	
2020		(Minor League Season Canceled – Did Not Play)																			
Minor League Totals		.250	252	925	138	231	39	11	29	123	0	5	27	128	399	42	15	.410	.356	13	

### EDWARD ANTHONY BARAM

RHP

**Born:** Hackensack, New Jersey, June 2, 1997; **Home:** Saddlebrook, New Jersey

**Bats:** Right; **Throws:** Right; **Height:** 6-4; **Weight:** 205

**Obtained:** Selected in the 30th round of the 2019 First Year Player Draft

Signed by Ronald Vaughn...played four seasons for Adelphi University in Garden City, New York...was named the Eastern College Athletic Conference's Pitcher of the Year and was named a First Team All-American by the National Collegiate Baseball Writers Association following the 2019 season...finished his collegiate career 18-13 with a 2.62 ERA and 226 strikeouts in 244.1 innings pitched.

Year	Club	W	L	ERA	G	GS	CG	SHO	SV	IP	H	R	ER	HR	HB	BB	IBB	SO	WP	BK	
2019	AZL A's (R)	0	0	6.57	16	0	0	0	1	24.2	24	21	18	1	2	22	0	33	7	0	
2020		(Minor League Season Canceled – Did Not Pitch)																			
Minor League Totals		0	0	6.57	16	0	0	0	1	24.2	24	21	18	1	2	22	0	33	7	0	

### GIVAINÉ NATHANÉEL BASILIA

IF

**Born:** Willemstad, Curaçao, June 22, 2000; **Home:** Willemstad, Curaçao

**Bats:** Right; **Throws:** Right; **Height:** 6-1; **Weight:** 160

**Obtained:** Signed as a free agent to a minor league contract, July 2, 2017

Signed by Juan Mosquera.

Year	Club	AVG.	G	AB	R	H	2B	3B	HR	RBI	SH	SF	HP	BB	SO	SB	CS	SLG	OBP	E	
2018	DSL A's (R)	.216	47	139	24	30	5	1	0	11	1	0	2	16	43	26	6	.266	.306	9	
2019	AZL A's (R)	.237	42	131	23	31	3	2	1	10	3	0	3	12	45	8	3	.313	.315	9	
2020		(Minor League Season Canceled – Did Not Play)																			
Minor League Totals		.226	89	270	47	61	8	3	1	21	4	0	5	28	88	34	9	.289	.310	18	

### BRADY MARSHALL BASSO

LHP

**Born:** Pearland, Texas, October 8, 1997; **Home:** Pearland, Texas

**Bats:** Right; **Throws:** Left; **Height:** 6-2; **Weight:** 210

**Obtained:** Selected in the 16th round of the 2019 First Year Player Draft

Signed by Christopher Reilly...played three seasons for Oklahoma State...finished his collegiate career 4-5 with a 5.76 ERA in 44 appearances, seven of which were starts...struck out 73 batters in 65.2 career innings pitched.

Year	Club	W	L	ERA	G	GS	CG	SHO	SV	IP	H	R	ER	HR	HB	BB	IBB	SO	WP	BK	
2019	AZL A's (R)	0	0	1.75	15	1	0	0	0	25.2	20	9	5	0	2	8	0	38	1	1	
2020		(Minor League Season Canceled – Did Not Pitch)																			
Minor League Totals		0	0	1.75	15	1	0	0	0	25.2	20	9	5	0	2	8	0	38	1	1	

### TYLER COLE BAUM

RHP

**Born:** Orlando, Florida, January 14, 1998; **Home:** Ocoee, Florida

**Bats:** Right; **Throws:** Right; **Height:** 6-2; **Weight:** 195

**Obtained:** Selected in the second round of the 2019 First Year Player Draft

Signed by Neil Avent...played three seasons for the University of North Carolina...was an All-ACC selection in 2019 for the Tar Heels...finished his collegiate career 18-4 with a 3.71 ERA in 51 appearances, 43 of which were starts...logged 220 strikeouts and 84 walks in 221.0 career innings pitched.

Year	Club	W	L	ERA	G	GS	CG	SHO	SV	IP	H	R	ER	HR	HB	BB	IBB	SO	WP	BK	
2019	Vermont (A)	0	3	4.70	11	11	0	0	0	30.2	29	18	16	4	2	7	0	34	2	0	
2020		(Minor League Season Canceled – Did Not Pitch)																			
Minor League Totals		0	3	4.70	11	11	0	0	0	30.2	29	18	16	4	2	7	0	34	2	0	

**DANIEL BAUTISTA (DE LOS SANTOS)**

OF

**Born:** Phoenix, Arizona, September 20, 2000; **Home:** Lutz, Florida  
**Bats:** Right; **Throws:** Right; **Height:** 6-1; **Weight:** 193  
**Obtained:** Signed as a free agent to a minor league contract, October 4, 2017

Signed by Yendri Bachelor.

Year	Club	AVG.	G	AB	R	H	2B	3B	HR	RBI	SH	SF	HP	BB	SO	SB	CS	SLG	OBP	E
2018	DSL A's (R)	.261	12	46	8	12	1	0	1	7	1	1	0	9	10	6	4	.348	.375	1
	AZL A's (R)	.200	43	110	19	22	7	3	0	11	0	1	4	14	41	3	1	.318	.310	5
2019	Vermont (A)	.276	15	58	7	16	2	1	0	3	0	1	0	4	16	0	3	.345	.317	1
2020		(Minor League Season Canceled – Did Not Play)																		
<b>Minor League Totals</b>		<b>.234</b>	<b>70</b>	<b>214</b>	<b>34</b>	<b>50</b>	<b>10</b>	<b>4</b>	<b>1</b>	<b>21</b>	<b>1</b>	<b>3</b>	<b>4</b>	<b>27</b>	<b>67</b>	<b>9</b>	<b>8</b>	<b>.332</b>	<b>.327</b>	<b>7</b>

**MARTIN GLYNN BECHINA**

OF

Goes by "Marty"  
**Born:** Chicago, Illinois, October 31, 1996; **Home:** Chicago, Illinois  
**Bats:** Right; **Throws:** Right; **Height:** 6-0; **Weight:** 195  
**Obtained:** Selected in the 32nd round of the 2019 First Year Player Draft

Signed by Richard Sparks...played four seasons for Michigan State...in 2019 was Academic All-Big Ten, MSU's Big Ten Sportsmanship Award winner, MSU's John Kobs Most Valuable Player Award winner and Kirk Gibson Offensive Player of the Year Award winner...finished his collegiate career hitting .258 with a .351 on-base percentage, 20 home runs, 114 runs, 110 RBI and 35 steals in 210 games played.

Year	Club	AVG.	G	AB	R	H	2B	3B	HR	RBI	SH	SF	HP	BB	SO	SB	CS	SLG	OBP	E
2019	AZL A's (R)	.302	14	53	13	16	9	0	1	15	0	1	1	14	12	0	2	.528	.449	1
	Vermont (A)	.235	47	179	18	42	10	1	3	17	1	1	2	13	53	1	1	.352	.292	7
2020		(Minor League Season Canceled – Did Not Play)																		
<b>Minor League Totals</b>		<b>.250</b>	<b>61</b>	<b>232</b>	<b>31</b>	<b>58</b>	<b>19</b>	<b>1</b>	<b>4</b>	<b>32</b>	<b>1</b>	<b>1</b>	<b>2</b>	<b>27</b>	<b>65</b>	<b>1</b>	<b>3</b>	<b>.392</b>	<b>.333</b>	<b>8</b>

**AUSTIN STEVEN BECK**

OF

**Born:** Winston Salem, North Carolina, November 21, 1998; **Home:** Lexington, North Carolina  
**Bats:** Right; **Throws:** Right; **Height:** 6-0; **Weight:** 195  
**Obtained:** Selected in the first round of the 2017 First Year Player Draft

Graduated from North Davidson HS (NC)...was signed by Neil Avent...hit .457 with 23 home runs in 103 career high school games...hit .590 with 12 home runs during his senior year...was named the A's number six prospect by *Baseball America* following the 2017 season and number five following 2018...in 2018, finished third in the organization in hits (146) and fourth in batting (.296)...was the California League Player of the Week for the week of June 3-9.

Year	Club	AVG.	G	AB	R	H	2B	3B	HR	RBI	SH	SF	HP	BB	SO	SB	CS	SLG	OBP	E
2017	AZL A's (R)	.211	41	152	23	32	7	4	2	28	0	3	2	17	51	7	1	.349	.293	1
2018	Beloit (A)	.296	123	493	58	146	29	4	2	60	0	8	3	30	117	8	6	.383	.335	6
2019	Stockton (A)	.251	85	338	40	85	22	4	8	49	0	3	2	24	126	2	2	.411	.301	2
2020		(Minor League Season Canceled – Did Not Play)																		
<b>Minor League Totals</b>		<b>.268</b>	<b>249</b>	<b>983</b>	<b>121</b>	<b>263</b>	<b>58</b>	<b>12</b>	<b>12</b>	<b>137</b>	<b>0</b>	<b>14</b>	<b>7</b>	<b>71</b>	<b>294</b>	<b>17</b>	<b>9</b>	<b>.388</b>	<b>.317</b>	<b>9</b>

**GEORGE BRYNER BELL (SANTANA)**

OF

**Born:** Santo Domingo, Dominican Republic, January 3, 2000; **Home:** La Romana, Dominican Republic  
**Bats:** Right; **Throws:** Right; **Height:** 6-3; **Weight:** 183  
**Obtained:** Signed as a non-drafted free agent, July 2, 2016

Signed by Pablo Marmol...is the son of former Major League and 1987 American League MVP George Bell...missed the 2019 season due to injury.

Year	Club	AVG.	G	AB	R	H	2B	3B	HR	RBI	SH	SF	HP	BB	SO	SB	CS	SLG	OBP	E
2017	DSL A's (R)	.140	39	100	11	14	1	0	0	4	0	2	3	11	31	6	1	.150	.241	6
2018	AZL A's (R)	.213	41	89	11	19	1	1	0	5	0	0	2	8	32	2	1	.247	.293	1
2019		(Injured – Did Not Play)																		
2020		(Minor League Season Canceled – Did Not Play)																		
<b>Minor League Totals</b>		<b>.175</b>	<b>80</b>	<b>189</b>	<b>22</b>	<b>33</b>	<b>2</b>	<b>1</b>	<b>0</b>	<b>9</b>	<b>0</b>	<b>2</b>	<b>5</b>	<b>19</b>	<b>63</b>	<b>8</b>	<b>2</b>	<b>.196</b>	<b>.265</b>	<b>7</b>

**OSVALDO BERRIOS (FLORES)****RHP****Born:** Caguas, Puerto Rico, November 29, 1999; **Home:** Juncos, Puerto Rico**Bats:** Right; **Throws:** Right; **Height:** 6-1; **Weight:** 206**Obtained:** Selected in the 20<sup>th</sup> round of the 2017 First Year Player Draft

Signed by Hector Stewart...attended the Puerto Rico Baseball Academy.

Year	Club	W	L	ERA	G	GS	CG	SHO	SV	IP	H	R	ER	HR	HB	BB	IBB	SO	WP	BK
2017	AZL A's (R)	2	3	8.00	13	7	0	0	0	27.0	39	27	24	2	1	8	0	25	4	1
2018	AZL A's (R)	3	4	3.71	13	10	0	0	0	51.0	57	27	21	1	2	13	0	43	6	1
2019	AZL A's (R)	2	1	3.60	4	2	0	0	1	15.0	14	6	6	1	0	0	0	17	1	0
	Vermont (A)	0	4	5.79	11	6	0	0	0	37.1	44	28	24	5	3	11	0	29	3	0
2020		(Minor League Season Canceled – Did Not Pitch)																		
<b>Minor League Totals</b>		<b>7</b>	<b>12</b>	<b>5.18</b>	<b>41</b>	<b>25</b>	<b>0</b>	<b>0</b>	<b>1</b>	<b>130.1</b>	<b>154</b>	<b>88</b>	<b>75</b>	<b>9</b>	<b>6</b>	<b>32</b>	<b>0</b>	<b>114</b>	<b>14</b>	<b>2</b>

**MARCOS ANTONIO BETANCOURT (VELAZQUEZ)****C****Born:** Holguin, Cuba, January 17, 2001; **Home:** Santo Domingo, Dominican Republic**Bats:** Right; **Throws:** Right; **Height:** 6-0; **Weight:** 165**Obtained:** Signed as a non-drafted free agent, July 2, 2018

Signed by Amaury Reyes.

Year	Club	AVG.	G	AB	R	H	2B	3B	HR	RBI	SH	SF	HP	BB	SO	SB	CS	SLG	OBP	E
2018	DSL A's (R)	.204	17	54	6	11	2	0	0	6	0	1	3	1	18	1	0	.241	.254	1
2019	AZL A's (R)	.179	28	95	7	17	3	0	0	13	0	0	4	11	25	1	0	.211	.291	1
2020		(Minor League Season Canceled – Did Not Play)																		
<b>Minor League Totals</b>		<b>.188</b>	<b>45</b>	<b>149</b>	<b>13</b>	<b>28</b>	<b>5</b>	<b>0</b>	<b>0</b>	<b>19</b>	<b>0</b>	<b>1</b>	<b>7</b>	<b>12</b>	<b>43</b>	<b>2</b>	<b>0</b>	<b>.221</b>	<b>.278</b>	<b>2</b>

**REID JOSEPH BIRLINGMAIR****RHP****Born:** Normal, Illinois, November 13, 1996; **Home:** Normal, Illinois**Bats:** Left; **Throws:** Right; **Height:** 5-10; **Weight:** 205**Obtained:** Selected in the 28<sup>th</sup> round of the 2018 First-Year Player Draft

Attended the University of Illinois, Chicago...signed by Derek Lee...made his full-season debut in 2019, setting career highs in every major counting stat.

Year	Club	W	L	ERA	G	GS	CG	SHO	SV	IP	H	R	ER	HR	HB	BB	IBB	SO	WP	BK
2018	AZL A's (R)	2	0	1.45	8	2	0	0	0	18.2	15	5	3	0	2	6	0	25	2	1
	Vermont (A)	1	0	2.25	5	3	0	0	0	16.0	10	5	4	1	1	10	1	8	1	0
2019	Beloit (A)	6	6	4.02	24	21	0	0	0	123.0	108	62	55	12	6	50	0	120	14	0
2020		(Minor League Season Canceled – Did Not Pitch)																		
<b>Minor League Totals</b>		<b>9</b>	<b>6</b>	<b>3.54</b>	<b>37</b>	<b>26</b>	<b>0</b>	<b>0</b>	<b>0</b>	<b>157.2</b>	<b>133</b>	<b>72</b>	<b>62</b>	<b>13</b>	<b>9</b>	<b>66</b>	<b>1</b>	<b>153</b>	<b>17</b>	<b>1</b>

**JOSE MIGUEL BONILLA (PEREZ)****OF****Born:** Santo Domingo, Dominican Republic, February 2, 2001; **Home:** Santo Domingo, Dominican Republic**Bats:** Right; **Throws:** Right; **Height:** 6-3; **Weight:** 180**Obtained:** Signed as a free agent to a minor league contract, July 2, 2017.

Signed by Juan C. De La Cruz.

Year	Club	AVG.	G	AB	R	H	2B	3B	HR	RBI	SH	SF	HP	BB	SO	SB	CS	SLG	OBP	E
2018	DSL A's (R)	.206	59	189	21	39	7	0	3	22	0	1	6	25	78	4	4	.291	.317	1
2019	AZL A's (R)	.195	48	164	17	32	6	1	1	24	0	0	1	25	71	1	3	.262	.305	9
2020		(Minor League Season Canceled – Did Not Play)																		
<b>Minor League Totals</b>		<b>.201</b>	<b>107</b>	<b>353</b>	<b>38</b>	<b>71</b>	<b>13</b>	<b>1</b>	<b>4</b>	<b>46</b>	<b>0</b>	<b>1</b>	<b>7</b>	<b>50</b>	<b>149</b>	<b>5</b>	<b>7</b>	<b>.278</b>	<b>.311</b>	<b>10</b>

**JONAH MICHAEL BRIDE****IF****Born:** Milwaukee, Wisconsin, December 27, 1995; **Home:** Owasso, Oklahoma**Bats:** Right; **Throws:** Right; **Height:** 5-10; **Weight:** 200**Obtained:** Selected in 23<sup>rd</sup> round of the 2018 First-Year Player Draft

Signed by Neil Avent.



Year	Club	AVG.	G	AB	R	H	2B	3B	HR	RBI	SH	SF	HP	BB	SO	SB	CS	SLG	OBP	E
2018	AZL A's (R)	.000	2	5	0	0	0	0	0	0	0	0	0	0	1	0	0	.000	.000	0
	Vermont (A)	.287	54	195	29	56	17	0	3	34	0	4	6	24	35	3	2	.421	.376	13
2019	Stockton (A)	.279	115	402	54	112	18	4	10	58	0	3	17	44	97	2	0	.414	.368	8
	Midland (AA)	.222	2	9	2	2	0	0	0	0	0	0	0	0	1	0	0	.222	.222	0
2020		(Minor League Season Canceled – Did Not Play)																		
<b>Minor League Totals</b>		<b>.278</b>	<b>173</b>	<b>611</b>	<b>85</b>	<b>170</b>	<b>35</b>	<b>4</b>	<b>13</b>	<b>92</b>	<b>0</b>	<b>7</b>	<b>23</b>	<b>68</b>	<b>134</b>	<b>5</b>	<b>2</b>	<b>.412</b>	<b>.368</b>	<b>21</b>

### AUSTIN AUGUSTUS BRIGGS

LHP

**Born:** Lexington, North Carolina, October 11, 1995; **Home:** Willis, Texas

**Bats:** Right; **Throws:** Left; **Height:** 6-3; **Weight:** 210

**Obtained:** Selected in the 29<sup>th</sup> round of the 2018 First-Year Player Draft

Signed by Kelcey Mucker.

Year	Club	W	L	ERA	G	GS	CG	SHO	SV	IP	H	R	ER	HR	HB	BB	IBB	SO	WP	BK
2018	AZL A's (R)	0	1	3.12	16	1	0	0	3	26.0	24	15	9	0	3	14	0	28	4	0
2019	Vermont (A)	1	1	4.71	19	0	0	0	0	28.2	32	24	15	2	3	22	1	22	7	0
2020		(Minor League Season Canceled – Did Not Pitch)																		
<b>Minor League Totals</b>		<b>1</b>	<b>2</b>	<b>3.95</b>	<b>35</b>	<b>1</b>	<b>0</b>	<b>0</b>	<b>3</b>	<b>54.2</b>	<b>56</b>	<b>39</b>	<b>24</b>	<b>2</b>	<b>6</b>	<b>36</b>	<b>1</b>	<b>50</b>	<b>11</b>	<b>0</b>

### MARCOS EMILIO BRITO (RAMIREZ)

IF

**Born:** San Pedro De Macoris, Dominican Republic; **Home:** San Pedro De Macoris, Dominican Republic

**Bats:** Switch; **Throws:** Right; **Height:** 5-11; **Weight:** 164

**Obtained:** Signed as a free agent to a minor league contract on July 2, 2016

Signed by Diego Bordas.

Year	Club	AVG.	G	AB	R	H	2B	3B	HR	RBI	SH	SF	HP	BB	SO	SB	CS	SLG	OBP	E
2017	DSL A's (R)	.178	14	45	3	8	1	0	0	8	0	4	0	13	8	5	0	.200	.339	5
	AZL A's (R)	.234	44	171	30	40	4	2	1	17	0	1	1	21	42	4	1	.298	.320	13
2018	Vermont (A)	.241	54	212	29	51	5	1	1	20	1	1	0	27	50	7	6	.288	.325	16
2019	Beloit (A)	.181	62	204	21	37	8	0	2	13	1	1	0	22	67	3	4	.250	.260	12
2020		(Minor League Season Canceled – Did Not Play)																		
<b>Minor League Totals</b>		<b>.215</b>	<b>174</b>	<b>632</b>	<b>83</b>	<b>136</b>	<b>18</b>	<b>3</b>	<b>4</b>	<b>58</b>	<b>2</b>	<b>7</b>	<b>1</b>	<b>83</b>	<b>167</b>	<b>19</b>	<b>11</b>	<b>.272</b>	<b>.304</b>	<b>46</b>

### AARON JOSHUA BROWN

LHP

**Born:** West Hills, California, June 20, 1992; **Home:** West Hills, California

**Bats:** Left; **Throws:** Left; **Height:** 6-2; **Weight:** 223

**Obtained:** Signed to a minor league contract, February 15, 2021.

Attended Pepperdine University...was originally signed by Shane Bowers...was drafted by Philadelphia in the third round of the 2014 First-Year Player draft and began his career as an outfielder...converted to pitcher midway through the 2017 season.

Year	Club	W	L	ERA	G	GS	CG	SHO	SV	IP	H	R	ER	HR	HB	BB	IBB	SO	WP	BK
2017	GCL Phillies	0	0	3.38	4	0	0	0	0	5.1	2	3	2	0	0	8	0	6	1	0
	Clearwater	0	1	5.27	10	0	0	0	0	13.2	17	12	8	1	3	11	0	14	3	0
2018	Clearwater	2	4	4.91	28	0	0	0	4	36.2	46	23	20	4	1	17	1	41	6	0
	Reading	1	2	4.88	18	0	0	0	1	24.0	16	15	13	1	4	23	0	17	2	0
2019	Reading	5	4	3.82	45	0	0	0	2	66.0	58	35	28	6	2	35	0	81	3	0
2020		(Minor League Season Canceled – Did Not Pitch)																		
<b>Minors Totals</b>		<b>8</b>	<b>11</b>	<b>4.39</b>	<b>105</b>	<b>0</b>	<b>0</b>	<b>0</b>	<b>7</b>	<b>145.2</b>	<b>139</b>	<b>88</b>	<b>71</b>	<b>12</b>	<b>10</b>	<b>94</b>	<b>1</b>	<b>159</b>	<b>15</b>	<b>0</b>

Year	Club	AVG.	G	AB	R	H	2B	3B	HR	RBI	SH	SF	HP	BB	SO	SB	CS	SLG	OBP	E
2014	Williamsport	.256	47	180	23	46	7	1	3	16	0	1	6	6	41	8	4	.356	.301	2
	Lakewood	.309	14	55	3	17	6	0	1	5	0	1	2	1	19	0	1	.473	.339	1
2015	Clearwater	.257	110	389	52	100	17	4	11	47	2	3	13	27	88	10	8	.406	.324	2
2016	Reading	.224	74	228	39	51	14	4	3	27	6	1	8	22	63	2	4	.360	.313	4
	GCL Phillies	.273	3	11	0	3	0	0	0	1	0	0	0	2	0	0	0	.273	.273	0
	Clearwater	.304	20	69	9	21	0	0	2	12	0	1	1	11	19	3	0	.391	.402	3
2017	Reading	.222	28	90	6	20	3	0	2	8	0	0	1	1	34	0	1	.322	.239	2
2018	Reading	.000	8	2	0	0	0	0	0	0	0	0	0	1	0	0	0	.000	.000	0
2019	Reading	.667	20	3	0	2	1	0	0	0	0	0	0	1	0	0	0	.667	1.000	0
<b>Minor League Totals</b>		<b>.253</b>	<b>324</b>	<b>1027</b>	<b>132</b>	<b>260</b>	<b>48</b>	<b>9</b>	<b>22</b>	<b>116</b>	<b>9</b>	<b>7</b>	<b>31</b>	<b>68</b>	<b>268</b>	<b>23</b>	<b>18</b>	<b>.317</b>	<b>.382</b>	<b>15</b>

## BRAYAN DAVID BUELVAS (DURANGO)

OF

**Born:** Montería, Colombia, June 8, 2002; **Home:** Montería, Colombia**Bats:** Right; **Throws:** Right; **Height:** 5-11; **Weight:** 155**Obtained:** Signed as a free agent to a minor league contract on July 3, 2018

Signed by Jose Quintero.

Year	Club	AVG.	G	AB	R	H	2B	3B	HR	RBI	SH	SF	HP	BB	SO	SB	CS	SLG	OBP	E
2019	DSL A's (R)	.300	44	160	26	48	10	7	3	27	0	1	3	22	46	12	5	.506	.392	1
	AZL A's (R)	.282	23	78	4	19	5	1	0	14	0	0	2	8	14	4	4	.333	.330	4
2020		(Minor League Season Canceled – Did Not Play)																		
<b>Minor League Totals</b>		<b>.282</b>	<b>67</b>	<b>238</b>	<b>30</b>	<b>67</b>	<b>15</b>	<b>8</b>	<b>3</b>	<b>41</b>	<b>0</b>	<b>1</b>	<b>5</b>	<b>30</b>	<b>60</b>	<b>16</b>	<b>9</b>	<b>.450</b>	<b>.372</b>	<b>5</b>

## LAWRENCE EVAN BUTLER

OF

**Born:** Burlington, New Jersey, July 10, 2000; **Home:** Atlanta, Georgia**Bats:** Left; **Throws:** Right; **Height:** 6-2; **Weight:** 215**Obtained:** Selected in the sixth round of the 2018 First-Year Player Draft

Signed by Jemel Spearman...drafted out of Westlake High School in Atlanta, Georgia.

Year	Club	AVG.	G	AB	R	H	2B	3B	HR	RBI	SH	SF	HP	BB	SO	SB	CS	SLG	OBP	E
2018	AZL A's (R)	.226	46	106	20	24	4	2	1	15	0	0	0	18	43	3	1	.330	.339	0
2019	Vermont (A)	.177	55	192	20	34	5	2	4	22	0	2	1	26	90	1	0	.286	.276	3
2020		(Minor League Season Canceled – Did Not Play)																		
<b>Minor League Totals</b>		<b>.195</b>	<b>101</b>	<b>298</b>	<b>40</b>	<b>58</b>	<b>9</b>	<b>4</b>	<b>5</b>	<b>37</b>	<b>0</b>	<b>2</b>	<b>1</b>	<b>44</b>	<b>133</b>	<b>4</b>	<b>1</b>	<b>.302</b>	<b>.299</b>	<b>3</b>

## CHASE MATTHEW CALABUIG

OF

**Born:** Mission Viejo, California, December 10, 1995; **Home:** Mission Viejo, California**Bats:** Left; **Throws:** Left; **Height:** 5-10; **Weight:** 185**Obtained:** Selected in the 27<sup>th</sup> round of the 2018 First-Year Player Draft

Signed by Anthony Aliotti...named All-Mountain West First Team in 2018 for San Diego State University... finished his career with the Aztecs with a school-record 238 games played...was named Texas League Player of the Week for the week of Aug. 19-25, 2019.

Year	Club	AVG.	G	AB	R	H	2B	3B	HR	RBI	SH	SF	HP	BB	SO	SB	CS	SLG	OBP	E
2018	AZL A's (R)	.406	16	32	7	13	3	1	0	5	0	1	1	5	5	0	0	.563	.487	0
	Stockton (A)	.239	51	201	32	48	12	0	0	16	2	0	3	21	40	3	1	.299	.320	0
2019	Beloit (A)	.304	13	46	4	14	2	0	1	5	0	0	0	12	10	1	2	.413	.448	2
	Midland (AA)	.280	109	403	57	113	14	3	4	50	0	5	5	63	101	7	4	.360	.380	3
2020		(Minor League Season Canceled – Did Not Play)																		
<b>Minor League Totals</b>		<b>.276</b>	<b>189</b>	<b>682</b>	<b>100</b>	<b>188</b>	<b>31</b>	<b>4</b>	<b>5</b>	<b>76</b>	<b>2</b>	<b>6</b>	<b>9</b>	<b>101</b>	<b>156</b>	<b>11</b>	<b>7</b>	<b>.355</b>	<b>.373</b>	<b>5</b>

## ALEXANDER JOSE CAMPOS

IF

**Born:** Cumana, Venezuela, February 20, 2000; **Home:** Cumana, Venezuela**Bats:** Right; **Throws:** Right; **Height:** 5-10; **Weight:** 195**Obtained:** Acquired from Seattle with Emilio Pagán for Ryon Healy on November 11, 2017

Year	Club	AVG.	G	AB	R	H	2B	3B	HR	RBI	SH	SF	HP	BB	SO	SB	CS	SLG	OBP	E
2017	DSL Mariners (R)	.290	59	207	37	60	10	0	2	26	2	1	3	41	39	7	10	.367	.413	15
2018	AZL A's (R)	.127	28	71	11	9	2	1	0	4	0	1	1	11	28	4	1	.183	.250	10
2019		(Injured – Did Not Play)																		
2020		(Minor League Season Canceled – Did Not Play)																		
<b>Minor League Totals</b>		<b>.248</b>	<b>87</b>	<b>278</b>	<b>48</b>	<b>69</b>	<b>12</b>	<b>1</b>	<b>2</b>	<b>30</b>	<b>2</b>	<b>2</b>	<b>4</b>	<b>52</b>	<b>67</b>	<b>11</b>	<b>11</b>	<b>.320</b>	<b>.372</b>	<b>25</b>

## LUIS ANGEL CARRASCO (ALVAREZ)

RHP

**Born:** Barquisimeto, Venezuela, December 19, 2001; **Home:** San Vicente, Venezuela**Bats:** Right; **Throws:** Right; **Height:** 6-1; **Weight:** 180**Obtained:** Signed as a free agent to a minor league contract on July 13, 2018

Signed by Ruben Barradas.

Year	Club	W	L	ERA	G	GS	CG	SHO	SV	IP	H	R	ER	HR	HB	BB	IBB	SO	WP	BK	
2019	AZL A's (R)	0	0	6.91	6	4	0	0	0	14.1	19	11	11	0	1	4	0	12	3	2	
2020		(Minor League Season Canceled – Did Not Pitch)																			
<b>Minor League Totals</b>		<b>0</b>	<b>0</b>	<b>6.91</b>	<b>6</b>	<b>4</b>	<b>0</b>	<b>0</b>	<b>0</b>	<b>14.1</b>	<b>19</b>	<b>11</b>	<b>11</b>	<b>0</b>	<b>1</b>	<b>4</b>	<b>0</b>	<b>12</b>	<b>3</b>	<b>2</b>	

### CHARLES ALAN CERNY

RHP

Goes by "Charlie"

**Born:** Bloomington, Illinois, September 23, 1996; **Home:** Bloomington, Illinois

**Bats:** Left; **Throws:** Right; **Height:** 6-4; **Weight:** 235

**Obtained:** Selected in the seventh round of the 2018 First-Year Player Draft

Attended the University of Illinois, Chicago...made the 2017 Horizon League All-Academic Team...signed by Derek Lee...made his full-season debut in 2019, setting career highs in every major statistic.

Year	Club	W	L	ERA	G	GS	CG	SHO	SV	IP	H	R	ER	HR	HB	BB	IBB	SO	WP	BK	
2018	Vermont (A)	1	1	4.32	16	1	0	0	3	25.0	26	17	12	0	2	12	1	15	4	0	
2019	Beloit (A)	2	5	3.57	38	0	0	0	8	53.0	45	29	21	1	5	37	2	42	11	2	
2020		(Minor League Season Canceled – Did Not Pitch)																			
<b>Minor League Totals</b>		<b>3</b>	<b>6</b>	<b>3.81</b>	<b>54</b>	<b>1</b>	<b>0</b>	<b>0</b>	<b>11</b>	<b>78.0</b>	<b>71</b>	<b>46</b>	<b>33</b>	<b>1</b>	<b>7</b>	<b>49</b>	<b>3</b>	<b>57</b>	<b>15</b>	<b>2</b>	

### CHASE JONATHAN COHEN

RHP

**Born:** Alpharetta, Georgia, April 26, 1997; **Home:** Alpharetta, Georgia

**Bats:** Left; **Throws:** Right; **Height:** 6-1; **Weight:** 195

**Obtained:** Selected in the ninth round of the 2018 First-Year Player Draft

Signed out of Georgia Southern University by Jemel Spearman...was named Sun Belt Pitcher of the Week for the week of Feb. 22, 2016.

Year	Club	W	L	ERA	G	GS	CG	SHO	SV	IP	H	R	ER	HR	HB	BB	IBB	SO	WP	BK	
2018	AZL A's (R)	0	0	0.00	1	0	0	0	0	1.0	0	0	0	0	0	0	0	0	0	0	
	Vermont (A)	2	2	4.13	12	9	0	0	0	32.2	30	17	15	2	0	14	0	42	1	0	
2019	Beloit (A)	5	10	4.64	27	18	0	0	2	114.1	113	68	59	9	4	56	1	106	15	1	
2020		(Minor League Season Canceled – Did Not Pitch)																			
<b>Minor League Totals</b>		<b>7</b>	<b>12</b>	<b>4.50</b>	<b>40</b>	<b>27</b>	<b>0</b>	<b>0</b>	<b>2</b>	<b>148.0</b>	<b>143</b>	<b>85</b>	<b>74</b>	<b>11</b>	<b>4</b>	<b>70</b>	<b>1</b>	<b>148</b>	<b>16</b>	<b>1</b>	

### CALVIN JOSEPH COKER

RHP

**Born:** Redwood City, California, March 6, 1996; **Home:** Kyle, Texas

**Bats:** Right; **Throws:** Right; **Height:** 6-2; **Weight:** 165

**Obtained:** Selected in the 15<sup>th</sup> round of the 2018 First-Year Player Draft

Signed out of Auburn University by Anthony Aloisi.

Year	Club	W	L	ERA	G	GS	CG	SHO	SV	IP	H	R	ER	HR	HB	BB	IBB	SO	WP	BK	
2018	AZL A's (R)	0	0	4.00	13	1	0	0	2	18.0	20	11	8	1	0	9	0	23	2	0	
	Vermont (A)	0	0	0.00	1	0	0	0	0	2.1	1	0	0	0	1	0	0	4	0	0	
	Nashville (AAA)	0	0	7.71	2	0	0	0	1	2.1	2	2	2	0	1	1	0	0	0	0	
2019	Vermont (A)	0	0	4.91	6	0	0	0	1	3.2	4	3	2	0	0	4	1	2	1	0	
	Beloit (A)	1	3	4.82	24	0	0	0	3	37.1	33	21	20	4	3	7	0	33	5	0	
2020		(Minor League Season Canceled – Did Not Pitch)																			
<b>Minor League Totals</b>		<b>1</b>	<b>3</b>	<b>4.53</b>	<b>46</b>	<b>1</b>	<b>0</b>	<b>0</b>	<b>7</b>	<b>63.2</b>	<b>60</b>	<b>37</b>	<b>32</b>	<b>5</b>	<b>5</b>	<b>21</b>	<b>1</b>	<b>62</b>	<b>8</b>	<b>0</b>	

### VINCENT JAMES COLETTI

RHP

Goes by "Vince"

**Born:** Hollywood, Florida, November 3, 1996; **Home:** Hollywood, Florida

**Bats:** Right; **Throws:** Right; **Height:** 6-2; **Weight:** 205

**Obtained:** Selected in the 17<sup>th</sup> round of the 2019 First-Year Player Draft

Signed out of Florida Atlantic University by Julio Franco...led all Conference USA pitchers with 35 appearances in 2019.

Year	Club	W	L	ERA	G	GS	CG	SHO	SV	IP	H	R	ER	HR	HB	BB	IBB	SO	WP	BK	
2019	AZL A's (R)	0	0	2.25	2	0	0	0	0	4.0	2	1	1	1	0	0	0	2	0	0	
	Vermont (A)	1	1	5.40	14	0	0	0	0	23.1	31	16	14	0	0	8	2	20	4	0	
2020		(Minor League Season Canceled – Did Not Pitch)																			
<b>Minor League Totals</b>		<b>1</b>	<b>1</b>	<b>4.94</b>	<b>16</b>	<b>0</b>	<b>0</b>	<b>0</b>	<b>0</b>	<b>27.1</b>	<b>33</b>	<b>17</b>	<b>15</b>	<b>1</b>	<b>0</b>	<b>8</b>	<b>2</b>	<b>22</b>	<b>4</b>	<b>0</b>	

### BRYCE BLACKWELL CONLEY

RHP

**Born:** Raleigh, North Carolina, August 22, 1994; **Home:** Alpharetta, Georgia

**Bats:** Right; **Throws:** Right; **Height:** 6-3; **Weight:** 206

**Obtained:** Selected in the 22nd round of the 2017 First-Year Player Draft

Graduated from Alpharetta HS (GA)...played collegiately at Georgia State University...transferred to Georgia State from Chattahoochee Valley Community College...signed by Jemel Spearman...was named the California League Pitcher of the Week for the week of July 29-Aug. 4, 2019.

Year	Club	W	L	ERA	G	GS	CG	SHO	SV	IP	H	R	ER	HR	HB	BB	IBB	SO	WP	BK	
2017	Vermont (A)	0	3	6.12	15	4	0	0	0	25.0	21	18	17	2	4	23	0	28	3	0	
2018	Beloit (A)	3	7	4.46	20	16	0	0	1	84.2	66	44	42	8	11	37	0	98	11	0	
2019	Beloit (A)	3	4	3.73	16	12	0	0	1	70.0	51	31	29	11	8	59	0	98	5	0	
	Stockton (A)	3	1	2.78	9	7	0	0	0	32.1	20	11	10	4	2	21	0	29	1	0	
2020		(Minor League Season Canceled – Did Not Pitch)																			
<b>Minor League Totals</b>		<b>9</b>	<b>15</b>	<b>4.16</b>	<b>60</b>	<b>39</b>	<b>0</b>	<b>0</b>	<b>2</b>	<b>212.0</b>	<b>158</b>	<b>104</b>	<b>98</b>	<b>21</b>	<b>23</b>	<b>119</b>	<b>0</b>	<b>224</b>	<b>19</b>	<b>0</b>	

### CLARK ANTHONY COTA

RHP

**Born:** Fresno, California, October 6, 1996; **Home:** Hampstead, North Carolina

**Bats:** Right; **Throws:** Right; **Height:** 6-0; **Weight:** 230

**Obtained:** Selected in the 10th round of the 2018 First-Year Player Draft

Signed out of Topsail High School by Neil Avent.

Year	Club	W	L	ERA	G	GS	CG	SHO	SV	IP	H	R	ER	HR	HB	BB	IBB	SO	WP	BK	
2018	AZL A's (R)	0	0	0.00	2	0	0	0	0	2.0	0	0	0	0	0	2	0	5	1	0	
	Vermont (A)	3	1	6.11	14	0	0	0	1	17.2	18	16	12	1	4	17	2	14	3	0	
2019	Vermont (A)	2	3	5.06	19	0	0	0	0	32.0	26	22	18	1	3	24	0	37	5	0	
2020		(Minor League Season Canceled – Did Not Pitch)																			
<b>Minor League Totals</b>		<b>5</b>	<b>4</b>	<b>5.23</b>	<b>35</b>	<b>0</b>	<b>0</b>	<b>0</b>	<b>1</b>	<b>51.2</b>	<b>44</b>	<b>38</b>	<b>30</b>	<b>2</b>	<b>7</b>	<b>43</b>	<b>2</b>	<b>56</b>	<b>9</b>	<b>0</b>	

### JEFFREY KELLEY CRISWELL

RHP

Goes by "Jeff"

**Born:** Portage, Michigan, March 10, 1999; **Home:** Portage, Michigan

**Bats:** Right; **Throws:** Right; **Height:** 6-4; **Weight:** 203

**Obtained:** Selected in the second round of the 2020 First-Year Player Draft

Signed out of the University of Michigan by Richard Sparks...was an All-Big Ten First Team selection as a sophomore, finishing 7-1 with a 2.88 ERA and 116 strikeouts in 106.0 innings pitched.

Year	Club	W	L	ERA	G	GS	CG	SHO	SV	IP	H	R	ER	HR	HB	BB	IBB	SO	WP	BK	
2020		(Minor League Season Canceled – Did Not Pitch)																			
<b>Minor League Totals</b>																					

### MATTHEW NICHOLAS CROSS

C

Goes by "Matt"

**Born:** Buffalo, New York, July 28, 1998; **Home:** Tonawanda, New York

**Bats:** Right; **Throws:** Right; **Height:** 6-0; **Weight:** 215

**Obtained:** Selected in the 19th round of the 2018 First-Year Player Draft

Signed out of Niagara County Community College by Matthew Higginson.

Year	Club	AVG.	G	AB	R	H	2B	3B	HR	RBI	SH	SF	HP	BB	SO	SB	CS	SLG	OBP	E	
2018	AZL A's (R)	.217	13	23	2	5	0	0	3	0	0	1	0	3	5	0	0	.217	.296	1	
2019	AZL A's (R)	.235	33	98	17	23	3	2	3	16	0	2	1	19	25	0	1	.398	.358	2	
	Vermont (A)	.000	5	14	0	0	0	0	0	0	0	0	1	2	3	0	0	.000	.176	0	
	Stockton (A)	.091	3	11	1	1	0	0	1	1	0	0	1	1	6	0	0	.364	.231	1	
2020		(Minor League Season Canceled – Did Not Play)																			
<b>Minor League Totals</b>		<b>.199</b>	<b>54</b>	<b>146</b>	<b>20</b>	<b>29</b>	<b>3</b>	<b>2</b>	<b>4</b>	<b>20</b>	<b>0</b>	<b>3</b>	<b>3</b>	<b>25</b>	<b>39</b>	<b>0</b>	<b>1</b>	<b>.329</b>	<b>.322</b>	<b>4</b>	

**JOHN GOWEN CUSHING, JR.****RHP**

Goes by "Jack"

**Born:** Enid, Oklahoma, December, 3, 1996; **Home:** Flower Mound, Texas**Bats:** Right; **Throws:** Right; **Height:** 6-3; **Weight:** 205**Obtained:** Selected in the 22<sup>nd</sup> round of the 2019 First-Year Player Draft

Signed by Paul Faulk III out of Georgetown University...was named to the 2019 All-Big East Second Team...struck out 87 batters in 2019, good for third in the Big East and second in Georgetown history.

Year	Club	W	L	ERA	G	GS	CG	SHO	SV	IP	H	R	ER	HR	HB	BB	IBB	SO	WP	BK
2019	AZL A's (R)	1	0	9.00	2	1	0	0	0	5.0	11	5	5	1	0	2	0	4	1	0
	Vermont (A)	2	6	5.59	11	6	0	0	0	37.0	40	27	23	5	1	20	0	21	4	0
2020		(Minor League Season Canceled – Did Not Pitch)																		
<b>Minor League Totals</b>		<b>3</b>	<b>6</b>	<b>6.00</b>	<b>13</b>	<b>7</b>	<b>0</b>	<b>0</b>	<b>0</b>	<b>42.0</b>	<b>51</b>	<b>32</b>	<b>28</b>	<b>6</b>	<b>1</b>	<b>22</b>	<b>0</b>	<b>25</b>	<b>5</b>	<b>0</b>

**TY O'DANIEL DAMRON****LHP****Born:** Denton, Texas, July 28, 1994; **Home:** Gordonville, Texas**Bats:** Left; **Throws:** Left; **Height:** 6-0; **Weight:** 202**Obtained:** Selected in the 15<sup>th</sup> round of the 2016 First-Year Player DraftGraduated from Krum HS (TX)...originally drafted in the 13<sup>th</sup> round of the 2013 draft by the Dodgers but did not sign...played collegiately at Texas Tech...signed by Armann Brown.

Year	Club	W	L	ERA	G	GS	CG	SHO	SV	IP	H	R	ER	HR	HB	BB	IBB	SO	WP	BK
2016	Vermont (A)	0	3	5.06	10	0	0	0	1	16.0	15	13	9	1	1	9	0	15	1	0
2017	AZL A's (R)	0	2	9.00	3	0	0	0	0	4.0	9	4	4	0	0	1	0	6	1	0
	Vermont (A)	5	5	4.53	18	5	0	0	2	45.2	58	27	23	1	4	22	1	47	6	0
2018	Beloit (A)	4	2	2.97	24	0	0	0	0	33.1	33	16	11	2	1	17	0	49	3	0
	Stockton (A)	1	0	3.24	13	0	0	0	0	16.2	15	6	6	3	2	10	0	24	1	0
2019	Beloit (A)	0	0	1.50	9	0	0	0	1	18.0	6	3	3	0	2	9	0	25	1	0
	Stockton (A)	1	0	2.03	17	0	0	0	0	26.2	13	6	6	2	3	9	0	31	1	1
2020		(Minor League Season Canceled – Did Not Pitch)																		
<b>Minor League Totals</b>		<b>11</b>	<b>12</b>	<b>3.48</b>	<b>94</b>	<b>5</b>	<b>0</b>	<b>0</b>	<b>0</b>	<b>160.1</b>	<b>149</b>	<b>75</b>	<b>62</b>	<b>9</b>	<b>13</b>	<b>77</b>	<b>1</b>	<b>197</b>	<b>14</b>	<b>1</b>

**MICHAEL WILLIAM DANIELAK****RHP****Born:** Mount Prospect, Illinois, March 16, 1994; **Home:** Mount Prospect, Illinois**Bats:** Right; **Throws:** Right; **Height:** 6-4; **Weight:** 210**Obtained:** Selected in the 19<sup>th</sup> round of the 2017 First Year Player Draft

Graduated from John Hersey HS (IL)...signed by Ron Vaughn...was named Mid-Suburban League Player of the Year during his senior year of high school...made All-Ivy League Second Team during his senior year at Dartmouth.

Year	Club	W	L	ERA	G	GS	CG	SHO	SV	IP	H	R	ER	HR	HB	BB	IBB	SO	WP	BK
2017	AZL A's (R)	0	0	13.50	1	1	0	0	0	0.2	4	3	1	0	0	0	0	1	0	0
	Vermont (A)	3	0	1.20	17	0	0	0	4	30.0	23	4	4	2	1	9	0	35	3	0
2018	Beloit (A)	0	2	9.35	3	2	0	0	0	8.2	18	17	9	3	3	3	0	7	0	0
2019	Beloit (A)	3	1	2.05	19	0	0	0	1	30.2	28	8	7	3	0	6	2	38	3	0
	Stockton (A)	3	0	3.41	16	0	0	0	0	29.0	27	15	11	3	3	8	0	40	1	0
2020		(Minor League Season Canceled – Did Not Pitch)																		
<b>Minor League Totals</b>		<b>9</b>	<b>3</b>	<b>2.91</b>	<b>56</b>	<b>3</b>	<b>0</b>	<b>0</b>	<b>5</b>	<b>99.0</b>	<b>100</b>	<b>47</b>	<b>32</b>	<b>11</b>	<b>7</b>	<b>26</b>	<b>2</b>	<b>121</b>	<b>7</b>	<b>0</b>

**LOGAN DOUGLAS DAVIDSON****IF****Born:** Charlotte, North Carolina, December 26, 1997; **Home:** Seneca, South Carolina**Bats:** Both; **Throws:** Right; **Height:** 6-3; **Weight:** 210**Obtained:** Selected in the first round of the 2019 First-Year Player Draft

Signed out of Clemson University by Neil Avent...made his professional debut in 2019, playing 54 games, all at shortstop, for Vermont.

Year	Club	AVG.	G	AB	R	H	2B	3B	HR	RBI	SH	SF	HP	BB	SO	SB	CS	SLG	OBP	E
2019	Vermont (A)	.239	54	205	42	49	7	0	4	12	0	0	2	31	55	5	0	.332	.345	12
2020		(Minor League Season Canceled – Did Not Play)																		
<b>Minor League Totals</b>		<b>.239</b>	<b>54</b>	<b>205</b>	<b>42</b>	<b>49</b>	<b>7</b>	<b>0</b>	<b>4</b>	<b>12</b>	<b>0</b>	<b>0</b>	<b>2</b>	<b>31</b>	<b>55</b>	<b>5</b>	<b>0</b>	<b>.332</b>	<b>.345</b>	<b>12</b>

**GEYKLER ANDRES DÁVILA (HERNANDEZ)**
**C**
**Born:** Los Teques, Venezuela, October 19, 2000; **Home:** San Diego, Venezuela

**Bats:** Right; **Throws:** Right; **Height:** 5-11; **Weight:** 180

**Obtained:** Signed as a free agent to a minor league contract, July 3, 2017

Signed by Oswaldo Troconis.

Year	Club	AVG.	G	AB	R	H	2B	3B	HR	RBI	SH	SF	HP	BB	SO	SB	CS	SLG	OBP	E
2018	DSL A's (R)	.188	28	69	5	13	2	0	0	12	1	1	0	6	10	1	2	.217	.250	2
2019	AZL A's Green (R)	.182	9	22	2	4	1	0	0	2	0	0	0	3	6	1	0	.227	.280	4
	DSL A's (R)	.143	5	7	3	1	1	0	0	0	0	0	1	4	4	0	0	.286	.500	1
2020		(Minor League Season Canceled – Did Not Play)																		
<b>Minor League Totals</b>		<b>.184</b>	<b>42</b>	<b>98</b>	<b>10</b>	<b>18</b>	<b>4</b>	<b>0</b>	<b>0</b>	<b>14</b>	<b>1</b>	<b>1</b>	<b>1</b>	<b>13</b>	<b>20</b>	<b>2</b>	<b>2</b>	<b>.224</b>	<b>.283</b>	<b>7</b>

**JOSEPH CHARLES DEMERS**
**RHP**

Goes by "Joe"

**Born:** Walnut Creek, California, November 9, 1996; **Home:** Martinez, California

**Bats:** Right; **Throws:** Right; **Height:** 6-1; **Weight:** 240

**Obtained:** Selected in the 11<sup>th</sup> round of the 2018 First-Year Player Draft

Signed out of the University of Washington by James Coffman...was a 2018 All-Pac-12 selection, and was a 2018 ABCA Rawlings Gold Glove D1 winner...missed all of 2018 due to injury...made his professional debut in 2019, spending all season with Beloit.

Year	Club	W	L	ERA	G	GS	CG	SHO	SV	IP	H	R	ER	HR	HB	BB	IBB	SO	WP	BK
2018		(Injured – Did not pitch)																		
2019	Beloit (A)	5	4	5.49	23	13	0	0	2	95.0	111	59	58	11	9	17	0	75	5	0
2020		(Minor League Season Canceled – Did Not Pitch)																		
<b>Minor League Totals</b>		<b>5</b>	<b>4</b>	<b>5.49</b>	<b>23</b>	<b>13</b>	<b>0</b>	<b>0</b>	<b>2</b>	<b>95.0</b>	<b>111</b>	<b>59</b>	<b>58</b>	<b>11</b>	<b>9</b>	<b>17</b>	<b>0</b>	<b>75</b>	<b>5</b>	<b>0</b>

**EDWIN DÍAZ (PANTOJA)**
**IF**
**Born:** Bayamon, Puerto Rico, August 25, 1995; **Home:** Vega Alta, Puerto Rico

**Bats:** Right; **Throws:** Right; **Height:** 6-1; **Weight:** 230

**Obtained:** Selected in the 15<sup>th</sup> round of the 2013 First-Year Player Draft

Graduated from Maestro Ladi HS (PR)...signed by Ruben Escalera...in 2019, ranked first in the organization in doubles (36) and tied for fifth in triples (5) and extra-base hits (57)...finished 2018 tied for fourth in the organization in home runs (15).

Year	Club	AVG.	G	AB	R	H	2B	3B	HR	RBI	SH	SF	HP	BB	SO	SB	CS	SLG	OBP	E
2013	AZL A's (R)	.239	27	92	7	22	6	1	1	6	0	1	0	5	25	1	1	.359	.276	5
2014	AZL A's (R)	.241	44	145	21	35	12	1	1	7	1	1	6	17	39	2	0	.359	.343	11
2015	AZL A's (R)	.171	24	76	10	13	2	0	2	6	0	0	1	8	22	0	0	.276	.259	5
	Beloit (A)	.100	45	140	9	14	8	0	0	13	2	2	2	8	49	0	0	.157	.158	8
2016	Beloit (A)	.236	92	296	31	70	13	0	5	34	6	4	8	26	101	4	2	.331	.311	17
2017	Beloit (A)	.255	89	302	49	77	12	3	10	45	2	2	2	43	91	0	0	.414	.350	13
	Stockton (A)	.089	13	45	2	4	0	1	0	3	1	1	0	4	15	0	0	.133	.160	3
2018	Stockton (A)	.236	84	296	44	70	19	0	13	37	3	3	3	39	98	3	0	.432	.328	12
	Midland (AA)	.155	31	103	6	16	4	0	2	13	1	4	0	8	32	1	0	.252	.209	4
2019	Midland (AA)	.238	127	458	63	109	36	7	14	72	2	3	9	48	153	3	1	.439	.320	13
	Las Vegas (AAA)	.000	4	13	0	0	0	0	0	0	0	0	0	1	3	0	0	.000	.071	0
2020		(Minor League Season Canceled – Did Not Play)																		
<b>Minor League Totals</b>		<b>.219</b>	<b>580</b>	<b>1966</b>	<b>242</b>	<b>430</b>	<b>112</b>	<b>13</b>	<b>48</b>	<b>236</b>	<b>18</b>	<b>21</b>	<b>31</b>	<b>207</b>	<b>628</b>	<b>14</b>	<b>4</b>	<b>.362</b>	<b>.300</b>	<b>91</b>

**JORDAN DAVID DÍAZ (SANDOVAL)**
**IF**
**Born:** Montería, Colombia, August 13, 2000; **Home:** Montería, Colombia

**Bats:** Right; **Throws:** Right; **Height:** 5-9; **Weight:** 190

**Obtained:** Signed as a free agent to a minor league contract, August 13, 2016

Signed by Jose Quintero...was a 2019 New York-Penn League Midseason All-Star.

Year	Club	AVG.	G	AB	R	H	2B	3B	HR	RBI	SH	SF	HP	BB	SO	SB	CS	SLG	OBP	E
2017	DSL A's (R)	.255	42	137	14	35	7	0	0	18	0	3	3	6	22	2	0	.307	.295	11
	AZL A's (R)	.185	8	27	2	5	0	0	0	2	0	1	0	0	4	1	0	.185	.179	4
2018	AZL A's (R)	.277	48	159	23	44	11	2	1	25	0	2	6	19	22	0	2	.390	.371	10
2019	Vermont (A)	.264	70	277	31	73	17	1	9	47	0	4	1	18	46	2	2	.430	.307	15
2020		(Minor League Season Canceled – Did Not Play)																		
<b>Minor League Totals</b>		<b>.262</b>	<b>168</b>	<b>600</b>	<b>70</b>	<b>157</b>	<b>35</b>	<b>3</b>	<b>10</b>	<b>92</b>	<b>0</b>	<b>10</b>	<b>10</b>	<b>43</b>	<b>94</b>	<b>5</b>	<b>4</b>	<b>.380</b>	<b>.317</b>	<b>40</b>

### JOSE MANUEL DICOCHEA III

RHP

**Born:** Tucson, Arizona, March 21, 2001; **Home:** Sahuarita, Arizona

**Bats:** Right; **Throws:** Right; **Height:** 6-3; **Weight:** 180

**Obtained:** Selected in the eighth round of the 2019 First Year Player Draft

Signed out of Sahuarita High School by Scott Cousins...was ranked the No. 6 player and the highest-ranked high schooler in the state of Arizona by Baseball America prior to the 2019 draft...threw a no-hitter in the 2019 Arizona state championship semifinals.

Year	Club	W	L	ERA	G	GS	CG	SHO	SV	IP	H	R	ER	HR	HB	BB	IBB	SO	WP	BK
2019	AZL A's (R)	0	3	10.38	10	9	0	0	0	21.2	28	27	25	3	4	14	0	14	4	0
2020		(Minor League Season Canceled – Did Not Play)																		
<b>Minor League Totals</b>		<b>0</b>	<b>3</b>	<b>10.38</b>	<b>10</b>	<b>9</b>	<b>0</b>	<b>0</b>	<b>0</b>	<b>21.2</b>	<b>28</b>	<b>27</b>	<b>25</b>	<b>3</b>	<b>4</b>	<b>14</b>	<b>0</b>	<b>14</b>	<b>4</b>	<b>0</b>

### JEREMY AUSTIN EIERMAN

IF

**Born:** Sedalia, Missouri, September 10, 1996; **Home:** Warsaw, Missouri

**Bats:** Right; **Throws:** Right; **Height:** 6-0; **Weight:** 205

**Obtained:** Selected in the second round of the 2018 First-Year Player Draft

Signed out of Missouri State University by Albert Skorupa...was a 2018 Preseason All-American.

Year	Club	AVG.	G	AB	R	H	2B	3B	HR	RBI	SH	SF	HP	BB	SO	SB	CS	SLG	OBP	E
2018	Vermont (A)	.235	62	247	36	58	8	2	8	26	2	1	4	13	70	10	4	.381	.283	15
2019	Stockton (A)	.208	131	501	57	104	22	7	13	64	3	4	5	39	177	11	3	.357	.270	15
2020		(Minor League Season Canceled – Did Not Play)																		
<b>Minor League Totals</b>		<b>.217</b>	<b>193</b>	<b>748</b>	<b>93</b>	<b>162</b>	<b>30</b>	<b>9</b>	<b>21</b>	<b>90</b>	<b>5</b>	<b>5</b>	<b>9</b>	<b>52</b>	<b>247</b>	<b>21</b>	<b>7</b>	<b>.365</b>	<b>.274</b>	<b>30</b>

### STEPHEN PATRICK EMANUELS, JR.

RHP

Goes by "Stevie"

**Born:** Seattle, Washington, January 30, 1999; **Home:** Bellevue, Washington

**Bats:** Right; **Throws:** Right; **Height:** 6-5; **Weight:** 215

**Obtained:** Selected in the fifth round of the 2020 First-Year Player Draft

Signed out of the University of Washington by James Coffman...was a Collegiate Baseball Third Team All-American in 2020 after going 3-1 with a 0.79 ERA in four starts.

Year	Club	W	L	ERA	G	GS	CG	SHO	SV	IP	H	R	ER	HR	HB	BB	IBB	SO	WP	BK
2020		(Minor League Season Canceled – Did Not Pitch)																		
<b>Minor League Totals</b>																				

### ZACHARY SCOTT ERWIN

LHP

Goes by "Zack"

**Born:** Park Ridge, Illinois, January 24, 1994; **Home:** Duluth, Georgia

**Bats:** Left; **Throws:** Left; **Height:** 6-5; **Weight:** 187

**Obtained:** Acquired from Chicago (AL) with J.B. Wendelken for Brett Lawrie, December 9, 2015

Graduated from Duluth HS (GA)...played collegiately at Clemson...drafted by Chicago (AL) in the fourth round of the 2015 First-Year Player Draft...ranked eighth in the organization in saves (7) in 2019...finished 2018 tied for seventh in the organization in wins (8), eighth in innings pitched (135.2) and 10<sup>th</sup> in strikeouts (108).

Year	Club	W	L	ERA	G	GS	CG	SHO	SV	IP	H	R	ER	HR	HB	BB	IBB	SO	WP	BK
2015	Great Falls (R)	2	0	0.84	8	4	0	0	0	21.1	17	5	2	0	0	3	0	15	2	0
	Kannapolis (A)	0	2	1.89	7	3	0	0	0	19.0	15	5	4	0	1	4	0	15	3	0
2016	Beloit (A)	1	0	5.40	5	4	0	0	0	18.1	25	11	11	4	0	3	0	16	0	0
	Stockton (A)	3	10	6.53	18	16	0	0	0	80.0	109	70	58	11	5	32	2	58	11	0
2017	Beloit (A)	6	4	2.08	19	19	0	0	0	95.1	74	30	22	4	1	29	0	91	3	0
2018	Stockton (A)	8	11	5.44	25	25	0	0	0	135.2	172	84	82	15	8	36	1	108	2	0
2019	Midland (AA)	6	3	3.22	39	0	0	0	7	58.2	71	28	21	6	1	15	3	68	3	0
2020		(Minor League Season Canceled – Did Not Pitch)																		
<b>Minor League Totals</b>		<b>26</b>	<b>30</b>	<b>4.20</b>	<b>121</b>	<b>71</b>	<b>0</b>	<b>0</b>	<b>7</b>	<b>428.1</b>	<b>483</b>	<b>233</b>	<b>200</b>	<b>40</b>	<b>16</b>	<b>122</b>	<b>6</b>	<b>371</b>	<b>24</b>	<b>0</b>

### BRADEN GREGORY FEIGL

RHP

Goes by "Brady"

**Born:** St. Louis, Missouri, November 27, 1995; **Home:** Naperville, Illinois

**Bats:** Right; **Throws:** Right; **Height:** 6-4; **Weight:** 235

**Obtained:** Selected in the fifth round of the 2018 First-Year Player Draft

Signed out of the University of Mississippi by Kelcey Mucker...was selected in the 35<sup>th</sup> round of the 2017 First-Year Player Draft by Los Angeles-AL, but did not sign...finished 2019 ranked fifth in innings pitched (134.1), sixth in strikeouts (119) and 10<sup>th</sup> in the organization in ERA (4.42)...was a 2019 California League Midseason All-Star.

Year	Club	W	L	ERA	G	GS	CG	SHO	SV	IP	H	R	ER	HR	HB	BB	IBB	SO	WP	BK
2018	Vermont (A)	1	1	1.35	8	5	0	0	0	20.0	6	3	3	0	1	7	1	27	0	0
	Beloit (A)	0	1	3.00	3	3	0	0	0	6.0	5	2	2	1	0	1	0	7	1	0
2019	Stockton (A)	5	11	4.42	27	25	0	0	0	134.1	148	83	66	12	8	35	0	119	7	0
2020		(Minor League Season Canceled – Did Not Pitch)																		
<b>Minor League Totals</b>		<b>6</b>	<b>13</b>	<b>3.99</b>	<b>38</b>	<b>33</b>	<b>0</b>	<b>0</b>	<b>0</b>	<b>160.1</b>	<b>159</b>	<b>88</b>	<b>71</b>	<b>13</b>	<b>9</b>	<b>43</b>	<b>1</b>	<b>153</b>	<b>8</b>	<b>0</b>

### DEVIN BRYAN DAVID FOYLE

OF

**Born:** Scottsdale, Arizona, November 18, 1996; **Home:** Fountain Hills, Arizona

**Bats:** Both; **Throws:** Left; **Height:** 6-2; **Weight:** 185

**Obtained:** Selected in the 17<sup>th</sup> round of the 2018 First-Year Player Draft

Signed out of the University of Kansas by Albert Skorupa.

Year	Club	AVG.	G	AB	R	H	2B	3B	HR	RBI	SH	SF	HP	BB	SO	SB	CS	SLG	OBP	E
2018	Vermont (A)	.169	49	142	21	24	5	1	0	12	2	3	2	21	44	11	1	.218	.280	1
2019	Beloit (A)	.235	95	327	49	77	15	3	6	43	2	4	6	52	98	16	8	.355	.347	2
2020		(Minor League Season Canceled – Did Not Play)																		
<b>Minor League Totals</b>		<b>.215</b>	<b>144</b>	<b>469</b>	<b>70</b>	<b>101</b>	<b>20</b>	<b>4</b>	<b>6</b>	<b>55</b>	<b>4</b>	<b>7</b>	<b>8</b>	<b>73</b>	<b>142</b>	<b>27</b>	<b>9</b>	<b>.313</b>	<b>.327</b>	<b>3</b>

### KYLE MCPHAIL FRIEDRICH

RHP

**Born:** San Diego, California, January 22, 1992; **Home:** San Clemente, California

**Bats:** Right; **Throws:** Right; **Height:** 6-0; **Weight:** 203

**Obtained:** Selected in the seventh round of the 2015 First-Year Player Draft

Graduated from San Clemente HS (CA)...played collegiately at Long Beach State from 2011-15...signed by Craig Conklin...in 2016, finished fourth among A's minor leaguers in innings pitched (153.0) and fifth in strikeouts (119)...was named Midwest League Pitcher of the Week for the week of May 23-29, 2016...finished 2018 tied for seventh in the organization in wins (8) and ninth in strikeouts (109) and innings pitched (134.1)...in 2019, finished tied for fourth in the organization in ERA (3.43) and ninth in innings pitched (123.1).



Year	Club	W	L	ERA	G	GS	CG	SHO	SV	IP	H	R	ER	HR	HB	BB	IBB	SO	WP	BK
2015	Vermont (A)	1	3	4.50	14	11	0	0	0	36.0	32	22	18	2	2	13	0	19	1	0
2016	Beloit (A)	3	2	1.25	10	8	0	0	0	50.1	38	10	7	2	5	6	0	31	0	0
	Stockton (A)	3	7	4.29	18	18	0	0	0	100.2	109	54	48	10	2	10	0	86	9	0
	Midland (AA)	0	0	9.00	1	0	0	0	0	2.0	4	2	2	0	0	0	0	2	0	0
2017	Stockton (A)	2	2	2.98	16	4	0	0	1	54.1	44	22	18	7	6	12	0	42	1	0
	Midland (AA)	1	4	6.00	18	3	0	0	1	51.0	58	38	34	7	9	17	2	36	0	1
2018	Stockton (A)	2	2	3.27	9	9	0	0	0	52.1	49	20	19	6	5	17	0	48	0	1
	Midland (AA)	6	5	5.66	15	14	0	0	0	76.1	90	54	48	13	7	23	0	60	2	0
	Nashville (AAA)	0	1	3.18	1	1	0	0	0	5.2	4	2	2	0	0	1	0	1	0	0
2019	Stockton (A)	0	0	3.38	3	3	0	0	0	10.2	9	4	4	1	2	3	0	8	0	0
	Midland (AA)	6	7	3.43	20	19	0	0	0	112.2	121	45	43	5	5	31	0	81	2	0
2020		(Minor League Season Canceled – Did Not Pitch)																		
Minor League Totals		24	33	3.96	125	90	0	0	2	552.0	558	273	243	53	43	133	2	414	15	2

### GERALD FRANCISCO GARCÍA (FLORES)

LHP

**Born:** Ciudad Darío, Nicaragua, October 21, 2001; **Home:** Ciudad Darío, Nicaragua

**Bats:** Left; **Throws:** Left; **Height:** 6-2; **Weight:** 200

**Obtained:** Signed as a free agent to a minor league contract on July 2, 2018

Signed by Juan Mosquera.

Year	Club	W	L	ERA	G	GS	CG	SHO	SV	IP	H	R	ER	HR	HB	BB	IBB	SO	WP	BK
2019	AZL A's (R)	0	2	5.32	14	12	0	0	0	45.2	55	33	27	3	1	12	0	57	4	0
2020		(Minor League Season Canceled – Did Not Pitch)																		
Minor League Totals		0	2	5.32	14	12	0	0	0	45.2	55	33	27	3	1	12	0	57	4	0

### COOPER JOHN GOLDBY

C

**Born:** Mesa, Arizona, January 18, 1995; **Home:** Yuba City, California

**Bats:** Right; **Throws:** Right; **Height:** 5-10; **Weight:** 190

**Obtained:** Selected in the 35<sup>th</sup> round of the 2017 First Year Player Draft

Graduated from Yuba City HS (CA)...played collegiately at Lewis-Clark State College in Lewiston, Idaho...signed by Jim Coffman...missed most of 2018 due to injury.

Year	Club	AVG.	G	AB	R	H	2B	3B	HR	RBI	SH	SF	HP	BB	SO	SB	CS	SLG	OBP	E
2017	AZL A's (R)	.189	22	53	8	10	1	0	0	3	1	0	4	10	24	0	0	.208	.358	3
2018	Vermont (A)	.000	1	1	0	0	0	0	0	0	0	0	0	0	0	0	0	.000	.000	0
	Nashville (AAA)	.500	1	2	1	1	1	0	0	2	0	0	0	0	0	0	0	1.000	.500	0
2019	Beloit (A)	.172	10	29	1	5	1	0	0	2	0	0	0	4	0	7	1	.207	.273	2
	Midland (AA)	.115	22	61	3	7	0	0	0	0	0	0	1	9	30	0	0	.115	.239	3
2020		(Minor League Season Canceled – Did Not Play)																		
Minor League Totals		.158	56	146	13	23	3	0	0	7	1	0	5	23	61	1	0	.178	.293	8

### JORGE ENRIQUE GORDÓN (VENEGAS)

C

**Born:** Panamá, Panama; **Home:** Panamá, Panama

**Bats:** Right; **Throws:** Right; **Height:** 5-10; **Weight:** 200

**Obtained:** Signed as a free agent to a minor league contract on July 6, 2014

Signed by Juan Mosquera.

Year	Club	AVG.	G	AB	R	H	2B	3B	HR	RBI	SH	SF	HP	BB	SO	SB	CS	SLG	OBP	E
2015	DSL A's (R)	.252	56	206	12	52	9	2	0	23	3	5	1	12	33	2	5	.290	.316	7
2016	DSL A's (R)	.153	38	118	9	18	3	0	0	4	0	1	0	15	19	1	1	.246	.178	2
2017	DSL A's (R)	.250	41	120	8	30	2	0	0	15	1	1	1	8	17	5	2	.300	.267	3
2018	AZL A's (R)	.186	24	59	7	11	1	1	0	4	0	2	0	9	14	0	1	.237	.286	4
2019	AZL A's (R)	.250	2	8	0	1	0	0	0	2	0	0	0	2	0	0	0	.250	.250	0
	Vermont (A)	.140	19	57	3	8	1	0	0	3	1	1	1	3	27	0	0	.158	.194	0
2020		(Minor League Season Canceled – Did Not Play)																		
Minor League Totals		.213	180	568	39	121	16	3	0	51	5	10	3	47	112	8	9	.252	.272	16

## BRETT THOMAS GRAVES

RHP

**Born:** Creve Cour, Missouri, January 30, 1993; **Home:** Wentzville, Missouri**Bats:** Right; **Throws:** Right; **Height:** 6-1; **Weight:** 195**Obtained:** Selected in the Triple-A phase of the 2020 Rule 5 draft from Miami

Originally drafted in the third round of the 2014 First-Year Player Draft by Oakland...selected in the 2017 Rule 5 draft by Miami.

Year	Club	W	L	ERA	G	GS	CG	SHO	SV	IP	H	R	ER	HR	HB	BB	IBB	SO	WP	BK
2014	AZL A's (R)	0	0	0.00	1	1	0	0	0	1.0	0	0	0	0	0	1	0	1	0	0
	Vermont (A)	3	2	6.86	8	2	0	0	0	21.0	24	18	16	1	1	6	0	18	4	0
2015	Beloit (A)	12	8	5.36	28	28	0	0	0	142.2	168	90	85	15	4	44	0	91	6	0
2016	Stockton (A)	7	10	4.60	27	25	0	0	0	141.0	141	81	72	11	11	49	1	86	9	2
2017	Stockton (A)	0	0	2.55	7	4	0	0	0	24.2	18	9	7	3	0	3	0	29	1	1
	Midland (AA)	1	1	5.97	7	6	0	0	0	31.2	48	22	21	1	2	10	0	28	4	0
2018	Jupiter (A)	0	1	6.43	2	2	0	0	0	7.0	8	5	5	1	3	1	0	7	1	0
	Jacksonville (AA)	1	1	5.11	5	1	0	0	0	12.1	13	7	7	2	1	6	0	10	0	0
	Miami (NL)	1	1	5.40	21	0	0	0	1	33.1	41	22	20	3	4	12	2	21	1	0
2019	Jacksonville (AA)	2	4	2.20	32	0	0	0	3	45.0	27	15	11	3	2	21	1	52	5	0
	New Orleans (AAA)	3	1	3.63	13	0	0	0	5	17.1	12	8	7	3	0	10	0	21	0	0
2020		(Minor League Season Canceled – Did Not Pitch)																		
<b>Minor League Totals</b>		<b>29</b>	<b>28</b>	<b>4.69</b>	<b>130</b>	<b>69</b>	<b>0</b>	<b>0</b>	<b>8</b>	<b>443.2</b>	<b>459</b>	<b>255</b>	<b>231</b>	<b>40</b>	<b>24</b>	<b>151</b>	<b>2</b>	<b>343</b>	<b>30</b>	<b>3</b>
<b>Major League Totals</b>		<b>1</b>	<b>1</b>	<b>5.40</b>	<b>21</b>	<b>0</b>	<b>0</b>	<b>0</b>	<b>1</b>	<b>33.1</b>	<b>41</b>	<b>22</b>	<b>20</b>	<b>3</b>	<b>4</b>	<b>12</b>	<b>2</b>	<b>21</b>	<b>1</b>	<b>0</b>

## JALEN DOUGLAS GREER

IF

**Born:** Chicago, Illinois, July 19, 2001; **Home:** Chicago, Illinois**Bats:** Right; **Throws:** Right; **Height:** 6-3; **Weight:** 185**Obtained:** Selected in the fifth round of the 2019 First Year Player Draft

Signed out of St. Rita High School by Derek Lee...was named the top-ranked shortstop out of the state of Illinois by Baseball America entering the 2019 draft.

Year	Club	AVG.	G	AB	R	H	2B	3B	HR	RBI	SH	SF	HP	BB	SO	SB	CS	SLG	OBP	E
2019	AZL A's (R)	.165	42	121	10	20	1	1	0	10	0	2	2	21	69	4	1	.190	.295	15
2020		(Minor League Season Canceled – Did Not Play)																		
<b>Minor League Totals</b>		<b>.165</b>	<b>42</b>	<b>121</b>	<b>10</b>	<b>20</b>	<b>1</b>	<b>1</b>	<b>0</b>	<b>10</b>	<b>0</b>	<b>2</b>	<b>2</b>	<b>21</b>	<b>69</b>	<b>4</b>	<b>1</b>	<b>.190</b>	<b>.295</b>	<b>15</b>

## RYAN MCQUILLEN GRIDLEY

IF

**Born:** Pittsburgh, Pennsylvania, May 4, 1995; **Home:** Milton, Georgia**Bats:** Right; **Throws:** Right; **Height:** 5-8; **Weight:** 177**Obtained:** Selected in the 11<sup>th</sup> round of the 2017 First Year Player Draft

Graduated from Milton HS (GA)...signed by Kelcey Mucker...was First Team All-SEC during his senior year at Mississippi State...had exactly 25 runs, 24 RBI and 28 walks in each of his first two pro seasons...finished 2019 ranked tied for fifth in the organization in doubles (29) and tied for ninth in hits (114).

Year	Club	AVG.	G	AB	R	H	2B	3B	HR	RBI	SH	SF	HP	BB	SO	SB	CS	SLG	OBP	E
2017	Vermont (A)	.262	56	210	25	55	12	0	1	24	3	2	4	28	33	6	2	.333	.357	5
2018	Beloit (A)	.269	68	227	25	61	10	1	3	24	1	1	4	28	46	3	5	.361	.358	7
2019	Beloit (A)	.259	53	189	27	49	14	1	3	20	2	1	5	16	32	6	2	.392	.332	6
	Stockton (A)	.274	59	237	27	65	15	0	3	20	2	2	3	17	43	4	2	.376	.328	5
2020		(Minor League Season Canceled – Did Not Play)																		
<b>Minor League Totals</b>		<b>.267</b>	<b>236</b>	<b>863</b>	<b>104</b>	<b>230</b>	<b>51</b>	<b>2</b>	<b>10</b>	<b>88</b>	<b>8</b>	<b>6</b>	<b>16</b>	<b>89</b>	<b>154</b>	<b>19</b>	<b>11</b>	<b>.365</b>	<b>.344</b>	<b>23</b>

## RICHARD GUASCH (CALA)

RHP

**Born:** Santiago de Cuba, Cuba, April 10, 1998; **Home:** Santo Domingo, Dominican Republic**Bats:** Right; **Throws:** Right; **Height:** 6-4; **Weight:** 205**Obtained:** Signed as a free agent to a minor league deal on July 13, 2018

Signed by Juan C. De La Cruz.

Year	Club	W	L	ERA	G	GS	CG	SHO	SV	IP	H	R	ER	HR	HB	BB	IBB	SO	WP	BK
2018	DSL A's (R)	1	0	1.16	7	5	0	0	0	23.1	17	5	3	1	4	4	0	27	5	1
2019	Vermont (A)	0	0	0.00	1	1	0	0	0	4.0	1	0	0	0	0	1	0	5	1	0
	Beloit (A)	0	4	4.53	19	10	0	0	2	59.2	52	31	30	1	6	37	0	77	12	2
2020		(Minor League Season Canceled – Did Not Pitch)																		
<b>Minor League Totals</b>		<b>1</b>	<b>4</b>	<b>3.41</b>	<b>26</b>	<b>16</b>	<b>0</b>	<b>0</b>	<b>2</b>	<b>87.0</b>	<b>70</b>	<b>36</b>	<b>33</b>	<b>2</b>	<b>10</b>	<b>42</b>	<b>0</b>	<b>109</b>	<b>18</b>	<b>3</b>

### MICHAEL ERLING GULDBERG

OF

**Born:** Woodstock, Georgia, June 22, 1999; **Home:** Duluth, Georgia  
**Bats:** Right; **Throws:** Right; **Height:** 6-0; **Weight:** 175  
**Obtained:** Selected in the third round of the 2020 First-Year Player Draft

Signed out of Georgia Tech by Jemel Spearman...led the Atlantic Coast Conference with a .450 batting average and had just three strikeouts in 72 plate appearances in 16 games in 2020 for Georgia Tech.

Year	Club	AVG.	G	AB	R	H	2B	3B	HR	RBI	SH	SF	HP	BB	SO	SB	CS	SLG	OBP	E
2020		(Minor League Season Canceled – Did Not Play)																		
<b>Minor League Totals</b>																				

### CHARLES JEFFREY HALL

RHP

**Born:** Dumfries, Virginia, September 6, 1994; **Home:** Dumfries, Virginia  
**Bats:** Right; **Throws:** Right; **Height:** 5-11; **Weight:** 170  
**Obtained:** Selected in the 33<sup>rd</sup> round of the 2019 First-Year Player Draft

Signed out of Tusculum College by Anthony Aloisi...was named Second-Team All-SAC as well as First-Team D2CAA All-Southeast Region as a utility pitcher for his senior season.

Year	Club	W	L	ERA	G	GS	CG	SHO	SV	IP	H	R	ER	HR	HB	BB	IBB	SO	WP	BK
2019	AZL A's (R)	3	1	3.55	12	4	0	0	0	33.0	24	15	13	0	1	9	0	40	5	0
	Midland (AA)	0	0	27.00	1	0	0	0	0	1.1	2	4	4	1	1	1	0	2	0	0
2020		(Minor League Season Canceled – Did Not Pitch)																		
<b>Minor League Totals</b>		<b>13</b>	<b>4</b>	<b>4.46</b>	<b>13</b>	<b>4</b>	<b>0</b>	<b>0</b>	<b>0</b>	<b>34.1</b>	<b>26</b>	<b>19</b>	<b>17</b>	<b>1</b>	<b>2</b>	<b>10</b>	<b>0</b>	<b>42</b>	<b>5</b>	<b>0</b>

### HOGAN ANTHONY HARRIS

LHP

**Born:** Lafayette, Louisiana, December 26, 1996; **Home:** Lafayette, Louisiana  
**Bats:** Right; **Throws:** Left; **Height:** 6-1; **Weight:** 230  
**Obtained:** Selected in the third round of the 2018 First-Year Player Draft

Signed out of the University of Louisiana at Lafayette by Kelcey Mucker...missed all of 2018 due to injury.

Year	Club	W	L	ERA	G	GS	CG	SHO	SV	IP	H	R	ER	HR	HB	BB	IBB	SO	WP	BK
2018		(Injured – Did not pitch)																		
2019	Vermont (A)	1	3	3.12	8	6	0	0	0	26.0	14	11	9	2	3	9	0	36	1	0
	Stockton (A)	0	2	2.51	7	7	0	0	0	28.2	18	8	8	2	1	10	0	29	2	0
2020		(Minor League Season Canceled – Did Not Pitch)																		
<b>Minor League Totals</b>		<b>1</b>	<b>5</b>	<b>2.80</b>	<b>15</b>	<b>13</b>	<b>0</b>	<b>0</b>	<b>0</b>	<b>54.2</b>	<b>32</b>	<b>19</b>	<b>17</b>	<b>4</b>	<b>4</b>	<b>19</b>	<b>0</b>	<b>65</b>	<b>3</b>	<b>0</b>

### NICHOLAS DAURIO HIGHBERGER

RHP

Goes by "Nick"  
**Born:** Charlotte, North Carolina, November 4, 1993; **Home:** Rye, Colorado  
**Bats:** Right; **Throws:** Right; **Height:** 5-11; **Weight:** 200  
**Obtained:** Selected in the 30<sup>th</sup> round of the 2016 First-Year Player Draft

Graduated from Rye HS (CO)...attended Creighton University, where he went 12-3 with a 2.84 ERA during his four-year career...signed by Al Skorupa...finished 2019 ninth in the organization with six saves.

Year	Club	W	L	ERA	G	GS	CG	SHO	SV	IP	H	R	ER	HR	HB	BB	IBB	SO	WP	BK
2016	AZL A's (R)	2	2	3.38	17	0	0	0	3	26.2	33	15	10	1	1	7	0	18	5	0
	Stockton (A)	1	0	0.00	2	0	0	0	0	4.0	2	0	0	0	1	2	0	3	0	0
2017	Beloit (A)	1	1	6.60	10	0	0	0	1	15.0	21	16	11	2	1	4	0	10	0	1
2018	Beloit (A)	6	3	3.35	34	0	0	0	6	48.1	42	27	18	4	5	25	0	41	4	0
2019	Stockton (A)	5	4	4.38	44	0	0	0	6	63.2	61	40	31	5	5	36	3	46	8	0
2020		(Minor League Season Canceled – Did Not Pitch)																		
<b>Minor League Totals</b>		<b>15</b>	<b>10</b>	<b>4.00</b>	<b>107</b>	<b>0</b>	<b>0</b>	<b>0</b>	<b>16</b>	<b>157.2</b>	<b>159</b>	<b>98</b>	<b>70</b>	<b>12</b>	<b>13</b>	<b>74</b>	<b>3</b>	<b>118</b>	<b>17</b>	<b>1</b>

**ANGELLO OSMAR INFANTE****RHP**

**Born:** Maracaibo, Venezuela, April 16, 1999; **Home:** Maracaibo, Venezuela  
**Bats:** Right; **Throws:** Right; **Height:** 6-1; **Weight:** 175  
**Obtained:** Signed as a free agent to a minor league deal on October 12, 2015

Signed by Ruben Barradas.

Year	Club	W	L	ERA	G	GS	CG	SHO	SV	IP	H	R	ER	HR	HB	BB	IBB	SO	WP	BK
2016	DSL A's (R)	3	1	2.12	18	0	0	0	2	34.0	34	9	8	1	2	4	1	22	2	0
2017	DSL A's (R)	3	1	1.06	14	9	1	0	0	67.2	59	11	8	0	6	5	0	54	0	0
2018	AZL A's (R)	4	3	3.12	9	5	0	0	0	43.1	40	15	15	0	2	9	0	37	4	1
2019	Vermont (A)	0	3	3.86	4	3	0	0	0	14.0	14	9	6	2	2	3	0	12	0	0
	Beloit (A)	3	6	2.83	13	8	0	0	1	60.1	51	26	19	3	5	13	0	37	2	0
2020		(Minor League Season Canceled – Did Not Pitch)																		
<b>Minor League Totals</b>		<b>13</b>	<b>14</b>	<b>2.30</b>	<b>58</b>	<b>25</b>	<b>1</b>	<b>0</b>	<b>3</b>	<b>219.1</b>	<b>198</b>	<b>70</b>	<b>56</b>	<b>6</b>	<b>17</b>	<b>34</b>	<b>1</b>	<b>162</b>	<b>8</b>	<b>1</b>

**ZACHARY GARRETT JACKSON****RHP**

**Born:** Berryhill, Oklahoma, December 25, 1994; **Home:** Sand Springs, Oklahoma  
**Bats:** Right; **Throws:** Right; **Height:** 6-4; **Weight:** 235  
**Obtained:** Selected in the Triple-A phase of the 2020 Rule 5 draft from Toronto

Originally selected in the third round of the 2016 First-Year Player draft by Toronto out of the University of Arkansas.

Year	Club	W	L	ERA	G	GS	CG	SHO	SV	IP	H	R	ER	HR	HB	BB	IBB	SO	WP	BK
2016	GCL Jays (R)	0	0	0.00	1	0	0	0	0	1.0	1	0	0	0	0	0	0	0	0	0
	Vancouver (A)	1	1	3.57	13	0	0	0	0	17.2	13	8	7	0	0	12	0	23	1	0
2017	Lansing (A)	1	0	3.15	15	0	0	0	1	20.0	13	7	7	2	1	8	0	25	3	0
	Dunedin (A)	1	2	2.03	27	0	0	0	4	31.0	19	7	7	0	0	18	0	43	6	0
2018	New Hampshire (AA)	2	3	2.47	43	0	0	0	2	62.0	29	20	17	2	0	51	3	75	5	0
2019	Buffalo (AAA)	9	0	3.97	46	0	0	0	1	68.0	56	35	30	10	2	34	0	68	6	1
2020		(Minor League Season Canceled – Did Not Pitch)																		
<b>Minor League Totals</b>		<b>13</b>	<b>14</b>	<b>2.30</b>	<b>58</b>	<b>25</b>	<b>1</b>	<b>0</b>	<b>3</b>	<b>219.1</b>	<b>198</b>	<b>70</b>	<b>56</b>	<b>6</b>	<b>17</b>	<b>34</b>	<b>1</b>	<b>162</b>	<b>8</b>	<b>1</b>

**GAVIN HUNTER JONES****IF**

**Born:** Sedalia, Missouri, July 19, 1998; **Home:** Knob Noster, Missouri  
**Bats:** Right; **Throws:** Right; **Height:** 6-1; **Weight:** 210  
**Obtained:** Selected in the 27<sup>th</sup> round of the 2019 First-Year Player Draft

Signed out of State Fair Community College by Steve Abney...was named First-Team All-Region 16 as an infielder and was named to the Missouri Community College Athletic Conference All-Conference Team.

Year	Club	AVG.	G	AB	R	H	2B	3B	HR	RBI	SH	SF	HP	BB	SO	SB	CS	SLG	OBP	E
2019	AZL A's (R)	.208	52	192	28	40	6	0	1	20	0	2	3	20	75	3	3	.255	.290	11
2020		(Minor League Season Canceled – Did Not Play)																		
<b>Minor League Totals</b>		<b>.208</b>	<b>52</b>	<b>192</b>	<b>28</b>	<b>40</b>	<b>6</b>	<b>0</b>	<b>1</b>	<b>20</b>	<b>0</b>	<b>2</b>	<b>3</b>	<b>20</b>	<b>75</b>	<b>3</b>	<b>3</b>	<b>.255</b>	<b>.290</b>	<b>11</b>

**JORGE MIGUEL JUAN (ALMONTE)****RHP**

**Born:** Payita, Dominican Republic, March 6, 1999; **Home:** Payita, Dominican Republic  
**Bats:** Right; **Throws:** Right; **Height:** 6-8; **Weight:** 200  
**Obtained:** Signed as a free agent to a minor league contract on July 17, 2017

Signed by Juan C. De La Cruz.

Year	Club	W	L	ERA	G	GS	CG	SHO	SV	IP	H	R	ER	HR	HB	BB	IBB	SO	WP	BK
2018	DSL A's (R)	0	5	2.51	15	6	0	0	0	43.0	32	18	12	0	11	24	0	48	13	0
2019	AZL A's (R)	1	5	7.29	13	6	0	0	0	33.1	32	34	27	1	5	33	0	36	14	1
2020		(Minor League Season Canceled – Did Not Pitch)																		
<b>Minor League Totals</b>		<b>1</b>	<b>10</b>	<b>4.60</b>	<b>28</b>	<b>12</b>	<b>0</b>	<b>0</b>	<b>0</b>	<b>76.1</b>	<b>64</b>	<b>52</b>	<b>39</b>	<b>1</b>	<b>16</b>	<b>57</b>	<b>0</b>	<b>84</b>	<b>27</b>	<b>1</b>

## GRANT WILLIAM JUDKINS

RHP

**Born:** Grinnell, Iowa, August 6, 1997; **Home:** Pella, Iowa  
**Bats:** Left; **Throws:** Right; **Height:** 6-3; **Weight:** 205  
**Obtained:** Signed as a non-drafted free agent on July 7, 2020

Signed out of the University of Iowa by Steve Abney...went 8-7 with a 2.90 ERA in 111 games, including 25 starts, in four seasons at Iowa State...was a three-time Academic All-Big 10 selection.

Year	Club	W	L	ERA	G	GS	CG	SHO	SV	IP	H	R	ER	HR	HB	BB	IBB	SO	WP	BK
2020																				
(Minor League Season Canceled – Did Not Pitch)																				
Minor League Totals																				

## RAFAEL ANTONIO KELLY

RHP

**Born:** Samana, Dominican Republic, June 9, 1997; **Home:** Samana, Dominican Republic  
**Bats:** Right; **Throws:** Right; **Height:** 6-2; **Weight:** 190  
**Obtained:** Signed as a free agent to a minor league contract on July 1, 2016

Signed by Juan C. De La Cruz...finished 2019 second in the organization with a 3.35 ERA.

Year	Club	W	L	ERA	G	GS	CG	SHO	SV	IP	H	R	ER	HR	HB	BB	IBB	SO	WP	BK
2017	DSL A's (R)	4	1	2.53	10	6	0	0	0	42.2	28	16	12	1	4	10	0	47	3	0
	AZL A's (R)	1	2	2.38	6	2	0	0	0	22.2	20	9	6	1	0	2	0	23	2	0
2018	Vermont (A)	5	6	4.59	14	10	0	0	0	68.2	65	40	35	7	6	27	1	59	4	0
2019	Vermont (A)	1	0	5.40	1	1	0	0	0	5.0	5	3	3	0	1	1	0	6	0	0
	Beloit (A)	5	4	2.81	13	8	0	0	1	57.2	48	26	18	6	0	11	0	50	4	1
	Stockton (A)	0	1	4.15	6	5	0	0	0	26.0	27	15	12	3	1	9	0	20	0	0
2020																				
(Minor League Season Canceled – Did Not Pitch)																				
Minor League Totals																				

## JARED TYLER KOENIG

LHP

**Born:** San Jose, California, January 24, 1994; **Home:** Aptos, California  
**Bats:** Right; **Throws:** Left; **Height:** 6-5; **Weight:** 235  
**Obtained:** Signed as a free agent, January 14, 2020

Was drafted by the Chicago White Sox in the 35th round in 2014 out of Central Arizona College but did not sign...also attended Cal State Monterey Bay and Old Dominion...pitched in independent leagues from 2017-19.

Year	Club	W	L	ERA	G	GS	CG	SHO	SV	IP	H	R	ER	HR	HB	BB	IBB	SO	WP	BK
2017	Monterey (Pecos)	2	2	3.68	5	5	1	0	0	29.1	20	13	12	1	0	16	0	40	2	0
	Salina (Amer. Assoc.)	1	4	7.06	5	5	0	0	0	21.2	25	20	17	2	1	16	0	6	1	0
	San Rafael (Pac. Assoc.)	1	1	4.91	3	3	0	0	0	14.2	20	10	8	1	1	7	0	16	0	0
2018	San Rafael (Pac. Assoc.)	11	1	3.54	16	16	0	0	0	96.2	77	47	38	8	6	51	0	140	4	0
2019	Lake Erie (Frontier)	7	2	2.24	20	18	1	0	0	104.1	87	37	26	6	6	34	0	133	3	0
2020																				
(Minor League Season Canceled – Did Not Pitch)																				
Independent Totals																				

## TRAYSON CAL CHIKARA KUBO

RHP

**Born:** Waipahu, Hawaii, September 26, 1997; **Home:** Waipahu, Hawaii  
**Bats:** Right; **Throws:** Right; **Height:** 6-0; **Weight:** 185  
**Obtained:** Selected in the 24<sup>th</sup> round of the 2019 First Year Player Draft

Signed out of Stephen F. Austin State University by Stephen Cohen.

Year	Club	W	L	ERA	G	GS	CG	SHO	SV	IP	H	R	ER	HR	HB	BB	IBB	SO	WP	BK
2019	AZL A's (R)	0	2	8.84	11	5	0	0	1	18.1	27	23	18	2	0	12	0	28	3	0
2020																				
(Minor League Season Canceled – Did Not Pitch)																				
Minor League Totals																				

## JESÚS ALEJANDRO LAGE (SISO)

RHP

**Born:** Valencia, Venezuela, December 1, 1997; **Home:** Valencia, Venezuela  
**Bats:** Switch; **Throws:** Right; **Height:** 6-0; **Weight:** 175  
**Obtained:** Signed as a non-drafted free agent, July 4, 2014

Signed by Juan C. De La Cruz, Amaris Reyes and Pablo Marmol...moved from the infield to the mound in 2019.

Year	Club	AVG.	G	AB	R	H	2B	3B	HR	RBI	SH	SF	HP	BB	SO	SB	CS	SLG	OBP	E
2015	DSL A's (R)	.176	48	159	15	28	3	1	0	19	4	1	6	17	41	9	6	.209	.279	18
2016	AZL A's (R)	.172	32	116	20	20	4	2	0	11	2	0	3	13	42	4	1	.241	.273	14
	Vermont (A)	.333	3	9	1	3	0	0	0	0	0	0	0	4	2	0	.333	.333	2	
2017	Vermont (A)	.233	47	159	18	37	8	3	1	16	3	1	3	5	52	2	3	.340	.268	14
2018	Vermont (A)	.222	7	18	4	4	1	0	0	1	0	0	1	3	4	0	0	.278	.364	2
	Beloit (A)	.191	29	89	11	17	2	0	2	14	3	1	1	13	31	1	0	.281	.298	9
	Stockton (A)	.132	16	53	3	7	1	0	1	2	0	0	0	1	23	1	1	.208	.148	5
2020	(Minor League Season Canceled – Did Not Pitch)																			
<b>Minor League Totals</b>		<b>.192</b>	<b>184</b>	<b>603</b>	<b>72</b>	<b>116</b>	<b>19</b>	<b>6</b>	<b>4</b>	<b>63</b>	<b>12</b>	<b>3</b>	<b>14</b>	<b>52</b>	<b>197</b>	<b>19</b>	<b>11</b>	<b>.264</b>	<b>.271</b>	<b>64</b>

Year	Club	W	L	ERA	G	GS	CG	SHO	SV	IP	H	R	ER	HR	HB	BB	IBB	SO	WP	BK
2015	DSL A's (R)	0	0	--	1	0	0	0	0	0.0	2	1	1	0	0	0	0	0	0	0
2018	Beloit (A)	0	0	0.00	1	0	0	0	0	0.1	1	0	0	0	0	0	0	0	0	1
2019	AZL A's (R)	4	0	5.61	18	1	0	0	0	25.2	26	18	16	1	8	15	0	27	4	1
2020	(Minor League Season Canceled – Did Not Play)																			
<b>Minor League Totals</b>		<b>4</b>	<b>0</b>	<b>5.88</b>	<b>20</b>	<b>1</b>	<b>0</b>	<b>0</b>	<b>0</b>	<b>26.0</b>	<b>29</b>	<b>19</b>	<b>17</b>	<b>1</b>	<b>8</b>	<b>15</b>	<b>0</b>	<b>27</b>	<b>4</b>	<b>2</b>

### DAVID MATTHEW LEAL

LHP

**Born:** Houston, Texas, April 22, 1997; **Home:** Houston, Texas

**Bats:** Left; **Throws:** Left; **Height:** 6-5; **Weight:** 220

**Obtained:** Selected in the 38<sup>th</sup> round of the 2019 First Year Player Draft

Signed out of Louisiana Tech University by Kelcey Mucker...earned Second-Team All-Louisiana and All-Conference USA honors in 2018.

Year	Club	W	L	ERA	G	GS	CG	SHO	SV	IP	H	R	ER	HR	HB	BB	IBB	SO	WP	BK
2019	AZL A's (R)	6	0	1.43	15	0	0	0	0	37.2	21	9	6	0	4	3	0	50	2	0
	Stockton (A)	0	0	4.50	1	1	0	0	0	4.0	4	2	2	0	0	1	0	2	0	0
2020	(Minor League Season Canceled – Did Not Pitch)																			
<b>Minor League Totals</b>		<b>6</b>	<b>0</b>	<b>1.73</b>	<b>16</b>	<b>1</b>	<b>0</b>	<b>0</b>	<b>0</b>	<b>41.2</b>	<b>25</b>	<b>11</b>	<b>8</b>	<b>0</b>	<b>4</b>	<b>4</b>	<b>0</b>	<b>52</b>	<b>2</b>	<b>0</b>

### DEREK JACOB LEE

OF

Goes by "DJ"

**Born:** Chicago, Illinois, July 15, 1996; **Home:** Frankfort, Illinois

**Bats:** Left; **Throws:** Right; **Height:** 6-2; **Weight:** 185

**Obtained:** Signed as a non-drafted free agent on June 29, 2020

Originally selected in the 39<sup>th</sup> round of the 2019 First-Year Player Draft by Oakland out of the University of Richmond.

Year	Club	AVG.	G	AB	R	H	2B	3B	HR	RBI	SH	SF	HP	BB	SO	SB	CS	SLG	OBP	E
2020	(Minor League Season Canceled – Did Not Play)																			
<b>Minor League Totals</b>																				

### HANSEN MIGUEL LÓPEZ (PERALTA)

C

**Born:** Culiacán Rosales, Mexico, July 3, 2000; **Home:** Culiacán Rosales, Mexico

**Bats:** Right; **Throws:** Right; **Height:** 5-9; **Weight:** 170

**Obtained:** Signed as a free agent to a minor league deal on July 3, 2017

Signed by Juan Mosquera.

Year	Club	AVG.	G	AB	R	H	2B	3B	HR	RBI	SH	SF	HP	BB	SO	SB	CS	SLG	OBP	E
2018	DSL A's (R)	.146	33	89	12	13	3	1	0	2	1	1	4	8	33	1	1	.202	.245	4
2019	AZL A's (R)	.236	32	110	11	26	4	3	1	16	0	2	0	7	49	1	0	.355	.277	4
2020	(Minor League Season Canceled – Did Not Play)																			
<b>Minor League Totals</b>		<b>.196</b>	<b>65</b>	<b>199</b>	<b>23</b>	<b>39</b>	<b>7</b>	<b>4</b>	<b>2</b>	<b>18</b>	<b>1</b>	<b>3</b>	<b>4</b>	<b>15</b>	<b>82</b>	<b>2</b>	<b>1</b>	<b>.286</b>	<b>.262</b>	<b>8</b>

### DAVONN DONALD JUSTIN MACKEY

OF

**Born:** Freeport, Bahamas, October 10, 2000; **Home:** Freeport, Bahamas

**Bats:** Right; **Throws:** Right; **Height:** 6-2; **Weight:** 170

**Obtained:** Signed as a free agent to a minor league deal on July 3, 2017

Signed by Juan Mosquera.

Year	Club	AVG.	G	AB	R	H	2B	3B	HR	RBI	SH	SF	HP	BB	SO	SB	CS	SLG	OBP	E
2018	DSL A's (R)	.111	58	135	18	15	2	1	1	10	3	0	3	25	68	9	4	.163	.264	5
2019	AZL A's (R)	.162	13	37	3	6	1	0	0	3	0	0	0	4	16	0	0	.189	.244	3
2020		(Minor League Season Canceled – Did Not Play)																		
<b>Minor League Totals</b>		<b>.122</b>	<b>71</b>	<b>172</b>	<b>21</b>	<b>21</b>	<b>3</b>	<b>1</b>	<b>1</b>	<b>13</b>	<b>3</b>	<b>0</b>	<b>3</b>	<b>29</b>	<b>84</b>	<b>9</b>	<b>4</b>	<b>.169</b>	<b>.260</b>	<b>8</b>

### LESTER ALEXIS MADDEN (AGUILERA)

OF

**Born:** La Habana, Cuba, January 19, 1999; **Home:** San Pedro de Macoris, Dominican Republic

**Bats:** Right; **Throws:** Right; **Height:** 6-2; **Weight:** 190

**Obtained:** Signed as a free agent to a minor league deal on November 15, 2018

Signed by Wilfredo Magallanes.

Year	Club	AVG.	G	AB	R	H	2B	3B	HR	RBI	SH	SF	HP	BB	SO	SB	CS	SLG	OBP	E
2019	Beloit (A)	.212	105	391	43	83	19	4	2	38	1	1	5	22	118	5	6	.297	.263	9
2020		(Minor League Season Canceled – Did Not Play)																		
<b>Minor League Totals</b>		<b>.212</b>	<b>105</b>	<b>391</b>	<b>43</b>	<b>83</b>	<b>19</b>	<b>4</b>	<b>2</b>	<b>38</b>	<b>1</b>	<b>1</b>	<b>5</b>	<b>22</b>	<b>118</b>	<b>5</b>	<b>6</b>	<b>.297</b>	<b>.263</b>	<b>9</b>

### ERIC YOEL MARIÑEZ (PEREZ)

RHP

**Born:** Sabana Grande de Palenque, Dominican Republic, September 12, 1995; **Home:** Palenque, Dominican Republic

**Bats:** Switch; **Throws:** Right; **Height:** 6-2; **Weight:** 201

**Obtained:** Signed as a non-drafted free agent on November 8, 2012

Signed by Raymond Abreu...moved from the infield to the mound in 2019.

Year	Club	W	L	ERA	G	GS	CG	SHO	SV	IP	H	R	ER	HR	HB	BB	IBB	SO	WP	BK
2017	Beloit (A)	0	0	0.00	1	0	0	0	0	0.1	0	0	0	0	0	0	0	1	0	0
2018	Stockton (A)	0	0	16.20	2	0	0	0	0	1.2	4	3	3	1	0	1	0	4	1	0
2019	Beloit (A)	4	2	2.87	25	0	0	0	10	31.1	19	12	10	0	3	18	3	44	5	1
	Stockton (A)	1	0	5.40	20	0	0	0	1	30.0	26	18	18	2	4	17	0	41	9	0
2020		(Minor League Season Canceled – Did Not Pitch)																		
<b>Minor League Totals</b>		<b>5</b>	<b>2</b>	<b>4.41</b>	<b>48</b>	<b>0</b>	<b>0</b>	<b>0</b>	<b>11</b>	<b>63.1</b>	<b>49</b>	<b>33</b>	<b>31</b>	<b>3</b>	<b>7</b>	<b>36</b>	<b>3</b>	<b>90</b>	<b>15</b>	<b>1</b>

Year	Club	AVG.	G	AB	R	H	2B	3B	HR	RBI	SH	SF	HP	BB	SO	SB	CS	SLG	OBP	E
2013	DSL A's (R)	.246	51	171	18	42	12	3	0	17	1	4	1	12	53	1	4	.351	.293	26
2014	DSL A's (R)	.202	66	242	23	49	11	2	1	26	6	2	0	17	70	3	5	.277	.253	21
2015	AZL A's (R)	.241	47	158	17	38	6	2	0	18	1	4	0	16	33	2	0	.304	.303	15
2016	Vermont (A)	.251	60	235	18	59	10	3	1	19	0	2	0	4	47	1	5	.332	.261	15
2017	Beloit (A)	.278	114	410	40	114	18	3	3	30	4	2	1	39	86	6	2	.359	.341	28
2018	Stockton (A)	.226	36	124	13	28	6	3	0	6	0	0	1	10	40	1	1	.323	.289	4
	Midland (AA)	.143	5	14	1	2	0	0	0	0	0	0	0	6	0	0	.143	.143	0	
<b>Minor League Totals</b>		<b>.245</b>	<b>381</b>	<b>1354</b>	<b>130</b>	<b>332</b>	<b>63</b>	<b>16</b>	<b>5</b>	<b>116</b>	<b>12</b>	<b>14</b>	<b>3</b>	<b>98</b>	<b>335</b>	<b>14</b>	<b>17</b>	<b>.326</b>	<b>.295</b>	<b>109</b>

### DANIEL LEANDRO MARTINEZ

RHP

**Born:** Fontana, California, July 28, 1998; **Home:** Riverside, California

**Bats:** Left; **Throws:** Right; **Height:** 5-9; **Weight:** 200

**Obtained:** Selected in the 21<sup>st</sup> round of the 2018 First-Year Player Draft

Signed out of Riverside Community College by Dillon Tung.

Year	Club	W	L	ERA	G	GS	CG	SHO	SV	IP	H	R	ER	HR	HB	BB	IBB	SO	WP	BK
2018	AZL A's (R)	1	1	3.13	15	1	0	0	4	23.0	17	10	8	0	1	12	0	28	4	0
	Nashville (AAA)	0	0	3.00	1	0	0	0	0	3.0	2	1	1	1	0	0	0	1	0	0
2019	Beloit (A)	1	1	2.35	4	3	0	0	0	15.1	12	9	4	1	3	6	0	14	0	0
2020		(Minor League Season Canceled – Did Not Pitch)																		
<b>Minor League Totals</b>		<b>2</b>	<b>2</b>	<b>2.83</b>	<b>20</b>	<b>4</b>	<b>0</b>	<b>0</b>	<b>4</b>	<b>41.1</b>	<b>31</b>	<b>20</b>	<b>13</b>	<b>2</b>	<b>4</b>	<b>18</b>	<b>0</b>	<b>43</b>	<b>4</b>	<b>0</b>

### LUIS FERNANDO MARTINEZ (CADIZ)

RHP

**Born:** Puerto Cabello, Venezuela, March 30, 2001; **Home:** El Rangel, Venezuela

**Bats:** Right; **Throws:** Right; **Height:** 6-2; **Weight:** 170

**Obtained:** Signed as a free agent to a minor league deal on July 12, 2018

Signed by Yendri Bachelor.

Year	Club	W	L	ERA	G	GS	CG	SHO	SV	IP	H	R	ER	HR	HB	BB	IBB	SO	WP	BK
2019	AZL A's (R)	4	1	3.02	15	4	0	0	0	41.2	48	19	14	3	2	5	0	38	3	0
2020		(Minor League Season Canceled – Did Not Pitch)																		
<b>Minor League Totals</b>		<b>4</b>	<b>1</b>	<b>3.02</b>	<b>15</b>	<b>4</b>	<b>0</b>	<b>0</b>	<b>0</b>	<b>41.2</b>	<b>48</b>	<b>19</b>	<b>14</b>	<b>3</b>	<b>2</b>	<b>5</b>	<b>0</b>	<b>38</b>	<b>3</b>	<b>0</b>

### RAMÓN ALEXANDER MARTÍNEZ (SALDANA)

OF

**Born:** San Pedro de Macoris, Dominican Republic, November 17, 2001; **Home:** San Pedro de Macoris, Dominican Republic

**Bats:** Right; **Throws:** Right; **Height:** 6-0; **Weight:** 170

**Obtained:** Signed as a free agent to a minor league deal on July 2, 2018

Signed by Juan C. De La Cruz.

Year	Club	AVG.	G	AB	R	H	2B	3B	HR	RBI	SH	SF	HP	BB	SO	SB	CS	SLG	OBP	E
2019	DSL A's (R)	.230	19	61	7	14	2	0	2	5	1	0	0	6	21	4	2	.361	.299	2
	AZL A's (R)	.236	38	106	14	25	5	0	1	11	0	1	0	13	36	5	1	.311	.317	2
2020		(Minor League Season Canceled – Did Not Play)																		
<b>Minor League Totals</b>		<b>.234</b>	<b>57</b>	<b>167</b>	<b>21</b>	<b>39</b>	<b>7</b>	<b>0</b>	<b>3</b>	<b>16</b>	<b>1</b>	<b>1</b>	<b>0</b>	<b>19</b>	<b>57</b>	<b>9</b>	<b>3</b>	<b>.329</b>	<b>.310</b>	<b>4</b>

### PATRICK WARD MCCOLL

IF

**Born:** Los Altos, California, June 22, 1997; **Home:** Los Altos, California

**Bats:** Left; **Throws:** Right; **Height:** 6-6; **Weight:** 215

**Obtained:** Selected in the 10<sup>th</sup> round of the 2019 First Year Player Draft

Was signed out of Harvard University by Ronald Vaughn...led the Ivy League in hits (70), home runs (12) and slugging (.707) in 2019...was the top-ranked position player out of the state of Massachusetts in the 2019 draft according to *Baseball America*.

Year	Club	AVG.	G	AB	R	H	2B	3B	HR	RBI	SH	SF	HP	BB	SO	SB	CS	SLG	OBP	E
2019		(Did Not Play)																		
2020		(Minor League Season Canceled – Did Not Play)																		
<b>Minor League Totals</b>																				

### JARED AUSTIN MCDONALD

C

**Born:** Inglewood, Colorado, December 5, 1996; **Home:** Goodyear, Arizona

**Bats:** Right; **Throws:** Right; **Height:** 6-2; **Weight:** 195

**Obtained:** Selected in the 19<sup>th</sup> round of the 2019 First Year Player Draft

Signed out of Western Oregon University by James Coffman...was named First-Team D2CCCA All-West Region and First-Team All-GNAC following his senior season...ranks third all-time in program history with 18 home runs and sixth in career slugging (.606)...did not play after signing due to injury.

Year	Club	AVG.	G	AB	R	H	2B	3B	HR	RBI	SH	SF	HP	BB	SO	SB	CS	SLG	OBP	E
2019		(Injured – Did Not Play)																		
2020		(Minor League Season Canceled – Did Not Play)																		
<b>Minor League Totals</b>																				

### RAYMOND MICKEY MCDONALD

OF

Goes by "Mickey"

**Born:** San Mateo, California, June 2, 1995; **Home:** San Mateo, California

**Bats:** Left; **Throws:** Right; **Height:** 6-2; **Weight:** 175

**Obtained:** Selected in the 18<sup>th</sup> round of the 2017 First Year Player Draft

Graduated from Sierra HS (CA)...played collegiately for the University of Illinois, Chicago...signed by Kevin Mello...finished 2018 ranked sixth in the organization in stolen bases (22).

Year	Club	AVG.	G	AB	R	H	2B	3B	HR	RBI	SH	SF	HP	BB	SO	SB	CS	SLG	OBP	E
2017	AZL A's (R)	.278	20	72	18	20	0	2	2	9	0	1	0	6	9	7	2	.417	.329	1
	Vermont (A)	.130	16	54	4	7	1	0	0	6	0	0	0	4	20	2	0	.148	.190	1
2018	Beloit (A)	.284	110	391	59	111	15	3	2	25	7	0	3	41	76	22	0	.353	.356	5
2019	Stockton (A)	.229	66	214	28	49	6	4	0	20	2	4	3	29	66	12	6	.294	.324	2
	Midland (AA)	.244	44	156	14	38	6	0	0	11	2	1	1	14	48	4	2	.282	.308	0
2020		(Minor League Season Canceled – Did Not Play)																		
<b>Minor League Totals</b>		<b>.254</b>	<b>256</b>	<b>887</b>	<b>123</b>	<b>225</b>	<b>28</b>	<b>9</b>	<b>4</b>	<b>71</b>	<b>11</b>	<b>6</b>	<b>7</b>	<b>94</b>	<b>219</b>	<b>47</b>	<b>10</b>	<b>.319</b>	<b>.328</b>	<b>9</b>



**AIDEN WILLIAMS MCINTYRE****RHP**

**Born:** Davis, California, August 27, 1995; **Home:** Tempe, Arizona  
**Bats:** Right; **Throws:** Right; **Height:** 6-3; **Weight:** 230  
**Obtained:** Selected in the 22<sup>nd</sup> round of the 2018 First-Year Player Draft

Signed out of Holy Names University by Kevin Mello...was named a 2019 Midwest League Midseason All-Star... finished 2019 ranked first in the organization in strikeouts (150) and sixth in ERA (4.15).

Year	Club	W	L	ERA	G	GS	CG	SHO	SV	IP	H	R	ER	HR	HB	BB	IBB	SO	WP	BK
2018	AZL A's (R)	1	2	3.38	14	5	0	0	0	29.1	19	11	11	0	2	13	0	43	8	0
	Nashville (AAA)	1	0	0.00	1	0	0	0	0	4.0	2	0	0	0	0	1	0	3	0	0
2019	Beloit (A)	3	10	4.15	27	22	0	0	1	112.2	99	68	52	5	7	76	0	150	18	1
2020	(Minor League Season Canceled – Did Not Pitch)																			
<b>Minor League Totals</b>		<b>5</b>	<b>12</b>	<b>3.88</b>	<b>42</b>	<b>27</b>	<b>0</b>	<b>0</b>	<b>1</b>	<b>146.0</b>	<b>120</b>	<b>79</b>	<b>63</b>	<b>5</b>	<b>9</b>	<b>90</b>	<b>0</b>	<b>196</b>	<b>26</b>	<b>1</b>

**ALONZO LEONARDO MEDINA (FELIZ)****RHP**

**Born:** Santo Domingo Centro, Dominican Republic, February 2, 1999; **Home:** Santo Domingo Este, Dominican Republic  
**Bats:** Right; **Throws:** Right; **Height:** 6-1; **Weight:** 237  
**Obtained:** Signed as a non-drafted free agent on July 11, 2015

Signed by JC De La Cruz, Amauris Reyes and Pablo Marmol...moved from the outfield to the mound in 2019.

Year	Club	W	L	ERA	G	GS	CG	SHO	SV	IP	H	R	ER	HR	HB	BB	IBB	SO	WP	BK
2019	DSL A's (R)	0	1	3.05	17	0	0	0	5	20.2	10	8	7	0	8	18	0	21	8	0
2020	(Minor League Season Canceled – Did Not Pitch)																			
<b>Minor League Totals</b>		<b>0</b>	<b>1</b>	<b>3.05</b>	<b>17</b>	<b>0</b>	<b>0</b>	<b>0</b>	<b>5</b>	<b>20.2</b>	<b>10</b>	<b>8</b>	<b>7</b>	<b>0</b>	<b>8</b>	<b>18</b>	<b>0</b>	<b>21</b>	<b>8</b>	<b>0</b>

Year	Club	AVG.	G	AB	R	H	2B	3B	HR	RBI	SH	SF	HP	BB	SO	SB	CS	SLG	OBP	E
2016	DSL A's (R)	.176	58	176	22	31	9	2	1	13	0	0	4	30	60	4	3	.267	.310	1
2017	AZL A's (R)	.197	36	127	7	25	7	1	2	8	0	2	0	19	48	0	0	.315	.297	8
2018	AZL A's (R)	.225	31	89	13	20	3	0	1	14	0	0	2	13	34	2	1	.292	.337	1
<b>Minor League Totals</b>		<b>.194</b>	<b>125</b>	<b>392</b>	<b>42</b>	<b>76</b>	<b>19</b>	<b>3</b>	<b>4</b>	<b>35</b>	<b>0</b>	<b>2</b>	<b>6</b>	<b>62</b>	<b>142</b>	<b>6</b>	<b>4</b>	<b>.288</b>	<b>.312</b>	<b>10</b>

**MATTHEW JOHN MILBURN****RHP**

Goes by "Matt"

**Born:** Dallas, Texas, July 29, 1993; **Home:** Dallas, Texas  
**Bats:** Right; **Throws:** Right; **Height:** 6-2; **Weight:** 215  
**Obtained:** Selected in the 29<sup>th</sup> round of the 2016 First-Year Player Draft

Graduated from Highland Park HS (TX)...attended Wofford College, where he was Second Team All-Southern Conference in his junior and senior year...as a senior in 2016, he led the conference with 103 strikeouts...signed by Neil Avent...among A's farmhands, finished 2017 third in innings pitched (141.0) and fourth in strikeouts (136)...finished 2018 tied for third in wins (10) and eighth in strikeouts (118)...in 2019, ranked first in the organization in innings pitched (150.2) and tied for fifth in wins (8).

Year	Club	W	L	ERA	G	GS	CG	SHO	SV	IP	H	R	ER	HR	HB	BB	IBB	SO	WP	BK
2016	AZL A's (R)	0	0	3.42	9	2	0	0	1	23.2	23	14	9	0	0	2	0	30	1	0
	Vermont (A)	1	2	6.92	5	0	0	0	0	13.0	22	11	10	0	1	0	0	14	1	0
2017	Beloit (A)	7	11	4.34	28	22	0	0	0	141.0	153	73	68	7	6	32	1	136	14	1
2018	Stockton (A)	9	5	3.49	23	22	2	2	0	142.0	161	63	55	13	3	16	0	111	3	1
	Nashville (AAA)	1	0	2.61	2	2	0	0	0	10.1	9	3	3	0	0	1	0	7	1	0
2019	Midland (AA)	8	9	4.90	26	25	1	0	0	150.2	179	89	82	18	4	37	2	86	6	0
2020	(Minor League Season Canceled – Did Not Pitch)																			
<b>Minor League Totals</b>		<b>26</b>	<b>27</b>	<b>4.25</b>	<b>93</b>	<b>73</b>	<b>3</b>	<b>2</b>	<b>1</b>	<b>480.2</b>	<b>547</b>	<b>253</b>	<b>227</b>	<b>38</b>	<b>14</b>	<b>88</b>	<b>3</b>	<b>384</b>	<b>26</b>	<b>2</b>

**ANDREW THEODORE MILLAS****C**

Goes by "Drew"

**Born:** Swansea, Illinois, January 15, 1998 **Home:** Swansea, Illinois  
**Bats:** Switch; **Throws:** Right; **Height:** 6-2; **Weight:** 200  
**Obtained:** Selected in the seventh round of the 2019 First-Year Player Draft

Signed out of Missouri State University by Steve Abney...was a 2018 second-team All-American...earned first-team All-Missouri Valley Conference honors in 2018 and 2019...did not play after signing due to injury.

Year	Club	AVG.	G	AB	R	H	2B	3B	HR	RBI	SH	SF	HP	BB	SO	SB	CS	SLG	OBP	E	
2019																					
2020																					
(Injured – Did Not Play)																					
(Minor League Season Canceled – Did Not Pitch)																					
<b>Minor League Totals</b>																					

### NATHAN WAYNE MONDOU

INF

Goes by "Nate"

**Born:** Tacoma, Washington, March 24, 1995; **Home:** Lake Tapps, Washington

**Bats:** Left; **Throws:** Right; **Height:** 5-8; **Weight:** 198

**Obtained:** Selected in the 13<sup>th</sup> round of the 2016 First-Year Player Draft

Graduated from the Charles Wright Academy (WA)...played three years at Wake Forest, where he was a two-time First Team All-ACC selection (2015-16)...signed by Neil Avent...was named a 2016 New York-Penn League Midseason All-Star...among A's farmhands, finished 2017 third in walks (59) and tied for third in on-base percentage (.366)...finished 2018 fourth in the organization in RBI (75) and second in runs scored (79)...was Texas League Player of the Week for the week of July 22-28, 2019.

Year	Club	AVG.	G	AB	R	H	2B	3B	HR	RBI	SH	SF	HP	BB	SO	SB	CS	SLG	OBP	E	
2016	AZL A's (R)	.000	1	1	0	0	0	0	0	0	0	0	0	1	0	0	0	.000	.500	0	
	Vermont (A)	.298	60	225	27	67	11	2	0	24	1	0	4	24	37	6	6	.364	.375	11	
2017	Beloit (A)	.296	66	247	31	73	16	3	0	32	2	6	2	31	43	8	3	.385	.371	10	
	Stockton (A)	.278	59	223	38	62	8	4	2	27	0	3	3	28	57	8	5	.377	.362	3	
2018	Stockton (A)	.291	88	344	64	100	20	5	8	61	3	4	7	33	58	8	5	.448	.361	4	
	Midland (AA)	.255	48	165	15	42	7	0	0	14	2	4	6	19	26	2	1	.297	.345	2	
2019	Midland (AA)	.248	122	427	54	106	15	3	5	45	3	7	8	58	94	7	8	.333	.344	5	
2020																					
(Minor League Season Canceled – Did Not Play)																					
<b>Minor League Totals</b>		.276	444	1632	229	450	77	17	15	203	11	24	30	194	315	39	28	.371	.359	35	

### JOSE MANUEL MORA (CONTRERAS)

RHP

**Born:** San Juan De La Maguana, Dominican Republic, October 1, 1997; **Home:** Santo Domingo, Dominican Republic

**Bats:** Right; **Throws:** Right; **Height:** 6-2; **Weight:** 200

**Obtained:** Signed as a free agent to a minor league deal on March 25, 2015

Signed by Pablo Marmol...finished 2019 tied for second in the organization with 11 saves.

Year	Club	W	L	ERA	G	GS	CG	SHO	SV	IP	H	R	ER	HR	HB	BB	IBB	SO	WP	BK	
2015	DSL A's (R)	1	3	3.63	12	10	0	0	0	39.2	34	23	16	0	3	30	0	27	13	1	
2016	DSL A's (R)	0	5	3.55	13	8	0	0	0	45.2	41	28	18	0	8	18	0	27	15	0	
2017	AZL A's (R)	2	1	5.70	13	5	0	0	0	36.1	29	24	23	0	2	24	0	45	8	1	
	Vermont (A)	0	1	17.36	3	0	0	0	1	4.2	11	9	9	1	0	1	0	8	2	0	
2018	Vermont (A)	1	5	4.67	14	9	0	0	0	54.0	48	42	28	4	7	39	0	64	11	1	
2019	Vermont (A)	2	0	2.30	20	0	0	0	11	27.1	8	8	7	0	2	15	1	47	7	0	
2020																					
(Minor League Season Canceled – Did Not Pitch)																					
<b>Minor League Totals</b>		6	15	4.38	75	32	0	0	12	207.2	171	134	101	5	22	127	1	218	56	3	

### RICHARD JOSE MORBÁN (MORENO)

RHP

Goes by "Jose"

**Born:** San Cristobal, Dominican Republic, December 24, 1997; **Home:** San Cristobal, Dominican Republic

**Bats:** Right; **Throws:** Right; **Height:** 6-0; **Weight:** 188

**Obtained:** Signed as a non-drafted free agent, July 2, 2015

Year	Club	W	L	ERA	G	GS	CG	SHO	SV	IP	H	R	ER	HR	HB	BB	IBB	SO	WP	BK	
2015	DSL A's (R)	0	1	1.23	2	2	0	0	0	7.1	1	3	1	0	1	4	0	2	2	0	
2016	DSL A's (R)	1	5	3.24	13	7	0	0	2	50.0	38	28	18	1	5	25	0	26	8	0	
2017	Vermont (A)	1	0	5.40	3	1	0	0	0	10.0	11	6	6	3	0	3	0	6	0	0	
	AZL A's (R)	2	0	3.96	12	6	0	0	0	36.1	35	20	16	3	1	14	0	43	6	3	
2018	AZL A's (R)	6	3	1.92	13	7	0	0	0	61.0	45	24	13	3	2	23	0	64	8	1	
	Vermont (A)	0	1	22.50	1	1	0	0	0	2.0	3	6	5	1	0	3	0	4	2	0	
	Nashville (AAA)	1	0	2.25	1	0	0	0	0	4.0	3	1	1	0	1	1	0	0	0	0	
2019	Vermont (A)	2	1	2.67	15	9	0	0	0	70.2	63	24	21	5	5	26	1	69	10	0	
2020																					
(Minor League Season Canceled – Did Not Pitch)																					
<b>Minor League Totals</b>		13	11	3.02	60	33	0	0	2	241.1	199	112	81	16	15	99	1	214	36	4	

**Born:** Cape Girardeau, Missouri, February 8, 1993; **Home:** Charleston, Missouri

**Bats:** Right; **Throws:** Right; **Height:** 6-2; **Weight:** 193

**Obtained:** Selected in the 20<sup>th</sup> round of the 2015 First-Year Player Draft

Graduated from Charleston HS (MO)...played collegiately at Parkland CC (2012) and the University of Alabama-Birmingham (2013-15)...signed by Kelcey Mucker...in 2016, led all A's farmhands with 156.2 innings pitched, ranked second in with 125 strikeouts and tied for fifth with nine wins...missed part of the 2017 season due to injury...finished 2018 tied for seventh in the organization in wins (8) and third in innings pitched (150.2)...in 2019, ranked tied for second in the organization in wins (10) and fourth in innings pitched (141.1).

Year	Club	W	L	ERA	G	GS	CG	SHO	SV	IP	H	R	ER	HR	HB	BB	IBB	SO	WP	BK
2015	AZL A's (R)	0	0	0.00	2	0	0	0	0	2.0	0	0	0	0	0	0	0	1	0	0
	Vermont (A)	3	0	1.93	18	0	0	0	6	23.1	19	6	5	0	0	6	1	17	2	0
2016	Beloit (A)	3	8	2.66	15	14	0	0	0	88.0	67	37	26	2	0	19	1	64	3	2
	Stockton (A)	4	1	3.76	8	7	0	0	0	40.2	39	17	17	5	1	11	0	46	5	0
	Midland (AA)	1	1	4.76	3	3	0	0	0	17.0	20	9	9	1	1	3	0	11	1	0
2017	Nashville (AAA)	1	1	5.73	2	2	0	0	0	11.0	11	7	7	1	0	5	0	4	1	0
	AZL A's (R)	0	0	1.80	2	2	0	0	0	5.0	4	1	1	1	0	0	0	11	0	0
	Stockton (A)	0	0	5.14	2	2	0	0	0	7.0	9	5	4	0	0	1	0	4	0	0
	Midland (AA)	2	3	3.21	14	10	0	0	0	61.2	55	30	22	5	0	17	0	42	2	1
2018	Midland (AA)	1	0	3.00	2	2	0	0	0	15.0	17	5	5	1	0	2	0	7	0	0
	Nashville (AAA)	7	10	4.71	24	24	1	1	0	135.2	156	80	71	12	9	40	0	77	6	1
	Midland (AA)	8	7	5.54	24	21	0	0	1	125.0	155	83	77	12	8	44	0	82	4	0
2019	Las Vegas (AAA)	2	0	4.41	3	3	0	0	0	16.1	18	8	8	4	1	6	0	10	0	0
	(Minor League Season Canceled – Did Not Pitch)																			
<b>Minor League Totals</b>		<b>32</b>	<b>31</b>	<b>4.14</b>	<b>119</b>	<b>90</b>	<b>1</b>	<b>1</b>	<b>7</b>	<b>547.2</b>	<b>570</b>	<b>288</b>	<b>252</b>	<b>44</b>	<b>20</b>	<b>154</b>	<b>2</b>	<b>376</b>	<b>24</b>	<b>4</b>

**KUMAR BALAKRISHNAN NAMBIAR**

**Born:** New York City, New York, April 17, 1998; **Home:** Larchmont, New York

**Bats:** Left; **Throws:** Left; **Height:** 5-11; **Weight:** 185

**Obtained:** Selected in the 34<sup>th</sup> round of the 2019 First-Year Player Draft

Signed out of Yale University by Ronald Vaughn...was named First-Team All-Ivy for his senior season.

Year	Club	W	L	ERA	G	GS	CG	SHO	SV	IP	H	R	ER	HR	HB	BB	IBB	SO	WP	BK
2019	ASL A's (R)	1	4	5.25	15	5	0	0	0	36.0	37	22	21	0	1	17	0	47	1	1
	Stockton (A)	1	0	6.00	1	0	0	0	0	3.0	3	3	2	0	0	3	0	2	0	0
2020		(Minor League Season Canceled – Did Not Pitch)																		
<b>Minor League Totals</b>		<b>2</b>	<b>4</b>	<b>5.31</b>	<b>16</b>	<b>5</b>	<b>0</b>	<b>0</b>	<b>0</b>	<b>39.0</b>	<b>40</b>	<b>25</b>	<b>23</b>	<b>0</b>	<b>1</b>	<b>20</b>	<b>0</b>	<b>49</b>	<b>1</b>	<b>1</b>

**BRYCE DANIEL NIGHTENGALE**

**Born:** Cumberland, Maryland, August 16, 1996; **Home:** Prosper, Texas

**Bats:** Right; **Throws:** Right; **Height:** 6-4; **Weight:** 205

**Obtained:** Selected in the 16<sup>th</sup> round of the 2018 First-Year Player Draft

Signed out of George Mason University by Paul Faulk III.

Year	Club	W	L	ERA	G	GS	CG	SHO	SV	IP	H	R	ER	HR	HB	BB	IBB	SO	WP	BK
2018	AZL A's (R)	0	0	27.00	1	0	0	0	0	0.1	2	2	1	0	0	1	0	1	1	0
	Vermont (A)	0	2	5.09	14	1	0	0	2	23.0	25	14	13	2	0	17	1	23	2	0
2019	AZL A's (R)	0	0	4.50	1	1	0	0	0	2.0	1	1	1	0	1	1	0	1	1	0
	Beloit (A)	1	6	5.29	16	9	0	0	0	49.1	44	35	29	3	3	35	0	40	8	0
2020		(Minor League Season Canceled – Did Not Pitch)																		
<b>Minor League Totals</b>		<b>1</b>	<b>8</b>	<b>5.30</b>	<b>32</b>	<b>11</b>	<b>0</b>	<b>0</b>	<b>2</b>	<b>74.2</b>	<b>72</b>	<b>52</b>	<b>44</b>	<b>5</b>	<b>4</b>	<b>54</b>	<b>1</b>	<b>65</b>	<b>12</b>	<b>0</b>

**ENRRY FELIX PANTOJA (MESTRE)**

**Born:** La Habana, Cuba, September 27, 1996; **Home:** Santo Domingo, Dominican Republic

**Bats:** Right; **Throws:** Right; **Height:** 5-11; **Weight:** 200

**Obtained:** Signed as a free agent to a minor league deal on February 1, 2017

Signed by Amaury Reyes.

Year	Club	AVG.	G	AB	R	H	2B	3B	HR	RBI	SH	SF	HP	BB	SO	SB	CS	SLG	OBP	E
2017	DSL A's (R)	.256	12	39	8	10	1	1	0	7	0	1	4	2	10	2	2	.333	.348	0
	AZL A's (R)	.244	29	90	8	22	2	1	0	10	1	1	3	13	18	6	1	.289	.355	1
2018	Vermont (A)	.222	6	18	0	4	0	0	0	0	0	1	1	4	0	0	0	.222	.300	0
2019	AZL A's (R)	.412	15	51	8	21	2	0	0	11	0	2	2	7	6	3	2	.451	.484	0
2020		(Minor League Season Canceled – Did Not Pitch)																		
<b>Minor League Totals</b>		<b>.288</b>	<b>62</b>	<b>198</b>	<b>24</b>	<b>57</b>	<b>5</b>	<b>2</b>	<b>0</b>	<b>28</b>	<b>1</b>	<b>4</b>	<b>10</b>	<b>23</b>	<b>38</b>	<b>11</b>	<b>5</b>	<b>.333</b>	<b>.383</b>	<b>1</b>

### JHOAN MANUEL PAULINO (JAVIER)

IF

**Born:** San Francisco de Macoris, Dominican Republic, June 11, 2001; **Home:** San Francisco de Macoris, Dominican Republic

**Bats:** Right; **Throws:** Right; **Height:** 6-0; **Weight:** 160

**Obtained:** Signed as a free agent to a minor league deal on June 2, 2017

Signed by Amaurys Reyes.

Year	Club	AVG.	G	AB	R	H	2B	3B	HR	RBI	SH	SF	HP	BB	SO	SB	CS	SLG	OBP	E
2018	DSL A's (R)	.242	55	186	15	45	9	0	0	21	3	1	2	16	42	11	2	.290	.307	22
2019	AZL A's (R)	.239	50	197	26	47	17	3	2	25	1	2	1	13	61	2	6	.386	.286	16
2020		(Minor League Season Canceled – Did Not Play)																		
<b>Minor League Totals</b>		<b>.240</b>	<b>105</b>	<b>383</b>	<b>41</b>	<b>92</b>	<b>26</b>	<b>3</b>	<b>2</b>	<b>46</b>	<b>4</b>	<b>3</b>	<b>3</b>	<b>29</b>	<b>103</b>	<b>13</b>	<b>8</b>	<b>.339</b>	<b>.297</b>	<b>38</b>

### COLIN ROBERT PELUSE

RHP

**Born:** Baltimore, Maryland, June 11, 1998; **Home:** Middletown, Delaware

**Bats:** Right; **Throws:** Right; **Height:** 6-3; **Weight:** 230

**Obtained:** Selected in the ninth round of the 2019 First-Year Player Draft

Signed out of Wake Forest University by Neil Avent...entered the 2019 draft as the 12<sup>th</sup>-ranked pitcher out of North Carolina and 236<sup>th</sup> overall by Baseball America.

Year	Club	W	L	ERA	G	GS	SHO	SV	IP	H	R	ER	HR	HB	BB	IBB	SO	WP	BK	
2019	Vermont (A)	2	1	2.25	8	5	0	0	24.0	21	8	6	1	5	6	0	26	0	1	
2020		(Minor League Season Canceled – Did Not Pitch)																		
<b>Minor League Totals</b>		<b>2</b>	<b>1</b>	<b>2.25</b>	<b>8</b>	<b>5</b>	<b>0</b>	<b>0</b>	<b>24.0</b>	<b>21</b>	<b>8</b>	<b>6</b>	<b>1</b>	<b>5</b>	<b>6</b>	<b>0</b>	<b>26</b>	<b>0</b>	<b>1</b>	

### ELVIS ANTONIO PERALTA

IF

**Born:** New York City, New York, December 7, 1996; **Home:** Lawrence, Massachusetts

**Bats:** Left; **Throws:** Right; **Height:** 5-10; **Weight:** 170

**Obtained:** Selected in the 26<sup>th</sup> round of the 2019 First-Year Player Draft

Signed out of Marshall University by Paul Faulk III.

Year	Club	AVG.	G	AB	R	H	2B	3B	HR	RBI	SH	SF	HP	BB	SO	SB	CS	SLG	OBP	E
2019	AZL A's (R)	.282	48	177	41	50	9	1	2	20	3	0	4	30	47	10	6	.379	.398	15
2020		(Minor League Season Canceled – Did Not Play)																		
<b>Minor League Totals</b>		<b>.282</b>	<b>48</b>	<b>177</b>	<b>41</b>	<b>50</b>	<b>9</b>	<b>1</b>	<b>2</b>	<b>20</b>	<b>3</b>	<b>0</b>	<b>4</b>	<b>30</b>	<b>47</b>	<b>10</b>	<b>6</b>	<b>.379</b>	<b>.398</b>	<b>15</b>

### JUNIOR JOSE PEREZ (REYNOSO)

OF

**Born:** San Cristobal, Dominican Republic, July 4, 2001; **Home:** San Cristobal, Dominican Republic

**Bats:** Right; **Throws:** Right; **Height:** 6-1; **Weight:** 200

**Obtained:** Acquired in a trade with San Diego on November 5, 2020 for Jorge Mateo

Originally signed by San Diego as an international free agent on July 4, 2017.

Year	Club	AVG.	G	AB	R	H	2B	3B	HR	RBI	SH	SF	HP	BB	SO	SB	CS	SLG	OBP	E
2018	DSL Padres (R)	.176	61	204	26	36	6	2	3	26	0	2	4	53	80	12	5	.270	.354	4
2019	AZL Padres (R)	.268	51	238	44	56	14	2	11	39	0	2	3	24	59	11	2	.512	.349	3
2020		(Minor League Season Canceled – Did Not Play)																		
<b>Minor League Totals</b>		<b>.223</b>	<b>112</b>	<b>501</b>	<b>70</b>	<b>92</b>	<b>20</b>	<b>4</b>	<b>14</b>	<b>65</b>	<b>0</b>	<b>4</b>	<b>7</b>	<b>77</b>	<b>139</b>	<b>23</b>	<b>7</b>	<b>.392</b>	<b>.351</b>	<b>7</b>

**LEUDENY PINEDA (FIGUERO)****RHP****Born:** Azua, Dominican Republic, January 29, 1996; **Home:** Azua, Dominican Republic**Bats:** Right; **Throws:** Left; **Height:** 5-11; **Weight:** 205**Obtained:** Selected in the 26<sup>th</sup> round of the 2018 First-Year Player Draft

Signed out of ASA College, Miami, by Julio Franco.

Year	Club	W	L	ERA	G	GS	CG	SHO	SV	IP	H	R	ER	HR	HB	BB	IBB	SO	WP	BK
2018	AZL A's (R)	1	3	7.32	13	1	0	0	0	19.2	20	18	16	1	3	14	0	14	5	1
2019	AZL A's (R)	0	2	4.05	6	6	0	0	0	26.2	27	19	12	1	3	5	0	28	0	0
	Vermont (A)	2	1	7.36	7	2	0	0	0	22.0	34	21	18	2	5	12	0	19	4	0
	Stockton (A)	0	1	11.25	1	1	0	0	0	4.0	7	5	5	1	0	2	0	3	2	0
2020	(Minor League Season Canceled – Did Not Pitch)																			
<b>Minor League Totals</b>		<b>3</b>	<b>7</b>	<b>6.35</b>	<b>27</b>	<b>10</b>	<b>0</b>	<b>0</b>	<b>0</b>	<b>72.1</b>	<b>88</b>	<b>63</b>	<b>51</b>	<b>5</b>	<b>11</b>	<b>33</b>	<b>0</b>	<b>64</b>	<b>11</b>	<b>1</b>

**ROBERT PUASON (PEREZ)****IF****Born:** La Romana, Dominican Republic, Sept. 11, 2002; **Home:** La Romana, Dominican Republic**Bats:** Both; **Throws:** Right; **Height:** 6-3; **Weight:** 187**Obtained:** Signed as an international free agent on July 2, 2019

Currently ranked Oakland's No. 2 prospect by MLB.com.

Year	Club	AVG.	G	AB	R	H	2B	3B	HR	RBI	SH	SF	HP	BB	SO	SB	CS	SLG	OBP	E
2020	(Minor League Season Canceled – Did Not Play)																			
<b>Minor League Totals</b>																				

**ZACHARY DAVID RAFUSE****RHP**

Goes by "Zach"

**Born:** Orange Park, Florida, December 3, 1996; **Home:** Baldwin, Florida**Bats:** Right; **Throws:** Right; **Height:** 6-0; **Weight:** 175**Obtained:** Selected in the 35<sup>th</sup> round of the 2019 First Year Player Draft

Signed out of the University of South Carolina Aiken by Neil Avent...was named Second-Team All-Conference in his final collegiate season.

Year	Club	W	L	ERA	G	GS	CG	SHO	SV	IP	H	R	ER	HR	HB	BB	IBB	SO	WP	BK
2017	AZL A's (R)	1	1	8.10	2	0	0	0	0	3.1	3	3	3	0	0	2	0	5	3	0
	Vermont (A)	1	1	2.21	12	0	0	0	1	20.1	15	5	5	1	1	2	0	21	2	1
2018	Vermont (A)	1	1	3.46	6	0	0	0	0	13.0	12	6	5	2	2	2	0	12	3	0
	Beloit (A)	3	3	5.52	30	1	0	0	4	45.2	50	32	28	4	4	19	0	33	5	1
2020	(Minor League Season Canceled – Did Not Pitch)																			
<b>Minor League Totals</b>		<b>6</b>	<b>6</b>	<b>4.48</b>	<b>50</b>	<b>1</b>	<b>0</b>	<b>0</b>	<b>5</b>	<b>82.1</b>	<b>80</b>	<b>46</b>	<b>41</b>	<b>7</b>	<b>7</b>	<b>25</b>	<b>0</b>	<b>71</b>	<b>13</b>	<b>2</b>

**TYLER CHRISTOPHER RAMIREZ****OF****Born:** Chesapeake, Virginia, February 21, 1995; **Home:** Suffolk, Virginia**Bats:** Left; **Throws:** Left; **Height:** 5-9; **Weight:** 185**Obtained:** Selected in the seventh round of the 2016 First-Year Player Draft

Graduated from Cape Henry Collegiate HS (VA)...played at North Carolina, where he was Second Team All-ACC as a junior in 2016...signed by Neil Avent...among A's farmhands, finished 2017 first in walks (73) and on-base percentage (.398), second in hits (148), tied for second in runs scored (80) and third in batting average (.304)... finished 2018 second in hits (147), third in RBI (79), second in doubles (35) and tied for second in walks (62)...in 2019 ranked tied for third in the organization in walks (68).

Year	Club	AVG.	G	AB	R	H	2B	3B	HR	RBI	SH	SF	HP	BB	SO	SB	CS	SLG	OBP	E
2016	AZL A's (R)	.286	8	28	5	8	3	2	0	8	0	0	0	1	10	1	0	.536	.310	0
	Vermont (A)	.220	48	150	22	33	8	1	2	15	0	2	5	19	39	5	0	.327	.324	2
2017	Stockton (A)	.301	76	279	51	84	12	2	7	39	0	2	2	45	80	5	2	.434	.399	0
	Midland (AA)	.308	58	208	29	64	11	1	4	24	0	3	4	28	53	3	3	.428	.395	0
2018	Midland (AA)	.287	134	512	73	147	35	4	10	79	2	8	10	62	148	5	4	.430	.370	4
2019	Midland (AA)	.240	79	279	35	67	14	2	5	42	0	3	7	47	89	5	2	.358	.369	1
	Las Vegas (AAA)	.188	38	117	18	22	4	1	3	18	0	0	1	21	38	0	0	.316	.317	0
2020	(Minor League Season Canceled – Did Not Play)																			
<b>Minor League Totals</b>		<b>.270</b>	<b>441</b>	<b>1573</b>	<b>233</b>	<b>425</b>	<b>87</b>	<b>13</b>	<b>31</b>	<b>225</b>	<b>2</b>	<b>18</b>	<b>29</b>	<b>223</b>	<b>457</b>	<b>24</b>	<b>11</b>	<b>.401</b>	<b>.367</b>	<b>7</b>

Goes by "Zac"

**Born:** San Antonio, Texas, January 28, 1993; **Home:** Spring Branch, Texas

**Bats:** Switch; **Throws:** Right; **Height:** 6-3; **Weight:** 185

**Obtained:** Signed as a free agent to a minor league contract, January 31, 2020

Was originally selected by Detroit in the eighth round of the 2013 First-Year Player Draft...was signed by Tigers scout Tim Grieve...earned 2013 NJCAA honorable mention All-America honors after posting a 10-5 record with a 1.95 ERA as a sophomore at Hill Junior College.

Year	Club	W	L	ERA	G	GS	CG	SHO	SV	IP	H	R	ER	HR	HB	BB	IBB	SO	WP	BK
2013	Connecticut (A)	1	2	1.00	22	1	0	0	10	27.0	17	6	3	0	1	6	1	32	2	1
2014	West Michigan (A)	4	4	2.54	33	0	0	0	11	56.2	42	18	16	3	3	17	1	58	2	0
2015	Lakeland (A)	1	0	0.00	7	0	0	0	3	13.1	8	0	0	0	1	5	1	8	0	0
	Erie (AA)	0	2	10.22	9	0	0	0	0	12.1	19	16	14	3	0	7	1	9	2	0
2016	GCL Tigers West (R)	0	0	0.00	4	0	0	0	0	6.0	2	0	0	0	0	2	0	8	1	0
	Lakeland (A)	0	0	0.00	4	0	0	0	0	5.2	2	0	0	0	0	2	0	5	0	0
2017	Lakeland (A)	1	1	3.86	17	0	0	0	0	28.0	22	12	12	2	1	6	0	26	4	0
	Erie (AA)	1	1	1.48	16	0	0	0	1	24.1	13	5	4	0	0	8	1	29	0	0
	Toledo (AAA)	1	0	1.59	9	0	0	0	1	11.1	7	2	2	0	0	4	0	5	0	0
	DETROIT	0	0	7.45	10	0	0	0	0	9.2	16	8	8	3	0	3	0	5	2	0
2018	Toledo (AAA)	5	1	2.63	37	0	0	0	6	51.1	46	18	15	3	2	16	0	53	2	0
	DETROIT	1	0	7.59	18	0	0	0	0	21.1	28	18	18	5	0	9	2	18	2	0
2019	Toledo (AAA)	4	3	4.08	34	4	0	0	0	57.1	65	28	26	7	0	26	0	51	1	0
	DETROIT	0	3	8.68	25	1	0	0	0	28.0	44	28	27	11	0	16	1	17	1	0
2020		(Minor League Season Canceled – Did Not Pitch)																		
<b>Minor League Totals</b>		<b>18</b>	<b>14</b>	<b>2.82</b>	<b>192</b>	<b>5</b>	<b>0</b>	<b>0</b>	<b>32</b>	<b>293.1</b>	<b>243</b>	<b>105</b>	<b>92</b>	<b>18</b>	<b>8</b>	<b>99</b>	<b>5</b>	<b>284</b>	<b>14</b>	<b>1</b>
<b>Major League Totals</b>		<b>1</b>	<b>3</b>	<b>8.08</b>	<b>53</b>	<b>1</b>	<b>0</b>	<b>0</b>	<b>0</b>	<b>59.0</b>	<b>88</b>	<b>54</b>	<b>53</b>	<b>19</b>	<b>0</b>	<b>28</b>	<b>3</b>	<b>40</b>	<b>5</b>	<b>0</b>

## KEVIN NORBERTO RICHARDS (PLACIDO)

OF

**Born:** La Romana, Dominican Republic, January 1, 2000; **Home:** La Romana, Dominican Republic

**Bats:** Right; **Throws:** Right; **Height:** 6-2; **Weight:** 175

**Obtained:** Signed as a free agent to a minor league deal on July 2, 2016

Signed by Amaury Reyes.

Year	Club	AVG.	G	AB	R	H	2B	3B	HR	RBI	SH	SF	HP	BB	SO	SB	CS	SLG	OBP	E
2017	DSL A's (R)	.248	35	101	16	25	0	4	0	10	1	2	2	11	29	10	5	.327	.328	2
2018	AZL A's (R)	.248	42	121	21	30	6	2	0	13	2	1	1	8	32	7	0	.331	.298	2
2019	Vermont (A)	.228	68	254	20	58	17	1	4	37	2	6	2	37	76	1	1	.350	.263	3
2020		(Minor League Season Canceled – Did Not Play)																		
<b>Minor League Totals</b>		<b>.237</b>	<b>145</b>	<b>476</b>	<b>57</b>	<b>113</b>	<b>23</b>	<b>7</b>	<b>4</b>	<b>60</b>	<b>5</b>	<b>9</b>	<b>5</b>	<b>31</b>	<b>137</b>	<b>18</b>	<b>6</b>	<b>.340</b>	<b>.286</b>	<b>7</b>

## JOSÉ FELIX RIVAS (SUAREZ)

C

**Born:** Barquisimeto, Venezuela, August 5, 1998; **Home:** Lara, Venezuela

**Bats:** Right; **Throws:** Right; **Height:** 5-11; **Weight:** 214

**Obtained:** Signed as a free agent to a minor league deal on August 5, 2014

Signed by Ruben Barradas.

Year	Club	AVG.	G	AB	R	H	2B	3B	HR	RBI	SH	SF	HP	BB	SO	SB	CS	SLG	OBP	E
2015	DSL A's (R)	.223	53	179	11	40	6	0	1	16	2	0	5	24	19	1	0	.332	.274	6
2016	DSL A's (R)	.230	40	113	12	26	1	0	0	11	1	3	6	17	13	3	0	.353	.239	2
2017	DSL A's (R)	.248	36	101	12	25	3	1	0	9	0	0	4	12	10	2	2	.350	.297	3
2018	Vermont (A)	.215	45	144	16	31	4	0	2	16	2	1	4	11	25	0	0	.285	.288	7
2019	Vermont (A)	.204	57	191	22	39	7	3	1	14	0	0	8	19	42	2	2	.288	.303	11
2020		(Minor League Season Canceled – Did Not Play)																		
<b>Minor League Totals</b>		<b>.221</b>	<b>231</b>	<b>728</b>	<b>73</b>	<b>161</b>	<b>21</b>	<b>4</b>	<b>4</b>	<b>66</b>	<b>5</b>	<b>4</b>	<b>27</b>	<b>83</b>	<b>109</b>	<b>8</b>	<b>4</b>	<b>.277</b>	<b>.322</b>	<b>29</b>

## JORGE ALBERTO ROMERO (RIVERA)

OF

**Born:** Carolina, Puerto Rico, May 30, 2000; **Home:** Carolina, Puerto Rico

**Bats:** Right; **Throws:** Right; **Height:** 6-2; **Weight:** 185

**Obtained:** Selected in the 18<sup>th</sup> round of the 2019 First-Year Player Draft

Signed out of Colegio Angel David High School by Carlos Escalera.

Year	Club	AVG.	G	AB	R	H	2B	3B	HR	RBI	SH	SF	HP	BB	SO	SB	CS	SLG	OBP	E
2019	AZL A's (R)	.273	12	33	5	9	0	1	1	4	0	0	3	4	15	2	0	.424	.400	3
2020		(Minor League Season Canceled – Did Not Play)																		
Minor League Totals		.273	12	33	5	9	0	1	1	4	0	0	3	4	15	2	0	.424	.400	3

### SAMUEL ROMERO (CONTRERAS)

RHP

Goes by "Sam"

**Born:** Phoenix, Arizona, January 1, 1997; **Home:** Phoenix, Arizona

**Bats:** Right; **Throws:** Right; **Height:** 6-2; **Weight:** 195

**Obtained:** Selected in the 40<sup>th</sup> round of the 2019 First-Year Player Draft

Signed out of Arizona State University by Scott Cousins.

Year	Club	W	L	ERA	G	GS	CG	SHO	SV	IP	H	R	ER	HR	HB	BB	IBB	SO	WP	BK
2019	AZL A's (R)	2	1	4.97	16	0	0	0	3	29.0	32	18	16	0	2	10	2	35	8	0
2020		(Minor League Season Canceled – Did Not Play)																		
Minor League Totals		2	1	4.97	16	0	0	0	3	29.0	32	18	16	0	2	10	2	35	8	0

### NORGE LUIS RUIZ (LOYOLA)

RHP

**Born:** Havana, Cuba, March 15, 1994; **Home:** Tomball, Cuba

**Bats:** Right; **Throws:** Right; **Height:** 6-0; **Weight:** 185

**Obtained:** Signed as a free agent to a minor league deal on December 22, 2016

Signed by JC De La Cruz...finished 2018 tied for ninth in the organization in innings pitched (134.1) and tied for third in complete games (1).

Year	Club	W	L	ERA	G	GS	CG	SHO	SV	IP	H	R	ER	HR	HB	BB	IBB	SO	WP	BK
2017	DSL A's (R)	2	0	0.47	4	4	0	0	0	19.0	9	1	1	0	0	1	0	14	0	0
	AZL A's (R)	0	1	11.25	1	1	0	0	0	4.0	5	5	5	0	0	2	0	4	0	0
	Stockton (A)	3	1	5.71	8	8	0	0	0	34.2	47	26	22	4	2	12	0	24	2	0
2018	Midland (AA)	5	9	4.69	21	21	1	0	0	121.0	142	66	63	12	10	34	0	76	10	2
	Nashville (AAA)	1	1	6.75	3	2	0	0	0	13.1	15	11	10	3	0	4	0	10	0	0
2019	Midland (AA)	0	2	3.74	19	0	0	0	1	33.2	37	17	14	4	1	9	0	30	2	0
	Las Vegas (AAA)	2	3	9.08	19	0	0	0	2	35.2	62	39	36	10	4	14	0	24	5	0
2020		(Minor League Season Canceled – Did Not Pitch)																		
Minor League Totals		13	17	5.20	75	36	1	0	3	261.1	317	165	151	33	17	76	0	182	19	2

### SANTIS YOVANY SANCHEZ (BERBERENA)

C

**Born:** Caguas, Puerto Rico, August 21, 1998; **Home:** Las Piedras, Puerto Rico

**Bats:** Right; **Throws:** Right; **Height:** 6-0; **Weight:** 249

**Obtained:** Selected in the sixth round of the 2017 First-Year Player Draft

Signed by Ruben Escalera.

Year	Club	AVG.	G	AB	R	H	2B	3B	HR	RBI	SH	SF	HP	BB	SO	SB	CS	SLG	OBP	E
2017	AZL A's (R)	.253	30	99	10	25	6	0	0	10	0	1	0	8	31	0	1	.313	.306	5
2018	AZL A's (R)	.056	7	18	1	1	0	0	0	1	0	0	0	4	9	0	0	.056	.227	0
2019	AZL A's (R)	.318	5	22	5	7	0	0	3	8	0	1	0	4	5	0	0	.727	.407	0
	Beloit (A)	.168	46	161	10	27	8	0	2	14	0	2	3	12	52	0	0	.255	.236	8
2020		(Minor League Season Canceled – Did Not Play)																		
Minor League Totals		.200	88	300	26	60	14	0	5	33	0	4	3	28	97	0	1	.297	.272	13

### JHONNY YUSSEF SANTOS (THILL)

OF

**Born:** Puerto Armuelles, Panama, October 2, 1996; **Home:** Puerto Armuelles, Panama

**Bats:** Right; **Throws:** Right; **Height:** 6-0; **Weight:** 180

**Obtained:** Signed as a free agent to a minor league contract, November 12, 2020

Was originally signed by the Marlins as an international free agent, July 2, 2013...was selected by the Mariners in the Triple-A phase of the 2019 Rule 5 draft.

Year	Club	AVG.	G	AB	R	H	2B	3B	HR	RBI	SH	SF	HP	BB	SO	SB	CS	SLG	OBP	E
2014	DSL Marlins (R)	.223	65	264	36	59	9	4	0	19	1	7	5	21	35	10	5	.288	.286	2
2015	GCL Marlins (R)	.301	53	186	24	56	6	0	1	21	0	1	2	14	16	6	4	.349	.355	2
2016	Greensboro (A)	.125	7	24	1	3	0	0	0	1	1	0	0	3	5	1	0	.125	.222	0
	Batavia (A)	.203	52	192	23	39	8	0	2	9	1	2	1	19	43	6	1	.276	.276	3
2017	Batavia (A)	.276	30	123	18	34	11	0	1	10	2	1	1	6	21	8	0	.390	.313	0
	Greensboro (A)	.192	31	104	11	20	3	1	0	10	4	1	0	11	21	6	1	.240	.267	2
2018	Greensboro (A)	.268	79	265	32	71	17	2	7	35	5	4	4	28	64	15	7	.426	.342	3
	Jupiter (A)	.196	28	102	11	20	4	0	1	9	0	1	1	6	21	4	1	.265	.245	1
2019	Jupiter (A)	.241	55	174	25	42	8	0	4	19	2	3	3	20	43	12	3	.356	.325	2
	New Orleans (AAA)	.200	2	5	0	1	1	0	0	0	0	0	0	1	0	0	0	.400	.200	0
2020																				
	(Minor League Season Canceled – Did Not Play)																			
<b>Minor League Totals</b>		<b>.240</b>	<b>402</b>	<b>1439</b>	<b>181</b>	<b>345</b>	<b>67</b>	<b>7</b>	<b>16</b>	<b>133</b>	<b>16</b>	<b>20</b>	<b>17</b>	<b>128</b>	<b>270</b>	<b>68</b>	<b>22</b>	<b>.329</b>	<b>.305</b>	<b>15</b>

### PEDRO MANUEL SANTOS (VAZQUEZ)

RHP

**Born:** Trinidad, Cuba, January 7, 2000; **Home:** Santo Domingo, Dominican Republic

**Bats:** Right; **Throws:** Right; **Height:** 6-4; **Weight:** 205

**Obtained:** Signed as a free agent to a minor league deal on October 17, 2018

Signed by Juan C. De La Cruz.

Year	Club	W	L	ERA	G	GS	CG	SHO	SV	IP	H	R	ER	HR	HB	BB	IBB	SO	WP	BK
2019	AZL A's (R)	2	3	4.60	15	11	0	0	0	43.0	45	27	22	0	6	34	0	49	11	2
2020																				
	(Minor League Season Canceled – Did Not Pitch)																			
<b>Minor League Totals</b>		<b>2</b>	<b>3</b>	<b>4.60</b>	<b>15</b>	<b>11</b>	<b>0</b>	<b>0</b>	<b>0</b>	<b>43.0</b>	<b>45</b>	<b>27</b>	<b>22</b>	<b>0</b>	<b>6</b>	<b>34</b>	<b>0</b>	<b>49</b>	<b>11</b>	<b>2</b>

### DALTON JAMES SAWYER

LHP

**Born:** Minneapolis, Minnesota, November 22, 1993; **Home:** Waconia, Minnesota

**Bats:** Left; **Throws:** Left; **Height:** 6-5; **Weight:** 212

**Obtained:** Selected in the ninth round of the 2016 First-Year Player Draft

Graduated from Waconia HS (MN)...played collegiately at Minnesota...was Second Team All-Big 10 as a senior in 2016...signed by Kevin Mello...among A's farmhands, finished 2017 third in strikeouts (140), fourth in wins (9), fifth in ERA (3.58) and sixth in innings pitched (130.2)...missed all of 2018 and 2019 due to injury.

Year	Club	W	L	ERA	G	GS	CG	SHO	SV	IP	H	R	ER	HR	HB	BB	IBB	SO	WP	BK
2016	Vermont (A)	0	3	3.38	14	0	0	0	3	18.2	15	9	7	1	2	10	1	26	2	0
2017	Beloit (A)	4	3	2.25	12	8	1	0	1	56.0	34	15	14	3	2	21	0	64	2	3
	Stockton (A)	5	5	3.68	13	11	0	0	0	66.0	67	29	27	12	5	20	0	74	3	0
	Nashville (AAA)	0	1	11.42	2	2	0	0	0	8.2	12	11	11	3	0	6	0	2	0	0
2018																				
	(Injured – Did Not Play)																			
2019																				
	(Injured – Did Not Play)																			
2020																				
	(Minor League Season Canceled – Did Not Play)																			
<b>Minor League Totals</b>		<b>9</b>	<b>12</b>	<b>3.56</b>	<b>41</b>	<b>21</b>	<b>1</b>	<b>0</b>	<b>4</b>	<b>149.1</b>	<b>128</b>	<b>64</b>	<b>59</b>	<b>19</b>	<b>9</b>	<b>57</b>	<b>1</b>	<b>166</b>	<b>7</b>	<b>3</b>

### TYRELL JAMES SCHOFIELD-SAM

IF

Goes by "T.J."

**Born:** Mississauga, Canada, June 20, 2001; **Home:** Brampton, Canada

**Bats:** Left; **Throws:** Right; **Height:** 6-1; **Weight:** 187

**Obtained:** Selected in the 12<sup>th</sup> round of the 2019 First-Year Player Draft

Signed out of North Park Secondary School by Matthew Higginson...was the No. 7-ranked Canadian prospect prior to the 2019 draft according to Baseball America...won the Bronze Medal with Canada's Junior National Team at the 2018 U18 Pan Am baseball championship.

Year	Club	AVG.	G	AB	R	H	2B	3B	HR	RBI	SH	SF	HP	BB	SO	SB	CS	SLG	OBP	E
2019	AZL A's (R)	.203	22	74	10	15	2	0	0	6	0	0	0	11	18	1	0	.230	.306	8
2020																				
	(Minor League Season Canceled – Did Not Play)																			
<b>Minor League Totals</b>		<b>.203</b>	<b>22</b>	<b>74</b>	<b>10</b>	<b>15</b>	<b>2</b>	<b>0</b>	<b>0</b>	<b>6</b>	<b>0</b>	<b>0</b>	<b>0</b>	<b>11</b>	<b>18</b>	<b>1</b>	<b>0</b>	<b>.230</b>	<b>.306</b>	<b>8</b>



Goes by "Max"

**Born:** Kalamazoo, Michigan, June 11, 1997; **Home:** Portage, Michigan

**Bats:** Right; **Throws:** Right; **Height:** 5-11; **Weight:** 190

**Obtained:** Selected in the 20<sup>th</sup> round of the 2018 First-Year Player Draft

Signed out of Eastern Michigan University by Richard Sparks.

Year	Club	AVG.	G	AB	R	H	2B	3B	HR	RBI	SH	SF	HP	BB	SO	SB	CS	SLG	OBP	E
2018	Vermont (A)	.195	45	123	19	24	1	0	0	6	0	2	9	13	31	11	1	.203	.313	7
2019	Beloit (A)	.256	94	340	57	87	29	1	3	35	2	2	14	30	75	25	11	.374	.339	14
2020		(Minor League Season Canceled – Did Not Play)																		
<b>Minor League Totals</b>		<b>.240</b>	<b>139</b>	<b>463</b>	<b>76</b>	<b>111</b>	<b>30</b>	<b>1</b>	<b>3</b>	<b>41</b>	<b>2</b>	<b>4</b>	<b>23</b>	<b>43</b>	<b>106</b>	<b>36</b>	<b>12</b>	<b>.328</b>	<b>.332</b>	<b>21</b>

## JEFFREY JAMES SCHWARZ

C

Goes by "JJ"

**Born:** Palm Beach Gardens, Florida, March 28, 1996; **Home:** Palm Beach Gardens, Florida

**Bats:** Right; **Throws:** Right; **Height:** 6-1; **Weight:** 205

**Obtained:** Selected in the eighth round of the 2018 First-Year Player Draft

Signed out of the University of Florida by Trevor Schaffner.

Year	Club	AVG.	G	AB	R	H	2B	3B	HR	RBI	SH	SF	HP	BB	SO	SB	CS	SLG	OBP	E
2018	AZL A's (R)	.389	7	18	5	7	3	0	0	4	0	0	1	6	1	0	0	.556	.560	1
	Vermont (A)	.230	18	61	7	14	2	1	0	6	0	1	1	10	17	0	0	.295	.342	3
2019	Beloit (A)	.179	24	78	6	14	1	0	3	11	0	3	1	10	21	0	0	.308	.272	3
	Stockton (A)	.109	20	64	2	7	1	0	0	3	0	0	0	7	19	0	0	.125	.197	1
2020		(Minor League Season Canceled – Did Not Play)																		
<b>Minor League Totals</b>		<b>.190</b>	<b>69</b>	<b>221</b>	<b>20</b>	<b>42</b>	<b>7</b>	<b>1</b>	<b>3</b>	<b>24</b>	<b>0</b>	<b>4</b>	<b>3</b>	<b>33</b>	<b>58</b>	<b>0</b>	<b>0</b>	<b>.271</b>	<b>.299</b>	<b>8</b>

## SHANE THOMAS SELMAN

OF

**Born:** Beaumont, Texas, August 30, 1996; **Home:** Crystal Beach, Texas

**Bats:** Right; **Throws:** Left; **Height:** 5-11; **Weight:** 195

**Obtained:** Selected in the 21<sup>st</sup> round of the 2019 First-Year Player Draft

Signed out of McNeese State University by Kelcey Mucker...selected in the 39<sup>th</sup> round of the 2018 First-Year Player Draft by the Boston Red Sox but did not sign.

Year	Club	AVG.	G	AB	R	H	2B	3B	HR	RBI	SH	SF	HP	BB	SO	SB	CS	SLG	OBP	E
2019	AZL A's (R)	.351	10	37	10	13	1	0	0	9	0	4	1	7	2	0	1	.378	.429	1
	Vermont (A)	.140	36	107	10	15	6	1	0	6	0	1	2	13	30	0	0	.215	.244	0
2020		(Minor League Season Canceled – Did Not Play)																		
<b>Minor League Totals</b>		<b>.194</b>	<b>46</b>	<b>144</b>	<b>20</b>	<b>28</b>	<b>7</b>	<b>1</b>	<b>0</b>	<b>15</b>	<b>0</b>	<b>5</b>	<b>3</b>	<b>20</b>	<b>32</b>	<b>0</b>	<b>1</b>	<b>.257</b>	<b>.297</b>	<b>1</b>

## SETH GRIFFIN SHUMAN

RHP

**Born:** Valdosta, Georgia, December 1, 1997; **Home:** Valdosta, Georgia

**Bats:** Right; **Throws:** Right; **Height:** 6-1; **Weight:** 205

**Obtained:** Selected in the sixth round of the 2019 First-Year Player Draft

Signed out of Georgia Southern University by Jemel Spearman...selected in the 39<sup>th</sup> round of the 2016 First-Year Player Draft by the Baltimore Orioles but did not sign...was named Preseason All-Sun Belt Conference in 2018 and 2019.

Year	Club	W	L	ERA	G	GS	CG	SHO	SV	IP	H	R	ER	HR	HB	BB	IBB	SO	WP	BK
2019	Vermont (A)	0	3	2.39	11	8	0	0	0	37.2	34	14	10	2	1	9	0	21	1	0
2020		(Minor League Season Canceled – Did Not Pitch)																		
<b>Minor League Totals</b>		<b>0</b>	<b>3</b>	<b>2.39</b>	<b>11</b>	<b>8</b>	<b>0</b>	<b>0</b>	<b>0</b>	<b>37.2</b>	<b>34</b>	<b>14</b>	<b>10</b>	<b>2</b>	<b>1</b>	<b>9</b>	<b>0</b>	<b>21</b>	<b>1</b>	<b>0</b>

## WILLIAM COLE SIMONEIT

C

**Born:** Park Ridge, Illinois, October 14, 1996; **Home:** Glen Ellyn, Illinois

**Bats:** Right; **Throws:** Right; **Height:** 6-4; **Weight:** 225

**Obtained:** Signed as a non-drafted free agent on June 22, 2020

Signed out of Wake Forest...spent four seasons at Cornell University, earning All-Ivy League honors his final three seasons...transferred to Wake Forest as a graduate student.

Year	Club	AVG.	G	AB	R	H	2B	3B	HR	RBI	SH	SF	HP	BB	SO	SB	CS	SLG	OBP	E	
2020																					(Minor League Season Canceled – Did Not Play)

Minor League Totals

**JACOB DANIEL SUDDLESON**

OF

Goes by “Jake”

**Born:** Los Angeles, California, December 30, 1997; **Home:** Pacific Palisades, California

**Bats:** Right; **Throws:** Right; **Height:** 6-3; **Weight:** 210

**Obtained:** Signed as a non-drafted free agent on July 6, 2020

Signed out of Harvard University by Roland Vaughn...earned Ivy League Player of the Year honors in 2019.

Year	Club	AVG.	G	AB	R	H	2B	3B	HR	RBI	SH	SF	HP	BB	SO	SB	CS	SLG	OBP	E	
2020																					(Minor League Season Canceled – Did Not Play)

Minor League Totals

**SKYLAR AUSTIN SZYNSKI**

RHP

**Born:** South Bend, Indiana, July 14, 1997; **Home:** Granger, Indiana

**Bats:** Left; **Throws:** Right; **Height:** 6-2; **Weight:** 215

**Obtained:** Selected in the fourth round of the 2016 First-Year Player Draft

Graduated from Penn HS (IN)...signed by Rich Sparks...missed all of 2017, 2018 and 2019 due to injury.

Year	Club	W	L	ERA	G	GS	CG	SHO	SV	IP	H	R	ER	HR	HB	BB	IBB	SO	WP	BK	
2016	AZL A's (R)	0	3	8.10	7	7	0	0	0	13.1	16	14	12	1	1	4	0	8	5	0	
2017																					(Injured – Did Not Play)
2018																					(Injured – Did Not Play)
2019																					(Injured – Did Not Play)
2020																					(Minor League Season Canceled – Did Not Pitch)

Minor League Totals

**COLLIN AKIRA THEROUX**

C

**Born:** San Mateo, California, May 10, 1994; **Home:** San Mateo, California

**Bats:** Right; **Throws:** Right; **Height:** 6-1; **Weight:** 217

**Obtained:** Selected in the 32<sup>nd</sup> round of the 2016 First-Year Player Draft

Signed out of Oklahoma State University as a four-year junior by AI Skorupa.

Year	Club	AVG.	G	AB	R	H	2B	3B	HR	RBI	SH	SF	HP	BB	SO	SB	CS	SLG	OBP	E
2016	AZL A's (R)	.156	11	32	4	5	4	0	0	4	0	0	3	4	14	0	0	.308	.281	0
	Beloit (A)	.000	7	21	0	0	0	0	0	0	0	0	0	2	15	1	0	.087	.000	2
2017	Beloit (A)	.147	84	273	34	40	11	0	13	30	0	0	0	38	143	1	0	.251	.330	9
2018	Stockton (A)	.181	73	227	34	41	6	2	12	32	2	2	3	43	101	3	1	.383	.316	3
2019	Midland (AA)	.180	93	306	42	55	13	0	12	36	1	4	4	49	178	0	0	.340	.298	8
	Las Vegas (AAA)	.167	5	18	1	3	1	0	0	0	0	0	0	0	12	0	0	.222	.167	0

2020 (Minor League Season Canceled – Did Not Play)

Minor League Totals

**SHOHEI TOMIOKA**

RHP

**Born:** Kurobe, Japan, February 29, 1996; **Home:** Kurobe, Japan

**Bats:** Right; **Throws:** Right; **Height:** 6-0; **Weight:** 190

**Obtained:** Signed as a minor league free agent on February 6, 2020

Signed by Toshiyuki Tomizuka.

Year	Club	W	L	ERA	G	GS	CG	SHO	SV	IP	H	R	ER	HR	HB	BB	IBB	SO	WP	BK	
2020																					(Minor League Season Canceled – Did Not Pitch)

Minor League Totals

**OSCAR EDUARDO TOVAR (MOTA)**

RHP

**Born:** Puerto La Cruz, Venezuela, March 19, 1998; **Home:** Caicara de Maturin, Venezuela

**Bats:** Right; **Throws:** Right; **Height:** 5-11; **Weight:** 225

**Obtained:** Signed as a non-drafted free agent, July 18, 2014

Signed by JC De La Cruz, Amauris Reyes and Pablo Marmol...missed 2019 due to suspension.

Year	Club	W	L	ERA	G	GS	CG	SHO	SV	IP	H	R	ER	HR	HB	BB	IBB	SO	WP	BK
2015	DSL A's (R)	3	5	2.60	13	11	0	0	0	55.1	35	25	16	0	6	22	0	26	8	0
2016	AZL A's (R)	3	2	3.56	10	5	0	0	0	43.0	41	20	17	0	3	17	0	31	8	1
2017	Vermont (A)	3	2	3.46	15	8	0	0	2	65.0	58	29	25	4	7	26	0	45	6	2
2018	Vermont (A)	4	1	2.03	16	0	0	0	1	26.2	23	13	6	0	0	13	0	29	4	1
2019		(Suspended – Did Not Pitch)																		
2020		(Minor League Season Canceled – Did Not Play)																		
<b>Minor League Totals</b>		<b>13</b>	<b>10</b>	<b>4.12</b>	<b>54</b>	<b>24</b>	<b>0</b>	<b>0</b>	<b>3</b>	<b>190.0</b>	<b>157</b>	<b>87</b>	<b>64</b>	<b>4</b>	<b>16</b>	<b>78</b>	<b>0</b>	<b>131</b>	<b>26</b>	<b>4</b>

### COOPER STEVEN UHL

C

**Born:** Newport Beach, California, October 19, 1997; **Home:** Mission Viejo, California

**Bats:** Right; **Throws:** Right; **Height:** 5-10; **Weight:** 198

**Obtained:** Signed as a non-drafted free agent on June 29, 2020

Signed out of Loyola Marymount University by Dillon Tung...earned WCC Defensive Player of the Year honors as a sophomore.

Year	Club	AVG.	G	AB	R	H	2B	3B	HR	RBI	SH	SF	HP	BB	SO	SB	CS	SLG	OBP	E
2020		(Minor League Season Canceled – Did Not Play)																		
<b>Minor League Totals</b>																				

### SAHID VALENZUELA (CASTILLO)

IF

**Born:** Yuma, Arizona, September 16, 1997; **Home:** Somerton, Arizona

**Bats:** Both; **Throws:** Right; **Height:** 5-8; **Weight:** 165

**Obtained:** Selected in the 13<sup>th</sup> round of the 2019 First-Year Player Draft

Signed out of the Cal State Fullerton by Anthony Aliotti...did not play after signing due to injury.

Year	Club	AVG.	G	AB	R	H	2B	3B	HR	RBI	SH	SF	HP	BB	SO	SB	CS	SLG	OBP	E
2019		(Injured – Did Not Play)																		
2020		(Minor League Season Canceled – Did Not Play)																		
<b>Minor League Totals</b>																				

### COBIE FLETCHER VANCE

IF

**Born:** Orange Park, Florida, August 24, 1997; **Home:** Fayetteville, North Carolina

**Bats:** Right; **Throws:** Right; **Height:** 5-6; **Weight:** 195

**Obtained:** Selected in the 18<sup>th</sup> round of the 2018 First-Year Player Draft

Signed out of the University of Alabama, Tuscaloosa by Anthony Aloisi.

Year	Club	AVG.	G	AB	R	H	2B	3B	HR	RBI	SH	SF	HP	BB	SO	SB	CS	SLG	OBP	E
2018	AZL A's (R)	.304	24	56	8	17	2	2	1	10	0	0	0	5	5	1	0	.464	.361	3
	Stockton (A)	.229	27	96	9	22	1	0	0	4	0	0	2	3	16	1	1	.240	.267	4
2019	Beloit (A)	.232	85	293	39	68	18	0	1	28	0	7	6	39	59	4	1	.304	.328	12
2020		(Minor League Season Canceled – Did Not Play)																		
<b>Minor League Totals</b>		<b>.240</b>	<b>136</b>	<b>445</b>	<b>56</b>	<b>107</b>	<b>21</b>	<b>2</b>	<b>2</b>	<b>42</b>	<b>0</b>	<b>7</b>	<b>8</b>	<b>47</b>	<b>80</b>	<b>6</b>	<b>2</b>	<b>.310</b>	<b>.320</b>	<b>19</b>

### YERDELLUIS VARGAS (MENA)

IF

Goes by "Yerdel"

**Born:** Santo Domingo, Dominican Republic, February 17, 2000; **Home:** Santo Domingo, Dominican Republic

**Bats:** Right; **Throws:** Right; **Height:** 5-11; **Weight:** 181

**Obtained:** Signed as a free agent to a minor league deal on July 2, 2016

Signed by Rigoberto De Los Santos.

Year	Club	AVG.	G	AB	R	H	2B	3B	HR	RBI	SH	SF	HP	BB	SO	SB	CS	SLG	OBP	E
2017	DSL A's (R)	.173	13	52	6	9	0	0	0	6	1	1	2	0	15	1	0	.173	.200	1
	AZL A's (R)	.208	39	144	13	30	6	4	0	13	1	2	4	6	36	3	4	.306	.256	15
2018	AZL A's (R)	.180	19	61	15	11	1	2	0	4	1	0	0	14	20	3	1	.262	.333	8
2019	Vermont (A)	.158	60	196	20	31	5	0	4	20	1	0	2	19	73	1	1	.245	.240	11
2020		(Minor League Season Canceled – Did Not Play)																		
<b>Minor League Totals</b>		<b>.179</b>	<b>131</b>	<b>453</b>	<b>54</b>	<b>81</b>	<b>12</b>	<b>6</b>	<b>4</b>	<b>43</b>	<b>4</b>	<b>3</b>	<b>8</b>	<b>39</b>	<b>144</b>	<b>8</b>	<b>6</b>	<b>.258</b>	<b>.254</b>	<b>35</b>

**ROBIN ANTONIO VAZQUEZ (VALLEJO)****RHP****Born:** Sabana Grande de Palenque, Dominican Republic, April 15, 1998; **Home:** Sabana Grande de Palenque, Dominican Republic**Bats:** Right; **Throws:** Right; **Height:** 6-2; **Weight:** 187**Obtained:** Signed as a free agent to a minor league deal on July 2, 2018

Signed by Wilfredo Magallanes.

Year	Club	W	L	ERA	G	GS	CG	SHO	SV	IP	H	R	ER	HR	HB	BB	IBB	SO	WP	BK
2018	DSL A's (R)	1	3	2.33	8	4	0	0	1	27.0	21	12	7	0	4	14	0	16	4	0
2019	AZL A's (R)	1	1	5.66	14	10	0	0	0	49.1	58	40	31	6	9	18	0	62	11	1
2020		(Minor League Season Canceled – Did Not Pitch)																		
<b>Minor League Totals</b>		<b>2</b>	<b>4</b>	<b>4.48</b>	<b>22</b>	<b>14</b>	<b>0</b>	<b>0</b>	<b>1</b>	<b>76.1</b>	<b>79</b>	<b>52</b>	<b>38</b>	<b>6</b>	<b>13</b>	<b>32</b>	<b>0</b>	<b>78</b>	<b>15</b>	<b>1</b>

**AUSTIN JOSEPH WAHL****RHP****Born:** Silver Spring, Maryland, May 16, 1995; **Home:** Hollister, California**Bats:** Right; **Throws:** Right; **Height:** 6-4; **Weight:** 195**Obtained:** Selected in the 23<sup>rd</sup> round of the 2019 First-Year Player Draft

Signed out of Cal State Monterey Bay by Kevin Mello...walked onto the Cornell University baseball team before transferring to CSU Monterey Bay.

Year	Club	W	L	ERA	G	GS	CG	SHO	SV	IP	H	R	ER	HR	HB	BB	IBB	SO	WP	BK
2019	AZL A's (R)	2	0	10.80	18	0	0	0	0	21.2	30	28	26	1	4	21	1	27	14	0
2020		(Minor League Season Canceled – Did Not Pitch)																		
<b>Minor League Totals</b>		<b>2</b>	<b>0</b>	<b>10.80</b>	<b>18</b>	<b>0</b>	<b>0</b>	<b>0</b>	<b>0</b>	<b>21.2</b>	<b>30</b>	<b>28</b>	<b>26</b>	<b>1</b>	<b>4</b>	<b>21</b>	<b>1</b>	<b>27</b>	<b>14</b>	<b>0</b>

**JAKE MATTHEW WALKINSHAW****RHP****Born:** Seymour, Connecticut, July 7, 1996; **Home:** Seymour, Connecticut**Bats:** Right; **Throws:** Right; **Height:** 6-3; **Weight:** 195**Obtained:** Selected in the 36<sup>th</sup> round of the 2019 First-Year Player Draft

Signed out of Southern New Hampshire University by Ronald Vaughn...earned First-Team D2CCA East All-Region and First-Team Northeast-10 All-Conference honors in 2019.

Year	Club	W	L	ERA	G	GS	CG	SHO	SV	IP	H	R	ER	HR	HB	BB	IBB	SO	WP	BK
2019	AZL A's (R)	2	0	3.28	18	0	0	0	1	24.2	26	11	9	1	1	4	0	29	6	0
2020		(Minor League Season Canceled – Did Not Pitch)																		
<b>Minor League Totals</b>		<b>2</b>	<b>0</b>	<b>3.28</b>	<b>18</b>	<b>0</b>	<b>0</b>	<b>0</b>	<b>1</b>	<b>24.2</b>	<b>26</b>	<b>11</b>	<b>9</b>	<b>1</b>	<b>1</b>	<b>4</b>	<b>0</b>	<b>29</b>	<b>6</b>	<b>0</b>

**JOHN EDWARD WEISENBURGER III****RHP**

Goes by "Jack"

**Born:** Winston-Salem, North Carolina, October 8, 1997; **Home:** Belmont, Michigan**Bats:** Right; **Throws:** Right; **Height:** 6-3; **Weight:** 220**Obtained:** Selected in the 20<sup>th</sup> round of the 2019 First Year Player Draft

Signed out of the University of Michigan by Richard Sparks.

Year	Club	W	L	ERA	G	GS	CG	SHO	SV	IP	H	R	ER	HR	HB	BB	IBB	SO	WP	BK
2019	AZL A's (R)	0	1	3.00	11	1	0	0	4	15.0	7	6	5	0	1	10	0	28	7	0
2020		(Minor League Season Canceled – Did Not Pitch)																		
<b>Minor League Totals</b>		<b>0</b>	<b>1</b>	<b>3.00</b>	<b>11</b>	<b>1</b>	<b>0</b>	<b>0</b>	<b>4</b>	<b>15.0</b>	<b>7</b>	<b>6</b>	<b>5</b>	<b>0</b>	<b>1</b>	<b>10</b>	<b>0</b>	<b>28</b>	<b>7</b>	<b>0</b>

**MICHAEL JOHN WHITE III****IF**

Goes by "Mikey"

**Born:** San Diego, California, September 3, 1993; **Home:** Birmingham, Alabama**Bats:** Right; **Throws:** Right; **Height:** 5-11; **Weight:** 215**Obtained:** Selected in the second round of the 2015 First-Year Player DraftGraduated from Spain Park HS (AL), where he was named Mr. Baseball in the state of Alabama after his senior year (2012)...played collegiately at Alabama...started all 184 games played at shortstop during his three-year college career...signed by Kelcey Mucker...previously drafted by New York (NL) in the 34th round of the 2012 draft but did not sign...in 2017, ranked sixth among A's farmhands in home runs (17), fifth in RBI (73), third in extra-base hits (48) and fifth in slugging percentage (.457)...was a 2019 Texas League Midseason All-Star...finished 2019 tied for 10<sup>th</sup> in the organization in doubles (26).

Year	Club	AVG.	G	AB	R	H	2B	3B	HR	RBI	SH	SF	HP	BB	SO	SB	CS	SLG	OBP	E
2015	Vermont (A)	.315	29	111	18	35	10	0	2	16	0	2	4	14	29	0	2	.459	.405	5
	Beloit (A)	.200	35	130	16	26	5	0	1	12	0	0	5	10	30	0	1	.262	.283	7
2016	Stockton (A)	.247	124	469	65	116	25	3	6	50	3	2	7	40	130	4	2	.352	.315	15
2017	Stockton (A)	.261	115	440	59	115	27	4	17	73	1	1	6	40	121	4	0	.457	.331	21
2018	Midland (AA)	.218	64	225	21	49	6	0	6	29	0	1	4	25	81	0	1	.324	.306	11
2019	Midland (AA)	.261	97	391	59	102	26	0	10	61	1	2	7	40	102	2	3	.404	.339	13
	Las Vegas (AAA)	.250	3	8	2	2	0	0	1	2	0	0	0	0	3	0	0	.625	.250	0
2020		(Minor League Season Canceled – Did Not Play)																		
<b>Minor League Totals</b>		<b>.251</b>	<b>467</b>	<b>1774</b>	<b>240</b>	<b>445</b>	<b>99</b>	<b>7</b>	<b>43</b>	<b>243</b>	<b>5</b>	<b>8</b>	<b>33</b>	<b>169</b>	<b>496</b>	<b>10</b>	<b>9</b>	<b>.387</b>	<b>.326</b>	<b>72</b>

### BROCK MITCHELL WHITTLESEY

RHP

**Born:** Mesa, Arizona, February 27, 1997; **Home:** Mesa, Arizona

**Bats:** Right; **Throws:** Right; **Height:** 6-3; **Weight:** 210

**Obtained:** Signed as an undrafted free agent on July 10, 2019

Signed by Scott Cousins.

Year	Club	W	L	ERA	G	GS	CG	SHO	SV	IP	H	R	ER	HR	HB	BB	IBB	SO	WP	BK
2019	AZL A's (R)	5	3	4.50	18	0	0	0	1	28.0	35	21	14	0	4	4	0	29	1	0
2020		(Minor League Season Canceled – Did Not Pitch)																		
<b>Minor League Totals</b>		<b>5</b>	<b>3</b>	<b>4.50</b>	<b>18</b>	<b>0</b>	<b>0</b>	<b>0</b>	<b>1</b>	<b>28.0</b>	<b>35</b>	<b>21</b>	<b>14</b>	<b>0</b>	<b>4</b>	<b>4</b>	<b>0</b>	<b>29</b>	<b>1</b>	<b>0</b>

### BRANDON MICHAEL WITHERS

RHP

**Born:** Manassas, Virginia, July 4, 1994; **Home:** Manassas, Virginia

**Bats:** Right; **Throws:** Right; **Height:** 6-0; **Weight:** 205

**Obtained:** Selected in the 31<sup>st</sup> round of the 2017 First Year Player Draft

Played collegiately for James Madison University...signed by Dillon Tung.

Year	Club	W	L	ERA	G	GS	CG	SHO	SV	IP	H	R	ER	HR	HB	BB	IBB	SO	WP	BK
2017	AZL A's (R)	1	2	3.60	9	0	0	0	0	15.0	10	6	6	0	1	8	0	10	2	0
2018	Vermont (A)	1	1	0.88	15	0	0	0	5	30.2	17	4	3	1	1	10	0	27	3	0
	Beloit (A)	0	0	7.20	4	0	0	0	0	5.0	10	4	4	1	0	1	0	6	1	0
2019	Beloit (A)	3	5	4.87	41	0	0	2	61.0	78	41	33	3	7	22	0	60	16	0	
2020		(Minor League Season Canceled – Did Not Pitch)																		
<b>Minor League Totals</b>		<b>5</b>	<b>8</b>	<b>3.71</b>	<b>69</b>	<b>0</b>	<b>0</b>	<b>0</b>	<b>7</b>	<b>111.2</b>	<b>115</b>	<b>55</b>	<b>46</b>	<b>5</b>	<b>9</b>	<b>41</b>	<b>0</b>	<b>103</b>	<b>22</b>	<b>0</b>

### DALLAS MICHAEL WOOLFOLK

RHP

**Born:** Memphis, Tennessee, October 30, 1996; **Home:** Southaven, Mississippi

**Bats:** Right; **Throws:** Right; **Height:** 6-1; **Weight:** 260

**Obtained:** Selected in the 13<sup>th</sup> round of the 2018 First-Year Player Draft

Signed out of the University of Mississippi by Kelcey Mucker.

Year	Club	W	L	ERA	G	GS	CG	SHO	SV	IP	H	R	ER	HR	HB	BB	IBB	SO	WP	BK
2018	AZL A's (R)	2	1	7.31	11	0	0	0	2	16.0	14	16	13	3	0	16	0	20	5	0
2019	AZL A's (R)	0	0	2.25	3	0	0	0	0	4.0	1	1	1	0	0	2	0	4	0	0
2020		(Minor League Season Canceled – Did Not Pitch)																		
<b>Minor League Totals</b>		<b>2</b>	<b>1</b>	<b>6.30</b>	<b>14</b>	<b>0</b>	<b>0</b>	<b>0</b>	<b>2</b>	<b>20.0</b>	<b>15</b>	<b>17</b>	<b>14</b>	<b>3</b>	<b>0</b>	<b>18</b>	<b>0</b>	<b>24</b>	<b>5</b>	<b>0</b>

### JOSHWAN ABDIEL WRIGHT (PITTY)

IF

**Born:** Changuinola, Panama, November 9, 2000; **Home:** Changuinola, Panama

**Bats:** Right; **Throws:** Right; **Height:** 5-8; **Weight:** 150

**Obtained:** Signed as a free agent to a minor league deal on July 2, 2017

Signed by Juan Mosquera.

Year	Club	AVG.	G	AB	R	H	2B	3B	HR	RBI	SH	SF	HP	BB	SO	SB	CS	SLG	OBP	E
2018	DSL A's (R)	.221	53	163	17	36	7	1	0	16	1	0	4	20	20	4	4	.276	.321	9
2019	AZL A's (R)	.330	50	191	37	63	9	4	0	37	0	4	3	17	25	4	2	.419	.386	11
2020		(Minor League Season Canceled – Did Not Play)																		
<b>Minor League Totals</b>		<b>.280</b>	<b>103</b>	<b>354</b>	<b>54</b>	<b>99</b>	<b>16</b>	<b>5</b>	<b>0</b>	<b>53</b>	<b>4</b>	<b>1</b>	<b>7</b>	<b>37</b>	<b>45</b>	<b>8</b>	<b>6</b>	<b>.353</b>	<b>.356</b>	<b>20</b>

**Born:** Valencia, Venezuela, August 23, 1996; **Home:** Valencia, Venezuela

**Bats:** Right; **Throws:** Right; **Height:** 5-9; **Weight:** 204


**Obtained:** Signed as an undrafted free agent, August 24, 2012

Signed by Julio Franco and Juan Carlos Villanueva...finished 2018 tied for seventh in the organization in wins (10) and saves (6).

Year	Club	W	L	ERA	G	GS	CG	SHO	SV	IP	H	R	ER	HR	HB	BB	IBB	SO	WP	BK
2013	DSL A's (R)	2	6	4.40	14	14	1	0	0	61.1	62	34	30	4	4	12	0	48	9	1
2014	AZL A's (R)	6	3	4.33	14	12	0	0	0	70.2	66	41	34	3	5	18	0	63	8	0
2015	AZL A's (R)	1	4	5.52	13	4	0	0	1	44.0	66	30	27	0	1	9	0	31	4	3
	Nashville (AAA)	1	0	4.00	2	2	0	0	0	9.0	8	4	4	1	0	1	0	6	1	0
2016	Vermont (A)	2	2	3.83	16	7	0	0	0	49.1	54	27	21	3	1	18	0	28	4	0
	Beloit (A)	1	2	7.04	10	2	0	0	0	23.0	42	26	18	2	1	5	0	14	6	0
2017	Beloit (A)	1	2	6.06	27	3	0	0	4	65.1	68	46	44	5	6	29	1	58	9	2
	Midland (AA)	0	0	22.50	1	0	0	0	0	2.0	5	5	5	2	0	1	0	3	1	0
2018	Beloit (A)	8	1	3.64	39	0	0	0	6	76.2	83	39	31	8	1	24	0	81	8	0
2019	Stockton (A)	1	1	1.88	15	0	0	0	2	28.2	19	7	8	2	0	8	0	31	2	0
	Midland (AA)	4	0	1.21	28	1	0	0	7	44.2	41	9	6	1	0	13	2	32	2	0
2020		(Minor League Season Canceled – Did Not Pitch)																		
<b>Minor League Totals</b>		<b>27</b>	<b>21</b>	<b>4.29</b>	<b>179</b>	<b>45</b>	<b>1</b>	<b>0</b>	<b>20</b>	<b>474.2</b>	<b>514</b>	<b>268</b>	<b>226</b>	<b>31</b>	<b>19</b>	<b>138</b>	<b>3</b>	<b>395</b>	<b>54</b>	<b>6</b>

### ORGANIZATIONAL PLAYER AND PITCHER OF THE YEAR

1995	Steve Cox, Derek Manning	2008	Chris Carter, Trevor Cahill
1996	D.T. Cromer, Willie Adams	2009	Chris Carter, Pedro Figueroa
1997	Ben Grieve, Brad Rigby	2010	Grant Green, Ian Krol
1998	Eric Chavez, Jay Witasick	2011	Michael Choice/Jermaine Mitchell, Graham Godfrey
1999	Adam Piatt, Tim Hudson	2012	Miles Head, A.J. Griffin/Dan Straily
2000	Jose Ortiz, Barry Zito	2013	Anthony Aliotti, Sonny Gray
2001	Esteban German, Mario Ramos	2014	Dan Robertson/Matt Olson, Seth Streich
2002	Graham Koonce, Rich Harden	2015	Chad Pinder, Ryan Dull
2003	Graham Koonce, Rich Harden	2016	Ryon Healy, Daniel Mengden
2004	Dan Johnson, Jairo Garcia	2017	Matt Olson, A.J. Puk
2005	Andre Ethier, Dallas Braden	2018	Ramón Laureano, Jesús Luzardo
2006	Jeff Baisley, Jason Windsor	2019	Seth Brown, Daulton Jefferies
2007	Daric Barton, Trevor Cahill	2020	No minor league season



The A's socially distant team photo for the 2020 season.

MISCELLANEOUS

# OAKLAND COLISEUM



The Oakland Coliseum has served as the home for the A's since the franchise moved to Oakland in 1968.

The A's have used the facility to their advantage over the years, posting a 1010-723 (.583) home record over the last 22 seasons, which is fourth best in the majors. In 2003, the A's set an Oakland record for home wins as they finished with a 57-24 (.704) record in the Coliseum, marking the most home wins in franchise history since 1931 when the Philadelphia Athletics went 60-15 at home. In addition, two of the A's World Championships have been clinched on the Coliseum's turf.

The facility is conveniently located adjacent to I-880 with two exits (Hegenberger Road/66th Avenue) leading directly to the complex. Along with the Oakland Arena, which is located adjacent, it is the only major entertainment facility with a dedicated stop on the Bay Area Rapid Transit (BART) system. The Oakland International Airport is less than a two-mile drive from the Coliseum with shuttle service to several local hotels and restaurants.

In October of 1995, the Coliseum began a one-year, \$120 million renovation project that added 22,000 new seats, 90 luxury suites, two private clubs and two state-of-the-art scoreboards.

As part of the team's new 10-year lease arrangement prior to the 2015 season, an additional \$10 million in improvements was added, including the installation of new High Definition Video boards and the addition of the Treehouse and the A's Stomping Ground.

The first crowd filled the Oakland-Alameda County Coliseum on Sept. 8, 1966, when the AFL's Oakland Raiders played the Kansas City Chiefs. The adjacent arena celebrated its grand opening on Nov. 9, 1966, when the Oakland Seals met the San Diego Gulls in hockey. The first A's game came on April 17, 1968 against the Baltimore Orioles.

In the ensuing 54 years, the facility has hosted every conceivable event in the entertainment industry, including concerts, conventions and other large gatherings. Audiences numbering over 100 million have made the Coliseum and Arena the premier entertainment facilities in Northern California.

## OAKLAND COLISEUM QUICK FACTS

**Location:** Adjacent to 880 freeway between Hegenberger Road and 66th Avenue  
**Seating Capacities:** 46,847 (baseball); 56,063 (football); 70,000 (concerts)  
**Parking Capacity:** 8500 slots  
**Ground Breaking:** April 15, 1964  
**First Event:** Oakland Raiders vs. Kansas City Chiefs, Sept. 8, 1966  
**First Baseball Game:** Oakland A's vs. Baltimore Orioles, Apr. 17, 1968  
**Complex Area:** 120 acres  
**Surface:** Natural Grass  
**Elevation:** 22' below sea level

### STADIUM DIMENSIONS

<b>Left Field Line:</b> 330 feet	<b>Right Field Line:</b> 330 feet
<b>Straight Away Left Field:</b> 367 feet	<b>Straight Away Right Field:</b> 367 feet
<b>Left Center Field:</b> 362 feet	<b>Right Center Field:</b> 362 feet
<b>Left Center Power Alley:</b> 388 feet	<b>Right Center Power Alley:</b> 388 feet
<b>Straight Away Center Field:</b> 400 feet	
<b>Height of Wall:</b> 8 feet down the lines and to center field; 15 feet in the alleys	
<b>Distance Between First and Third Base to Bullpen Mounds:</b> 100 feet	
<b>Distance Between First and Third Base to Middle of Dugouts:</b> 75 feet	



# COLISEUM ATTENDANCE RECORDS

## YEARLY ATTENDANCE TOTALS

Year	Home Dates	Total Home Attendance	Home Average	Single Game High-Home	Road Dates	Total Road Attendance	Road Average
1968	78	837,466	10,737	47,233, Apr. 17 vs. Baltimore	68	960,210	14,121
1969	72	778,232	10,809	35,243, May 10 vs. New York	71	992,124	13,974
1970	77	778,355	10,109	48,758, June 6 vs. Detroit	73	971,568	13,309
1971	73	914,993	12,534	42,970, May 22 vs. Minnesota	70	1,222,741	17,468
1972	70	921,323	13,162	47,741, June 12 vs. Baltimore	71	1,115,553	15,712
1973	79	1,000,763	12,668	47,570, Sept. 10 vs. Kansas City	75	1,382,250	18,430
1974	76	845,693	11,128	47,570, July 8 vs. Cleveland	77	1,526,630	19,826
1975	77	1,075,518	13,968	46,378, Aug. 11 vs. Boston	72	1,436,383	19,950
1976	79	780,593	9,881	42,592, July 24 vs. Kansas City	74	1,392,109	18,812
1977	72	495,412	6,881	32,346, May 16 vs. New York	75	1,195,138	15,935
1978	72	526,999	7,319	36,463, June 5 vs. Boston	76	1,381,142	18,173
1979	77	306,763	3,984	19,538, July 6 vs. New York	80	1,393,196	17,415
1980	75	842,259	11,230	49,300, Aug. 25 vs. New York	78	1,572,926	20,166
1981	51	1,311,761	25,721	48,592, May 3 vs. New York	51	1,105,337	21,673
1982	78	1,735,489	22,250	48,348, Apr. 6 vs. California	78	1,709,054	21,911
1983	77	1,294,941	16,817	45,413, July 4 vs. Texas	76	1,557,202	20,490
1984	79	1,353,281	17,130	46,238, May 28 vs. Detroit	79	1,565,597	19,818
1985	77	1,334,599	17,332	46,770, July 4 vs. Toronto	80	1,666,480	20,831
1986	79	1,314,646	16,641	44,726, Apr. 8 vs. Minnesota	78	1,614,837	20,703
1987	80	1,678,921	20,987	46,120, Apr. 10 vs. California	81	1,930,731	23,836
1988	79	2,287,335	28,954	45,333, Apr. 4 vs. Seattle	80	2,251,515	28,144
1989	81	2,667,225	32,929	46,163, Apr. 3 vs. Seattle	80	2,283,228	28,540
1990	80	2,900,217	36,253	45,207, Apr. 9 vs. Minnesota	79	2,597,920	32,885
1991	81	2,713,493	33,500	44,595, June 9 vs. Boston	80	2,636,157	32,952
1992	81	2,494,160	30,792	44,078, Apr. 6 vs. Kansas City	81	2,438,292	30,102
1993	79	2,035,025	25,760	43,627, July 4 vs. New York	79	2,326,919	29,455
1994	56	1,242,692	22,191	44,501, Aug. 7 vs. Texas	58	1,799,360	31,023
1995	71	1,174,310	16,540	42,596, July 3 vs. Milwaukee	71	1,753,085	24,691
1996	80	1,148,380	14,355	36,129, July 5 vs. California	79	2,091,338	26,473
1997	79	1,264,218	16,003	50,792, Sept. 1 vs. San Francisco	80	2,362,054	29,526
1998	79	1,232,339	15,599	48,241, Aug. 1 vs. Cleveland	81	2,331,755	28,787
1999	81	1,434,610	17,711	51,263, July 17 vs. San Francisco	80	2,238,111	27,976
2000	81	1,728,886	21,344	54,268, July 8 vs. Arizona	80	2,466,594	30,832
2001	81	2,133,277	26,337	51,838, July 3 vs. Anaheim	80	2,266,814	28,335
2002	81	2,169,811	26,788	55,528, Sept. 4 vs. Kansas City	81	2,416,196	29,830
2003	81	2,216,596	27,365	55,601, July 5 vs. Anaheim	80	2,151,375	26,892
2004	81	2,201,516	27,179	55,989, June 26 vs. San Francisco	81	2,585,067	31,914
2005	81	2,109,118	26,038	47,385, August 13 vs. Minnesota	81	2,420,496	29,883
2006	81	1,976,625	24,403	35,077, nine times	80	2,575,336	32,192
2007	81	1,921,834	23,726	35,077, nine times	81	2,649,528	32,710
2008	81	1,665,256	20,559	44,735, March 26 vs. Boston*	79	2,365,526	29,943
2009	81	1,408,783	17,392	36,067, April 10 vs. Seattle	80	2,316,520	28,957
2010	81	1,418,391	17,511	35,067, twice	81	2,407,313	29,720
2011	80	1,476,791	18,460	36,067, four times	81	2,468,614	30,477
2012	81	1,679,013	20,729	44,227, March 28 vs. Seattle*	81	2,428,269	29,979
2013	81	1,809,302	22,337	36,067, five times	81	2,374,402	29,314
2014	80	2,003,628	25,045	36,067, 12 times	81	2,329,345	28,757
2015	81	1,768,175	21,829	36,067, four times	81	2,391,645	29,526
2016	81	1,521,506	18,784	36,067, June 30 vs. San Francisco	81	2,390,449	29,512
2017	80	1,475,721	18,447	40,019, July 3 vs. Chicago (AL)	80	2,357,284	29,466
2018	80	1,527,588	19,095	56,310, July 21 vs. San Francisco	80	2,299,865	28,748
2019	81	1,662,211	20,521	53,367, Aug. 24 vs. San Francisco	81	2,236,823	27,615
2020	32	—	—	—	28	—	—
<b>Totals</b>	<b>4041</b>	<b>78,596,071</b>	<b>19,449</b>		<b>4022</b>	<b>102,698,403</b>	<b>25,534</b>
<b>Yearly Average</b>		<b>1,511,463</b>				<b>1,974,969</b>	

\* Tokyo, Japan

Totals and averages do not include 2020 season

## ALL-TIME OAKLAND ATTENDANCE RECORDS

<b>Season</b>	Total	5,498,137 (1990)	
	Home	2,900,217 (1990)	
	Road	2,649,528 (2007)	
	Homestand	518,534 (July 12-26, 1990; 14 dates)	
	Homestand Avg.	39,667 (Aug. 7-12, 2001; 238,000 in 6 dates)	
	Road Trip	450,462 (June 14-27, 2002; 13 dates)	
	Home vs. One Club	296,512 (Los Angeles, 2005; 10 dates)	
	Road vs. One Club	443,347 (Texas, 2012; 10 dates)	
	Home Sellouts	20 (1990)	
	Consecutive Sellouts	5 (July 22-26, 1989; Baltimore 2 and California 3)	
	<b>Single Game</b>	Home	56,310 (San Francisco; July 21, 2018-N)
		Home, Regular Season	56,310 (San Francisco; July 21, 2018-N)
		Road	62,038 (San Francisco; Oct. 27, 1989-N)
Road, Regular Season		61,696 (California; Aug. 11, 1989-N)	
Day, Home		55,413 (San Francisco; June 22, 2003)	
Day, Road		60,326 (California; Aug. 13, 1989)	
Night, Home		56,310 (San Francisco; July 21, 2018-N)	
Smallest, Home		653 (Seattle; Apr. 17, 1979-N)	
Smallest, Road		1,201 (Baltimore; May 11, 1989-D)	
<b>Doubleheader</b>		Home	48,592 (New York; May 3, 1981-D)
	Road	53,565 (Detroit; July 25, 1971-D)	
	Twi-Night, Home	47,768 (New York; June 13, 1980)	
	Twi-Night, Road	51,017 (Minnesota; July 28, 1990)	
<b>Season Opener</b>	Home	53,498 (Detroit; Apr. 3, 2000-N)	
	Home, Secondary	47,233 (Baltimore; Apr. 17, 1968-N)	
	Road	52,012 (Milwaukee; Apr. 5, 1994-D)	
<b>Three Date Series</b>	Home	158,152 (San Francisco; June 25-27, 2004)	
	Road	175,058 (California; Aug. 11-13, 1989)	
<b>Four Date Series</b>	Home	162,410 (New York; July 18-21, 1991)	
	Road	201,607 (Toronto; July 9-12, 1992)	

## TOP REGULAR SEASON CROWDS IN OAKLAND

Attend.	Opponent	Date	Day	W-L
56,310	San Francisco	July 21, 2018	Saturday-N	W
55,989	San Francisco	June 26, 2004	Saturday-N	W
55,601	Anaheim	July 5, 2003	Saturday-N	L
55,528	Kansas City	Sept. 4, 2002	Wednesday-N	W
55,413	San Francisco	June 22, 2003	Sunday-D	W
54,513	New York	Apr. 24, 2002	Wednesday-N	L
54,268	Arizona	July 8, 2000	Saturday-N	W
54,123	San Francisco	June 30, 2002	Sunday-D	W
53,974	San Francisco	June 27, 2004	Sunday-D	L
53,802	Kansas City	July 5, 2002	Friday-N	W

## LARGEST COLISEUM BASEBALL CROWDS

Attend.	Opponent	Date	Day	W-L
56,310	San Francisco	July 21, 2018	—	W
55,989	San Francisco	June 26, 2004	—	W
55,861	New York	Oct. 13, 2001	ALDS, Game 3	L
55,601	Anaheim	July 5, 2003	Fireworks	L
55,528	Kansas City	Sept. 4, 2002	AL Record 20th straight win	W
55,413	San Francisco	June 22, 2003	—	W
54,513	New York	Apr. 24, 2002	—	L
54,268	Arizona	July 8, 2000	Fireworks	W
54,123	San Francisco	June 30, 2002	—	W
54,005	Tampa Bay	October 2, 2019	ALWC	L

## TOP REGULAR SEASON CROWDS ON THE ROAD

Attend.	Opponent	Date	Day	W-L
61,696	California	Aug. 11, 1989	Friday-N	W
60,326	California	Aug. 13, 1989	Sunday-D	L
58,963	California	Apr. 24, 1982	Saturday-N	L
56,717	New York	Apr. 10, 1998	Friday-D	L
56,710	New York	Apr. 11, 1997	Friday-D	W
56,535	Seattle	Sept. 20, 1996	Friday-N	L
56,103	Seattle	Sept. 21, 1996	Saturday-N	L
55,927	Seattle	Sept. 28, 1997	Sunday-D	W
55,588	Seattle	Sept. 26, 1997	Friday-N	W
55,034	New York	May 30, 1987	Sunday-D	L

## LARGEST CROWDS ON THE ROAD

Attend.	Opponent	Date	Day	W-L
62,038	San Francisco	Oct. 27, 1989	World Series, Game 3	W
62,032	San Francisco	Oct. 28, 1989	World Series, Game 4	W
61,696	California	Aug. 11, 1989	—	W
60,326	California	Aug. 13, 1989	—	L
58,963	California	Apr. 24, 1982	—	L
56,915	New York	Oct. 7, 2000	ALDS, Game 4	W
56,717	New York	Apr. 10, 1998	—	L
56,710	New York	Apr. 11, 1997	—	W
56,697	New York	Oct. 10, 2001	ALDS, Game 1	W
56,684	New York	Oct. 11, 2001	ALDS, Game 2	W

## TOP REGULAR SEASON CROWDS VS. CLUBS

Club	Attendance	Date
Arizona	54,268	July 8, 2000
Atlanta	35,618	June 11, 2003
Baltimore	47,741	June 12, 1972
Boston	50,863	Aug. 8, 2001
Chicago	45,712	July 2, 2005
Chicago (NL)	35,067	July 3, 2013
Cincinnati	29,601	June 9, 2004
Cleveland	48,241	Aug. 1, 1998
Colorado	25,333	June 15, 1997
Detroit	53,498	Apr. 3, 2000
Houston	35,065	June 9, 2002
Kansas City	55,528	Sept. 4, 2002
Los Angeles	55,601	July 5, 2003
Los Angeles (NL)	35,163	July 14, 2001
Milwaukee	45,398	Apr. 3, 1984

Club	Attendance	Date
Miami	22,461	June 22, 2008
Minnesota	47,385	Aug. 13, 2005
New York	54,513	Apr. 24, 2002
New York (NL)	27,598	June 15, 2005
Philadelphia	35,067	Sept. 19, 2014
Pittsburgh	34,328	June 13, 2004
San Diego	40,374	July 2, 1998
San Francisco	56,310	July 21, 2018
Seattle	46,786	Apr. 17, 1981
St. Louis	35,077	June 17, 2007
Tampa Bay	48,089	August 28, 2004
Texas	45,606	Oct. 1, 2000
Toronto	46,770	July 4, 1985
Washington	36,067	May 10, 2014

## TOP REGULAR SEASON CROWDS BY BALLPARK

Club	Ballpark	Att.	Date
Arizona	Chase Field	36,976	July 7, 2001
Atlanta	Turner Field	40,760	Aug. 16, 2014
Baltimore	Camden Yards	48,271	April 4, 2005
Boston	Fenway Park	38,294	July 6, 2009
Chicago	Guaranteed Rate Field	42,483	June 6, 1992
Chicago (NL)	Wrigley Field	40,721	Aug. 5, 2019
Cincinnati	Great American	34,640	Aug. 6, 2013
Cleveland	Progressive Field	43,276	Aug. 24, 2000
Colorado	Coors Field	48,308	Aug. 30, 1997
Detroit	Comerica Park	42,477	June 30, 2014
Houston	Minute Maid Park	43,171	Aug. 27, 2018
Kansas City	Kauffman Stadium	41,329	Sept. 21, 1980
Los Angeles	Angel Stadium	61,696	Aug. 11, 1989
Los Angeles (NL)	Dodger Stadium	51,788	July 29, 2015
Miami	Marlins Park	21,917	June 29, 2014

Club	Ballpark	Att.	Date
Milwaukee	Miller Park	25,912	June 5, 2013
Minnesota	Target Field	40,847	Sept. 18, 2010
New York	Yankee Stadium	47,343	Aug. 23, 2011
New York (NL)	Citi Field	39,629	July 22, 2017
Philadelphia	Citizens Bank	45,863	June 26, 2011
Pittsburgh	PNC Park	30,549	June 19, 2002
San Diego	Petco Park	39,874	June 28, 2006
San Francisco	AT&T Park	43,069	May 21, 2005
Seattle	Safeco Field	47,065	April 8, 2016
St. Louis	Busch Stadium	44,871	June 26, 2019
Tampa Bay	Tropicana Field	35,325	July 26, 1998
Texas	Rangers Ballpark	50,708	July 31, 2004
Toronto	Rogers Centre	50,529	Sept. 8, 1993
Washington	Nationals Park	—	—

# COLISEUM RAINOUTS & SHORTENED GAMES

## RAINFALLS AT THE COLISEUM

1972	Sept. 25 vs. Minnesota	1982	Apr. 10 vs. Seattle	1993	Apr. 23 vs. Cleveland	2014	Mar. 29 vs. San Fran.*
	Sept. 26 vs. Minnesota	1983	Apr. 23 vs. Boston		May 27 vs. Minnesota		Apr. 1 vs. Cleveland
	Oct. 17 vs. Cincinnati		Apr. 30 vs. Detroit		May 15 vs. Baltimore		Apr. 4 vs. Seattle
1978	April 15 vs. California		Sept. 30 vs. Chicago	1996	Aug. 19 vs. Boston	2017	April 16 vs. Houston
	Apr. 24 vs. Minnesota	1988	May 6 vs. Cleveland	1997	Apr. 3 vs. New York		
1979	Apr. 26 vs. New York	1990	May 27 vs. Cleveland	1998	May 5 vs. Detroit		

\*indicates Spring Training

## SHORTENED GAMES IN OAKLAND

1968	vs. Detroit, May 24 (called after 7 innings tied at 2-2)
1971	vs. Kansas City, Apr. 9 (called after top of the 6th; A's won 5-0)
1999	vs. New York, Apr. 5 (called after 8 innings; A's won 5-3)
2002	vs. Seattle, Apr. 16 (called after top of the 7th; A's lost 6-2)
2005	vs. Texas, May 4 (called after top of the 9th; A's lost 16-7)
2012	vs. Kansas City, April 10 (called with two outs in top of 8th; A's lost 3-0)

## COLISEUM GROUND RULES

Fly ball striking foul poles and/or screen above fence	Home Run
Ball sticking or going behind fence padding in right or left field	Two Bases
Ball going into bullpen bench and rebounding on to playing field	In Play
Ball remaining on or under bullpen bench	Two Bases
Ball hitting any portion of the fence or screen in back of home plate	In Play

---

# ***MEDIA INFORMATION AND POLICIES***

---

Coming soon.

## OAKLAND ATHLETICS COMMUNICATIONS DEPARTMENT

### Communications Staff

	Direct Phone	E-Mail Address
Catherine Aker, Vice President, Marketing and Communications	(510) 563-2380	caker@athletics.com
Fernando Alcalá, Director of Baseball Communications	563-2236	falcala@athletics.com
Erica George, Director of Communications and Content	746-4419	egeorge@athletics.com
Mike Selleck, Baseball Information Manager	563-2233	mselleck@athletics.com
Mark Ling, Baseball Communications Manager	746-4418	mling@athletics.com
Olivia Hummer, Baseball Communications Coordinator	563-2207	ohummer@athletics.com

7000 Coliseum Way • Oakland, CA 94621  
(510) 638-4900

Virtual Press Box: [pressbox.athletics.com](http://pressbox.athletics.com)  
Website: [athletics.com](http://athletics.com)

## ATHLETICS ON THE AIR

### KEN KORACH

#### Radio Play-by-Play

The 2021 season marks Ken Korach's 30th year in the American League, his 26th with the A's and his 16th as the team's lead radio announcer. In the long history of the A's in Oakland, he has passed 2017 Ford C. Frick Award recipient Bill King for the most time spent doing play-by-play on radio for the A's.

Korach's first MLB job was in Chicago, where he spent four years broadcasting mostly weekend games for the White Sox. He also spent six full seasons in the minor leagues, beginning in 1984 with the Redwood Pioneers of the California League. He also worked in the Pacific Coast League in Phoenix (1986-87) and Las Vegas (1989-91). His national credits include broadcasting select MLB games for ESPN Radio and several bowl games.


Korach was hired in 1985 to broadcast San Jose State football on KCBS Radio and he spent 22 years doing football and basketball on radio and television for Sonoma State, San Jose State and UNLV.

He is the author of *Holy Toledo, Lessons from Bill King, Renaissance Man of the Mic*, which was published by Wellstone Books in 2013 and spent over a month as the number one best-selling baseball book on Amazon.com. Ken's second book, *If These Walls Could Talk: Oakland A's*, cowritten by then San Francisco Chronicle A's beat writer Susan Slusser, was released in the spring of 2019 by Triumph Books.

Korach was inducted into the Bay Area Radio Hall of Fame in September of 2019 and honored as the 2013 California Sportscaster of the Year and the 2001 Nevada Sportscaster of the Year by the National Sports Media Association. He was inducted in 2017 into the Jewish Sports Hall of Fame of Northern California and in 2003 into the Nevada Broadcasters Hall of Fame.

His charitable work includes the establishment of Ken Korach's A's Winning for the Community, which raised \$50,000 for the high school baseball programs in Oakland, including Ken's personal contribution of \$15,000.

Korach is a graduate of UC Santa Barbara and he and his wife Denise are parents of their daughter, Emilee. They make their home in Henderson, Nev. and Pleasanton, Calif.



### VINCE COTRONEO

#### Radio Play-by-Play

Vince Cotroneo begins his 16th season in the A's radio booth, where he again will work with broadcast partners Ken Korach and Ray Fosse in continuing the team's tradition of broadcasting excellence.

Prior to joining the A's, Cotroneo spent six seasons (1998-2003) as an announcer on the Texas Rangers broadcasts, where he partnered with Eric Nadel on the Rangers Radio Network. He also worked over 20 games on the television side during the 2002 season. Cotroneo joined the Rangers broadcast team in 1998 after spending seven seasons (1991-97) with the Houston Astros.

A 32-year broadcasting veteran, Cotroneo began his career with the Single-A Lynchburg Mets in 1984. He spent the next three seasons with the Double-A El Paso Diablos in the Milwaukee system before moving on to the Triple-A Iowa Cubs for the 1988 season. In his only season with Iowa, he was selected as the National Association's Minor League Announcer of the Year. Cotroneo joined the Astros organization the following season and was the radio voice of the Tucson Toros for two seasons (1989-90) before landing his first Major League job with the Astros in 1991.

A 1983 graduate of the University of Central Florida, Cotroneo and his wife, Veronica, have three children, Dominic, Olivia and Sophia.



## RAY FOSSE

### Radio and Television Analyst


Ray Fosse, former two-time Major League All-Star catcher and Emmy Award-winning broadcaster, celebrates his 36th consecutive season on radio and his 33rd season in the television booth as the A's game analyst.

Fosse, a 12-year major league veteran, played for the Cleveland Indians, Oakland A's, Seattle Mariners and Milwaukee Brewers, compiling a .256 batting average with 61 home runs. A native of Marion, Ill., Fosse attended Southern Illinois University, and was Cleveland's No. 1 draft pick in 1965. He made his Major League debut with the Indians in 1967 and spent the next six seasons in Cleveland. Fosse enjoyed his most productive season in 1970 when he batted .307 with a career-high 18 home runs and 61 RBI. He was named the American League All-Star catcher, received the Rawlings Gold Glove as the best defensive catcher in the American League and was voted Co-Man of the Year with Sam McDowell that season.

In 1971, Fosse was named starting catcher for the American League All-Star team and received his second Rawlings Gold Glove. He was traded to the Oakland A's in 1973 and played for the 1973 and 1974 World Champions in Oakland.

In 2002, Fosse was voted one of the 100 greatest players in Cleveland Indians history. He was named to the Oakland A's 50th Anniversary Team in 2018 and was inducted into the St. Louis Hall of Fame on February 11, 2019.

Ray and his wife, Carol, were married April 4, 1970, and celebrate their 51st anniversary in 2021. Ray and Carol reside in California and Arizona. They have two married daughters, four grandchildren and support several museums, universities, libraries and charitable organizations.



## GLEN KUIPER

### Television Play-by-Play

Glen Kuiper begins his 18th season in the A's television booth as the club's lead play-by-play voice.

Kuiper has covered the Bay Area baseball scene for NBC Sports California since 1992, serving as pre-game host and fill-in play-by-play announcer for both A's and Giants telecasts. He has also worked on Comcast SportsNet's Golden State Warriors and San Jose Sharks telecasts, along with numerous collegiate assignments and sideline reporting duties for select National Football League games on Fox. Kuiper has won 13 Northern California Emmy Awards for his coverage of Bay Area sports teams.

Glen is the youngest brother in a talented broadcasting family. His oldest brother, Duane, is a longtime member of the San Francisco Giants announcing team while older brother, Jeff, produces the Giants NBC Sports Bay Area telecasts.

Kuiper graduated from San Francisco State University with a bachelor's degree in broadcasting. He also attended the University of New Orleans and spent three years in the minor leagues. A native of Racine, Wis., Kuiper resides in Danville, Calif. with his wife, Amanda and two children, Jack and Annette.



### 2021 A'S RADIO NETWORK

Station	On Dial	City
Bloomberg	960 AM/ 103.7 HD-2	Bay Area
KAHI	104.5 FM/ 950 AM	Auburn
KATA	1340 AM/	Eureka
KBLF	1490 AM	Red Bluff
KDAC	1230 AM	Ft. Bragg
KESP	970 AM	Modesto
KFPT	790 AM	Fresno

Station	On Dial	City
KHTK	1140 AM	Sacramento
KMYC	1410 AM	Marysville
KNRO	1400 AM/ 103.9 FM	Redding
KPAY	1290 AM	Chico
KPOD	1240 AM/ 106.7 FM	Crescent City
KRKC	1490 AM/	King City

Station	On Dial	City
KUKI	1400 AM/ 103.3 FM	Ukiah
KXBX	1270 AM/	Lakeport
*KIQI	1010 AM	San Francisco
*KATD	990 AM	Pittsburg/ Antioch
*Spanish Radio Network		

## DALLAS BRADEN

### Television Analyst

Dallas Braden enters his fourth season as an A's television color commentator and field analyst after spending 2017 as a pre- and postgame host for NBC Sports California.

Braden was Oakland's 24th round pick in 2004 and made his Major League debut with the A's in 2007. In his five-year playing career—all with Oakland—he compiled a 26-36 record to go along with a 4.16 career ERA. The highlight of Braden's playing career came on May 9, 2010 when he threw the 19th perfect game in MLB history against the Tampa Bay Rays on Mother's Day.

After retiring in 2014, Braden joined ESPN as a studio and color analyst. He left ESPN in 2017 to join NBC Sports California.

A native of Stockton, Calif., Braden resides in Simi Valley, Calif. with his wife, Meg, their daughters Kinslee and Marlee, and his grandmother Peggy.



## CHRIS TOWNSEND

### Host and Senior Broadcast Producer

Chris Townsend enters his third season as Host and Senior Broadcast Producer for A's Cast. In this role, he is responsible for creating and delivering multimedia A's content across multiple platforms.

Townsend also hosts A's Cast Live, the A's pre- and post-game shows and is an in-studio host during the broadcasts. Fans will continue to be able to engage with him during the games on his social media channels.

Townsend has worked in numerous capacities covering the A's, from prior roles in both TV and radio. He joins the A's after working for a number of local sports companies, including Oakland Raiders, 95.7 The Game, KNBR 680 and CSN Sports Bay Area. Chris has lived in the Bay Area for more than 25 years after attending San Jose State and playing baseball for the Spartans.

His grandfather Bob Elliott was the first 3rd baseman in baseball history to win the MVP in 1947. Elliott was a seven-time all-star during his 15 year career. He also was the manager of the Kansas City Athletics in 1960.



## AMAURY PI-GONZÁLEZ

### Radio Play-by-Play (Spanish)

Amaury Pi-González, a pioneer in establishing Spanish baseball radio play-by-play in the Bay Area, serves as the "Voice of the A's" for Spanish broadcasts. This will be his 28th season doing A's broadcasts, having filled that role from 1978-93, 2009-10 and again the past nine seasons.

Well-known and respected in both English and Spanish media circles, Pi-González enters his 44th season in Major League Baseball in 2021. He began his career in 1977 with the Athletics and has also broadcast for the San Francisco Giants, Seattle Mariners and Los Angeles Angels. He was the Spanish play-by-play on Television for the Los Angeles Angels on Fox Deportes LA from 2010-17. Amaury also produces and hosts "Béisbol en la Bahía" for KIQI 1010 AM.

During his tenure, Pi-González has called the 1986 World Series for CBS Hispanic Network, the 1988, 1989 and 1990 Series for the A's, and the 2002 Series for the Giants. The Fremont, Calif., resident previously served five years as sports anchor for Telemundo TV48 in San Jose and was the Spanish voice for the NBA's Golden State Warriors (1992-98) and Los Angeles Clippers. In addition, he was the English voice for the Caribbean World Series for Fox Sports International in 2001 and 2002. Most recently, he called the A's playoff runs during the last three seasons for A's radio and provided color commentary for a San Jose Sharks game via their Spanish Radio/TV





SAP audio formats in both 2018 and 2019. He is a regular contributor to SportsRadioService.com, including a weekly podcast.

Born in Cuba, Amaury was inducted into the Cuban Sports Hall of Fame in 2004 and into the Hispanic Heritage Baseball Museum in 2004. He was inducted into the Bay Area Radio Hall of Fame in 2009 and is a cofounder and vice president of the Hispanic Heritage Baseball Museum and Hall of Fame, a Bay Area based non-profit. He was named to the New York City Advisory Board of the American Sportscasters Association in 2016. Pi-Gonzalez also called the victory parades for the Giants in 2010, 2012 and 2014, for the Warriors in 2015, and Sharks games in the Stanley Cup Finals in 2016 for Telemundo.

## MANOLO HERNÁNDEZ-DOUEN

### Radio Analyst and Play-by-Play (Spanish)


Manolo Hernández-Douen is in his 13th season as the Athletics analyst and play-by-play announcer for Spanish broadcasts. He has over 49 years of experience in journalism and has covered a variety of sports during that span.

A graduate of Universidad Católica Andrés Bello in his native Caracas, Hernández-Douen has covered the Olympic and Pan American Games, world championship boxing matches and winter league baseball, including the Caribbean Series. He was Venezuela’s Sportswriter of the Year in 1979 and for five seasons was the basketball radio analyst for the Caracas Liga Especial de Baloncesto team.

Since moving to California in 1982, he has covered the NBA and Major League Baseball for several of the highest circulation Spanish newspapers in the United States including La Opinión in Los Angeles.

Most recently, he was the Sports Editor for El Nuevo Herald in Miami from 2000 to 2007, covered feature stories for lasmayores.com (MLB in Spanish) from 2008-2017, he’s beisbolporgotas.com’s Editor/Writer and is in charge of his own sports podcast, AcciónXGotas.

A proud father of two, Franklin and Cristina, and Kayla’s, Khloe’s and Liliana’s grandfather, Manolo resides in San Leandro.




## JOSE LUIS ORELLANA

### Radio Analyst (Spanish)

Jose Luis Orellana is in his 10th season serving as the Athletics Spanish radio engineer and broadcaster. He has more than 37 years of experience in radio covering multiple sports.

A graduate of the University of El Salvador, Orellana began his career in 1980 covering first division soccer in his native El Salvador. During his career, he was a correspondent for “Punto Deportivo” and has covered events including the 1986 World Cup in Mexico, 1994 World Cup in the United States and the 1998 World Cup in France, as well as the 2002 Central America Student Games in El Salvador.

Orellana has two children, Jose and Carlos Alberto, and resides in Antioch.



### COLISEUM BATTING PRACTICE SCHEDULE

	12:37 Game Time	1:07 Game Time	6:07 Game Time	7:07 Game Time
A's Hit	Until 11:00	Until 11:30	Until 4:30	Until 5:30
Visitors Hit	11:00 – 11:40	11:30 – 12:10	4:30-5:10	5:30 – 6:10
A's Infield	11:40 – 11:50	12:10 – 12:20	5:10-5:20	6:10 – 6:20
Visitors Infield	11:50 – 12:00	12:20 – 12:30	5:20-5:30	6:20 – 6:30

# ATHLETICS BROADCAST HISTORY

1938	WIBG: By Saam	1978	KNEW: Bud Foster, Jim Peterson, Curt Flood	KNTA (Spanish): Amaury Pi-González, Erwin Higueros, Evelio Mendoza	
1939	WIBG: By Saam		KPIX-TV: Monte Moore, Wayne Walker, Curt Flood	1989	KSFO: Bill King, Lon Simmons, Ray Fosse
1940	WIBG: By Saam, Claude Haring		KBRG (Spanish): Amaury Pi-González, Julio Gonzalez		KPIX-TV, KICU-TV: Monte Moore, John Shrader, Ray Fosse
1941	WIBG: By Saam, Claude Haring	1979	KKIS: Red Rush, Hal Ramey		KNTA (Spanish): Amaury Pi-González, Erwin Higueros, Evelio Mendoza
1942	WIBG: By Saam, Claude Haring		KPIX-TV: Monte Moore, Wayne Walker	1990	KSFO: Bill King, Lon Simmons, Ray Fosse
1943	WIBG: By Saam, Claude Haring		KBRG (Spanish): Amaury Pi-González, Julio Gonzalez		KPIX-TV, KICU-TV, SportsChannel: Monte Moore, Ray Fosse
1944	WIBG: By Saam, Claude Haring	1980	KDJA: Red Rush, Dom Valentino, Ted Robinson		KNTA (Spanish): Amaury Pi-González, Erwin Higueros, Evelio Mendoza
1945	WIBG: By Saam, Claude Haring		KPIX-TV: Monte Moore, Wayne Walker	1991	KSFO: Bill King, Lon Simmons, Ray Fosse
1946	WIBG: By Saam, Claude Haring		KBRG (Spanish): Amaury Pi-González, Julio Gonzalez		KPIX-TV, KICU-TV, SportsChannel: Monte Moore, Ray Fosse, Greg Papa, Reggie Jackson, Bill Rigney
1947	WIBG: By Saam, Claude Haring	1981	KSFO: Bill King, Lon Simmons, Wayne Hagin		KNTA (Spanish): Amaury Pi-González, Erwin Higueros, Evelio Mendoza
1948	WIBG: By Saam, Claude Haring		KPIX-TV: Bill King, Wayne Walker	1992	KSFO: Bill King, Lon Simmons, Ray Fosse
1949	WIBG: By Saam, Claude Haring		KIQI (Spanish): Amaury Pi-González, Julio Gonzalez		KPIX-TV, KICU-TV, SportsChannel: Monte Moore, Ray Fosse, Greg Papa, Reggie Jackson, Bill Rigney
1950	WIBG: By Saam, Claude Haring	1982	KSFO: Bill King, Lon Simmons, Wayne Hagin		KNTA (Spanish): Amaury Pi-González, Erwin Higueros, Evelio Mendoza
1951	WIBG: By Saam, Claude Haring		KCRA-TV: Bill King, Lon Simmons, Harmon Killebrew	1993	KNEW: Bill King, Lon Simmons, Ray Fosse
1952	WIBG: By Saam, Claude Haring		KIQI (Spanish): Amaury Pi-González, Julio Gonzalez		KRON-TV, SportsChannel: Greg Papa, Dick Stockton, Ray Fosse
1953	WIBG: By Saam, Claude Haring	1983	KSFO: Bill King, Lon Simmons, Wayne Hagin		KNTA (Spanish): Amaury Pi-González, Erwin Higueros, Evelio Mendoza
1954	WIBG: By Saam, Claude Haring		KBHK-TV: Bill King, Lon Simmons, Bill Rigney	1994	KFRC: Bill King, Lon Simmons, Ray Fosse
1955	WDAF: Merle Harmon, Larry Ray		KIQI (Spanish): Amaury Pi-González, Julio Gonzalez		KRON-TV, SportsChannel: Greg Papa, Dick Stockton, Ray Fosse
1956	WDAF: Merle Harmon, Larry Ray	1984	KSFO: Bill King, Lon Simmons, Wayne Hagin		KNTA (Spanish): Amaury Pi-González, Erwin Higueros, Evelio Mendoza
1957	WDAF: Merle Harmon, Ed Edwards		KBHK-TV: Bill King, Lon Simmons, Bill Rigney	1995	KFRC: Bill King, Lon Simmons, Ray Fosse
1958	WDAF: Merle Harmon, Ed Edwards, Bill Grigsby		KBHQ (Spanish): Amaury Pi-González, Julio Gonzalez		KRON-TV, SportsChannel: Greg Papa, Dick Stockton, Ray Fosse
1959	WDAF: Merle Harmon, Bill Grigsby	1985	KSFO: Bill King, Lon Simmons, Wayne Hagin		KNTA (Spanish): Amaury Pi-González, Erwin Higueros, Evelio Mendoza
1960	WDAF: Merle Harmon, Bill Grigsby		KPIX-TV: Bill King, Lon Simmons, Ted Robinson		KSTS-TV (Spanish): Erwin Higueros, Amaury Pi-González
1961	WDAF: Merle Harmon, Bill Grigsby	1986	KSFO: Bill King, Lon Simmons, Ray Fosse		KCNS-TV (Cantonese/Mandarin)
1962	KCMO: Monte Moore, Bruce Rice		KPIX-TV: Bill King, Lon Simmons, Ted Robinson	1996	KFRC: Bill King, Ken Korach, Ray Fosse
1963	KCMO: Monte Moore, George Bryson	1987	KSFO: Bill King, Lon Simmons, Ray Fosse		KRON-TV, SportsChannel: Greg Papa, Dick Stockton, Ray Fosse
1964	KCMO: Monte Moore, George Bryson		KPIX-TV: Bill King, Lon Simmons, Ted Robinson		KNTA (Spanish): Erwin Higueros, Carlos Cesar Rivera
1965	KCMO: Monte Moore, Red Rush	1988	KSFO: Bill King, Lon Simmons, Ray Fosse		KSTS-TV (Spanish): Erwin Higueros, Ramon Diaz
1966	KCMO: Monte Moore, Lynn Faris		KPIX-TV: Bill King, Lon Simmons, Ted Robinson		KFRC: Bill King, Ken Korach, Ray Fosse
1967	KCMO: Monte Moore, Lynn Faris		KBRG (Spanish): Amaury Pi-González, Julio Gonzalez		KRON-TV, SportsChannel: Greg Papa, Ken Wilson, Ray Fosse
1968	KNBR: Monte Moore, Al Helfer		KSFO: Bill King, Lon Simmons, Ray Fosse		
1969	KNBR: Monte Moore, Al Helfer		KPIX-TV: Bill King, Lon Simmons, Ted Robinson		
1970	KNBR: Monte Moore, Harry Caray		KBRG (Spanish): Amaury Pi-González, Julio Gonzalez		
1971	KEEN: Monte Moore, Bob Elson, Red Rush		KSFO: Bill King, Lon Simmons, Ray Fosse		
1972	KEEN: Monte Moore, Jim Woods, Jim Piersall		KPIX-TV: Bill King, Lon Simmons, Ted Robinson		
1973	KEEN: Monte Moore, Jim Woods		KBRG (Spanish): Amaury Pi-González, Julio Gonzalez		
1974	KEEN: Monte Moore, Jon Miller, Bill Rigney		KSFO: Bill King, Lon Simmons, Ray Fosse		
1975	KEEN: Monte Moore, Bob Waller		KPIX-TV: Bill King, Lon Simmons, Ted Robinson		
1976	KNBR: Monte Moore, Bob Waller		KBRG (Spanish): Amaury Pi-González, Erwin Higueros		
1977	KNBR: Monte Moore, Bob Waller		KSFO: Bill King, Lon Simmons, Ray Fosse		
	KPIX-TV: Monte Moore, Wayne Walker		KPIX-TV: Monte Moore, John Shrader, Ray Fosse		
	KBRG (Spanish): Amaury Pi-González, Julio Gonzalez				

	KNTA (Spanish): Tito Fuentes, Carlos Cesar Rivera KSTS-TV (Spanish): Erwin Higueros, Ramon Diaz		
1997	KFRC: Bill King, Ken Korach, Ray Fosse KRON-TV, SportsChannel: Greg Papa, Ken Wilson, Ray Fosse KNTA (Spanish): Tito Fuentes, Carlos Cesar Rivera KSTS-TV (Spanish): Erwin Higueros, Ramon Diaz	2007	KFRC/KYCY: Ken Korach, Vince Cotroneo, Ray Fosse KICU-TV, Fox Sports Bay Area: Glen Kuiper, Ray Fosse
1998	KFRC: Bill King, Ken Korach, Ray Fosse KRON-TV, Fox Sports Bay Area: Greg Papa, Ken Wilson, Ray Fosse	2008	KFRC/KYCY: Ken Korach, Vince Cotroneo, Ray Fosse KICU-TV, Comcast SportsNet Bay Area: Glen Kuiper, Ray Fosse
1999	KABL: Bill King, Ken Korach, Ray Fosse KICU-TV, Fox Sports Bay Area: Greg Papa, Ray Fosse	2009	KTRB: Ken Korach, Vince Cotroneo, Ray Fosse Comcast SportsNet California: Glen Kuiper, Ray Fosse KDIA (Spanish): Amaury Pi-González, Manolo Hernández-Douen
2000	KABL: Bill King, Ken Korach, Ray Fosse KICU-TV, Fox Sports Bay Area: Greg Papa, Ray Fosse	2010	KTRB: Ken Korach, Vince Cotroneo, Ray Fosse Comcast SportsNet California: Glen Kuiper, Ray Fosse KDIA (Spanish): Amaury Pi-González, Manolo Hernández-Douen
2001	KABL: Bill King, Ken Korach, Ray Fosse KICU-TV, Fox Sports Bay Area: Greg Papa, Ray Fosse	2011	95.7 FM THE GAME: Ken Korach, Vince Cotroneo Comcast SportsNet California: Glen Kuiper, Ray Fosse
2002	KFRC: Bill King, Ken Korach, Ray Fosse KICU-TV, Fox Sports Bay Area: Greg Papa, Ray Fosse	2012	95.7 FM THE GAME: Ken Korach, Vince Cotroneo, Ray Fosse Comcast SportsNet California: Glen Kuiper, Ray Fosse, Scott Hatteberg KIQI (Spanish): Amaury Pi-González, Manolo Hernández-Douen
2003	KFRC: Bill King, Ken Korach, Ray Fosse KICU-TV, Fox Sports Bay Area: Greg Papa, Ray Fosse KKSF (Spanish): Julio Gonzalez, Fernando Areas	2013	95.7 FM THE GAME: Ken Korach, Vince Cotroneo, Ray Fosse Comcast SportsNet California: Glen Kuiper, Ray Fosse, Scott Hatteberg KIQI (Spanish): Amaury Pi-González, Manolo Hernández-Douen
2004	KFRC: Bill King, Ken Korach, Ray Fosse KICU-TV, Fox Sports Bay Area: Hank Greenwald, Ray Fosse, Glen Kuiper, Tim Roye KKSF (Spanish): Julio Gonzalez, Fernando Areas	2014	95.7 FM THE GAME: Ken Korach, Vince Cotroneo, Ray Fosse Comcast SportsNet California: Glen Kuiper, Ray Fosse, Shooty Babitt KIQI (Spanish): Amaury Pi-González, Manolo Hernández-Douen
2005	KFRC: Bill King, Ken Korach, Ray Fosse KICU-TV, Fox Sports Bay Area: Hank Greenwald, Ray Fosse, Glen Kuiper, Tim Roye KKSF (Spanish): Fernando Areas, Jose Castro	2015	95.7 FM THE GAME: Ken Korach, Vince Cotroneo, Ray Fosse Comcast SportsNet California: Glen Kuiper, Ray Fosse, Eric Chavez KIQI (Spanish): Amaury Pi-González, Manolo Hernández-Douen
2006	KYCY: Ken Korach, Vince Cotroneo, Ray Fosse KICU-TV, Fox Sports Bay Area: Glen Kuiper, Ray Fosse, Tim Roye	2016	95.7 FM THE GAME: Ken Korach, Vince Cotroneo, Ray Fosse Comcast SportsNet California: Glen Kuiper, Ray Fosse, Mark Mulder KIQI (Spanish): Amaury Pi-González, Manolo Hernández-Douen
		2017	95.7 FM THE GAME: Ken Korach, Vince Cotroneo, Ray Fosse NBC Sports California: Glen Kuiper, Ray Fosse, Mark Mulder KIQI (Spanish): Amaury Pi-González, Manolo Hernández-Douen
		2018	95.7 FM THE GAME: Ken Korach, Vince Cotroneo, Ray Fosse NBC Sports California: Glen Kuiper, Ray Fosse, Dallas Braden KIQI (Spanish): Amaury Pi-González, Manolo Hernández-Douen, Luis Orellana
		2019	KTRB/KHTK/A's Cast on TuneIn: Ken Korach, Vince Cotroneo, Ray Fosse NBC Sports California: Glen Kuiper, Ray Fosse, Dallas Braden KIQI (Spanish): Amaury Pi-González, Manolo Hernández-Douen, Luis Orellana
		2020	A's Cast on iHeart Radio/KNEW/: Ken Korach, Vince Cotroneo, Ray Fosse NBC Sports California: Glen Kuiper, Ray Fosse, Dallas Braden KIQI (Spanish): Amaury Pi-González, Manolo Hernández-Douen, Luis Orellana

## A'S CAST

A's Cast is a free 24/7 streaming station on the iHeartRadio app that allows Oakland A's fans, and baseball fans alike, to experience exclusive live and recorded content throughout each day in Northern California. A's Cast includes all live game broadcasts and over 10 unique podcast titles that are transmitted on the iHeartRadio web and mobile platforms. Each show is also available on-demand for users outside of Northern California on Athletics.com/AsCast.

---

## SPRING TRAINING INFORMATION

---

**REPORTING DATES:** Pitchers and catchers have their first workout Wednesday, Feb. 17. The first full squad workout is Monday, Feb. 22.

**MEDIA INFORMATION:** For daily credentials, apply online at [credentials.mlb.com](http://credentials.mlb.com).

**HEADQUARTERS HOTEL:** Doubletree Guest Suites, 320 North 44th Street, Phoenix, Arizona, 85008. (602) 225-0500.

**MINOR LEAGUE HEADQUARTERS:** Lew Wolff Training Complex, 160 East Athletics Way, Mesa, Arizona, 85201. (480) 387-5800.

**STADIUM:** Hohokam Stadium (Capacity: 10,000), 1235 N. Center Street, Mesa, Arizona, 85201. (480) 907-5488. Press Box: (480) 907-5253.

---

## SPRING TRAINING SCHEDULE

---

Day	Date	Opponent	Site	Time
Sun.	Feb 28	Los Angeles (NL)	Mesa	1:05 pm
Mon.	March 1	Cincinnati	Mesa	1:05 pm
Tues.	March 2	at Milwaukee	Maryvale	1:10 pm
Wed.	March 3	at Colorado	Salt River	1:10 pm
Thur.	March 4	OFF DAY		
Fri.	March 5	Los Angeles (AL)	Mesa	1:05 pm
Sat.	March 6	at Seattle	Peoria	1:10 pm
Sun.	March 7	Cleveland	Mesa	1:05 pm
Mon.	March 8	at Kansas City	Surprise	1:05 pm
Tues.	March 9	at Chicago (NL)	Mesa (Sloan)	1:05 pm
Wed.	March 10	Milwaukee	Mesa	1:05 pm
Thur.	March 11	at Texas	Surprise	1:05 pm
Fri.	March 12	San Diego	Mesa	1:05 pm
Sat.	March 13	at Cincinnati	Goodyear	6:05 pm
Sun.	March 14	Chicago (AL)	Mesa	1:05 pm
Mon.	March 15	at Cleveland	Goodyear	1:05 pm
Tues.	March 16	at Arizona	Salt River	1:10 pm
Wed.	March 17	Kansas City	Mesa	1:05 pm
Thur.	March 18	at San Diego	Peoria	1:10 pm
Fri.	March 19	Chicago (NL)	Mesa	1:05 pm
Sat.	March 20	at Los Angeles (AL)	Tempe	1:10 pm
Sun.	March 21	OFF DAY		
Mon.	March 22	Arizona	Mesa	1:05 pm
Tues.	March 23	Colorado	Mesa	1:05 pm
Wed.	March 24	at Chicago (AL)	Glendale	1:05 pm
Thur.	March 25	Seattle	Mesa	1:05 pm
Fri.	March 26	at Los Angeles (NL)	Glendale	6:05 pm
Sat.	March 27	Texas	Mesa	1:05 pm
Sun.	March 28	at San Francisco	Scottsdale	1:05 pm
Mon.	March 29	San Francisco	Mesa	12:05 pm

All times are local

# PAST SPRING TRAINING RECORDS

YEAR	SITE	RECORD	HOME		YEAR	SITE	RECORD	HOME	
			ATTENDANCE	DATES				ATTENDANCE	DATES
1968	Bradenton, FL	15-12	—	—	1995	Phoenix, AZ	15-11-1	41,893	15
1969	Mesa, AZ	10-14	12,003	13			6-4-2	16,617	6
1970	Mesa, AZ	15-13	17,614	14	1996	Phoenix, AZ	16-16-1	86,543	15
1971	Mesa, AZ	12-15	14,889	16	1997	Phoenix, AZ	17-15-1	103,298	18
1972	Mesa, AZ	9-11	17,295	13	1998	Phoenix, AZ	18-13	93,261	17
1973	Mesa, AZ	14-10	21,206	14	1999	Phoenix, AZ	16-17	92,110	16
1974	Mesa, AZ	8-16	26,732	12	2000	Phoenix, AZ	20-11-1	77,781	14
1975	Mesa, AZ	7-11	36,732	10	2001	Phoenix, AZ	22-10	110,876	15
1976	Mesa, AZ	4-10	21,373	9	2002	Phoenix, AZ	17-15-1	118,268	17
1977	Mesa, AZ	12-15	24,446	16	2003	Phoenix, AZ	16-13-2	81,537	14
1978	Mesa, AZ	9-15	28,695	12	2004	Phoenix, AZ	19-14-1	123,535	16
1979	Scottsdale, AZ	12-10	13,295	9	2005	Phoenix, AZ	15-18	129,434	17
1980	Scottsdale, AZ	13-7	19,098	10	2006	Phoenix, AZ	15-17	113,077	16
1981	Scottsdale, AZ	17-10	37,899	13	2007	Phoenix, AZ	17-12-2	113,033	15
1982	Phoenix, AZ	8-14	42,043	10	2008	Phoenix, AZ	18-8	88,617	13
1983	Phoenix, AZ	14-11	28,621	9	2009	Phoenix, AZ	17-18-2	105,147	18
1984	Phoenix, AZ	12-14	33,352	12	2010	Phoenix, AZ	12-17-3	105,507	16
1985	Phoenix, AZ	13-13-1	49,718	13	2011	Phoenix, AZ	12-21-1	98,349	17
1986	Phoenix, AZ	17-12	68,292	15	2012	Phoenix, AZ	15-7-2	72,617	11
1987	Phoenix, AZ	14-15	88,994	14	2013	Phoenix, AZ	17-13-3	88,202	16
1988	Phoenix, AZ	14-16	129,120	15	2014	Phoenix, AZ	15-13-5	78,011	15
1989	Phoenix, AZ	19-13	152,416	16	2015	Mesa, AZ	22-11-2	110,059	15
1990	Phoenix, AZ	6-10	81,490	9	2016	Mesa, AZ	12-17-3	100,614	15
1991	Phoenix, AZ	13-16-1	156,345	16	2017	Mesa, AZ	16-18	99,008	16
1992	Phoenix, AZ	15-13	131,460	14	2018	Mesa, AZ	14-16-2	104,693	17
1993	Phoenix, AZ	15-18-1	174,911	19	2019	Mesa, AZ	14-8	68,991	11
1994	Phoenix, AZ	19-11	126,160	15	2020	Mesa, AZ	13-10	53,351	10

## MEDIA GUIDE CREDITS

The 2021 Oakland Athletics Media Guide is a production of the Oakland Athletics Communications Department, Oakland Coliseum Way, Oakland, CA 94621. The guide was edited by Mike Selleck with assistance from Fernando Alcalá, Mark Ling and Olivia Hummer. The cover was designed by Garrett Lyons.

Photography by Michael Zagaris, Oakland A's; Ron Riesterer, Oakland Tribune; Doug McWilliams; National Baseball Hall of Fame and Oakland A's archives.

Statistical assistance from Major League Baseball's Information System, Elias Sports Bureau, Stats Inc., Bill Arnold of The Sports Features Group, Retrosheet and Baseball Reference.

Additional and updated information, statistics or photos are available to accredited news sources by contacting the A's Communications Department or by logging onto the team's virtual pressbox—pressbox.athletics.com.

---

## OAKLAND A'S IN THE COMMUNITY

---

The Oakland A's are proud of their rich tradition in Oakland and will continue to deliver experiences that enhance, connect, and entertain our community. The Club is committed to meeting the social, cultural, and educational needs of the community and accomplishes this work through the team's community engagement initiatives and its charitable arm, the Oakland A's Community Fund. The Oakland A's Community Fund takes an innovative and dynamic approach to support education, promote youth sports, and provide economic opportunity in order to help make Oakland and the East Bay a more equitable and inclusive community.

### SUPPORTING YOUTH EDUCATION

The A's education initiatives focus on literacy education and scholarships.

- **Home Run Readers** – Home Run Readers, presented by Ross Dress for Less, is a literacy program designed to help young students develop a lifelong love for reading by offering them monthly incentives when their classroom hits its reading goals.
- **The Bay Area All-Star Scholarship Team** – The Bay Area All-Star Scholarship Team (BAASST) is a partnership established in 1996 by the Oakland Athletics, Golden State Warriors, San Francisco 49ers, San Francisco Giants, San Jose Earthquakes, and San Jose Sharks. Through this program, the Oakland A's annually select one student attending an Alameda County public high school to receive a \$5,000 scholarship.
- **Bill King Scholarship** – Established in memory of Bill King, long-time legendary Bay Area sports announcer, the Oakland A's awards one \$5,000 scholarship each season to an undergraduate student that is majoring in journalism or broadcasting.

### YOUTH BASEBALL AND SOFTBALL

The A's are committed to providing youth the opportunity to learn and grow their love of baseball and softball through:

- **Future A's** – Future A's, presented by Kaiser Permanente, is the Club's youth baseball and softball initiative. In addition to providing complimentary jerseys and hats to local youth baseball and softball leagues, teams will receive benefits and support, including grants, and unique virtual training and activities. The A's distributed more than 22,000 uniforms to local leagues in 2020.
- **PLAY BALL** - A's PLAY BALL supports Major League Baseball's collective initiative that encourages young people and communities to engage in baseball and softball activities. PLAY BALL demonstrates the positive ways the game can serve as an outlet for physical activity, fun with friends, and learning how to play the sport at its most fundamental levels. The A's are bringing PLAY BALL to the home of our fans with baseball skills and drills videos made especially for our youth 18U.

### SOCIAL JUSTICE

The A's stand in solidarity with the Black community against racism and injustice. With our resources, we support, contribute, and amplify local organizations that work tirelessly to serve the needs of the Black community in Oakland and beyond. Visit [athletics.com/BLM](https://athletics.com/BLM) for more information. In 2020, the A's supported the Bay Area through:

- \$345,000 donated to social justice organizations
- **Social Content Series:** A Conversations about Race: Reflection & Action - Each week, A's VP of Government Affairs, Taj Tashombe, hosts a conversation about race with special guests via A's Facebook & Instagram Live.
- Season-long awareness campaigns in the ballpark, on A's social media channels and in-broadcast
- **Non-Profit Partner of the Game:** Awareness to 19 social justice organizations in the Bay Area by application of their work on social justice platforms

**Dick Callahan**  
**Nov. 11, 1940 - Jan 29, 2021**

Born in Scranton, PA on Nov. 11, 1940, Dick Callahan's impact on Bay Area sports, and Bay Area culture as a whole, cannot be overstated. Before becoming the unforgettable public address announcer we know him as today, Dick was just a regular kid from Pennsylvania coal country.

An alumnus of St. Jerome's University in Waterloo, Canada, Dick began his public address career at St. Mary's College in Moraga. He then served as the voice of the Golden State Warriors from 1981-2000, Cal Bears football for nearly a decade, and the Oakland A's from 2005-2020. In all, he announced an estimated 2,700 games across all sports, and he was proud of having announced at least once for every Bay Area sports team.

Despite the undeniable fact that he was a Bay Area sports icon, Dick was ever humble, always saying, "They don't spend money on a ticket to hear me." He worked tirelessly, studying scripts and pronunciations in advance of each game. He routinely served as a volunteer emcee for local youth and charity events and "treated every game like it was his first," all while running a successful insurance business.

One of the highlights of Dick's career came on May 7, 2019, when he celebrated his 1,000th game as PA announcer for the A's on the same night that Mike Fiers no-hit the Cincinnati Reds. The A's were also fortunate to have Dick in the booth for many other historic on-field performances including Dallas Braden's perfect game and Sean Manaea's no-hitter.

Dick was an iconic PA announcer, but most importantly he was a beloved husband, father, grandfather, and friend. We'll miss you, Dick.



***"Fans, as you drive home, please do so sssssssafely."***

***Pedro Gomez***  
***Aug. 20, 1962 - Feb. 7, 2021***

Pedro Gomez, born on Aug. 20, 1962, made an indelible mark in the sports world with his reporting, but his lasting legacy will be the countless relationships he formed and nurtured over the short 58 years that he was able to share with us.

Pedro began his career with the Miami News (1985-88) and San Diego Union (1988-90) before moving to the Bay Area as the Oakland A's beat writer at the San Jose Mercury News (1990-94) and the Sacramento Bee (1995-97). During his one-year hiatus from the A's beat, he served as the national baseball writer for the Miami Herald (1994-95).

After his second tenure in Oakland, he was a sports columnist and national baseball writer for the Arizona Republic (1997-2003), before joining ESPN where he was a correspondent on SportsCenter, Baseball Tonight and additional studio shows.

During his time with ESPN, he covered everything from the quest for Babe Ruth's home run record to MLB's historic return to Cuba in 2016. He covered more than 25 World Series, 22 All-Star Games and was a voting member for the Baseball Hall of Fame as a member of the Baseball Writers Association of America.

For over 35 years, he gave us a glimpse into the sports world with behind the scenes access, but the lasting memories that he left us with will last a lifetime.

We'll miss you, Pedro.

