

Phillies™



2021
Media Guide



Phillies

The 2021 Philadelphia Phillies Media Guide was published in March 2021. Newspapers, websites, magazines, radio and television stations needing additional information should contact the Phillies Communications Department at: Citizens Bank Park, One Citizens Bank Way, Philadelphia, PA 19148; (215) 463-6000.

CREDITS

Executive Editor: Bonnie Clark

Editor: Christine Negley

Associate Editors: Greg Casterioto, Chris Ware, Kenny Ayres, Jim Hogan

Cover Design: Melissa Maani

Photography: Miles Kennedy, Mitchell Leff, Heddy Bergsman, Chanda Jones, Geneva Heffernan, Phil Flynn, Steven J. Nesius,

Tom Briglia, Rusty Kennedy, Rosemary Rahn, Al Tielemans, Cheryl Pursell/Lehigh Valley IronPigs, MLB Photos, Getty Images

Statistics provided by MLB Baseball Information System, Elias Sports Bureau and STATS, Inc.

Special thanks to Larry Shenk, Jay McLaughlin and Skip Clayton

Copyright © 2021 The Phillies

TABLE OF CONTENTS

PERSONNEL

Baseball Personnel	15-23
Club Ambassadors	30
Clubhouse Personnel	24
Executives	7-14
Front Office Personnel	4-6
Medical Personnel	25-28
Ownership	7
Special Advisors	29

2021 PHILLIES

2021 40-Man Roster & Non-Roster Invitees	48-50
Coaching Staff	35-47
Manager Joe Girardi	32-34
Player Biographies	51-202

2020 REVIEW

Day By Day	214
Detailed Fielding	212
Detailed Hitting	210
Final Statistics	206
Highs & Lows	215
Major League Standings	205
Miscellaneous Club Statistics	210
Pinch Hitting	207
Runners in Scoring Position	207
Spring Training Statistics	208-209
Starters by Batting Order	207
Starters by Fielding Position	206
Team Hitting	211
Team Notes	204
Team Pitching	211
Transactions	213
Wild Card Standings	205

HISTORY

All-Time Coaches Roster	227
All-Time Win/Loss Records	259
All-Time Roster	220-226
Attendance Records	258
Best Season Records	260
Best/Worst Homestands & Road Trips	261
Best/Worst Monthly Records	263
Club Streaks	265
Draft Selections	257
Important Dates	230
Interleague Play	259
Last Time It Happened	232
Long Games	264
Managers	227
Miscellaneous Club Records	265
Opening Day	231
Phillies All-Time Postseason Leaders	256
Phillies Team History	218-219
Postseason History	243-255
Regulars by Position	234-237
Retired Numbers	238-242
Season Starts	260
Service Time	233
Sweep Information	262
Tie Games	230
Trades	232
Uniform Numbers	230
Year-By-Year Finish	228-229

AWARDS

All-Star Games in Philadelphia	268-269
All-Star Selections	268
All-Vet Team	272
Award Winners	270-271
BBWAA Awards	276
Bill Giles and Larry Rojas Awards	273
Centennial Team	272
Dallas Green Award	274
Gold Glove Award Winners	272
John Vukovich Award	274
Miscellaneous All-Star Information	269
National Baseball Hall of Famers	276

AWARDS (cont.)

Paul Owens Award	273
Richie Ashburn & David Montgomery Award	274
Roberto Clemente Award	272
Silver Slugger Award Winners	271
Wall of Fame	275

HITTING

Big Innings	305
Career Batting Top 10	278
Double Figures	280
First Major League Hit a Home Run	284
Grand Slams	287
Hitting Streaks	310
Home Runs	281-282
Home Runs – Game	283-284
Home Runs – Season	285-286
Individual Batting Records	306-307
Inside-the-Park Home Runs	288
Phillies Batting Champions	280
Phillies Hitting for the Cycle	280
Pinch Hitting	290-292
Pinch-Hitting Records	309
Runs Batted In	289
Runs, Hits – Game	304
Season Batting Top 10	279
Season Leaders	293-295
Season Leaders by Position	295
Stolen Bases	302-303
Team Batting Records	308-309
Walk-Off Home Runs	288
Yearly Batting Leaders	296-301

PITCHING

Career Pitching Top 10	312
Individual Pitching Records	324-325
Miscellaneous Pitching Records	315-316
No-Hitters/One-Hitters	314
Non-Pitchers Who Pitched	317
Scoreless Streaks	319
Season Leaders	318-319
Season Pitching Top 10	313
Shutouts	315
Team Pitching Records	326
Winning & Losing Streaks	317
Yearly Pitching Leaders	320-323

DEFENSE

All-Time Fielding Team	328
Career Games by Position	332
Club Fielding Records	331
Consecutive Errorless Games by Position	332
Fielding Records by Position	331
League Leaders – Defense	328
Outfield Assists	330
Triple Plays	329

SCOUTING & PLAYER DEVELOPMENT

Minor League Affiliates	347
Minor League Players	348-394
Minor League Staff	337-346
Scouting Staff	334-336

GENERAL INFORMATION

2021 Media Information	402-403
Citizens Bank Park Directory	406
Citizens Bank Park Facts	408-412
Citizens Bank Park Ground Rules	413
Citizens Bank Park Seating Diagram	407
How to Figure	414
Phillie Phanatic	412
Phillies Broadcasters	396-400
Phillies in the Community	404-405
Phillies Television & Radio Networks	401
Public Address Announcer	400
Qualifying Marks	413
Rain Rules	414
Rules of Interest	414
Spring Training Information	415-416



NATIONAL BASEBALL HALL OF FAME AND MUSEUM

25 Main Street, Cooperstown, New York 13326

Phone: (607) 547-7200

Public Relations: (607) 547-0215

E-mail address: info@baseballhall.org

Website: baseballhall.org

Summer Hours: Memorial Day Weekend - Labor Day Weekend: 9 a.m. to 9 p.m.

Regular Hours: 9 a.m. to 5 p.m.

Holiday Closings: Thanksgiving Day, Christmas Day, and New Year's Day.

DIRECTORY: Jane Forbes Clark (Chairman), Tim Mead (President), Jeff Jones (Senior Vice President of Finance and Administration), Sean Gahagan (Vice President, Retail Merchandising & Licensing), Erik Strohl (Vice President, Exhibitions and Collections), Ken Meifert (Vice President, Sponsorship & Development)
PR CONTACTS: Jon Shestakofsky (Vice President, Communications & Education) and Craig Muder (Comm. Director)

HALL OF FAME INDUCTION 2021: Sunday, July 25

Class of 2020: Derek Jeter, Marvin Miller, Ted Simmons and Larry Walker

PHILLIES IN THE HALL OF FAME

A total of 39 players, managers and executives in the Hall of Fame, including 2019 electee Roy Halladay, spent some of their professional careers with the Philadelphia Phillies. Eleven of those 38 spent the majority of their careers in a Phillies uniform, including Grover Cleveland Alexander, Richie Ashburn, Dave Bancroft, Steve Carlton, Ed Delahanty, Billy Hamilton, Chuck Klein, Robin Roberts, Mike Schmidt, Sam Thompson and Harry Wright. For a complete list of Phillies in the Hall of Fame, visit the "Hall of Famers" team pages at www.baseballhall.org.

NOTABLE PHILLIES ARTIFACTS IN COOPERSTOWN

- Jersey worn by All-Star pitcher Aaron Nola on Sept. 29, 2018.
- Game-used ball and a cap worn by Cole Hamels on July 25, 2015 when he threw a no-hitter in his final start for the Phillies.
- Cap worn by Cole Hamels, a game-used baseball and manager Ryne Sandberg's lineup card from when four pitchers combined to throw a no-hitter on Sept. 1, 2014.
- Cap worn by Wilson Valdez on May 26, 2011 during his 19th-inning relief win after playing the first 18 innings at second base, becoming the first player to start a game and earn the win since Babe Ruth in 1921.
- Game ball and a jersey worn by Roy Halladay during his NLDS no-hitter on Oct. 6, 2010.
- Cap worn by Roy Halladay when he threw the 20th perfect game in major league history on May 29, 2010 against the Marlins and a game ball.
- Cap worn by Game One starter Cliff Lee during the 2009 World Series.
- Bat used by Chase Utley in the 2009 World Series when he tied Hall of Famer Reggie Jackson's mark for home runs in a single World Series.
- Jersey worn by 2008 World Series MVP Cole Hamels during the deciding Game Five.
- Bat used by Ryan Howard to hit two home runs during Game Four of the 2008 World Series.
- Helmet used by Carlos Ruiz from his home run and his game-winning hit in Game Three of the 2008 World Series.
- Spikes worn by Jimmy Rollins on the final day of the 2007 season, in which he became the fourth player in MLB history to hit 20 doubles, triples and home runs with 20 steals.
- Jersey worn by Jim Thome when he hit his 400th career home run on June 14, 2004.
- Phillies Phanatic costume donated in 2002 to mark the 25th anniversary of the mascot.
- Cap worn by Curt Schilling to record his 319th K in 1997, a post-1900 NL mark for righties.
- Cap, jersey and pants worn by Mike Schmidt to hit his 500th home run on April 18, 1987.
- Ball thrown by Steve Carlton to record career strikeout No. 3,521 on June 7, 1983.



Jersey worn by All-Star pitcher Aaron Nola on Sept. 29, 2018.

A LOOK AHEAD TO 2022

Ballots for the 2022 Hall of Fame/BBWAA election will be distributed following the 2021 season with results from the voting scheduled to be announced in January 2022. A partial list of first-year candidates for election includes Prince Fielder, David Ortiz, Alex Rodríguez and Mark Teixeira. Historical information on past BBWAA elections and the election process can be accessed at www.baseballhall.org or by contacting the Hall of Fame Communications department.

CONNECT TO COOPERSTOWN

- For up-to-the-minute news from Cooperstown, visit at www.baseballhall.org. Stay up-to-date on all the activity at the Hall of Fame's official site, on Twitter @baseballhall and through social networking on Facebook, Instagram and YouTube.
- If you would like to receive interesting stories and timely news items direct from the Hall of Fame and get the inside track on the latest happenings in Cooperstown, sign up for *Inside Pitch*. There's no cost to receive our weekly electronic newsletter in your e-mail box at home or work and it's easy to enroll: Just log on to www.baseballhall.org/media/museum-facts.
- If you have an interest in receiving *Around The Horn*, the Hall's monthly media newsletter, please send an e-mail to info@baseballhall.org. Be sure to include your name, name of organization and e-mail address. Or visit www.baseballhall.org/media-info.

RESEARCH ASSISTANCE

The Hall of Fame is pleased to provide assistance in baseball research and members of the media are encouraged to utilize this valuable baseball resource whenever necessary by calling the Public Relations department at (607) 547-0215, or the Library Reference desk at (607) 547-0330.

PERSONNEL



FRONT OFFICE PERSONNEL

EXECUTIVE MANAGEMENT

Managing Partner	John Middleton
President	Andy MacPhail
President, Baseball Operations	David Dombrowski
Executive Vice President	David Buck
Chairman Emeritus	Bill Giles
Senior Vice President & Chief Financial Officer	John Nickolas
Senior Vice President & General Counsel	Rick Strouse
Senior Vice President, Ticket Operations & Projects	John Weber
Strategy & Development Officer	Matt Klentak
Manager, Executive Office	Adele MacDonald
Manager, Ownership	Christa Linzey
Coordinator, Executive Office	Amy Harris
Special Advisor	Mike Schmidt
Special Advisor	Jimmy Rollins

Legal and Human Resources

Senior Vice President & General Counsel	Rick Strouse
Associate General Counsel	Leslie Safran
Director, Human Resources & Benefits	JoAnn Marano
Director, Human Resources	Marie Hanley
Executive Legal Assistant	Renita Martin
Human Resources Generalist	Jon Madden
Coordinator, Human Resources	Adina Lowry

Administration

Vice President, Administration	Kathy Killian
Coordinator, Employee Dining Services	Donna Walton
Employee Dining Services	Sharon von Fischer

Technology Services

Vice President, Chief Technology Officer	Sean Walker
Director, Information Technology	Bob Tonnon
Director, Technology Systems Architect	Kevin Donohue
Director, Technology Services	Matt Bryan
Manager, Technology Services	Kevin Stephens
Manager, Technology Services	Michael Cunningham
Technical Project Manager	Tricia Rubino
CRM Administrator	Jay McLaughlin
Software Engineer	Akshar Amin
Help Desk Technician	Jake Adams

BASEBALL OPERATIONS

Vice President & General Manager	Sam Fuld
Assistant General Manager	Bryan Minniti
Assistant General Manager	Scott Proefrock
Assistant General Manager	Ned Rice
Assistant General Manager	Jorge Velandia
Senior Advisor	Pat Gillick
Senior Advisor to the General Manager	Larry Bowa
Senior Advisor to the General Manager	Charlie Manuel
Special Assistant to the General Manager	Terry Ryan
Director, Strategic Initiatives	Andy Galdi
Director, Mental Performance	Ceci Craft
Manager, Player Procurement	Chris Cashman
Manager, Baseball Operations	Corinne Landrey
Assistant, Baseball Operations	Trey Baur
Coordinator, Advance Scouting	Shaun Rubin
Coordinator, Advance Scouting	Josh Studnitzner
Manager, Team Travel	Jameson Hall
Coordinator, Team Travel	Michael Roche
Spanish Language Interpreter	Diego Eteddgui

Scouting

Director, Amateur Scouting	Brian Barber
Director, Amateur Scouting Administration	Rob Holiday
Assistant Director, Amateur Scouting	Greg Schilz
National Scouting Coordinator	Darrell Connor
National Scouting Coordinator	David Crowson
Director, International Scouting	Sal Agostinelli
Coordinator, International Scouting	Derrick Chung
Director, Professional Scouting	Mike Ondo

Player Development

Director, Player Development	Josh Bonifay
Director, Minor League Operations	Lee McDaniel
Special Assistant to Player Development	Steve Noworyta
Assistant Director, Player Development	Dana Parks
Assistant Director,	

Minor League Operations/Florida	Joe Cynar
Assistant Director, International Operations	Ray Robles
Manager, Language Education and	

Cultural Assimilation	Kiah Villaman
Minor League Player Information Coordinator	Ben Werthan
Player Information Assistant	Kevin Mahala
Player Information Assistant	Cesar Ramos
Minor League Athletic Training Coordinator	Mike Hefta
Minor League Strength and	

Conditioning Coordinator	Furey Leva
Physical Therapist	Alex Plum

Minor League Nutrition Coordinator	Ellen Rice
Coordinator, Mental Performance	Hannah Huesman
Mental Performance Coach	Frances Cardenas
Mental Performance Coach	Geoff Miller

Assistant Video Coordinator	Connor Carroll
Assistant Video Coordinator	Dustin Sleet
Minor League Administrator	Edwin Soto
Facilities Operations Assistant,	

Carpenter Complex	Josh Glazman
Minor League Equipment Assistant,	

Clearwater	Vincent Pezzino
Head Groundskeeper, Carpenter Complex	Ray Sayre

Assistant Head Groundskeeper,	
Carpenter Complex	Isaac McClain
Assistant Head Groundskeeper,	
Carpenter Complex	Jason Smith

Research & Development

Senior Quantitative Analyst	Alex Nakahara
Principal Engineer	Zo Obradovic
Lead Quantitative Analyst,	

Player Evaluation	Patrick McFarlane
Lead Quantitative Analyst, Amateur Scouting	Lewis Pollis
Quantitative Analyst	Hannah Gaudet
Quantitative Analyst	Kiri Oler
Quantitative Analyst	Ryan Plunkett
Software Engineer	Jonathan Chemburkar
Software Engineer	Chris Schlitt
Software Engineer	Sam Drapeau
Clubhouse Analyst	Saul Forman

Integrative Baseball Performance

Director, Integrative Baseball Performance	Rob Segedin
Lead Quantitative Analyst,	

Integrative Baseball Performance	Michael Czahor
Coordinator, Integrative Baseball	

Performance	Josh Lipman
Assistant, Integrative Baseball	

Performance	Frankie Scimeca
-------------------	-----------------

FRONT OFFICE PERSONNEL

Medical Services

Director, Medical Services	Dr. Michael Ciccotti
Head Team Physician	Dr. Steven Cohen
Team Physician	Dr. Jeremy Close
Team Physician	Dr. Marc Harwood
Head Athletic Trainer	Paul Buchheit
Assistant Athletic Trainer	Shawn Fcasni
Assistant Athletic Trainer	Aaron Hoback
Major League Strength & Conditioning Coach	Paul Fournier
Assistant Major League Strength & Conditioning Coach	Dong Lien
Major League Physical Therapist	Joe Rauch
Employee Assistance Professional	Dickie Noles
Team Chef	Keith Rudolf
Major League Dietician	Alexa Scully

Clubhouse Operations

Manager, Clubhouse Services	Phil Sheridan
Assistant Manager, Equipment & Umpire Services	Dan O'Rourke
Manager, Visiting Clubhouse	Kevin Steinhour
Home Clubhouse Assistant	Sean Bowers
Director, Video Coaching Services	Kevin Camiscioli
Coordinator, Video Coaching	Marc Sigismondo

Latin American Academies

Administrator, Venezuela	Pablo Arroyo
Assistant Manager, DR Operations	Keyla Oviedo
DR Trackman Operator	Sintia Baez
ESL Education Assistant	Enfrin Benitez
Video Coaching Representative	Yrellvis Castillo
Video Scouting	Jean Montalvo
Facilities Operations Assistant	José Morales
Maintenance Assistant	Primitivo Obispo
Clubhouse Manager	Kevin Paulino
Clubhouse Assistant	Joel Ortega
Driver/Clubhouse Assistant	José García
Receptionist	Roanny Santana

BUSINESS AFFAIRS

Vice President, Business Affairs	Howard Smith
Manager, Concession Development	Bruce Leith
Manager, Retail Marketing	Kristin Zeller
Coordinator, Retail Merchandising	John Hollinger

Ballpark Enterprises

Manager, Special Events	Leila Graham-Willis
Special Events Representative	Carly Histing

Ballpark Operations

Director, Operations/Facility	Mike DiMuzio
Manager, Ballpark Operations	Frank Bowers
Ballpark Operations Assistant	James Rodriguez
Ballpark Operations Assistant	Steve Simmons

Landscaping Operations

Manager, Landscaping	Michael Talley
Landscaper/Horticulturist	Max Hunt
Landscaper	Mike Russo
Landscaper	Angela Curley
Landscaper	Monay Angell

Event Operations

Manager, Event Operations/Staffing	Andy Mosiondz
------------------------------------	---------------

Field Operations

Director, Field Operations	Mike Boekholder
Manager, Field Operations	Jeremy Wilt
Manager, Field Operations	Barry Rees
Manager, Field Operations	David Yearout
Groundskeeper	Jeff Wright
Groundskeeper	Nicholas Kovacs

Security Operations

Director, Operations/Security	Salvatore DeAngelis
Manager, Operations/Security	Ed Speer
Supervisor, Operations/Security	Kelly Davis
Receptionist, Executive Offices	Kelly Addario DiGiacomo
Ballpark Operations Assistant	Val Miller
Supervisor, Ballpark Security	David Balseiro
Supervisor, Ballpark Security	Bill Plumley
Supervisor, Ballpark Security	Laura Romond
Supervisor, Ballpark Security	Joe Ryan
Ballpark Security Officer	Sherry Balentine
Ballpark Security Officer	Ted Czynzewski
Ballpark Security Officer	Tom Fitzpatrick
Ballpark Security Officer	Matt Jefferson
Ballpark Security Officer	Sean Jones
Ballpark Security Officer	Vimal Koruth
Ballpark Security Officer	Kevin Lauer
Ballpark Security Officer	Joe Misnik
Ballpark Security Officer	Jonathon Sample
Ballpark Security Officer	Robert Santos
Ballpark Security Officer	Brody Toliver
Ballpark Security Officer	Greg Wisnewski

COMMUNICATIONS

Vice President, Communications	Bonnie Clark
Director, Publications	Christine Negley
Director, Player Relations & Phillies Charities	Sophie Riegel
Manager, Graphic Design	Melissa Maani
Manager, Business Communications	Deb Rinaldi
Communications Representative	Lauren Testa
Communications Representative	Brittani Shields

Baseball Communications

Director, Communications	Greg Casterioto
Manager, Baseball Communications	Chris Ware
Baseball Communications Assistant	Kenny Ayres
Baseball Communications Assistant	Jim Hogan

BUSINESS ANALYTICS, FINANCE AND FLORIDA OPERATIONS

Senior Vice President & Chief Financial Officer	John Nickolas
---	---------------

Business Analytics

Director, Business Analytics	Josh Barbieri
Manager, Business Analytics	Blake Summerfield
Data Engineer	Joe Dementri

Finance

Director, Finance & Controller	Shannon Snellman
--------------------------------	------------------

Accounting

Assistant Controller	Lisa Joshua
Manager, Accounting	Richard Cucinotta
Manager, Accounts Payable/ Cost Management	Joann Milorey
Coordinator, Accounts Payable	Edwin Esquerdo
Senior Accountant	Bobby Della Polla
Senior Accountant	Mark Pyne
Accountant	Kim Curtin

Payroll

Director, Payroll	Bryan Humphreys
Manager, Payroll	Denise Caines
Manager, Payroll and Executive Assistant	Iris Kellum
Senior Accountant	Michael Costanzo
Payroll & HR Representative	J.P. Dunne

FRONT OFFICE PERSONNEL

Florida Operations

Director, Florida Operations John Timberlake
General Manager, Clearwater Threshers Jason Adams
General Manager, BayCare Ballpark Doug Kemp
Senior Manager, Corporate Partnerships Dan McDonough
Assistant General Manager,
Clearwater Threshers Dan Madden
Manager, Business Operations Dianne Gonzalez
Manager, Food and Beverage Justin Gunsaulus
Manager, Clubhouse Operations Mark Meschede
Manager, Ticket Operations Pat Prevelige
Manager, Promotions and
Game Entertainment Dominic Repper
Manager, Community Engagement & Media Rob Stretch
Corporate Sales Associate Cory Sipe
Coordinator, Facilities and Operations Sean McCarthy
Assistant Manager, Merchandise Shan Isett

MARKETING

Events, Promotions, Outreach

Vice President, Marketing Programs & Events Kurt Funk
Events
Director, Marketing Events & Special Projects James Trout
Director, Entertainment Teresa Harris
Manager, Marketing Services & Events Sarah Hartsell
Marketing and Events Representative Anthony Figazzotto
Promotions

Director, Promotions Scott Brandreth
Manager, Promotional Operations Eric Pesce
Promotional Operations Representative Dominic Moyer
Phanatic
Phillie Phanatic,

Entertainment Representative Tom Burgoyne
Manager, Phanatic Events Andrea Guest
Phanatic Representative Troy Sattin

Community Initiatives

Director, Community Initiatives Mary Ann Moyer
Manager, Community Engagement Kenny Johnson
Manager, Community Initiatives Jacqueline Sapio

Community and Charity Events

Director, Community and Charity Events ... Michele DeVicaris
Manager, Community Outreach Kelly Yurgin
Community and Charity Events Representative TJ Farrell

Youth Baseball

Director, Youth Baseball Development Jon Joaquin
Youth Baseball Development Representative ... Monica Clark
Youth Baseball Development
Representative Justin Chasmar

Outreach Ambassadors

Club Ambassador Gary Matthews
Club Ambassador Mickey Morandini
Club Ambassador Scott Palmer

Broadcasting & Video Services

Director, Broadcasting & Video Services Mark DiNardo
Director, Video Engineering Martin Otremsky
Manager, Broadcasting Rob Brooks
Manager, Electronic Display Systems David Akers
Manager, Video Production Sean Rainey
Video Producer Emily Rutzen
Coordinator, Video Graphics Arianna Krizek
Video Content Specialist Mike Licisyn
Coordinator, Video Services Tech Support Valerie Bendas
Broadcast Engineer Rich Rivera
Video Services Representative David Cattai

MARKETING & NEW MEDIA

Vice President, Marketing & New Media Michael Harris
Director, Relationship Marketing John Brazer
Manager, Brand Marketing Carolyn Saveri
Coordinator, Digital Media & Content Meaghan Tullis
Coordinator, Interactive Media Missy Perez
Advertising Specialist Alissa Steele
Digital Designer Lindsay Smith

PARTNERSHIP SALES & CORPORATE MARKETING

Vice President, Partnership Sales &
Corporate Marketing Jacqueline Cuddeback
Manager, Client Services &
Alumni Relations Debbie Nocito
Coordinator, Ad Sales &
Business Operations Justina Campana

Advertising Sales

Director, Partnership Sales &
Corporate Marketing Rob MacPherson
Director, Advertising Sales Brian Mahoney
Director, Corporate Sales Scott Nickle
Manager, Advertising Sales Tom Sullivan
Manager, Partnership Sales Jocelyn Good

Client Solutions

Manager, Client Solutions Bianca Robinson
Client Solutions Representative Ryan Dorrycott

SALES, TICKETS AND PROJECTS

Senior Vice President,
Ticket Operations & Projects John Weber
Director, Ticket Technology &
Development Christopher Pohl
Director, Sales Derek Schuster
Director, Suite Sales and Business Ventures Kevin Beale
Director, Group Sales Vanessa Mapson
Director, Season Ticket Services Mike Holdren
Director, Premium Sales & Services Matt Kessler
Director, Ticket Operations Ken Duffy
Manager, Group Sales Robb Kazenski
Manager, Ticket Services Ryan Simon
Manager, Ticket Operations & Services Andrew Heston
Coordinator, Group Suites Joanne Hudson
Coordinator, Group Sales Tony Burns
Coordinator, Ticket Account Processing Andrea Hobbs
Coordinator, Group Sales Colleen Noce
Coordinator, Suite Sales & Services Jen Leone
Coordinator, Season & Group Sales Shawn Blubaugh
Ticket Operations Representative Jalen Green
Season & Group Sales Representative Catherine Brown
Season & Group Sales Representative Kerrie Kortmann
Season & Group Sales Representative Matthew Morella
Season & Group Sales Representative Valerie Nava
Season & Group Sales Representative Jenna Steinbrink
Project Manager, Ballpark Renovations Andrew Roach

The logo for the Philadelphia Phillies, featuring the word "Phillies" in a stylized, red, cursive font with two blue stars above the 'i' and 'l'.

EXECUTIVES



JOHN MIDDLETON Managing Partner

John S. Middleton has served as a limited partner of the Phillies ownership group since 1994. His family owns a 48 percent stake in the franchise through Double Play, one of their family-owned corporations. Middleton was designated the team's control person and managing partner in November 2016. In those roles, he is responsible for the overall operation of the club and its compliance with the rules of baseball. This year, Middleton became one of the eight members of Major League Baseball's executive council. He also serves as chairman of MLB's Ownership Committee.

Middleton's primary focus for the organization – shared with the Buck family – is to set the franchise on course to contend for world championships and to preserve the club's reputation as a world-class organization both on and off the field.

Middleton's philanthropic efforts primarily center on ending chronic homelessness in Philadelphia through Project HOME. He has also promoted career and technical education in the City of Philadelphia with the School District of Philadelphia, Drexel University, Philadelphia Youth Network and Philadelphia Academies.

In 2013, John and his wife Leigh received the prestigious Philadelphia Award for their philanthropic efforts in supporting education, eradicating homelessness and establishing workforce development projects.

As one of the Philadelphia region's most prominent leaders, Middleton has been included on the *Philadelphia Business Journal's* "Power List" since 2016.

Born in Havertown, Pa., Middleton graduated magna cum laude from Amherst College in 1977 with a bachelor's degree in economics and from Harvard Business School in 1979 with a master's degree in business administration. He currently serves as a member of Amherst's board of trustees.



OWNERSHIP

The Phillies is a limited partnership formed in 1981. Tri-Play and Double Play are equal partners while Pat Gillick and the Montgomery family own the remaining interests. No partner owns a majority of the team.

EXECUTIVES



ANDY MACPHAIL
President

A member of one of baseball's most honored and respected families, Andy MacPhail was hired by the Phillies as team president on June 29, 2015, following a three-year sabbatical from the game. After a three-month observation process, he officially assumed the position on October 14, 2015.

Through his first two years as club president, MacPhail initiated aesthetic and technological upgrades to both Citizens Bank Park and BayCare Ballpark, the Phillies' spring training home in Clearwater, Fla., while overseeing significant expansions of both baseball and business operations capabilities.

Philadelphia is the second organization that MacPhail has overseen as club president. He was president and CEO of the Chicago Cubs for 12 years, from September 1994 through the 2006 season. MacPhail's tenure with the Cubs also included a two-year stint as general manager, from July 2000 to July 2002. Chicago made it to the postseason twice during his time with the team, including 2003, when the club won its first postseason series since 1908. Prior to MacPhail's arrival, the Cubs had reached the postseason only three times in the previous 50 seasons. The Cubs had never drawn more than 2.65 million fans per year before MacPhail arrived, but drew over 3.0 million fans in each of his final three seasons with the club.

On June 20, 2007, MacPhail was named president of baseball operations for the Baltimore Orioles, a position he held through the 2011 season. In his role, he oversaw all aspects of major league, minor league and scouting operations for the ballclub, including trades for five eventual All-Stars and the signing and development of three more All-Stars, who served as the core of the 2014 American League East Division champions. MacPhail had assisted Major League Baseball with a variety of projects for several months before he joined the Orioles organization.

Prior to joining the Cubs, he served as executive vice president and general manager of the Minnesota Twins for nine seasons. In MacPhail's nine seasons as the Twins' GM, Minnesota won two World Series championships, in 1987 and 1991. When he was named the GM in 1985, at age 32, he was the youngest person to ever hold that position in the majors. He was honored by *The Sporting News* as its 1991 Major League Executive of the Year and also earned United Press International's American League Executive of the Year award after building a team that went from last place to World Champions in one season. In 2017, the Twins announced MacPhail as an inductee to the club's Hall of Fame.

MacPhail began his professional career in 1976 as business manager for the Cubs' Bradenton affiliate in the rookie-level Gulf Coast League. The following year he moved to Chicago as an assistant in the Cubs' park operations department. He joined the player development department a year later and eventually became assistant director of player development and scouting before leaving the Cubs in 1982 to become assistant general manager of the Houston Astros. He joined the Minnesota organization in August 1985 as vice president of player personnel and was promoted to executive vice president/general manager in November 1986.

His father, Lee MacPhail, was general manager of the Orioles from 1958 through 1965. Lee spent 45 years as a baseball executive and was elected to the National Baseball Hall of Fame in 1998. As GM of the Orioles, he oversaw the team's rise from second division to contender in the early 1960s. He was also general manager of the New York Yankees, spent 10 seasons as the American League president and served as president of baseball's Player Relations Committee. Andy's grandfather, Larry MacPhail, was also elected to the Hall of Fame, in 1978. During his executive career, Larry helped pioneer night baseball as owner of the Cincinnati Reds in 1935, won a National League championship as owner of the Brooklyn Dodgers in 1941 and won the World Series as owner of the New York Yankees in 1947.

Andy became the third member of the family to win *The Sporting News* Executive of the Year Award when he was honored in 1991; Larry earned the honors in 1939 and Lee was named in 1966. In January 2020, Andy received the Allan H. "Bud" Selig Executive Leadership Award at the Professional Baseball Scouts Foundation's 17th annual *In the Spirit of the Game* awards dinner.

MacPhail also served on MLB's negotiating committees during the 2002 and 2006 seasons, helping to work out new collective bargaining agreements with the MLB Players Association. Those were the first two agreements reached without a work stoppage in more than 30 years of labor negotiations between MLB and the players' union.

Born in Bronxville, N.Y., MacPhail is a 1976 graduate of Dickinson College. He and his wife Lark have two sons, William and Andrew, who are the fourth generation of MacPhails to work in Major League Baseball.

TEAM PRESIDENTS IN PHILLIES HISTORY

Alfred Reach	1883-1902
James Potter	1903-04
William J. Shettsline	1905-08
Israel W. Durham	1909
Horace S. Fogel	1910-12
Albert D. Wiler	1912-13
William H. Locke	1913
William F. Baker	1913-30
Lewis C. Ruch	1931-32
Gerald P. Nugent	1933-42
William D. Cox	1943
Robert R.M. Carpenter, Jr.	1944-72
Ruly Carpenter	1972-81
William Y. Giles	1981-97
David P. Montgomery	1997-2014
Pat Gillick	2014-15
Andy MacPhail	2015-present

EXECUTIVES



DAVID DOMBROWSKI

President of Baseball Operations

David Dombrowski was hired as the Phillies' first-ever president of baseball operations on December 11, 2020. Philadelphia marks his fifth organization as the head of the baseball operations department, following stints with the Montreal Expos (1988-91), Florida Marlins (1991-2001), Detroit Tigers (2001-15) and Boston Red Sox (2015-19). Throughout his distinguished career, David has built two World Series-winning teams in Florida (1997) and Boston (2018), and his clubs have won four pennants and seven division titles.

Before joining the Phillies, David had spent most of 2020 working with Music City Baseball, a group dedicated to bringing a Major League Baseball team to Nashville, Tenn. He began as a consultant and a member of the board of directors until being named president on November 1, positions that he abdicated upon being hired by the Phillies.

David's last affiliation with a team resulted in a World Series win. He joined the Boston Red Sox as president of baseball operations on August 18, 2015, a position he held until September 2019. From his hire date through the end of the 2018 season – when the Red Sox won the World Series – his club amassed the best record in all of Major League Baseball (320-210, .604). During his three full seasons in Boston (2016-18), the team won the American League East division title all three years, the first time in franchise history it had won AL East consecutive titles since the current alignment was established in 1969. The club's third consecutive division championship in 2018 came as the result of a single-season franchise-record 108 wins, eclipsing the previous record of 105 set in 1912, the first year at Fenway Park. Eleven more victories in the postseason gave Boston 119 for the year – the winningest season in club history.

Prior to David's arrival in Boston, he served as president, CEO & general manager of the Tigers from November 5, 2001, until August 4, 2015. During his tenure in Detroit, which spanned 14 seasons, his teams reached the postseason five times: first as the American League Wild Card winner in 2006, which snapped an 18-year playoff drought for the organization, and again with a franchise-record four consecutive AL Central Division titles from 2011-14. Detroit captured the AL pennant twice in that time frame, in 2006 and 2012, with the former marking the team's first trip to the World Series since 1984.

The Phillies mark his first time helming a National League club since David spent 10 years as GM for the Marlins. His tenure there began in September 1991, when he was hired as the franchise's first-ever executive vice president and general manager. While at the helm in South Florida, David constructed the Marlins team that won the World Series title in 1997, just their fifth year of existence. Starting from their inaugural season in 1993 through 1997, the Marlins increased their winning percentage year over year, becoming the first-ever expansion team to do so. In 1998, the Marlins were honored by *USA Today* as Organization of the Year.

Before landing with the Marlins, David served the Expos for nearly five years (December 1986-September 1991) in a variety of front office roles, including director of the club's minor league system, assistant GM, vice president of player personnel and GM. He was 32 years old at the time of his appointment to GM prior to the 1990 season, the youngest chief baseball official in the major leagues at the time. Following the 1990 season, he was recognized as the UPI Major League Executive of the Year, and *Baseball America* acknowledged the Expos as Organization of the Year in both 1988 and 1990.

It was with the Chicago White Sox that David received his first baseball experience in 1978 under the tutelage of longtime baseball executive Roland Hemond. David spent four seasons working in the minor league and scouting department and in the player development department of the White Sox before being named assistant GM under Hemond in November 1981. He eventually was named vice president of baseball operations in December 1985.

In addition to his extensive accomplishments relating to on-field baseball performance, David has also been involved in areas off the field around the game. In April 2013, former Commissioner Allan H. (Bud) Selig named him chairman of the Commissioner's On-Field Diversity Task Force, which addresses the talent pipeline that impacts the representation and development of diverse players and on-field personnel in Major League Baseball, particularly African Americans. While with the Tigers, also in 2013, he accepted the Commissioner's Award for Philanthropic Excellence on behalf of the club for their Anti-Bullying community program.

Throughout his career, David has received numerous awards for his achievements in baseball, including *Baseball America's* Executive of the Year award in both 2006 and 2018, becoming the only person to have won the award twice. At MLB's annual General Managers' Meetings, he has been recognized several times with the John Schuerholz Longevity Achievement Award for his years of service as a general manager and president of baseball operations, most recently in November 2018 for reaching 30 years in those roles. David was a co-recipient of *The Sporting News'* Executive of the Year Award with Milwaukee Brewers GM Doug Melvin in 2011, and received the Andrew "Rube" Foster Award the same year presented by the Negro Leagues Baseball Museum as AL Executive of the Year. In addition, he was named Sports Executive of the Year at the 10th annual March of Dimes National Athletic Awards dinner in February 1998. In January 2012, David was inducted into the Lou Boudreau Hall of Fame by the Pitch & Hit Club of Chicago.

A native of Chicago, David is a graduate of Richards High School in Oak Lawn, Ill. He attended Cornell University – where he played football – for one year, but later transferred to Western Michigan University, where he earned a degree in business administration in 1979. His alma mater recognized him with its Distinguished Alumni Award in 1998. David and his wife Karie have dual residences in Philadelphia and Nashville. The couple has two children, a daughter, Darbi, who is a recent graduate of the University of Oklahoma, and a son, Landon, who is a junior at Wake Forest University.

HEAD OF PHILLIES BASEBALL OPERATIONS

Herb Pennock	1943-48
Roy Hamey	1954-58
John Quinn	1959-72
Paul Owens	1972-83
Woody Woodward	1988
Lee Thomas	1988-97
Ed Wade	1998-2005
Pat Gillick	2006-08
Ruben Amaro Jr.	2009-15
Matt Klentak	2015-20
David Dombrowski	2020-present



DAVID BUCK
Executive Vice President

David Buck is in his 36th year with the club and his fifth as executive vice president, a position to which he was elevated on July 1, 2017. In this role, he oversees all business operations of the Phillies and supervises the general administration of the club.

Since assuming the role of executive vice president, David has spearheaded efforts to enhance the fan experience at Citizens Bank Park. In 2018, the addition of The Yard, Boardwalk Eats and a new home for Bull's BBQ provided an interactive experience and overall food enhancements that received significant accolades from the media and fans. For the 2019 season, David led the transformation of the ballpark's third base gate entrance, now called Pass and Stow. This 25,000-square-foot area of family entertainment space provides for an even greater fan experience at Citizens Bank Park. David also played an instrumental role in the creation of additional freestanding space with the construction of a new building located on Darien Street. On the site of the former Maggio building, this Ballpark Services building houses the club's Technology and Landscaping departments, as well as the Sports Complex Special Services District.

Prior to his promotion, David spent the previous 10 years as senior vice president, marketing and advertising sales, a role in which he oversaw the Phillies marketing department, encompassing advertising sales, events, outreach, broadcasting, video services, advertising, merchandising and promotions. David also served as vice president of advertising sales for eight years. He oversaw the transition from Veterans Stadium to Citizens Bank Park from a sponsorship perspective and led the team that secured the 25-year naming rights partnership with Citizens Bank. More recently, David was part of the team that secured a 25-year TV deal with Comcast in January 2014.

David was born in Abington, Pa., attended Springfield High School in Montgomery County, and graduated from Lafayette College in 1986 with a bachelor's degree in history. He stays connected to Lafayette by hosting students each offseason in an externship program.

Currently, David serves on the boards of the Police Athletic League (PAL) and the Committee of 70, a non-partisan group that has long been a champion for a better political process, better government, and engaged and informed citizens. He is a former board member of the Please Touch Museum, a children's museum located in Philadelphia, and The Schuylkill Center for Environmental Education, one of the first urban environmental education centers in the country.

David and his wife Nancy live in Broad Axe, Pa., with their three children, Andrew, Katie and Jake.





JOHN NICKOLAS
Senior Vice President and Chief Financial Officer

John Nickolas joined the Phillies organization in July 2003 and was named senior vice president and chief financial officer on July 1, 2017. John, who spent the previous 10 years as vice president, chief financial officer, oversees all financial aspects of the club's operations as well as business analytics, Florida operations and minor league franchise business operations. In addition, he currently serves as a trustee of Major League Baseball's Non-Uniformed Personnel Pension Plan and chairs the MLB Eastern Region group.

A 1985 graduate of Archbishop Ryan High School in Northeast Philadelphia, John graduated summa cum laude with a bachelor's degree in accounting from West Chester University in 1990. He has served as a member of West Chester University's Business School Advisory Council and a trustee of the university's foundation. John has been a guest speaker for various organizations and universities in the Philadelphia area.

Prior to joining the Phillies, John served in a variety of financial and operational roles for Internet Capital Group, Inc., Safeguard Scientifics, Inc. and KPMG LLP. He is a member of the American and Pennsylvania Institutes of Certified Public Accountants.

John and his wife Pam reside in Newtown Square, Pa., with the family's two Shih Tzus, Daisey and Duke. They have two adult sons, John and Michael.



RICK STROUSE
Senior Vice President and General Counsel

Rick Strouse joined the Phillies as vice president and general counsel on December 1, 2009, and was promoted to his current position on July 1, 2017. Rick oversees the legal department as well as the human resources department.

Before joining the club, he was a senior partner in the litigation department at the Ballard Spahr law firm and was a member of the firm's labor/employment, health care, and higher education practice groups. He began practicing law at Ballard Spahr in 1981 and represented The Phillies on numerous matters over the years.

Having grown up in York, Pa., Rick is an honors graduate from Duke University School of Law (1981) and has a summa cum laude undergraduate degree from Bucknell University (1978), where he was a double major in political science and geography. At Bucknell, he was the co-captain of the varsity wrestling team and an East Coast Conference individual champion.

Rick serves on the boards of Gemma Services (formerly Silver Springs/Martin Luther School), the Philadelphia Distance Run Foundation and Phillies Charities, Inc., where he is the vice president and secretary. He also is a former longtime member of the boards of the Pennsylvania School for the Deaf, where he was the Chair of the Governance Committee, Bucknell University Bison Club and the Bucknell University Alumni Association.

Rick and his wife Jan live in Bala Cynwyd, Pa., with their German short-haired pointer, Coco. They have two adult daughters, Maggie and Hanna.



JOHN WEBER
Senior Vice President, Ticket Operations and Projects

John Weber has been a part of the Phillies organization since joining the sales office in 1987. Over his tenure, he has held various positions of increasing responsibility and scope, culminating with his promotion to senior vice president, ticket operations and projects, in August 2017. He spent the previous 10 years as vice president, sales and ticket operations.

Under his stewardship, the Phillies sales team achieved ticket sales of more than 3 million for seven consecutive seasons (2007-13). In 2019, John worked with several entities, including Aramark, Ewing Cole and Driscoll, on a variety of ballpark enhancements, including Pass and Stow, Goose Island Bar and the first sit-down Shake Shack restaurant inside a ballpark. He also represents the organization on ticketing and scheduling matters with Major League Baseball.

John is president of Phillies Charities, Inc. and serves on the board of directors of the Philadelphia chapter of the ALS Association. The Phillies have raised more than \$19 million during their 36-year relationship in the fight against ALS (Lou Gehrig's disease) and in 2016 they were recognized for that work with the prestigious Allan H. Selig Award for Philanthropic Excellence. John also serves on the Drexel University Sport Business Advisory Board.

Born in Philadelphia, John graduated with a BA in European history from Purdue University in 1985 and an MBA in management from Ball State University in 1987. He and his wife Susan have two sons, Matthew and John. They reside in Plymouth Meeting, Pa.



BONNIE CLARK
Vice President, Communications

Bonnie Clark joined the Phillies in April 2008 as vice president, communications. In her role, she oversees baseball communications, player relations, publicity, crisis and issues management, business communications, creative services, publications and alumni relations.

Prior to joining the Phillies, Bonnie worked for close to nine years for multi-media retailer QVC, where she served as director of corporate affairs and vice president of public relations. In her role there, she was responsible for creating public relations and media relations strategies that increased awareness and enhanced the brand. She also spearheaded all crisis and issues management for the company.

Before QVC, Bonnie worked at Tierney in Philadelphia, where she served as associate vice president for the agency's consumer public relations division and was responsible for developing and implementing communications strategies for consumer clients. She also held various positions of increasing responsibility with Golin/Harris Communications in Philadelphia and at New York agencies M. Silver Associates and Ogilvy & Mather Public Relations, where she developed and implemented public relations campaigns for industry leaders and internationally respected consumer brands.

Bonnie graduated from Delaware Valley High School in Milford, Pa., where she was inducted into the school's Hall of Fame in 2013. She received her bachelor's degree in journalism from West Virginia University in 1986.

Bonnie is a member of Major League Baseball's Baseball Assistance Team (B.A.T.) Awareness Committee and an assembly member for the Major League Baseball Players Alumni Association.



JACQUELINE CUDEBACK
Vice President, Partnership Sales and Corporate Marketing

Jacqueline Cuddeback joined the Phillies as vice president, partnership sales and corporate marketing on July 1, 2018, to lead the advertising sales and client services team.

A seasoned, multi-platform executive skilled at leveraging industry trends to create custom solutions for clients, Jackie spent the previous 19 years in media at Time Inc., in a number of key leadership posts, including vice president of client solutions for the food/beverage/spirits and entertainment verticals. In that role, she developed and pitched multi-million-dollar programs for clients using Time Inc.'s entire portfolio of assets. Prior to that, she was associate publisher of *People Magazine* and *People.com*, leading client solutions, including marketing, branded content, creative services, events and research for *People's* expansive revenue portfolio.

Born and raised in Philadelphia, Jackie attended Germantown Friends School and graduated in 1996 from the University of Vermont, where she played lacrosse and received a Bachelor of Arts degree.

Jackie and her husband John live in Radnor, Pa., with their three children, Jack, Whitney and Cole.



KURT FUNK
Vice President, Marketing Programs and Events

Now in his 38th season with the organization, Kurt Funk was promoted to vice president, marketing programs and events in October 2014. In his current role, he works daily with the teams that coordinate events and promotions, Phillie Phanatic entertainment, community outreach and youth baseball development.

Kurt started with the Phillies in 1984 as an intern, assisting in sales, merchandising and public relations. He was hired full time in November 1985 as manager, merchandising and held that position for nearly five years until being named marketing coordinator in 1990.

In January 1996, Kurt was promoted to director, events to help coordinate the Phillies' efforts in hosting the 1996 All-Star Game. His title was changed to director, marketing programs and events in 2003, the team's last year at Veterans Stadium, during which he was a key contributor to the various Field of Memories events leading up to the final game at the Vet. Kurt and the events team have also spearheaded the coordination of postseason events, most notably the 2008 World Series parade.

Kurt was the recipient of the Richie Ashburn & David Montgomery Special Achievement Award in 2007, given annually to a member of the Phillies organization who has demonstrated loyalty, dedication and passion for the game.

Born in Bellefonte, Pa., Kurt attained his bachelor's degree in sport management from the University of Massachusetts, where he was a walk-on for the Minutemen basketball team. He and his wife Laurie reside in State College, Pa., with their daughter Devon, son Brett and Labradoodle Barkley.



MICHAEL HARRIS
Vice President, Marketing & New Media

Michael Harris was promoted to vice president, marketing & new media, in August 2017. In this role, he focuses on the organization's brand and consumer marketing through traditional strategies and emerging media. His department oversees marketing content, social & digital media, advertising, branding campaigns, and the implementation of various fan engagement technologies. He also assists with aspects of government affairs.

A member of the organization since 1995, Michael also held titles of ticket office representative, development & financial specialist, and director of marketing & special projects. He previously assisted on a wide range of matters related to the development of Citizens Bank Park, including financing efforts, securing city and state approvals, and the organization's overall transition out of Veterans Stadium.

Born and raised in Philadelphia, Michael has a BA in political science from the University of Michigan and an MBA in both marketing and finance from Drexel University. Michael currently serves on the board of PHL Sports, a division of the Philadelphia Convention & Visitors Bureau; Phillies Charities, Inc., the organization's charitable foundation; and is board president of the Sports Complex Special Services District, which coordinates efforts between elected officials, venue operators, and the surrounding community. He is also a former board member of the Schuylkill Center for Environmental Education, one of the first urban environmental education centers in the country.

Michael and his wife Joy live in Center City with their cocker spaniel, Miso.



KATHY KILLIAN
Vice President, Administration

A member of the Phillies organization since 1985, Kathy Killian was promoted to vice president, human resources and customer services in December 2008. She moved into her current position in October 2018. As a catalyst for the preservation and development of the organization's culture, Kathy's responsibilities include assisting in the annual performance review process, compensation setting and workforce development. As a business partner for management, she continues to develop the club's diversity and inclusion initiatives and opportunities, as well as oversee employee engagement, employee recognition, employee food services, the high school associates program and other special projects.

Born in Philadelphia, Pa., Kathy graduated from Little Flower Catholic High School for Girls in 1981 and earned a bachelor's degree in management/marketing in 1985 from Spring Garden College. A standout basketball player, her No. 35 was retired by the school in 1988. She also coached the women's basketball team at Holy Family University from 1987 to 1995.

Kathy began her career with the Phillies as an intern in the sales office. A year later she was hired as a full-time sales office representative and in 1995 she was promoted to director, group sales, the position she held before her promotion to vice president. In 2006, Kathy was honored with the Richie Ashburn & David Montgomery Special Achievement Award, which is given to a member of the Phillies organization who has demonstrated loyalty, dedication and passion for the game. Kathy was inducted into the Pennsylvania Sports Hall of Fame in 2014 and was honored by the Girls Scouts of Eastern Pennsylvania with the Take the Lead Award in 2015.

Kathy serves on the board of the David Palmer Foundation and the Temple University STHM Board of Visitors. She and her partner Jen live in Northeast Philadelphia.

EXECUTIVES



HOWARD SMITH **Vice President, Business Affairs**

Howard Smith joined the Phillies as vice president, business affairs in June 2017. In this role, his duties include overseeing ballpark operations and Phillies Enterprises. He also represents the Phillies on the Aramark Governing Council and provides additional management support to Executive Vice President David Buck.

Howard brings a wealth of baseball knowledge to the Phillies. Most recently, he served as Major League Baseball's senior vice president of licensing. During his 17-year career with MLB, he acquired a keen understanding of the game at both the team and league level.

Prior to joining the Commissioner's Office, Howard spent seven years with Reebok International, overseeing North American sports marketing. Previously, he spent his first seven years in sports with the Adidas company working for its PONY and Le Coq Sportif brands.

Born in Northeast Philadelphia, Howard is a graduate of the University of South Florida, where he received a bachelor's degree in political science. In addition, he received an MBA in finance from Fairleigh Dickinson University.

He and his wife Lisa reside in Center City. They have two children, a son Aaron and a daughter Emily.



SEAN WALKER **Vice President, Chief Technology Officer**

Sean Walker joined the Phillies as vice president, chief technology officer in March 2018. In his role, he oversees the club's Information Technology Department to enhance overall business operations.

Sean brought 19 years of technology and information systems experience in highly visible sports environments, where he was responsible for strategic IT planning and project execution. In his career, he has helped define strategies to ensure high performance and cost-effective technology solutions.

Before joining the Phillies, Sean served as vice president of innovation and technology services for the Tampa Bay Lightning. Prior to that, he served as associate vice president of team, arena and event technology for the National Basketball Association (NBA). At the NBA, Sean worked with senior management to develop the technology strategy for use around the league. He also provided support for the league's premier events such as the NBA All-Star Game, NBA Finals and NBA Draft. Sean began his career with the Professional Golfers' Association of America (PGA). During his 13-year career with the PGA as director of enterprise applications, he developed and led technology initiatives for the world's largest working sports organization, including the PGA Championship and Ryder Cup.

Sean is a graduate of the University of Florida at Gainesville, where he received both Bachelor of Science and Master of Science degrees.

He and his wife Becca have three children, Ellie, Sean and Lillian. They reside in Haddonfield, N.J.

BASEBALL PERSONNEL



SAM FULD
Vice President and General Manager

Sam Fuld was named vice president and general manager of the Phillies on December 22, 2020, his third different position with the club. He had originally been hired by Philadelphia in November 2017 as the major league player information coordinator, a position he held for two years before being promoted to director, integrative baseball performance in January 2020. Sam is the fifth former major league player to hold the position of general manager with the Phillies.

During his first two years with the Phillies, Sam worked closely with the major league coaching staff as an outfield instructor and helped integrate advanced metrics.

A former major league outfielder, Sam played parts of eight seasons (2007; 2009-15) for four teams, the Chicago Cubs, Tampa Bay Rays, Oakland A's and Minnesota Twins. In 2009, he led all National League rookies with a .409 on-base percentage and finished fourth with a .299 batting average. Known as "Super Sam" for his outstanding defensive play, he was a finalist in left field for an American League Gold Glove Award in 2011, despite making only 76 starts in the outfield.

Sam was originally selected in the 10th round of the June 2004 draft by the Cubs and made his major league debut in September 2007. Following that season, he was named MVP of the Arizona Fall League. He last played professionally in the 2017 World Baseball Classic for Team Israel.

Born in Durham, N.H., Sam currently resides in the Philadelphia area with his wife Sarah and their four children: Charles, William, Spencer and Jane.



BRYAN MINNITI
Assistant General Manager

Bryan Minniti joined the Phillies in November 2016 as special assistant to the general manager. He was promoted to his current position in September 2017. The 2021 season is his 21st working for a major league club.

In his current role, Bryan oversees player development along with amateur and international scouting. Before the Phillies, Bryan spent seven years as an assistant GM for both the Arizona Diamondbacks (2015-16) and Washington Nationals (2010-14). With both teams, he assisted in all facets of baseball operations, including rules compliance, transactions, budgeting, statistical analysis and contract negotiations. During his time with the Nationals, the team won two National League East Division titles.

Bryan's career in Major League Baseball began in 2001 with the Pittsburgh Pirates as an intern in the baseball operations department, and he worked as an assistant within that department before joining the team full time in 2004. He was named director of baseball operations in 2007. Bryan earned a bachelor's degree with a double major in mathematics and statistics from the University of Pittsburgh in 2002. He and his wife Amy currently reside in the Philadelphia area with their daughter Neve.

DAVID DOMBROWSKI'S PLAYER ACQUISITIONS

12/29/20	Acquired José Alvarado from the Tampa Bay Rays in a three-way trade that sent Garrett Cleavinger to the Los Angeles Dodgers
1/9/21	Acquired Sam Coonrod from the San Francisco Giants for Carson Ragsdale
1/18/21	Acquired C.J. Chatham from the Boston Red Sox for a player to be named later
1/18/21	Signed free agent Archie Bradley
1/29/21	Signed free agent J.T. Realmuto
2/3/21	Signed free agent Matt Moore
2/8/21	Signed free agent Chase Anderson
2/10/21	Signed free agent Didi Gregorius
2/17/21	Signed free agent Brad Miller

BASEBALL PERSONNEL



SCOTT PROEFROCK Assistant General Manager

Scott Proefrock joined the Phillies on November 17, 2008, as assistant general manager, making the 2021 season his 13th with the team and his 35th in Major League Baseball.

In his role with the Phillies, Scott interprets the major league rules and basic agreement with the MLB Players Association and assists in contract negotiations, salary arbitration and rules compliance while overseeing the home and visiting clubhouse staffs.

Scott served as the Phillies' interim general manager for a six-week span from September 10 through October 25, 2015, following the club's decision to not renew the contract of former GM Ruben Amaro Jr.

Before being hired in Philadelphia, Scott worked for the Baltimore Orioles as the director of baseball administration for three years (2006-08), where – in addition to many of the same roles he has with the Phillies – he coordinated the team's baseball data system and prepared the baseball operations budget. Prior to joining the Orioles, he spent 11 seasons in a similar capacity with the Tampa Bay Rays, where he was hired as director of baseball administration on July 27, 1995, only four months after the franchise was awarded and two and a half years before the organization would field a major league team. Scott was promoted to assistant general manager of the Rays in January 1997.

Scott began his baseball career as a marketing intern with the Pittsburgh Pirates in August 1987. He was hired by the Pirates as director of marketing information systems in November 1987 and moved over to scouting and player development assistant in December 1989. A year later, he went to the Atlanta Braves and spent five years there in scouting and player development capacities, the last as assistant director for scouting and player development, before joining the Rays.

Born in Dayton, Ohio, Scott was raised in Norwood, Mass., and Rochester, N.Y. He graduated from The College of William & Mary before earning a master's degree in sports management from the University of Massachusetts. He is also a certified public accountant.

Scott and his wife, K.K., a native of Wilmington, Del., live in Phoenix, Md., with their five children, Casey, Megan, John, Kate and Charlotte.



NED RICE Assistant General Manager

Ned Rice has served as assistant general manager since being hired on January 6, 2016. He spent two months as interim general manager from October 10-December 10, 2020, following Matt Klentak's reassignment within the organization.

With the Phillies, Ned has helped map out strategy of roster management, overseen the research and development department and assisted in player contracts and negotiations, transactions, salary arbitration and rules compliance. He came to the Phillies from the Baltimore Orioles, where he was director, major league administration. Ned began his career with the Orioles as a public relations intern in 2005 before shifting into baseball operations for 2006. He started as an intern and also served as the video coordinator for road games that year. In 2007, Ned was promoted to player information analyst, a role he held through 2011 before being named assistant director, major league operations in 2012.

Ned is a 2005 graduate of The College of William & Mary. He and his wife Cary currently reside in Philadelphia with their daughters Dorian and Wynn.



JORGE VELANDIA Assistant General Manager

Following an 18-year playing career (1992-2009), which ended in the Phillies minor league system, Jorge Velandia has spent the last 11 years working in various roles for the organization, which included a stint on the major league coaching staff in 2015. He was promoted to assistant general manager in December 2020, becoming the first Venezuelan-born executive to hold that position in major league history. Jorge had previously spent four years as special assistant to the general manager.

After finishing his career with the Phillies' triple-A affiliate in Lehigh Valley, Jorge spent two years (2010-11) as a coach for single-A Williamsport and one each as the assistant field coordinator (2012) and special assistant, player development (2013) before being named special assistant, player personnel, a role he held for three seasons (2014-16). He also helped construct Team Venezuela for the 2013 World Baseball Classic and served as the director of baseball operations for La Guaira of the Venezuelan Winter League for two years (2014-15) after a five-year run as general manager (2010-14).

A former infielder, Jorge was originally signed out of Venezuela by the Detroit Tigers in 1992 and played for 23 different professional teams in 11 organizations. He appeared in 174 career major league games from 1997-2008 with the San Diego Padres, Oakland A's, New York Mets, Tampa Bay Devil Rays, Toronto Blue Jays and Cleveland Indians.

Jorge was born in Caracas, Venezuela, and currently resides in Miami, Fla., with his wife Ruth and their son George.



PAT GILLICK
Senior Advisor



The 2021 season is Pat Gillick's 16th year with the Phillies. In that time, he has served as the team's general manager, club president and also as a senior advisor.

Pat originally joined the Phillies as senior vice president & general manager on November 2, 2005. During his time as GM, he built the club into back-to-back NL Eastern Division champions (2007-08) and 2008 World Series champions. The championship was the third of his 27-year career as a major league general manager and the second in the history of the Phillies franchise. After fulfilling his three-year contract as GM, Pat transitioned into the role of senior advisor to the president & general manager in November 2008, a position he held

until being named interim president on August 28, 2014.

Pat spent the 2015 season as the team president, holding that position from January 28 through October 14 when Andy MacPhail officially assumed the position.

On December 6, 2010, Pat was elected to the National Baseball Hall of Fame by the Expansion Era Committee. He is just one of five individuals elected whose career has been defined nearly exclusively as a team architect, along with Ed Barrow, Branch Rickey, John Schuerholz and George Weiss. He was inducted on July 24, 2011, along with Roberto Alomar and Bert Blyleven. Since his induction, Pat was selected to sit on the Pre-Integration Era Committee in November 2015 and the Today's Game Era Committee in November 2018. Pat was also named to the advisory board for SABR (Society for American Baseball Research) in the fall of 2011. He was inducted into the Phillies Wall of Fame in 2018.

Prior to being named GM of the Phillies, Pat held the same position with the Toronto Blue Jays (1978-94), Baltimore Orioles (1996-98) and Seattle Mariners (2000-03). His career record as a GM stands at 2,276-1,993 (.533), including at least 91 wins in six of his final nine seasons. His resume includes two World Series championships (1992-93) and five AL East titles (1985, 1989, 1991-93) with Toronto, one AL East title (1997) and one wild card berth (1996) with Baltimore, one AL West title (2001) and one wild card berth (2000) with Seattle and one World Series championship (2008) and two NL East titles (2007-08) with Philadelphia.

In August 1976, Pat was named the vice president of player personnel for the expansion Toronto Blue Jays, becoming the franchise's first general manager at age 38. His title was changed to vice president of baseball operations on November 24, 1977, and then executive vice president, baseball on September 24, 1984.

Pat stepped down as Blue Jays GM after the 1994 season and served as a consultant to the team in 1995.

Following the 1995 season, Pat had a brief retirement before being hired as Baltimore's GM on November 27, 1995. In his first two seasons with Baltimore – 1996-97 – the Orioles advanced to the ALCS.

When his three-year contract with Baltimore expired after the 1998 season, Pat accepted a position as the chair of the 1999 Pan Am Games baseball team steering committee.

On October 25, 1999, he was hired by Seattle as executive vice president & general manager, baseball operations.

Pat was born in Chico, Calif. In 1954 – at age 16 – he graduated from Notre Dame High School in Sherman Oaks, Calif., where he played baseball and football. He enrolled at the University of Southern California in the fall and graduated in 1958 at the age of 20 with a bachelor's degree in business.

Pat and his wife Doris reside in Birmingham, Mich. The couple has one daughter, Kimberley.



LARRY BOWA
Senior Advisor to the General Manager

Throughout 138 years of Phillies baseball, no one has spent more seasons in uniform than Larry Bowa. For 29 years – 13 as a coach, 12 as a player and four as manager – Larry proudly wore the Phillies "P" until he moved into his current role in October 2017. The 2021 season is Larry's 56th associated with Major League Baseball and his 37th with the Phillies organization. He was inducted into the Phillies Wall of Fame in 1991 and into the Philadelphia Sports Hall of Fame in 2009.

Larry signed with the Phillies as an amateur player in 1966 and spent four seasons in the club's minor league system until making his major league debut in 1970, the final season at Connie Mack Stadium. The following year, the club moved into Veterans Stadium and Larry singled for the first hit in the new park. He would go on to play 12 years (1970-81) with the team as the starting shortstop, make five All-Star teams, win two Gold Glove Awards and play on four postseason teams, including the 1980 World Series champions. He was traded to the Chicago Cubs following the 1981 season.

During the 1988 season, after a year and a half as manager of the San Diego Padres, Larry returned to the Phillies as third base coach, a position he would hold through the 1996 season.

After coaching stints with the Anaheim Angels (1997-99) and Seattle Mariners (2000), Larry was hired as Phillies manager for the 2001 season. In his first season as manager, his team won 86 games, a 21-game improvement from the previous season, and he was voted National League Manager of the Year by the BBWAA. Larry was the team's final manager at Veterans Stadium in 2003 and the first person to manage a game at Citizens Bank Park in 2004, his final season at the team's helm. He went 337-308 (.522) as Phillies manager.

Larry went on to coach for the New York Yankees (2006-07) and Los Angeles Dodgers (2008-10) before once again returning to the Phillies dugout as bench coach and infield instructor for four years (2014-17). Throughout his storied coaching career, Larry has worked with infielders such as Chase Utley, Jimmy Rollins, Alex Rodriguez, Robinson Canó, Jeff Kent, Nomar Garciaparra and Hall of Famers Mike Schmidt and Derek Jeter, among many others.

Other jobs Larry has held during his 56 years in baseball were bench coach for Team USA in the 2013 World Baseball Classic, an in-studio analyst for ESPN and MLB Network and talk show co-host for Sirius/XM Radio.

Larry and his wife Patty live in Conshohocken, Pa. He has one daughter, Tori.

BASEBALL PERSONNEL



CHARLIE MANUEL Senior Advisor to the General Manager

The all-time winningest manager in Phillies history, Charlie Manuel completed a nearly nine-year run (2005-13) in that position before moving into a different role with the organization. He was named senior advisor to the general manager in January 2014. In his role, he assists in minor league hitting instruction, scouts at the amateur and professional levels and serves as a consultant to the baseball operations staff as well as a club ambassador in the Philadelphia region. In 2019, he filled in as the major league hitting coach for the final seven weeks of the season. Charlie was inducted into the Phillies Wall of Fame in 2014 and the Philadelphia Sports Hall of Fame in 2016.

During his time as the club's manager, Charlie led the Phillies to their first playoff appearance in 14 years (2007), five straight division titles (2007-11), two National League pennants (2008-09) and one World Series championship (2008). He posted a record of 780-636 (.551) for the Phillies and 1,000-826 (.548) overall as a major league manager. Charlie is one of 65 managers in major league history to reach 1,000 wins. He managed two NL All-Star teams (2009-10), guiding the 2010 team to a win which snapped the NL's 13-year winless streak.

Before being named manager of the Phillies, Charlie spent his first two years (2003-04) with the organization as special assistant to the general manager under Ed Wade, serving as one of Wade's top scouts as well as working on major and minor league hitting instruction.

In the 15 years (1988-2002) prior to joining the Phillies, Charlie worked for the Cleveland Indians in a variety of roles, including minor league manager and major league hitting coach. He managed the Indians for three years (2000-02), leading the team to the Central Division title in 2001, and was chosen as a coach for the 2002 American League All-Star team by Hall of Famer Joe Torre. From 1994-99, his second tour as hitting coach, Cleveland led the AL in runs three times (1994-95, 1999), led the league in home runs twice (1994-95) and set a franchise record by hitting 220 homers in 1997.

Charlie also managed in the Minnesota Twins minor league system for five years (1983-87) and scouted for the organization in 1982. He was originally signed by the Twins in 1963 and went on to play professionally for 19 years, including major league stints with the Twins and Los Angeles Dodgers, where his only two managers were Billy Martin and Walter Alston. From 1976-81, Charlie had a very successful six-year career in Japan, playing for three pennant winners. He hit a combined .303 with 189 home runs and led his league in home runs in back-to-back seasons (1979-80), including 48 in 1980, the same year Hall of Famer Mike Schmidt led the major leagues with the same total. In 1979, he was the first American-born player to be named MVP.

Charlie is a two-time winner (2011 & 2013) of the Dallas Green Special Achievement Award, which had been presented annually by the Philadelphia chapter of the BBWAA. In 2015, the Philadelphia Sports Writers Association presented him with a special achievement award and he received the Ted Williams Lifetime Achievement Award from the Ted Williams Museum in 2018.

Born in North Fork, W.V., Charlie grew up in Buena Vista, Va. He currently resides in Winter Haven, Fla., with his wife Melissa. He has two children, Chuck and Julie; three step-children, Collin, Hailey and Alley; and five grandchildren.



TERRY RYAN Special Assistant to the General Manager

Terry Ryan joined the Phillies on November 30, 2016, as special assignment scout following 31 years with the Minnesota Twins in a variety of positions, including 19 seasons as the club's general manager over two stints. He was promoted to his current position in December 2020.

Terry served as the Twins' executive vice president/general manager from September of 1994 until stepping down after the 2007 season and again from 2012-16. In between, he spent four years (2008-11) as a special assistant to General Manager Bill Smith. As GM, his teams won the American League Central Division title four times (2002-04 and 2006).

After being selected by the Twins in the 35th round of the June 1972 draft, Terry pitched for four seasons before an arm injury cut his playing career short. In 1975, he enrolled at the University of Wisconsin-Madison and graduated with a degree in physical education in 1979. Terry returned to baseball in 1980 as Midwest scouting supervisor for the New York Mets, a position he held for six years before being named scouting director for the Twins in January of 1986. Prior to his first stint as GM, Terry was the vice president of player personnel, a position he assumed at the end of the 1991 season. In that role, he was responsible for scouting and evaluating all talent at the major league level and assisting in personnel decisions.

Off the field, Terry has been recognized in significant ways in baseball. In December 2009, he was appointed to the Commissioner's Special Committee for On-Field Matters and since 2005 has been a member of the Major League Baseball Playing Rules Committee. He has served on the Arizona Fall League Steering Committee since 2005, a position he also held in 1997-98, and sits on the Baseball Assistance Team grant committee. In 2013, he was awarded the George Genovese Lifetime Achievement Award in Scouting from the Professional Baseball Scouts Foundation, as well as the Roland Hemond Award, voted upon by SABR, recognizing a baseball executive who demonstrates a lifetime commitment to professional baseball scouts and scouting, and player development history. He has twice been named *Sporting News* Executive of the Year (2002 and 2006) and was also named *Baseball America's* Major League Executive of the Year in 2004.

Terry and his wife Karilyn reside in Eagan, Minn. They have two children, Tim and Kathleen, and two grandchildren.

BASEBALL PERSONNEL



SAL AGOSTINELLI Director, International Scouting

Sal Agostinelli has been part of the Phillies scouting staff since 1993. He was named to his current position in 2012 after serving as the international scouting supervisor since 1997. In 2015, he was the recipient of the Dallas Green Award for his achievements in scouting.

A former catcher, Sal was selected by the St. Louis Cardinals in the 20th round of the June 1983 draft out of Slippery Rock University. He played six seasons (1983-88) in the Cardinals minor league system before being traded in 1989 to the Phillies, where he played for double-A Reading and triple-A Scranton/Wilkes-Barre (1990-91) before retiring. In 1992, he was a player/coach for Reading prior to joining the scouting staff, for which he initially covered New York, New Jersey, Delaware and the New England region.

During his time as a scout, Sal has had a hand in the signings of Carlos Ruiz, Maikel Franco, Freddy Galvis and César Hernández, among many others. At the 2018 Winter Meetings, Sal won the International Scout of the Year award.

Sal was born in Bronx, N.Y., and lives in Kings Park, N.Y., with his wife, Sharon. He has three children: sons Danny and Anthony and daughter Toni-Ann.



BRIAN BARBER Director, Amateur Scouting

Brian Barber joined the Phillies in October 2019 as the director of amateur scouting.

Prior to being hired by the Phillies, Brian spent 18 years with the New York Yankees as an area scout (2002-06), East Coast crosschecker (2007-09) and national crosschecker (2010-19).

A first-round (22nd overall) selection in the June 1991 draft by the St. Louis Cardinals out of Dr. Phillips High School, Brian appeared in 186 games (183 starts) over nine minor league seasons and totaled 1,041.2 innings pitched. He spent parts of four seasons in the majors with the Cardinals (1995-96) and Kansas City Royals (1998-99).

In high school, Brian was selected as the Gatorade Player of the Year following his senior season. He was inducted into the Dr. Phillips Athletic Hall of Fame in 2001 and had his number retired by the school four years later.

A native of Trenton, Ohio, Brian grew up and still lives in Orlando, Fla., with his wife Angie, son Preston and daughter Dylan.



JOSH BONIFAY Director, Player Development

Josh Bonifay was hired by the Phillies as director of player development on October 25, 2018, after spending the 2018 season as the minor league field coordinator of the Houston Astros, his second stint with the organization.

Josh spent the 2017 season as the Texas Rangers' major league field coordinator/outfield and baserunning coach, his only season on a big league staff. Before his season with the Rangers, he spent five years with the Astros in player development managing single-A Quad Cities (2015) and rookie-level Greenville (2013-14, 2016) while also serving as a coach for single-A Lexington (2012) and Greenville (2011). As manager, he compiled a 191-148 (.563) record and was named the 2015 Midwest League Manager of the Year after leading Quad Cities to the best winning percentage in Minor League Baseball (.638, 88-50). He was also named 2013 Appalachian League Manager of the Year after leading Greenville to the league's championship series.

As a player, Josh batted .284 in 812 minor league games over eight years in the minor league systems of Houston (2006) and Pittsburgh (1999-2005). For the 2002 Carolina League champions, Josh set professional highs with 36 doubles, 26 home runs, 102 RBI and a .946 OPS. He played every position except catcher and shortstop in his pro career, including an appearance on the mound with double-A Altoona in 2003. Following his time as a player, Josh began his coaching career in the Pirates organization with single-A West Virginia (2010), the rookie-level Gulf Coast League Pirates (2009) and single-A Hickory (2008).

Originally selected by the Pirates out of the University of North Carolina-Wilmington in the 24th round of the June 1999 draft, Josh and his wife Tiffany reside in Cherry Hill, N.J., with their daughters Cora and Caroline and son Cole. Josh is the son of former Pirates general manager and current Reds special assistant Cam Bonifay.

BASEBALL PERSONNEL



CECI CRAFT **Director, Mental Performance**

Ceci Craft joined the Phillies in February 2021 as director of mental performance and the major league mental performance coach.

Prior to joining the Phillies, Ceci worked six seasons (2014-19) as the major league mental performance coach for the Cleveland Indians, when the club won three division championships. In her role, she assisted players and staff at the major league and triple-A levels of the organization in the continued development and integration of programs and services that enhance mental performance and development. Ceci worked closely with organizational coaches, coordinators, strength and conditioning personnel, athletic trainers and front office staff to integrate mental performance into assessment and training plans for players, teams and programs. She also worked closely with the scouting department to support the amateur draft.

Before and after her time with Cleveland, Ceci spent a combined seven years as a mental performance coach on Fort Bragg, working with Special Operations Forces (2009-14, 2019-21). While there, she led a team of 13 cognitive performance coaches in helping develop the mental strength and flexibility for the Army Special Operations population.

Ceci's educational background is in applied sport science with a focus in sport psychology from the University of Bangor, Wales. She attended Bates College for her undergraduate studies, majoring in psychology and minoring in Spanish, and captained the women's soccer team in 2005. Ceci is also a Certified Mental Performance Consultant (CMPC).

Born in Berkeley, Calif., Ceci resides in Southern Pines, N.C., with her husband Aaron and their children, Abby and Tucker.



ANDY GALDI **Director, Strategic Initiatives**

Andy Galdi joined the baseball operations department in 2016 as director of research and development. He was promoted to his current position in January 2020. In his role, Andy assists leadership in setting short- and long-term goals across all of Baseball Operations and helps to execute and re-evaluate those goals.

Andy began his baseball career in 2009 as a baseball operations intern with the New York Mets. Following his work at the Mets, Andy spent two years at the NBA Commissioner's Office as a statistical analyst in league operations, focusing on analyzing referees and the impact of potential rules changes. In 2013, he began working at Google in Mountain View, Calif., where he served as a quantitative analyst for YouTube.

Born in Bethesda, Md., Andy is a 2008 graduate of the University of North Carolina at Chapel Hill with a double major in business administration and mathematics. He earned his master's degree in statistics from Stanford University in 2013.



ROB HOLIDAY **Director, Amateur Scouting Administration**

Rob Holiday was named to his current position in 2013 after joining the baseball operations department in 1998. He is responsible for the day-to-day administrative duties for the amateur draft and international player signings along with scouting duties. Rob also oversees the operation of the Phillies MLB Urban Youth Academy.

Rob began working for the Phillies in September 1987 as a sales office representative in the ticket department. In 1992, he moved to the marketing department and was promoted to manager of fan development, where he was responsible for developing and overseeing over 25 youth and baseball-related programs, including the Phillies RBI (Reviving Baseball in Inner Cities) program. In 1998, Rob transitioned to baseball operations, where he previously had the titles of administrator for minor leagues and scouting, assistant to the director of scouting and player development and assistant director of scouting. In 2012, he was honored with the Richie Ashburn & David Montgomery Special Achievement Award, which is given to a member of the Phillies organization who has demonstrated loyalty, dedication and passion for the game. Rob was inducted into the Philadelphia chapter of the Pennsylvania Sports Hall of Fame in 2019.

A native of Maplewood, N.J., Rob currently resides in Cherry Hill, N.J., and has three children, Kyra, Chelsea and Robby. He is a 1987 graduate of the University of Massachusetts (Amherst) with a bachelor's degree in hotel, restaurant and travel administration. While at UMass, he played second base for the school's baseball team. He was awarded the team's Dennis DellaPiana Memorial Award for courage, determination and sportsmanship in 1986 and 1987.

BASEBALL PERSONNEL



LEE McDANIEL Director, Minor League Operations

Lee McDaniel was named director of minor league operations in February 2012. His responsibilities include serving as a point person for player development business operations/administration for seven minor league affiliates. He also supervises Florida baseball operations at the Carpenter Complex in Clearwater, Fla., including the coordination of minor league spring training, extended spring training, the Gulf Coast League affiliates and Florida Instructional League. Additionally, he directs international business operations for the Phillies academies in the Dominican Republic and Venezuela. Lee also manages minor league player and staff travel services throughout the season.

Lee began his professional baseball career as an operations intern with the Phillies rookie-level affiliate in Martinsville, Va., in the Appalachian League in 1990. He then served as assistant general manager for the Asheville Tourists of the South Atlantic League from 1991-92 while also attending graduate school at Ohio University in the offseason. Lee returned to the Appalachian League as GM for the Martinsville Phillies from 1993-95. In 1995, he joined the Phillies Florida operations staff as assistant GM for the Clearwater Phillies. He was promoted to general manager of the Clearwater Phillies in January 1997, to assistant director of Florida operations in January 2000 and to assistant director, minor league operations in 2008 before assuming his current position.

In 2018, Lee was the recipient of the Richie Ashburn & David Montgomery Special Achievement Award, given each year to a member of the Phillies organization who represents the best attributes of the award's namesakes.

Born in Martinsville, Va., Lee currently lives in Odessa, Fla., with his wife Lisa, daughter Riley and son Jason Hall. He has his bachelor's degree from Virginia Tech and earned a master's degree in sports administration from Ohio University in 1993.



MIKE ONO Director, Professional Scouting

Mike Ono was named director of professional scouting in February 2010. He originally joined the Phillies baseball operations department in 1998.

In his role, Mike oversees the pro scouting staff at the major and minor league levels, including postseason advance scouting efforts. He also coordinates the club's preparation for the Rule 5 Draft and organizes the Phillies' annual Prospect Education Program, which began in 2010 and takes place each January in Philadelphia. During his time with the Phillies, Mike has worked under Dallas Green, Hall of Famer Pat Gillick, Ed Wade, John Vukovich, Ruben Amaro Jr., Matt Klentak, Chuck LaMar, Andy

MacPhail, David Dombrowski and Paul Owens, among others.

Mike previously spent one year (2009) as pro scouting coordinator and two years (2007-08) as assistant director, minor leagues. For the past 15 years, he has worked closely with the major league coaching staff, compiling advance scouting reports and statistical analysis.

A four-year starting catcher at the University of Scranton, Mike graduated in 1997 with a bachelor's degree in communications. He was born in Pottstown, Pa., and lives in Lumberton, N.J., with his wife Colleen and their three daughters, Abigail, Marissa and Samantha.



ROB SEGEDIN Director, Integrative Baseball Performance

Rob Segedin was named to his current position in February 2021. Previously, the position had been filled in 2020 by current general manager, Sam Fuld.

During the shortened 2020 season, Rob served as the minor league assistant hitting coordinator after working as a player information assistant in 2019, his first year with the Phillies. In his current role, he will work closely with the Phillies athletic training, strength & conditioning and nutrition departments.

Originally a third-round selection by the New York Yankees in the June 2010 draft out of Tulane University, Rob played nine years of professional baseball, including 53 games in the big leagues with the Los Angeles Dodgers over the 2016-17 seasons. Prior to making his major league debut in August 2016, the former infielder/outfielder hit .319 with 23 doubles, 21 home runs and 69 RBI in 103 games for triple-A Oklahoma City. Rob earned his bachelor's degree in finance and management from Tulane and his master's degree in analytics from Indiana University.

Born in Teaneck, N.J., Rob and his wife, Robin, currently reside in Plantation, Fla. They have three children: Robinson, Roselily and Romeo.

BASEBALL PERSONNEL



DEAN ALBANY Special Assignment Scout

Dean Albany joined the Phillies prior to the 2020 season after spending 20 years in the scouting department of the Baltimore Orioles.

With the Orioles, Dean spent eight years (2012-19) as a special assignment scout, five years (2007-11) as their Mid-Atlantic crosschecker and seven years (2000-06) as an area scout.

In 1987, Dean started a program called the Maryland Orioles Baseball Organization, a travel baseball team for kids ages 10 through 18. Gavin Floyd, the Phillies' first-round draft pick in 2001, was a participant in the program. The Maryland Orioles were eventually renamed after longtime baseball scout Walter Youse. The team went on to win several national championships under the name Youse's Orioles.

Dean attended the Community College of Baltimore and Indian River Community College. He still resides in his native Baltimore, Md.



CRAIG COLBERT Special Assignment Scout

Craig Colbert was hired by the Phillies as the major league advance scout prior to the 2009 season after an 11-year run with the San Diego Padres as both the major league bench coach and as a minor league manager. He was named to his current position in January 2015.

Craig played professionally for 13 years after being selected by the San Francisco Giants in the 20th round of the June 1986 draft. He appeared in 72 major league games for the Giants over the 1992-93 seasons as a catcher and infielder. The final four seasons of his playing career were spent with triple-A Las Vegas, where he first served as a player-coach in 1998 before being named the team's hitting coach in 1999.

Over the next seven years (2000-06), Craig managed at different spots in the Padres minor league system, including single-A (Ft. Wayne and Lake Elsinore, 2000-01), double-A (Mobile, 2002-03) and triple-A (Portland, 2004-06). In 2006, he was named the Best Manager Prospect by *Baseball America* and overall went 522-463 (.530) in his seven years as a minor league manager. In his final two years with San Diego (2007-08), Craig served as the club's major league bench coach under former manager Bud Black.

Craig was born in Iowa City, Iowa, and currently lives in Portland, Ore., with his wife Julie.



CHARLEY KERFELD Special Assignment Scout

Charley Kerfeld joined the Phillies in November 2006 as special assistant to the general manager. He was named to the role of special assignment scout prior to the 2018 season.

Originally selected by the Houston Astros in the first round of the June 1982 draft (fifth overall), Charley pitched for parts of four seasons in the major leagues with Houston (1985-87, 1990) and Atlanta (1990). He compiled a career record of 18-9 with nine saves and a 4.20 ERA in 123 games (six starts). In 1986, he finished fourth in National League Rookie of the Year voting after going 11-2 with seven saves and a 2.59 ERA in 61 games to help lead the Astros to the 1986 NLCS.

After retiring in 1992, Charley got back into baseball following a one-year layoff and started the first of his nine seasons as a manager in various independent leagues. He managed in the Texas-Louisiana League (Beaumont/Abilene) in 1994 and 1995 and is the all-time winningest manager in the now-defunct Western Baseball League (Grays Harbor, Reno, Chico).

He spent two seasons as a pro scout with the Seattle Mariners (2003-04) and one each with the San Diego Padres (2005) and Texas Rangers (2006) before joining the Phillies.

Charley was born in Knob Noster, Mo. He and his wife reside in Washington state. In January 2020, he won the George Genovese Lifetime Achievement Award in scouting, given annually by the Professional Baseball Scouts Foundation.



MIKE KOPLOVE
Special Assignment Scout

A Philadelphia native, Mike Koplove was hired by his hometown team prior to the 2018 season following six years as a scout with the Los Angeles Angels.

Mike pitched parts of seven years in the major leagues for the Arizona Diamondbacks (2001-06) and Cleveland Indians (2007), which included nine games as a rookie for the 2001 World Series champions. He finished 15-7 with two saves and a 3.82 ERA in 222 games, all as a reliever, after being selected by Arizona in the 29th round of the June 1998 draft out of the University of Delaware. In 2009, Mike was a non-roster invitee to Phillies spring training and pitched that season for the club's triple-A affiliate in Lehigh Valley.

A graduate of Chestnut Hill Academy in Philadelphia, Mike lives in Haddonfield, N.J., with his wife Samantha and their children Vivienne and Alexander.



DAN WRIGHT
Special Assignment Scout

Dan Wright was named a special assignment scout following the 2015 season. He had previously worked as a pro scout after joining the Phillies for the 2010 season.

After being selected by the Chicago White Sox in the second round of the June 1999 draft out of the University of Arkansas, Dan pitched for seven seasons (1999-2004; 2006), six with his original club and one in the Seattle Mariners organization. All of his major league time came with the White Sox, when he pitched in 70 games (64 starts) over the 2001-04 seasons. In 2001, Dan finished with a 2.82 ERA, good for third-best in the Southern League.

Upon retiring as a player, Dan worked as an area scout for the Mariners for four years (2006-09).

Dan was born in Longview, Texas, and currently resides in Cave Springs, Ark., with his wife Robin and their son Drew.



DICKIE NOLES
Employee Assistance Professional

The 2021 season marks Dickie Noles' 30th with the organization after rejoining the Phillies on April 1, 1992. Prior to his work as the employee assistance professional, he spent four years in the community relations department.

Dickie pitched for parts of 11 major league seasons with the Phillies (1979-81; 1990), Chicago Cubs (1982-84; 1987), Texas Rangers (1984-85), Cleveland Indians (1986), Detroit Tigers (1987) and Baltimore Orioles (1988) and finished his career at 36-53 with 11 saves and a 4.56 ERA in 277 games (96 starts). Selected by the Phillies in the fourth round of the June 1975 draft, Dickie was a member of the 1980

World Series champions, pitching in relief.

Nationally recognized as a substance prevention and motivational speaker, Dickie created SAVES, a prevention program that he has presented to over 2,000 organizations. He has served on the Pennsylvania Drug and Alcohol Board and Keystone Drug and Alcohol Center. In 1989, Dickie won the Texas Rangers Community Service Award and in 1992 he was honored as the International Christian Athlete of the Year. Other awards he has won include the Humanitarian of the Year by the Sunshine Foundation in 1997 and the Humanitarian Award from the Philadelphia Sports Writers Association in 2010. In 2019, he won the Richie Ashburn & David Montgomery Special Achievement Award, given annually to a Phillies employee who has demonstrated loyalty, dedication and passion for the game.

Dickie was born in Charlotte, N.C., and currently resides in Aston, Pa. He has one daughter, Brittany, and twin sons, Christopher and Nicholas.

CLUBHOUSE PERSONNEL



PHIL SHERIDAN **Manager, Clubhouse Services**

A 1992 graduate of Notre Dame University, Phil Sheridan began with the Phillies right out of college. He spent six seasons (1992-97) in the home clubhouse before becoming an assistant in the visiting clubhouse for one year (1998). He returned to the home side as an assistant in 1999 and spent 10 seasons (2007-16) as manager, home clubhouse before being named to his current position in January 2017.

At Notre Dame, Phil was senior student equipment manager on scholarship and during his stay, the Fighting Irish participated in two Orange Bowls (1990 and 1991) and one Sugar Bowl (1992). He remains a member of the school's Monogram Club.

Born in Philadelphia, Phil lives in Springfield, Pa., with his wife Jenn. He has five sons, Luke Thomas, Dylan Charles, Connor James, Grady Philip and Shane William, and four daughters, Samantha Marie, Mackenzie Lynn, Ryan Elizabeth and Casey Ann. Phil is a 1988 graduate of Malvern Prep.



DAN O'ROURKE **Manager, Equipment and Umpire Services**

Dan O'Rourke returned to the Phillies organization in 2001, making 2021 his 21st season in the clubhouse (he previously worked for the Phillies as a batboy and clubhouse attendant from 1985-90). He served as assistant clubhouse manager before being named to his current position in 2007.

Prior to rejoining the Phillies, Dan spent 10 years as assistant clubhouse manager for the Houston Astros. During his time with Houston, he was a member of the Phillies' 1996 All-Star Game clubhouse staff.

Dan was born in Philadelphia, Pa. He and his wife Lisa live in Cherry Hill, N.J. They have two daughters, Darby Ann and Megan Ruth, and one son, Daniel Thomas. Dan is a 1984 graduate of Northeast High School.



KEVIN STEINHOOR **Manager, Visiting Clubhouse**

The 2021 season is Kevin Steinhour's 41st year in professional baseball and his 33rd with the Phillies. He began his career helping out in the clubhouse and as batboy, from 1981-87, for single-A Springfield in the Cardinals organization before serving as equipment manager for triple-A Louisville during the 1988 and 1989 seasons.

Kevin joined the Phillies in September 1989 as the assistant equipment manager. In 1992, he was made the visiting clubhouse manager, a position he has held since. In 2007, Kevin was named the Visiting Clubhouse Manager of the Year as voted by the MLB equipment managers and visiting clubhouse managers.

Kevin was born in Springfield, Ill. He and his wife Tina live in Tabernacle, N.J. They have two daughters, Kylie Rae and Brooke Alexa, and two sons, Jake Richard and Brett Andrew. Kevin is a 1986 graduate of Springfield-Lanphier High School, the same school that produced Phillies Hall of Famer Robin Roberts.

MEDICAL PERSONNEL



PAUL BUCHHEIT
Head Athletic Trainer

Paul Buchheit was hired by the Phillies as head athletic trainer in November 2019. He previously spent 16 years in the Boston Red Sox organization, the final four (2016-19) as a major league assistant athletic trainer.

In his first year with the Phillies, Paul was tasked with overseeing the implementation and compliance of all COVID-19 protocols, which included testing, screening and contact tracing, among other things.

During Paul's 12 years in Boston's minor league system, he held the positions of head minor league medical coordinator (2014-15) and athletic training coordinator (2012-13). He also spent two seasons as Portland's athletic trainer (2010-11), one with Salem (2009) and three with Greenville (2006-08) after interning with Lowell (2005) and Sarasota (2004). Prior to his time with Boston, Paul, a native of Sioux City, Iowa, worked as an athletic training intern with the Sioux City Explorers, an independent league baseball team.

Paul graduated from Buena Vista University and received his master's degree in athletic training from the University of Northern Iowa. He is athletic trainer certified and a certified strength and conditioning specialist. He and his wife Allison live in Media, Pa. They have two sons, Hayden and Noah, and one daughter, Heidi.

PHILLIES ATHLETIC TRAINERS

1941-45	Leo Miller
1946-47	Dusty Cooke
1948-62	Frank Wiechec
1963-68	Joe Liscio
1969-80	Don Seger
1981-2006	Jeff Cooper
2007-19	Scott Sheridan
2020-	Paul Buchheit



SHAWN FCASNI
Assistant Athletic Trainer

Shawn Fcasni joined the Phillies' major league training staff in November 2011 after spending the previous 11 years (2001-11) in the organization's player development system. The 2021 season is his 10th on the major league training staff.

Prior to being named to his current position, Shawn spent four years (2008-11) as the Phillies' minor league conditioning coordinator and had been promoted to the club's minor league athletic training and rehabilitation coordinator at the end of the 2011 season. He worked as the athletic trainer for the Phillies' minor league affiliates in Ottawa (AAA) in 2007 and Reading (AA) in 2006 and in the same capacity for the Peoria Saguaros in the 2006 Arizona Fall League. He began his Phillies career as an intern athletic trainer, first with the Phillies in 2001 and then the Gulf Coast League Phillies (R) in 2002.

Shawn earned his bachelor's degree in athletic training from West Chester University and his master's degree from Nova Southeastern University. He holds certifications as a certified strength and conditioning specialist (National Strength and Conditioning Association), performance enhancement specialist and a corrective exercise specialist (National Academy of Sports Medicine).

Shawn was born in Point Pleasant, N.J., and currently resides in Sewell, N.J., with his wife Shannon and their two children, Brandon and Alyssa.



AARON HOBACK
Assistant Athletic Trainer

Aaron Hoback in his second season as an assistant athletic trainer with the Phillies.

Prior to being hired by the Phillies, Aaron spent 13 years in the Milwaukee Brewers organization working as the athletic trainer with rookie-level Helena (2007-08), single-A Wisconsin (2009), double-A Huntsville (2010-12), triple-A Nashville (2013-2014), triple-A Colorado Springs (2015-2018) and triple-A San Antonio (2019).

Aaron graduated from Western Illinois University in 2005 with a bachelor's degree in kinesiology. He served as a graduate assistant athletic trainer for the Wichita State baseball team in 2006 and also served as an intern athletic trainer with the St. Louis Cardinals (2004 & 2005) and St. Louis Rams (2004). He is certified as an athletic trainer, corrective exercise specialist and performance enhancement specialist (National Academy of Sports Medicine), fascial distortion model (total body), certified kinesiotape practitioner, functional range release (UE), and Level 1 MovNat instructor.

Aaron was born in Springfield, Mo., and resides in St. Louis, Mo., with his wife Kathryn and son Wesley.

MEDICAL PERSONNEL



PAUL FOURNIER

Major League Strength & Conditioning Coach

Paul Fournier was named to his current position on September 30, 2013, after serving in the same capacity in the Phillies player development system for two years (2012-13). In 2014, he was named to the National League All-Star training staff.

Prior to joining the Phillies, Paul spent nine years (2003-11) with the Florida Marlins as the major league strength & conditioning coordinator and six years with the Montreal Expos as the coordinator of athletic training and conditioning for all minor league players. He also oversaw rehabilitation programs for both major and minor league players while with Montreal. From 1995-96, Paul served as the trainer for the West Palm Beach Expos (A). In 1999, Paul was named the winner of the John McHale Award, given annually to those in the Montreal organization who are recognized as the top performers in player development. He is a 1993 graduate of Northeastern University and a 2017 inductee into the Newfound Memorial High School Hall of Fame.

At the 2017 Winter Meetings, Paul was bestowed with emeritus level status as a registered strength and conditioning coach by the National Strength and Conditioning Association.

Paul was born in Nova Scotia and lives in Cedar Mountain, N.C., with his wife Elise and their three daughters, Hannah, Jayna and Gracia.



DONG LIEN

Assistant Major League Strength & Conditioning Coach

Dong Lien rejoined the Phillies major league athletic training staff in 2018 after four years as the strength and conditioning coach for triple-A Lehigh Valley.

The 2021 season is Dong's 17th with the Phillies organization. He spent his first two years as the strength and conditioning coach for single-A Clearwater (2005) and single-A Batavia (2006) before being promoted to minor league conditioning coordinator, overseeing the entire system. In 2008, he was named to the major league staff as the strength and conditioning coordinator, a role he held through the 2013 season.

A 2003 graduate of the University of Manitoba, Dong earned his BESS degree in athletic therapy and worked as a student athletic therapist with the Winnipeg Goldeyes of the independent Northern League. His certifications include Master's of Science (MSc), certified athletic trainer (ATC), registered strength & conditioning coach with distinction (RSCC*D), and certified strength & conditioning specialist (CSCS).

Dong was born in Indonesia and currently resides in Pennsburg, Pa., with his wife Tara and their daughter Ryley.



JOE RAUCH

Major League Physical Therapist

Joe Rauch was hired by the Phillies in January 2015 and worked five years as the minor league athletic training and rehabilitation coordinator before being promoted to his current position in January 2020. Prior to joining the Phillies, he had worked for NovaCare Rehabilitation in Philadelphia and was the physical therapist for LaSalle University Athletics.

Before coming to Philadelphia, Joe spent five years at the University of Cincinnati, most recently as the trainer for the athletics department and director of rehabilitation for the Bearcats' football, basketball and baseball teams.

Joe is a 2005 graduate of the University of Pittsburgh with a bachelor's degree in rehabilitation science and a concentration in athletic training. In 2009, he received his DPT from Widener University in Chester, Pa. He completed a student rotation at Champion Sports Medicine in Birmingham, Ala., and was then accepted into the NovaCare/University of Cincinnati Sports Physical Therapy Residency Program, which he completed in 2010. In 2014, he became a Board Certified Sports Physical Therapist.

Joe has been published multiple times and has spoken at various continuing education meetings including APTA CSM and ASMI Baseball Course. Born in Columbus, Ohio, he currently resides in Clearwater, Fla.

MEDICAL PERSONNEL



MIKE HEFTA **Minor League Athletic Training Coordinator**

Mike Hefta was promoted to his current position in January 2020. This season marks his eighth in the Phillies organization.

Mike had spent the previous six seasons as the athletic trainer for Reading (AA, 2019), Clearwater (A, 2017-18) and Williamsport (A, 2014-16) in the Phillies minor league system. He worked three seasons (2011-13) as an athletic training intern for the Texas Rangers while concurrently earning his bachelor's degree from Henderson State University in 2012 and his master's degree from Southeastern Oklahoma State University in 2014. Mike was a left-handed pitcher for Redlands Junior College before transferring to Henderson State to focus on his education. In addition to being a certified athletic trainer, Mike is also a certified strength and conditioning specialist.

Originally from El Reno, Okla., Mike currently resides in Little Rock, Ark., with his wife Lauren.



FUREY LEVA **Minor League Strength & Conditioning Coordinator**

A Philadelphia native, Furey Leva joined the Phillies in January 2017 after four years as a member of the Pittsburgh Pirates player development staff.

Furey worked as a strength coach at four minor league stops for the Pirates: Indianapolis (AAA), Altoona (AA), Bradenton (A) and Jamestown (A). At the amateur level, he spent one year (2013) as the assistant strength coach for Temple University football and two years (2012-13) as the head baseball strength coach for North Penn High School.

Furey is a 2012 graduate of Temple University, where he received his Bachelor of Science. His certifications include certified strength & conditioning specialist (CSCS), registered strength and conditioning coach (RSCC) and also USA-Weightlifting Level 1 (USAW). Furey serves on the Professional Baseball Strength and Conditioning Society's executive board as the minor league representative for the National League. He resides in Palm Harbor, Fla., with his wife MiKayla.



MICHAEL G. CICCOTTI, MD **Director of Medical Services**

The 2021 season is Dr. Ciccotti's 23rd with the Phillies. He is a graduate of the College of the Holy Cross in Worcester, Mass., and Georgetown University School of Medicine in Washington, D.C.

Dr. Ciccotti completed an orthopaedic residency training at Thomas Jefferson University Hospital followed by a fellowship in sports medicine at the Kerlan-Jobe Sports Clinic in Los Angeles, Calif. While in LA, he served as assistant team physician for all the Los Angeles professional sports teams and the University of Southern California athletic program.

He returned to the Rothman Institute and Thomas Jefferson University where he is the Everett J. and Marian Gordon Professor of Orthopaedic Surgery, Chief of the Division of Sports Medicine and the Director of the Sports Medicine Fellowship Program. Dr. Ciccotti has served as orthopaedic consultant for the U.S. Women's National Soccer Team, Philadelphia Flyers and Philadelphia Eagles. In addition to the Phillies, Dr. Ciccotti also currently serves as head team physician for St. Joseph's University and senior orthopaedic consultant for the Philadelphia 76ers. He has served as president of the Major League Baseball Team Physicians Association and was honored with the 20-Year Service Award from the Professional Baseball Athletic Trainers Society (PBATS) in 2017.

He currently serves as the chairman Emeritus of the Major League Baseball Medical Advisory Committee, the past-president of the Board of Directors for the internationally recognized Orthopaedic Learning Center Surgical Skills Lab and 49th president of the American Orthopaedic Society for Sports Medicine. He recently was bestowed the prestigious George D. Rovere Award for Lifetime Contribution to Sports Medicine Education, the Dick Vermeil Lifetime Achievement Award for his Outstanding Contributions to Sports Medicine and the Joseph S. Torg Award from the Philadelphia Sports Congress for Outstanding Educational Contribution to Sports Medicine. He has authored numerous articles, original research and textbooks, and has lectured extensively regionally, nationally and internationally on the full spectrum of sports medicine. He has been consistently recognized as one of the "Top Sports Medicine Doctors" in Philadelphia as well as one of the "Best Doctors" in America.

Dr. Ciccotti was born in Scranton, Pa. He and his wife Patricia live in Haverford, Pa., with their four children, Michael, Matthew, Emily and Caroline.

MEDICAL PERSONNEL



STEVEN B. COHEN, MD
Head Team Physician

The 2021 season is Dr. Cohen's 15th with the Phillies and sixth as head team physician. He is a graduate of both Columbia University in New York City and the Robert Wood Johnson Medical School at the University of Medicine and Dentistry of New Jersey. Dr. Cohen completed his orthopaedic residency training at the University of Virginia Health Center followed by a fellowship in sports medicine at the University of Pittsburgh Medical Center. While in Pittsburgh, he assisted in the care of the NFL's Pittsburgh Steelers, the NHL's Pittsburgh Penguins, the University of Pittsburgh and Duquesne University. He returned locally to the Rothman Institute and Thomas Jefferson University, where he is an orthopaedic sports medicine specialist and serves as a professor of orthopaedic surgery at the

Sidney Kimmel Medical College at Thomas Jefferson University and co-director of the sports medicine research program at Rothman Orthopaedics. He was named as a Top Doctor Rising Star by *Philadelphia Magazine* in 2009 and annually a Top Doctor by *Main Line Today* magazine.

In addition to the Phillies, Dr. Cohen also currently serves as the team orthopedist for the Philadelphia Flyers and team physician for St. Joseph's University, Immaculata University, Neumann University, Penncrest High School, Community Academy of Philadelphia, and Sacred Heart Academy. He also serves on the Executive Committee for the Major League Baseball Team Physicians Association and was the medical director of the Philadelphia Marathon for 10 years.

Dr. Cohen was born in Philadelphia and attended Cherry Hill West High School. He and his wife Kathleen live in Media, Pa., with their three children, Alexa, William and Tyler.



MARC I. HARWOOD, MD
Team Physician

Dr. Harwood graduated summa cum laude from Temple University, while earning his undergraduate bachelor's degree in chemistry. He received his Doctor of Medicine from Temple University School of Medicine, where he was elected to the Alpha Omega Alpha Medical Honor Society and completed his residency and a primary care sports medicine fellowship at Thomas Jefferson University Hospital. Dr. Harwood is currently an associate professor in the department of family and community medicine and the department of orthopaedic surgery at the Sidney Kimmel Medical College at Thomas Jefferson University. He also serves as the director of the non-operative sports medicine service at the Rothman Institute. Dr. Harwood is a past president of the Major League

Baseball Team Physicians Association, an elected position that represents the team physicians across all of Major League Baseball. He currently serves on the Medical Advisory Committee and the Research Committee for Major League Baseball.

In addition to his work with the Phillies, Dr. Harwood currently serves as a sports medicine consultant to the Pennsylvania Ballet, BalletX, Rock School for Dance Education and University of the Arts. He also serves as a consultant to Athletes and the Arts, a collaborative initiative that seeks to provide healthcare resources to meet the unique needs of performing artists. He is currently a team physician for St. Joseph's University and local high schools in the Delaware Valley.

Dr. Harwood is a member of the American Academy of Family Physicians, American Medical Society of Sports Medicine, American College of Sports Medicine, Performing Arts Medicine Association and International Association for Dance Medicine & Science. He is a diplomate of the American Board of Family Medicine and maintains specialty certification in sports medicine.

Born in Philadelphia, Dr. Harwood lives in Wynnewood, Pa., with his wife Lisa and their two children, Simon and Talia.



JEREMY D. CLOSE, MD
Team Physician

Dr. Close joined the medical staff of the Phillies prior to the 2015 season. He is a graduate of Colorado College in Colorado Springs, Colo., and Jefferson Medical College in Philadelphia. Dr. Close completed his family medicine residency training at Thomas Jefferson University in Philadelphia, followed by a fellowship in primary care sports medicine.

At Thomas Jefferson University, Dr. Close serves as an associate professor of family medicine and director of the primary care sports medicine fellowship. He is a consultant for the Rock School and University of the Arts and is the vice president of the Athlete Health Organization, which provides free comprehensive sports physicals to underserved student athletes. He is also a member of the American Academy of Family Physicians, American Medical Society of Sports Medicine and the American College of Sports Medicine and remains involved in sports research and writing.

Dr. Close was born in Aspen, Colo. He and his wife Kristine live in Haddonfield, N.J., with their two children, Colin and Kate.



MIKE SCHMIDT
Special Advisor



Arguably the greatest third baseman to ever play in the major leagues – and the greatest player in Phillies history – Mike Schmidt returned to the organization in 2002 as a special instructor, a role he held through the 2018 season before being named special advisor.

Following his 18-year playing career (1972-89), spent entirely with the Phillies, Mike was elected to the National Baseball Hall of Fame in 1995 with 96.5% of the votes, becoming the 26th player elected on the first ballot. He led the National League in home runs a record eight times; RBI, four times; slugging percentage, five times; and on-base percentage and total bases, three times. When he retired, Mike was ranked seventh on MLB's all-time home run list (548) and will enter the 2021 season ranked 16th, with Miguel Cabrera the closest active player (30th all-time with 487 homers). Mike holds the career record for a third baseman in home runs (509) and set the major league record for homers in a season by a third baseman with 48 in 1980, which stood until it was broken in 2007 by Alex Rodriguez (52).

A 12-time NL All-Star during his career, Mike won three NL MVP Awards (1980, 1981 & 1986), six Silver Slugger Awards and 10 Gold Gloves, while also being named the MVP of the 1980 World Series.

In 2014, Mike began working as a broadcaster on Phillies telecasts during home Sunday games. From 2015-18, he worked Saturdays as well. He spent the 1990 season as a Phillies broadcaster and, in 2004, managed single-A Clearwater, his first stint as a full-time manager or coach at any level, leading the club to a 55-81 record. In 2009, he served as third base coach for Team USA in the World Baseball Classic.

Mike was born in Dayton, Ohio, and currently lives in Jupiter, Fla., with his wife Donna.



JIMMY ROLLINS
Special Advisor

Jimmy Rollins returned to the Phillies in 2019 as a special advisor. In his role, Jimmy does a variety of jobs on both the baseball and business sides of the organization, including – but not limited to – coaching, meeting with sponsors and suite holders, fan engagement and community outreach. He also broadcast a select number of games in 2019 for NBC Sports Philadelphia and will continue that role in 2021.

The Phillies' all-time leader in hits (2,306) and doubles (479), Jimmy was a second-round draft selection by the club in 1996. He made his major league debut in September 2000 and tripled in his first major league at-bat. Jimmy would go on to make three All-Star teams (2001-02, 2005), win four Gold Glove Awards (2007-09, 2012) and win a Silver Slugger Award (2007), all as a member of the Phillies over 15 seasons. In 2007, he reached the pinnacle of individual achievement in baseball by being voted the National League Most Valuable Player by the Baseball Writers' Association of America. That year, the switch-hitter played in all 162 games and batted .296 with 38 doubles, 20 triples, 30 home runs, 94 RBI, 41 stolen bases and 139 runs scored, leading the NL in games, at-bats (716), triples and runs.

In 2014, his final season with the club, Jimmy was the co-winner (along with Paul Konerko) of the prestigious Roberto Clemente Award. The award recognizes Major League Baseball players who best represent the game of baseball through positive contributions on and off the field, including sportsmanship and community involvement. Throughout his career in Philadelphia, Jimmy participated in numerous charitable endeavors, including 'J-Roll's Readers' club as chairman of the Philadelphia Reads program, Easter Seals, the Arthritis Foundation and "J-Roll's Aces," a program that provided Phillies tickets, T-shirts and concessions to disadvantaged students.

Following his tenure in Philadelphia, Jimmy spent one season each with the Los Angeles Dodgers and Chicago White Sox. He finished his career with a .264 batting average, 511 doubles, 115 triples, 231 home runs, 936 RBI and 470 stolen bases in 2,275 games. His .983 fielding percentage ranks third-best in major league history among shortstops (min. 1,000 games) behind Omar Vizquel (.985) and Troy Tulowitzki (.985) and he ranks sixth all-time in games played at shortstop (2,227). Jimmy ranked in the top three in the NL in fielding percentage in 11 of the 13 seasons that he qualified, including leading the league four times.

Jimmy was born in Alameda, Calif., and currently lives in Encino, Calif., with his wife Johari and their three daughters, Camryn, Logan and Brie.

CLUB AMBASSADORS



GARY MATTHEWS

Club Ambassador

One of the most memorable personalities in Phillies history, Gary Matthews – known simply as “The Sarge” – was named a club ambassador following the 2013 season. In his role, Gary works with the Phillies community outreach program in charitable endeavors, as well as visiting suites at Citizens Bank Park during games and attending sponsorship events.

Before being named to his current position, Gary spent seven seasons as a color analyst for Phillies broadcasts. His previous broadcasting experience included two seasons as a radio broadcaster for the Toronto Blue Jays (2000-01) and serving as a baseball analyst on Headline Sports Television, a Canadian cable network based in Toronto.

The former outfielder played 16 seasons in the majors, including three with the Phillies (1981-83). He was the Most Valuable Player of the 1983 National League Championship Series when the Phillies defeated the Los Angeles Dodgers to advance to the World Series. He also played for the San Francisco Giants (1972-76), Atlanta Braves (1977-80), Chicago Cubs (1984-87) and finished his playing career with the Seattle Mariners in 1987. For his career, Gary hit .281 with 234 home runs, 978 RBI and 183 stolen bases in 2,033 games.

Gary won the NL Rookie of the Year Award in 1973 and was a member of the 1979 NL All-Star team. He appeared in the NL Division Series with the Phillies in 1981, the NLCS and World Series with the Phillies in 1983 and the NLCS with the Cubs in 1984.

Following his playing career, Gary worked in private industry before joining the Cubs organization as a minor league hitting instructor (1995-97). He spent seven seasons as a major league coach: Toronto Blue Jays hitting coach, 1998-99; Milwaukee Brewers hitting coach, 2000; and Cubs hitting coach, 2003-04, and first base coach, 2005-06.

Gary was drafted out of San Fernando High School in June 1968, the 17th player selected overall. His son Gary Jr. played in the majors with seven different teams.

Born in San Fernando, Calif., Gary lives in Atlanta, Ga. He has five children, Gary Jr., Delvon, Dustin, Dannon and Paige, and one grandson, Denver.



MICKEY MORANDINI

Club Ambassador

Mickey Morandini transitioned to his role as club ambassador in 2018. He had spent the previous two years with the team as first base coach and baserunning instructor.

Prior to joining the major league staff, Mickey spent five years in the Phillies minor league system as a coach for triple-A Lehigh Valley and double-A Reading and manager for single-A Lakewood and single-A Williamsport. He also spent four years as head coach for the Valparaiso High School varsity baseball team.

A 1995 National League All-Star, Mickey played nine of his 11 major league seasons (1990-2000) with the Phillies and was a member of the 1993 NL champions. He ranks fourth in Phillies history in most games played at second base (926) and was the recipient of the Paul Owens Award in 1989 as the best player in the Phillies minor league system. Mickey was originally selected by the Phillies in the fifth round of the June 1988 draft out of Indiana University. As an amateur, he won a gold medal as a member of the 1988 Olympic baseball team.

Born in Leechburg, Pa., Mickey and his wife Peg currently live in Glen Mills, Pa. They have three sons: Jordan, Griffin and Braydon.

2021 PHILLIES





JOE GIRARDI

Manager

25

@joegirardi

B-T: R-R

HT: 5-11; **WT:** 195

OPENING DAY AGE: 56

BORN: October 14, 1964

HOMETOWN: Peoria, IL

RESIDES: Boca Raton, FL

CONTRACT STATUS: Signed a three-year contract, 10/24/19, taking him through 2022, with a club option for 2023

MANAGING/COACHING CAREER

- Named the 55th manager of the Phillies on 10/24/19
- On 8/26/20 at WSH, earned the 1,000th victory of his managerial career in his 1,808th game, becoming the 16th-fastest manager in MLB history to reach 1,000 career wins, and the fastest since Davey Johnson in 1999 (1,000th win in his 1,738th game)
- Was just the fourth manager ever to earn his 1,000th career victory while at the helm of the Phillies, joining Charlie Manuel (8/12/2013), Steve O'Neil (4/14/1954) and Harry Wright (9/30/1893)
- Previously managed NYY (2008-17) and FLA (2006)
- Managed NYY to six playoff berths in 10 years, including the 2009 World Series, NYY's 27th franchise championship
- During his 10 years as NYY's manager, NYY had the most wins (910), most home runs (2,019) and best fielding percentage (.986) among all MLB teams and scored the 2nd-most runs (7,819; BOS: 8,042)
- Earned the 900th win of his managerial career, 4/10/17 vs TB
- Managed NYY to its 10,000th franchise win on 10/1/15 vs BOS; the win also clinched a Wild Card berth
- Won BBWAA and *The Sporting News* Manager of the Year honors for 2006 after leading FLA to a 78-84 record
- At the age of 41, was the youngest manager in FLA's team history
- Served as NYY's bench coach to Hall of Fame manager Joe Torre in 2005, his first ML coaching assignment
- Has 39 career ejections as a ML manager, including one in the postseason (last: 9/21/20 at WSH)

PLAYING CAREER

- Selected by CHI in the 5th round of the June 1986 draft when Dallas Green was the GM
- Played 18 professional seasons, including parts of 15 in the major leagues
- Made his ML debut against the Phillies on 4/4/89 and played his first road game at Veterans Stadium
- On 8/7/91, in his first game back after missing nearly four months with a strained lower back, suffered a broken nose in a home plate collision with the Phillies' John Kruk at Veterans Stadium
- Selected by COL with the 19th pick in the 1992 Expansion Draft from CHI
- Was a member of three World Series-winning teams with NYY (1996; 1998-99)
- He and Hall of Famer Yogi Berra are the only NYY catchers to be behind the plate for two regular season no-hitters; Girardi caught Dwight Gooden's no-hitter on 5/14/96 vs SEA and David Cone's perfect game on 7/18/99 vs MTL; Berra caught both of Allie Reynolds' no-hitters in 1951
- Made the 2000 NL All-Star team in his second stint with CHI

PERSONAL

Joseph Elliott Girardi... Married Kim Innocenzi (12/17/89); has three children: son Dante and daughters Serena and Lena... 1982 graduate of Spalding Institute (IL), where he was an All-State selection in baseball... 1986 graduate of Northwestern University (IL) with a bachelor's degree in industrial engineering... Was a three-time Academic All-American and two-time All-Big 10 selection at catcher... Was elected to the College Sports Information Directors Hall of Fame on 7/1/07, becoming the first former major leaguer to be enshrined... Received the 2007 Distinguished Alumni Award from the Northwestern University Department of Industrial Engineering and Management Sciences... Received the NCAA Silver Anniversary Award on 1/14/10, recognizing the personal achievements of a college graduate 25 years following their collegiate athletic career... Established his own charity, Catch 25, which is dedicated to providing support to families and individuals across the country who have been challenged with ALS, Alzheimer's, cancer and fertility issues... Catch 25 provides assistance through scholarships, financial aid and charitable donations and is devoted to serving children and adults that may not otherwise have the financial and emotional support they need... His father, Jerry, passed away in 2012 following a long bout with Alzheimer's... Hosted the "Remember When, Remember Now" benefit along with Michael Kay in New York City, helping raise funds for his charity and Alzheimer's research... During his final two seasons (2016-17) as NYY's manager, regularly wore the T-shirts of over 150 charitable organizations during his pregame press conferences at Yankee Stadium, drawing attention to the causes they benefit... His wife, Kim, hosted several charitable events at Yankee Stadium, including fundraisers for stomach cancer research in which fans could purchase blue hair extensions and mohawks... Following his retirement as a player, joined the YES Network as an analyst and won an Emmy Award for hosting the network's "Kids on Deck" series... Rejoined YES in 2007, working as an analyst... Worked with FOX during the regular season and postseason in 2007... Was a member of ESPN Radio's team for the 2003 NL Division Series... Served as an in-studio analyst for MLB Network as well as a color commentator for MLB's weekly Showcase Game during the 2018-19 seasons... Joined Fox Sports' regular season game coverage as an analyst for the 2019 season

JOE GIRARDI'S MANAGERIAL RECORD

YEAR	CLUB	LEAGUE	W-L	POSITION
2006	FLORIDA	NATIONAL	78-84	4th
2008	NEW YORK	AMERICAN	89-73	3rd
2009	NEW YORK	AMERICAN	103-59	1st
2010	NEW YORK	AMERICAN	95-67	2nd
2011	NEW YORK	AMERICAN	97-65	1st
2012	NEW YORK	AMERICAN	95-67	1st
2013	NEW YORK	AMERICAN	85-77	T-3rd
2014	NEW YORK	AMERICAN	84-78	2nd
2015	NEW YORK	AMERICAN	87-75	2nd
2016	NEW YORK	AMERICAN	84-78	4th
2017	NEW YORK	AMERICAN	91-71	2nd
2020	PHILLIES	NATIONAL	28-32	3rd
ML	Totals		1016-826	.552

GIRARDI'S POSTSEASON MANAGERIAL RECORD

YEAR	CLUB	TITLE	W-L
2009	NEW YORK	World Champions	11-4
2010	NEW YORK	Wild Card winners	5-4
2011	NEW YORK	AL East Champions	2-3
2012	NEW YORK	AL East Champions	3-6
2015	NEW YORK	Wild Card winners	0-1
2017	NEW YORK	Wild Card winners	7-6
Postseason	Totals		28-24

GIRARDI'S ALL-STAR MANAGERIAL RECORD

YEAR	CLUB	W-L
2010	AMERICAN	Lost 3-1
ASG	Totals	0-1

GIRARDI'S CAREER STATISTICS

YEAR	CLUB	AVG	G	AB	R	H	2B	3B	HR	RBI	SH	SF	HP	BB	SO	SB	CS	OBP	SLG	OPS	E
1986	Peoria	.309	68	230	36	71	13	1	3	28	2	3	3	17	36	6	3	.360	.413	.773	5
1987	Winston-Salem	.280	99	364	51	102	9	8	8	46	2	1	2	33	64	9	2	.343	.415	.757	18
1988	Pittsfield	.272	104	357	44	97	14	1	7	41	2	2	3	29	51	7	4	.330	.375	.705	6
1989	CHICAGO-NL	.248	59	157	15	39	10	0	1	14	1	1	2	11	26	2	1	.304	.331	.635	7
	Iowa	.245	32	110	12	27	4	2	2	11	0	0	0	5	19	3	1	.278	.373	.651	1
1990	CHICAGO-NL	.270	133	419	36	113	24	2	1	38	4	4	3	17	50	8	3	.300	.344	.644	11
1991	CHICAGO-NL	.191	21	47	3	9	2	0	0	6	1	0	0	6	6	0	0	.283	.234	.517	3
	Iowa+	.222	12	36	3	8	1	0	0	4	1	0	0	4	8	2	0	.300	.250	.550	3
1992	CHICAGO-NL	.270	91	270	19	73	3	1	1	12	0	1	1	19	38	0	2	.320	.300	.620	4
1993	COLORADO	.290	86	310	35	90	14	5	3	31	12	1	3	24	41	6	6	.346	.397	.743	6
	Colo. Springs	.484	8	31	6	15	1	1	1	6	0	0	0	3	1	0	0	.484	.677	1.161	1
1994	COLORADO	.276	93	330	47	91	9	4	4	34	6	2	2	21	48	3	3	.321	.364	.685	5
1995	COLORADO	.262	125	462	63	121	17	2	8	55	12	1	2	29	76	3	3	.308	.359	.667	10
1996	NEW YORK-AL	.294	124	422	55	124	22	3	2	45	11	3	5	30	55	13	4	.346	.374	.720	3
1997	NEW YORK-AL	.264	112	398	38	105	23	1	1	50	5	2	2	26	53	2	3	.311	.334	.645	5
1998	NEW YORK-AL	.276	78	254	31	70	11	4	3	31	8	1	2	14	38	2	4	.317	.386	.703	3
1999	NEW YORK-AL	.239	65	209	23	50	16	1	2	27	8	2	0	10	26	3	1	.271	.354	.626	8
2000	CHICAGO-NL	.278	106	363	47	101	15	1	6	40	6	3	3	32	61	1	0	.339	.375	.714	5
2001	CHICAGO-NL	.253	78	229	22	58	10	1	3	25	2	1	0	21	50	0	1	.315	.345	.660	0
2002	CHICAGO-NL	.226	90	234	19	53	10	1	1	13	5	1	0	16	35	1	0	.275	.291	.565	6
2003	Peoria	.111	3	9	0	1	0	0	0	1	0	0	1	0	2	0	0	.200	.111	.311	0
	Tennessee	.400	3	10	0	4	0	0	0	1	0	0	1	0	0	0	0	.455	.400	.855	0
	Memphis	.292	18	65	3	19	1	0	0	4	0	0	1	5	6	0	0	.352	.308	.660	0
	ST. LOUIS	.130	16	23	1	3	0	0	0	1	0	0	0	3	4	0	0	.231	.130	.361	1
Minors Totals		.284	323	1128	152	320	42	13	21	136	7	6	7	88	181	28	10	.339	.393	.732	34
AL Totals		.272	379	1283	147	349	72	9	8	153	32	8	9	80	172	20	12	.317	.361	.678	19
NL Totals		.264	898	2844	307	751	114	17	28	269	49	15	16	199	435	24	19	.314	.346	.660	58
ML Totals		.267	1277	4127	454	1100	186	26	36	422	81	23	25	279	607	44	31	.315	.350	.666	77

+ Rehab assignment

GIRARDI'S DIVISION SERIES STATISTICS

YEAR	CLUB, OPP	AVG	G	AB	R	H	2B	3B	HR	RBI	SH	SF	HP	BB	SO	SB	CS	OBP	SLG	OPS	E
1995	COL, ATL	.125	4	16	0	2	0	0	0	0	0	0	0	0	2	0	0	.125	.125	.250	1
1996	NYY, TEX	.222	4	9	1	2	0	0	0	0	0	0	0	4	1	0	0	.462	.222	.684	0
1997	NYY, CLE	.133	5	15	2	2	0	0	0	0	1	0	0	1	3	0	0	.188	.133	.321	0
1998	NYY, TEX	.429	2	7	0	3	0	0	0	0	0	0	0	1	0	0	0	.429	.429	.857	0
1999	NYY, TEX	.000	2	6	0	0	0	0	0	0	0	0	0	0	1	0	0	.000	.000	.000	0
DS	Totals	.170	17	53	3	9	0	0	0	0	1	0	0	5	8	0	0	.241	.170	.411	1

GIRARDI'S LEAGUE CHAMPIONSHIP SERIES STATISTICS

YEAR	CLUB, OPP	AVG	G	AB	R	H	2B	3B	HR	RBI	SH	SF	HP	BB	SO	SB	CS	OBP	SLG	OPS	E
1989	CHC, SF	.100	4	10	1	1	0	0	0	0	1	0	0	1	2	0	0	.182	.100	.282	0
1996	NYY, BAL	.250	4	12	1	3	0	1	0	0	0	0	0	1	3	0	0	.308	.417	.724	0
1998	NYY, CLE	.250	3	8	2	2	0	0	0	0	0	0	1	0	0	0	0	.333	.250	.583	0
1999	NYY, BOS	.250	3	8	0	2	0	0	0	0	0	0	0	0	2	0	0	.250	.250	.500	0
LCS	Totals	.211	14	38	4	8	0	1	0	0	1	0	0	3	7	0	0	.268	.263	.531	0

GIRARDI'S WORLD SERIES STATISTICS

YEAR	CLUB, OPP	AVG	G	AB	R	H	2B	3B	HR	RBI	SH	SF	HP	BB	SO	SB	CS	OBP	SLG	OPS	E
1996	NYY, ATL	.200	4	10	1	2	0	1	0	1	1	0	0	1	2	0	0	.273	.400	.673	0
1998	NYY, SD	.000	2	6	0	0	0	0	0	0	0	0	0	0	2	0	0	.000	.000	.000	0
1999	NYY, ATL	.286	2	7	1	2	0	0	0	0	1	0	0	0	1	0	0	.286	.286	.571	0
WS	Totals	.174	8	23	2	4	0	1	0	1	2	0	0	1	5	0	0	.208	.261	.469	0

GIRARDI'S ALL-STAR GAME STATISTICS

YEAR	CLUB, SITE	AVG	G	AB	R	H	2B	3B	HR	RBI	SH	SF	HP	BB	SO	SB	CS	OBP	SLG	OPS	E
2000	NL, ATL	Did not play																			



BEST WINNING PCT, ACTIVE ML MANAGERS (min. 500 games managed)

1. Dave Roberts .614
2. A.J. Hinch .558
3. **JOE GIRARDI .552**

MOST WINS, ACTIVE ML MANAGERS

1. Tony La Russa 2,728
2. Dusty Baker 1,892
3. Terry Francona 1,702
4. Joe Maddon 1,278
5. Bob Melvin 1,260
6. **JOE GIRARDI 1,016**

ACTIVE ML MANAGERS WITH A WORLD SERIES CHAMPIONSHIP

- | | |
|--------------------|----------------------------------|
| Tony La Russa | 1989 (OAK),
2006 & 2011 (STL) |
| Terry Francona | 2004 & 2007 (BOS) |
| JOE GIRARDI | 2009 (NYY) |
| Joe Maddon | 2016 (CHI) |
| A.J. Hinch | 2017 (HOU) |
| Alex Cora | 2018 (BOS) |
| Dave Martinez | 2019 (WSH) |
| Dave Roberts | 2020 (LAD) |

59

ROB THOMSON**Bench Coach****B-T:** R-R**HT:** 6-0; **WT:** 200**OPENING DAY AGE:** 57**BORN:** August 16, 1963, Stratford, Ontario, Canada**RESIDES:** Sebringville, Ontario, Canada**MANAGING/COACHING CAREER**

- Named Phillies bench coach on 12/5/17; also coordinates spring training
- Spent 28 years as member of the NYY organization (1990-2017), including 10 on the ML coaching staff as the bench coach (2008, 2015-17) and 3rd base coach (2009-14)
- Stood in as manager for Joe Girardi for three games in 2008, and was believed to be the first Canadian to manage or stand in to manage a ML game since 1934 (PIT's George "Mooney" Gibson)
- Went 1-2 in those games as manager, although the totals counted toward Girardi's managerial record
- Served as NYY's major league field coordinator in 2007 after spending three seasons (2004-06) as a special assignment instructor
- Was named NYY's director of player development in 2000, holding the position until his promotion to vice president of minor league development prior to 2003
- Moved into NYY's front office as a field coordinator in 1998 after spending two seasons (1996-97) as 3rd base coach for Columbus (AAA)

- Spent the 1995 season as manager of Oneonta (A) in the New York-Penn League after spending five years (1990-94) as a coach in NYY's minor league system
- Joined the NYY organization in 1990 as a 3rd base coach for Fort Lauderdale (A)
- Represented DET at an MLB clinic in 1989
- Coached briefly in DET's minor league system during the 1988 season

PLAYING CAREER

- Selected by DET in the 32nd round of the June 1985 draft
- Played four minor league seasons in DET's farm system from 1985-88
- Played in 136 games as a catcher, 55 at 3rd base, four at 1st base and one each at 2nd base and pitcher

PERSONAL

Robert Lewis Thomson... Married Michele Wilker (2/7/87); has two daughters, Jacqueline and Christina... Played baseball for one year at St. Clair County Community College (MI) before transferring to the University of Kansas... Was a 2019 inductee into the Canadian Baseball Hall of Fame

ROB THOMSON'S CAREER STATISTICS

YEAR	CLUB	AVG	G	AB	R	H	2B	3B	HR	RBI	SH	SF	HP	BB	SO	SB	CS	OBP	SLG	OPS	E
1985	Bristol	.000	2	5	0	0	0	0	0	0	0	0	0	1	3	0	0	.167	.000	.167	0
	Gastonia	.187	39	123	7	23	5	0	1	10	1	0	1	8	24	0	2	.242	.252	.494	16
1986	Gastonia	.252	94	298	42	75	11	1	4	38	1	2	2	48	44	1	3	.357	.336	.693	15
	Lakeland	.182	8	22	2	4	1	0	1	4	0	0	0	2	0	0	0	.182	.364	.545	3
1987	Lakeland	.228	71	206	21	47	12	0	1	22	6	1	0	25	30	2	0	.310	.301	.611	5
1988	Lakeland	.000	2	7	0	0	0	0	0	0	0	0	0	2	0	0	0	.000	.000	.000	0
Minors Totals		.225	216	661	72	149	29	1	7	74	8	3	3	82	105	3	5	.312	.304	.617	39

THOMSON'S MANAGERIAL RECORD

YEAR	CLUB	LEAGUE	W-L	POSITION
1995	Oneonta	New York-Penn	34-41	4th



CALEB COTHAM

Pitching Coach

65

[@ceetwo35](#)

B-T: R-R
HT: 6-3; **WT:** 215
OPENING DAY AGE: 33
BORN: November 6, 1987, Mt. Juliet, TN
RESIDES: Gordonsville, TN

COACHING CAREER

- Named Phillies pitching coach on 11/20/20
- Spent two seasons (2019-20) as assistant pitching coach/director of pitching for CIN, his first professional coaching job
- Following the 2016 season, worked in Brentwood, Tenn., as the director of pitching for the Bledsoe Agency

- Was limited to 23 appearances in 2016 because of inflammation in his right shoulder and a torn lateral meniscus in his right knee; had season-ending microfracture surgery on his knee, 8/2
- Signed by SEA in 2017 to a minor league contract but voluntarily retired during spring training

PLAYING CAREER

- Selected by NYY in the 5th round of the June 2009 draft
- Missed the 2010 season due to right shoulder surgery
- Made his ML debut, 7/29/15 at TEX, and posted a 2.35 ERA (2 ER, 7.2 IP) in 10 of his 12 appearances that year
- Traded to CIN, 10/28/15, as part of the Aroldis Chapman trade
- Made his CIN debut, 4/6/16 vs PHI (2.0 IP)
- Pitched 1.0 scoreless inning at Citizens Bank Park, 5/14/16

PERSONAL

Caleb Kent Cotham... Married Candace Hammell (1/12/13)... 2006 graduate of Mt. Juliet High School (TN), where as a junior and senior he was captain of the baseball team, three-time All-District, District MVP as a junior, All-Region and All-State as a junior and 9-AAA Tournament MVP as a senior... Was junior class president and a member of the National Junior Honor Society... **Hobbies:** Reading, golfing and fishing

CALEB COTHAM'S CAREER STATISTICS

YEAR	CLUB	W-L	ERA	G	GS	CG	SHO	SV	IP	H	R	ER	HR	HB	BB	SO	WP	BK	AVG
2009	GCL Yankees	0-0	0.00	1	1	0	0	0	2.0	2	0	0	0	0	0	5	0	0	.250
	Staten Island	0-1	4.50	2	2	0	0	0	6.0	5	3	3	1	0	3	8	0	0	.217
2010	Injured – Did not pitch																		
2011	GCL Yankees	0-0	4.50	1	1	0	0	0	2.0	2	2	1	0	0	1	3	0	0	.222
	Staten Island	0-1	1.71	12	0	0	0	0	21.0	21	7	4	1	0	9	29	1	0	.250
2012	Charleston	3-1	2.31	8	8	0	0	0	39.0	32	11	10	1	0	7	32	0	0	.225
	Tampa	2-6	4.48	15	11	0	0	0	62.1	71	33	31	4	3	22	44	2	0	.289
2013	Trenton	2-1	3.72	7	6	0	0	0	29.0	27	13	12	1	2	13	26	1	0	.245
	Scranton/W-B	6-6	5.48	21	17	0	0	0	95.1	115	64	58	11	7	34	60	3	2	.304
2014	Scranton/W-B	0-2	5.40	5	5	0	0	0	18.1	25	14	11	1	0	7	17	1	1	.316
	Trenton	0-2	6.04	5	5	0	0	0	25.1	25	17	17	3	0	13	16	1	0	.269
	GCL Yankees 2	0-0	0.00	2	1	0	0	0	2.1	1	0	0	0	0	0	4	0	0	.125
	GCL Yankees 1	0-0	0.00	2	0	0	0	0	3.2	3	0	0	0	0	1	0	2	0	.214
2015	Tampa	0-0	0.00	4	0	0	0	0	4.1	3	0	0	0	0	0	5	1	0	.200
	Trenton	4-2	2.77	15	0	0	0	1	26.0	20	8	8	1	1	8	31	1	0	.208
	Scranton/W-B	2-2	1.74	20	0	0	1	1	31.0	25	7	6	1	2	5	30	2	0	.216
NEW YORK-AL	1-0	6.52	12	0	0	0	0	9.2	14	7	7	4	0	1	11	0	0	.326	
2016	CINCINNATI	0-3	7.40	23	0	0	0	0	24.1	32	21	20	3	3	12	21	1	0	.323
	Pensacola+	0-0	18.00	2	0	0	0	0	1.0	2	3	2	0	0	1	0	0	0	.333
Minors Totals		19-24	3.98	122	57	0	0	2	368.2	379	182	163	25	16	123	312	13	3	.266
AL	Totals	1-0	6.52	12	0	0	0	0	9.2	14	7	7	4	0	1	11	0	0	.326
NL	Totals	0-3	7.40	23	0	0	0	0	24.1	32	21	20	3	3	12	21	1	0	.323
ML	Totals	1-3	7.15	35	0	0	0	0	34.0	46	28	27	7	3	13	32	1	0	.324

+ Rehab assignment



JOE DILLON

Hitting Coach

33

B-T: R-R
HT: 6-2; **WT:** 225
OPENING DAY AGE: 45
BORN: August 2, 1975, Modesto, CA
RESIDES: Rockwall, TX

COACHING CAREER

- Named Phillies hitting coach on 11/21/19
- In his first season with the Phillies, the team finished T-3rd in the NL in walks (229), 4th in runs (306) & runs/game (5.10), 5th in RBI (289) and improved over the 2019 season in runs/game (5.10 from 4.78), AVG (.257 from .246), OBP (.342 from .319) and SLG (.439 from .427)
- Spent two seasons (2018-19) as WSH's assistant hitting coach and won a World Series in 2019
- Worked two seasons (2016-17) as the minor league hitting coordinator for MIA
- Served as the hitting coach for Syracuse (AAA) for two years (2014-15) in WSH's minor league system
- Coached for his alma mater, Texas Tech University, in 2003 while recovering from back surgery

PLAYING CAREER

- Selected by KC in the 7th round of the June 1997 draft
- Selected by MIN in the 2001 Rule 5 draft
- Played as an infielder in five organizations over 12 seasons: KC (1997-01), MIN (2002), FLA (2004-05), MIL (2007-08) and TB (2009-10)

- In 2004 with Albuquerque (AAA), ranked T-2nd in the Pacific Coast League in XBH (70), T-6th in runs (96), 8th in total bases (268) and T-8th in HR (33)
- Played the 2006 season for the Yomiuri Giants in Japan

PERSONAL

Joseph William Dillon... Married Tilleri Garland; has two sons, Cole (9/25/02) and Bray (1/14/09)... 1993 graduate of Cardinal Newman High School (CA), where he played baseball, soccer and basketball... 1997 graduate of Texas Tech University, where he earned his degree in exercise and sports sciences; also attended Santa Rosa Junior College (CA)... In his senior season, set a Texas Tech record with 33 HR as he played a key role in the Red Raiders' securing the inaugural Big 12 regular season title... Was named the Big 12 Player of the Year and an All-American in 1997... Was inducted into the Texas Tech Athletics Hall of Fame in 2008...

Hobbies: Golfing and fishing

JOE DILLON'S CAREER STATISTICS

YEAR	CLUB	AVG	G	AB	R	H	2B	3B	HR	RBI	SH	SF	HP	BB	SO	SB	CS	OBP	SLG	OPS	E
1997	Spokane	.214	19	70	6	15	3	0	2	6	0	0	1	5	13	1	0	.276	.343	.619	-
1998	Lansing	.261	73	268	37	70	17	2	15	43	4	0	0	36	57	9	2	.349	.507	.856	7
1999	Wilmington	.264	134	503	73	133	31	2	16	90	2	5	7	59	124	9	6	.347	.429	.776	27
2000	Omaha	.282	45	149	19	42	11	2	1	11	0	0	2	17	26	1	0	.363	.403	.766	4
	Wichita	.318	62	220	35	70	16	2	10	43	2	5	7	39	38	0	0	.428	.545	.973	8
2001	Wichita	.287	101	369	62	106	19	3	15	59	1	3	8	36	60	4	3	.361	.477	.838	16
2002	Edmonton	.167	6	18	5	3	1	0	0	0	0	0	0	2	2	1	0	.250	.222	.472	0
	New Britain	.262	103	344	47	90	20	2	9	50	0	4	6	54	62	3	1	.368	.410	.778	19
2003	Injured - Did not play																				
2004	Albuquerque	.325	108	403	96	131	33	7	30	86	0	9	10	46	85	12	3	.400	.665	1.065	17
	Carolina	.342	33	117	26	40	13	0	9	31	0	1	4	14	29	3	2	.426	.684	1.110	3
2005	FLORIDA	.167	27	36	6	6	1	0	1	1	1	0	1	1	8	0	0	.211	.278	.488	1
	Albuquerque	.360	98	350	80	126	21	1	24	72	0	6	12	57	59	11	1	.459	.631	1.090	14
2006	Yomiuri (Japan)	.195	31	87	9	17	3	1	2	7	0	0	0	8	17	0	0	.263	.322	.585	3
2007	MILWAUKEE	.342	39	76	12	26	8	2	0	10	0	0	1	5	14	0	0	.390	.500	.890	0
	Nashville	.317	94	319	69	101	28	2	20	73	0	7	2	50	34	6	1	.405	.605	1.010	8
2008	MILWAUKEE	.213	56	75	13	16	3	0	1	6	1	0	1	13	21	1	0	.337	.293	.630	1
	Nashville	.263	46	171	35	45	8	1	5	23	0	3	3	29	30	1	2	.374	.409	.783	5
2009	TAMPA BAY	.300	15	30	4	9	0	0	1	2	0	0	2	3	4	0	0	.400	.400	.800	0
	Durham	.244	35	123	18	30	5	0	2	13	0	4	6	14	17	4	0	.340	.333	.673	2
2010	Durham	.262	96	351	58	92	23	0	9	57	2	6	7	34	56	5	0	.334	.405	.739	11
Minors Totals		.290	1053	3775	666	1094	249	24	167	657	11	53	75	492	692	70	21	.378	.501	.879	139
AL Totals		.300	15	30	4	9	0	0	1	2	0	0	2	3	4	0	0	.400	.400	.800	0
NL Totals		.257	122	187	31	48	12	2	2	17	2	0	3	19	43	1	0	.335	.374	.709	2
ML Totals		.263	137	217	35	57	12	2	3	19	2	0	5	22	47	1	0	.344	.378	.722	2



PEDRO GUERRERO

Assistant Hitting Coach

95

[@PedroG0312](#)

B-T: R-R
HT: 6-1; **WT:** 177
OPENING DAY AGE: 32
BORN: December 3, 1988, San Pedro de Macoris, DR
RESIDES: Ogden, UT

COACHING CAREER

- Named to his current position on 11/22/17, his first ML coaching assignment
- Spent two seasons (2016-17) as bench coach for Ogden, a rookie-level affiliate of LAD

PLAYING CAREER

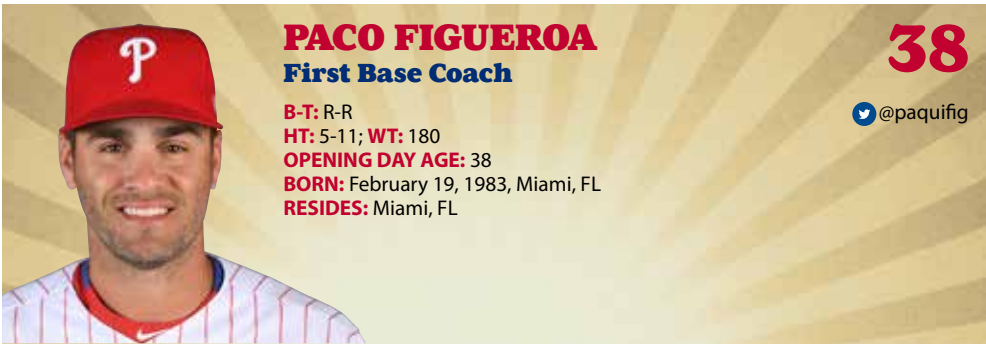
- Former infielder who played professionally for eight seasons (2006-13) in LAD's minor league system
- Originally signed by LAD as an amateur free agent on 7/10/06

PERSONAL

Pedro Manuel Guerrero... Married Paola Zelenia Rivas (7/28/10); has three daughters: Jaslene (2/8/08), Leah (7/26/11) and Jaylie (12/20/13)... **Hobbies:** Spending time with family, watching movies with his daughters, jet skiing and woodworking

PEDRO GUERRERO'S CAREER STATISTICS

YEAR	CLUB	AVG	G	AB	R	H	2B	3B	HR	RBI	SH	SF	HP	BB	SO	SB	CS	OBP	SLG	OPS	E
2006	DSL Dodgers	.139	29	101	4	14	4	0	1	6	1	0	1	3	36	3	1	.171	.208	.379	11
2007	DSL Dodgers	.288	56	198	35	57	11	1	1	28	3	2	6	21	33	8	10	.370	.369	.739	14
2008	GCL Dodgers	.263	32	118	17	31	7	0	2	13	2	2	2	8	33	2	3	.315	.373	.688	12
2009	Ogden	.259	62	232	36	60	13	1	4	29	1	1	4	9	65	3	1	.297	.375	.672	23
2010	Albuquerque	.500	2	2	0	1	0	0	0	0	0	0	0	0	0	0	0	.500	.500	1.000	0
	Great Lakes	.167	13	42	4	7	3	0	0	3	1	0	0	1	13	0	0	.186	.238	.424	2
	Ogden	.230	31	113	20	26	8	1	3	22	1	4	2	7	29	2	3	.278	.398	.676	9
2011	Rancho Cuca.	.274	39	117	16	32	6	3	0	4	2	1	0	10	30	2	3	.328	.376	.704	6
2012	Rancho Cuca.	.150	7	20	2	3	1	0	0	0	1	0	0	7	0	0	.150	.200	.350	3	
	Great Lakes	.225	90	293	38	66	15	3	10	42	7	5	5	16	91	7	1	.273	.399	.672	14
2013	Chattanooga	—	1	0	0	0	0	0	0	0	0	0	0	0	0	0	0	—	—	—	0
	Rancho Cuca.	.199	49	146	20	29	4	0	2	16	2	1	0	10	47	2	1	.248	.267	.516	16
Minors Totals		.236	411	1382	192	326	72	9	23	163	21	16	20	85	384	29	23	.287	.351	.638	110



PACO FIGUEROA

First Base Coach

38

B-T: R-R

HT: 5-11; **WT:** 180

OPENING DAY AGE: 38

BORN: February 19, 1983, Miami, FL

RESIDES: Miami, FL

@paquifig

COACHING CAREER

- Named outfield/baserunning coach on 11/6/18, his first ML coaching position; had 1st base duties added on 1/15/19
- Served as minor league hitting coordinator for LAD for three seasons (2016-18)
- Was a coach for Team Spain in the 2017 World Baseball Classic

PLAYING CAREER

- Selected by BAL in the 9th round of the June 2005 draft; had previously been drafted by ATL in 2001 (42nd round), but did not sign

- Played six years in BAL's minor league system before spending the 2011 season in the Phillies organization at Reading (AA)
- Played for Spain in the 2013 World Baseball Classic
- In 2006, was selected to the Carolina League All-Star team

PERSONAL

Francisco Figueroa... 2001 graduate of Gulliver Preparatory School (FL), where he played baseball and basketball... Attended the University of Miami... Was teammates with his identical twin brother, Daniel, after both were selected by BAL in the June 2005 draft and also in the World Baseball Classic... **Hobbies:** Exercise, golf, deep-sea fishing, yoga and axe-throwing

PACO FIGUEROA'S CAREER STATISTICS

YEAR	CLUB	AVG	G	AB	R	H	2B	3B	HR	RBI	SH	SF	HP	BB	SO	SB	CS	OBP	SLG	OPS	E
2005	Delmarva	.307	40	150	30	46	7	2	0	12	2	0	5	24	25	6	3	.419	.380	.799	4
2006	Frederick	.284	90	345	62	98	17	2	4	28	9	1	10	30	46	20	13	.358	.380	.738	20
2007	Bowie	.280	95	350	60	98	19	2	1	19	9	0	4	43	52	15	11	.365	.354	.719	12
2008	Aberdeen	.267	10	30	6	8	2	0	0	2	1	0	0	6	1	2	0	.389	.333	.722	1
	Delmarva	.314	22	86	12	27	4	0	0	8	0	3	1	8	16	4	1	.367	.360	.727	1
2009	GCL Orioles	.286	6	21	5	6	1	1	0	5	0	0	0	4	1	2	0	.400	.429	.829	0
	Bowie	.305	62	226	32	69	18	6	0	28	4	1	2	30	37	13	3	.390	.438	.828	0
2010	Bowie	.306	28	108	14	33	4	2	1	10	2	3	2	7	25	2	2	.350	.407	.757	2
	Norfolk	.266	90	297	32	79	16	1	2	26	10	1	3	21	40	8	6	.320	.347	.667	8
2011	Reading	.259	68	185	25	48	8	1	0	17	4	1	3	32	29	6	4	.376	.314	.690	2
2012	South. MD (Ind.)	.264	69	269	40	71	15	0	2	29	5	3	5	26	39	7	2	.337	.342	.679	13
Minors Totals		.285	511	1798	278	512	96	17	8	155	41	10	30	205	272	78	43	.366	.370	.736	50

FIGUEROA'S WORLD BASEBALL CLASSIC STATISTICS

YEAR	CLUB	AVG	G	AB	R	H	2B	3B	HR	RBI	SH	SF	HP	BB	SO	SB	CS	OBP	SLG	OPS	E
2013	Spain	.083	3	12	1	1	0	0	0	0	-	-	-	-	6	0	-	.214	.083	.298	-



DUSTY WATHAN

Third Base Coach

62

B-T: R-R

HT: 6-4; **WT:** 225

OPENING DAY AGE: 47

BORN: August 22, 1973, Jacksonville, FL

RESIDES: Matthews, NC

[@dustywathan62](#)
[@dustywathan](#)

MANAGING/COACHING CAREER

- Named Phillies 3rd base coach on 11/10/17, his first ML coaching assignment
- Spent 10 years as a manager in the Phillies minor league system
- Managed Lehigh Valley (AAA) to a 2017 playoff berth in his only season with the club
- Is Reading's (AA) all-time winningest manager (373-335, .527)
- Named Eastern League Manager of the Year two consecutive seasons (2015-16)
- Led Reading to back-to-back Eastern Division titles (2015-16) with 2015 being its first since 2001; also managed Reading to the playoffs in 2012
- Was the only manager to lead Reading for five straight seasons
- Prior to Reading, managed two years (2010-11) for Clearwater (A), one (2009) for Lakewood (A) and one (2008) for Williamsport (A)
- Managed in the Arizona Fall League in 2012
- Led Lakewood to the 2009 South Atlantic League championship and was named SAL Manager of the Year

PLAYING CAREER

- Played professionally for 14 years
- Was originally signed by SEA in 1994 as a non-drafted free agent
- Played in the farm systems of SEA (1994-2000), FLA (2001), MIL (2002), KC (2002), CLE (2003-05) and the Phillies (2006-07)
- Appeared in over 1,000 minor league games
- Made his ML debut in 2002 with KC, going 3-for-5 with an RBI in three games
- Spent the 2001 season with Portland (AA), where he played alongside his brother Derek
- Played his final two seasons in the Phillies minor league system

PERSONAL

Dustin James Wathan... Married Heidi Stahl (1/2/99); has two daughters, Elle (4/11/01) and Maeve (12/30/05), and two sons, Huck (11/7/02) and Gus (10/22/09)... 1991 graduate of Blue Springs High School (MO), where he played baseball... Attended Cerritos College (CA)... His father, John Wathan, played for and managed KC, and his brother, Derek, played parts of 11 minor league seasons... **Hobby:** Spending time with his kids

DUSTY WATHAN'S CAREER BATTING STATISTICS

YEAR	CLUB	AVG	G	AB	R	H	2B	3B	HR	RBI	SH	SF	HP	BB	SO	SB	CS	OBP	SLG	OPS	E
1994	AZL Mariners	.209	35	86	14	18	2	0	1	7	0	0	3	11	13	0	0	.320	.267	.587	7
1995	Wisconsin	.091	5	11	1	1	0	0	1	3	0	0	1	0	3	0	0	.167	.364	.530	0
	Everett	.271	53	181	32	49	9	1	6	25	1	0	7	17	26	2	1	.356	.431	.787	8
1996	Lancaster	.260	74	246	41	64	10	1	8	40	3	1	6	26	65	1	1	.344	.407	.751	8
1997	Lancaster	.297	56	202	27	60	17	0	4	35	1	1	7	21	51	0	1	.381	.441	.822	7
	Memphis	.268	49	149	20	40	4	1	4	19	0	1	5	19	28	1	1	.368	.389	.757	4
1998	Tacoma	.294	19	51	6	15	1	1	0	8	2	0	2	6	10	0	0	.390	.353	.743	1
	Orlando	.256	69	234	32	60	10	0	2	21	2	2	15	28	39	3	1	.369	.325	.694	1
1999	New Haven	.279	96	333	37	93	16	2	4	37	4	1	12	24	60	4	1	.349	.375	.724	8
2000	Tacoma	.325	64	203	25	66	12	0	3	29	4	1	12	15	28	0	2	.403	.429	.831	2
2001	Portland	.269	55	134	24	36	10	0	2	21	1	0	17	13	28	0	1	.402	.388	.790	3
2002	Huntsville	.160	9	25	2	4	2	0	0	2	0	0	2	2	4	0	0	.276	.240	.516	1
	Omaha	.288	49	160	22	46	9	1	1	26	3	1	10	16	36	1	1	.385	.375	.760	4
	KANSAS CITY	.600	3	5	1	3	1	0	0	1	0	0	1	0	0	0	0	.667	.800	1.467	0
2003	Akron	.273	9	33	3	9	2	0	0	4	0	2	0	0	4	0	0	.257	.333	.590	0
	Buffalo	.277	61	188	21	52	7	0	2	15	2	0	5	18	31	3	0	.355	.346	.701	1
2004	Buffalo	.303	77	238	41	72	15	1	1	24	2	1	13	17	30	3	0	.379	.387	.766	4
2005	Buffalo	.262	83	256	41	67	9	0	14	51	4	2	14	24	51	2	2	.355	.461	.816	5
2006	Scranton/W-B	.239	80	238	25	57	10	0	5	27	4	2	8	21	47	1	0	.320	.345	.664	4
2007	Ottawa	.272	75	243	24	66	14	1	0	23	2	2	12	18	39	3	1	.349	.337	.687	4
	Reading	.400	1	5	1	2	0	0	0	0	0	0	0	0	0	0	0	.400	.400	.800	0
Minors Totals		.273	1019	3216	439	877	159	9	58	417	35	17	151	296	593	24	13	.360	.382	.742	72
ML	Totals	.600	3	5	1	3	1	0	0	1	0	0	1	0	1	0	0	.667	.800	1.467	0

WATHAN'S CAREER PITCHING STATISTICS

YEAR	CLUB	W-L	ERA	G	GS	CG	SHO	SV	IP	H	R	ER	HR	HB	BB	SO	WP	BK
2003	Buffalo	0-0	0.00	1	0	0	0	0	0.1	0	0	0	0	0	0	0	0	0
2004	Buffalo	0-0	0.00	2	0	0	0	0	2.0	0	0	0	0	0	2	0	0	0
Minors Totals		0-0	0.00	3	0	0	0	0	2.1	0	0	0	0	0	2	0	0	0

WATHAN'S MANAGERIAL RECORD

YEAR	CLUB	LEAGUE	W-L	POSITION
2008	Williamsport	New York-Penn	38-37	T-3rd
2009	Lakewood	South Atlantic	78-58	2nd
2010	Clearwater	Florida State	67-72	T-3rd/5th
2011	Clearwater	Florida State	75-69	2nd/3rd
2012	Reading	Eastern	76-66	2nd
2013	Reading	Eastern	62-80	6th
2014	Reading	Eastern	66-76	6th
2015	Reading	Eastern	80-61	1st
2016	Reading	Eastern	89-52	1st
2017	Lehigh Valley	International	80-62	2nd
Minors	Totals		711-633	.531



JUAN CASTRO

Infield Coach

91

B-T: R-R
HT: 5-11; **WT:** 190
OPENING DAY AGE: 48
BORN: June 20, 1972, Los Mochis, Sinaloa, MX
RESIDES: Glendale, AZ

COACHING CAREER

- Named Phillies infield coach on 11/8/19
- Spent the 2019 season as Phillies minor league infield coordinator
- Was named manager of Team Mexico for the 2020 Summer Olympics in Tokyo
- Worked as the director of operations for Tijuana in the Mexican League and as manager for Mexicali in the Mexican Pacific League in 2018
- Held several positions with LAD: major league quality assurance coach (2016-17), minor league infield coordinator (2015) and special assistant to the GM (2012-13)
- Was a coach for Team Mexico in the 2013 World Baseball Classic

PLAYING CAREER

- Played professionally for 21 seasons (1991-2011)
- Began and ended his ML career with LAD after originally being signed by the club in 1991
- Spent part of the 2010 season with the Phillies, which included starting the final out of the late Roy Halladay's perfect game on 5/29 at FLA
- Defensively, played each infield position in his ML career, with the bulk of the time coming at shortstop (571 G)
- Played for Team Mexico in the inaugural 2006 World Baseball Classic

PERSONAL

Juan Gabriel Castro... Married Yadira Delgado (9/16/94); has four children: Juan Jr. (5/17/95), Alex (12/10/99), Melissa (11/5/04) and Daniel (3/10/11)

JUAN CASTRO'S CAREER STATISTICS

YEAR	CLUB	AVG	G	AB	R	H	2B	3B	HR	RBI	SH	SF	HP	BB	SO	SB	CS	OBP	SLG	OPS	E
1991	Great Falls	.276	60	217	36	60	4	2	1	27	3	2	0	33	31	7	6	.369	.327	.696	21
1992	Bakersfield	.260	113	446	56	116	15	4	4	42	20	7	1	37	64	14	11	.314	.339	.652	38
1993	San Antonio	.276	118	424	55	117	23	8	7	41	17	3	2	30	40	12	11	.325	.417	.742	28
1994	San Antonio	.288	123	445	55	128	25	4	4	44	10	2	1	31	66	4	7	.334	.389	.723	28
1995	Albuquerque	.267	104	341	51	91	18	4	3	43	7	0	0	20	42	4	4	.307	.370	.667	14
	LOS ANGELES-NL	.250	11	4	0	1	0	0	0	0	0	0	1	1	0	0	0	.400	.250	.650	0
1996	Albuquerque	.375	17	56	12	21	4	2	1	8	0	0	1	6	7	1	1	.444	.571	1.016	2
	LOS ANGELES-NL	.197	70	132	16	26	5	3	0	5	4	0	0	10	27	1	0	.254	.280	.534	3
1997	LOS ANGELES-NL	147	40	75	3	11	3	1	0	4	2	0	0	7	20	0	0	.220	.213	.433	1
	Albuquerque	.307	27	101	11	31	5	2	2	11	1	2	0	4	20	1	0	.327	.455	.783	9
1998	LOS ANGELES-NL	.195	89	220	25	43	7	0	2	14	9	2	0	15	37	0	0	.245	.255	.499	10
1999	Albuquerque	.274	116	423	52	116	25	4	7	51	6	4	0	34	70	2	3	.325	.402	.727	19
	LOS ANGELES-NL	.000	2	1	0	0	0	0	0	0	0	0	0	0	1	0	0	.000	.000	.000	0
2000	Louisville	.317	19	60	9	19	5	1	2	10	1	1	0	12	12	0	1	.425	.533	.958	4
	CINCINNATI	.241	82	224	20	54	12	2	4	23	4	2	0	14	33	0	2	.283	.366	.649	2
2001	CINCINNATI	.223	96	242	27	54	10	0	3	13	4	2	0	13	50	0	0	.261	.302	.562	8
2002	CINCINNATI	.220	54	82	5	18	3	0	2	11	1	1	0	7	18	0	0	.278	.329	.607	3
	Louisville+	.176	5	17	2	3	0	0	0	2	1	0	0	1	3	0	0	.222	.176	.399	1
2003	CINCINNATI	.253	113	320	28	81	14	1	9	33	7	3	0	18	58	2	3	.290	.388	.678	5
	Louisville+	.219	9	32	3	7	0	0	1	5	0	1	0	2	3	0	1	.257	.313	.570	2
2004	CINCINNATI	.244	111	299	36	73	21	2	5	26	2	1	0	14	51	1	0	.277	.378	.655	8
	Louisville+	.167	5	18	1	3	1	0	0	3	0	1	0	1	2	0	0	.200	.222	.422	1
2005	MINNESOTA	.257	97	272	27	70	18	1	5	33	9	2	0	9	39	0	1	.279	.386	.665	9
2006	MINNESOTA	.231	50	156	10	36	5	2	1	14	1	1	0	6	23	1	1	.258	.308	.565	7
	CINCINNATI	.284	54	95	8	27	5	1	2	14	0	0	0	5	13	0	1	.320	.421	.741	1
2007	CINCINNATI	.180	54	89	5	16	5	0	0	5	3	2	0	4	21	0	0	.211	.236	.446	3
2008	CINCINNATI	.000	7	10	1	0	0	0	0	0	0	0	0	1	0	0	0	.091	.000	.091	0
	Colo. Springs	.300	18	50	8	15	2	0	1	3	0	0	0	4	7	0	0	.352	.400	.752	3
	BALTIMORE	.205	54	151	15	31	6	0	2	16	2	2	1	10	26	0	0	.256	.285	.541	5
2009	Albuquerque	.182	3	11	1	2	0	0	0	0	0	0	0	0	3	0	0	.182	.182	.364	1
	LOS ANGELES-NL	.277	57	112	18	31	4	0	1	9	2	1	0	6	25	0	0	.311	.339	.650	3
2010	PHILLIES	.198	54	126	7	25	5	0	0	13	1	2	0	7	23	0	1	.237	.238	.475	6
	LOS ANGELES-NL	.000	1	3	0	0	0	0	0	0	0	0	0	1	2	0	0	.250	.000	.250	0
2011	Albuquerque	.440	9	25	6	11	2	1	0	3	0	0	0	2	5	0	0	.481	.600	1.081	0
	LOS ANGELES-NL	.286	7	14	2	4	0	0	0	1	0	0	0	1	4	0	0	.333	.286	.619	0
Minors Totals		.278	746	2666	358	740	129	32	33	293	66	23	5	217	375	45	45	.331	.387	.717	171
AL Totals		.237	201	579	52	137	29	3	8	63	12	5	1	25	88	1	2	.267	.339	.606	21
NL Totals		.227	902	2048	201	464	94	10	28	171	39	16	0	124	384	4	7	.269	.323	.592	53
ML Totals		.229	1103	2627	253	601	123	13	36	234	51	21	1	149	472	5	9	.268	.327	.595	74

+ Rehabilitation assignment

CASTRO'S DIVISION SERIES STATISTICS

YEAR	CLUB, OPP	AVG	G	AB	R	H	2B	3B	HR	RBI	SH	SF	HP	BB	SO	SB	CS	OBP	SLG	OPS	E	
1996	LAD, ATL	.200	2	5	0	1	1	0	0	1	0	0	0	1	1	0	0	.333	.400	.733	0	
2009	LAD, STL	Did not play																				
DS Totals		.200	2	5	0	1	1	0	0	1	0	0	0	1	1	0	0	.333	.400	.733	0	

CASTRO'S LEAGUE CHAMPIONSHIP SERIES STATISTICS

YEAR	CLUB, OPP	AVG	G	AB	R	H	2B	3B	HR	RBI	SH	SF	HP	BB	SO	SB	CS	OBP	SLG	OPS	E
2009	LAD, PHI	---	1	0	0	0	0	0	0	0	0	0	0	0	0	0	0	---	---	---	0

CASTRO'S WORLD BASEBALL CLASSIC STATISTICS

YEAR	CLUB	AVG	G	AB	R	H	2B	3B	HR	RBI	SH	SF	HP	BB	SO	SB	CS	OBP	SLG	OPS	E
2006	Mexico	.105	5	19	1	2	0	0	0	1	-	-	-	0	3	0	0	.105	.105	.210	2



DAVE LUNDQUIST

Bullpen Coach

94

B-T: R-R

HT: 6-2; **WT:** 240

OPENING DAY AGE: 47

BORN: June 4, 1973, Beverly, MA

RESIDES: Hickory, NC

COACHING CAREER

- Was named bullpen coach on 1/11/21
- Was added to the major league staff on 11/16/18 as assistant pitching coach, his first ML coaching job
- Spent 11 years on the Phillies player development staff as a pitching coach for Lehigh Valley (AAA, 2016-18), Reading (AA, 2013-15), Clearwater (A, 2009-12) and Lakewood (A, 2008)
- In 2011, Clearwater's staff led the Florida State League in ERA (3.52) and SO (1,117)
- Worked three seasons in PIT's minor league system as a coach for Hickory (A, 2006-07) and Williamsport (A, 2005)

PLAYING CAREER

- Was originally selected by CWS in the 5th round of the June 1993 draft
- Appeared in 37 ML games (all in relief) for CWS (1999) and SD (2001-02)
- Pitched in six games for Hiroshima in Japan in 2003

PERSONAL

David Bruce Lundquist Jr... Married Marla Martin (6/1/96); has three kids: Ally (4/19/00) and twins Brynn and Brett (6/10/04)... 1991 graduate of Carson City High School (NV)... Attended UNLV (NV) and Cochise Community College (AZ)... **Hobbies:** Fishing, watching movies and spending time with family

DAVE LUNDQUIST'S CAREER STATISTICS

YEAR	CLUB	W-L	ERA	G	GS	CG	SHO	SV	IP	H	R	ER	HR	HB	BB	SO	WP	BK	AVG
1993	GCL White Sox	5-3	3.14	11	10	0	0	0	63.0	70	26	22	0	4	15	40	2	2	.285
1994	Hickory	13-10	3.48	27	27	3	2	0	178.2	170	88	69	15	12	43	133	8	2	.244
1995	South Bend	8-4	3.58	18	18	5	1	0	118.0	107	54	47	4	5	38	60	3	0	.244
1996	Prince William	0-2	5.67	5	5	0	0	0	27.0	31	17	17	2	1	14	23	2	1	.284
	GCL White Sox	1-1	2.63	3	3	0	0	0	13.2	8	4	4	1	0	2	16	0	0	.170
1997	Winston-Salem	3-1	6.75	20	6	0	0	0	48.0	65	41	36	7	3	23	39	2	2	.328
	Birmingham	0-0	8.78	7	0	0	0	0	13.1	26	20	13	3	0	5	15	0	0	.388
1998	Winston-Salem	1-0	2.53	6	0	0	0	0	10.2	9	4	3	0	0	3	9	0	0	.237
	Birmingham	1-1	3.29	33	0	0	0	10	41.0	28	15	15	1	2	15	41	1	0	.193
	Calgary	3-0	3.60	12	0	0	0	2	15.0	12	6	6	0	1	7	12	1	0	.222
1999	CHICAGO-AL	1-1	8.59	17	0	0	0	0	22.0	28	21	21	3	1	12	18	0	0	.315
	Charlotte	0-0	0.00	3	0	0	0	0	3.2	3	0	0	0	0	1	4	1	0	.231
2000	Aberdeen	4-3	9.07	21	0	0	0	0	41.2	69	49	42	11	4	17	32	5	0	.363
2001	Portland	4-7	3.11	50	0	0	0	7	63.2	59	25	22	6	1	20	67	3	0	.246
	SAN DIEGO	0-1	5.95	17	0	0	0	0	19.2	20	13	13	1	1	7	19	2	1	.260
2002	Portland	1-4	5.63	30	0	0	0	21	32.0	28	21	20	6	0	15	31	0	0	.235
	SAN DIEGO	0-0	16.88	3	0	0	0	0	2.2	8	5	5	0	1	5	0	0	0	.615
2003	Hiroshima (Japan)	0-0	8.22	6	0	0	0	0	7.2	14	10	7	0	0	4	3	0	0	---
2004	Altoona	3-2	5.75	15	0	0	0	0	20.1	21	13	13	2	2	8	15	3	0	.256
	Hickory	4-0	0.93	10	0	0	0	0	19.1	11	2	2	0	2	5	21	1	0	.159
Minors Totals		51-38	4.20	271	69	8	3	40	709.0	717	385	331	58	37	231	558	32	7	---
AL	Totals	1-1	8.59	17	0	0	0	0	22.0	28	21	21	3	1	12	18	0	0	.315
NL	Totals	0-1	7.25	20	0	0	0	0	22.1	28	18	18	1	2	12	19	2	1	.311
ML	Totals	1-2	7.92	37	0	0	0	0	44.1	56	39	39	4	3	24	37	2	1	.313



BOB STUMPO

Bullpen Catcher/Catching Coach

82

B-T: S-R
HT: 6-4; **WT:** 230
OPENING DAY AGE: 33
BORN: July 17, 1987, Philadelphia, PA
RESIDES: Wilmington, DE

COACHING CAREER

- Returned to the Phillies in 2017 for his second stint as a ML bullpen catcher
- Had catching coaching duties added in 2018
- Originally spent two seasons (2014-15) with the Phillies as bullpen catcher

PLAYING CAREER

- Former catcher who spent four seasons (2010-13) in the Phillies minor league system
- Selected by the Phillies in the 33rd round of the June 2010 draft

PERSONAL

Robert Joseph Stumpo... Married Aimee Pitt (10/5/13); has one daughter, Madeleine Bell (7/24/15) and one son, Robert "Bo" Joseph (12/18/19)... 2005 graduate of Salesianum School (DE), where he played baseball and basketball... Attended West Virginia University... 2010 graduate of West Chester University (PA), where he is the school's all-time leader in caught stealing (46) for catchers... **Hobbies:** Spending time with family, hiking, fishing and hunting

BOB STUMPO'S CAREER STATISTICS

YEAR	CLUB	AVG	G	AB	R	H	2B	3B	HR	RBI	SH	SF	HP	BB	SO	SB	CS	OBP	SLG	OPS	E
2010	GCL Phillies	.333	4	6	2	2	1	0	0	2	0	0	1	2	1	0	0	.556	.500	1.056	1
	Clearwater	.120	18	50	3	6	1	0	0	1	1	0	0	6	21	0	0	.214	.140	.354	3
2011	Clearwater	.750	1	4	0	3	0	0	0	0	0	0	0	0	0	0	0	.750	.750	1.500	0
	Williamsport	.267	44	146	25	39	9	1	1	23	2	3	4	16	25	0	0	.349	.363	.712	6
2012	Clearwater	.270	11	37	2	10	4	0	0	7	0	0	0	1	8	0	0	.289	.378	.667	4
	Lakewood	.258	36	120	11	31	4	1	1	17	1	1	0	20	20	0	2	.362	.333	.695	3
	Reading	.174	9	23	2	4	1	0	0	0	1	0	0	4	2	0	0	.296	.217	.513	0
2013	Clearwater	.210	37	105	12	22	2	0	2	11	1	1	1	14	21	0	0	.306	.286	.592	4
Minors Totals		.238	160	491	57	117	22	2	4	61	6	5	6	63	98	0	2	.329	.316	.645	21



GREG BRODZINSKI

Bullpen Catcher/Catching Coach

81

B-T: R-R
HT: 6-0; **WT:** 205
OPENING DAY AGE: 29
BORN: July 23, 1991, Pittsburgh, PA
RESIDES: Clearwater, FL

[@GBrodzinski34](#)
[@gbrod22](#)

COACHING CAREER

- Joined the Phillies staff as bullpen catcher/catching coach for 2020, his first ML coaching position
- Was a member of the Phillies player development staff for two seasons (2018-19) as a coach for Williamsport (A) and as a player/coach for Reading (AA) in 2017

PLAYING CAREER


- Selected by the Phillies in the 18th round of the June 2015 draft
- Appeared in 22 minor league games over two seasons (2015-16)

PERSONAL

Gregory Matthew Brodzinski... 2010 graduate of Bishop Eustace Preparatory School (NJ), where he played baseball and basketball... 2015 graduate of Barry University (FL), where he earned his bachelor's degree in sports management... Also attended Kirkwood Community College (IA) and the University of South Carolina... In 2010, earned National High School Baseball Coaches Association All-District Honors and Under Armour All-America honors and was named a Louisville Slugger Preseason High School All-American by *Collegiate Baseball*... Was a member of the 2011 NCAA Division I College World Series champions at the University of South Carolina... **Hobbies:** Working out, running, reading, collecting sports memorabilia, public speaking and volunteering

GREG BRODZINSKI'S CAREER STATISTICS

YEAR	CLUB	AVG	G	AB	R	H	2B	3B	HR	RBI	SH	SF	HP	BB	SO	SB	CS	OBP	SLG	OPS	E
2015	GCL Phillies	.345	16	29	1	10	1	0	0	2	0	0	0	1	1	0	0	.367	.379	.746	1
	Williamsport	.294	5	17	1	5	1	0	0	4	0	2	1	0	1	0	0	.300	.353	.653	0
2016	Reading	.000	1	1	0	0	0	0	0	0	0	0	0	1	0	0	0	.000	.000	.000	0
Minors Totals		.319	22	47	2	15	2	0	0	6	0	2	1	1	3	0	0	.333	.362	.695	1



BOBBY MEACHAM

Coaching Assistant

92

B-T: S-R
HT: 6-1; **WT:** 175
OPENING DAY AGE: 60
BORN: August 25, 1960, Los Angeles, CA
RESIDES: Littleton, CO

MANAGING/COACHING CAREER

- Joined the Phillies in January 2020 in his current role, his third ML coaching position under manager Joe Girardi
- Spent the previous seven seasons as a minor league manager in TOR's system with Buffalo (AAA, 2017-19), New Hampshire (AA, 2014-16) and Dunedin (2013); won the Bobby Mattick Award in 2015 for excellence in player development within TOR's organization
- Coached for four different MLB teams: HOU (1st base, 2010-12), NYY (2008, 3rd base), SD (2007, 1st base) and FLA (2006, 3rd base)
- Worked the 2009 season in the Phillies minor league system as a coach for Williamsport (A)
- Served as a minor league roving infield instructor for COL in 2005
- Managed Rancho Cucamonga (A) in LAA's minor league system for three seasons (2002-04)
- Spent eight years (1994-2001) in PIT's player development system; managed Carolina (AA, 1994-95), was a roving baserunning instructor (1996) and a roving infield instructor (1997-2001)

- Was a coach for Colorado Springs (AAA) in 1993
- Began his post-playing career as a minor league coach for KC in 1991 with Eugene (A) before managing the club in 1992

PLAYING CAREER

- Played parts of six seasons (1983-88) with NYY as a shortstop
- Selected by STL in the 1st round (8th overall) of the June 1981 draft

PERSONAL

Robert Andrew Meacham... Married, wife's name is Gari; has two daughters, Brooke and Alexandra, and one son, Colton... 1978 graduate of Mater Dei High School (CA)... Attended San Diego State University and was teammates with Hall of Famer Tony Gwynn... Ended his college career as SDSU's all-time leader in runs (214), hits (277) and at-bats (767) and was second in SB (116)... Was originally drafted by CWS in the 14th round of the June 1978 draft, but opted to attend San Diego State instead

BOBBY MEACHAM'S CAREER STATISTICS

YEAR	CLUB	AVG	G	AB	R	H	2B	3B	HR	RBI	SH	SF	HP	BB	SO	SB	CS	OBP	SLG	OPS	E
1981	Gastonia	.182	74	274	24	50	8	2	1	18	5	4	3	37	47	11	1	.288	.237	.520	25
1982	St. Petersburg	.259	120	421	57	109	15	4	0	37	5	2	6	43	62	21	8	.335	.314	.648	47
1983	Columbus	.262	120	423	58	111	18	3	9	60	7	4	1	35	74	13	5	.317	.383	.700	30
	NEW YORK-AL	.235	22	51	5	12	2	0	0	4	0	0	1	4	10	8	0	.304	.275	.578	6
1984	Nashville	.290	8	31	3	9	0	0	0	3	1	1	0	5	8	9	0	.378	.290	.669	1
	Columbus	.283	46	187	35	53	13	6	2	13	3	0	0	19	35	6	0	.350	.559	.799	14
	NEW YORK-AL	.253	99	360	62	91	13	4	2	25	14	9	3	32	70	9	3	.312	.328	.640	19
1985	NEW YORK-AL	.218	156	481	70	105	16	2	1	47	23	3	5	54	102	25	5	.302	.266	.568	24
1986	Columbus	.140	46	150	14	21	0	5	0	11	4	1	3	16	30	2	2	.235	.207	.442	12
	NEW YORK-AL	.224	56	161	19	36	7	1	0	10	4	0	3	17	39	3	6	.309	.280	.589	12
1987	Columbus	.273	40	154	28	42	5	3	3	23	4	2	2	26	24	10	7	.380	.403	.783	4
	NEW YORK-AL	.271	77	203	28	55	11	1	5	21	3	1	6	19	33	6	5	.349	.409	.758	10
1988	NEW YORK-AL	.217	47	115	18	25	9	0	0	7	1	2	2	14	22	7	1	.308	.296	.604	7
1989	Buffalo	.218	94	271	23	59	13	0	0	25	5	1	4	31	64	4	2	.306	.266	.572	20
1990	Omaha	.225	114	329	50	74	13	5	3	35	8	5	10	49	84	9	4	.338	.322	.661	14
	Minors Totals	.236	662	2240	292	528	85	28	18	225	42	20	29	261	428	76	36	.321	.323	.644	167
	ML Totals	.236	457	1371	202	324	58	8	8	114	45	15	20	140	276	58	24	.313	.308	.621	78

MEACHAM'S MANAGERIAL RECORD

YEAR	CLUB	LEAGUE	W-L	POSITION
1992	Eugene	Northwest	36-40	4th
1994	Carolina	Southern	74-66	2nd
1995	Calgary	Pacific Coast	58-83	5th
2002	Rancho Cuca.	California	52-88	5th
2003	Rancho Cuca.	California	74-66	3rd
2004	Rancho Cuca.	California	69-71	3rd
2013	Dunedin	Florida State	63-68	5th
2014	New Hampshire	Eastern	66-76	5th
2015	New Hampshire	Eastern	69-71	5th
2016	New Hampshire	Eastern	69-73	4th
2017	Buffalo	International	65-76	5th
2018	Buffalo	International	61-77	6th
2019	Buffalo	International	71-69	3rd
Minors	Totals		827-924	.472



MIKE CALITRI

Quality Assurance Coach

B-T: R-R

HT: 6-3; **WT:** 210

OPENING DAY AGE: 43

BORN: March 14, 1978, Brockton, MA

RESIDES: Tampa, FL

POST-PLAYING CAREER

- Was promoted to his current position in January 2021
- Joined the Phillies for the 2018 season as the manager of advance scouting, a position he held through 2020
- Spent five seasons (2013-17) as a pro scout for CLE
- Worked as the advance scouting coordinator for TB from 2009-12
- Served as the director of baseball operations for Vanderbilt University (TN), 2005-08

PLAYING CAREER

- Signed by CIN as a non-drafted free agent, 8/26/00
- Spent parts of four seasons (2000-03) in CIN's minor league system and one season (2003) in BOS' system
- Played in 174 minor league games at 3rd base and 172 at 1st base

PERSONAL

Michael Hennessey Calitri (pronounced kuh-LEE-tree)... Married Ciara Egan (7/22/06); has two daughters, Emiliana (7/14/13) and Graziella (1/19/16)... Attended Clemson University (SC) from 1997-2000, where he played infield all four years and helped the Tigers to the second round of the 2000 College World Series... Returned to Clemson to earn his business degree in 2004 after four minor league seasons

MIKE CALITRI'S CAREER STATISTICS

YEAR	CLUB	AVG	G	AB	R	H	2B	3B	HR	RBI	SH	SF	HP	BB	SO	SB	CS	OBP	SLG	OPS	E
2000	Billings	.542	7	24	11	13	2	1	1	11	0	0	1	8	5	1	0	.667	.833	1.500	1
2001	Dayton	.249	97	317	57	79	18	0	16	44	1	2	3	57	98	1	3	.367	.467	.824	19
	Mudville	.176	22	74	8	13	2	0	2	10	0	0	1	11	28	0	0	.291	.284	.574	10
2002	Stockton	.260	104	331	63	86	24	0	11	58	2	3	5	48	105	3	2	.359	.432	.791	15
2003	Potomac	.222	55	171	22	38	10	1	6	26	1	2	1	21	48	3	1	.308	.398	.705	5
	Sarasota	.264	61	201	32	53	10	4	3	23	1	2	2	38	62	1	4	.383	.398	.781	8
Minors Totals		.252	346	1118	193	282	66	6	39	172	5	9	13	183	346	9	10	.361	.427	.788	58

2021 40-MAN ROSTER

Manager: Joe Girardi (25); **Coaches:** Rob Thomson (59), Caleb Cotham (65), Joe Dillon (33), Pedro Guerrero (95), Paco Figueroa (38), Dusty Wathan (62), Juan Castro (91), Dave Lundquist (94), Bob Stumpo (82), Greg Brodzinski (81), Bobby Meacham (92), Mike Caltrid
Director of Medical Services: Dr. Michael Ciccotti; **Head Athletic Trainer:** Paul Buchheit; **Assistant Athletic Trainers:** Shawn Fcasni & Aaron Hobback; **ML Strength & Conditioning Coach:** Paul Fournier;
Assistant ML Strength & Conditioning Coach: Dong Lien; **Major League Physical Therapist:** Joe Rauch

#	PITCHERS (23+1)	B-T	HT	WT	BORN	BIRTHPLACE	RESIDENCE	2020 CLUB(S)	WL	ERA	G	GS	CG	SHO	SV	IP	H	R	ER	HR	HB	BB	SO	WP	BK	MLSER
46	Alvarado, Jose	L-L	6-2	245	5/21/95	Maracabo, VZ	Maracabo, VZ	TAMPA BAY	0-0	6.00	9	0	0	0	0	9.0	9	7	6	2	2	6	13	3	0	3,088
57	Anderson, Chase	R-R	6-1	210	11/30/87	Wichita Falls, TX	Celina, TX	TORONTO	1-2	7.22	10	7	0	0	0	33.2	45	29	27	11	1	10	38	1	0	6,146
23	Bradley, Archie	R-R	6-4	225	8/10/92	Muskogee, OK	Scottsdale, AZ	ARIZONA	1-0	4.22	10	0	0	0	6	10.2	13	5	5	0	1	3	12	0	0	5,112
								CINCINNATI	1-0	1.17	6	0	0	0	0	7.2	4	1	1	1	0	0	6	0	0	0
								ARI/CIN	2-0	2.95	16	0	0	0	6	18.1	17	6	6	1	1	3	18	0	0	0
75	Brogdon, Connor	R-R	6-6	205	1/29/95	Clovis, CA	Madera, CA	PHILLIES	1-0	3.97	9	0	0	0	0	11.1	5	5	5	3	0	5	17	0	0	0,081
54	Coonrod, Sam	R-R	6-1	225	9/22/92	St. Louis, MO	Fenton, MO	SAN FRANCISCO	0-2	9.82	18	0	0	0	3	14.2	17	16	16	2	2	7	15	1	0	1,078
71	Dohy, Kyle	L-L	6-2	202	9/17/96	Arcadia, CA	Covina, CA	Did not pitch																		0,000
58	Dominguez, Seranthony*	R-R	6-1	225	11/25/94	Esperanza, DR	Esperanza, DR	PHILLIES	Injured - Did not pitch																	2,147
56	Effin, Zach	R-R	6-6	220	4/8/94	Orlando, FL	Chuluota, FL	PHILLIES	4-2	3.97	11	10	1	1	0	59.0	60	28	26	8	1	15	70	1	0	4,018
70	Faller, Bailey	R-L	6-3	205	4/24/97	Chino Hills, CA	Chino Hills, CA	Did not pitch																		0,000
41	Hale, David	R-R	6-2	210	9/27/87	Atlanta, GA	Marietta, GA	NEWYORK-AL	0-0	3.00	5	0	0	0	1	6.0	7	2	2	0	0	3	7	0	0	3,163
48	Howard, Spencer	R-R	6-3	210	7/28/96	San Luis Obispo, CA	Templeton, CA	PHILLIES	0-0	4.09	6	2	0	0	0	11.0	16	5	5	2	0	1	7	0	0	0,139
68	Jones, Damon	L-L	6-5	233	9/30/94	Twin Falls, ID	East Puyallup, WA	Did not pitch																		0,000
63	Llovera, Mauricio	R-R	5-11	224	4/17/96	El Tigre, VZ	El Tigre, VZ	PHILLIES	0-0	36.00	1	0	0	0	0	1.0	5	4	4	0	1	1	1	0	0	0,006
77	Medina, Adonis	R-R	6-1	187	12/18/96	Santo Domingo, DR	Santo Domingo, DR	PHILLIES	0-1	4.50	1	0	0	0	0	4.0	3	2	2	0	0	3	4	0	1	0,003
31	Moore, Matt	L-L	6-3	210	6/18/89	Ft. Walton Beach, FL	St. Petersburg, FL	Fukuoka (JPL)	6-3	2.65	13	-	0	0	0	78.0	64	32	23	7	4	22	89	1	0	8,000
								Fukuoka (JWL)	0-0	2.57	2	-	0	0	0	7.0	5	2	2	0	0	4	9	1	0	0,000
69	Morales, Francisco	R-R	6-5	250	10/27/99	S.J.de los Morros, VZ	S.J.de los Morros, VZ	Did not pitch																		0,000
50	Neris, Héctor	R-R	6-2	227	6/14/89	Villa Altagracia, DR	Villa Altagracia, DR	PHILLIES	2-2	4.57	24	0	0	0	5	21.2	24	15	11	0	0	13	27	3	1	5,068
27	Nola, Aaron	R-R	6-2	200	6/4/93	Baton Rouge, LA	Baton Rouge, LA	PHILLIES	5-5	3.28	12	12	#2	1	0	71.1	54	31	26	9	2	23	96	1	0	5,076
79	Romero, JoJo	L-L	5-11	200	9/9/96	Camarrillo, CA	Oxnard, CA	PHILLIES	0-0	7.59	12	0	0	0	0	10.2	13	10	9	1	2	10	0	0	0	0,117
60	Rosso, Ramon	R-R	6-4	255	6/9/96	Santo Domingo, DR	Santo Domingo, DR	PHILLIES	0-1	6.52	7	1	0	0	0	9.2	9	7	7	1	1	8	11	3	1	0,097
61	Sanchez, Christopher	L-L	6-5	190	12/1/96	La Romana, DR	La Romana, DR	Did not pitch																		0,000
55	Suárez, Ranger	L-L	6-1	217	8/26/95	Pie de Cuesta, VZ	Carora, VZ	PHILLIES	0-1	20.25	3	0	0	0	0	4.0	10	9	9	1	1	4	1	0	0	1,133
21	Velazquez, Vince	R-R	6-3	212	6/7/92	Montclair, CA	Pomona, CA	PHILLIES	1-1	5.56	9	7	0	0	0	34.0	36	21	21	5	3	17	46	0	0	5,086
45	Wheeler, Zack	L-R	6-4	195	5/30/90	Smyrna, GA	Dallas, GA	PHILLIES	4-2	2.92	11	11	0	0	0	71.0	67	26	23	3	7	16	53	0	0	7,098

2021 40-MAN ROSTER

#	CATCHERS (3)	B-T	HT	WT	BORN	BIRTHPLACE	RESIDENCE	2020 CLUB(S)	AVG	G	AB	R	H	2B	3B	HR	RBI	SH	SF	HP	BB	SO	SB	CS	E	MLSER
5	Knapp, Andrew	S-R	6-1	189	11/9/91	Roseville, CA	Philadelphia, PA	PHILLIES	.278	33	72	9	20	4	1	2	15	0	1	1	15	19	0	0	2	4,000
12	Marchan, Rafael	S-R	5-9	170	2/25/99	San Cristóbal, VZ	Caracas, VZ	PHILLIES	.500	3	8	3	4	0	0	1	3	0	0	0	1	2	0	0	1	0,042
10	Realmutto, J.T.	R-R	6-1	212	3/18/91	Del City, OK	Choctaw, OK	PHILLIES	.266	47	173	33	46	6	0	11	32	0	0	6	16	48	4	1	2	6,038

#	INFELDERS (8)	B-T	HT	WT	BORN	BIRTHPLACE	RESIDENCE	2020 CLUB(S)	AVG	G	AB	R	H	2B	3B	HR	RBI	SH	SF	HP	BB	SO	SB	CS	E	MLSER
28	Bohm, Alec	R-R	6-5	218	8/2/96	Omaha, NE	Clearwater, FL	PHILLIES	.338	44	160	24	54	11	0	4	23	0	2	2	16	36	1	1	4	0,128
30	Chatham, C.J.	R-R	6-4	185	12/22/94	Fort Lauderdale, FL	Fort Lauderdale, FL	Did not play																		0,000
18	Gregorius, Didi	L-R	6-3	205	2/18/90	Amsterdam, Netherlands	Coro, Curaçao	PHILLIES	.284	60	215	34	61	10	2	10	40	1	2	4	15	28	3	2	7	7,159
17	Hoskins, Rhys	R-R	6-4	245	3/17/93	Sacramento, CA	Philadelphia, PA	PHILLIES	.245	41	151	35	37	9	0	10	26	0	0	5	29	43	1	0	4	3,053
4	Kingsey, Scott	R-R	5-10	180	4/29/94	Phoenix, AZ	Tampa, FL	PHILLIES	.159	36	113	12	18	5	0	3	6	1	0	1	9	35	0	0	5	3,000
67	Maton, Nick	L-R	6-2	178	2/18/07	Chatham, IL	Chatham, IL	Did not play																		0,000
13	Miller, Brad	L-R	6-2	195	10/18/89	Orlando, FL	Windermere, FL	ST. LOUIS	.232	48	142	21	33	8	1	7	25	0	1	3	25	46	1	0	5	7,004
2	Segura, Jean	R-R	5-10	220	3/17/90	San Juan, DR	San Juan, DR	PHILLIES	.266	54	192	28	51	5	2	7	25	1	0	1	23	45	2	2	3	8,065

#	OUTFIELDERS (6)	B-T	HT	WT	BORN	BIRTHPLACE	RESIDENCE	2020 CLUB(S)	AVG	G	AB	R	H	2B	3B	HR	RBI	SH	SF	HP	BB	SO	SB	CS	E	MLSER
3	Harper, Bryce	L-R	6-3	210	10/16/92	Las Vegas, NV	Las Vegas, NV	PHILLIES	.268	58	190	41	51	9	2	13	33	1	2	2	*49	43	8	2	1	8,159
40	Haseley, Adam	L-L	6-1	190	4/12/96	Orlando, FL	Windermere, FL	PHILLIES	.278	40	79	7	22	5	0	0	13	3	1	2	7	17	0	0	1	1,118
22	McCutchen, Andrew	R-R	5-11	195	10/10/86	Fort Meade, FL	Pittsburgh, PA	PHILLIES	.253	57	217	32	55	9	0	10	34	0	1	1	22	48	4	0	0	11,123
16	Moniak, Mickey	L-R	6-2	195	5/13/98	Encinitas, CA	Carlsbad, CA	PHILLIES	.214	8	14	3	3	0	0	0	0	0	0	0	4	6	0	0	2	0,028
78	Muzzio, Simon	L-L	6-1	200	12/27/98	Cumaná, VZ	Maturín, VZ	Did not play																		0,000
24	Quinn, Roman	S-R	5-10	175	5/14/93	Port St. Joe, FL	Port St. Joe, FL	PHILLIES	.213	41	108	14	23	3	1	2	7	1	0	2	5	39	12	0	1	2,088

* League leader; † Tied for league lead; ^ 60-day injured list
Roster as of 2/17/21

NON-ROSTER INVITEES

#	PITCHERS (17)	B-T	HT	WT	BORN	BIRTHPLACE	RESIDENCE	2020 CLUB(S)	W-L	ERA	G	GS	CG	SHO	SV	IP	H	R	ER	HR	HB	BB	SO	WP	BK	MLSR
90	Car, Tyler	R-R	5-11	175	5/1/96	Avon Park, FL	Lake Placid, FL	Did not pitch																		0.000
51	De Los Santos, Eryel	R-R	6-3	235	12/25/95	San Pedro de Macoris, DR	San Pedro de Macoris, DR	Did not pitch																		0.000
96	Feliz, Nefali	R-R	6-3	235	5/2/88	Azua, DR	Azua, DR	Did not pitch																		7.129
93	Garcia, Julian	L-R	6-2	215	5/13/95	Denver, CO	Broomfield, CO	Did not pitch																		0.000
64	Hammer, JD	R-R	6-3	202	7/12/94	Fort Collins, CO	Windsor, CO	Did not pitch																		0.057
83	Hennigan, Jonathan	L-L	6-3	191	8/27/94	Nacogdoches, TX	Center, TX	Did not pitch																		0.000
84	Hernandez, Jakob	L-L	6-4	267	5/19/96	Parker, CO	Georgetown, TX	Did not pitch	2-3	2.22	24	0	0	0	12	24.1	21	7	6	3	0	11	14	0	0	9.003
19	Kintzler, Brandon	R-R	5-10	196	8/1/84	Las Vegas, NV	Las Vegas, NV	Did not pitch																		0.000
99	Miller, Erik	L-L	6-5	238	2/13/98	St. Louis, MO	Wildwood, MO	Did not pitch																		3.054
49	Mitrelli, Bryan	R-R	6-2	215	4/19/91	Reidsville, NC	Tampa, FL	Did not pitch																		0.000
47	Nova, Ivan	R-R	6-5	250	1/12/87	San Cristobal, DR	San Cristobal, DR	DEFROIT	1-1	8.53	4	4	0	0	0	19.0	22	18	4	0	9	9	2	0	10.024	
80	Parkinson, David	R-L	6-2	210	12/14/95	Henrico, VA	Henrico, VA	Did not pitch																		0.000
53	Paulino, David	R-R	6-2	242	2/6/94	Bani, DR	Niizo, DR	Did not pitch																		0.144
29	Rondon, Hector	R-R	6-3	225	2/26/88	Guatire, VZ	Guatire, VZ	ARIZONA	1-0	7.65	23	0	0	0	20.0	25	18	17	6	1	11	23	3	0	0	8.000
77	Warren, Zach	L-L	6-4	205	6/9/96	Vineland, NJ	Vineland, NJ	Did not pitch																		0.000
52	Watson, Tony	L-L	6-3	218	5/20/85	Sioux City, IA	Lakewood Ranch, FL	SAN FRANCISCO	1-0	2.50	21	0	0	0	2	18.0	13	8	5	3	1	3	15	0	0	9.101
66	Ynoa, Michael	R-R	6-7	251	9/24/91	Puerto Plata, DR	Puerto Plata, DR	Did not pitch																		1.039

#	CATCHERS (5)	B-T	HT	WT	BORN	BIRTHPLACE	RESIDENCE	2020 CLUB(S)	AVG	G	AB	R	H	2B	3B	HR	RBI	SH	SF	HP	BB	SO	SB	CS	E	MLSR
44	Bethancourt, Christian	R-R	6-3	205	9/2/91	Panama City, Panama	Panama City, Panama	Did not play																		2.038
72	Cabral, Edgar	R-R	5-10	197	9/12/95	Burbank, CA	Little Rock, CA	Did not play																		0.000
87	Duran, Rodolfo	R-R	5-9	210	2/19/98	Santo Domingo, DR	Santo Domingo, DR	Did not play																		0.000
8	Wathis, Jeff	R-R	6-0	205	3/31/83	Marianna, FL	Santa Rosa Beach, FL	TEXAS	.161	24	62	6	10	1	1	3	9	0	1	0	5	24	1	0	2	14.012
86	O'Hoppe, Logan	R-R	6-2	213	2/9/00	West Islip, NY	Sayville, NY	Did not play																		0.000

#	INFELDERS (5)	B-T	HT	WT	BORN	BIRTHPLACE	RESIDENCE	2020 CLUB(S)	AVG	G	AB	R	H	2B	3B	HR	RBI	SH	SF	HP	BB	SO	SB	CS	E	MLSR
94	Garcia, Luis	S-R	5-11	195	10/1/00	San Pedro de Macoris, DR	San Pedro de Macoris, DR	Did not play																		0.000
88	Hall, Darick	L-R	6-4	232	7/25/95	Hereford, AZ	Hereford, AZ	Did not play																		0.000
73	Stott, Bryson	L-R	6-2	208	10/6/97	Las Vegas, NV	Las Vegas, NV	Did not play																		0.000
74	Torreyes, Ronald	R-R	5-8	155	9/2/92	Libertador de Bama, VZ	Brandon, FL	PHILLIES	.143	4	7	1	1	1	0	0	0	0	0	0	0	0	0	0	0	3.006
85	Williams, Luke	R-R	6-1	186	8/9/96	Park Ridge, IL	Laguna Niguel, CA	Did not play																		0.000

#	OUTFIELDERS (6)	B-T	HT	WT	BORN	BIRTHPLACE	RESIDENCE	2020 CLUB(S)	AVG	G	AB	R	H	2B	3B	HR	RBI	SH	SF	HP	BB	SO	SB	CS	E	MLSR
37	Herrera, Octubel	L-R	5-11	220	12/29/91	San Jose, VZ	San Jose, VZ	Did not play																		4.088
9	Jankowski, Travis	L-R	6-3	190	6/15/91	Ephrata, PA	Strasburg, PA	CINCINNATI	.067	16	15	3	1	0	0	0	0	0	0	2	7	2	1	0	0	4.073
7	Joyce, Matt	L-R	6-2	194	8/2/84	Tampa, FL	Tampa, FL	MIAMI	.252	46	127	16	32	4	0	2	14	0	1	0	20	41	1	0	2	11.123
89	Ortiz, Jhalyn	R-R	6-3	255	11/18/98	Jarabaco, DR	Constanza, DR	Did not play																		0.000
98	Rojas, Johan	R-R	6-0	175	8/14/00	S. F. de Macoris, DR	S. F. de Macoris, DR	Did not play																		0.000
76	Vierling, Matt	R-R	6-2	215	9/16/96	St. Louis, MO	St. Louis, MO	Did not play																		0.000

* League leader; # Tied for league lead

Roster as of 2/17/21



JOSÉ ALVARADO

Left-Handed Pitcher

46

@jaal46

B-T: L-L

HT: 6-2; **WT:** 245

OPENING DAY AGE: 25

BORN: May 21, 1995, Maracaibo, VZ

RESIDES: Maracaibo, VZ

ML SERVICE: 3 years, 88 days

HOW OBTAINED: Acquired from Tampa Bay Rays in a three-team trade with Los Angeles Dodgers, 12/29/20

2020

- Appeared in only nine games with TB before going on the IL on 8/15 for the remainder of the regular season with left shoulder inflammation
- Appeared in two ALCS games against HOU

2019

- Began the season with 10 consecutive scoreless appearances and posted a 1.04 ERA (2 ER, 17.1 IP) in his first 18 appearances
- Allowed five ER in 0.2 IP on 7/3 vs BAL but allowed only 11 ER in his other 29.1 IP (3.38 ERA)
- Was limited to 35 appearances due to a stint on the family medical emergency list (6/2-27) and two stints on the IL, first with a right oblique strain (7/7-8/12) and then with left elbow inflammation (8/25-end of season)

2018

- Led all TB relievers with a 2.39 ERA (17 ER, 64.0 IP) and ranked 2nd with 70 appearances in his first full season in the majors
- His 0.14 HR/9.0 IP (1 HR, 64.0 IP) was the best in the majors (min. 50.0 IP)
- His 32 holds tied teammate Chaz Roe for the AL lead and were 2nd-most in AL history by a LHP
- At 22 years, 312 days, was the youngest TB player to make an Opening Day roster since 2012
- Recorded his first ML save on 4/30 at DET
- From 6/12 through the end of the season, posted a 1.72 ERA (7 ER, 36.2 IP) in 43 appearances
- On 6/26 vs WSH, moved from pitcher to first base for one batter and then back to pitcher, becoming the first pitcher in club history to appear at another defensive position
- Earned his first ML win, 7/10 vs DET
- From the start of August through the end of the season, struck out 46.7% (35 of 75) batters he faced, allowing only nine hits and six walks
- Held opponents to a .183 AVG (42-229)
- His average sinker velocity of 97.3 mph was the 3rd-fastest of any pitcher to throw the pitch, trailing only Aroldis Chapman (100.9 mph) and Jordan Hicks (100.5 mph), per Statcast

2017

- Began the season with Montgomery (AA) and was recalled on 5/3, bypassing the triple-A level
- Made his ML debut on 5/3 vs MIA
- Was optioned to Durham (AAA) on 6/28 and recalled by TB for his second stint on 8/4
- Made five scoreless appearances in his second stint with the club, striking out nine of 16 batters faced
- On 8/4 vs MIL, struck out all three batters he faced on nine total pitches for an "immaculate inning"

- Optioned to Durham on 8/14 and recalled for the third time on 9/5 for the remainder of the season
- In his 25 minor league appearances between Montgomery and Durham, averaged 12.13 SO/9.0 IP (40 SO/29.2 IP)
- Prior to the season, pitched in three games for Venezuela in the World Baseball Classic, including 2.1 innings in a 4-3 comeback win over Italy in a tiebreaker game

2016

- Began the season with Bowling Green (A)
- All 10 of his appearances with Bowling Green were 2.0 IP or longer
- Was promoted to Charlotte (A) on 5/16
- Posted a 5.56 ERA (14 ER, 22.2 IP) in his first 15 appearances but finished his season with a 2.31 ERA (6 ER, 23.1 IP) over his final 12 outings
- Held LHH to a .184 AVG (14-76) with one HR and 28 SO between the two levels
- Was used exclusively in relief for the first time since his 2012 debut season
- Following the season, pitched for La Guaira in the Venezuelan Winter League

2015

- Spent the season with Princeton (R)
- Following the season, pitched for La Guaira in the VWL

2014

- Spent the season with Gulf Coast League Rays (R), where he started 11 of his 12 games
- Was tied for the team lead in starts and 2nd in strikeouts (46)

2013

- Spent his second season with Venezuela Summer League Rays (R)
- His 10.64 SO/9.0 IP (54 SO/45.2 IP) was 2nd in the VSL and 1st among VSL starters
- Ranked 4th in the league in ERA (1.97, min. 40.0 IP) and 6th in strikeouts

2012

- Began pro career with VSL Rays, working exclusively in relief

PERSONAL

José Antonio Alvarado... Has one son, Dylan José (12/16/16), and two daughters, Victoria Valentina (5/23/14) and Joseannys Darana (8/7/20)... **Hobbies:** Spending time with family, fishing and hunting... **Signed by:** Euclides Vargas and Ronnie Blanco

JOSÉ ALVARADO'S CAREER STATISTICS

YEAR	CLUB	W-L	ERA	G	GS	CG	SHO	SV	IP	H	R	ER	HR	HB	BB	SO	WP	BK	AVG
2012	VSL Rays	2-3	3.81	12	0	0	0	0	26.0	20	14	11	0	4	17	20	11	1	.211
2013	VSL Rays	1-8	1.97	13	13	0	0	0	45.2	41	23	10	2	0	21	54	17	1	.238
2014	GCL Rays	1-5	3.79	12	11	0	0	0	40.1	28	28	17	1	2	29	46	7	1	.190
2015	Princeton	0-2	9.53	5	5	0	0	0	17.0	18	19	18	1	5	13	18	0	0	.300
2016	Bowling Green	2-0	1.46	10	0	0	0	2	24.2	12	5	4	0	1	17	34	4	1	.150
	Charlotte	2-1	3.91	27	0	0	0	0	46.0	38	27	20	1	0	38	51	10	0	.222
2017	Montgomery	2-1	2.38	9	0	0	0	0	11.1	4	3	3	1	0	5	14	1	0	.111
	TAMPA BAY	0-3	3.64	35	0	0	0	0	29.2	24	12	12	1	0	9	29	2	0	.216
	Durham	0-2	3.93	16	0	0	0	1	18.1	11	8	8	1	0	13	26	3	0	.162
2018	TAMPA BAY	1-6	2.39	70	0	0	0	8	64.0	42	21	17	1	1	29	80	2	0	.183
2019	TAMPA BAY	1-6	4.80	35	1	0	0	7	30.0	29	18	16	2	0	27	39	8	0	.254
	Charlotte+	0-0	0.00	1	0	0	0	0	1.0	0	0	0	0	0	0	0	0	0	.000
	Durham+	0-0	3.38	4	0	0	0	0	2.2	2	1	1	1	0	2	3	0	0	.200
2020	TAMPA BAY	0-0	6.00	9	0	0	0	0	9.0	9	7	6	2	2	6	13	3	0	.250
Minors Totals		10-22	3.55	109	30	0	0	3	233.0	174	128	92	8	12	155	266	53	4	.167
ML	Totals	2-15	3.46	149	1	0	0	15	132.2	104	58	51	6	3	71	161	15	0	.212

+ Rehab assignment

ALVARADO'S LEAGUE CHAMPIONSHIP SERIES STATISTICS

YEAR	CLUB, OPP	W-L	ERA	G	GS	CG	SHO	SV	IP	H	R	ER	HR	HB	BB	SO	WP	BK	AVG
2020	TB, HOU	0-0	0.00	2	0	0	0	0	1.2	1	0	0	0	0	3	4	0	0	.167

ALVARADO'S WORLD BASEBALL CLASSIC STATISTICS

YEAR	CLUB	W-L	ERA	G	GS	CG	SHO	SV	IP	H	R	ER	HR	HB	BB	SO	WP	BK	AVG
2017	Venezuela	1-0	9.00	3	0	0	0	0	3.0	1	3	3	1	0	3	4	0	0	.111

ALVARADO'S CAREER TRANSACTIONS

- Signed by Tampa Bay Rays as an amateur free agent, March 13, 2012
- On injured list with a right oblique strain, July 7-August 12, 2019; included rehab assignments to Charlotte, August 4-5, and Durham, August 6-12
- On injured list with left elbow inflammation, August 25, 2019 through the remainder of the season
- On injured list with left shoulder inflammation, August 15, 2020 through the remainder of the season; included rehab assignment to alternate training site, September 4-27
- Traded to Philadelphia, December 29, 2020; Los Angeles Dodgers acquired Garrett Cleavinger (lhp) from Philadelphia and Tampa Bay Rays acquired Dillon Paulson (inf) and a player to be named later from Los Angeles Dodgers

ALVARADO'S CAREER FIELDING

POSITION	PCT	G	PO	A	E	TC	DP
Pitcher	.944	149	4	13	1	18	1
First base	---	1	0	0	0	0	0

ALVARADO'S GAME HIGHS

LOW-HIT CG: N/A... **SHUTOUTS:** N/A... **STRIKEOUTS:** 4 – 2 times, last: 9/26/18 vs NYY... **WALKS:** 3 – 2 times, last: 8/24/19 at BAL... **LONGEST OUTING:** 2.0 inn. – 4 times, last: 8/11/20 at BOS... **WINNING STREAK:** N/A... **LOSING STREAK:** 8 games – 8/3/18-7/3/19... **SCORELESS STREAK:** 12.0 inn. – 8/16-9/17/18



CHASE ANDERSON

Right-Handed Pitcher

57

B-T: R-R

HT: 6-1; **WT:** 210

OPENING DAY AGE: 33

BORN: November 30, 1987, Wichita Falls, TX

RESIDES: Celina, TX

ML SERVICE: 6 years, 146 days

HOW OBTAINED: Signed by Phillies as a free agent, 2/4/21

@ChaseAnderson87

@chaseanderson87

2020

- His first season with TOR
- Posted a career-best 24.7% strikeout rate (38 SO, 154 BF)
- Also had career bests in SO/9.0 IP (10.16) and SO/BB ratio (3.80)
- Was on the IL with a right oblique strain, 7/20-8/7
- Over his first five starts, posted a 3.20 ERA (7 ER, 19.2 IP) and held opponents to a .260/.305/.390 slash line; over his final five games (2 GS), posted a 12.86 ERA (20 ER, 14.0 IP) and held opponents to a .379/.431/.894 slash line

2019

- Began the season in MIL's bullpen, where he went 1-0 with a 4.50 ERA (5 ER, 10.0 IP) in five appearances
- Joined the rotation and made 27 starts, going 7-4 with a 4.19 ERA (60 ER, 129.0 IP)
- Allowed two ER or fewer in 20 of his 27 starts
- Was on the IL with a right middle finger laceration, 5/1-17
- Named MIL's Pitcher of the Month in July; went 1-0 with a 2.90 ERA (10 ER, 31.0 IP) in six starts
- Went 2-0, 2.35 ERA (6 ER, 23.0 IP) over five starts in September

2018

- Made his first career Opening Day start, 3/29 at SD
- Tied a career high with 30 starts (also: 2016)
- Was on the IL with a viral infection, 5/10-20
- Was not on either the NLDS or NLCS rosters for MIL

2017

- Established career highs in wins (12) and strikeouts (133)
- Named MIL's Pitcher of the Month in April (5 GS, 2-0, 2.10 ERA) and September/October (6 GS, 4-1, 2.06 ERA)
- Took a no-hitter into the eighth inning, 5/27 vs ARI
- Had a career-long 21.2-inning scoreless streak, 5/27-6/6
- Was on the IL with a left oblique strain, 6/29-8/19

2016

- His first season with MIL
- Set a career high in starts (30)
- Took a no-hitter into the eighth inning, 5/18 vs CHI, and tossed a career-high 8.2 IP
- Made his first ML relief appearance, 8/19 at SEA
- Over his final 12 starts, went 5-1 with a 2.56 ERA (17 ER, 59.2 IP)
- Named MIL's Pitcher of the Month for September/October (5 GS, 2-0, 1.98 ERA)

2015

- Spent the year with ARI, his first full ML season
- Went 3-1 with a 2.84 ERA (25 ER, 79.1 IP) over his first 13 starts and 3-5 with a 5.89 ERA (48 ER, 73.1 IP) over his final 14
- Took a no-hitter into the seventh inning, 6/12 at SF
- Was on the IL with right triceps inflammation, 7/19-8/6
- Allowed a leadoff HR to Chase Utley, 9/23 at LAD; proceeded to strike out 10 over 6.0 innings and held LAD hitless after Utley's home run

2014

- Began the season with Mobile (AA)
- Went 4-2 with a 0.69 ERA over his first six starts
- Recalled by ARI on 5/6
- Made his ML debut on 5/11 at CWS (W, 5.1 IP, 1 ER); notched his first career strikeout against Adam Dunn
- Among all NL rookies, ranked T-1st in wins (9) with NYM's Jacob deGrom
- Went 5-0 with a 3.14 ERA (10 ER, 28.2 IP) over his first five starts; became just the third starter since 1998 to win five straight starts to begin a career (Jered Weaver, 7 in 2006 and Kazuhisa Ishii, 6 in 2002)

2013

- Spent the season with Reno (AAA)
- Made 13 starts and 13 relief appearances
- Was on the IL twice with a strained right triceps: 5/26-6/3 and 6/11-7/20

2012

- Pitched for Mobile
- Named a Southern League All-Star
- Was on the IL with a strained right elbow, 5/20-6/16
- Following the season, pitched for Salt River in the Arizona Fall League (6 GS, 3-1, 3.46 ERA)
- Participated in the AFL's Rising Stars Game

2011

- Made only three starts for Visalia (A) due to a strained right elbow
- Had two stints on the IL: 4/16-5/2 and 5/9-end of season

2010

- Opened his second pro season at South Bend (A)
- Named Midwest League Pitcher of the Week, 5/3-10
- Promoted to Visalia on 5/13
- Named California League Pitcher of the Week, 5/31-6/7
- Combined to go 7-7 with a 3.32 ERA in 26 games (11 GS) between both levels

2009

- Began his pro career with Missoula (R)

PERSONAL

Robert Chase Anderson... Married, wife's name is Anna; has one son, Hunter, and one daughter, Eliana... 2006 graduate of Rider High School (TX), where he went 12-1 and tossed three no-hitters during his senior season; was also named All-State as a pitcher and shortstop... Attended North Central Texas College and the University of Oklahoma... **Hobbies:** Hiking, camping, hunting, fishing and mission trips... **Signed by:** Jason Karegeannes

CHASE ANDERSON'S CAREER STATISTICS

YEAR	CLUB	W-L	ERA	G	GS	CG	SHO	SV	IP	H	R	ER	HR	HB	BB	SO	WP	BK	AVG
2009	Missoula	3-1	2.38	18	4	0	0	0	45.1	35	17	12	1	3	13	48	3	0	.206
2010	South Bend	2-4	2.82	7	7	1	1	0	38.1	36	16	12	1	1	9	31	1	0	.238
	Visalia	5-3	3.60	19	4	0	0	3	70.0	58	33	28	7	5	16	83	2	0	.227
2011	Visalia	1-1	5.40	3	3	0	0	0	13.1	14	10	8	1	1	1	20	1	0	.259
2012	Mobile	5-4	2.86	21	21	0	0	0	104.0	91	35	33	9	8	25	97	7	0	.238
2013	Reno	4-7	5.73	26	13	0	0	0	88.0	107	67	56	11	1	33	80	2	1	.301
2014	Mobile	4-2	0.69	6	6	0	0	0	39.0	22	4	3	1	2	6	38	0	0	.159
	ARIZONA	9-7	4.01	21	21	0	0	0	114.1	117	56	51	16	2	40	105	4	0	.268
2015	AZL D-backs	0-0	0.00	1	1	0	0	0	4.0	4	0	0	0	0	3	0	0	0	.250
	ARIZONA	6-6	4.30	27	27	0	0	0	152.2	158	75	73	18	7	40	111	3	0	.272
2016	MILWAUKEE	9-11	4.39	31	30	0	0	0	151.2	155	83	74	28	4	53	120	4	0	.266
2017	Wisconsin	0-1	2.70	1	1	0	0	0	3.1	2	1	1	0	0	1	3	1	0	.182
	Colorado Springs	0-0	8.31	1	1	0	0	0	4.1	6	4	4	1	0	1	2	0	0	.353
	MILWAUKEE	12-4	2.74	25	25	0	0	0	141.1	113	47	43	14	7	41	133	0	0	.220
2018	MILWAUKEE	9-8	3.93	30	30	0	0	0	158.0	131	71	69	30	7	57	128	1	0	.228
2019	San Antonio	0-0	4.50	1	1	0	0	0	4.0	3	2	2	1	0	0	6	0	0	.200
	MILWAUKEE	8-4	4.21	32	27	0	0	0	139.0	126	67	65	23	8	50	124	1	1	.240
2020	TORONTO	1-2	7.22	10	7	0	0	0	33.2	45	29	27	11	1	10	38	1	0	.315
Minors Totals		24-23	3.46	104	62	1	1	3	413.2	378	189	159	33	21	105	411	17	1	.241
AL Totals		1-2	7.22	10	7	0	0	0	33.2	45	29	27	11	1	10	38	1	0	.315
NL Totals		53-40	3.94	166	160	0	0	0	857.0	800	399	375	129	35	281	721	13	1	.249
ML Totals		54-42	4.06	176	167	0	0	0	890.2	845	428	402	140	36	291	759	14	1	.252

ANDERSON'S MAJOR LEAGUE HITTING TOTALS

	AVG	AB	R	H	2B	3B	HR	RBI	SH	SF	HP	BB	SO	SB	CS	E
2019	.100	40	1	4	1	0	0	1	2	0	0	2	24	0	0	1
Career	.095	264	6	25	2	0	0	10	28	0	2	4	140	0	0	7

ANDERSON'S CAREER TRANSACTIONS

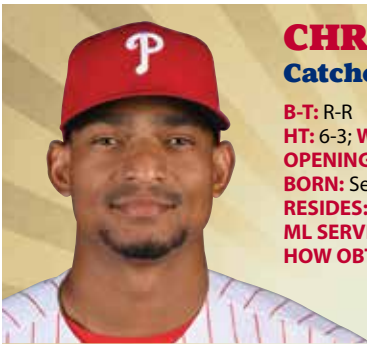
- Selected by Minnesota Twins in 42nd round of June 2006 draft, but did not sign
- Selected by Minnesota Twins in 40th round of June 2007 draft, but did not sign
- Selected by Arizona Diamondbacks in 9th round of June 2009 draft
- On injured list with right triceps inflammation, July 19-August 6, 2015
- Traded to Milwaukee Brewers with Isan Diaz (inf), Aaron Hill (inf) and cash considerations for Jean Segura (inf) and Tyler Wagner (rhp), January 30, 2016
- On injured list with a left oblique strain, June 29-August 19, 2017
- On injured list with a viral infection, May 10-20, 2018
- On injured list with a right middle finger laceration, May 1-17, 2019
- Traded to Toronto Blue Jays for Chad Spanberger (inf/of), November 4, 2019
- On injured list with right oblique strain, July 20-August 7, 2020
- Signed by Philadelphia as a free agent, February 4, 2021

ANDERSON'S CAREER FIELDING

POSITION	PCT	G	PO	A	E	TC	DP
Pitcher	.953	176	44	99	7	150	6

ANDERSON'S GAME HIGHS

LOW-HIT CG: N/A... **SHUTOUTS:** N/A... **STRIKEOUTS:** 11 – 5/27/17 vs ARI... **WALKS:** 5 – 2 times, last: 7/9/16 vs STL... **LONGEST OUTING:** 8.2 inn. – 5/17/16 vs CHI... **WINNING STREAK:** 5 games – 5/11-6/8/14... **LOSING STREAK:** 5 games – 4/18-5/11/16... **SCORELESS STREAK:** 21.2 inn. – 5/27-6/6/17



CHRISTIAN BETHANCOURT

Catcher

44

B-T: R-R

HT: 6-3; **WT:** 205

OPENING DAY AGE: 29

BORN: September 2, 1991, Panama City, Panama

RESIDES: Panama City, Panama

ML SERVICE: 2 years, 38 days

HOW OBTAINED: Signed by Phillies as a minor league free agent, 1/2/20

@ChristianBeth27

Non-Roster Invitee

2020

- Was a non-roster invitee to ML spring training with the Phillies
- Hit .267 (4-15) with three HR, five RBI and a 1.161 OPS in 10 spring training games

2019

- Played for NC Dinos in the Korean Baseball Organization
- Slashed .246/.308/.404 in 53 games in the KBO
- Following the season, played for Oriente in the Dominican Winter League

2018

- Was a non-roster invitee to MIL's spring training
- Spent the entire season with Colorado Springs (AAA)
- Selected as a Pacific Coast League midseason and postseason All-Star
- Named an Organization All-Star by MiLB.com
- Was T-1st on Colorado Springs in HR
- Caught 19 runners in 43 SB attempts (44.2%) over 74 games (71 starts) at catcher
- Also appeared in eight games at 1st base
- Following the season, played for Cibaenas in the DWL

2017

- Made SD's Opening Day roster
- Spent most of the season with El Paso (AAA)
- Did not catch during the regular season, as he converted to pitcher
- Appeared in four games with SD as a pitcher
- Went 3-2 with an 8.21 ERA (38 ER, 41.2 IP) in 34 games (1 start) for El Paso
- Following the season, played for Cibaenas in the DWL

2016

- Spent the entire season with SD
- Slugged his first career pinch-hit HR, 5/20 vs LAD (Scott Kazmir)
- Made his pitching debut on 5/31 at SEA
- Defensively, made appearances at catcher (41 games), pitcher (2), 2nd base (1), LF (8) and RF (4)
- Caught 6 of 22 runners attempting to steal (27.3%)
- Was on the injured list with a left intercostal strain, 8/31-end of season

2015

- Split the season between ATL and Gwinnett (AAA)
- Was ATL's starting catcher on Opening Day
- Threw out eight of 19 runners attempting to steal (42.1%) in 42 games (41 starts) at catcher for ATL

- Hit his first career walk-off HR on 6/6 vs PIT (Vance Worley)
- Led Gwinnett in AVG (min. 200 AB)
- Entered the season as ATL's No. 5 prospect, according to *Baseball America*

2014

- Began the season with Gwinnett
- Had two stints with ATL: 6/28-7/20 and 9/2-end of season
- Named an Organization All-Star by MiLB.com
- For the third consecutive season, selected to play in the All-Star Futures Game for the World Team
- Was on Gwinnett's IL from 8/17-24 (left hand contusion)
- Entered the year as the No. 2 prospect in ATL's organization, per *Baseball America*

2013

- Played nearly the entire season with Mississippi (AA)
- Selected as a Southern League midseason and postseason All-Star
- Named an Organization All-Star by MiLB.com
- Chosen as a member of the World Team for the All-Star Futures Game
- Was on the IL from 4/25-5/7 (left hamstring strain)
- Made his ML debut on 9/29 vs PHI as a pinch-hitter (0-1)
- Following the season, played for Lacey in the DWL

2012

- Spent the entire season with Mississippi
- Was a SL midseason All-Star
- Chosen as an Organization All-Star by MiLB.com
- Selected to play in the All-Star Futures Game for the World Team
- Had two IL stints: 4/30-5/16 (right hamstring strain) and 8/12-9/23 (left hand fracture)
- Was on the temporarily inactive list, 7/7-9
- Was on the suspended list from 7/31-8/2
- Following the season, played for Lacey in the DWL

2011

- Split the season between Rome (A) and Lynchburg (A)
- Following the season, played for Surprise in the Arizona Fall League
- Selected as an AFL Rising Star and was named to the AFL's All-Prospect Team

2010

- Spent the entire season with Rome

2009

- Played for Gulf Coast League Braves (R) and Danville (R)

2008

- Began his professional career with the Dominican Summer League Braves (R)

PERSONAL

Christian Gabriel Bethancourt (pronounced BETH-ann-court)... **Signed by:** Luis Ortiz

CHRISTIAN BETHANCOURT'S CAREER STATISTICS

YEAR	CLUB	AVG	G	AB	R	H	2B	3B	HR	RBI	SH	SF	HP	BB	SO	SB	CS	OBP	SLG	OPS	E
2008	DSL Braves	.267	34	116	12	31	6	3	0	17	0	3	1	11	25	1	0	.328	.371	.699	6
2009	GCL Braves	.284	32	116	22	33	9	1	2	19	0	3	1	11	22	7	0	.344	.431	.775	4
	Danville	.260	14	50	10	13	5	0	2	8	0	0	0	6	16	1	1	.339	.480	.819	3
2010	Rome	.251	108	399	31	100	19	2	3	34	0	5	2	14	62	11	3	.276	.331	.607	12
2011	Rome	.303	54	221	25	67	10	3	4	33	0	5	1	8	27	6	3	.323	.430	.753	11
	Lynchburg	.271	45	166	11	45	6	0	1	20	2	4	0	3	35	3	2	.277	.325	.603	8
2012	Mississippi	.243	71	268	30	65	5	1	2	26	4	3	2	11	45	8	6	.275	.291	.566	8
2013	Mississippi	.277	90	358	42	99	21	0	12	45	5	7	2	16	57	11	7	.305	.436	.741	12
	ATLANTA	.000	1	1	0	0	0	0	0	0	0	0	0	0	1	0	0	.000	.000	.000	0
2014	Gwinnett	.283	91	343	33	97	17	1	8	48	1	6	2	13	61	7	1	.308	.408	.716	9
	ATLANTA	.248	31	113	7	28	3	0	0	9	0	0	1	3	26	1	1	.274	.274	.548	3
2015	ATLANTA	.200	48	155	16	31	8	0	2	12	0	0	0	5	33	1	1	.225	.290	.515	4
	Gwinnett	.327	52	202	25	66	19	0	4	31	1	3	0	12	31	5	0	.359	.480	.840	3
2016	SAN DIEGO	.228	73	193	20	44	9	0	6	25	0	1	0	10	56	1	2	.265	.368	.633	3
2017	SAN DIEGO	.143	8	7	0	1	0	0	0	0	0	0	0	3	0	0	0	.143	.143	.286	0
	El Paso	.278	31	18	2	5	1	0	1	2	0	0	0	6	0	0	0	.278	.500	.778	0
2018	Colo. Springs	.297	104	391	59	116	22	0	20	71	0	6	1	20	76	6	1	.328	.506	.834	5
2019	NC Dinos (Korea)	.246	53	203	23	50	8	0	8	29	0	2	1	18	51	1	1	.308	.404	.712	-
2020	Did not play																				
Minors Totals		.278	726	2648	302	737	140	11	59	354	13	45	12	125	463	66	24	.309	.406	.715	81
ML	Totals	.222	161	469	43	104	20	0	8	46	0	1	1	18	119	3	4	.252	.316	.567	10

BETHANCOURT'S CAREER TRANSACTIONS

- Signed by Atlanta Braves as an amateur free agent, March 12, 2008
- Traded to San Diego Padres for Ricardo Rodriguez (c) and Casey Kelly (rhp), December 10, 2015
- On injured list with a left intercostal strain, August 31, 2016 through the remainder of the season
- Signed by Milwaukee Brewers as a minor league free agent, January 8, 2018
- Signed by Philadelphia as a minor league free agent, January 2, 2020

BETHANCOURT'S CAREER FIELDING

POSITION	PCT	G	PO	A	E	TC	DP	PB
Catcher	.989	114	769	69	9	847	8	19
Outfield	.938	12	15	0	1	16	0	0
Pitcher	---	6	0	0	0	0	0	0
Second base	---	2	0	0	0	0	0	0

BETHANCOURT'S GAME HIGHS

HITS: 3 – 6 times, last: 9/16/15 vs TOR... **RUNS:** 2 – 8 times, last: 7/27/16 at TOR... **DOUBLES:** 2 – 4 times, last: 8/6/16 vs PHI... **TRIPLES:** None... **HOME RUNS:** 1... **RBI:** 3 – 8/6/16 vs PHI... **WALKS:** 1... **STOLEN BASES:** 1... **HITTING STREAK:** 6 games – 7/5-11/14

BETHANCOURT'S NOTABLE HOMERS

GRAND SLAMS: None... **INSIDE-THE-PARK HR:** None... **LEADOFF HR:** None... **PINCH HR:** 1 – 5/20/16 vs LAD (Scott Kazmir)... **WALK-OFF HR:** 1 – 6/6/15 vs PIT (Vance Worley)



ALEC BOHM

Third Baseman

28

@alecbohm

B-T: R-R

HT: 6-5; **WT:** 218

OPENING DAY AGE: 24

BORN: August 3, 1996, Omaha, NE

RESIDES: Clearwater, FL

ML SERVICE: 128 days

HOW OBTAINED: Selected by Phillies in 1st round (3rd overall) of June 2018 draft

2020

- Finished T-2nd (74 points) for NL Rookie of the Year as voted on by the Baseball Writers' Association of America
- Was a finalist for MLBPA's NL Outstanding Rookie of the Year
- Selected to MLB All-Rookie team by *Baseball America*
- Ranked T-9th in the NL in multi-hit games (18)
- Among all NL rookies, finished 1st in hits (54), multi-hit games (18) & RBI (23), T-1st in GA RBI (4), GW RBI (4) & SF (2), 2nd in doubles (11), runs (24), total bases (77) & XBH (15), 4th in walks (16), T-4th in HR (4) and 6th in games (44)
- Among all ML rookies (min. 165 PA), finished 1st in AVG (.338), OBP (.400), SLG (.481) and OPS (.881)
- His 137.5 OPS+ was the 2nd-highest in franchise history by a rookie infielder (min. 180 PA) behind only Dick Allen's 163.4 OPS+ in 1964
- Batted .452 (19-42), 3 2B, 18 RBI, 8 BB, 2 SF and a 1.043 OPS with RISP
- His .452 AVG with RISP ranked 1st in MLB (min. 35 PA)
- Ranked 5th in the majors with a .338 AVG (min. 180 PA)
- Had his contract selected by the Phillies, 8/13
- Made his ML debut on 8/13 vs BAL and started at 3rd base (1-4, 2B); doubled off Thomas Eshelman in his first ML plate appearance
- Became the third Phillies player in the last 35 seasons to collect an XBH in his first ML plate appearance, along with Marlon Anderson (HR vs NYM on 9/9/98) and Domonic Brown (2B vs ARI on 7/28/10)
- Collected his first career RBI on 8/14 vs NYM
- Reached base safely in each of his first six ML games; the last Phillies rookie to begin his ML career with a longer on-base streak was Scott Rolen (11 G) in 1996
- Slugged his first career HR, 8/23 at ATL (Josh Tomlin)
- Had the 2nd-highest OBP (.462) by a Phillies player through 10 games to begin a career since 1900 (min. 35 PA), trailing only Pinky May (.525 OBP) in 1939
- Logged his first career game with multiple XBH and posted his first career multi-RBI game, 9/1 vs WSH
- On 9/3 vs WSH, tied his career high with three hits and notched his first career walk-off RBI on a sac fly in the 10th inning
- On 9/3, became the first Phillies rookie to collect three hits and a walk-off RBI in the same game since Nick Williams did so on 9/12/17 vs MIA
- Collected a career-high four RBI on 9/8 vs BOS (gm 1)
- Slashed .333/.404/.489 in his first 40 career games; became just the third Phillie who debuted since 1900 to have that slash line or better through his first 40 career games (min. 125 PA), joining Morrie Arnovich (.369/.414/.541) in 1936-37 and Buzz Arlett (.378/.461/.679) in 1931

- Hit safely in 18 of his final 20 games of the season (.392 AVG; beginning 9/10), including 11 multi-hit games in that span
- His 40 hits in September ranked 2nd in MLB, trailing only ATL's Marcell Ozuna (41)
- Became the first Phillies rookie with at least 40 hits in a calendar month since Marlon Byrd (40) in July 2003
- Made 44 starts: 37 at 3rd base, six at 1st base and one as the DH

2019

- Won the Paul Owens Award as the best player in the Phillies minor league system
- Among all Phillies minor leaguers (min. 375 PA), finished 1st in OBP (.378), SLG (.518) & OPS (.896), T-1st in HR (21), 2nd in AVG (.305), hits (145), RBI (80) & runs scored (76), T-2nd in doubles (30) and T-4th in walks (57)
- In the All-Star Futures Game at Progressive Field, started at 3rd base and batted cleanup for the NL Team
- Selected as a Florida State League midseason All-Star, despite playing in only 40 games with Clearwater (A)
- Named Phillies Minor League Hitter of the Month for April and Phillies Minor League Defender of the Month for May
- Chosen as Phillies Minor League Co-Player of the Week, 4/22-28
- Began the season with Lakewood (A), where he reached base safely in 21 of his 22 games
- Finished the year at Reading (AA), helping the club clinch the Eastern Division second-half title
- Ranked T-1st in the Eastern League in HR (11) following the league's All-Star break
- Defensively in the regular season, made 82 starts at 3rd base and 23 at 1st base
- Following the season, played for Scottsdale in the Arizona Fall League and slashed .361/.397/.528 in 19 games
- Chosen to participate in the AFL's Fall Stars Game
- Played for the United States in the World Baseball Softball Confederation's Premier 12 tournament
- Selected to *Baseball America's* Minor League All-Star Second Team
- Following the season, was named the No. 2 prospect in the Phillies minor league system and the No. 28 prospect in baseball by *Baseball America*

2018

- Began professional career with Gulf Coast League Phillies West (R)
- Tripled in his first pro game, 6/19 vs GCL Yankees East
- Spent the majority of the season with Williamsport (A)
- Was on the injured list from 7/12-8/19 with a left shin contusion; included rehab assignments at GCL Phillies East and West



- At Williamsport, hit .342 (13-38), 2B, 3B and 12 RBI with RISP
- Batted .289 (11-38) over his final 10 games
- Participated in Florida Instructional League
- Following the season, was named the No. 2 prospect in the Phillies minor league system by *Baseball America*

PERSONAL

Alec Daniel Bohm... 2015 graduate of Roncalli Catholic High School (NE)... Attended Wichita State University (KS)... Batted .339 (76-224), 14 2B, 3B, 16 HR, 55 RBI, 39 BB, 57 R, 9 SB, .436 OBP and .625 SLG during his junior season at Wichita State... At the time Wichita State's season ended, led the American Athletic Conference in home runs, pacing the Shockers for the second straight year; also led the AAC in runs, tied for first in total bases (140) and finished in the top five in hits, RBI, OBP and SLG... Named a *Baseball America* Second-Team All-American, as well as a semifinalist for both the Dick Howser Trophy (given to the nation's college player of the year) and the Golden Spikes Award... Left Wichita State with a career .317 AVG, 40 2B, 33 HR and 125 RBI in 166 games over three seasons... **Hobbies:** Playing video games, going to the beach, hanging out with friends and watching sports... **Signed by:** Justin Munson

ALEC BOHM'S CAREER STATISTICS

YEAR	CLUB	AVG	G	AB	R	H	2B	3B	HR	RBI	SH	SF	HP	BB	SO	SB	CS	OBP	SLG	OPS	E
2018	GCL Phillies-W	.391	7	23	8	9	1	1	0	3	0	0	2	2	0	2	0	.481	.522	1.003	1
	Williamsport	.224	29	107	9	24	5	1	0	12	0	0	4	10	19	1	0	.314	.290	.604	8
	GCL Phillies-E	.222	4	9	0	2	0	0	0	2	0	1	0	0	4	0	0	.200	.222	.422	0
2019	Lakewood	.367	22	79	13	29	9	0	3	11	0	2	0	12	14	3	0	.441	.595	1.036	3
	Clearwater	.329	40	158	25	52	10	3	4	27	0	1	1	17	21	1	2	.395	.506	.902	2
	Reading	.269	63	238	38	64	11	1	14	42	0	3	1	28	38	2	2	.344	.500	.844	9
2020	PHILLIES	.338	44	160	24	54	11	0	4	23	0	2	2	16	36	1	1	.400	.481	.881	4
Minors Totals		.293	165	614	93	180	36	6	21	97	0	7	8	69	96	9	4	.368	.474	.842	23
ML	Totals	.338	44	160	24	54	11	0	4	23	0	2	2	16	36	1	1	.400	.481	.881	4

BOHM'S CAREER TRANSACTIONS


- Selected by Philadelphia in 1st round (3rd overall) of June 2018 draft

BOHM'S CAREER FIELDING

POSITION	PCT	G	PO	A	E	TC	DP
Third base	.957	38	26	64	4	94	6
First base	1.000	7	55	4	0	59	6

BOHM'S GAME HIGHS

HITS: 3 – 3 times, last: 9/8/20 vs BOS (gm 1)... **RUNS:** 2 – 4 times, last: 9/17/20 vs NYM... **DOUBLES:** 1... **TRIPLES:** None... **HOME RUNS:** 1... **RBI:** 4 – 9/8/20 vs BOS (gm 1)... **WALKS:** 2 – 2 times, last: 9/22/20 at WSH (gm 2)... **STOLEN BASES:** 1... **HITTING STREAK:** 7 games – 9/15-21/20



ARCHIE BRADLEY

Right-Handed Pitcher

23

B-T: R-R

HT: 6-4; **WT:** 225

OPENING DAY AGE: 28

BORN: August 10, 1992, Muskogee, OK

RESIDES: Scottsdale, AZ

ML SERVICE: 5 years, 112 days

HOW OBTAINED: Signed by Phillies as a free agent, 1/18/21

@archiebradley7

@archiebradley7

2020

- Began the season with ARI and was traded to CIN on 8/31
- Allowed only four base runners in his six appearances with CIN (4 hits)
- Posted a 1.74 ERA (2 ER, 10.1 IP) and 0.77 WHIP in his last nine games of the regular season (beginning 8/16)
- Made one appearance for CIN in the Wild Card Series against ATL (L, 0.1 IP, 2 H, R in Game 1)

2019

- Appeared in 65 or more games for the third consecutive season
- Set career high for strikeouts as a reliever (85) and averaged a career-best 10.93 SO/9.0 IP (87 SO/71.2 IP)
- Became the first ARI reliever to have three seasons with 70.0 or more IP and 70 or more strikeouts
- Posted a career-high 23.8 swing-and-miss percentage
- Had a career-long 17.1-inning scoreless streak, 6/26-8/12/19
- Converted 14 straight save opportunities to end his season (since 8/19), tied for the 2nd-longest streak to end the season by any reliever during the year behind only Ken Giles (20)
- His 1.71 ERA (6 ER, 31.2 IP) after the All-Star break trailed only Daniel Hudson (1.44) among NL relievers in that span
- Led all ML pitchers with 18 saves from 7/30-end of season
- Opponents hit .172 (11-64) with 22 strikeouts against his curveball, per Statcast
- Recorded his first save of five or more outs on 8/4 vs WSH

2018

- Appeared in a career-high 76 games
- Was T-1st among NL relievers in holds (34) and 4th in appearances
- His career-high 34 holds were one shy of Brandon Lyon's ARI club record (35 in 2007)
- Posted a 0.93 ERA (2 ER, 19.1 IP) in 23 games when pitching on zero days' rest
- Held LHH to a .165 AVG (18-109), including a .125 mark (3-24) over his last 15 appearances
- His 26 holds before the All-Star break were the most in the majors since it became an official stat in 1969

2017

- In his first season as a reliever, ranked T-2nd among NL relievers in holds (25), 5th in ERA (1.73) and just outside the top 10 in WHIP (1.04, 11th) and strikeouts (79, T-11th)
- His 1.73 ERA was the lowest ever by a qualifying ARI reliever

- Held opponents to a .161 AVG (9-56) with just one extra-base hit (HR) with RISP, and a .121 AVG (4-33) with RISP and two outs
- Did not allow a home run in a career-long 49.2 consecutive innings (46 appearances) from 5/31-9/26, snapping the streak in his final outing
- Had a 14.0-inning scoreless streak, 7/25-8/25, and a 12.2-inning scoreless streak, 5/31-6/25
- Had a 0.77 ERA (1 ER, 11.2 IP) in June and a 0.71 ERA (1 ER, 12.2 IP) in August
- When pitching on between zero and two days of rest, posted a 0.63 ERA (3 ER, 43.0 IP), including a 0.00 ERA (13.2 IP) when pitching the second of back-to-back days
- Appeared in three postseason games (1 in NLWC and 2 in NLDS) and posted a 3.00 ERA (2 ER, 6.0 IP)
- In the Wild Card Game vs COL, recorded the fifth triple by a pitcher (first by a reliever) in postseason history (last: FLA's Dontrelle Willis in 2003 NLDS Game 4 vs SF)

2016

- Had three stints with ARI (4/17-19, 5/9, 5/29-end of season)
- Among ARI rookies all-time in a single season, was 3rd in strikeouts (143), T-4th in starts (26), 6th in IP (141.2) and T-6th in wins (8) & quality starts (11)
- His 9.08 SO/9.0 IP (143 SO, 141.12 IP) were most ever by an ARI rookie (min. 20 starts)
- From the time he was recalled for his last stint (5/29), was 1st among NL rookies in IP (131.1) & starts (24), 2nd in strikeouts (137) and 3rd in SO/9.0 IP (9.39)
- Ranked 8th overall in the NL in strikeouts after his final recall
- Limited RHH to a .235 AVG (66-281), the 3rd-best mark by a ML rookie, trailing Kenta Maeda (.213) and Junior Guerra (.231)
- Led all rookies and ranked 7th in the NL with a .225 OPP AVG (36-160) with RISP
- Was 8-3 with a 3.21 ERA (29 ER, 81.1 IP) in 13 starts when going 6.0 or more innings and 3-0 with a 2.53 ERA (6 ER, 21.1 IP) in three starts when going 7.0 or more
- Recorded 10 strikeouts on 6/3 at CHI, becoming the first rookie since CIN's Raisel Iglesias (2011) to strike out 10 or more batters at Wrigley Field
- Set a career high and tied the ARI rookie record with 11 strikeouts on 10/1 vs SD
- Did not allow a home run from 9/4 through the end of the season (34.2 IP)
- At the time of his final promotion, ranked 3rd in the Pacific Coast League in ERA (1.99), T-3rd in wins (5), 4th in WHIP (1.08) and 9th in strikeouts (47)
- Named PCL Pitcher of the Week for 5/16-23

2015

- Had his contract selected on 4/5
- Made his ML debut on 4/11 vs LAD, winning the game after allowing just one hit in 6.0 IP (opposed Clayton Kershaw)
- Was the first pitcher to throw at least 6.0 IP and allow one hit or fewer in his ML debut since 2011 (FLA's Brad Hand, 6/7 vs ATL)
- Did not allow a hit through the first 3.1 IP of his debut
- Was the first starter in ARI club history to allow two runs or fewer in his first four career starts
- Singled off Clayton Kershaw in his debut, becoming the first starting pitcher to collect his first hit before allowing a hit in his ML debut since STL's Marco Gonzales on 6/25/14 at COL
- Was the first pitcher in ML history to make his ML debut and second career start opposite the reigning Cy Young Award winner (Clayton Kershaw) and World Series MVP (Madison Bumgarner)
- Went 2-0 with a 1.45 ERA (3 ER, 18.2 IP) in his first three starts
- Was struck in the face by a Carlos Gonzalez line drive on 4/28 vs COL and suffered a right sinus fracture
- Was on the IL, 4/29-5/15
- Made four starts before suffering right shoulder tendinitis and returning to the IL, 6/2-8/23; included rehab assignments to Reno, 6/24-29, Arizona League D-backs (R), 8/18-22 and Visalia (A), 8/23
- Had a 2.08 ERA (4 ER, 17.1 IP) in his final three starts
- Participated in Arizona Instructional League

2014

- Began the season with Reno (AAA)
- On IL, 4/27-6/25, with a right elbow strain; made one rehab start with AZL D-backs
- Was transferred to Mobile (AA) on 6/26 for the remainder of the season
- Combined to go 3-7 with a 4.45 ERA (41 ER, 83.0 IP) in 18 starts between the three levels
- Following the season, was ranked the No. 72 prospect in baseball by *Baseball America*
- Pitched for Salt River in the Arizona Fall League and started and won the Fall Stars Game

2013

- Named ARI's Minor League Pitcher of the Year after combining to go 14-5 with a 1.84 ERA (31 ER, 152.0 IP), 162 SO, 2 CG in 26 starts between Visalia and Mobile
- Selected to the World Team for the All-Star Futures Game at Citi Field
- Named a Southern League midseason All-Star and was named the SL Most Outstanding Pitcher
- Selected as Topps SL Player of the Year and named to Topps Double-A All-Star Team
- Named to *Baseball America's* All-Minor League First Team
- Finished 3rd among all minor league pitchers in ERA and 6th in strikeouts
- Named MiLB.com SL Player of the Month in May and August
- Began the season with Visalia
- Named California League Pitcher of the Week, 4/4-14
- Promoted to Mobile on 5/2
- Had an 18.0-inning scoreless streak, 5/2-24

- Selected as SL Pitcher of the Week twice: 5/13-19 and 7/29-8/5
- Went 6-0 with a 1.24 ERA (5 ER, 36.1 IP) in August, with his six wins tied for the MiLB lead
- Made two starts in the postseason for Mobile
- Following the season, was ranked the No. 1 prospect in ARI's minor league system and No. 9 prospect in baseball by *Baseball America*

2012

- Named a Midwest League midseason All-Star
- Ranked 1st in the MWL in OPP AVG (.181) & SO/9.0 IP (10.06), 2nd in strikeouts (152) and T-2nd in wins (12)
- Spent the entire season with South Bend (A)
- Following the season, was ranked the No. 2 prospect in ARI's minor league system and No. 25 prospect in baseball by *Baseball America*

2011

- Began pro career with Missoula (R)
- Following the season, was named the No. 25 prospect in baseball by *Baseball America*

PERSONAL

Archie N. Bradley... 2011 graduate of Broken Arrow High School (OK)... Went 12-1 as a senior and was named *The Oklahoman's* 2011 All-State Player of the Year while leading his team to a 36-2 record and a 6A State Championship... Earned 2010 AFLAC All-American honors as a junior... Committed to play quarterback at the University of Oklahoma... Hosted a street festival that raised \$25,000 for the LOVEPUP foundation in 2019... Co-founded an outdoor excursions company called "Crash Landing Outdoors," named after his dog Crash, leading groups on duck hunts in his home state of Oklahoma during the offseason... **Signed by:** Kyle Denney



ARCHIE BRADLEY'S CAREER STATISTICS

YEAR	CLUB	W-L	ERA	G	GS	CG	SHO	SV	IP	H	R	ER	HR	HB	BB	SO	WP	BK	AVG
2011	Missoula	0-0	0.00	2	1	0	0	0	2.0	1	0	0	0	0	0	4	0	0	.143
2012	South Bend	12-6	3.84	27	27	0	0	0	136.0	87	64	58	6	15	*84	152	17	2	*.181
2013	Mobile	12-5	1.97	21	21	2	0	0	123.1	93	35	27	5	4	59	119	1	0	.214
	Visalia	2-0	1.26	5	5	0	0	0	28.2	22	5	4	1	2	10	43	1	0	.218
2014	Mobile	2-3	4.12	12	12	1	0	0	54.2	45	27	25	2	5	36	46	3	0	.231
	AZL D-backs	0-0	4.50	1	1	0	0	0	4.0	5	2	2	0	0	1	6	0	0	.278
	Reno	1-4	5.18	5	5	0	0	0	24.1	26	14	14	0	4	12	23	2	1	.277
2015	ARIZONA	2-3	5.80	8	8	0	0	0	35.2	36	23	23	3	2	22	23	0	0	.267
	Reno+	1-0	2.95	4	4	0	0	0	21.1	26	7	7	3	0	5	20	2	0	.302
	AZL D-backs+	0-0	0.00	1	1	0	0	0	4.0	2	0	0	0	1	3	6	0	0	.143
	Visalia+	0-0	4.50	1	1	0	0	0	4.0	3	4	2	2	0	2	6	0	0	.200
2016	Reno	5-1	1.99	7	7	0	0	0	40.2	26	9	9	0	2	18	47	3	0	.191
	ARIZONA	8-9	5.02	26	26	0	0	0	141.2	154	84	79	16	4	67	143	7	2	.276
2017	ARIZONA	3-3	1.73	63	0	0	0	1	73.0	55	14	14	4	1	21	79	0	1	.207
2018	ARIZONA	4-5	3.64	76	0	0	0	3	71.2	62	30	29	9	4	20	75	2	1	.229
2019	ARIZONA	4-5	3.52	66	1	0	0	18	71.2	67	30	28	5	5	36	87	0	0	.246
2020	ARIZONA	1-0	4.22	10	0	0	0	6	10.2	13	5	5	0	1	3	12	0	0	.317
	CINCINNATI	1-0	1.17	6	0	0	0	0	7.2	4	1	1	1	0	0	6	0	0	.143
	ARI/CIN	2-0	2.95	16	0	0	0	6	18.1	17	6	6	1	1	3	18	0	0	.246
Minors Totals		35-19	3.01	86	85	3	0	0	443.0	336	167	148	19	33	230	472	29	3	.213
ML	Totals	23-25	3.91	255	35	0	0	28	412.0	391	187	179	38	17	169	425	9	4	.249

* League leader

+ Rehab assignment

BRADLEY'S WILD CARD SERIES STATISTICS

YEAR	CLUB, OPP	W-L	ERA	G	GS	CG	SHO	SV	IP	H	R	ER	HR	HB	BB	SO	WP	BK	AVG
2017	ARI, COL	0-0	13.50	1	0	0	0	0	1.1	3	2	2	2	0	0	0	0	0	.429
2020	CIN, ATL	0-1	27.00	1	0	0	0	0	0.1	2	1	1	0	0	0	0	0	0	.667
WC	Totals	0-1	16.20	2	0	0	0	0	1.2	5	3	3	2	0	0	0	0	0	.500

BRADLEY'S DIVISION SERIES STATISTICS

YEAR	CLUB, OPP	W-L	ERA	G	GS	CG	SHO	SV	IP	H	R	ER	HR	HB	BB	SO	WP	BK	AVG
2017	ARI, LAD	0-0	0.00	2	0	0	0	0	4.2	3	1	0	0	0	3	5	0	0	.167

BRADLEY'S MAJOR LEAGUE HITTING TOTALS

	AVG	AB	R	H	2B	3B	HR	RBI	SH	SF	HP	BB	SO	SB	CS	E
2019	.000	1	0	0	0	0	0	0	0	0	0	0	1	0	0	0
Career	.097	62	2	6	0	0	0	5	4	1	0	0	38	0	1	2

BRADLEY'S CAREER TRANSACTIONS

- Selected by Arizona Diamondbacks in 1st round (7th overall) of June 2011 draft
- On injured list with a right sinus fracture, April 29-May 15, 2015
- On injured list with right shoulder tendinitis, June 2-August 23, 2015; included rehab assignments to Reno, June 24-29, Arizona League Diamondbacks, August 18-22, and Visalia, August 23
- Traded to Cincinnati Reds for Stuart Fairchild (of) and Josh VanMeter (of), August 31, 2020
- Signed by Phillies as a free agent, January 18, 2021

BRADLEY'S CAREER FIELDING

POSITION	PCT	G	PO	A	E	TC	DP
Pitcher	.964	255	23	30	2	55	4

BRADLEY'S GAME HIGHS

LOW-HIT CG: N/A... **SHUTOUTS:** N/A... **STRIKEOUTS:** 11 – 10/1/16 vs SD... **WALKS:** 5 – 2 times, last: 7/22/16 at CIN... **LONGEST OUTING:** 7.1 inn. – 5/29/26 vs SD... **WINNING STREAK:** 3 games – 2 times, last: 8/30/19-current... **LOSING STREAK:** 3 games – 4 times, last: 7/14/17-5/13/18... **SCORELESS STREAK:** 17.1 inn. – 6/26-8/12/19



CONNOR BROGDON

Right-Handed Pitcher

75

B-T: R-R
HT: 6-6; **WT:** 205
OPENING DAY AGE: 26
BORN: January 29, 1995, Clovis, CA
RESIDES: Madera, CA
ML SERVICE: 81 days
HOW OBTAINED: Selected by Phillies in 10th round of June 2017 draft

@ConnorBrogdon
 @connorbrogdon

2020

- Was a non-roster invitee to ML spring training
- Had his contract selected on 8/11 from Lehigh Valley and made his ML debut on 8/13 vs BAL
- Earned his first ML win on 9/18 vs TOR (gm 2)
- Tossed 8.2 scoreless innings with one hit allowed and 14 strikeouts in his final six appearances
- His 8.2-inning scoreless streak (9/13-end of season) was the longest by a Phillies reliever during the season
- Struck out each of his final six batters, becoming the only Phillies reliever ever to strike out all three batters faced in consecutive appearances and the only reliever in MLB to do so during the year
- Opponents were just 5-for-39 (.128 AVG) against him and had one hit in their final 27 at-bats (.037 AVG)
- Had four stints with PHI: 8/11-22, 9/7-9, 9/13, 9/16-end of season

2019

- Opened the season with Clearwater (A)
- Promoted to Reading (AA) on 5/9
- Finished the season with Lehigh Valley (AAA)
- Overall in 51 relief appearances, posted a 2.61 ERA, 0.92 WHIP, held opponents to a .173 AVG and averaged 12.55 SO/9.0 IP (106 SO, 76.0 IP)
- Recorded at least one strikeout in 47 games and multiple strikeouts in 32 relief appearances
- Tossed 2.0 innings or more in 20 of his games

2018

- Named Phillies Minor League Co-Pitcher of the Month for July (8 G, 2-1, 2 SV, 0.00 ERA, 12.0 IP, 16 SO)
- Selected as Phillies Minor League Pitcher of the Week, 8/6-12
- Spent the entire season with Lakewood (A)
- Posted a 61.0-inning homerless streak from 4/16 through the eighth inning on 8/17
- Did not allow an earned run for 22.0 consecutive innings from 6/25 to the eighth inning on 8/17
- Went 4-1 with a 1.42 ERA (6 ER, 38.0 IP), 51 SO, .194 OPP AVG and converted all five of his save opportunities in 24 games as a reliever

2017

- Began professional career with Williamsport (A)
- Among qualifying New York-Penn League relievers, ranked 3rd in lowest OPP AVG (.177) and 5th in SO/9.0 IP (11.68)
- Registered multiple strikeouts in 11 of his 16 relief outings, including four games with five strikeouts
- Held opponents to a .125 AVG (2-16) with RISP & two outs
- Participated in Florida Instructional League

PERSONAL

Connor Michael Brogdon... 2013 graduate of Liberty High School (CA)... 2017 graduate of Lewis-Clark State College (ID)... Also attended Fresno City College (CA)... **Hobbies:** Mountain biking, playing video games and playing pick-up basketball... **Signed by:** Hilton Richardson

CONNOR BROGDON'S CAREER STATISTICS

YEAR	CLUB	W-L	ERA	G	GS	CG	SHO	SV	IP	H	R	ER	HR	HB	BB	SO	WP	BK	AVG
2017	Williamsport	3-1	2.34	16	0	0	0	3	34.2	22	10	9	2	2	18	45	0	0	.177
2018	Lakewood	5-3	2.47	31	7	0	0	5	69.1	59	21	19	3	3	16	79	0	0	.228
2019	Clearwater	2-0	1.80	10	0	0	0	0	20.0	11	6	4	1	1	5	23	2	0	.164
	Reading	1-1	2.66	15	0	0	0	2	23.2	12	8	7	4	0	7	39	2	0	.150
	Lehigh Valley	3-1	3.06	26	0	0	0	2	32.1	23	12	11	4	1	12	44	4	0	.193
2020	PHILLIES	1-0	3.97	9	0	0	0	0	11.1	5	5	5	3	0	5	17	0	0	.128
Minors Totals		14-6	2.50	98	7	0	0	12	180.0	127	57	50	14	7	58	230	8	0	.196
ML	Totals	1-0	3.97	9	0	0	0	0	11.1	5	5	5	3	0	5	17	0	0	.128

BROGDON'S CAREER TRANSACTIONS


- Selected by Philadelphia in 10th round of June 2017 draft

BROGDON'S CAREER FIELDING

POSITION	PCT	G	PO	A	E	TC	DP
Pitcher	1.000	9	0	1	0	1	0

BROGDON'S GAME HIGHS

STRIKEOUTS: 4 – 9/13/20 at MIA (gm 1)... **WALKS:** 2 – 9/18/20 vs TOR (gm 2)... **LONGEST OUTING:** 2.1 innings – 9/13/20 at MIA (gm 1)... **WINNING STREAK:** N/A... **LOSING STREAK:** N/A... **SCORELESS STREAK:** 8.2 inn. – 9/13/20-current




EDGAR CABRAL

Catcher

B-T: R-R
HT: 5-10; **WT:** 197
OPENING DAY AGE: 25
BORN: September 12, 1995, Burbank, CA
RESIDES: Littlerock, CA
HOW OBTAINED: Selected by Phillies in 11th round of June 2015 draft

72

 @ecab_30

Non-Roster Invitee

2020

- Did not play, but was part of Philadelphia's player pool at the alternate training site in Lehigh Valley
- Participated in Florida Instructional League

2019

- Appeared in 21 games with Clearwater (A) through 5/22 before missing the rest of the season with right elbow inflammation
- Caught nine runners in 21 SB attempts (42.9%)
- Had a multi-HR game, 5/11 at Dunedin

2018

- Was a non-roster invitee to ML spring training
- Spent the entire season with Clearwater
- Hit safely in nine of his first 10 games
- Reached base safely in 20 consecutive games (.375 OBP) from 4/12-5/30
- Caught 22 of 76 (28.9%) attempted base stealers
- Posted a .994 fielding percentage in 60 games at catcher
- Had two IL stints: 4/17-27 (right thigh strain) and 7/3-9 (lower back strain)

2017

- Began the season with Lakewood (A)
- Selected as a South Atlantic League midseason All-Star

- Named Phillies Minor League Player of the Week, 6/5-11
- Threw out 46.3% of attempted base stealers (36-67)
- On 7/27, was promoted to Clearwater, where he finished the season
- Batted .313 (21-67), with an .860 OPS in 19 August games
- Hit .385 (10-26) against left-handers with Clearwater
- Following the season, played in 14 games for Glendale in the Arizona Fall League (.298 AVG, 14-47, 2 2B, 4 RBI)

2016

- Spent the entire season with Lakewood
- Batted .283 (13-46) in his final 14 games after batting .091 (3-33) in his first 10
- Was on the IL, 7/14-8/5 (right ankle sprain)
- Participated in FIL

2015

- Began his professional career with Gulf Coast League Phillies (R)
- Slugged his first professional HR, 7/11 at GCL Pirates
- Participated in FIL

PERSONAL

Edgar Emmanuel Cabral... 2013 graduate of William J. Knight High School (CA)... 2015 graduate of Mt. San Antonio College (CA)... **Hobby:** Spending time with family... **Signed by:** Demerius Pittman

EDGAR CABRAL'S CAREER STATISTICS

YEAR	CLUB	AVG	G	AB	R	H	2B	3B	HR	RBI	SH	SF	HP	BB	SO	SB	CS	OBP	SLG	OPS	E
2015	GCL Phillies	.281	38	96	13	27	6	0	2	14	0	0	3	8	6	0	0	.355	.406	.761	3
2016	Lakewood	.203	24	79	7	16	2	0	1	7	0	0	1	4	11	0	0	.250	.266	.516	1
2017	Lakewood	.243	67	235	19	57	12	1	2	14	0	2	3	23	39	0	0	.316	.328	.644	7
	Clearwater	.310	24	84	16	26	5	0	2	12	0	1	1	9	23	0	0	.379	.440	.819	4
2018	Clearwater	.252	81	294	41	74	10	2	6	39	0	3	4	28	64	1	1	.322	.361	.683	3
2019	Clearwater	.197	21	71	6	14	5	0	4	11	0	2	0	6	19	0	0	.253	.437	.690	4
2020	Did not play																				
Minors Totals		.249	255	859	102	214	40	3	17	97	0	8	12	78	162	1	1	.318	.362	.680	22

CABRAL'S CAREER TRANSACTIONS

- Selected by Toronto Blue Jays in 33rd round of June 2013 draft, but did not sign
- Selected by Philadelphia in 11th round of June 2015 draft



TYLER CARR

Right-Handed Pitcher

90

@tyler_carr3

B-T: R-R

HT: 5-11; **WT:** 175

OPENING DAY AGE: 24

BORN: May 1, 1996, Avon Park, FL

RESIDES: Lake Placid, FL

HOW OBTAINED: Selected by Phillies in 31st round of June 2018 draft

Non-Roster Invitee

2020

- Did not pitch

2019

- Named an Organization All-Star by MiLB.com
- Began the season with Lakewood (A)
- Had a 20.2-inning scoreless streak with Clearwater (A), 5/31-7/10
- Pitched 3.0 innings in a combined no-hitter on 6/22 vs Daytona
- Named Phillies Minor League Co-Pitcher of the Week, 6/17-23
- His lone appearance with Reading (AA) came in his final appearance of the season on 8/31 at Trenton
- Overall, in 39 combined games (1 start), posted a 1.29 ERA (10 ER, 69.2 IP), 0.99 WHIP, held opponents to a .180 AVG and surrendered just one HR to 276 batters faced
- Held LHH to a combined .175 AVG (18-103) and five XBH (all doubles)

2018

- Began his professional career with Gulf Coast League Phillies East (R)
- Promoted to Williamsport (A) on 6/28 for the remainder of the season
- Pitched more than 1.0 inning in eight of his 12 relief appearances with Williamsport
- Posted a 0.96 ERA (2 ER, 18.2 IP) in his final eight games

PERSONAL

Tyler Miller Carr... 2014 graduate of Lake Placid High School (FL)... 2018 graduate of the University of South Alabama...

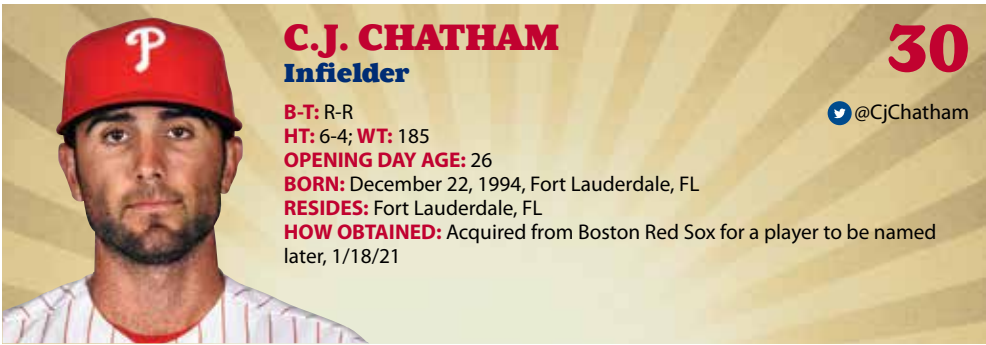
Signed by: Mike Stauffer

TYLER CARR'S CAREER STATISTICS

YEAR	CLUB	W-L	ERA	G	GS	CG	SHO	SV	IP	H	R	ER	HR	HB	BB	SO	WP	BK	AVG
2018	GCL Phillies-E	0-0	0.00	2	0	0	0	0	4.0	4	1	0	0	0	0	1	0	0	.267
	Williamsport	3-2	2.42	13	1	0	0	0	26.0	31	13	7	1	2	4	23	2	0	.295
2019	Lakewood	2-1	0.51	11	0	0	0	1	17.2	13	6	1	0	0	9	20	5	0	.206
	Clearwater	3-3	1.64	27	1	0	0	5	49.1	29	10	9	1	1	17	50	2	0	.174
	Reading	0-0	0.00	1	0	0	0	0	2.2	1	0	0	0	0	0	6	1	0	.111
2020	Did not pitch																		
Minors Totals		8-6	1.54	54	2	0	0	6	99.2	78	30	17	2	3	30	100	10	0	.217

CARR'S CAREER TRANSACTIONS

- Selected by Philadelphia in 31st round of June 2018 draft



C.J. CHATHAM

Infielder

30

@CjChatham

B-T: R-R

HT: 6-4; WT: 185

OPENING DAY AGE: 26

BORN: December 22, 1994, Fort Lauderdale, FL

RESIDES: Fort Lauderdale, FL

HOW OBTAINED: Acquired from Boston Red Sox for a player to be named later, 1/18/21

2020

- Was part of BOS' player pool at the alternate training site in Pawtucket

2019

- Split the season between Portland (AA) and Pawtucket (AAA), where he combined to slash .298/.333/.408 in 110 games
- Led all BOS minor league players in doubles (31) and ranked 2nd in hits (130), 6th in total bases (178) and T-7th in XBH (37)
- Led the Eastern League in batting (.297 AVG)
- Named an EL postseason All-Star
- Played for Peoria in the Arizona Fall League and was named a Rising Star
- Following the season, was named the No. 12 prospect in the BOS organization by *Baseball America*

2018

- Began the season with Greenville (A)
- Hit .440 (11-25) over his first six games

- Promoted to Salem (A) on 5/8
- Hit .363 (65-179) in 49 home games for Salem
- Following the season, was named the No. 10 prospect in the BOS organization by *Baseball America*

2017

- Played in only seven games due to a left hamstring strain

2016

- Began his pro career with Gulf Coast League Red Sox (R)
- Promoted to Lowell (A) on 7/30
- Hit safely in each of his last six games

PERSONAL

Connor James Chatham... Attended Florida Atlantic University, where he was named Conference USA Player of the Year and Defensive Player of the Year in 2016 as a junior... Was a semifinalist for the Brooks Wallace Award (best collegiate shortstop) and Golden Spikes Award (best amateur player) in 2016... **Signed by:** Willie Romay

C.J. CHATHAM'S CAREER STATISTICS

YEAR	CLUB	AVG	G	AB	R	H	2B	3B	HR	RBI	SH	SF	HP	BB	SO	SB	CS	OBP	SLG	OPS	E
2016	GCL Red Sox	.167	8	24	2	4	2	0	1	2	0	0	1	0	7	0	0	.200	.375	.575	0
	Lowell	.259	27	108	19	28	4	1	4	19	2	1	2	8	20	0	1	.319	.426	.745	2
2017	Greenville	.333	1	3	0	1	0	0	0	2	0	0	0	0	0	0	1	.333	.333	.667	0
	GCL Red Sox	.313	6	16	5	5	0	0	1	3	0	0	0	2	1	0	0	.389	.500	.889	0
2018	Greenville	.307	19	75	13	23	6	1	0	9	1	1	0	3	14	1	1	.329	.413	.742	1
	Salem	.315	95	362	42	114	14	1	3	43	0	5	4	21	72	10	4	.355	.384	.739	11
2019	Portland	*.297	90	350	39	104	26	1	3	36	1	4	3	18	66	7	1	.333	.403	.736	14
	Pawtucket	.302	20	86	11	26	5	0	2	10	0	0	0	4	21	0	0	.330	.430	.760	4
2020	Did not play																				
Minors Totals		.298	266	1024	131	305	57	4	14	124	4	12	10	56	201	18	8	.337	.402	.739	32

* League leader

CHATHAM'S CAREER TRANSACTIONS

- Selected by Boston Red Sox in 2nd round of June 2016 draft
- Traded to Philadelphia for a player to be named later, January 18, 2021



SAM COONROD

Right-Handed Pitcher

54

@samcoonrod65

B-T: R-R
HT: 6-1; **WT:** 225
OPENING DAY AGE: 28
BORN: September 22, 1992, St. Louis, MO
RESIDES: Fenton, MO
ML SERVICE: 1 year, 78 days
HOW OBTAINED: Acquired from San Francisco Giants for Carson Ragsdale, 1/9/21

2020

- Appeared in only 18 games with SF due to two IL stints: 7/31-8/22 (right lat strain) and 9/26 through the remainder of the season (right shoulder strain)
- Recorded his first ML save, 8/30 at ARI

2019

- Began the season with Sacramento (AAA)
- Was recalled on 5/26 and made his ML debut that day vs ARI, pitching a 1-2-3 inning
- Was his first of three stints with the club (others: 26th man for doubleheader on 7/15 and 7/22-end of season)
- Allowed only one run in his first 10 career appearances (10.0 IP) and posted a 1.80 ERA (3 ER, 15.0 IP) in his first 15 appearances
- Earned his first ML win on 7/22 vs CHI
- Allowed only five XBH to the 114 batters he faced (.319 OPP SLG)

2018

- Spent majority of the season recovering from Tommy John surgery

2017

- Spent the entire season with Richmond (AA)
- Transitioned from a starting role to relief in August

- Was placed on the IL on 8/21 after suffering a season-ending elbow injury that required Tommy John surgery

2016

- Named a California League midseason All-Star
- Selected as MiLB.com CAL Player of the Month in May
- Began the season with San Jose (A)
- Allowed one earned run or none in eight of his 11 starts with San Jose
- Promoted to Richmond on 6/17
- Between the two levels, combined to go 9-6 with a 2.55 ERA (40 ER, 141.0 IP) in 24 starts

2015

- Spent the season with Augusta (A)
- Named South Atlantic League Pitcher of the Week, 7/20-26
- Named SAL's best pitching prospect by *Baseball America*

2014

- Began pro career with Arizona League Giants (R)

PERSONAL

Samuel Timothy Coonrod... Married, wife's name is Kara... 2011 graduate of Carrollton High School (IL), where he played baseball, football and basketball... Attended Southern Illinois University – Carbondale... **Hobbies:** Fishing, lifting weights and reading the Bible... **Signed by:** James Cabella

SAM COONROD'S CAREER STATISTICS

YEAR	CLUB	W-L	ERA	G	GS	CG	SHO	SV	IP	H	R	ER	HR	HB	BB	SO	WP	BK	AVG
2014	AZL Giants	1-0	4.55	15	5	0	0	0	27.2	32	14	12	0	1	6	25	2	0	.291
2015	Augusta	7-5	3.14	23	22	0	0	0	111.2	103	49	39	3	10	34	114	1	0	.243
2016	San Jose	5-3	1.98	11	11	0	0	0	63.2	46	19	14	3	2	22	42	1	0	.204
	Richmond	4-3	3.03	13	13	0	0	0	77.1	59	33	26	7	10	38	52	1	0	.214
2017	Richmond	4-11	5.38	24	18	0	0	0	103.2	96	62	54	7	10	42	94	4	0	.249
2018	AZL Giants-B	0-0	5.06	4	2	0	0	0	5.1	6	3	3	0	0	1	10	0	0	.261
	San Jose	0-0	5.68	6	2	0	0	0	6.1	5	7	4	0	1	2	13	1	0	.200
2019	Sacramento	2-4	7.52	33	1	0	0	0	32.1	41	27	25	4	0	18	43	3	0	.304
	SAN FRANCISCO	5-1	3.58	33	0	0	0	0	27.2	19	11	11	3	4	15	20	2	1	.202
2020	SAN FRANCISCO	0-2	9.82	18	0	0	0	3	14.2	17	16	16	2	2	7	15	1	0	.283
Minors Totals		23-26	3.72	129	72	0	0	0	428.0	388	214	177	24	34	163	393	13	0	.242
ML	Totals	5-3	5.74	51	0	0	0	3	42.1	36	27	27	5	6	22	35	3	1	.234

COONROD'S CAREER TRANSACTIONS


- Selected by San Francisco Giants in 5th round of June 2014 draft
- On injured list with a right lat strain, July 31-August 22, 2020
- On injured list with a right shoulder strain, September 26, 2020 through the remainder of the season
- Traded to Philadelphia for Carson Ragsdale (rhp), January 9, 2021

COONROD'S CAREER FIELDING

POSITION	PCT	G	PO	A	E	TC	DP
Pitcher	1.000	51	5	6	0	11	1

COONROD'S GAME HIGHS

STRIKEOUTS: 3 – 9/21/20 vs COL... **WALKS:** 3 – 8/5/19 vs WSH... **LONGEST OUTING:** 1.1 innings – 2 times, last: 9/7/20 vs ARI... **WINNING STREAK:** 4 games – 7/23-8/25/19... **LOSING STREAK:** 2 games – 9/2/20-current... **SCORELESS STREAK:** 8.0 inn. – 6/1-8/3/19




ENYEL DE LOS SANTOS

Right-Handed Pitcher

B-T: R-R
HT: 6-3; **WT:** 235
OPENING DAY AGE: 25
BORN: December 25, 1995, San Pedro de Macoris, DR
RESIDES: San Pedro de Macoris, DR
ML SERVICE: 79 days
HOW OBTAINED: Acquired from San Diego Padres for Freddy Galvis, 12/15/17

51

 @enyelde

Non-Roster Invitee

2020

- Spent the entire season at the alternate training site in Lehigh Valley, except a two-day stint (8/3-5) during which he did not appear in a game for the Phillies
- Was designated for assignment on 8/9 and was outrighted to Lehigh Valley on 8/14

2019

- Spent the majority of the season with Lehigh Valley (AAA)
- Was named International League Pitcher of the Week, 4/4-14
- Struck out a professional-high 10 batters on 4/6 vs Rochester in his season debut
- Appeared in five games (1 start) over four stints with the Phillies (4/24-5/5, 5/17-28, 6/23-24, 9/28-end of season)

2018

- Began the season with Lehigh Valley
- Was named to the World Team in the All-Star Futures Game and elected as the starter for the IL in the Triple-A All-Star Game
- Finished 2nd in the IL in ERA (2.63), T-2nd in WHIP (1.16) and 3rd in OPP AVG (.226)
- Selected as Phillies Minor League Co-Pitcher of the Month for April
- Posted a 1.40 ERA (8 ER, 51.1 IP) through May, allowing one ER or none in eight of nine starts
- Tossed his first professional shutout (7.0 IP) on 6/12 vs Buffalo
- Had his contract selected on 7/10 and made his ML debut that day in a start against NYM, earning his first ML win
- Had four stints with the Phillies: 7/10, 7/15-20, 8/7-8 and 9/11-end of season

- Tossed 7.1 scoreless innings in his first four ML relief appearances and posted a 2.16 ERA (2 ER, 8.1 IP) overall as a reliever

2017

- Spent the entire season with San Antonio (AA)
- Finished 3rd in the Texas League in SO (138), T-3rd in innings (150.0), 5th in WHIP (1.19) and 8th in ERA (3.78)
- Among qualifying starters in the TL, was 3rd in OPP AVG (.237), 4th in SO/9.0 IP (8.18) and 5th in fewest base runners/9.0 IP (11.22)
- Selected as TL Pitcher of the Week twice: 4/6-16 & 8/7-13
- Tossed 6.0 perfect innings with seven SO, 4/14 vs Northwest Arkansas
- Following the All-Star break, went 6-2 with a 2.75 ERA (22 ER, 72.0 IP) and 71 SO in 11 starts
- Posted a 1.29 ERA (4 ER, 28.0 IP) over four August starts
- Held LHH to a .239 AVG (53-222) and RHH to a .236 AVG (78-331)

2016

- Began the season with Fort Wayne (A)
- Named a Midwest League midseason All-Star
- Allowed two ER or fewer in seven straight starts, 4/27-5/29, and in nine of his 11 starts total
- Walked one or zero in eight of his 11 starts
- Held RHH to a .178 AVG (18-101)
- Promoted to Lake Elsinore (A) on 6/10 for the remainder of the season
- Had a 2.81 ERA (10 ER, 32.0 IP) in seven home starts and a 5.70 ERA (23 ER, 36.1 IP) in eight road starts
- Held opponents to a .194 AVG (12-62) with RISP

2015

- Began pro career with the Arizona League Mariners (R) and averaged 10.58 SO/9.0 IP (29 SO/24.2 IP)
- Promoted to Everett (A) on 7/21 for the remainder of the season

PERSONAL

Enyel De Los Santos... Has one son, Angel... Attended Liceo Gastón Fernández de Lino... **Hobby:** Listening to music...
Signed by: Eddy Toledo and Domingo Toribio

ENYEL DE LOS SANTOS' CAREER STATISTICS

YEAR	CLUB	W-L	ERA	G	GS	CG	SHO	SV	IP	H	R	ER	HR	HB	BB	SO	WP	BK	AVG
2015	AZL Mariners	3-0	2.55	5	5	0	0	0	24.2	24	8	7	1	1	5	29	1	1	.250
	Everett	3-0	4.06	8	8	0	0	0	37.2	37	19	17	2	6	13	42	5	0	.270
2016	Fort Wayne	3-2	2.91	11	7	0	0	0	52.2	38	20	17	2	3	14	45	6	0	.199
	Lake Elsinore	5-3	4.35	15	15	0	0	0	68.1	70	35	33	11	5	24	52	2	1	.267
2017	San Antonio	10-6	3.78	26	24	0	0	0	150.0	131	69	63	12	8	48	138	3	*3	.237
2018	Lehigh Valley	10-5	2.63	22	22	1	1	0	126.2	104	41	37	12	8	43	110	3	*6	.226
	PHILLIES	1-0	4.74	7	2	0	0	0	19.0	19	10	10	2	1	8	15	1	0	.271
2019	Lehigh Valley	5-7	4.40	19	19	0	0	0	94.0	81	52	46	16	4	35	83	4	2	.232
	PHILLIES	0-1	7.36	5	1	0	0	0	11.0	13	9	9	4	0	5	9	1	1	.317
2020	Did not pitch																		
Minors Totals		39-23	3.57	106	100	1	1	0	554.0	485	244	220	56	35	182	499	24	13	.237
ML Totals		1-1	5.70	12	3	0	0	0	30.0	32	19	19	6	1	13	24	2	1	.288

* League leader

DE LOS SANTOS' MAJOR LEAGUE HITTING TOTALS

	AVG	AB	R	H	2B	3B	HR	RBI	SH	SF	HP	BB	SO	SB	CS	E
2019	.000	1	0	0	0	0	0	0	0	0	0	0	1	0	0	0
Career	.000	4	0	0	0	0	0	0	2	0	0	0	3	0	0	0

DE LOS SANTOS' CAREER TRANSACTIONS

- Signed by Seattle Mariners as an amateur free agent, July 17, 2014
- Traded to San Diego Padres with Nelson Ward (inf) for Joaquin Benoit (rhp), November 12, 2015
- Traded to Philadelphia for Freddy Galvis (ss), December 15, 2017

DE LOS SANTOS' CAREER FIELDING

POSITION	PCT	G	PO	A	E	TC	DP
Pitcher	1.000	12	4	7	0	11	0

DE LOS SANTOS' GAME HIGHS

LOW-HIT CG: N/A... **SHUTOUTS:** N/A... **STRIKEOUTS:** 6 – 7/10/18 vs NYM... **WALKS:** 3 – 2 times, last: 6/23/19 vs MIA...
LONGEST OUTING: 6.1 inn. – 7/10/18 vs NYM... **WINNING STREAK:** N/A... **LOSING STREAK:** N/A... **SCORELESS STREAK:** 7.1 inn. – 8/8-9/22/18



KYLE DOHY

Left-Handed Pitcher

71

B-T: L-L
HT: 6-2; **WT:** 202
OPENING DAY AGE: 24
BORN: September 17, 1996, Arcadia, CA
RESIDES: Covina, CA
HOW OBTAINED: Selected by Phillies in 16th round of June 2017 draft

2020

- Attended ML spring training with the Phillies, but was not part of the club's player pool

2019

- Began the season with Reading (AA)
- On 4/25, was promoted to Lehigh Valley (AAA), where he remained for the rest of the season
- Named Phillies Minor League Pitcher of the Week, 7/29-8/4
- Averaged 13.97 SO/9.0 IP (105 SO, 67.2 IP) across both levels
- Recorded multiple strikeouts in 30 of his 47 relief appearances
- Was the only Phillies minor league pitcher with more than 100 SO in fewer than 70.0 IP
- Following the season, rated as having the best change-up in the Phillies minor league system by *Baseball America*

2018

- Named a South Atlantic League midseason All-Star
- Was one of two full-season pitchers in Minor League Baseball with more than 110 SO in fewer than 70.0 IP
- Began the season with Lakewood (A)

- Recorded at least one strikeout in all 24 of his relief appearances with Lakewood, averaging 16.84 SO/9.0 IP
- Finished his stint at Lakewood with a 14.0-inning scoreless streak in which he allowed just three hits
- Promoted to Clearwater (A) on 6/21 and then promoted to Reading on 7/14 for the remainder of the season
- Combined to post a 2.54 ERA (19 ER, 67.1 IP) and held opponents to a .151 AVG (34-225) with 10 XBH (5 2B & 5 HR)

2017

- Began professional career with Williamsport (A)
- Earned his first pro win, 7/16 vs Lowell
- Logged a 7.2-inning scoreless streak (5 G), 7/16-31, during which he surrendered just two hits
- Held RHH to a .162 AVG (6-37)
- Participated in Florida Instructional League

PERSONAL

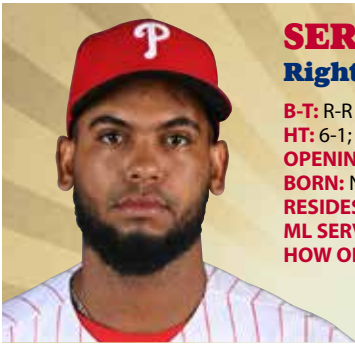
Kyle Kent Dohy... Attended California State Polytechnic University, Pomona, California State University Northridge and Citrus Community College (CA)... **Hobbies:** Going to the beach, playing guitar and spending time with family... **Signed by:** Demerius Pittman

KYLE DOHY'S CAREER STATISTICS

YEAR	CLUB	W-L	ERA	G	GS	CG	SHO	SV	IP	H	R	ER	HR	HB	BB	SO	WP	BK	AVG
2017	Williamsport	2-1	3.60	13	0	0	0	0	20.0	12	8	8	0	4	20	22	6	0	.182
2018	Lakewood	3-3	0.80	24	0	0	0	7	33.2	16	5	3	1	2	17	63	6	0	.144
	Clearwater	2-1	1.64	7	0	0	0	2	11.0	5	3	2	1	0	3	18	4	0	.135
	Reading	2-5	5.56	18	0	0	0	1	22.2	13	15	14	3	0	22	30	4	0	.169
2019	Reading	1-0	0.82	6	0	0	0	2	11.0	2	2	1	0	0	5	22	2	0	.059
	Lehigh Valley	6-5	6.19	41	0	0	0	1	56.2	57	48	39	4	4	54	83	17	2	.253
2020	Did not pitch																		
Minors Totals		16-15	3.89	109	0	0	0	13	155.0	105	81	67	9	10	121	238	39	2	.191

DOHY'S CAREER TRANSACTIONS

- Selected by Philadelphia in 16th round of June 2017 draft



SERANTHONY DOMÍNGUEZ

Right-Handed Pitcher

58

B-T: R-R

HT: 6-1; **WT:** 225

OPENING DAY AGE: 26

BORN: November 25, 1994, Esperanza, DR

RESIDES: Esperanza, DR

ML SERVICE: 2 years, 147 days

HOW OBTAINED: Signed by Phillies as an amateur free agent, 10/6/11

2020

- Missed the entire season with a right elbow injury
- Underwent UCL reconstruction surgery on 7/30 (Dr. James Andrews)

2019

- Made his first career Opening Day roster
- Held RHH to a .151/.274/.226 slash line in 63 plate appearances, striking out 20 of those 63 batters (31.7%)
- Had a 2.38 ERA (3 ER, 11.1 IP) over his final 12 games
- Was placed on the 10-day IL from 6/6 through the end of the season with a right elbow UCL injury

2018

- Among all NL relievers, finished 3rd in OPP OPS (.301), 4th in OPP AVG (.157) and 6th in WHIP (0.93)
- His 16 saves were tied for the most by any Phillies rookie reliever (Jack Meyer, 1955) since at least 1913, and his 74 strikeouts were T-4th
- Following the season, was named to *Baseball Digest's* Rookie All-Star team
- Began the season with Reading (AA) and was promoted to Lehigh Valley (AAA) on 4/27
- Recalled on 5/7 and made his ML debut that day vs SF, recording his first strikeout
- Did not allow a hit or walk in his first six ML appearances, becoming the only reliever in ML history (since 1908) to do so in more than four straight to begin a career
- Began his career with 15.2 scoreless IP, most by a Phillies pitcher since Marty Bystrom had 20.0 straight scoreless IP to begin his career in 1980
- Drew a walk in his first career PA as a hitter, drawing his first walk before issuing his first as a pitcher (49 batters faced with no walks)
- Became one of four Phillies since 1900 to have 13+ SO and no walks in his first 10 relief appearances with the club (others: Jose Contreras, Billy Wagner and Bill Campbell)
- Earned his first ML save, 5/19 at STL (2.0 IP)
- Had a 10.1-inning scoreless streak, 6/27-7/22
- His 0.65 WHIP was the lowest ever by any Phillie through the All-Star break (min. 30.0 IP)
- Posted a 1.85 ERA (8 ER, 39.0 IP) in his first 34 career appearances and converted 12 of 13 save opportunities
- 43 of his 53 appearances were scoreless

2017

- Spent most of the season with Clearwater (A)
- Was on the IL, 5/30-7/20 (right shoulder strain); included two rehab starts for Gulf Coast League Phillies (R)
- Averaged 10.91 SO/9.0 IP (82 SO, 67.2 IP) between the two levels
- Had a 2.02 ERA (8 ER, 35.2 IP) over his first seven games (6 GS) with Clearwater and a 5.74 ERA (17 ER, 26.2 IP) over his final eight games (7 GS)
- Following the season, pitched for Cibao in the Dominican Winter League

2016

- Began the season with Williamsport (A)
- Promoted to Lakewood (A) on 7/5
- Allowed one ER or zero in seven of his 10 starts
- Finished the season with an active 16.0-inning scoreless streak and active 23.0-inning streak without allowing an ER

2015

- His second consecutive season with the GCL Phillies
- Participated in Florida Instructional League

2014

- Spent the entire season with the GCL Phillies
- Did not allow an ER over his final 13.2 innings (7 G), lowering his ERA from 6.57 to 3.12

2013

- His second season with the Dominican Summer League Phillies (R)
- Led the DSL in CG (2) & SHO (2) and T-3rd in starts (14)
- Went 2-1, 1.54 ERA (4 ER, 23.1 IP) over four August starts
- Allowed two ER or fewer in 11 of his 16 starts
- Participated in FIL

2012

- Began his pro career with DSL Phillies

PERSONAL

Seranthony Ambioris Domínguez (pronounced serr-AN-thoh-nee)... Has a son, Saimon Domínguez Villanueva (10/7/20)...

Hobby: Playing PS4... **Signed by:** Koby Pérez

SERANTHONY DOMÍNGUEZ'S CAREER STATISTICS

YEAR	CLUB	W-L	ERA	G	GS	CG	SHO	SV	IP	H	R	ER	HR	HB	BB	SO	WP	BK	AVG
2012	DSL Phillies	4-4	3.48	15	11	0	0	0	67.1	63	32	26	5	7	26	40	7	0	.252
2013	DSL Phillies	4-6	2.96	14	14	*2	*2	0	76.0	60	34	25	1	6	30	58	15	1	.217
2014	GCL Phillies	2-2	3.12	14	0	0	0	0	26.0	26	11	9	1	2	14	24	10	0	.260
2015	GCL Phillies	1-1	2.35	2	1	0	0	0	7.2	6	2	2	1	0	7	9	1	0	.207
2016	Williamsport	1-1	2.12	3	3	0	0	0	17.0	8	6	4	0	2	4	15	6	1	.136
	Lakewood	5-2	2.42	10	10	0	0	0	48.1	34	14	13	2	3	20	50	9	2	.202
2017	Clearwater	4-4	3.61	15	13	0	0	0	62.1	51	28	25	6	2	30	75	3	0	.230
	GCL Phillies	0-0	5.06	2	2	0	0	0	5.1	5	3	3	0	0	4	7	2	0	.250
2018	Reading	1-2	2.08	8	0	0	0	0	13.0	8	6	3	0	2	2	18	1	0	.178
	Lehigh Valley	1-0	0.00	3	0	0	0	0	3.2	0	0	0	0	0	1	3	0	0	.000
	PHILLIES	2-5	2.95	53	0	0	0	16	58.0	32	19	19	4	4	22	74	10	0	.157
2019	PHILLIES	3-0	4.01	27	0	0	0	0	24.2	24	13	11	3	1	12	29	1	0	.250
2020	PHILLIES	Injured – Did not pitch																	
Minors Totals		23-22	3.03	86	54	2	2	0	326.2	261	136	110	16	24	138	299	54	4	.221
ML Totals		5-5	3.27	80	0	0	0	16	82.2	56	32	30	7	5	34	103	11	0	.187

* League leader

DOMÍNGUEZ'S MAJOR LEAGUE HITTING TOTALS

	AVG	AB	R	H	2B	3B	HR	RBI	SH	SF	HP	BB	SO	SB	CS	E
2019	.000	1	0	0	0	0	0	0	0	0	0	0	1	0	0	0
Career	.000	2	0	0	0	0	0	0	0	0	0	1	2	0	0	1

DOMÍNGUEZ'S CAREER TRANSACTIONS

- Signed by Philadelphia as an amateur free agent, October 6, 2011
- On injured list with a right elbow UCL injury, June 6, 2019 through the remainder of the season
- On injured list with a right elbow UCL injury, June 28, 2020 through the remainder of the season

DOMÍNGUEZ'S CAREER FIELDING

POSITION	PCT	G	PO	A	E	TC	DP
Pitcher	.950	80	7	12	1	20	0

DOMÍNGUEZ'S GAME HIGHS

STRIKEOUTS: 4 – 6/10/18 vs MIL... **WALKS:** 3 – 2 times, last: 9/11/18 vs WSH... **LONGEST OUTING:** 2.0 inn. – 7 times, last: 5/20/19 at CHI... **WINNING STREAK:** 4 games – 8/29/18-current... **LOSING STREAK:** 5 games – 6/19-8/25/18... **SCORELESS STREAK:** 15.2 inn. – 5/7-6/6/18





RODOLFO DURÁN

Catcher

87

B-T: R-R

HT: 5-9; **WT:** 210

OPENING DAY AGE: 23

BORN: February 19, 1998, Santo Domingo, DR

RESIDES: Santo Domingo, DR

HOW OBTAINED: Signed by Phillies as an amateur free agent, 11/5/14

Non-Roster Invitee

2020

- Participated in Florida Instructional League
- Played for Oriente in the Dominican Winter League

2019

- Played for Clearwater (A)
- Was on the IL from 7/26-end of season with a left knee sprain
- Did not commit an error in 64 games at catcher (609 total chances)
- Caught 26 runners in 64 SB attempts (40.6%)

2018

- Spent the entire season with Lakewood (A)
- Led all qualifying catchers in the South Atlantic League with a .995 fielding percentage and was T-1st in caught stealing percentage (41.9%, 39-93)
- Also led SAL catchers in total chances (827), putouts (723), assists (100) and tied for the most games (81)
- Ranked T-6th in the SAL in HR (18)
- Named Phillies Minor League Hitter of the Month for June
- Selected as Phillies Minor League Player of the Week, 6/25-7/1
- Was twice named SAL Player of the Week: 6/25-7/1 and 8/6-12

- Homered in three consecutive games, 6/27-29
- Hit .300 (64-213) with 14 doubles and 17 HR against RHP

2017

- Spent the entire season with Williamsport (A)
- Slashed .304/.361/.429 in 17 July games
- Caught 48.0% (24-50) of runners attempting to steal, which ranked 2nd among qualifying catchers in the New York-Penn League
- Participated in FIL

2016

- Began the season with Williamsport
- Transferred to Gulf Coast League Phillies (R), 6/24
- Batted .341 (14-41) in his first 19 games
- Participated in FIL

2015

- Began his professional career with GCL Phillies
- Participated in FIL

PERSONAL

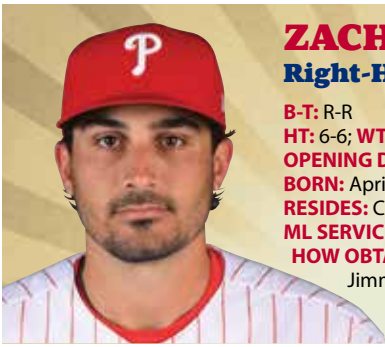
Rodolfo José Durán... **Signed by:** Carlos Salas

RODOLFO DURÁN'S CAREER STATISTICS

YEAR	CLUB	AVG	G	AB	R	H	2B	3B	HR	RBI	SH	SF	HP	BB	SO	SB	CS	OBP	SLG	OPS	E
2015	GCL Phillies	.185	36	81	11	15	3	1	0	10	0	1	1	3	17	1	2	.221	.247	.468	4
2016	Williamsport	.222	2	9	1	2	0	0	0	0	0	0	0	0	1	0	0	.222	.222	.444	0
	GCL Phillies	.315	32	73	14	23	2	1	3	14	0	1	0	4	14	1	1	.346	.493	.839	1
2017	Williamsport	.252	48	159	14	40	9	3	0	6	0	1	3	8	36	0	1	.298	.346	.644	9
2018	Lakewood	.260	88	311	44	81	17	1	18	46	1	3	1	20	75	1	1	.304	.495	.800	4
2019	Clearwater	.240	66	233	25	56	10	1	6	23	0	1	1	10	53	0	0	.273	.369	.643	0
2020	Did not play																				
Minors Totals		.251	272	866	109	217	41	7	27	99	1	7	6	45	196	3	5	.290	.408	.698	18

DURÁN'S CAREER TRANSACTIONS

- Signed by Philadelphia as an amateur free agent, November 5, 2014



ZACH EFLIN

Right-Handed Pitcher

56

B-T: R-R

HT: 6-6; **WT:** 220

OPENING DAY AGE: 26

BORN: April 8, 1994, Orlando, FL

RESIDES: Chuluota, FL

ML SERVICE: 4 years, 18 days

HOW OBTAINED: Acquired from Los Angeles Dodgers with Tom Windle for Jimmy Rollins, 12/19/14

[@zeflin12](#)
[@zeflin](#)

2020

- Among NL starters, was T-2nd in SHO (1), T-4th in CG (1), T-5th in winning % (.667) & T-7th in SO/BB (5.00)
- Posted career bests in ERA (3.97), SO/9.0 IP (10.68), SO rate (28.6%) and WHIP (1.27) and had his 2nd-highest career bWAR (1.6), trailing only his 2.0 in 2018 in nearly 70.0 fewer IP
- His 11.18 SO/9.0 IP (70 SO/56.1 IP) as a starter ranked 9th among NL starters with at least 50.0 IP, and his 29.7% strikeout rate (70 SO/236 BF) was 10th among NL starters with at least 235 batters faced
- Per Statcast, his increase in strikeout rate of 10.3% from 2019 (18.3% to 28.6%) was the 3rd-highest during the season among pitchers with 30.0 IP and 10th among all pitchers
- Set a new career high with 10 strikeouts on 8/12 vs BAL
- Had a franchise-record streak of 23.0 consecutive innings without allowing an earned run in an Interleague game come to an end on 8/12 vs BAL
- RHH slashed just .167/.180/.267 against him in his first five starts
- Walked only one batter over 20.1 IP from the fourth inning on 8/23 at ATL through his start on 9/8 at BOS (gm 1)
- Made three straight starts in doubleheaders, 9/8-18, becoming the first Phillie to do so since Ed Farmer, 6/21-7/2/83
- Had a 12.0-inning scoreless streak, 9/13-23, tying his career best
- Threw his fifth career CG and third career SHO on 9/18 vs TOR (gm 1), striking out nine and allowing four hits in 7.0 IP
- Was one of only 11 pitchers to throw a shutout during the season
- In his six home starts, posted a 3.09 ERA (12 ER, 35.0 IP), 1.11 WHIP (5 BB, 34 H), struck out 43 (11.06 SO/9.0 IP) and threw a shutout
- Made one relief appearance, tossing 2.2 scoreless innings on 9/27 at TB

2019

- Was T-3rd among ML starters in CG (2), 4th in first-pitch strike % (68.6) and fewest pitches per batter faced (3.65) and T-4th in SHO (1)
- Set career bests in starts (28), innings (163.1) and strikeouts (129)
- Made his first career Opening Day roster
- His complete game on 4/28 vs MIA was the third of his career and first 9.0-inning complete game by a Phillie since 9/17/16 vs MIA (Jeremy Hellickson)
- Had a career-long 12.0-inning scoreless streak, 5/5-11

- Tossed his second career shutout on 5/11 at KC, also the first by a Phillie since Hellickson on 9/17/16 vs MIA
- Became the first Phillie age 25 or younger to reach four career complete games since Cole Hamels in 2006 (6 CG)
- Became the first Phillie with four complete games before 55 career starts since 1995 (Tyler Green) and first major leaguer since 2016 (Masahiro Tanaka)
- Joined Roy Halladay (2010 and 2011) as the only two Phillies since 2000 with two complete games that early in a season (within team's first 38 games)
- Had a streak of 46 consecutive starts with three or fewer walks come to an end on 5/26 vs MIL; it was the 8th-longest such streak in Phillies history since at least 1908
- Posted a 2.64 ERA (9 ER, 30.2 IP) in five May starts
- Was on the 10-day IL, 5/28-6/6, with mid-back tightness
- On 6/12 vs ARI, became the first Phillie since 4/16/05 (Jon Lieber) to finish a start of 8.0 or more IP on 82 or fewer pitches and first in MLB to do so with as many strikeouts (9) since 8/25/04 (Randy Johnson, 11)
- Made four appearances out of the bullpen from 7/31-8/10
- Had a 2.83 ERA (13 ER, 41.1 IP) in his final seven starts
- Made 17 starts against the NL East, tied for the most among any pitcher during the season

2018

- Began the season with Lehigh Valley (AAA), posting a 1.69 ERA in three starts before being recalled on 4/30
- Took a perfect game through 5.0 innings in his season debut, 5/1 at MIA
- Clubbed his first ML home run on 5/25 vs TOR (Sam Gaviglio)
- Went 5-0 with a 1.76 ERA (6 ER, 30.2 IP), 6 BB, 0 HR, 28 SO and held opponents to a .218 AVG in five June starts
- Was T-1st in the majors in wins and HR/9.0 IP in June, and in the NL ranked 3rd in ERA, 4th in SO/BB (4.97) and 8th in WHIP (0.98)
- Was the first Phillie to win five games in a month since May 2012 (Hamels) and the first to have at least 30.0 IP & no HR allowed in a month since April 2012 (Halladay)
- Had a 32.2-inning streak without allowing a home run in parts of seven starts, 5/30-7/3
- Was on the 10-day IL, 7/15 (retro to 7/12) to 7/22 with a right middle finger blister
- Won six straight starts, 6/5-7/3, joining Cliff Lee and Roy Halladay as the only Phillies to accomplish that since 2000; posted a 1.91 ERA (8 ER, 37.2 IP) in those starts
- Pitched 8.0 innings on 85 pitches, 8/4 vs MIA, becoming the first Phillie since 2005 to finish a start with at least 8.0 innings on 85 or fewer pitches

- Optioned to Lehigh Valley on 8/11 and recalled on 8/22, however did not miss a start because he served as 26th man for the doubleheader on 8/16
- Allowed only 19 ER in 56.2 IP (3.02 ERA) from the fourth inning on in his starts, but surrendered 43 ER in 71.1 IP (5.43 ERA) in innings 1-3

2017

- Began the season on the 10-day IL recovering from offseason surgery on both knees; activated and optioned to Lehigh Valley on 4/11 following a rehab assignment with Clearwater (A), 4/6-10
- Recalled on 4/18 after making one start for Lehigh Valley
- Had a career-best 29.0-inning streak without issuing a walk, 4/18-5/10; longest by a Phillie since 2013-14 (Cliff Lee, 31.0 IP)
- Had three straight starts with at least 7.0 IP and no walks, 4/18-5/4
- Optioned to Lehigh Valley on 5/28
- Was on the 7-day IL, 6/3-7/8 (right elbow strain); included a minor league rehab assignment with Gulf Coast League Phillies (R)
- Allowed two ER or fewer in five of his seven starts with Lehigh Valley
- Recalled on 8/8 and made three starts before being placed on the 10-day IL on 8/22 (retro to 8/19) with a right shoulder strain, causing him to miss the remainder of the season
- Posted a 2.81 ERA (10 ER, 32.0 IP) in his first five starts of the season and a 9.46 ERA (34 ER, 32.1 IP) in his final six

2016

- Began the season with Lehigh Valley
- Named International League Pitcher of the Week, 4/11-17 (2-0, 0.64 ERA, 14.0 IP, 7 H, R, ER, 2 BB, 8 SO)
- Had his contract selected and made his ML debut, 6/14 at TOR
- Became the first Phillies starting pitcher to make his ML debut outside of the United States since RHP David Coggin, 6/23/00 at Olympic Stadium (MTL); he was the first Phillies starting pitcher to ever make his debut in TOR
- At just 22 years and 67 days old, he was the 4th-youngest starting pitcher to debut for the Phillies since 2000, trailing only Gavin Floyd (21 years, 220 days), Brett Myers (21 years, 341 days) and Aaron Nola (22 years, 47 days)
- On 7/5 vs ATL, became the first Phillies pitcher to toss a CG for his first career win since 6/14/98 (Carlton Loewer)
- At 22 years, 105 days, was the youngest Phillies pitcher to toss two CG in a single season since 1975, when both Tom Underwood (21 years, 142 days) and Larry Christenson (21 years, 251 days) did so
- Was placed on the 15-day IL on 8/9 (patellar tendinopathy) and missed the remainder of the season
- Underwent surgery on his right knee on 8/19, and his left knee on 9/30 (Dr. Steve Cohen)

2015

- Named the No. 4 prospect in the Phillies minor league system by *Baseball America* prior to the season
- Spent the entire season with Reading (AA)

- Ranked T-9th in the Eastern League in WHIP (1.21)
- Selected as an EL midseason All-Star
- Named EL and Phillies Minor League Pitcher of the Week, 4/9-19
- Began the season by throwing 15.2 consecutive scoreless innings over three starts
- Pitched for Team USA in the Pan Am Games, 7/10-19 in Toronto, Canada; Team USA won the silver medal
- Went 2-0, 1.38 ERA (2 ER, 13.0 IP) in two starts in the EL playoffs

2014

- Spent the entire season with Lake Elsinore (A)
- Allowed two ER or fewer in 17 of his 24 starts (71%)
- Posted a 3.37 ERA (46 ER, 123.0 IP) in 23 of his 24 starts; allowed eight ER in 5.0 innings, 4/9 at High Desert

2013

- Spent the season with Fort Wayne (A)
- Led the Midwest League in ERA (2.73)
- Allowed two ER or fewer in each of his final 19 starts (2.18 ERA, 26 ER, 107.1 IP)

2012

- Began his pro career with the Arizona League Padres (R)

PERSONAL

Zachary Adams Eflin (pronounced EFF-lin)... Married Lauren Dennen (12/12/20)... 2012 graduate of Hagerty High School (FL)... Participated in the Florida Atlantic Coaches Association (FACA) All-Star Classic... **Hobbies:** Fishing, golf and playing guitar... **Signed by:** Willie Bosque



ZACH EFLIN'S CAREER STATISTICS

YEAR	CLUB	W-L	ERA	G	GS	CG	SHO	SV	IP	H	R	ER	HR	HB	BB	SO	WP	BK	AVG
2012	AZL Padres	0-1	7.71	4	3	0	0	0	7.0	9	6	6	0	0	3	4	0	0	.300
2013	Fort Wayne	7-6	*2.73	22	22	0	0	0	118.2	110	53	36	7	4	31	86	7	0	.239
2014	Lake Elsinore	10-7	3.80	24	24	0	0	0	128.0	138	56	54	9	4	31	93	3	0	.281
2015	Reading	8-6	3.69	23	23	0	0	0	131.2	136	63	54	12	4	23	68	3	0	.268
2016	Lehigh Valley	5-2	2.90	11	11	0	0	0	68.1	49	24	22	2	3	11	55	4	0	.199
	PHILLIES	3-5	5.54	11	11	2	1	0	63.1	67	42	39	12	1	17	31	1	0	.269
2017	Clearwater+	1-0	0.00	1	1	0	0	0	5.0	1	0	0	0	0	0	6	0	0	.059
	Lehigh Valley	1-4	4.57	8	7	0	0	0	43.1	48	22	22	3	4	15	38	3	0	.289
	PHILLIES	1-5	6.16	11	11	0	0	0	64.1	79	45	44	16	5	12	35	2	0	.309
	GCL Phillies	0-0	1.29	2	2	0	0	0	7.0	5	1	1	0	1	0	6	0	0	.200
2018	Lehigh Valley	2-2	4.05	4	4	0	0	0	20.0	20	10	9	0	2	5	15	2	0	.256
	PHILLIES	11-8	4.36	24	24	0	0	0	128.0	130	69	62	16	3	37	123	4	0	.261
2019	PHILLIES	10-13	4.13	32	28	#2	1	0	163.1	172	88	75	28	6	48	129	1	0	.268
2020	PHILLIES	4-2	3.97	11	10	1	1	0	59.0	60	28	26	8	1	15	70	1	0	.263
Minors Totals		34-28	3.47	99	97	0	0	0	529.0	516	235	204	33	22	119	371	22	0	.255
ML	Totals	29-33	4.63	89	84	5	3	0	478.0	508	272	246	80	16	129	388	9	0	.271

* League leader

Tied for league lead

+ Rehab assignment

EFLIN'S MAJOR LEAGUE HITTING TOTALS

	AVG	AB	R	H	2B	3B	HR	RBI	SH	SF	HP	BB	SO	SB	CS	E
2019	.160	50	3	8	1	0	0	2	2	0	0	0	27	0	0	1
Career	.152	138	9	21	3	0	1	5	9	0	0	0	79	0	0	6

EFLIN'S CAREER TRANSACTIONS

- Selected by San Diego Padres between 1st and 2nd rounds (33rd overall) of June 2012 draft
- Traded to Los Angeles Dodgers with Yasmani Grandal (c) and Joe Wieland (rhp) for Matt Kemp (of), Tim Federowicz (c) and cash considerations, December 18, 2014
- Traded to Philadelphia with Tom Windle (lhp) for Jimmy Rollins (ss), December 19, 2014
- On injured list with patellar tendinopathy, August 9, 2016 through the end of the season
- On injured list recovering from surgery on both knees, March 30-April 10, 2017; included rehab assignment to Clearwater, April 6-10
- On injured list with a right shoulder strain, August 19, 2017 through the end of the season
- On injured list with a right middle finger blister, July 12-22, 2018
- On injured list with mid-back tightness, May 28-June 6, 2019

EFLIN'S CAREER FIELDING

POSITION	PCT	G	PO	A	E	TC	DP
Pitcher	.942	89	27	70	6	103	4

EFLIN'S GAME HIGHS

LOW-HIT CG: 3 – 7/22/16 at PIT... **SHUTOUTS:** 3 – last: 9/18/20 vs TOR (gm 1)... **STRIKEOUTS:** 10 – 8/12/20 vs BAL... **WALKS:** 4 – 5 times, last: 9/23/19 at WSH... **LONGEST OUTING:** 9.0 inn. – 4 times, last: 5/11/19 at KC... **WINNING STREAK:** 6 games – 6/5-7/3/18... **LOSING STREAK:** 5 games – 7/27/16-5/28/17... **SCORELESS STREAK:** 12.0 inn. – 2 times, last: 9/13-23/20



BAILEY FALTER

Left-Handed Pitcher

70

B-T: R-L

HT: 6-3; **WT:** 205

OPENING DAY AGE: 23

BORN: April 24, 1997, Chino Hills, CA

RESIDES: Chino Hills, CA

HOW OBTAINED: Selected by Phillies in 5th round of June 2015 draft

@baileyfalter

2020

- Did not pitch
- Participated in Florida Instructional League

2019

- Spent the season with Reading (AA)
- Posted a 2.54 ERA (11 ER, 39.0 IP) in seven starts from 4/16-5/29
- Averaged 1.75 BB/9.0 IP (15 BB, 77.1 IP)
- Was on the IL from 7/11-end of season (left elbow inflammation)

2018

- Named a Florida State League midseason All-Star
- Twice chosen as FSL Pitcher of the Week (4/23-29 & 5/7-13)
- Selected as Phillies Minor League Pitcher of the Week three times (4/23-29, 5/7-13 & 8/13-19)
- Ranked T-10th in the FSL in wins (8)
- Began the season with Clearwater (A)
- Struck out a career-high 11 batters on 5/12 vs Daytona
- Was on the IL from 7/8-8/6 with left shoulder inflammation; included rehab assignments at Gulf Coast League Phillies East (R) and GCL Phillies West
- Went 3-0 with a 1.20 ERA (4 ER, 30.0 IP) and surrendered just three walks over his last five starts
- Walked one or none in 14 of his 17 starts with Clearwater
- Following the season, pitched for Mayaguez in the Puerto Rican Winter League

2017

- Spent the entire season with Lakewood (A)
- Finished 7th in the South Atlantic League in ERA (2.99)
- Named Phillies Minor League Pitcher of the Week, 7/24-30
- Struck out nine over 7.0 scoreless IP on 7/29 vs Hickory
- Held opponents to a .116 AVG (5-43) with RISP and two outs
- Went 5-2 with a 1.69 ERA (11 ER, 58.2 IP) and 63 SO in 10 home starts
- Posted a 1.78 ERA (7 ER, 35.1 IP) in his last six starts
- Did not surrender more than one walk in 13 of his 21 starts

2016

- Spent the entire season with Williamsport (A)
- Struck out 31 batters in 22.0 IP over four starts, 7/1-21
- Named New York-Penn League Pitcher of the Week, 7/18-24
- Surrendered only one home run in his final 43.2 IP
- Participated in FIL

2015

- Began pro career with Gulf Coast League Phillies
- Did not allow an earned run in four of his seven starts
- Averaged 0.94 BB/9.0 IP (3 BB, 28.2 IP)
- Participated in FIL

PERSONAL

Bailey Falter... 2015 graduate of Chino Hills High School (CA)... **Hobbies:** Boating, working on cars and watching UFC... **Signed by:** Demerius Pittman

BAILEY FALTER'S CAREER STATISTICS

YEAR	CLUB	W-L	ERA	G	GS	CG	SHO	SV	IP	H	R	ER	HR	HB	BB	SO	WP	BK	AVG
2015	GCL Phillies	1-2	3.45	8	7	0	0	0	28.2	28	12	11	2	1	3	25	1	0	.259
2016	Williamsport	1-6	3.17	13	13	0	0	0	59.2	61	31	21	3	3	17	59	5	0	.257
2017	Lakewood	8-7	2.99	21	21	0	0	0	114.1	117	41	38	7	5	23	105	13	0	.270
2018	Clearwater	8-4	2.69	17	17	0	0	0	93.2	87	35	28	6	3	15	83	3	0	.247
	GCL Phillies-E	0-0	0.00	1	1	0	0	0	3.2	2	0	0	0	0	0	6	0	0	.154
	GCL Phillies-W	0-1	6.23	1	1	0	0	0	4.1	7	4	3	1	0	0	7	1	0	.333
2019	Reading	6-5	3.84	14	14	0	0	0	77.1	82	37	33	9	0	15	62	3	0	.272
2020	Did not pitch																		
Minors Totals		24-25	3.16	75	74	0	0	0	381.2	384	160	134	28	12	73	347	26	0	.262

FALTER'S CAREER TRANSACTIONS

- Selected by Philadelphia in 5th round of June 2015 draft



NEFTALÍ FELIZ

Right-Handed Pitcher

96

@Neffeliz

B-T: R-R

HT: 6-3; **WT:** 235

OPENING DAY AGE: 32

BORN: May 2, 1988, Azua, DR

RESIDES: Azua, DR

ML SERVICE: 7 years, 129 days

HOW OBTAINED: Signed by Phillies as a minor league free agent, 1/4/21

Non-Roster Invitee

2020

- Pitched for Cibaenas in the Dominican Winter League, posting a 3.07 ERA (5 ER, 14.2 IP) with eight saves and 22 strikeouts in 15 relief appearances

2019

- Pitched for Escogido in the DWL

2018

- Spent the season with Reno (AAA) in ARI's organization
- Made 25 relief appearances (6.82 ERA) and started 12 games (3.75 ERA)

2017

- Opened the year with MIL
- Went 8-for-9 in save opportunities from 4/5-5/4
- Designated for assignment on 6/14
- Signed by KC on 6/23
- Placed on the 10-day IL, 8/16-30, with a right ulnar nerve palsy before being released on 9/4

2016

- Pitched for PIT
- Appeared in both games of a doubleheader, 6/7 vs NYM
- Made 10 consecutive appearances without allowing a run, 6/16-7/6 (9.0 IP)
- Appeared in his 300th ML game, 8/15 at SF
- Had a 2.92 ERA over his first 60 appearances before allowing four ER in 1.1 IP over his final two games
- Averaged 10.23 SO/9.0 IP (61 SO, 53.2 IP)
- Made his final appearance on 9/3 vs MIL before leaving the game with right arm discomfort; did not pitch again that year

2015

- Opened the season with TEX before being designated for assignment on 7/4
- On injured list with a right armpit axillary abscess, 5/20-7/1
- Signed by DET on 7/11
- Posted a 3.91 FIP compared to a 7.62 ERA in 30 appearances for DET
- Combined to post 10 saves in 48 relief appearances between TEX and DET

2014

- Began the season with Round Rock (AAA)
- Recalled by TEX on 7/4
- Posted a 0.91 ERA (3 ER, 29.2 IP) in 28 of his 30 appearances; allowed four ER in 2.0 IP in his other two games

FELIZ PHAST PHACTS

- 2010 AL Rookie of the Year
- 2010 AL All-Star

- Held the 64 LHH he faced to a .127/.222/.291 slash line
- Went 6-for-6 in saves in September as he made nine scoreless appearances during the month (9.0 IP)

2013

- Was on the 60-day IL from 3/24-8/31 while recovering from Tommy John surgery
- Made rehab appearances with Arizona League Rangers (R), 8/2-7, and Round Rock, 8/8-30
- Reinstated on 9/1 and made six scoreless appearances in relief in September
- Following the season, pitched for Este in the DWL

2012

- Converted to a starter before the season
- Allowed only three hits in an 8.0-inning CG loss, 4/21 at DET
- Was placed on the 15-day IL on 5/19 with right elbow inflammation
- Made three rehab appearances before being shut down
- Underwent Tommy John surgery on 8/1

2011

- Among all AL relievers, ranked 4th in games finished (59) and T-5th in saves (32)
- Was on the 15-day IL with right shoulder inflammation, 4/21-5/5; included a rehab assignment to Frisco (AA), 5/4-5
- Picked off back-to-back pinch-runners in the ninth inning on 5/18 at KC
- Posted a 0.89 ERA (2 ER, 20.1 IP) over his final 21 appearances

2010

- Named AL Rookie of the Year
- Selected to the AL All-Star team, but did not pitch
- TEX went 61-9 in the 70 games in which he appeared
- Ranked 3rd in the AL in saves (40), which at the time were the most ever by a ML rookie
- Each of his final 16 appearances were scoreless and he held the 57 batters he faced in that stretch to a .113/.175/.132 slash line
- Made seven postseason appearances and posted a 1.23 ERA (1 ER, 7.1 IP)
- Earned the save in Game 3 of the World Series, 10/30 vs SF

2009

- Began the season with Oklahoma City (AAA)
- Pitched for the World Team in the All-Star Futures Game at Busch Stadium, 7/13
- Had his contract selected by TEX on 8/2
- Made his ML debut on 8/3 at OAK and struck out the first four batters he faced
- Collected his first ML save on 8/15 vs BOS
- Earned his first ML win on 9/8 at CLE
- Overall, made 20 relief appearances for TEX and held opponents to a .124 AVG

2008

- Split the season between Clinton (A) and Frisco, where he went a combined 10-6 with a 2.69 ERA (38 ER, 127.1 IP) and 153 strikeouts in 27 starts
- Named a *Baseball America* Second-Team All-Star and a Low-A All-Star
- Selected as TEX's Minor League Pitcher of the Month for May (3-0, 0.29 ERA)
- Named the Midwest League Pitcher of the Week, 6/9-16
- Promoted to Frisco on 7/5
- Tossed 5.0 innings in a rain-shortened, combined no-hitter, 8/19 at San Antonio
- Named Texas League Pitcher of the Week, 8/18-25
- Went 2-1, 3.38 ERA over three starts in the Texas League playoffs

2007

- Was ranked the No. 4 prospect in the Appalachian League by *Baseball America*
- Began the season with Danville (R) before being traded to TEX on 7/31 and assigned to Spokane (A)

2006

- Spent his second pro season with Gulf Coast League Braves (R)
- Posted a 1.80 ERA in five starts and a 6.43 ERA in six relief appearances

2005

- Made his professional debut with Dominican Summer League Braves (R)

PERSONAL

Neftalí Feliz (pronounced nef-tah-LEE feh-LEEZ)... Married Nathalia Decena (11/5/13); has four children: Anelina (9/28/06), Neraly (9/14/10), Neftalí Jr. (11/1/15) and Nashly (7/15/17)... Attended Sofia Benitez High School (DR)...

Hobbies: Playing dominoes and spending time with family...

Signed by: Julian Pérez and Roberto Aquino

NEFTALÍ FELIZ'S CAREER STATISTICS

YEAR	CLUB	W-L	ERA	G	GS	CG	SHO	SV	IP	H	R	ER	HR	HB	BB	SO	WP	BK	AVG
2005	DSL Braves	0-0	3.60	10	0	0	0	0	10.0	7	4	4	0	2	11	8	0	0	---
2006	GCL Braves	0-2	4.03	11	5	0	0	2	29.0	20	13	13	0	0	14	42	4	1	.192
2007	Danville	2-0	1.98	8	7	0	0	0	27.1	18	8	6	0	0	12	28	0	0	.191
	Spokane	0-2	3.60	8	1	0	0	0	15.0	13	8	6	2	1	12	27	2	0	.228
2008	Clinton	6-3	2.52	17	17	0	0	0	82.0	55	25	23	2	6	28	106	5	1	.193
	Frisco	4-3	2.98	10	10	0	0	0	45.1	34	16	15	1	2	23	47	2	0	.217
2009	Oklahoma City	4-6	3.49	25	13	0	0	0	77.1	69	36	30	2	3	30	75	4	1	.240
	TEXAS	1-0	1.74	20	0	0	0	2	31.0	13	6	6	2	3	8	39	0	0	.124
2010	TEXAS	4-3	2.73	70	0	0	0	40	69.1	43	21	21	5	5	18	71	5	0	.176
2011	TEXAS	2-3	2.74	64	0	0	0	32	62.1	42	22	19	4	0	30	54	2	1	.194
	Frisco+	0-0	0.00	1	1	0	0	0	1.0	1	0	0	0	0	0	3	0	0	.250
2012	TEXAS	3-1	3.16	8	7	1	0	0	42.2	28	15	15	5	2	23	37	0	0	.187
	Frisco+	0-1	0.00	1	1	0	0	0	2.0	1	1	0	0	0	2	4	0	0	.143
	Round Rock+	0-1	1.93	2	2	0	0	0	4.2	4	4	1	0	1	3	4	2	1	.211
2013	AZL Rangers+	0-0	0.00	2	1	0	0	0	2.0	1	0	0	0	0	2	4	0	0	.167
	Round Rock+	0-0	0.00	6	0	0	0	0	8.2	4	0	0	0	0	2	9	0	0	.133
	TEXAS	0-0	0.00	6	0	0	0	0	4.2	5	0	0	0	1	2	4	0	0	.278
2014	Round Rock	1-1	3.14	24	0	0	0	7	28.2	19	10	10	6	1	8	31	1	0	.188
	TEXAS	2-1	1.99	30	0	0	0	13	31.2	20	7	7	5	0	11	21	1	0	.183
2015	TEXAS	1-2	4.58	18	0	0	0	6	19.2	24	10	10	2	0	9	16	2	0	.293
	Round Rock+	0-1	7.36	10	0	0	0	0	11.0	15	11	9	1	1	4	11	1	0	.319
	DETROIT	2-2	7.62	30	0	0	0	4	28.1	33	24	24	3	1	9	23	2	0	.303
2016	PITTSBURGH	4-2	3.52	62	0	0	0	2	53.2	40	21	21	10	1	21	61	3	0	.207
2017	MILWAUKEE	1-5	6.00	29	0	0	0	8	27.0	23	22	18	8	0	15	21	0	0	.232
	KANSAS CITY	1-0	4.74	20	0	0	0	0	19.0	17	11	10	1	1	8	16	1	0	.236
2018	Reno	6-5	4.81	37	12	0	0	2	91.2	85	52	49	9	6	54	75	0	0	.248
2019	Did not pitch																		
2020	Did not pitch																		
Minors Totals		23-25	3.43	162	70	0	0	11	425.2	339	184	162	23	21	194	466	21	4	.220
AL Totals		16-12	3.27	266	7	1	0	97	308.2	225	116	112	27	13	118	281	13	1	.203
NL Totals		5-7	4.35	91	0	0	0	10	80.2	63	43	39	18	1	36	82	3	0	.216
ML Totals		21-19	3.49	357	7	1	0	107	389.1	288	159	151	45	14	154	363	16	1	.206

+ Rehab assignment

FELIZ'S ALL-STAR GAME STATISTICS

YEAR	CLUB, SITE	W-L	ERA	G	GS	CG	SH	SV	IP	H	R	ER	HR	HB	BB	SO	WP	BK	AVG	
2010	AL, LAA																			Did not pitch

FELIZ'S DIVISION SERIES STATISTICS

YEAR	CLUB, OPP	W-L	ERA	G	GS	CG	SH	SV	IP	H	R	ER	HR	HB	BB	SO	WP	BK	AVG
2010	TEX, TB	0-0	6.75	2	0	0	0	0	1.1	2	1	1	1	0	3	2	0	0	.333
2011	TEX, TB	0-0	2.70	3	0	0	0	3	3.1	2	1	1	0	0	2	2	1	0	.182
DS	Totals	0-0	3.86	5	0	0	0	3	4.2	4	2	2	1	0	5	4	1	0	.235

FELIZ'S LEAGUE CHAMPIONSHIP SERIES STATISTICS

YEAR	CLUB, OPP	W-L	ERA	G	GS	CG	SH	SV	IP	H	R	ER	HR	HB	BB	SO	WP	BK	AVG
2010	TEX, NYY	0-0	0.00	3	0	0	0	0	3.0	0	0	0	0	0	2	5	0	0	.000
2011	TEX, DET	0-0	0.00	4	0	0	0	1	4.1	1	0	0	0	0	2	3	0	0	.077
LCS	Totals	0-0	0.00	7	0	0	0	1	7.1	1	0	0	0	0	4	8	0	0	.045

FELIZ'S WORLD SERIES STATISTICS

YEAR	CLUB, OPP	W-L	ERA	G	GS	CG	SH	SV	IP	H	R	ER	HR	HB	BB	SO	WP	BK	AVG
2010	TEX, SF	0-0	0.00	2	0	0	0	1	3.0	1	0	0	0	0	4	0	0	0	.100
2011	TEX, STL	0-0	4.91	4	0	0	0	2	3.2	2	2	2	0	1	4	7	0	0	.167
WS	Totals	0-0	2.70	6	0	0	0	3	6.2	3	2	2	0	1	4	11	0	0	.136

FELIZ'S MAJOR LEAGUE HITTING TOTALS

	AVG	AB	R	H	2B	3B	HR	RBI	SH	SF	HP	BB	SO	SB	CS	E
Career	.000	2	0	0	0	0	0	0	0	0	0	0	1	0	0	3

FELIZ'S CAREER TRANSACTIONS

- Signed by Atlanta Braves as an international free agent, June 6, 2005
- Traded to Texas Rangers with Elvis Andrus (inf), Matt Harrison (lhp), Jarrod Saltalamacchia (c) and Beau Jones (lhp) for Mark Teixeira (1b) and Ron Mahay (lhp), July 31, 2007
- On injured list with right shoulder inflammation, April 21-May 5, 2011; included rehab assignment to Frisco, May 4-5
- On injured list with right elbow inflammation, May 19, 2012 through the end of the season; included rehab assignments to Frisco, July 16-19, and Round Rock, July 20-August 1
- On injured list recovering from right elbow surgery, March 24-August 31, 2013; included rehab assignments to Arizona League Rangers, August 2-7, and Round Rock, August 8-30
- On injured list with a right armpit axillary abscess, May 20-July 1, 2015
- Signed by Detroit Tigers as a free agent, July 11, 2015
- Signed by Pittsburgh Pirates as a free agent, January 5, 2016
- Signed by Milwaukee Brewers as a free agent, January 20, 2017
- Signed by Kansas City Royals as a free agent, June 23, 2017
- On injured list with a right ulnar nerve palsy, August 16-30, 2017
- Signed by Arizona Diamondbacks as a minor league free agent, January 30, 2018
- Signed by Philadelphia as a minor league free agent, January 4, 2021

FELIZ'S CAREER FIELDING

POSITION	PCT	G	PO	A	E	TC	DP
Pitcher	.948	357	27	28	3	58	6

FELIZ'S GAME HIGHS

LOW-HIT CG: 3 – 4/21/12 at DET... **SHUTOUTS:** N/A... **STRIKEOUTS:** 8 – 5/8/12 at BAL... **WALKS:** 6 – 5/1/12 at TOR... **LONGEST OUTING:** 8.0 inn. – 4/21/12 at DET... **WINNING STREAK:** 4 games – 4/24-7/24/16... **LOSING STREAK:** 6 games – 8/19/16-5/11/17... **SCORELESS STREAK:** 22.2 inn. – 8/23/10-4/15/11



JULIAN GARCIA

Right-Handed Pitcher

93

B-T: L-R
HT: 6-2; **WT:** 215
OPENING DAY AGE: 25
BORN: May 13, 1995, Denver, CO
RESIDES: Broomfield, CO
HOW OBTAINED: Selected by Phillies in 10th round of June 2016 draft

Non-Roster Invitee

2020

- Did not pitch

2019

- Began the season with Clearwater (A)
- Promoted to Reading (AA) on 7/28 for the remainder of the season
- Had the lowest ERA (min. 60.0 IP) on Clearwater
- Named Phillies Minor League Pitcher of the Week, 5/6-12
- Logged a quality start in seven of his last eight starts, including each of his final five outings with Clearwater
- Was on the IL, 6/13-19, with a right shin contusion

2018

- Spent the entire season with Lakewood (A)
- Went 4-1 with a 1.64 ERA (8 ER, 44.0 IP) and 56 strikeouts in his eight starts
- Held RHH to a .193 AVG (28-145)
- Averaged 10.85 SO/9.0 IP (94 SO, 78.0 IP)
- Tied his professional high with 11 strikeouts, 8/18 vs Lexington (6.0 IP)

2017

- Spent the entire season with Williamsport (A)
- Finished 2nd in the New York-Penn League in SO (82)
- Earned his first pro win, 6/28 vs Batavia
- Posted a 1.29 ERA (3 ER, 21.0 IP) with 30 SO in his first four starts
- Struck out a season-high 11 over 5.0 hitless innings, 7/30 vs West Virginia
- Held RHH to a .188 AVG (24-128)
- Averaged 12.30 SO/9.0 IP (82 SO, 60.0 IP)

2016

- Began pro career with Williamsport
- Posted a 0.92 ERA (2 ER, 19.2 IP) in eight games as a reliever
- Averaged 12.00 SO/9.0 IP (40 SO, 30.0 IP)
- Participated in Florida Instructional League

PERSONAL

Julian Robert Garcia... 2013 graduate of Fossil Ridge High School (CO)... Attended Metropolitan State University of Denver (CO)... **Signed by:** Brad Holland

JULIAN GARCIA'S CAREER STATISTICS

YEAR	CLUB	W-L	ERA	G	GS	CG	SHO	SV	IP	H	R	ER	HR	HB	BB	SO	WP	BK	AVG
2016	Williamsport	0-3	3.60	12	4	0	0	0	30.0	27	14	12	1	0	22	40	5	0	.233
2017	Williamsport	4-5	3.90	13	13	0	0	0	60.0	47	28	26	3	1	29	82	14	1	.217
2018	Lakewood	7-3	2.54	28	8	0	0	1	78.0	63	24	22	3	3	26	94	8	1	.223
2019	Clearwater	7-6	2.78	17	16	0	0	0	97.0	82	37	30	12	1	27	94	10	0	.229
	Reading	2-2	6.28	6	6	0	0	0	28.2	37	21	20	2	0	10	26	2	0	.308
2020	Did not pitch																		
Minors Totals		20-19	3.37	76	47	0	0	1	293.2	256	124	110	21	5	114	336	39	2	.234

GARCIA'S CAREER TRANSACTIONS

- Selected by Philadelphia in 10th round of June 2016 draft

94

LUIS GARCÍA**Infielder****B-T:** S-R**HT:** 5-11; **WT:** 195**OPENING DAY AGE:** 20**BORN:** October 1, 2000, San Pedro de Macoris, DR**RESIDES:** San Pedro de Macoris, DR**HOW OBTAINED:** Signed by Phillies as an amateur free agent, 7/2/17**Non-Roster Invitee****2020**

- Participated in Florida Instructional League

2019

- Spent the entire season with Lakewood (A), leading the team in games (127)
- Named Phillies Minor League Defender of the Month for June
- Posted a 20-game on-base streak, 5/9-6/1
- Defensively, made 70 starts at SS and 55 at 2nd base
- Combined to help turn 70 double plays
- Following the season, was named the No. 7 prospect in the Phillies minor league system by *Baseball America*
- Participated in FIL

2018

- Spent the entire season with Gulf Coast League Phillies West (R) and was named a GCL All-Star
- Ranked 1st in the GCL in AVG (.369) & hits (62), 3rd in OBP (.433) & RBI (32), 4th in runs scored (33), 6th in total bases (82) and T-6th in OPS (.921)

- Led all qualifying shortstops in the GCL with a .969 fielding percentage
- Led all Phillies short-season minor leaguers in AVG
- Selected as Phillies Minor League Defender of the Month for August
- Hit .522 (12-23) with RISP and two outs
- Batted .394 (50-127) with a .946 OPS against RHP
- Following the season, was named the No. 3 prospect in the Phillies minor league system by *Baseball America*
- Participated in FIL

2017

- Participated in FIL

PERSONALLuis José García... **Signed by:** Carlos Salas.**LUIS GARCÍA'S CAREER STATISTICS**

YEAR	CLUB	AVG	G	AB	R	H	2B	3B	HR	RBI	SH	SF	HP	BB	SO	SB	CS	OBP	SLG	OPS	E
2018	GCL Phillies-W	*.369	43	168	33	*62	11	3	1	32	0	0	4	15	21	12	8	.433	.488	.921	5
2019	Lakewood	.186	127	467	36	87	14	3	4	36	3	5	5	44	132	9	8	.261	.255	.516	24
2020	Did not play																				
Minors Totals		.235	170	635	69	149	25	6	5	68	3	5	9	59	153	21	16	.306	.317	.623	29

* League leader

GARCÍA'S CAREER TRANSACTIONS

- Signed by Philadelphia as an amateur free agent, July 2, 2017



DIDI GREGORIUS

Shortstop

18

B-T: L-R

HT: 6-3; **WT:** 205

OPENING DAY AGE: 31

BORN: February 18, 1990, Amsterdam, Netherlands

RESIDES: Cora, Curaçao

ML SERVICE: 7 years, 159 days

HOW OBTAINED: Signed by Phillies as a free agent, 12/13/19

CONTRACT STATUS: Signed a two-year contract on 2/10/21, taking him through 2022

🐦 @DidiG18
📷 @sirdidig18

2020

- Among all NL players, finished T-1st in grand slams (2), T-2nd in games (60), T-8th in infield hits (8), T-9th in RBI (40), and T-10th in intentional walks (3) & triples (2)
- Led MLB with 13 RBI in the first inning
- His 11.8% strikeout rate was the 4th-lowest mark among qualifying NL hitters
- Was the only Phillie to appear in all 60 games (made 56 starts at SS) and led the club in RBI
- Made his fourth career Opening Day roster
- On Opening Day, 7/24 vs MIA, collected his first hit as a Phillie with a solo HR (Sandy Alcantara); was his second career Opening Day HR (other: 4/5/16 vs HOU)
- Became the eighth different Phillies shortstop to slug a HR on Opening Day since 1900
- Became the first shortstop in franchise history to homer in each of the club's first two games of a season
- On 8/19 at BOS, had a 14-pitch walk in the 8th inning; was the first 14-pitch walk by a Phillies hitter since Eric Bruntlett had one on 4/19/08 vs NYM
- On 8/30 vs ATL, tripled and homered in the same game for the third time in his career (others: 5/27/13 vs TEX and 9/11/18 at MIN)
- Slugged a grand slam, 9/12 at MIA (José Ureña); it was his seventh career grand slam and second of the season (other: 8/10 vs ATL)
- Became the first Phillies shortstop in franchise history with multiple grand slams in a season
- Slashed .318/.380/.497 in 166 plate appearances against RHP
- Was 19-for-55 (.345 AVG), 2 2B, 3B, 3 HR, 30 RBI, 4 BB (3 IBB), 2 HBP, 2 SF, SH and a .979 OPS with RISP

2019

- Began the season on the IL while recovering from Tommy John surgery
- Made rehab appearances with Tampa (A), 5/25-27, and Scranton/W-B (AAA), 5/28-6/6, before being activated on 6/7
- Hit a solo HR on 6/30 against BOS at London Stadium
- Slashed .273/.317/.523 in 189 plate appearances on the road compared to .196/.226/.345 in 155 plate appearances at Yankee Stadium
- Posted a 1.167 OPS in 12 plate appearances with the bases loaded
- Went 5-for-5, 2 R, 2 2B, HR, 7 RBI, BB on 7/23 at MIN
- Joined Bobby Thomson as the only European-born players in the modern era to reach 100 career home runs on 7/23 at MIN
- Had a career-high three walks on 9/13 at TOR
- Had 52 RBI over his final 57 games from 7/16 through the remainder of the season

2018

- Set career highs in most offensive categories
- Established a NYY franchise record with 27 home runs as a shortstop
- Named AL Player of the Month for April (.330/.422/.739, 22 R, 6 2B, 10 HR, 30 RBI, 16 BB, 16 SO) and AL Player of the Week, 4/23-29
- Went 4-for-4, 3 R, BB, 2B, 2 HR, 8 RBI in the NYY home opener, 4/3 vs TB
- Had five multi-HR games: 4/3 vs TB, 4/16 vs MIA, 6/12 vs WSH, 8/2 at BOS and 9/15 vs TOR
- Was one of only five major league players with at least five multi-HR games: Kris Davis (7), Francisco Lindor (6), Manny Machado (6) and Trevor Story (5)
- Slugged two grand slams: 4/23 vs MIN and 9/11 at MIN
- Snapped a 0-for-30 streak on 5/12 vs OAK
- Was on the 10-day IL, 8/20-9/6 (left heel contusion)
- Had ulnar collateral ligament reconstruction surgery ("Tommy John") on his right elbow, 10/17 (Dr. David Altchek)

2017

- Prior to the season, played for the Netherlands in the World Baseball Classic
- Received one 8th-place vote and one 10th-place vote in AL Most Valuable Player balloting
- Opened the season on the 10-day IL while recovering from a right shoulder strain which he suffered while playing for the Netherlands in an exhibition game against ARI during the World Baseball Classic; appeared in five rehab games for Tampa (A) before being activated on 4/28
- Made his season debut on 4/28 vs BAL (2-5, 2B, RBI)
- Had a career-best 17-game hitting streak, 5/28-6/15
- Was a "Final Vote" candidate for the AL All-Star team
- Had 25 RBI in 27 games during September
- Hit two HR off Corey Kluber in NYY's Game 5 ALDS win over CLE
- Posted an .845 OPS in 55 plate appearances over 13 games during the postseason

2016

- Ranked 3rd among all ML LHH with a .324 AVG (48-148) against LHP
- Homered on Opening Day, 4/5 vs HOU
- Hit his first career walk-off home run, 6/29 vs TEX
- Stole home, 8/27 vs BAL
- Hit his first career pinch-hit home run, 9/13 vs LAD

2015

- Made his first career Opening Day start at shortstop in his first season with NYY
- Made his postseason debut in the AL Wild Card Game vs HOU (1-3)

2014

- Opened the season on ARI's Opening Day roster and appeared in both games of the opening series against LAD in Sydney, Australia, 3/22-23
- Optioned to Reno (AAA) on 3/29
- Appeared in 57 games with Reno, collecting 21 XBH
- Recalled on 6/3 and hit leadoff home runs in consecutive starts, 6/4 at COL and 6/6 vs ATL; became the first player in ARI history to hit leadoff homers in consecutive starts
- Appeared in 67 games at SS, 11 at 2nd base and two at 3rd base for ARI

2013

- Spent his first season with ARI
- Began the season ranked as the No. 5 prospect in ARI's system by *Baseball America*
- Posted a career-best 9.2% walk rate
- Started 97 games at shortstop and posted a .971 fielding %
- Began the season on the 15-day IL with a strained right elbow before being activated on 4/16
- Hit his first ML home run, 4/18 at NYY (Phil Hughes); became the first player in ARI franchise history to homer on the first pitch of his career
- Was struck in the head by a pitch on 4/26 vs COL and was on the 7-day concussion IL, 4/27-5/4

2012

- Began the season with Pensacola (AA)
- Had a 10-game hitting streak, 4/12-23 (.550 AVG, 22-40)
- Promoted to Louisville (AAA) on 7/10
- Was recalled by CIN on 9/1 and made his ML debut on 9/5 vs PHI (faced Roy Halladay in his first career plate appearance)

2011

- Began the season with Bakersfield (A)
- Transferred to Carolina (A) on 7/25
- Combined to hit .289 with 18 2B, 4 3B, 7 HR and 44 RBI between the two teams
- Following the season, was ranked by *Baseball America* as having the best infield arm in the California League

2010

- Spent the majority of the season with Dayton (A)
- Following the season, played for Canberra in the Australian Baseball League

2009

- Split his second pro season between Sarasota (A) and Billings (R)
- Selected as a Pioneer League postseason All-Star
- Hit .298 in a combined 72 games between the two levels

2008

- Began pro career with Gulf Coast League Reds (R)

PERSONAL

Mariekon Julius Gregorius... Fluent in four languages: English, Dutch, Papiamentu and Spanish... His mother, Sheritsa Stroop, was a catcher on the Dutch national softball team; his father, Johannes Gregorius Sr., pitched in one of the top Dutch leagues; his older brother, Johannes Gregorius Jr., pitched professionally in BAL's organization; and his grandfather pitched for Curaçao's Lucky Strike team in the 1950s... Became a Knight of the Order of Orange-Nassau in Curaçao in 2011... Made his first trip to the United States in the early 2000s when fellow countryman Andruw Jones invited his baseball team to see ATL play... **Hobbies:** Painting and tending to a film and photography company he founded with his brother called 6ft4mediaproduction... **Signed by:** Jim Stoeckel



DIDI GREGORIUS' CAREER STATISTICS

YEAR	CLUB	AVG	G	AB	R	H	2B	3B	HR	RBI	SH	SF	HP	BB	SO	SB	CS	OBP	SLG	OPS	E
2008	GCL Reds	.155	31	97	6	15	0	0	0	9	1	0	1	10	10	2	1	.241	.155	.395	12
2009	Sarasota	.254	22	71	8	18	4	0	0	2	1	0	1	1	9	0	0	.274	.310	.584	7
	Billings	.314	50	204	28	64	10	1	1	16	2	2	5	12	27	8	6	.363	.387	.750	17
2010	Dayton	.273	120	501	65	137	16	11	5	41	6	1	7	33	62	16	7	.327	.379	.706	31
	Lynchburg	.240	7	25	4	6	0	0	0	0	1	0	1	2	6	0	0	.321	.240	.561	1
2011	Bakersfield	.303	46	188	30	57	12	1	5	28	2	3	0	10	25	8	8	.333	.457	.791	13
	Carolina	.270	38	148	18	40	6	3	2	16	3	0	0	9	25	3	2	.312	.392	.704	8
2012	Pensacola	.278	81	316	45	88	11	8	1	31	7	3	4	29	49	3	4	.344	.373	.717	14
	Louisville	.243	48	185	25	45	10	3	6	23	4	1	0	12	31	0	2	.288	.427	.715	4
	CINCINNATI	.300	8	20	1	6	0	0	0	2	1	0	0	0	5	0	0	.300	.300	.600	0
2013	Reno+	.387	7	31	7	12	2	0	2	2	0	0	0	2	1	1	0	.424	.645	1.069	0
	ARIZONA	.252	103	357	47	90	16	3	7	28	2	1	6	37	65	0	2	.332	.373	.704	13
2014	ARIZONA	.226	80	270	35	61	9	5	6	27	2	2	3	22	52	3	0	.290	.363	.653	6
	Reno	.310	57	226	42	70	14	4	3	25	3	1	6	24	26	3	0	.389	.447	.836	10
2015	NEW YORK-AL	.265	155	525	57	139	24	2	9	56	3	6	11	33	85	5	3	.318	.370	.688	13
2016	NEW YORK-AL	.276	153	562	68	155	32	2	20	70	5	5	6	19	82	7	1	.304	.447	.751	15
2017	NEW YORK-AL	.287	136	534	73	153	27	0	25	87	0	7	3	25	70	3	1	.318	.478	.796	9
	Tampa+	.444	5	18	2	8	1	0	1	2	0	0	0	1	1	1	0	.474	.667	1.140	1
2018	NEW YORK-AL	.268	134	504	89	135	23	5	27	86	1	9	7	48	69	10	6	.335	.494	.829	6
2019	Tampa+	.286	2	7	1	2	0	0	1	1	0	0	0	1	2	0	0	.375	.714	1.089	0
	Scranton/W-B+	.120	6	25	1	3	0	0	0	1	0	0	1	0	2	0	0	.154	.120	.274	0
	NEW YORK-AL	.238	82	324	47	77	14	2	16	61	0	2	1	17	53	2	1	.276	.441	.718	6
2020	PHILLIES	.284	60	215	34	61	10	2	10	40	1	2	4	15	28	3	2	.339	.488	.827	7
Minors Totals		.277	520	2042	282	565	86	31	27	197	30	11	26	146	276	45	30	.331	.389	.720	118
AL Totals		.269	660	2449	334	659	120	11	97	360	9	29	28	142	359	27	12	.313	.446	.759	49
NL Totals		.253	251	862	117	218	35	10	23	97	6	5	13	74	150	6	4	.320	.397	.716	26
ML Totals		.265	911	3311	451	877	155	21	120	457	15	34	41	216	509	33	16	.315	.433	.748	75

+ Rehab assignment

GREGORIUS' WILD CARD SERIES STATISTICS

YEAR	CLUB, OPP	AVG	G	AB	R	H	2B	3B	HR	RBI	SH	SF	HP	BB	SO	SB	CS	OBP	SLG	OPS	E
2015	NY, HOU	.333	1	3	0	1	0	0	0	0	0	0	0	0	0	0	0	.333	.333	.667	0
2017	NY, MIN	.333	1	3	1	1	0	0	1	3	0	0	0	1	1	0	0	.500	1.333	1.833	0
2018	NY, OAK	.333	1	3	0	1	0	0	0	1	0	1	0	0	1	0	0	.250	.333	.583	0
WC Totals		.333	3	9	1	3	0	0	1	4	0	1	0	1	2	0	0	.364	.667	1.030	0

GREGORIUS' DIVISION SERIES STATISTICS

YEAR	CLUB, OPP	AVG	G	AB	R	H	2B	3B	HR	RBI	SH	SF	HP	BB	SO	SB	CS	OBP	SLG	OPS	E
2017	NY, CLE	.235	5	17	3	4	0	0	2	3	0	0	0	6	3	0	0	.435	.588	1.023	0
2018	NY, BOS	.214	4	14	1	3	1	0	0	2	1	0	0	0	3	0	0	.214	.286	.500	0
2019	NY, MIN	.400	3	10	2	4	0	0	1	6	0	0	0	2	3	0	0	.500	.700	1.200	0
DS Totals		.268	12	41	6	11	1	0	3	11	1	0	0	8	9	0	0	.388	.512	.900	0

GREGORIUS' LEAGUE CHAMPIONSHIP SERIES STATISTICS

YEAR	CLUB, OPP	AVG	G	AB	R	H	2B	3B	HR	RBI	SH	SF	HP	BB	SO	SB	CS	OBP	SLG	OPS	E
2017	NY, HOU	.250	7	28	2	7	1	1	0	1	0	0	0	0	8	0	0	.250	.357	.607	2
2019	NY, HOU	.217	6	23	2	5	1	0	0	0	0	0	0	0	3	0	0	.217	.261	.478	0
LCS Totals		.235	13	51	4	12	2	1	0	1	0	0	0	0	11	0	0	.235	.314	.549	2

GREGORIUS' WORLD BASEBALL CLASSIC STATISTICS

YEAR	CLUB	AVG	G	AB	R	H	2B	3B	HR	RBI	SH	SF	HP	BB	SO	SB	CS	OBP	SLG	OPS	E
2017	Netherlands	.348	6	23	5	8	4	0	1	8	0	1	0	2	1	0	0	.385	.652	1.037	0

GREGORIUS' CAREER TRANSACTIONS

- Signed by Cincinnati Reds as an amateur free agent, August 6, 2007
- Traded to Arizona Diamondbacks with Tony Sipp (lhp) and Lars Anderson (1b/of) on December 10, 2012. Cleveland Indians acquired Trevor Bauer (rhp), Bryan Shaw (rhp) and Matt Albers (rhp) from Diamondbacks. Cincinnati Reds acquired Shin-Soo Choo (of) and Jason Donald (inf) from Indians
- On injured list with a strained right elbow, March 31-April 15, 2013; included a rehab assignment with Reno, April 8-15
- On injured list with a concussion, April 27-May 4, 2013
- Traded to New York Yankees on December 5, 2014. Detroit Tigers acquired Shane Greene (rhp) from Yankees and Arizona Diamondbacks acquired Robbie Ray (lhp) and Domingo Leyba (inf) from Tigers.
- On injured list with a right shoulder strain, March 30-April 27, 2017; included a rehab assignment with Tampa, April 21-27
- On injured list with a left heel contusion, August 20-September 6, 2018
- On injured list while recovering from Tommy John surgery, March 25-June 6, 2019; included rehab assignments to Tampa, May 25-27, and Scranton/Wilkes-Barre, May 28-June 6
- Signed by Philadelphia as a free agent, December 13, 2019

GREGORIUS' CAREER FIELDING

POSITION	PCT	G	PO	A	E	TC	DP
Shortstop	.978	887	1091	2270	74	3435	422
Second base	.975	11	13	26	1	40	3
Third base	1.000	2	2	1	0	3	0

GREGORIUS' GAME HIGHS

HITS: 5 – 7/23/19 at MIN... **RUNS:** 3 – 11 times, last: 9/8/20 vs BOS... **DOUBLES:** 3 – 9/22/14 at MIN... **TRIPLES:** 1... **HOME RUNS:** 2 – 8 times, last: 9/10/19 at DET... **RBI:** 8 – 4/3/18 vs TB... **WALKS:** 3 – 9/13/19 at TOR... **STOLEN BASES:** 1... **HITTING STREAK:** 17 games – 5/28-6/15/17

GREGORIUS' NOTABLE HOMERS

GRAND SLAMS: 7 – 7/1/17 at HOU (Will Harris); 4/23/18 vs MIN (Tyler Kinley); 9/11/18 at MIN (Trevor May); 7/16/19 vs TB (Colin Poche); 8/23/19 at LAD (Hyun-Jin Ryu); 8/10/20 vs ATL (Robbie Erlin); 9/12/20 at MIA (José Ureña)... **INSIDE-THE-PARK HR:** None... **LEADOFF HR:** 2 – 6/4/14 at COL (Jordan Lyles); 6/6/14 vs ATL (Julio Teheran)... **PINCH HR:** 1 – 9/13/16 vs LAD (Ross Stripling)... **WALK-OFF HR:** 1 – 6/29/16 vs TEX (Sam Dyson)





DAVID HALE

Right-Handed Pitcher

41

B-T: R-R

HT: 6-2; **WT:** 210


OPENING DAY AGE: 33

BORN: September 27, 1987, Atlanta, GA

RESIDES: Marietta, GA

ML SERVICE: 3 years, 163 days

HOW OBTAINED: Acquired from New York Yankees in exchange for Addison Russ, 8/21/20

 @david.hale75

2020

- Began the season with NYY
- Traded to PHI on 8/21 in exchange for RHP Addison Russ
- Made four relief appearances and two starts (both in doubleheaders) with PHI

2019

- Began the season with Scranton/Wilkes-Barre (AAA)
- Had his contract selected by NYY on 5/21
- Earned his first ML save in his season debut, 5/21 at BAL
- Had a 12.2-inning scoreless streak over 10 appearances, 6/23-7/23
- Was placed on the IL on 7/31 (retroactive to 7/28) with a lumbar spine strain and missed 80 games before being reinstated on 9/28
- Was designated for assignment on 10/12

2018

- Began the season with Scranton/Wilkes-Barre and had his contract selected by NYY on 4/22
- Had three stints with NYY: 4/22-23, 5/2-15, 7/1-7
- Was designated for assignment on 4/23 and claimed off waivers by MIN on 4/26
- Made one appearance with MIN; was released on 4/30 and signed by NYY on 5/1
- His 5.2 IP on 7/6 at TOR was the longest appearance by a NYY reliever in 2018
- Was released by NYY on 7/9 and signed with Hanwha Eagles of the Korean Baseball Organization
- Made 12 starts with Hanwha, going 3-4 with a 4.34 ERA (32 ER, 66.1 IP), 17 BB, 55 SO

2017

- Signed by ATL as a minor league free agent on 3/4 before being released on 3/24
- Signed by LAD as a minor league free agent on 4/10
- Began the season in Tulsa (AA), where he posted a 2.67 ERA (8 ER, 27.0 IP) over five starts and one relief appearance
- Was promoted to Oklahoma City (AAA) on 6/26 and was shuttled between there and Tulsa for the remainder of the season
- Was on the IL twice: 7/21-27 (right calf strain) and 8/9-16 (right ring finger blister)

2016

- Began the season with Albuquerque (AAA), allowing one run over his first two starts before being recalled by COL on 4/16
- Made two relief appearances with COL and was designated for assignment on 4/22
- Claimed off waivers by BAL on 4/25 and spent the season with Norfolk (AAA), making 20 starts

- Was on the IL 5/11-17 (right calf strain) and 6/20-7/3 (right calf strain)

2015

- Began the season on the 15-day IL with a strained left oblique
- Reinstated from the IL on 4/26 and optioned to Albuquerque after making one rehab start with Modesto (A)
- Made his COL debut as the starter on 5/23 vs SF (gm 2) after being recalled as the 26th man for the doubleheader
- Had three stints with COL (5/23-6/2, 6/8-23 and 9/3-10/4), during which he appeared in 17 games (12 starts)
- Was on the IL from 7/10-8/17 with a strained groin; included a rehab assignment to Albuquerque, 7/31-8/17

2014

- Made his first Opening Day roster
- In his first 16 appearances, posted a 1.85 ERA (8 ER, 39.0 IP)
- Had a 15.2-inning scoreless streak, 4/30-5/31
- In six starts with ATL, was 2-1 with a 2.45 ERA (9 ER, 33.0 IP) and had a 3.81 ERA (23 ER, 54.1 IP) in 39 relief appearances

2013

- Spent the majority of the season with Gwinnett (AAA)
- Was on the IL, 4/18-5/29, with a right shoulder strain
- Posted a 0.86 ERA (3 ER, 31.1 IP) in five starts in July
- Recalled by ATL on 9/5
- Made his ML debut in a start on 9/13 vs SD, tossing 5.0 scoreless innings with four hits allowed and nine strikeouts
- Set an ATL franchise record for most strikeouts in a ML debut
- Earned his first ML win on 9/26 vs PHI
- Made his postseason debut in Game 3 of the NLDS at LAD, retiring his only batter faced
- Following the season, was named the No. 7 prospect in ATL's system by *Baseball America* and was named Gwinnett's Most Valuable Pitcher by ATL

2012

- Spent the entire season with Mississippi (AA)
- Was named a Southern League midseason All-Star
- Posted a 1.61 ERA (5 ER, 28.0 IP) over his final six starts

2011

- Spent the season with Lynchburg (A)
- Was on the IL, 4/25-5/22, with a right shoulder strain
- Named the organization's Pitcher of the Month for July after posting a 1.80 ERA (7 ER, 35.0 IP) with a complete game in six starts

2010

- Spent the season with Rome (A)
- Allowed only one home run in 93.2 IP (.01 HR/9.0 IP)
- Named by *Baseball America* as having the best slider in ATL's organization

2009

- Made his pro debut with Danville (R)

PERSONAL

David E. Hale... Married, wife's name is Megan (11/14/15); has one son, Calder (1/23/19)... Attended The Walker School (GA)... Attended Princeton University (NJ), where he was both a pitcher and outfielder... Was rated by *Baseball America* as the top prospect in the Ivy League prior to his junior season in 2009... **Hobbies:** Scuba diving and woodworking... **Signed by:** Kevin Barry

DAVID HALE'S CAREER STATISTICS

YEAR	CLUB	W-L	ERA	G	GS	CG	SHO	SV	IP	H	R	ER	HR	HP	BB	SO	WP	BK	AVG
2009	Danville	2-1	1.13	7	1	0	0	1	16.0	7	4	2	0	2	5	12	2	0	.130
2010	Rome	5-8	4.13	28	7	0	0	5	93.2	97	52	43	1	4	44	69	11	0	.268
2011	Lynchburg	4-6	4.10	28	13	1	0	0	101.0	106	52	46	9	10	30	86	7	0	.275
2012	Mississippi	8-4	3.77	27	27	0	0	0	145.2	121	66	61	11	10	67	124	9	0	.228
2013	Gwinnett	6-9	3.22	22	20	0	0	0	114.2	123	50	41	8	7	36	77	2	1	.279
	ATLANTA	1-0	0.82	2	2	0	0	0	11.0	11	1	1	0	0	1	14	0	0	.244
2014	ATLANTA	4-5	3.30	45	6	0	0	0	87.1	89	38	32	5	3	39	44	5	0	.264
2015	Modesto+	0-1	0.00	1	1	0	0	0	2.1	2	2	0	0	0	1	3	0	0	.182
	Albuquerque	0-3	6.66	11	11	0	0	0	50.0	68	40	37	4	2	21	37	2	0	.333
	COLORADO	5-5	6.09	17	12	0	0	0	78.1	95	56	53	14	2	20	61	11	0	.298
2016	Albuquerque	0-1	1.50	2	2	0	0	0	6.0	5	1	1	0	0	2	7	0	0	.217
	COLORADO	0-0	13.50	2	0	0	0	0	2.0	4	3	3	1	0	2	1	0	0	.400
	Norfolk	4-7	5.84	20	20	0	0	0	94.0	133	65	61	10	2	23	56	2	0	.331
2017	Tulsa	3-0	3.72	6	5	0	0	0	29.0	36	13	12	3	2	7	21	2	1	.325
	Oklahoma City	2-4	4.27	9	9	0	0	0	52.2	64	30	25	4	1	7	39	2	0	.302
2018	Scranton/W-B	3-2	4.20	11	11	0	0	0	55.2	58	27	26	5	2	17	44	1	0	.261
	NEW YORK-AL	0-0	2.53	3	0	0	0	0	10.2	12	3	3	2	1	1	6	0	0	.273
	MINNESOTA	0-0	12.00	1	0	0	0	0	3.0	4	4	4	1	0	4	2	0	0	.333
	NY/MIN	0-0	4.61	4	0	0	0	0	13.2	16	7	7	3	1	5	8	0	0	.286
	Hanwha (Korea)	3-4	4.34	12	12	0	0	0	66.1	68	35	32	8	4	17	55	3	0	—
2019	Scranton/W-B	3-2	4.13	7	7	1	0	0	32.2	36	17	15	3	2	10	30	1	0	.277
	NEW YORK-AL	3-0	3.11	20	0	0	0	2	37.2	39	13	13	2	1	7	23	2	0	.264
2020	NEW YORK-AL	0-0	3.00	5	0	0	0	1	6.0	7	2	2	0	0	3	7	0	0	.304
	PHILLIES	0-0	4.09	6	2	0	0	0	11.0	16	5	5	2	0	1	7	0	0	.333
	Minors Totals	40-48	4.20	179	134	2	0	6	793.1	856	419	370	58	44	270	605	41	2	.298
	AL Totals	3-0	3.45	29	0	0	0	3	57.1	62	22	22	5	2	15	38	0	0	.273
	NL Totals	10-10	4.46	72	22	0	0	0	189.2	215	103	94	22	5	63	127	0	0	.283
	ML Totals	13-10	4.23	101	22	0	0	3	247.0	277	125	116	27	7	78	165	18	0	.283

+ Rehab assignment

HALE'S DIVISION SERIES STATISTICS

YEAR	CLUB, OPP	W-L	ERA	G	GS	CG	SHO	SV	IP	H	R	ER	HR	HB	BB	SO	WP	BK	AVG
2013	ATL, LAD	0-0	0.00	0	0	0	0	0	0.1	0	0	0	0	0	0	0	0	0	.000

HALE'S MAJOR LEAGUE HITTING TOTALS

	AVG	AB	R	H	2B	3B	HR	RBI	SH	SF	HP	BB	SO	SB	CS	E
Career	.068	44	2	3	0	0	0	1	5	1	0	0	20	0	0	0

HALE'S CAREER TRANSACTIONS

- Selected by Atlanta Braves in 3rd round of June 2009 draft
- Traded to Colorado Rockies with Gus Schlosser (rhp) for Chris O'Dowd (c) and José Briceño (c), January 30, 2015
- On injured list with a left oblique strain, March 27-April 25, 2015; included rehab assignment to Modesto, April 20-25
- On injured list with a strained groin, July 10-August 17, 2015; included rehab assignment to Albuquerque, July 31-August 17
- Claimed off waivers by Baltimore Orioles, April 25, 2016
- Signed by Atlanta Braves as a minor league free agent, March 4, 2017
- Signed by Los Angeles Dodgers as a minor league free agent, April 10, 2017
- Signed by New York Yankees as a minor league free agent, January 30, 2018
- Claimed off waivers by Minnesota Twins, April 26, 2018
- Signed by New York Yankees as a minor league free agent, May 1, 2018
- On injured list with a lumbar spine strain, July 28-September 27, 2019
- Traded to Philadelphia for Addison Russ (rhp), August 21, 2020

HALE'S CAREER FIELDING

POSITION	PCT	G	PO	A	E	TC	DP
Pitcher	1.000	101	18	36	0	54	4

HALE'S GAME HIGHS

LOW-HIT CG: N/A... **SHUTOUTS:** N/A... **STRIKEOUTS:** 9 – 3 times, last: 8/23/15 vs NYM... **WALKS:** 5 – 4/10/14 vs NYM...
LONGEST OUTING: 8.0 inn. – 4/26/14 vs CIN... **WINNING STREAK:** 5 games – 9/15/15-7/16/19... **LOSING STREAK:** 4 games – 6/13-7/4/15... **SCORELESS STREAK:** 22.2 inn. – 4/26-5/31/14



DARICK HALL

First Baseman

88

B-T: L-R
HT: 6-4; **WT:** 232
OPENING DAY AGE: 25
BORN: July 25, 1995, Hereford, AZ
RESIDES: Hereford, AZ
HOW OBTAINED: Selected by Phillies in 14th round of June 2016 draft

Non-Roster Invitee

2020

- Attended ML spring training as a non-roster invitee
- Did not play during the regular season and was not part of the Phillies' player pool at the alternate training site in Lehigh Valley

2019

- Spent the entire season with Reading (AA)
- Selected as an Eastern League midseason and postseason All-Star
- Started as the DH and batted cleanup for the Eastern Division in the EL All-Star Game
- Won the EL Home Run Derby
- Ranked 1st in the EL in doubles (38), XBH (59), total bases (207) & HBP (17), T-2nd in home runs (20), T-3rd in games (132), 4th in SLG (.454) & OPS (.798), T-4th in RBI (67), 5th in walks (60) and 6th in runs scored (69)
- Led all Phillies minor leaguers in doubles
- Selected as an Organization All-Star by MiLB.com
- Named EL Player of the Week, 7/22-28

2018

- Began the season with Clearwater (A)
- Named a Florida State League midseason All-Star
- Selected as an Organization All-Star by MiLB.com
- Led all Phillies minor leaguers in home runs (26) & RBI (87)
- Selected as Phillies Minor League Hitter of the Month for April
- Chosen as FSL Player of the Week, 4/30-5/6
- Homered in three straight games, 4/12-14
- Promoted to Reading on 6/1 for remainder of the season
- Combined to hit .324 (45-139) with RISP across both levels
- Played for Scottsdale in the Arizona Fall League

2017

- Spent the majority of the season with Lakewood (A)
- Named the South Atlantic League Most Valuable Player and selected as a SAL postseason All-Star
- Became first BlueClaw to earn SAL MVP honors

- Led all Phillies minor leaguers in RBI (101) and was T-1st in home runs (29)
- Led the SAL in home runs, RBI, total bases (227), XBH (56), SLG (.533) and OPS (.873)
- Set team record for home runs in a season
- Selected as an Organization All-Star by MiLB.com
- Named Phillies Minor League Player of the Week four times (5/1-7, 5/29-6/4, 6/12-18 and 8/7-13) and SAL Player of the Week, 8/7-13
- Reached base safely in 23 consecutive games (.420 OBP), 6/9-7/4
- Slugged two home runs and collected a professional-high seven RBI on 8/23 at Hagerstown
- Hit .339 (43-127) with RISP for Lakewood
- Promoted to Clearwater on 8/29 for remainder of season
- Homered in each of first two games with Clearwater, a doubleheader on 8/29 at Charlotte

2016

- Began pro career with Williamsport (A)
- Led the New York-Penn League in SLG (.518), OPS (.890) and HBP (16), finished T-1st in doubles (19), T-3rd in home runs (9), T-7th in total bases (101) and T-10th in OBP (.372)
- Led all Phillies short-season minor leaguers in doubles, home runs and total bases
- Batted .320 (33-103), 6 HR, 19 RBI in his final 29 games after batting .239 (22-92), 3 HR, 10 RBI in first 28 games
- Homered in three straight games, 8/31-9/2
- Recorded 12 RBI over a seven-game span, 8/27-9/2
- Participated in Florida Instructional League

PERSONAL

Darick Hall... 2013 graduate of Buena High School (AZ)... Attended Dallas Baptist University (TX) and Cochise College (AZ)... Was the 2016 Missouri Valley Conference Player of the Year... In 2016, was a semifinalist for the John Olerud Two-Way Player of the Year Award... His grandfather, Bo Hall, played in SF's organization and his uncle, Shane Hall, played in BOS' organization... **Hobbies:** Hunting and fishing...

Signed by: Paul Scott

DARICK HALL'S CAREER STATISTICS

YEAR	CLUB	AVG	G	AB	R	H	2B	3B	HR	RBI	SH	SF	HP	BB	SO	SB	CS	OBP	SLG	OPS	E
2016	Williamsport	.282	57	195	27	55	#19	0	9	29	0	2	*16	13	57	0	2	.372	*.518	*.890	5
2017	Lakewood	.272	114	426	64	116	28	1	*27	*96	0	5	17	29	110	0	0	.340	*.533	*.873	7
	Clearwater	.231	7	26	4	6	2	0	2	5	0	0	0	0	7	0	0	.231	.538	.769	0
2018	Clearwater	.277	48	173	28	48	12	0	11	35	0	1	7	18	39	1	0	.367	.538	.904	2
	Reading	.224	80	295	40	66	10	1	15	52	0	4	14	18	79	1	0	.296	.417	.713	5
2019	Reading	.235	132	456	69	107	*38	1	20	67	0	2	*17	60	134	5	1	.344	.454	.798	4
2020	Did not play																				
Minors Totals		.253	438	1571	232	398	109	3	84	284	0	14	71	138	426	7	3	.338	.487	.825	23

* League leader
Tied for league lead

HALL'S CAREER TRANSACTIONS

- Selected by Philadelphia in 14th round of June 2016 draft



JD HAMMER

Right-Handed Pitcher

B-T: R-R
HT: 6-3; **WT:** 202
OPENING DAY AGE: 26
BORN: July 12, 1994, Fort Collins, CO
RESIDES: Windsor, CO
ML SERVICE: 57 days
HOW OBTAINED: Acquired from Colorado Rockies with José Gomez and Alejandro Requena in exchange for Pat Neshek and cash considerations, 7/26/17

64

Non-Roster Invitee

2020

- Spent the entire season at the alternate training site in Lehigh Valley

2019

- Began the season with Reading (AA)
- Promoted to Lehigh Valley (AAA) on 5/21 and had his contract selected by PHI on 5/25
- Made his ML debut on 5/26 at MIL, retiring Christian Yelich, Ryan Braun and Mike Moustakas in order
- Began his career with three perfect appearances (3.0 IP) and five strikeouts
- Held opponents to a .217 AVG (15-69)

2018

- Was a non-roster invitee to Phillies spring training
- Began the season on the IL with a right elbow strain
- Reinstated from the IL, 6/5, and joined Clearwater (A)
- Was on the IL from 6/19-8/17 with right elbow inflammation; included rehab assignments at Gulf Coast League Phillies West (R) and GCL Phillies East
- Finished the season with Clearwater

2017

- Began the season with Asheville (A)
- Selected as a South Atlantic League midseason All-Star
- Promoted to Lancaster (A) on 6/22
- Traded to PHI on 7/26 and spent the remainder of the season with Clearwater
- Appeared in a total of 48 games between the three teams and posted a 1.87 ERA and 5.31 SO/BB ratio in 57.2 IP
- Following the season, pitched for Glendale in the Arizona Fall League, where he was named an AFL Rising Star after posting a 0.66 ERA in 10 relief appearances

2016

- Began his pro career with Grand Junction (R)
- Was T-1st in the Pioneer League in games (27)
- Had 52 strikeouts to just 11 walks and averaged 10.72 SO/9.0 IP

PERSONAL

John Dale (JD) Hammer... Married Brittanie Fowler (11/24/18)... Graduated from Fort Collins High School (CO)... 2016 graduate of Marshall University (WV), where he majored in health sciences... Attended Navarro Junior College (TX), where he was named a JuCo Academic All-American...

Hobbies: Hunting, fishing and playing video games...

Signed by: Ed Santa

JD HAMMER'S CAREER STATISTICS

YEAR	CLUB	W-L	ERA	G	GS	CG	SHO	SV	IP	H	R	ER	HR	HB	BB	SO	WP	BK	AVG
2016	Grand Junction	0-2	3.92	#27	0	0	0	3	43.2	48	26	19	2	3	11	52	4	0	.274
2017	Asheville	4-1	1.20	24	0	0	0	7	30.0	17	4	4	0	2	5	47	2	0	.163
	Lancaster	0-1	5.25	12	0	0	0	6	12.0	10	7	7	0	1	9	18	0	0	.227
	Clearwater	2-0	0.57	12	0	0	0	0	15.2	8	1	1	0	0	2	20	1	0	.154
2018	Clearwater	1-2	2.79	9	0	0	0	0	9.2	8	6	3	0	0	4	12	0	0	.216
	GCL Phillies-W	0-0	9.00	1	0	0	0	1	1.0	2	1	1	0	0	0	0	0	0	.400
	GCL Phillies-E	0-0	0.00	2	1	0	0	0	3.0	1	0	0	0	0	0	5	0	0	.100
2019	Reading	1-0	1.77	13	0	0	0	2	20.1	17	7	4	1	0	4	26	1	1	.221
	Lehigh Valley	2-2	12.64	17	0	0	0	0	15.2	20	22	22	4	0	15	16	0	0	.313
	PHILLIES	1-0	3.79	20	0	0	0	0	19.0	15	8	8	2	0	12	13	1	0	.217
2020	Did not pitch																		
Minors Totals		10-8	3.64	117	1	0	0	19	151.0	131	74	61	7	6	50	196	8	1	.231
ML	Totals	1-0	3.79	20	0	0	0	0	19.0	15	8	8	2	0	12	13	1	0	.217

Tied for league lead

HAMMER'S MAJOR LEAGUE HITTING TOTALS

	AVG	AB	R	H	2B	3B	HR	RBI	SH	SF	HP	BB	SO	SB	CS	E
2019/Career	.000	1	0	0	0	0	0	0	0	0	0	0	0	0	0	0

HAMMER'S CAREER TRANSACTIONS

- Selected by Colorado Rockies in 24th round of June 2016 draft
- Traded to Philadelphia with José Gomez (inf) and Alejandro Requena (rhp) for Pat Neshek (rhp) and cash considerations, July 26, 2017

HAMMER'S CAREER FIELDING

POSITION	PCT	G	PO	A	E	TC	DP
Pitcher	1.000	20	0	2	0	2	0

HAMMER'S GAME HIGHS

STRIKEOUTS: 2 – 3 times, last: 7/17/19 vs LAD... **WALKS:** 2 – 2 times, last: 7/17/19 vs LAD... **LONGEST OUTING:** 2.0 inn. – 6/24/19 vs NYM... **WINNING STREAK:** N/A... **LOSING STREAK:** N/A... **SCORELESS STREAK:** 4.0 inn. – 7/3-12/19



BRYCE HARPER

Right Fielder

3

B-T: L-R

HT: 6-3; **WT:** 210

OPENING DAY AGE: 28

BORN: October 16, 1992, Las Vegas, NV

RESIDES: Las Vegas, NV

ML SERVICE: 8 years, 159 days

HOW OBTAINED: Signed by Phillies as a free agent, 3/2/19

CONTRACT STATUS: Signed a 13-year contract, 3/2/19, taking him through 2031

@bharper3
 @bryceharper3

2020

- Among all ML players, ranked 1st in walks (49), 2nd in intentional walks (8), T-3rd in times on base (102) and 5th in OBP (.420)
- Among all NL players, ranked 2nd in intentional walks, T-3rd in times on base, 4th in OBP, T-6th in bunt hits (2), T-7th in go-ahead RBI (9), 8th in OPS (.962), T-9th in runs (41) and T-10th in SB (8) & triples (2)
- Finished 1st in MLB in first-inning HR (6)
- Was one of five hitters in the majors with at least 13 HR and eight SB (others: Ronald Acuña Jr., Mookie Betts, José Ramírez and Fernando Tatís Jr.)
- Reached base safely in 25 consecutive games from 9/27/19-8/22/20; it was the 3rd-longest on-base streak of his career (best: 27 G in 2017)
- Had a 22-game on-base streak to start the year; reached base safely in 21 consecutive games to start the 2019 season
- After reaching base safely, 8/20 at TOR (gm 1), became the first player in franchise history to have multiple on-base streaks of 20 games or better to begin a season
- Became the first ML player to begin consecutive seasons with an on-base streak of 20 games or better since Rafael Furcal and Albert Pujols did so in 2008-09
- On 8/14 vs NYM, hit a walk-off single in the ninth inning, his 12th career walk-off RBI (11th career walk-off hit)
- On 8/20 at TOR (gm 1), became the first Phillie to homer in a ML game in Buffalo since Jack Clements on 7/4/1885 (gm 2)
- Had 23 runs, 20 RBI and 20 walks in his first 25 games of the season; since 1920 (when RBI became an official stat), only two other Phillies had at least 20 runs, 20 RBI and 20 walks in their first 25 games of a season: Mike Schmidt in 1983 and Von Hayes in 1989
- Stole 16 straight bases without being caught from 7/4/19-9/1/20
- Was ejected by 1st base umpire Roberto Ortiz in the bottom of the fifth inning on 9/5 at NYM
- On 9/7 at NYM, made his first start in CF since 9/29/18 at COL
- On 9/17 vs NYM, became just the fourth Phillie ever to homer in the first and second inning of a single game, joining Jimmy Rollins (4/12/07 at NYM), Gary Redus (7/7/86 vs ATL) and Freddy Leach (6/19/28 vs BRO)
- Recorded his 21st career multi-HR game and second of the season on 9/23 at WSH (other: 9/17 vs NYM)
- Collected two HR and three intentional walks on 9/23 at WSH; became just the fourth player in ML history (since 1955, when intentional walks were first tracked league-wide) to do so in a game (last: Albert Pujols, 4/6/13 at TEX)

HARPER PHAST PHACTS

- 2015 NL MVP
 - 6-time NL All-Star
 - 2015 NL Hank Aaron Award winner
 - 2015 NL Silver Slugger Award winner
 - 2012 NL Rookie of the Year
 - 2018 Home Run Derby winner
 - 2-time NL Player of the Month
 - 6-time NL Player of the Week
 - NL home run leader (tied) in 2015
 - 2019 NL Gold Glove Award finalist
 - Had a streak of reaching base safely via hit, walk or hit by pitch end at 10 consecutive plate appearances on 9/25 at TB; was the longest such streak of his career and the longest by a Phillies player since Jayson Werth reached base safely in 11 straight plate appearances in June 2009
 - Collected 78 XBH and posted a .950 OPS in his first 162 career games at Citizens Bank Park; became just the fourth player ever to have 75 or more XBH and an OPS of .950 or better in his first 162 career games at Citizens Bank Park, joining Rhys Hoskins (81 XBH, .950 OPS), Ryan Howard (77 XBH, .987 OPS), and Bobby Abreu (75 XBH, .973 OPS)
 - Made starts in RF (45), CF (3) and as the DH (10)
- ## 2019
- Among all NL players, ranked T-1st in grand slams (2) & OF assists (13), 4th in RISP AVG (.357), T-4th in game-winning RBI (15), 5th in walks (99), T-5th in intentional walks (11), 7th in times on base (254), 8th in RBI (114) and T-9th in bunt hits (4)
 - Was selected as the Phillies nominee for the Hank Aaron Award
 - Was a finalist for a Rawlings Gold Glove Award
 - His 35 HR were the 2nd-most by a Phillie in his first season with the team (Jim Thome had 47 HR in 2003)
 - Had a career-high 114 RBI (previous high: 100 RBI in 2018); tied his career high with 15 game-winning RBI (also: 2016)
 - Was just the third Phillies player ever to post a season with at least 35 HR, 110 RBI and 15 SB, joining Chuck Klein (1932) and Mike Schmidt (1974)
 - Was one of two hitters in MLB with more than 30 HR, 110 RBI and 95 walks (also: HOU's Alex Bregman)
 - Became the first Phillies outfielder with more than 70 XBH and 110 RBI in a season since 2002 (Pat Burrell)

- Became the fifth player in franchise history to collect more than 100 RBI in his first season with the team, joining Jim Thome (131 in 2003), Lefty O'Doul (122 in 1929), Bill White (103 in 1966) and Pinky Whitney (103 in 1928)
- Was the first Phillie (since 1920) to collect at least 35 2B, 35 HR and 110 RBI in his first season with the club
- Had 42 XBH at home; the only Phillie to ever record more XBH in a season at Citizens Bank Park was Chase Utley (44 XBH) in 2006
- Became the fourth Phillie since 1978 to record a 30-HR/100-RBI season before his 27th birthday, joining Ryan Howard (2006), Pat Burrell (2002) and Scott Rolen (1998)
- Recorded his second career and second consecutive 30-HR/100-RBI season; was the first Phillie to record a 30-HR/100-RBI season since 2011 (Ryan Howard)
- Collected 292 total bases; became the first Phillie to record more than 290 total bases in a season since 2010 (Jayson Werth, 295 TB)
- Led all ML right fielders with 13 assists, which were one shy of his combined total from 2016-18; his 13 OF assists matched his career high (13 in 2013)
- Slashed .283/.366/.583 in 213 plate appearances against LHP
- Posted a .970 OPS in 51 combined games in August and September
- Made his seventh career Opening Day roster; made his Phillies debut on 3/28 vs ATL
- Slugged his first career HR as a Phillie (also was his first hit) on 3/30 vs ATL (Jesse Biddle)
- Collected a career-high five hits on 4/19 at COL
- Reached base safely in each of his first 21 games of the season
- His double in the fourth inning on 5/3 vs WSH was his 400th career XBH; at the time, the last three players to reach 400 career XBH at a younger age (26 years, 199 days) were Mike Trout (25 years, 269 days), Miguel Cabrera (25 years, 152 days) and Albert Pujols (25 years, 170 days)
- Played in his 1,000th career game, 6/19 at WSH (gm 2)
- Collected his 200th career HR and 1,000th career hit on the same swing on 7/3 at ATL (Bryse Wilson); it was the first time in ML history that a player had a milestone hit (1,000, 2,000, 3,000, 4,000) and a milestone HR (100-700) on the same swing
- Had his first multi-HR game with the Phillies on 8/9 at SF; became the first player since Chuck Klein (1935 with CHI & 1936 with PHI) to have a multi-HR game against the Phillies (5/4/18 vs PHI) and then a season later have one with them
- Also on 8/9 at SF, became just the fourth player ever in the Statcast era with multiple homers of 113 MPH+ in the same game
- Hit his sixth career walk-off HR on 8/15 vs CHI (Derek Holland); also was his fifth career grand slam (second of the year; other: 5/7 at STL)
- His walk-off grand slam was the first by a left-handed hitting Phillie since John Kruk on 9/17/89 vs STL (12th inning)
- Homered in three straight games twice: 3/30-4/2 and 8/14-16
- Was on the paternity leave list, 8/23-25, for the birth of his first son

HIGHEST OPS IN MLB (2015-20, min. 1,750 PA)

1.	Mike Trout	1.037
2.	Aaron Judge	.948
3.	Freddie Freeman	.941
4.	J.D. Martinez	.940
5.	BRYCE HARPER	.939

MOST WALKS IN MLB (2015-20)

1.	Joey Votto	606
2.	BRYCE HARPER	578
3.	Mike Trout	569
4.	Carlos Santana	560
5.	Paul Goldschmidt	527

- Hit 11 HR in August; was the 2nd-most HR he ever hit in a calendar month (most: 13 HR in May 2015)
- Slugged a pinch-hit HR (Hunter Strickland) in game 2 of the doubleheader on 9/24 at WSH; was his second career pinch HR (other: 4/24/16 vs MIN)
- His 15 HR against LHP were his most ever in a season; since 1974, the only left-handed hitting Phillie to have more HR against LHP was Ryan Howard (16 HR in 2006 and 16 HR in 2007)
- His 72 XBH were his 2nd-most ever in a season; shy of only a career-high 81 XBH in 2015
- His nine defensive runs saved ranked T-3rd among ML right fielders, per FanGraphs
- Had two ejections: 4/22 at NYM (by home plate umpire Mark Carlson) and 9/15 vs BOS (by home plate umpire Gabe Morales)

2018

- Selected as an NL All-Star for the sixth time in his career (started in CF; 0-2)
- Among all NL players, finished 1st in walks (130), 2nd in times on base (273), 3rd in IBB (16), 5th in OBP (.393) & pitches faced (2,869), T-6th in runs (103), T-7th in HR (34), 8th in RBI (100) and 10th in OPS (.889)
- Set career highs in games (159) and walks
- Was one of two players in the majors with at least 30 HR, 100 RBI, 100 runs and 100 walks (also: CLE's José Ramírez)
- Led MLB in most games with multiple walks (33)
- Named NL Player of the Week, 9/3-9
- Collected 12 HR, 28 RBI and 39 walks in his first 33 games
- Had two multi-HR games: 4/1 at CIN and 5/4 vs PHI
- Reached base safely in a season-high 17 consecutive games (.487 OBP) from 4/14-5/2
- Collected 10 HR in May, his most in a single calendar month since September 2015 (10)
- Won the Home Run Derby at Nationals Park, defeating Kyle Schwarber in the final round; his father Ron pitched to him
- Following the All-Star break, slashed .300/.434/.538, going 67-for-223, 20 2B, 11 HR, 46 RBI, 46 R and 52 BB in 65 games
- Drew five walks, 9/18 at MIA
- Batted .373 (19-51), 6 2B, 3 HR and 26 RBI with RISP and two outs
- Hit .389 (7-18), 3 2B and 16 RBI with the bases loaded
- Defensively, made starts in RF (95) and CF (59)

2017

- Selected as an NL All-Star starter for the third straight year
- 14 of his 29 HR came with two strikes, which ranked T-1st in the NL (T-8th in MLB)
- Posted a career-high 19-game hitting streak (.429 AVG), 7/1-27
- Was limited to 111 games; suffered a hyperextended left knee on 8/12 vs SF
- Was on the IL from 8/13-9/25

- At the time of his injury, ranked 1st in the NL in go-ahead RBI (29), 2nd in OPS (1.034) & runs scored (92), T-3rd in game-winning RBI (14), 4th in AVG (.326), OBP (.419), SLG (.614) & total bases (247), T-4th in HR (29), 5th in XBH (57), T-5th in walks (66), 6th in RBI (87) and T-8th in doubles (27)
- Homered on Opening Day, 4/3 vs MIA, which was his 5th career Opening Day HR
- Named NL Player of the Week on 4/23
- Slugged two walk-off HR, both against Philadelphia: 4/16 (Joaquin Benoit) and 5/13 (Edubray Ramos)
- Hit his 150th career HR on 8/7 at MIA; became the 14th player in MLB history (since 1913) to hit 150 career HR before turning 25 years old
- At the time, only two active ML players had reached 150 HR at a younger age: Albert Pujols (24 years, 212 days) and Giancarlo Stanton (24 years, 290 days)
- Had three multi-HR games in July, tying a franchise record (MTL/WSH) for one calendar month (Rusty Staub, August 1970 and Vladimir Guerrero, September 2000)
- Served a suspension from 5/31-6/3
- Homered in Game 2 of the NLDS on 10/7 vs CHI
- Reached base safely in four of his five postseason games

2016

- Started for the NL All-Star team for the third time in his career (fourth career All-Star selection); went 1-for-2 with a double
- Received 2,865,095 fan votes, which was the highest vote total among all NL outfielders
- Joined Hall of Famers Gary Carter (4) and Andre Dawson (3) as the only players in franchise history (MTL/WSH) to earn at least three fan elections to the All-Star Game
- Posted his first career 20 HR/20 SB season; had a career-high 21 steals
- Ranked T-4th in MLB (T-2nd in the NL) with 108 walks
- Was intentionally walked 20 times, which led the majors and was a WSH record for a single season
- Named NL Player of the Month in April after hitting .286, 9 HR, 24 RBI, 17 BB, 5 SB and 16 R
- Also named NL Player of the Week, 4/11-17
- Clubbed his 100th career HR (first career grand slam), 4/14 vs ATL (Julio Teheran)
- Homered in a career-best four straight games, 4/14-17
- Homered in all three games at Philadelphia from 4/15-17; dating back to 9/4/15, tied Ernie Banks (1955) as the only visiting players in MLB history to homer in 6 straight games in Philadelphia
- Hit a game-tying, pinch-hit HR in the ninth inning on 4/24 vs MIN (Kevin Jepsen); was his first career pinch HR
- During a four-game series at CHI, 5/5-8, walked 13 times, the most by any player in a four-game series since 1913
- Walked six times in the series finale, setting a modern MLB record (since 1900) for the most plate appearances without an at-bat in a single game; in his seven plate appearances, had six walks and was hit by a pitch
- Missed both games of a doubleheader on 5/14 while serving a suspension

2015

- Was unanimously selected as the NL Most Valuable Player
- Led the majors with 10.0 bWAR and 9.5 fWAR
- Selected to his third NL All-Star team, garnering 13,964,950 fan votes, which was the most votes of any player ever to appear on the NL ballot
- Led MLB in OBP (.460), SLG (.649) and OPS (1.109)
- Among all NL players, finished 1st in runs (118), T-1st in HR (42) and 2nd in walks (124) & AVG (.330)
- Had the highest OBP in a season since 2008 (Chipper Jones, .470), highest SLG since 2009 (Albert Pujols, .658) and highest OPS since 2008 (Albert Pujols, 1.114)
- Became the only player in MLB history with at least 42 HR, 124 walks and 118 runs scored at age 22 or younger
- Was the youngest player in MLB history with at least 42 HR and 124 walks in a season; previous youngest was Babe Ruth, who hit 54 HR and had 150 walks in 1920 (his age-25 season)
- Since 2000, became one of just two players (at the time) to collect at least 42 HR, 124 walks and 118 runs in a season, joining Barry Bonds, who did it in two MVP seasons (2001 and 2004)
- Collected three NL Player of the Week awards and one NL Player of the Month award (May)
- In 26 May games, hit .360 (31-86), 4 2B, 3B, 13 HR, 28 RBI, 22 BB, .495 OBP, .884 SLG and 1.379 OPS
- Ranked 8th among NL outfielders in defensive runs saved (10), according to FanGraphs
- Had 5 multi-HR games, including a 3-homer game (career high) on 5/6 vs MIA; at 22 years, 202 days, became the 10th-youngest player in MLB history to hit 3 HR in a game
- On 7/4 vs SF, became just the seventh player in MLB history to hit 25 HR through the season's true halfway point (81 games) at age 22 or younger
- Did not register a single at-bat on 9/3 vs ATL: walked four times, scored four runs and had an RBI; became the first player since 1920 to do so
- With a two-run HR on 9/5 vs ATL, became the fourth active player (at the time) to reach 500 hits before his 23rd birthday, joining Alex Rodriguez (567 hits prior to age 23), Starlin Castro (529) and Mike Trout (527)
- Hit his 40th HR of the season on 9/16 at Philadelphia
- His 42 HR were the 2nd-most by any LHH age 22 or younger, joining Eddie Mathews (47, 1953) and Mel Ott (42, 1929)
- At 22 years, 335 days, became the 6th-youngest player in MLB history to hit 40 HR in a season; the only players to reach 40 home runs at a younger age were Ott (1929; 20 years, 203 days), Mathews (1953; 21 years, 316 days), Johnny Bench (1970; 22 years, 249 days), Joe DiMaggio (1937; 22 years, 285 days) and Juan Gonzalez (1992; 22 years, 331 days)

2014

- Was limited to 100 games after injuring his left thumb while sliding into 3rd base, 4/25 vs SD
- Had surgery to repair UCL in left thumb, 4/29

HIGHEST SLG ALL-TIME AT CBP (2004-20, min. 200 PA)

1.	BRYCE HARPER	.556
2.	Chipper Jones	.547
3.	Hanley Ramirez	.545
4.	RHYS HOSKINS	.538
5.	J.T. REALMUTO	.537

MOST WALK-OFF, HOME RUNS IN MLB (2013-20)

1.	Josh Donaldson	7
T2.	BRYCE HARPER	6
T2.	Manny Machado	6
T4.	Paul Goldschmidt	5
T4.	Starling Marte	5
T4.	Justin Upton	5

UNANIMOUS MVPs, NL HISTORY

Orlando Cepeda (1967)
Mike Schmidt (1980)
Jeff Bagwell (1994)
Ken Caminiti (1996)
Barry Bonds (2002)
Albert Pujols (2009)
BRYCE HARPER (2015)

YOUNGEST* MVPs, MLB HISTORY

1. Vida Blue (1971) 22 years, 64 days
2. Johnny Bench (1970) 22 years, 298 days
3. Stan Musial (1943) 22 years, 316 days
4. **BRYCE HARPER (2015) 22 years, 353 days**

* Age on final day of respective season

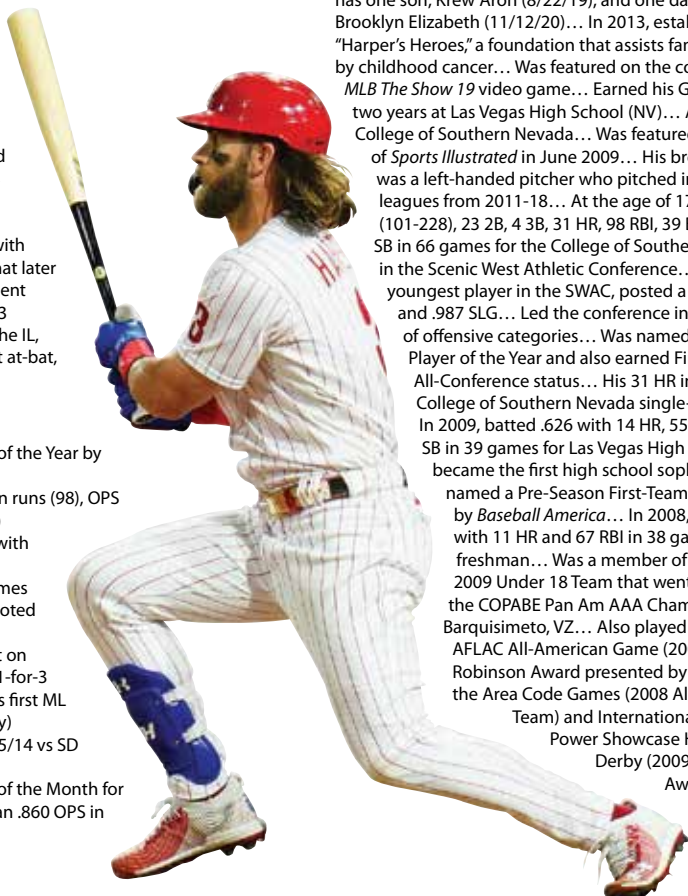
- Was on the IL from 4/26-6/29; included rehab assignments to Potomac (A) and Harrisburg (AA)
- Returned to action on 6/30 after missing 57 games
- 10 of his 13 HR came in his final 47 games
- Over his final 27 games, slashed .319/.379/.532, going 30-for-94 with six HR
- Hit a walk-off HR in the 13th inning on 8/7 vs NYM (Carlos Torres)
- Slugged three HR and slashed .294/.368/.882 in 19 plate appearances over four games during the NLDS against SF

2013

- At the age of 20, became the youngest player to ever start in an All-Star Game for the NL
- Was the runner-up in the Home Run Derby, losing to OAK's Yoenis Cespedes
- Led the NL with a 1.152 OPS in Interleague play
- Posted a .374 OBP and hit 14 of his 20 HR while batting in the 3-hole
- Homered twice on Opening Day, 4/1 vs MIA
- Collected a then career-best 10 total bases on 4/20 at NYM (3-3, 2B, 2 HR, 3 RBI, 3 R and BB)
- Was on the IL from 5/27-6/30; included rehab assignments to Potomac and Harrisburg
- Missed 31 games with left knee bursitis that later required debridement procedure on 10/23
- In his return from the IL, homered in his first at-bat, 7/1 vs MIL

2012

- Named NL Rookie of the Year by the BBWAA
- Led all NL rookies in runs (98), OPS (.817) and XBH (57)
- Began the season with Syracuse (AAA)
- Appeared in 21 games before being promoted on 4/25
- Made his ML debut on 4/28 at LAD; went 1-for-3 and doubled for his first ML hit (Chad Billingsley)
- Hit his first ML HR, 5/14 vs SD (Tim Stauffer)
- Named NL Rookie of the Month for May after posting an .860 OPS in 28 games



- Again named NL Rookie of the Month in September/October after slashing .330/.400/.643 with 18 XBH (8 2B, 3 3B, 7 HR) in 31 games
- Appeared defensively at all three outfield positions
- Played in five NLDS games against STL and hit his first career postseason home run in Game 5 (Adam Wainwright)

2011

- Began his professional career with Hagerstown (A)
- Named a South Atlantic League midseason All-Star
- Promoted to Harrisburg on 7/4
- Selected to the U.S. Team for the All-Star Futures Game at Chase Field
- Was on the IL from 8/19-end of season with a right hamstring strain
- Following the season, was named the top prospect in the Eastern League by *Baseball America*
- Played for Scottsdale in the Arizona Fall League and hit .322 with six HR and 26 RBI in 24 games

2010

- Participated in Florida Instructional League
- Following the season, played for Scottsdale in the AFL, where he hit .343 in nine games and helped lead the team to the AFL championship

PERSONAL

Bryce Aron Max Harper... Married Kayla Varner (12/16/16); has one son, Krew Aron (8/22/19), and one daughter, Brooklyn Elizabeth (11/12/20)... In 2013, established "Harper's Heroes," a foundation that assists families affected by childhood cancer... Was featured on the cover of Sony's *MLB The Show 19* video game... Earned his GED after just two years at Las Vegas High School (NV)... Attended College of Southern Nevada... Was featured on the cover of *Sports Illustrated* in June 2009... His brother Bryan was a left-handed pitcher who pitched in the minor leagues from 2011-18... At the age of 17, hit .443 (101-228), 23 2B, 4 3B, 31 HR, 98 RBI, 39 BB and 20 SB in 66 games for the College of Southern Nevada in the Scenic West Athletic Conference... As the youngest player in the SWAC, posted a .526 OBP and .987 SLG... Led the conference in a number of offensive categories... Was named 2010 SWAC Player of the Year and also earned First-Team SWAC All-Conference status... His 31 HR in 2010 set a College of Southern Nevada single-season mark... In 2009, batted .626 with 14 HR, 55 RBI and 36 SB in 39 games for Las Vegas High School and became the first high school sophomore ever named a Pre-Season First-Team All-American by *Baseball America*... In 2008, hit .590 with 11 HR and 67 RBI in 38 games as a freshman... Was a member of USA Baseball's 2009 Under 18 Team that went 8-0 to claim the COPABE Pan Am AAA Championships in Barquisimeto, VZ... Also played in the 2009 AFLAC All-American Game (2009 Jackie Robinson Award presented by AFLAC), the Area Code Games (2008 All-Area Code Team) and International High School Power Showcase Home Run Derby (2009 Ryan Howard Award)... **Signed by: Mitch Sokol**

BRYCE HARPER'S CAREER STATISTICS

YEAR	CLUB	AVG	G	AB	R	H	2B	3B	HR	RBI	SH	SF	HP	BB	SO	SB	CS	OBP	SLG	OPS	E
2011	Hagerstown	.318	72	258	49	82	17	1	14	46	0	0	3	44	61	19	5	.423	.554	.977	5
	Harrisburg	.256	37	129	14	33	7	1	3	12	1	2	0	15	26	7	2	.329	.395	.724	3
2012	Syracuse	.243	21	74	8	18	4	1	1	3	1	0	0	9	14	1	1	.325	.365	.690	4
	WASHINGTON	.270	139	533	98	144	26	9	22	59	3	3	2	56	120	18	6	.340	.477	.817	7
2013	WASHINGTON	.274	118	424	71	116	24	3	20	58	3	4	5	61	94	11	4	.368	.486	.854	6
	Potomac+	.500	2	4	2	2	1	0	1	1	0	0	0	1	1	0	0	.600	1.500	2.100	0
	Harrisburg+	.286	2	7	3	2	0	1	0	2	0	0	0	2	3	0	0	.444	.571	1.016	0
2014	WASHINGTON	.273	100	352	41	96	10	2	13	32	3	1	1	38	104	2	2	.344	.423	.768	4
	Potomac+	.750	2	4	3	3	0	0	1	4	0	0	0	2	0	0	0	.833	1.500	2.333	0
	Harrisburg+	.600	3	10	4	6	1	0	3	7	0	0	0	3	1	2	2	.692	1.600	2.292	0
2015	WASHINGTON	.330	153	521	*118	172	38	1	#42	99	0	4	5	124	131	6	4	*460	*649	*1,109	7
2016	WASHINGTON	.243	147	506	84	123	24	2	24	86	0	10	3	108	117	21	10	.373	.441	.814	2
2017	WASHINGTON	.319	111	420	95	134	27	1	29	87	0	3	1	68	99	4	2	.413	.595	1.008	2
2018	WASHINGTON	.249	159	550	103	137	34	0	34	100	0	9	6	*130	169	13	3	.393	.496	.889	3
2019	PHILLIES	.260	157	573	98	149	36	1	35	114	0	4	6	99	178	15	3	.372	.510	.882	5
2020	PHILLIES	.268	58	190	41	51	9	2	13	33	1	2	2	*49	43	8	2	.420	.542	.962	1
Minors Totals		.300	139	486	83	146	30	4	23	75	2	2	3	76	106	29	10	.397	.521	.917	12
ML	Totals	.276	1142	4069	749	1122	228	21	232	668	10	40	31	733	1055	98	36	.387	.513	.900	37

* League leader
Tied for league lead
+ Rehab assignment

HARPER'S DIVISION SERIES STATISTICS

YEAR	CLUB, OPP	AVG	G	AB	R	H	2B	3B	HR	RBI	SH	SF	HP	BB	SO	SB	CS	OBP	SLG	OPS	E
2012	WSH, STL	.130	5	23	2	3	1	1	1	2	0	0	0	0	8	0	0	.130	.391	.522	0
2014	WSH, SF	.294	4	17	4	5	1	0	3	4	0	0	0	2	3	0	0	.368	.882	1.251	0
2016	WSH, LAD	.235	5	17	4	4	1	0	0	1	0	0	1	6	6	3	0	.458	.294	.752	0
2017	WSH, CHI	.211	5	19	2	4	1	0	1	3	0	1	0	3	6	1	0	.304	.421	.725	0
DS	Totals	.211	19	76	12	16	4	1	5	10	0	1	1	11	23	4	0	.315	.487	.801	0

HARPER'S ALL-STAR GAME STATISTICS

YEAR	CLUB, SITE	AVG	G	AB	R	H	2B	3B	HR	RBI	SH	SF	HP	BB	SO	SB	CS	OBP	SLG	OPS	E
2012	NL, KC	.000	1	1	0	0	0	0	0	0	0	0	0	1	1	0	0	.500	.000	.500	0
2013	NL, NYM	.000	1	2	0	0	0	0	0	0	0	0	0	0	0	0	0	.000	.000	.000	0
2015	NL, CIN	.000	1	3	0	0	0	0	0	0	0	0	0	2	0	0	0	.000	.000	.000	0
2016	NL, SD	.500	1	2	0	1	1	0	0	0	0	0	0	0	0	0	0	.500	1.000	1.500	0
2017	NL, MIA	1.000	1	1	0	1	0	0	0	0	0	0	0	1	0	0	0	1.000	1.000	2.000	0
2018	NL, WSH	.000	1	2	0	0	0	0	0	0	0	0	0	2	0	0	0	.000	.000	.000	0
ASG	Totals	.182	6	11	0	2	1	0	0	0	0	0	0	2	5	0	0	.308	.273	.580	0

HARPER'S CAREER TRANSACTIONS

- Selected by Washington Nationals in 1st round (1st overall) of June 2010 draft
- On injured list with left knee bursitis, May 27-June 30, 2013; included rehab assignments to Potomac, June 25-26, and Harrisburg, June 27-30
- On injured list with a left thumb sprain, April 26-June 29, 2014; included rehab assignments to Potomac, June 23-25, and Harrisburg, June 26-29
- On injured list with a hyperextended left knee, August 13-September 25, 2017
- Signed by Philadelphia as a free agent, March 2, 2019

HARPER'S CAREER FIELDING

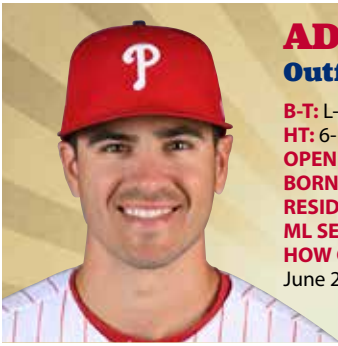
POSITION	PCT	G	PO	A	E	TC	DP
Outfield	.983	1111	2041	68	37	2146	10
First base	---	1	0	0	0	0	0

HARPER'S GAME HIGHS

HITS: 5 – 4/19/19 at COL... **RUNS:** 4 – 5 times, last: 9/23/20 at WSH... **DOUBLES:** 3 – 6/24/18 vs PHI... **TRIPLES:** 1... **HOME RUNS:** 3 – 5/6/15 vs MIA... **RBI:** 5 – 5 times, last: 7/16/19 vs LAD... **WALKS:** 6 – 5/8/16 at CHI... **STOLEN BASES:** 2 – 7 times, last: 9/6/20 at NYM... **HITTING STREAK:** 19 games – 7/1-27/17

HARPER'S NOTABLE HOMERS

GRAND SLAMS: 5 – 4/14/16 vs ATL (Julio Teheran); 4/19/16 at MIA (Chris Narveson); 4/19/17 at ATL (Julio Teheran); 5/7/19 at STL (Dakota Hudson); 8/15/19 vs CHI (Derek Holland)... **INSIDE-THE-PARK HR:** None... **LEADOFF HR:** 2 – 5/2/18 vs PIT (Iván Nova); 5/4/18 vs PHI (Nick Pietvetta)... **PINCH HR:** 2 – 4/24/16 vs MIN (Kevin Jepsen); 9/24/19 at WSH (Hunter Strickland)... **WALK-OFF HR:** 6 – 7/25/13 vs PIT (Bryan Morris); 8/7/14 vs NYM (Carlos Torres); 5/9/15 vs ATL (Cody Martin); 4/16/17 vs PHI (Joaquin Benoit); 5/13/17 vs PHI (Edubray Ramos); 8/15/19 vs CHI (Derek Holland)



ADAM HASELEY

Outfielder

40

B-T: L-L

HT: 6-1; **WT:** 190

OPENING DAY AGE: 24

BORN: April 12, 1996, Orlando, FL

RESIDES: Windermere, FL

ML SERVICE: 1 year, 118 days

HOW OBTAINED: Selected by Phillies in 1st round (8th overall) of June 2017 draft

@adamhaseley7

2020

- Made his first career Opening Day roster
- Collected a career-high four hits on 7/26 vs MIA; also tied his career high with two doubles
- Was on the 10-day IL with a left wrist sprain, 8/12-21
- Collected at least one RBI in four straight games, 9/15-19, tying his career-best RBI streak (4 G, 7/17-20/19)
- From 9/10-end of season, was 7-for-13 (.538 AVG), 2B, 10 RBI, BB (1BB), SF, SH in 16 plate appearances with RISP
- Hit .291 (16-55) against NL East opponents
- Played LF (11 games/3 starts), CF (24 games/19 starts) and RF (9 games/1 start)

2019

- Had three stints with the Phillies: 6/4-7, 7/13-8/7 and 8/9-end of season
- Among all NL rookies, ranked T-3rd in OF assists (4)
- Was a non-roster invitee to ML spring training
- Began the season with Reading (AA)
- Named Phillies Minor League Player of the Week, 4/29-5/5
- Selected as Phillies Minor League Hitter of the Month for May
- Promoted to Lehigh Valley (AAA) on 5/29
- In 62 combined minor league games between Reading and Lehigh Valley, slashed .275/.360/.481
- Had his contract selected on 6/4 and made his debut that night at SD
- Collected his first ML hit, RBI, run and walk on 6/5 at SD; doubled off Craig Stammen in the eighth inning for his first ML hit
- Was placed on the 10-day IL with a left groin strain, 6/8 (retro to 6/6)
- Reinstated from the IL on 6/27 after a rehab assignment with Reading, 6/24-26, and optioned to Lehigh Valley
- Slugged his first ML HR, 7/18 vs LAD (Ross Stripling)
- Collected at least one RBI in four straight games from 7/17-20
- Batted .300 (18-60), 6 2B, 19 RBI with RISP (65 PA)
- Over his final 31 games of the season (8/26-9/29), hit .304 (31-102), 8 2B, 2 HR, 12 RBI, 8 BB and an .807 OPS
- Made 59 starts with the Phillies: 36 in CF, 15 in LF and eight in RF
- Led all Phillies outfielders with 13 defensive runs saved despite playing just 541.0 innings in the outfield
- His 13 DRS ranked T-5th among all NL outfielders with at least 100.0 defensive innings in the field

2018

- Named the Phillies Minor League Hitting Prospect of the Year by MLB Pipeline
- Chosen as an Organization All-Star by MiLB.com
- Selected as Phillies Minor League Player of the Week, 5/21-27, and Eastern League Player of the Week, 7/9-15
- Led all Phillies minor leaguers in runs scored (77)
- Reached base safely in 33 consecutive games (.395 OBP) from 5/9-6/18, which tied for the longest on-base streak in the Florida State League
- Began the season with Clearwater (A)
- Promoted to Reading on 7/10 for remainder of the season
- Logged his first professional multi-HR game on 7/13 vs Bowie
- Batted .336 (36-107) with RISP across both levels
- Made starts at all three outfield positions
- Following the season, was named the No. 5 prospect in the Phillies organization by *Baseball America*

2017

- Began pro career with Gulf Coast League Phillies (R)
- Named Phillies Minor League Player of the Week, 7/31-8/6
- Went 3-for-4, 2B, R in his pro debut, 6/27 at GCL Yankees West
- Promoted to Williamsport (A) on 6/30
- Slugged first pro HR on 7/7 vs Mahoning Valley
- Had a nine-game hitting streak (.417 AVG, 15-36) from 7/30-8/9
- Hit .343 (12-35) against LHP and batted .462 (6-13) with RISP and two outs
- Promoted to Lakewood (A) on 8/15 for the remainder of the season
- Following the season, was named the No. 5 prospect in the Phillies minor league system and the No. 100 prospect in baseball by *Baseball America*
- Participated in Florida Instructional League

PERSONAL

Adam Donald Haseley... Married Lindsey Rogers (12/30/18)... 2014 graduate of The First Academy (FL)... Attended the University of Virginia... Named a 2017 First-Team All-American by *Baseball America* and Second-Team All-American by *Collegiate Baseball*... Chosen as a finalist for the John Olerud Two-Way Player of the Year Award and a semifinalist for the Golden Spikes Award and the Dick Howser Trophy... In 2017, was a First-Team All-Atlantic Coast Conference honoree... **Hobbies:** Fishing and traveling... **Signed by:** Paul Murphy

ADAM HASELEY'S CAREER STATISTICS

YEAR	CLUB	AVG	G	AB	R	H	2B	3B	HR	RBI	SH	SF	HP	BB	SO	SB	CS	OBP	SLG	OPS	E
2017	GCL Phillies	.583	3	12	3	7	1	1	0	4	0	0	0	2	3	1	1	.643	.833	1.476	0
	Williamsport	.270	37	137	18	37	9	0	2	18	1	2	4	14	28	5	3	.350	.380	.730	1
	Lakewood	.258	18	66	15	17	3	1	1	6	1	1	0	6	13	0	1	.315	.379	.694	0
2018	Clearwater	.300	79	330	54	99	13	5	5	38	1	1	3	19	54	7	3	.343	.415	.758	4
	Reading	.316	39	136	23	43	4	0	6	17	0	2	5	16	19	0	1	.403	.478	.880	1
	Reading	.267	44	165	30	44	8	2	8	21	0	2	2	21	35	4	2	.353	.485	.837	2
2019	Lehigh Valley	.294	18	68	8	20	6	0	2	9	1	0	1	8	14	1	1	.377	.471	.847	1
	PHILLIES	.266	67	222	30	59	14	0	5	26	1	0	5	14	60	4	0	.324	.396	.720	1
	PHILLIES	.278	40	79	7	22	5	0	0	13	3	1	2	7	17	0	0	.348	.342	.690	0
Minors Totals		.292	238	914	151	267	44	9	24	113	4	8	15	86	166	18	12	.360	.439	.798	9
ML	Totals	.269	107	301	37	81	19	0	5	39	4	1	7	21	77	4	0	.330	.382	.712	1

2021 PHILLIES

HASELEY'S CAREER TRANSACTIONS

- Selected by Philadelphia in 1st round (8th overall) of June 2017 draft
- On injured list with a left groin strain, June 6-26, 2019; included rehab assignment to Reading, June 24-26
- On injured list with a left wrist sprain, August 12-21, 2020

HASELEY'S CAREER FIELDING

POSITION	PCT	G	PO	A	E	TC	DP
Outfield	.994	104	163	4	1	168	2

HASELEY'S GAME HIGHS

HITS: 4 – 7/26/20 vs MIA... **RUNS:** 2 – 8 times, last: 9/11/20 at MIA (gm 1)... **DOUBLES:** 2 – 3 times, last: 9/11/20 at MIA (gm 1)...
TRIPLES: None... **HOME RUNS:** 1... **RBI:** 2 – 10 times, last: 9/15/20 vs NYM... **WALKS:** 2 – 4 times, last: 9/12/20 at MIA... **STOLEN BASES:** 1... **HITTING STREAK:** 7 games – 9/27/19-8/5/20





JONATHAN HENNIGAN

Left-Handed Pitcher

83

B-T: L-L

HT: 6-3; **WT:** 191

OPENING DAY AGE: 26

BORN: August 27, 1994, Nacogdoches, TX

RESIDES: Center, TX

HOW OBTAINED: Selected by Phillies in 21st round of June 2016 draft

@jhenn2012

Non-Roster Invitee

2020

- Pitched for Adelaide in the Australian Baseball League

2019

- Began the season with Clearwater (A)
- Named a Florida State League midseason All-Star
- Opened the year with a 12.0-inning scoreless streak
- Logged 62.0 consecutive homerless innings from the beginning of the season through 8/16
- Promoted to Reading (AA) on 5/21 for the remainder of the season

2018

- Began the season with Lakewood (A)
- Named Phillies Minor League Pitcher of the Week, 7/2-8
- Promoted to Clearwater on 7/19 for the remainder of the season
- Opened his stint at Clearwater with an 11.2-inning scoreless streak
- Combined across both levels to hold LHH to a .187 AVG (17-91)
- Overall, posted a 2.39 ERA (14 ER, 52.2 IP) in 37 relief appearances
- Following the season, pitched for Scottsdale in the Arizona Fall League

2017

- Spent the entire season with Lakewood
- Earned his first professional save, 4/7 at Kannapolis
- Posted a 1.64 ERA (2 ER, 11.0 IP) over eight April games
- Struck out six over 3.1 hitless innings, 6/6 vs Kannapolis
- Averaged 12.22 SO/9.0 IP (67 SO, 49.1 IP)
- Held RHH to a .209 AVG (23-110)
- Posted a 2.49 ERA (7 ER, 25.1 IP) in 14 home games compared to a 9.38 ERA (25 ER, 24.0 IP) in 16 road games
- Was on the IL, 8/8-end of season (left shoulder strain)

2016

- Began his pro career with Williamsport (A)
- Allowed two ER in his first 2.0 IP, then surrendered only one ER in his final 12.1 IP (0.73 ERA in 11 games)
- Averaged 11.93 SO/9.0 IP (19 SO, 14.1 IP)
- RHH were 0-for-12 with six strikeouts against him
- Participated in Florida Instructional League

PERSONAL


Jonathan Hennigan... 2013 graduate of Center High School (TX)... Attended Texas State University and Galveston College (TX)... **Signed by:** Steve Cohen

JONATHAN HENNIGAN'S CAREER STATISTICS

YEAR	CLUB	W-L	ERA	G	GS	CG	SHO	SV	IP	H	R	ER	HR	HB	BB	SO	WP	BK	AVG
2016	Williamsport	1-0	1.88	13	0	0	0	0	14.1	8	4	3	1	1	6	19	3	0	.160
2017	Lakewood	1-3	5.84	30	0	0	0	3	49.1	47	35	32	3	2	27	67	4	1	.245
2018	Lakewood	1-1	2.83	22	0	0	0	2	35.0	30	13	11	1	4	14	32	3	0	.238
	Clearwater	0-0	1.53	15	0	0	0	0	17.2	17	6	3	1	1	6	14	3	1	.250
2019	Clearwater	0-1	2.25	14	0	0	0	7	20.0	13	5	5	0	2	6	29	2	0	.178
	Reading	3-4	4.47	31	0	0	0	2	46.1	50	27	23	2	1	28	41	5	0	.275
2020	Did not pitch																		
Minors Totals		6-9	3.79	125	0	0	0	14	182.2	165	90	77	8	11	87	202	20	2	.239

HENNIGAN'S CAREER TRANSACTIONS

- Selected by Philadelphia in 21st round of June 2016 draft



JAKOB HERNANDEZ
Left-Handed Pitcher

84

B-T: L-L
HT: 6-4; **WT:** 267
OPENING DAY AGE: 24
BORN: May 19, 1996, Parker, CO
RESIDES: Georgetown, TX
HOW OBTAINED: Selected by Phillies in 21st round of June 2017 draft

Non-Roster Invitee

2020

- Did not pitch

2019

- Spent the entire season with Reading (AA)
- Ranked 3rd among Eastern League pitchers in games (47)
- Posted a 1.00 WHIP
- In 23 road games, posted a 0.59 ERA (2 ER, 30.1 IP)
- Limited opponents to a .163 AVG (8-49) with RISP
- Tossed 2.0 or more innings in 18 of his relief appearances

2018

- Spent the entire season with Clearwater (A)
- Named a Florida State League midseason All-Star
- Averaged 11.72 SO/9.0 IP (92 SO, 70.2 IP), the highest mark among qualifying FSL relievers

- Ranked 3rd in the FSL in holds (8) and 5th in appearances (43)
- Selected as Phillies Minor League Pitcher of the Week, 4/30-5/6
- Pitched at least 2.0 innings in 20 of his 43 relief outings

2017

- Began his professional career with Gulf Coast League Phillies (R)
- Earned first pro win, 8/3 at GCL Yankees East
- Participated in Florida Instructional League

PERSONAL

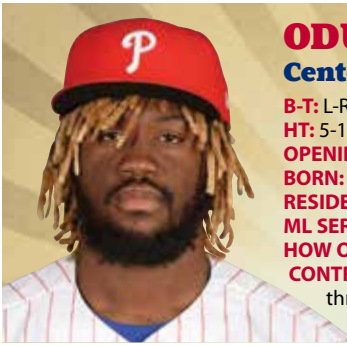
Jakob Hernandez... 2014 graduate of Chaparral High School (CO)... Attended University of Texas at Arlington and Seward County Community College (KS)... **Signed by:** Brian Kohlscheen

JAKOB HERNANDEZ'S CAREER STATISTICS

YEAR	CLUB	W-L	ERA	G	GS	CG	SHO	SV	IP	H	R	ER	HR	HB	BB	SO	WP	BK	AVG
2017	GCL Phillies	1-0	1.64	9	0	0	0	1	11.0	9	3	2	0	1	0	15	1	0	.237
2018	Clearwater	3-3	2.80	43	0	0	0	5	70.2	61	26	22	2	3	31	92	14	0	.242
2019	Reading	5-1	1.68	47	1	0	0	5	69.2	43	14	13	4	0	27	73	5	0	.178
2020	Did not pitch																		
Minors Totals		9-4	2.20	99	1	0	0	11	151.1	113	43	37	6	4	58	180	20	0	.212

HERNANDEZ'S CAREER TRANSACTIONS

- Selected by Philadelphia in 21st round of June 2017 draft



ODÚBEL HERRERA

Center Fielder

B-T: L-R

HT: 5-11; **WT:** 220

OPENING DAY AGE: 29

BORN: December 29, 1991, San José, VZ

RESIDES: San José, VZ

ML SERVICE: 4 years, 88 days

HOW OBTAINED: Selected from Texas Rangers in Rule 5 draft, 12/11/14

CONTRACT STATUS: Signed a five-year contract, 12/16/16, taking him through 2021 with club options for 2022 and 2023

37

[@odubelherrera1](#)

[@odubel_herrera](#)

Non-Roster Invitee

2020

- Did not play
- Appeared in two games with Cibao in the Dominican Winter League

2019

- Made his fifth consecutive Opening Day roster
- Posted a .280/.269/.320 slash line in 26 PA against LHP and a .208/.292/.347 slash line in 113 PA against RHP
- Was on the 10-day IL with a right hamstring strain, 4/18-5/3
- Placed on the restricted list on 5/28 and was suspended 85 games by Major League Baseball on 7/5 for violating MLB's Joint Domestic Violence, Sexual Assault and Child Abuse Policy

2018

- Among all NL players, ranked T-9th in infield hits (20)
- Reached base safely in a career-high 45 straight games (9/27/17-5/19/18), the 4th-longest on-base streak in franchise history
- Reached base safely in each of his first 41 games to start the season, the longest on-base streak by a Phillie player in the modern era (since 1900) to begin a season
- Among all NL center fielders, finished T-2nd in HR (21) and T-3rd in RBI (65)
- Ranked T-6th in the NL with 13 go-ahead HR
- Set single-season career highs in HR (22), RBI (71), go-ahead RBI (20) and game-winning RBI (7)
- Made his fourth Opening Day roster
- Had an 11-game hitting streak, 4/16-28, tied for the longest of the season by a Phillie
- Logged his first two career multi-homer games: 4/27 vs ATL and 5/7 vs SF; also collected a career-high five RBI, 5/7
- Collected his 500th career hit and 100th career double in the same game: 5/6 at WSH
- Played in his 500th career game on 6/3
- Homered in a career-high five straight games, 6/17-22, tying a franchise record; no Phillies CF had ever homered in more than four straight games before him
- Joined Babe Ruth (1921), Barry Bonds (2001, 2003), Jim Thome (2002) and Jim Edmonds (2004) as the only players with a 5-game HR streak and 40-game on-base streak in a single season
- On 6/22 at WSH, tied a career high with four hits and four runs scored
- With seven HR in June, set a career high for a single calendar month
- With his HR on 7/10 at NYM, in his 87th game of the season, set a new career high, surpassing his previous best of 15 HR in 2016

- Became the first Phillie with 100 hits before the All-Star break since 2014 (Chase Utley – 104)
- Became one of just two Phillies CF to have at least 15 HR and 50 RBI before the All-Star break (Willie Montanez, 16 HR and 59 RBI in 1971)
- On 8/28 vs WSH, became the first player to ever homer off Max Scherzer in consecutive starts of his
- Was the fastest Phillies player to reach 500 career hits (476 games) since Chase Utley in 2007 (474 games)
- Was the first Phillies CF with a 20-homer season since 2007 (Aaron Rowand – 27)
- Batted .288 (38-132) vs LHP, which ranked 6th among left-handed hitters in MLB (min. 135 PA)

2017

- Finished 3rd in the NL in doubles (42), T-7th in bunt hits (5) and T-10th in infield hits (21)
- Became the first Phillie with 40 doubles in a season since 2010 (Jayson Werth)
- Prior to the season, played for Team Venezuela in the World Baseball Classic
- Led MLB with a career-best 21-game hitting streak, 7/28-9/8 (.380, 30-79); longest by a Phillie since 2006, when Chase Utley had a 35-game hit streak
- Led the team in doubles, XBH (59) and total bases (238)
- Was the fastest Phillie to 30 doubles in a season (92 G), matching Jayson Werth in 2010
- Made his second consecutive Opening Day start
- Had three 3-hit games in an 8-game span, 6/4-11, after having none through his first 51 games of the season
- Homered in three straight games: 7/9 vs SD and 7/14-15 at MIL
- Hit a career-high two triples, 8/9 at ATL
- Batted .321 (34-106), 13 2B, 3B, 2 HR, 14 RBI, .351 OBP, .519 SLG and .870 OPS in June
- His 13 doubles in June were tied for the most among all MLB players in the month (CLE's José Ramírez) and fell one short of the Phillies record for doubles in the month (Pinky Whitney had 14 in June of 1931)
- Became the first Phillie since 1900 with 12 XBH in a row (10 2B, 2 HR), 6/3-8; became the first Phillie in the modern era (since 1900) to do so and the first to collect 11 XBH over a five-game span and have two doubles in three consecutive games (6/3-5)
- Became the first Phillie since 1952 (Del Ennis) to record three XBH in consecutive games
- Was the first ML player since 2005 (Travis Hafner) with two doubles and a HR in consecutive games, 6/4-5
- Had an XBH in 5 straight AB (3 2B, 2 HR), 6/4-5, becoming the first Phillie to do so since June of 2006 (Ryan Howard)
- Was on the 10-day IL, 8/18-9/3 (strained left hamstring) and appeared in one rehab game with Reading (AA) and one with Lehigh Valley (AAA)

2016

- Named to his first career NL All-Star team (0-1), becoming the first Phillie everyday CF to be selected since 2011 (Shane Victorino)
- Ranked T-3rd in the NL in games (159), 4th in OF assists (11), T-4th in infield hits (27), 5th in singles (125) and T-8th in four-hit games (3)
- Led the team in games, hits (167), runs (87) and SB (25)
- Among NL center fielders, ranked 1st in games (155), 2nd in hits (164), runs (84) & OF assists (11), 3rd in walks (63), total bases (242) & OBP (.360), T-3rd in SB (24) and 4th in AVG (.285)
- Made his second career Opening Day roster
- Was the Phillies' nominee for the Hank Aaron Award, marking his second straight nomination
- Became the first Phillie to have at least 15 HR and 25 infield hits in a season since 2006 (Chase Utley; 32 HR, 25 infield hits)
- Reached base safely in 21 straight games, 4/8-30 (.495 OBP)
- Had two separate hitting streaks of at least 10 games (11 G, 4/8-30 and 10 G, 5/2-12)
- Walked in seven straight games, 4/14-20, which was the longest streak by a Phillie since 2012 (Hunter Pence – 7 G)
- Batted safely in 20 straight road games, 4/8-5/23 (.403, 2B, 3B, 3 HR, 9 RBI, 17 R) and reached base safely in 24 straight (4/8-5/28)
- Maintained a .300 or better AVG and a .400 or better OBP for 47 straight games (4/29-6/19), which was the longest streak by a Phillie since 2007, when Chase Utley did it for 49 straight games (7/4-9/30)
- Became the first Phillie since 1900 to score four runs, hit a HR and collect two SB or more, 4/23 at MIL
- Was successful in his final 13 stolen base attempts of the season (since 7/23)
- His 4.2 bWAR was the best by a Phillies outfielder since Shane Victorino in 2011 (5.4)

2015

- Among NL rookies, finished 1st in infield hits (23), T-1st in SB (16) & 4-hit games (2), 2nd in AVG (.297), doubles (30), singles (106) & 3-hit games (14), 3rd in hits (147), total bases (207) & AB (495), T-3rd in OF assists (5), 4th in runs (64), games (147), HBP (8), bunt hits (5) & times on base (183), T-4th in multi-hit games (34), 7th in OBP (.344), T-7th in XBH (41) & go-ahead RBI (10) and T-9th in game-winning RBI (6)
- Among NL center fielders, T-4th in doubles and ranked 5th in hits & total bases
- Led the team in doubles and runs and tied for the lead in hits and total bases
- Made his ML debut on Opening Day, 4/6 vs BOS, as the starting CF
- Collected his first ML hit and RBI in walk-off fashion, 4/11 vs WSH
- On 4/15 at NYM, became the first Phillies rookie to collect three XBH (2 2B, 3B) in a game since 8/8/98 (Bobby Estalella – 2B, 2 HR)
- Slugged his first ML HR, 5/11 vs PIT (Mark Melancon)
- Had a 13-game hitting streak, 7/25-8/10; it was the 2nd-longest among all NL rookies (CHI's Kris Bryant – 14 games)
- Collected a career-best four hits twice: 8/30 vs SD and 9/29 vs NYM; was the first Phillies rookie to have two four-hit games since 2003 (Marlon Byrd – 3)
- Batted .339 (94-277) over his final 79 games, which raised his season AVG from .243 to .297
- Became the first Phillies rookie with at least 30 2B and 15 SB since 1997 (Scott Rolen)
- Was the first ML rookie to hit at least .297 with 30 2B and 16 SB since 2001 (Ichiro Suzuki)

- Made 121 starts, all in CF
- Was the Phillies nominee for the Hank Aaron Award
- Following the season, played in 11 games for La Guaira in the Venezuelan Winter League (.426, 2 2B, 5 RBI, 4 SB)

2014

- Began the season with Myrtle Beach (A)
- Promoted to Frisco (AA) on 5/12
- Won the Texas League batting title with a .321 AVG (118-368)
- Named a TL midseason and postseason All-Star
- Combined to hit .355 (71-201) between June and July
- Batted .346 with RISP (37-107)
- Following the season, led the VWL in AVG (.372) in 58 games for La Guaira; also finished 2nd in hits (77) & OBP (.432), 3rd in SLG (.556) and 4th in XBH (23) & SB (8)

2013

- Began the season with Frisco
- Was a TL midseason All-Star despite opening the season as the 7th-youngest player in the league
- Batted .233 (35-150) over his first 36 games, then hit .317 (33-104) over his next 28 games
- Was transferred on 8/1 to Myrtle Beach, where he reached base safely via hit or walk in 23 of 29 games

2012

- Spent the entire season with Myrtle Beach, primarily as the team's leadoff hitter
- Split time between 2nd base and SS
- Batted .326 (43-132) vs RHP and .269 (99-368) vs LHP
- Had a professional-best 22-game hit streak (.337, 28-83), 5/6-6/1, the longest of the season in the Carolina League
- Collected 15 XBH (11 2B, 3B, 3 HR) over his final 49 games after having just 17 (10 2B, 5 3B, 2 HR) in his first 77 games

2011

- Played for Hickory (A)
- Named to the South Atlantic League postseason All-Star team
- Finished 4th in the SAL in both AVG (.306) and SB (34)
- Batted .321 (45-140) vs LHP and .299 (97-324) vs RHP
- Hit .328 (45-137) with RISP

2010

- Split the season between Arizona League Rangers (R) and Spokane (A)
- Named an AZL postseason All-Star
- Ranked T-2nd in the AZL in hits (60), 5th in AVG (.337) and T-7th in RBI (31)
- Combined to hit .332 (62-187) between both levels
- Batted .351 (20-57) with RISP
- Promoted to Spokane on 9/1

2009

- Made his pro debut with the Dominican Summer League Rangers (R)
- Led the team in walks (39) and T-1st in hits (58)

PERSONAL

Odúbel David Herrera (pronounced oh-DOO-bull her-RAIR-uh)... Has two daughters, Ana Paula (9/24/15) and Danna Victoria... 2008 graduate of Unidad Educativa Estadal Juan Pedro Chourio León, where he played baseball and volleyball... Was a standout volleyball player as a prep student... **Hobbies:** Watching TV shows and checking various social media outlets... **Signed by:** Rafic Saab

ODÚBEL HERRERA'S CAREER STATISTICS

YEAR	CLUB	AVG	G	AB	R	H	2B	3B	HR	RBI	SH	SF	HP	BB	SO	SB	CS	OBP	SLG	OPS	E
2009	DSL Rangers	.280	58	207	47	58	9	1	0	24	2	6	6	39	39	21	10	.399	.333	.732	34
2010	AZL Rangers	.337	48	178	33	60	7	4	0	31	2	2	2	16	27	8	5	.394	.421	.815	8
	Spokane	.222	4	9	0	2	1	0	0	0	0	0	0	0	1	0	0	.222	.333	.555	0
2011	Hickory	.306	119	464	72	142	26	3	3	56	7	2	8	24	78	34	11	.349	.394	.743	17
2012	Myrtle Beach	.284	126	500	72	142	22	6	5	46	7	4	7	33	99	27	7	.335	.382	.717	41
2013	Frisco	.257	101	389	37	100	12	7	2	30	3	2	1	17	67	15	5	.289	.339	.628	11
	Myrtle Beach	.295	29	95	13	28	2	1	1	5	2	1	1	16	19	2	2	.398	.368	.766	8
2014	Myrtle Beach	.297	29	111	26	33	3	1	0	11	1	2	0	23	21	9	3	.412	.342	.754	1
	Frisco	*.321	96	368	47	118	16	4	2	48	6	2	3	29	70	12	7	.373	.402	.775	9
2015	PHILLIES	.297	147	495	64	147	30	3	8	41	5	1	8	28	129	16	8	.344	.418	.762	5
2016	PHILLIES	.286	159	583	87	167	21	6	15	49	2	2	6	63	134	25	7	.361	.420	.781	9
2017	PHILLIES	.281	138	526	67	148	42	3	14	56	0	2	4	31	126	8	5	.325	.452	.778	2
	Reading+	1.000	1	2	2	2	0	0	1	2	0	0	0	1	0	0	0	1.000	2.500	3.500	1
	Lehigh Valley+	.250	1	4	1	1	0	0	0	0	0	0	0	0	0	0	0	.250	.250	.500	0
2018	PHILLIES	.255	148	550	64	140	19	3	22	71	1	1	7	38	122	5	2	.310	.420	.730	3
2019	PHILLIES	.222	39	126	12	28	10	1	1	16	0	1	1	11	33	2	2	.288	.341	.629	0
2020	Did not play																				
Minors Totals		.295	612	2327	350	686	98	27	14	253	30	21	28	198	421	128	50	.354	.378	.732	130
ML Totals		.276	631	2280	294	630	122	16	60	233	8	7	26	171	544	56	24	.333	.423	.756	19

* League leader
+ Rehab assignment

HERRERA'S ALL-STAR GAME STATISTICS

YEAR	CLUB, SITE	AVG	G	AB	R	H	2B	3B	HR	RBI	SH	SF	HP	BB	SO	SB	CS	OBP	SLG	OPS	E
2016	NL, SD	.000	1	1	0	0	0	0	0	0	0	0	0	0	0	0	0	.000	.000	.000	0

HERRERA'S WORLD BASEBALL CLASSIC STATISTICS

YEAR	CLUB	AVG	G	AB	R	H	2B	3B	HR	RBI	SH	SF	HP	BB	SO	SB	CS	OBP	SLG	OPS	E
2017	Venezuela	.091	5	11	2	1	0	0	0	0	0	0	1	2	1	0	0	.286	.091	.377	0

HERRERA'S CAREER TRANSACTIONS

- Signed by Texas Rangers as an amateur free agent, July 3, 2008
- Selected by Philadelphia in Rule 5 draft, December 11, 2014
- On injured with a left hamstring strain, August 18-September 3, 2017; included rehab assignments to Reading, 8/31, and Lehigh Valley, 9/3
- On injured list with a right hamstring strain, April 18-May 3, 2019

HERRERA'S CAREER FIELDING

POSITION	PCT	G	PO	A	E	TC	DP
Outfield	.987	606	1416	24	19	1459	9

HERRERA'S GAME HIGHS

HITS: 4 – 7 times, last: 6/22/18 at WSH... **RUNS:** 4 – 2 times, last: 6/22/18 at WSH... **DOUBLES:** 3 – 4/2/19 at WSH... **TRIPLES:** 2 – 8/9/17 at ATL... **HOME RUNS:** 2 – 2 times, last: 5/7/18 vs SF... **RBI:** 5 – 5/7/18 vs SF... **WALKS:** 3 – 3 times, last: 5/9/18 vs SF... **STOLEN BASES:** 2 – 7 times, last: 8/8/17 at ATL... **HITTING STREAK:** 21 games – 7/28-9/8/17

HERRERA'S NOTABLE HOMERS

GRAND SLAMS: None... **INSIDE-THE-PARK HR:** None... **LEADOFF HR:** 1 – 7/1/16 vs KC (Ian Kennedy)... **PINCH HR:** None... **WALK-OFF HR:** None



RHYS HOSKINS

First Baseman

17

B-T: R-R

HT: 6-4; **WT:** 245

OPENING DAY AGE: 28

BORN: March 17, 1993, Sacramento, CA

RESIDES: Philadelphia, PA

ML SERVICE: 3 years, 53 days

HOW OBTAINED: Selected by Phillies in 5th round of June 2014 draft

@rhyshoskins
 @rhystothehoskins

2020

- Made his third career Opening Day roster
- Had a 21-game on-base streak (.413 OBP), 8/5-26, which tied the longest on-base streak of his career (also: 21 G, 7/10-8/4/18)
- Became the 4th-fastest Phillie in the modern era to reach 175 XBH when he did so in his 391st game on 8/30 vs ATL, behind only Chuck Klein (288 G), Ryan Howard (346 G) and Dick Allen (381 G)
- Homered in three consecutive games, 8/29-31, for the eighth time in his career
- Became the first Phillie in the modern era to have three straight games (8/29-31) with multiple XBH and a HR
- Collected multiple hits in a career-high four consecutive games, 8/29-9/1
- Scored at least one run in seven consecutive games, 8/29-9/5, tying his career-best streak for the third time
- Among all ML players from 8/23-9/11, was T-1st in HR (9) and T-3rd in XBH (13)
- In innings 1-6, hit all 10 of his HR while slashing .295/.444/.648 in 133 plate appearances
- Posted a .341/.509/.732 slash line in 55 plate appearances against LHP
- Was placed on the 10-day IL on 9/13 with a left elbow strain and missed the rest of the season
- Had a successful left elbow UCL repair, 10/2 (Dr. Steve Cohen)

2019

- Among all ML players, ranked 1st in pitches/PA (4.56) & pitches faced (3,218) and among all NL players was 1st in walks (116), T-5th in games (160) and 6th in times on base (256)
- Was selected as the Phillies' nominee for the Roberto Clemente Award for the second consecutive season
- Had 116 walks; was just the 12th time in franchise history that a Phillie had more than 115 walks in a season
- Was the youngest Phillie to ever finish a season with more than 115 walks
- Became the first Phillie with a 25-HR/115-walk season since 2004 (Bobby Abreu)
- With a .903 OPS, became one of only five players in franchise history to post a .900 OPS or higher through 1,000 career plate appearances, joining Chuck Klein (1.043), Ryan Howard (1.025), Dick Allen (.949) and Lefty O'Doul (.934)
- Became the first player in franchise history with at least 60 HR and 145 walks through 1,000 career plate appearances
- Made his second career Opening Day roster; slugged his first career grand slam (Luke Jackson) on 3/28 vs ATL (was also his first career Opening Day HR)
- Was the first Phillie in franchise history to hit a grand slam on Opening Day at home

- Hit his 60th career HR on 4/27 vs MIA in his 229th game; became the 2nd-fastest Phillie ever to reach the 60-HR plateau behind Ryan Howard (209 G) and the 5th-fastest player in ML history, trailing only Aaron Judge (197 G), Gary Sanchez (201 G), Howard and Ryan Braun (212 G)
- Had a career-high four hits on 5/7 at STL
- Became the first Phillies player with 20 HR before the All-Star break since 2013 (Domonic Brown); was the 23rd time in franchise history a player did so
- Was the first Phillie with at least 20 HR and 65 walks prior to the All-Star break since 2008 (Pat Burrell)
- Had 59 RBI and 68 walks before the All-Star break; prior to him (2018-19), the last two Phillies players to record at least 50 RBI and 50 walks before the All-Star break in consecutive seasons were Jim Thome (2003-04) and Bobby Abreu (2003-06)
- Hit his 75th career HR in his 308th game on 7/30 vs SF; became the 3rd-fastest Phillie to hit 75 career HR, trailing only Ryan Howard (240 G) and Chuck Klein (278 G)
- Batted leadoff for the first time in his career, 8/14 vs CHI
- Was ejected on 8/31 vs NYM by home plate umpire Will Little (first career ejection)

2018

- Made his first Opening Day roster
- Ranked 1st in the NL in pitches/PA (4.42), T-4th in GA RBI (29), 7th in walks (87) & XBH (72), T-7th in HR (34), T-8th in doubles (38) and 10th in RBI (96)
- Was the Phillies' nominee for the Hank Aaron Award and Roberto Clemente Award
- 18 of his 34 HR (52.9%) gave the Phillies a lead; was T-2nd in MLB with 18 go-ahead HR (most: OAK's Khris Davis, 21)
- Was one of five players in MLB with at least 70 XBH and 85 walks (also: Alex Bregman, José Ramírez, Matt Carpenter and Paul Goldschmidt)
- Reached 20 career HR in his 247th plate appearance, setting the franchise record for fewest career plate appearances to reach 20 homers
- With his single in the first inning on 4/27 vs ATL, he reached base safely in 50 of his first 100 PA of the season
- Became the first Phillie to post a .500 OBP or better through his first 100 PA of a season since 1989, when Von Hayes reached safely in 51 of his first 100 PA
- His 24 walks were tied for the most by a Phillie by the end of April (since 1913) with Bobby Abreu's 24 walks before the end of April 2006
- Was on the IL from 5/30-6/8 with a fractured jaw
- Homered in his first game back off the IL on 6/9 vs MIL
- Hit his 30th career HR, 6/27 vs NYY, in his 119th game, becoming the fastest Phillie ever to reach 30 career HR (next two fastest: Hall of Famer Chuck Klein in 132 games and Ryan Howard in 134 games)

- On 7/3 vs BAL, collected his 100th and 101st career RBI in his 124th game; it marked the fewest games to start a career with the Phillies to reach 100 RBI (since 1920, when RBI became an official stat), surpassing Chuck Klein (143 G, 1929)
- Reached base safely in a career-high 21 consecutive games, 7/10-8/4, posting a .427 OBP in that span
- Competed in the Home Run Derby at Nationals Park on 7/16; defeated MIL's Jesus Aguilar, 17-12, in the first round before falling in the semifinals to CHI's Kyle Schwarber, 21-20
- Became the first player in HR Derby history to hit 20 HR in the semifinals and his 37 total HR were the 2nd-most HR by a Phillie in Derby history, trailing only Bobby Abreu in 2005 (41)
- Logged his third career multi-HR game, 7/26 at CIN; also had a career-high three XBH in that game
- Drew his 100th career walk, 8/4 vs MIA, in his 151st career game, becoming the fastest Phillie to reach 100 career walks in the modern era (previous: Don Hurst, 170 games, 1928-29)
- On 9/19 vs NYM, slugged the 50th HR of his career, doing so in his 192nd career game; became the 2nd-fastest Phillie to 50 HR (fastest: Ryan Howard, 182 G) and the seventh-fastest in MLB history
- Made 149 starts: 133 in LF, 12 at 1st base and four as the DH
- His .938 OPS (648 PA) was the 2nd-best mark among all Phillies through the first 150 games of a career (dating to 1900), trailing only Hall of Famer Chuck Klein (1.041 OPS)
- Following the season, was part of the MLB Japan All-Star Series (2 HR, 3 RBI in 5 games)

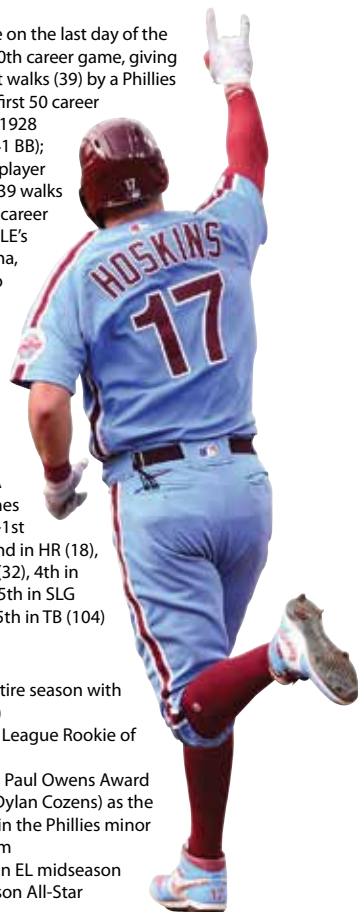
2017

- Finished 4th in NL Rookie of the Year voting despite not making his ML debut until 8/10
- Among NL rookies, finished 5th in walks (37), 6th in HR (18) and 9th in RBI (48)
- His combined 139 RBI between MLB and MiLB were the most among all professional players and he finished 3rd in HR (47) behind Giancarlo Stanton (59) and Aaron Judge (52)
- Began the season with Lehigh Valley (AAA)
- Led the International League in RBI (91), OPS (.966), OBP (.385) & SLG (.581), ranked 2nd in runs (78) & XBH (57), 3rd in HR (29) & total bases (233) and 7th in AVG (.284) & walks (64)
- Named the MVP and Rookie of the Year of the IL
- Selected as an IL midseason and postseason All-Star, his third straight season with an All-Star selection (Eastern League in 2016, South Atlantic League in 2015)
- Started at 1st base for Team USA in the All-Star Futures Game (1-2), 7/9 at Marlins Park
- Set Lehigh Valley's single-season HR record
- Reached base safely in 101 of 115 triple-A games (88%), including 23 straight games, 4/8-5/2
- Had his contract selected on 8/10 and made his ML debut that night vs NYM in a start in LF (0-2, BB)
- At the time of his promotion, ranked 1st in the IL in HR (29), RBI (91), SLG (.581), XBH (57), runs (78) & total bases (233), T-1st in walks (64), 2nd in games (115) and 4th in OBP (.385)
- After making his ML debut on 8/10, led all NL rookies in HR (18), RBI (48), walks (35), OBP (.396), runs (37), SLG (.618), XBH (25) and TB (105)
- His 18 HR were the most by any player in MLB history who made his season debut 8/1 or later; previous record was held by Hall of Famer Ted Williams (13 in 1953)
- Won the NL Rookie of the Month Award for August (.304, 2 2B, 11 HR, 25 RBI, 12 BB, .402 OBP, .747 SLG, 1.149 OPS); led all MLB rookies in August in HR (11) and RBI (25)

- His 11 HR in August were the most by a rookie in a calendar month in Phillies history
- Became the first Phillie ever to reach 40 career RBI in 40 or fewer games and first MLB player since 2001 (Albert Pujols in 36 G)
- Collected his first ML hit (single off Chris Flexen) and RBI, 8/13 vs NYM
- Hit his first two career HR, 8/14 at SD, becoming the first Phillie to hit his first two career HR in one game since 8/21/96 (Scott Rolen at LAD)
- Had a 13-game hitting streak, 8/19-31 (.367 AVG, 8 HR, 20 RBI), which tied for the longest among NL rookies
- Tied a Phillies record by homering in five straight games, 8/23-27; became the fifth Phillie (only rookie) in club history to do it and first since 2008, when Chase Utley did it twice
- Started a 7-4-3 triple play, 8/27 vs CHI, becoming the first Phillies OF to do that since 10/2/64 at CIN (LF Alex Johnson to Bobby Wine to Tony Taylor to Vic Power)
- Collected his 25th RBI in his 19th career game, 8/28 vs ATL, 2nd-fewest games needed to reach 25 RBI among players who made their ML debut since RBI became an official statistic in 1920, behind CHI's Mandy Brooks (17 G)
- Clubbed his 18th career HR in his 34th game, 9/14 vs MIA, the fastest player to reach that many home runs in terms of games played in MLB history
- Became the first Phillies rookie to ever have multiple three-game HR streaks in a season, and he did so in his first 16 ML games
- Made 50 ML starts: 29 in LF and 21 at 1st base
- Walked twice on the last day of the season, his 50th career game, giving him the most walks (39) by a Phillies player in his first 50 career games since 1928 (Don Hurst, 41 BB); the last MLB player with at least 39 walks in his first 50 career games was CLE's Carlos Santana, 2010-11 (also 39 BB)
- From 8/14 through the end of the season, among all MLB hitters, ranked 1st in pitches/PA (4.63) & pitches seen (907), T-1st in RBI (47), 2nd in HR (18), 3rd in walks (32), 4th in OPS (1.071), 5th in SLG (.662) and T-5th in TB (104)

2016

- Spent the entire season with Reading (AA)
- Won Eastern League Rookie of the Year
- Received the Paul Owens Award (along with Dylan Cozens) as the best players in the Phillies minor league system
- Selected as an EL midseason and postseason All-Star



- Finished 2nd among all minor league players in HR (38), 3rd in RBI (116) & total bases (282) and T-9th in XBH (65) & runs (95)
- Led the EL in OPS (.943), was T-1st in SF (9), 2nd in HR, RBI, XBH, SLG (.566), runs, total bases, walks (71) & games (135), T-4th in OBP (.377) and 5th in hits (140) & AB (498)
- Named Phillies Minor League Player of the Month for June (.351, 13 HR, 33 RBI) and was twice named Phillies Minor League Player of the Week: 5/16-22 and 6/6-12
- Selected as EL Player of the Month for June and Player of the Week, 6/6-12
- Named a *Baseball America* Double-A All-Star and Minor League All-Star
- Averaged 1 HR/13.11 AB
- Had a 19-game hitting streak, 4/10-5/2 (.293, 22-75, 5 HR, 18 RBI)
- Had three multi-HR games: 6/4, 7/5 and 8/4
- Following the season, Played for Cibao in the Dominican Winter League

2015

- Led the Phillies minor league system in hits (159), 2B (36), HR (17), total bases (258), runs (86) and games (135), T-1st in RBI (90) and ranked 2nd in AVG (.319)
- Began the season with Lakewood (A)
- Named Phillies Minor League Player of the Month for May (.342, 23 RBI, 18 R, 11 XBH)
- Selected as a South Atlantic League midseason All-Star

2014

- Began his pro career with Williamsport (A)
- T-4th in New York-Penn League in games (70) and T-6th in HR (9) & RBI (40)
- Participated in Florida Instructional League

PERSONAL

Rhys Dean Hoskins (pronounced REES)... Married Jayme Bermudez (11/9/19)... 2011 graduate of Jesuit High School (CA), where he played baseball, football and basketball... Attended California State University, Sacramento... Named 2014 Western Athletic Conference player of the year during his junior season... Was honored with the first Champion of Spirit Award at the Greater Philadelphia Muscular Dystrophy Association Black-N-Blue Ball in 2019... Recipient of the Phillies Community Service Award and club nominee for the Roberto Clemente Award in 2018 and 2019... **Hobbies:** Traveling, hiking, reading and playing with his dog, Rookie (@thelifeofrookie on Instagram)... **Signed by:** Joey Davis

RHYS HOSKINS' CAREER STATISTICS

YEAR	CLUB	AVG	G	AB	R	H	2B	3B	HR	RBI	SH	SF	HP	BB	SO	SB	CS	OBP	SLG	OPS	E
2014	Williamsport	.237	70	245	30	58	15	0	9	40	0	1	6	21	54	3	3	.311	.408	.719	8
2015	Lakewood	.322	68	255	39	82	17	4	9	51	0	2	7	26	50	2	4	.397	.525	.922	4
	Clearwater	.317	67	243	47	77	19	2	8	39	0	2	3	29	49	2	0	.394	.510	.904	7
2016	Reading	.281	135	498	95	140	26	1	38	116	0	#9	11	71	125	8	3	.377	.566	*.943	14
2017	Lehigh Valley	.284	115	401	78	114	24	4	29	*91	0	5	5	64	75	4	2	*.385	*.581	*.966	8
	PHILLIES	.259	50	170	37	44	7	0	18	48	0	2	3	37	46	2	0	.396	.618	1.014	4
2018	PHILLIES	.246	153	558	89	137	38	0	34	96	0	5	9	87	150	5	3	.354	.496	.850	6
2019	PHILLIES	.226	160	570	86	129	33	5	29	85	0	6	11	*116	173	2	2	.364	.454	.819	9
2020	PHILLIES	.245	41	151	35	37	9	0	10	26	0	0	5	29	43	1	0	.384	.503	.887	4
Minors Totals		.287	455	1642	289	471	101	11	93	337	0	19	32	211	353	19	12	.375	.532	.907	41
ML	Totals	.239	404	1449	247	347	87	5	91	255	0	13	28	269	412	10	5	.366	.495	.861	23

* League leader

Tied for league lead

HOSKINS' CAREER TRANSACTIONS

- Selected by Philadelphia in 5th round of June 2014 draft
- On injured list with a fractured jaw, May 30-June 8, 2018
- On injured list with a left elbow strain, September 13, 2020 through the remainder of the season

HOSKINS' CAREER FIELDING

POSITION	PCT	G	PO	A	E	TC	DP
First base	.992	242	1798	172	16	1986	171
Outfield	.976	165	279	7	7	293	0

HOSKINS' GAME HIGHS

HITS: 4 – 5/7/19 at STL... **RUNS:** 3 – 4 times, last: 5/7/19 at STL... **DOUBLES:** 2 – 6 times, last: 9/8/19 at NYM... **TRIPLES:** 1... **HOME RUNS:** 2 – 5 times, last: 9/2/19 at CIN... **RBI:** 5 – 8/23/17 vs MIA... **WALKS:** 3 – 7 times, last: 7/26/20 vs MIA... **STOLEN BASES:** 1... **HITTING STREAK:** 13 games – 8/19-31/17

HOSKINS' NOTABLE HOMERS

GRAND SLAMS: 1 – 3/28/19 vs ATL (Luke Jackson)... **INSIDE-THE-PARK HR:** None... **LEADOFF HR:** None... **PINCH HR:** None... **WALK-OFF HR:** None



SPENCER HOWARD

Right-Handed Pitcher

48

B-T: R-R

HT: 6-3; **WT:** 210

OPENING DAY AGE: 24

BORN: July 28, 1996, San Luis Obispo, CA

RESIDES: Templeton, CA

ML SERVICE: 139 days

HOW OBTAINED: Selected by Phillies in 2nd round of June 2017 draft

2020

- Attended ML spring training and summer camp and began the season at the alternate training site in Lehigh Valley
- Had his contract selected on 8/9 and made his ML debut that day vs ATL in the second game of a doubleheader as the starting pitcher
- Rated as the No. 27 prospect in baseball by *Baseball America* prior to the season; was the first Phillies pitcher so highly ranked in the publication's Top 100 to debut with the club since Cole Hamels (No. 17 in 2004, debuted in 2006) and just the fifth Phillies pitcher ever ranked as high to debut with the club
- On 8/20 at TOR (gm 1), his first career road start, became the first Phillie to take the mound in a major league game in Buffalo since Charlie Ferguson on 9/19/1885
- Earned his first ML win on 8/31 vs WSH
- Was on the 10-day IL, 9/13-23, with right shoulder stiffness
- Following the season, was ranked as the No. 1 prospect in the Phillies organization by *Baseball America*

2019

- Selected as an Organization All-Star by MiLB.com
- In 15 starts overall, posted a 2.03 ERA, 0.83 WHIP, had a .173 OPP AVG and averaged 11.92 SO/9.0 IP
- Posted the lowest WHIP among all Phillies minor league pitchers (min. 70.0 IP)
- Named Florida State League Pitcher of the Week, 7/8-14
- Was selected as Phillies Minor League Pitcher of the Week three times: 4/22-28, 7/8-14 and 8/5-11
- Began the season with Clearwater (A) and finished with Reading (AA)
- Was on the IL, 5/5-7/7, with right shoulder fatigue; included rehab assignments with Gulf Coast League Phillies West and East (R)
- Struck out 10 of the 20 batters he faced in his Reading debut, 7/26 at New Hampshire
- In a postseason start on 9/4 vs Trenton, struck out a professional-best 12 batters
- Pitched for Scottsdale in the Arizona Fall League, posting a 2.11 ERA (5 ER, 21.1 IP), .137 OPP AVG and 27 SO in six starts
- Following the season, was named the No. 1 prospect and rated as having the best fastball in the Phillies minor league system by *Baseball America*

2018

- Led all Phillies minor league pitchers in SO (147)
- Ranked T-1st in the South Atlantic League in SO, T-5th in wins (9) and T-7th in starts (23) & CG (1)
- Led all qualifying SAL starting pitchers with an 11.81 SO/9.0 IP ratio
- Spent entire season with Lakewood (A)
- Named Phillies Minor League Co-Pitcher of the Month for April
- Twice selected as SAL Pitcher of the Week (4/23-29 and 6/25-7/1)
- Named Phillies Minor League Pitcher of the Week, 6/25-7/1
- Logged two 10-strikeout starts: 6/29 vs Hagerstown and 7/25 vs Greensboro
- On 9/7 vs Kannapolis in Game 2 of the SAL Northern Division Championship Series, tossed the third 9.0-inning no-hitter in BlueClaws history (first in the playoffs)
- His line from the no-hitter that helped Lakewood advance to the SAL Championship Series: W, 9.0 IP, BB, HB, 9 SO, 103 pitches
- Won an MiLB Award for "Best Performance" (both the fans' choice and MiLB.com staff choice) for his playoff no-hitter
- Following the season, was named the No. 8 prospect in the Phillies minor league system by *Baseball America*

2017

- Began professional career with Williamsport (A)
- Named Phillies Minor League Pitcher of the Week, 8/21-27
- Earned first pro win on 8/23 (gm 2) vs Auburn
- Had a season-high 10 SO over 4.2 IP, 8/29 vs Auburn
- Averaged 12.71 SO/9.0 IP (40 SO, 28.1 IP)
- Held LHH to a .211 AVG (12-57) and RHH to a .217 AVG (10-46)
- Participated in Florida Instructional League

PERSONAL

Spencer Lee Howard... 2014 graduate of Templeton High School (CA)... Attended California Polytechnic State University, San Luis Obispo... **Hobbies:** Hiking, going to the beach, outdoor activities and playing video games with friends... **Signed by:** Shane Bowers

SPENCER HOWARD'S CAREER STATISTICS

YEAR	CLUB	W-L	ERA	G	GS	CG	SHO	SV	IP	H	R	ER	HR	HB	BB	SO	WP	BK	AVG
2017	Williamsport	1-1	4.45	9	9	0	0	0	28.1	22	15	14	0	2	18	40	5	3	.214
2018	Lakewood	9-8	3.78	23	23	1	0	0	112.0	101	52	47	6	0	40	#147	15	2	.240
2019	Clearwater	2-1	1.29	7	7	0	0	0	35.0	19	5	5	1	2	5	48	0	0	.162
	GCL Phillies-W	0-0	0.00	1	1	0	0	0	3.0	1	0	0	0	0	1	5	0	0	.100
	GCL Phillies-E	0-0	11.57	1	1	0	0	0	2.1	3	3	3	1	1	1	3	0	0	.300
	Reading	1-0	2.35	6	6	0	0	0	30.2	20	9	8	2	2	9	38	3	0	.180
2020	PHILLIES	1-2	5.92	6	6	0	0	0	24.1	30	17	16	6	1	10	23	0	0	.300
Minors Totals		13-10	3.28	47	47	1	0	0	211.1	166	84	77	10	7	74	281	23	5	.215
ML	Totals	1-2	5.92	6	6	0	0	0	24.1	30	17	16	6	1	10	23	0	0	.300

Tied for league lead

HOWARD'S CAREER TRANSACTIONS

- Selected by Philadelphia in 2nd round of June 2017 draft
- On injured list with right shoulder stiffness, September 13-23, 2020

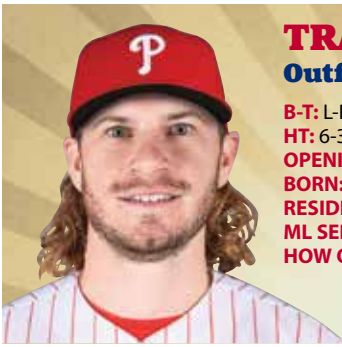
HOWARD'S CAREER FIELDING

POSITION	PCT	G	PO	A	E	TC	DP
Pitcher	1.000	6	3	1	0	4	0

HOWARD'S GAME HIGHS

LOW-HIT CG: N/A... **SHUTOUTS:** N/A... **STRIKEOUTS:** 5 – 2 times, last: 9/12/20 at MIA... **WALKS:** 2 – 4 times, last: 9/12/20 at MIA... **LONGEST OUTING:** 5.0 inn. – 8/31/20 vs WSH... **WINNING STREAK:** N/A... **LOSING STREAK:** N/A... **SCORELESS STREAK:** 4.0 inn. – 8/31/20





TRAVIS JANKOWSKI

Outfielder

9

B-T: L-R

HT: 6-3; **WT:** 190



OPENING DAY AGE: 29

BORN: June 15, 1991, Ephrata, PA

RESIDES: Strasburg, PA

ML SERVICE: 4 years, 73 days

HOW OBTAINED: Signed by Phillies as a minor league free agent, 2/11/21

 @FreddyJ_6
 @freddyj_6

Non-Roster Invitee

2020

- Appeared in 16 games with CIN, his first season with the club
- On 8/26, was optioned to the team's alternate training site, where he remained for the rest of the regular season
- Made his first career postseason appearance, 9/30, in Game 1 of the NL Wild Card Series at ATL (pinch-ran and recorded a SB)

2019

- Missed most of the season while recovering from a fractured left wrist; suffered the injury while diving for a ball in the outfield during a spring training game
- Had rehab assignments at El Paso (AAA) and Lake Elsinore (A)
- Was reinstated from the 60-day IL on 7/22 and optioned to El Paso
- Appeared in 25 games (2 starts) with SD over two stints: 8/16-19 and 9/1-end of season

2018

- Began the season with El Paso
- Was selected as Pacific Coast League Player of the Week, 4/23-29
- On 4/29, was recalled by SD, where he spent the rest of the season
- Led SD in stolen bases (24) and games batting leadoff (70)
- Set career highs in several offensive categories, including AVG (.259), hits (90), HR (4), RBI (17) and OPS (.678)
- On 8/12 vs PHI, became the first SD player with four SB in a game since Everth Cabrera did so on 9/30/12 vs SF

2017

- Made SD's Opening Day roster for the second straight season
- Was on the IL, 4/23-8/3, with a right foot bone bruise; missed 87 games while on the IL
- Had rehab assignments at Arizona League Padres-1 (R), AZL Padres-2 and El Paso

2016

- His career-high 30 SB ranked 2nd among all ML rookies, 8th in the NL and 10th in MLB
- His SB mark was the 5th-highest total by a SD rookie in franchise history
- Made his first career Opening Day roster
- From 7/31-8/26, reached base safely in 24 consecutive games, which was the longest on-base streak by a SD player during the season and the 2nd-longest by a NL rookie (STL's Aledmys Diaz, 26 games)
- Became only the fourth SD player to record a 24-game on-base streak during his rookie season (last: Roberto Alomar, 25 games in 1988)

- Entered the season ranked as the No. 6 prospect in SD's organization by *Baseball America*

2015

- Began the season with San Antonio (AA)
- Was a Texas League midseason All-Star and MiLB.com Organization All-Star
- After the TL All-Star Game, spent three weeks playing for Team USA in the Pan Am Games in Toronto
- Hit .385 and won a silver medal with Team USA
- Was promoted to El Paso, 7/22
- On 8/19, had his contract selected by SD, where he spent the rest of the season
- Collected his first career hit in his ML debut on 8/21 vs STL (single off John Lackey)
- Became the third SD batter ever with hits in each of his first two ML plate appearances (Wiki Gonzalez, 8/14/99 and John Sipin, 5/24/69)
- Slugged his first career HR, 9/13 at SF (Mike Leake)

2014

- Began the season with San Antonio
- Was on the IL from 4/24-7/30 with a left wrist fracture
- On 8/28, was placed on the IL with a left wrist contusion and missed the remainder of the season

2013

- Spent the entire season with Lake Elsinore
- Led the California League in SB (71)
- His 71 steals ranked 5th in the minor leagues
- Was a CL All-Star and MiLB.com Organization All-Star
- Was on the IL, 8/19-end of the season (left ankle sprain)

2012

- Began his professional career with AZL Padres
- Played most of the season with Fort Wayne (A)
- Was placed on the IL, 9/14, with a right ribcage fracture and missed the rest of the playoffs

PERSONAL

Travis Paul Jankowski (pronounced jan-KOW-skee)... Married, wife's name is Lindsey (10/27/17); has two sons, Bentley Jaxon (9/18/18) and Jett Brave (1/18/21)... 2009 graduate of Lancaster Catholic High School (PA)... As a senior, led Lancaster to a District III Double-A championship... Also played four years of varsity football as a wide receiver... Attended Stony Brook University (NY)... Was Stony Brook's first-ever first-round selection in MLB's June draft... In 2012, during his junior season at Stony Brook, was named American Baseball Coaches Association/Rawlings National Co-Player of the Year... That year, led the nation in hits, runs scored and triples... Also established single-season school records for hits, runs scored, triples and stolen bases... His brother, Tyler, serves in the U.S. Navy... **Signed by:** Jim Bretz

TRAVIS JANKOWSKI'S CAREER STATISTICS

YEAR	CLUB	AVG	G	AB	R	H	2B	3B	HR	RBI	SH	SF	HP	BB	SO	SB	CS	OBP	SLG	OPS	E
2012	AZL Padres	.250	2	8	1	2	0	0	0	4	0	1	0	0	1	0	0	.222	.250	.472	0
	Fort Wayne	.282	59	238	32	67	10	4	1	23	1	3	1	13	44	17	7	.318	.370	.687	2
2013	Lake Elsinore	.286	122	493	89	141	19	6	1	38	3	4	2	54	96	*71	14	.356	.355	.711	2
2014	San Antonio	.240	29	100	14	24	4	1	0	10	1	2	1	8	14	10	2	.297	.300	.597	2
	AZL Padres+	.429	4	14	5	6	1	0	0	3	0	0	1	1	1	2	1	.500	.500	1.000	0
	Eugene+	.182	8	33	6	6	0	0	0	1	0	0	3	5	4	0	2.500	.182	.432	0	
	Lake Elsinore	.167	5	18	2	3	1	0	0	1	1	0	0	6	3	1	0	.375	.222	.597	0
2015	San Antonio	.316	73	282	50	89	11	5	1	13	2	0	1	36	40	23	8	.395	.401	.796	1
	El Paso	.392	24	97	19	38	6	2	0	12	1	1	1	13	10	9	3	.464	.495	.959	3
	SAN DIEGO	.211	34	90	9	19	2	2	2	12	2	0	0	4	24	2	1	.245	.344	.589	1
2016	SAN DIEGO	.245	131	335	53	82	13	2	2	12	3	0	2	42	100	30	12	.332	.313	.646	1
2017	SAN DIEGO	.187	27	75	10	14	2	0	0	1	2	0	1	9	28	4	0	.282	.213	.496	0
	AZL Padres 2+	.273	3	11	2	3	1	0	0	2	0	0	1	0	4	0	1	.333	.364	.697	1
	AZL Padres 1+	.286	2	7	3	2	1	0	0	0	0	0	1	2	1	1	0	.500	.429	.929	0
	El Paso	.266	35	139	20	37	5	1	0	11	0	0	0	18	28	8	1	.350	.317	.667	1
2018	El Paso	.363	22	80	17	29	4	0	1	11	1	0	2	11	21	4	3	.452	.450	.902	2
	SAN DIEGO	.259	117	347	45	90	12	3	4	17	2	0	1	37	73	24	7	.332	.346	.678	2
2019	El Paso	.313	39	160	27	50	6	0	0	12	0	1	1	21	32	7	2	.393	.350	.743	2
	Lake Elsinore+	.143	2	7	0	1	0	0	0	0	0	0	0	2	1	1	2	.333	.143	.476	0
	SAN DIEGO	.182	25	22	4	4	0	0	0	0	0	0	0	2	4	2	2	.250	.182	.432	0
2020	CINCINNATI	.067	16	15	3	1	0	0	0	0	0	0	0	2	7	2	1	.176	.067	.243	0
Minors Totals		.295	429	1687	287	498	69	19	4	141	10	12	12	188	301	158	44	.368	.366	.733	16
ML	Totals	.238	350	884	124	210	29	7	8	42	9	0	4	96	236	64	23	.315	.313	.628	4

* League leader
+ Rehab assignment

JANKOWSKI'S WILD CARD SERIES STATISTICS

YEAR	CLUB, OPP	AVG	G	AB	R	H	2B	3B	HR	RBI	SH	SF	HBP	BB	SO	SB	CS	OBP	SLG	OPS	E
2020	CIN, ATL	---	1	0	0	0	0	0	0	0	0	0	0	0	0	1	0	---	---	---	0

JANKOWSKI'S CAREER TRANSACTIONS

- Selected by San Diego Padres in supplemental round (44th overall) of June 2012 draft
- On injured list with a right foot bone bruise, April 23-August 3, 2017; included rehab assignments to Arizona League Padres-2, July 15, 19-20; Arizona League Padres-1, July 16-18; and El Paso, July 21-August 2
- On injured list with a fractured left wrist, March 27-July 21, 2019; included rehab assignments to El Paso, July 2-7 & July 11-20, and Lake Elsinore, July 8-10
- Traded to Cincinnati Reds for international cap space, October 31, 2019
- Signed by Philadelphia as a minor league free agent, February 11, 2021

JANKOWSKI'S CAREER FIELDING

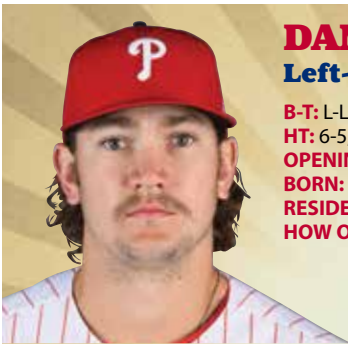
POSITION	PCT	G	PO	A	E	TC	DP
Outfield	.992	295	514	4	4	522	0

JANKOWSKI'S GAME HIGHS

HITS: 4 – 8/18/16 vs ARI... **RUNS:** 4 – 8/6/16 vs PHI... **DOUBLES:** 2 – 9/16/16 at COL... **TRIPLES:** 1... **HOME RUNS:** 1... **RBI:** 3 – 10/4/15 at LAD... **WALKS:** 2 – 14 times, last: 9/9/18 at CIN... **STOLEN BASES:** 4 – 8/12/18 vs PHI... **HITTING STREAK:** 9 games – 7/31-8/10/16

JANKOWSKI'S NOTABLE HOMERS

GRAND SLAMS: None... **INSIDE-THE-PARK HR:** None... **LEADOFF HR:** 1 – 8/28/18 vs SEA (Felix Hernandez)... **PINCH HR:** None... **WALK-OFF HR:** None



DAMON JONES

Left-Handed Pitcher

68

B-T: L-L

HT: 6-5; **WT:** 233

OPENING DAY AGE: 26

BORN: September 30, 1994, Twin Falls, ID

RESIDES: East Puyallup, WA

HOW OBTAINED: Selected by Phillies in 18th round of June 2017 draft

@DamonJones55
 @thedamonjones

2020

- Attended ML spring training as a non-roster invitee
- Spent the entire season at the alternate training site in Lehigh Valley

2019

- Led all Phillies minor league pitchers in SO (152)
- Selected as a Florida State League midseason All-Star
- Was named Phillies Minor League Pitcher of the Week three times: 4/15-21, 5/27-6/2 and 6/10-16
- In 23 starts overall, posted a 2.91 ERA (37 ER, 114.1 IP) and held opposing hitters to a .186 AVG
- Averaged 11.97 SO/9.0 IP (152 SO, 114.1 IP)
- Began the season with Clearwater (A)
- Was promoted to Reading (AA) in mid-June and finished the year with Lehigh Valley (AAA)
- Logged three double-digit strikeout games (two with Clearwater and one with Reading)

2018

- Ranked T-3rd in the South Atlantic League in wins (10), 8th in SO (123) and 10th in ERA (3.41)
- Spent the entire season with Lakewood (A)
- Posted a 2.05 ERA (13 ER, 57.0 IP) in 11 starts prior to the All-Star break
- Averaged 9.77 SO/9.0 IP
- Limited RHH to a .228 AVG (69-303)
- Started Game 1 of the SAL Championship Series on 9/10 at Lexington

2017

- Began his professional career with Williamsport (A)
- Earned first pro win, 8/17 at Auburn
- Averaged 13.15 SO/9.0 IP (38 SO, 26.0 IP)
- Participated in Florida Instructional League

PERSONAL

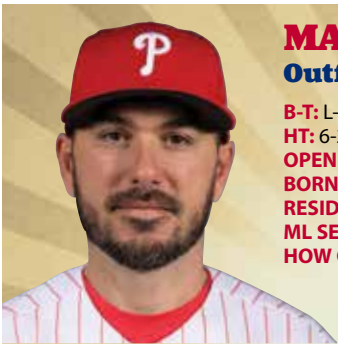
Damon Jones... Married Rachel Hansen (10/17/20); has a daughter, Charlotte (8/19/19)... Attended Twin Falls High School (ID) and Washington State University... **Hobbies:** Watching college football, hunting, golfing and playing basketball... **Signed by:** Hilton Richardson

DAMON JONES' CAREER STATISTICS

YEAR	CLUB	W-L	ERA	G	GS	CG	SHO	SV	IP	H	R	ER	HR	HB	BB	SO	WP	BK	AVG
2017	Williamsport	2-3	4.85	13	0	0	0	3	26.0	23	14	14	0	3	20	38	7	0	.240
2018	Lakewood	10-7	3.41	23	22	0	0	0	113.1	105	53	43	7	4	50	123	18	0	.247
2019	Clearwater	4-3	1.54	11	11	0	0	0	58.1	38	14	10	3	3	24	88	6	0	.188
	Reading	1-0	0.82	4	4	0	0	0	22.0	9	2	2	0	1	9	31	1	0	.129
	Lehigh Valley	0-1	6.62	8	8	0	0	0	34.0	27	25	25	4	6	26	33	3	0	.214
2020	Did not pitch																		
Minors Totals		17-14	3.34	59	45	0	0	3	253.2	202	108	94	14	17	129	313	35	0	.220

JONES' CAREER TRANSACTIONS

- Selected by Philadelphia in 18th round of June 2017 draft



MATT JOYCE

Outfielder

7

B-T: L-R

HT: 6-2; **WT:** 194

OPENING DAY AGE: 36

BORN: August 3, 1984, Tampa, FL

RESIDES: Tampa, FL

ML SERVICE: 11 years, 123 days

HOW OBTAINED: Signed by Phillies as a minor league free agent, 2/10/21

@sweetswingin20

@joycer247

Non-Roster Invitee

2020

- Spent the season with MIA
- Began the season on the IL and was reinstated on 8/4
- Started 22 games in RF, six in LF and nine as DH; also appeared in nine games off the bench
- Appeared in five games with MIA in the postseason (2 in WC series and 3 in NLDS)

2019

- Began spring training with CLE and was released on 3/29
- Signed with SF on 3/20 and traded to ATL on 3/24
- Was used primarily as a pinch-hitter with ATL, batting .216 (16-74)
- In his 39 starts, hit .344 (42-122), 7 2B, 5 HR, 17 RBI
- ATL went 24-15 in games he started

2018

- Was OAK's Opening Day starter in left field
- Appeared in only 83 games due to two stints on the IL with lumbar strains (6/6-21 & 7/7-8/31)

2017

- Hit a career-high 25 home runs in his 10th season in the majors; also had career bests in at-bats (469), runs (78), doubles (33), walks (66), XBH (58) and matched his high in games played (141)
- Was T-8th in the AL in sacrifice flies (7) and 10th in pitches per plate appearance (4.17)
- Hit .278 (44-158) with 15 2B, 12 HR, 29 RBI and a .601 SLG over his final 46 games
- 24 of his 25 home runs came against RHP
- Started 103 games in RF, 18 in LF, one in CF and one at DH

2016

- Spent his first and only season with PIT
- His .403 OBP was a career high and 4th among NL players with at least 250 plate appearances
- Also posted a career-high .866 OPS
- 21 of his 59 walks came as a pinch-hitter, setting a ML record for most walks in a season by a pinch-hitter (previous: Matt Franco, 20, 1999 & Greg Norton, 20, 2009)
- Also led all ML pinch-hitters in RBI (15), was T-1st in home runs (4) and 2nd in plate appearances (81)
- His 15 pinch RBI were the most in a season since Matt Downs also had 15 with HOU in 2011
- Averaged a career-high 4.44 pitches per plate appearance, which was 2nd in the NL (min. 250 PA)
- Batted .295 (39-129) in 76 games before the All-Star break
- Did not commit an error in 66 games overall as an OF

- Hit a pinch-hit home run on 4/15 vs MIL, his first of four on the season (others: 4/29 vs CIN, 5/4 vs CHI, 6/4 vs LAA)
- Batted .375 (11-29) with nine walks, a .526 OBP and .759 SLG in 23 games in April
- Hit his 100th career home run on 6/16 vs NYM, a solo shot in the eighth inning off Bartolo Colón
- Drove in a season-high four runs on 7/21 vs MIL

2015

- Spent his only season with LAA after being acquired in a trade during the offseason
- Had 18 of his 43 hits go for extra bases
- Homered in consecutive games, 5/27-28, and in three of four, 5/27-30; four of his five homers for the season came in May
- On the IL with a concussion from 7/27-8/31; included rehab assignment to Salt Lake (AAA), 8/16-31
- Made 64 appearances (58 starts) in LF and two appearances in RF
- Following the season, batted .305 with five 2B, five HR and 15 RBI in 27 games while playing for Cibao in the Dominican Winter League

2014

- Spent his sixth and final season with TB
- Recorded at least 15 doubles for the fifth straight season, joining Ben Zobrist as the only two TB players to accomplish the feat in those five seasons
- Finished T-3rd in the AL in sacrifice flies (9)
- Made 81 appearances in LF, 33 as the DH and 15 in RF
- Set a TB record on 4/25 at CWS after drawing five walks in the game
- Was the first AL player to walk five times in a nine-inning game without an intentional walk since Rickey Henderson on 7/30/00
- Homered twice and tied a club record with five hits while also producing 12 total bases on 6/29 at BAL
- Recorded his second career walk-off hit on 9/1 vs BOS, a bases-loaded single in the 10th inning

2013

- His 18 home runs ranked 2nd on TB behind Evan Longoria (32)
- Clubbed three leadoff home runs: 6/10 vs BOS (John Lackey), 6/14 vs KC (Luis Mendoza) and 9/24 at NYY (Hiroyuki Kuroda)
- Reached base safely in 31 straight starts from 4/15-6/4
- Hit his first career walk-off home run, 4/3 vs BAL (Tommy Hunter)

- His solo homer was the only run in a 1-0 win over OAK, 4/20
- Homered in three straight games, 4/28-5/1
- Tied a career high with five RBI and three XBH, 5/18 at BAL
- Batted .350 (21-60) with 11 XBH (8 2B, 3 HR) in 25 August games
- Made 109 of his 112 starts against RHP (other 3 against Jon Lester)
- 16 of his 18 home runs were hit off RHP
- Batted in every lineup spot except eighth
- Went 0-for-8 in four ALDS games (1 start) against BOS

2012

- Made his second career and second consecutive Opening Day roster
- Hit two grand slams in a span of six days, 5/19 vs ATL and 5/25 at BOS
- Was on the IL, 6/20-7/16 with a left oblique strain
- Batted .279 (56-201) before the injury and .202 (40-198) after returning
- Had a career-high 12-game hitting streak, 7/29-8/13
- Entered the game on 9/29 at CHI as a pinch-hitter and later hit two home runs
- Became the first TB player to hit two home runs in a game he didn't start and the first AL player with two home runs and four RBI as a sub since MIN's Matt LeCroy on 9/13/02
- Made 115 starts (78 in RF, 33 in LF, 4 at DH)

2011

- Was named to the AL All-Star team during his first full season in the majors
- Went 13-for-14 (92.9%) in stolen base attempts, which was the 2nd-best percentage in the AL (min. 10 attempts)
- Hit .414 (36-87) in May, which was the 2nd-highest average in any month by a player in TB history
- Led the majors in hitting as late as 6/2 with a high-water mark of .377 on 5/27
- Had two triples, both in the same game on 5/20 at FLA
- Batted .290 (78-269) with 20 2B, 2 3B, 12 HR and 41 RBI before the All-Star break
- Entered the All-Star Game in the sixth inning as a defensive replacement for LF Josh Hamilton and went 1-for-2 with a ninth-inning single
- Connected off Justin Verlander for his first career leadoff home run on 8/22 vs DET
- Started all four games in RF in the ALDS against TEX and went 3-for-15 (.200) with a double, homer and four RBI
- Homered off Derek Holland in Game 2 on 10/1 at TEX

2010

- Began the season on the IL with a right elbow strain
- Reinstated on 5/31 after rehab assignments to Durham (AAA) and Charlotte (A) and was optioned to Durham that day
- Recalled by TB on 6/25 and had 40 RBI after his promotion
- All 10 of his home runs and 37 of his RBI came against RHP
- Was T-7th in the AL with seven pinch RBI

- Hit his first two career grand slams in July: a pinch-hit grand slam on 7/3 at MIN and one on 7/26 vs DET to break up Max Scherzer's no-hit bid
- Went 2-for-9 (.222) in the ALDS against TEX

2009

- Made his first career Opening Day roster and was TB's starter in CF
- Was optioned to Durham on 4/12 and spent the remainder of the season there aside from a brief stint in the majors, 5/31-6/11
- Homered in his first two games back in TB after being recalled on 5/31
- Finished the season T-3rd among TB minor leaguers in home runs (16)
- Led Durham in runs (73) and walks (67)

2008

- Finished 9th among AL rookies in home runs (12) and slugging percentage (.492) and T-9th in triples (3)
- Began the season with Toledo (AAA)
- Had his contract selected by DET on 5/5 and made his ML debut that day in RF vs BOS
- Recorded his first ML hit on 5/7 vs BOS
- Hit his first ML home run on 5/10 vs NYY (Darrell Rasner)
- Collected seven RBI on 6/24 at Syracuse
- Named AL Player of the Week, 7/7-13

2007

- Spent the entire season with Erie (AA)
- Finished 2nd on the team in doubles (33) and HR (17)
- Led all Eastern League outfielders with 20 assists
- Was named the best defensive outfielder in the EL by *Baseball America*
- Was also ranked by the same publication as the No. 7 prospect and the best defensive outfielder in DET's organization following the season

2006

- Spent the entire season with West Michigan (A)
- Tied for 3rd in the Midwest League in RBI (86)

2005

- Spent his first professional season with Oneonta (A)
- Finished 4th in the New York-Penn League with a .332 AVG
- Named the DET Minor League Player of the Month for August (.394 AVG, 22 R, 4 2B, 2 3B, 3 HR and 22 RBI in 25 games)

PERSONAL

Matthew Ryan Joyce... Married, wife's name is Brittany; has one daughter, Kensington... 2002 graduate of Armwood High School (FL)... Attended Florida Southern College, where he earned All-Sunshine State Conference honors as a sophomore with 11 home runs and 39 RBI in 58 games...

Signed by: Steve Nichols

MATT JOYCE'S CAREER STATISTICS

YEAR	CLUB	AVG	G	AB	R	H	2B	3B	HR	RBI	SH	SF	HP	BB	SO	SB	CS	OBP	SLG	OPS	E
2005	Oneonta	.332	65	247	51	82	10	4	4	46	1	6	1	28	29	9	5	.394	.453	.847	1
2006	West Michigan	.258	122	465	75	120	30	5	11	86	1	5	3	56	70	5	4	.338	.415	.753	6
2007	Erie	.257	130	456	61	117	33	3	17	70	1	3	3	51	127	4	6	.333	.454	.787	3
2008	Toledo	.270	56	200	36	54	13	2	13	41	0	1	2	24	62	2	3	.352	.550	.902	0
	DETROIT	.252	92	242	40	61	16	3	12	33	0	2	2	31	65	0	2	.339	.492	.831	4
2009	TAMPA BAY	.188	11	32	3	6	1	0	3	7	0	1	1	3	7	1	0	.270	.500	.770	0
	Durham	.273	111	417	73	114	35	2	16	66	0	6	3	67	98	14	5	.373	.482	.855	5
2010	Durham	.293	25	92	18	27	8	0	3	12	0	0	1	22	21	1	3	.435	.478	.913	0
	Charlotte+	.379	10	29	6	11	5	0	2	8	0	1	0	10	8	1	0	.525	.759	1.284	0
	TAMPA BAY	.241	77	216	30	52	15	3	10	40	0	3	2	40	55	2	2	.360	.477	.837	3
2011	TAMPA BAY	.277	141	462	69	128	32	2	19	75	0	7	4	49	106	13	1	.347	.478	.825	3
2012	TAMPA BAY	.241	124	399	55	96	18	3	17	59	1	1	6	55	102	4	3	.341	.429	.769	2
	Durham+	.000	1	2	0	0	0	0	0	0	0	0	0	1	0	0	1	.333	.000	.333	0
	Charlotte+	.250	2	8	2	2	1	0	0	2	0	0	0	1	1	0	0	.333	.375	.708	0
2013	TAMPA BAY	.235	140	413	61	97	22	0	18	47	0	7	2	59	87	7	3	.328	.419	.747	1
2014	TAMPA BAY	.254	140	418	51	106	23	2	9	52	0	9	4	62	111	2	5	.349	.383	.732	3
2015	LOS ANGELES-AL	.174	93	247	17	43	12	1	5	21	1	2	4	30	67	0	3	.272	.291	.564	1
	Salt Lake+	.333	11	36	3	12	1	0	2	6	0	1	1	5	9	0	0	.419	.528	.946	0
2016	PITTSBURGH	.242	140	231	45	56	10	1	13	42	0	0	3	59	67	1	1	.403	.463	.866	0
2017	OAKLAND	.243	141	469	78	114	33	0	25	68	0	7	2	66	113	4	1	.335	.473	.808	7
2018	OAKLAND	.208	83	207	34	43	9	0	7	15	1	2	1	35	53	0	2	.322	.353	.675	1
	Nashville+	.281	9	32	4	9	3	0	0	3	0	0	0	3	5	0	0	.343	.375	.718	0
2019	ATLANTA	.295	129	200	32	59	10	0	7	23	0	0	0	38	45	0	0	.408	.450	.858	2
2020	MIAMI	.252	46	127	16	32	4	0	2	14	0	1	0	20	41	1	0	.351	.331	.682	2
	Minors Totals	.276	542	1984	329	548	139	16	68	340	3	23	14	268	430	36	27	.362	.465	.828	15
	AL Totals	.240	1042	3105	438	746	181	14	125	417	3	41	28	430	766	33	22	.334	.428	.762	25
	NL Totals	.263	315	558	93	147	24	1	22	79	0	1	3	117	153	2	1	.393	.428	.762	4
	ML Totals	.244	1357	3663	531	893	205	15	147	496	3	42	31	547	919	35	23	.343	.428	.762	29

+ Rehab assignment

JOYCE'S ALL-STAR GAME STATISTICS

YEAR	CLUB, SITE	AVG	G	AB	R	H	2B	3B	HR	RBI	SH	SF	HP	BB	SO	SB	CS	OBP	SLG	OPS	E
2011	AL, NYM	.500	1	2	0	1	0	0	0	0	0	0	0	0	0	0	0	.500	.500	1.000	0

JOYCE'S WILD CARD SERIES STATISTICS

YEAR	CLUB, OPP	AVG	G	AB	R	H	2B	3B	HR	RBI	SH	SF	HP	BB	SO	SB	CS	OBP	SLG	OPS	E
2020	MIA, CHI	.200	2	5	0	1	1	0	0	0	0	0	0	2	1	0	0	.429	.400	.829	0

JOYCE'S DIVISION SERIES STATISTICS

YEAR	CLUB, OPP	AVG	G	AB	R	H	2B	3B	HR	RBI	SH	SF	HP	BB	SO	SB	CS	OBP	SLG	OPS	E
2010	TB, TEX	.222	4	9	0	2	0	0	0	0	0	0	0	0	4	1	0	.222	.222	.444	0
2011	TB, TEX	.200	4	15	1	3	1	0	1	4	0	0	0	1	5	0	0	.250	.467	.717	0
2013	TB, BOS	.000	4	8	0	0	0	0	0	0	0	0	0	0	4	0	0	.000	.000	.000	0
2019	ATL, STL	.100	5	10	0	1	0	0	0	0	0	0	0	1	2	0	0	.182	.100	.282	0
2020	MIA, ATL	.167	3	6	0	1	0	0	0	1	0	0	0	0	2	0	0	.167	.167	.333	0
	DS Totals	.146	20	48	1	7	1	0	1	5	0	0	0	2	17	1	0	.180	.229	.409	0

JOYCE'S CAREER TRANSACTIONS

- Selected by Detroit Tigers in 12th round of June 2005 draft
- Traded to Tampa Bay Rays for Edwin Jackson (rhp), December 10, 2008
- On injured list with a right elbow strain, April 4-May 30, 2010; included rehab assignments to Durham, April 8-14, and Charlotte, May 18-30
- On injured list with a left oblique strain, June 20-July 16, 2012; included rehab assignments to Durham, July 4, and Charlotte, July 15-16
- Traded to Los Angeles Angels for Kevin Jepsen (rhp), December 16, 2014
- On injured list with a concussion, July 28-August 31, 2015; included rehab assignment to Salt Lake, August 16-31
- Signed by Pittsburgh Pirates as a free agent, February 20, 2016
- Signed by Oakland Athletics as a free agent, November 30, 2016
- On injured list with a lumbar strain, June 6-21, 2018; included rehab assignment to Nashville, June 18-21
- On injured list with a lumbar strain, July 7-August 31, 2018; included rehab assignment to Nashville, August 21-31
- Signed by Cleveland Indians as a minor league free agent, February 9, 2019
- Signed by San Francisco Giants as a minor league free agent, March 20, 2019
- Traded to Atlanta Braves for cash considerations, March 24, 2019
- Signed by Miami Marlins as a free agent, February 3, 2020
- On injured list, July 15-August 3, 2020
- Signed by Philadelphia as a minor league free agent, February 10, 2021

JOYCE'S CAREER FIELDING

POSITION	PCT	G	PO	A	E	TC	DP
Outfield	.983	1005	1607	34	29	1670	8

JOYCE'S GAME HIGHS

HITS: 5 – 6/19/14 at BAL... **RUNS:** 3 – 7 times, last: 8/13/14 at TEX... **DOUBLES:** 3 – 9/27/17 vs SEA... **TRIPLES:** 2 – 5/20/11 at FLA... **HOME RUNS:** 2 – 3 times, last: 6/29/14 at BAL... **RBI:** 5 – 2 times, last: 5/18/13 at BAL... **WALKS:** 5 – 4/24/14 at CWS... **STOLEN BASES:** 2 – 2 times, last: 7/18/12 vs CLE... **HITTING STREAK:** 12 games – 7/29-8/13/12

JOYCE'S NOTABLE HOMERS

GRAND SLAMS: 5 – 7/3/10 at MIN (Matt Guerrier); 7/26/10 vs DET (Max Scherzer); 5/19/12 vs ATL (Randall Delgado); 5/25/12 at BOS (Jon Lester); 6/4/17 vs WSH (Shawn Kelley)... **INSIDE-THE-PARK HR:** None... **LEADOFF HR:** 9 – 8/22/11 vs DET (Justin Verlander); 6/10/13 vs BOS (John Lackey); 6/14/13 vs KC (Luis Mendoza); 9/24/13 at NYY (Hiroki Kuroda); 6/17/17 vs NYY (Masahiro Tanaka); 7/22/17 at NYM (Zack Wheeler); 8/9/17 vs SEA (Yovani Gallardo); 8/15/17 vs KC (Jason Hammel); 5/26/18 vs ARI (Clay Buchholz)... **PINCH HR:** 8 – 7/3/10 at MIN (Matt Guerrier); 4/15/16 vs MIL (Jimmy Nelson); 4/29/16 vs CIN (J.J. Hoover); 5/4/16 vs CHI (Adam Warren); 6/4/16 vs LAA (Greg Mahle); 5/16/18 at BOS (Heath Hembree); 3/28/19 at PHI (Héctor Neris); 7/3/19 vs PHI (Juan Nicasio)... **WALK-OFF HR:** 1 – 4/3/13 vs BAL (Tommy Hunter)



SCOTT KINGERY

Infielder/Outfielder

4

B-T: R-R
HT: 5-10; **WT:** 180
OPENING DAY AGE: 26
BORN: April 29, 1994, Phoenix, AZ
RESIDES: Tampa, FL
ML SERVICE: 3 years
HOW OBTAINED: Selected by Phillies in 2nd round of June 2015 draft
CONTRACT STATUS: Signed a six-year contract on 3/25/18, taking him through 2023 with club options for 2024, 2025 and 2026

@ScottyJetp4x
 @scottkingery

2020

- Made his third career Opening Day roster
- In the 11th inning on 8/28 vs ATL, slugged his first career walk-off HR (Mark Melancon)
- On 8/28, became the first Phillies player to hit a walk-off HR on a 0-2 count since Chase Utley on 6/26/14 vs MIA
- Was on the 10-day IL with back spasms, 8/31-9/13
- Posted a .481 SLG over his final 18 games (59 PA, 5 2B, 3 HR) after posting a .115 SLG in his first 18 games (65 PA, 0 XBH)
- Made starts at 2nd base (25) and in CF (9)

2019

- Made his second career Opening Day roster
- Was the only hitter in MLB with at least 57 XBH in 500 plate appearances or fewer
- Collected a career-high five RBI on 4/16 vs NYM
- Was on the IL with a right hamstring strain from 4/20-5/18; included rehab assignments to Lakewood (A), 5/13-15, and Reading (AA), 5/16-18
- Made his first career start in CF, 5/19 vs COL
- On 6/10 vs ARI, recorded his first career multi-HR game and had a career-high three XBH
- His 17 XBH in June ranked T-5th in MLB; became the first Phillies player with 17 XBH in a calendar month since May 2013 (Demonic Brown, 17)
- Started four straight games, 7/13-16, at different positions (LF on 7/13, 2nd base on 7/14, CF on 7/15 and SS on 7/16); was the first Phillies player to start four straight games at different positions since Cookie Rojas, 7/22-25/64 (2nd base-LF-SS-CF)
- Hit his first career inside-the-park HR, 9/10 vs ATL (Max Fried)
- Slugged two leadoff HR: 6/25 vs NYM (Walker Lockett) and 7/5 at NYM (Jacob deGrom)
- Became the first Phillie with multiple HR at three different fielding positions in a season since Mariano Duncan in 1994 (4 HR at 2nd base, 2 HR at 3rd base and 2 HR at SS)
- Made 115 starts: 57 in CF, 37 at 3rd base, 12 at SS, six at 2nd base and three in LF
- Collected 57 XBH (34 2B, 4 3B, 19 HR) in 126 games and 500 PA after collecting 33 XBH in 147 games and 484 PA in 2018

2018

- Among all NL rookies, ranked T-3rd in SB (10), 4th in doubles (23), 5th in hits (102) & runs (55), T-5th in multi-hit games (23), 6th in XBH (33), 7th in TB (153) and T-8th in walks (24)
- The Phillies went 36-13 when he scored a run and 18-7 when he collected at least one RBI in a game
- Made his ML debut as a starter at 3rd base on 3/30 at ATL and singled off Mike Foltynewicz for his first career hit

- Collected two doubles on 3/31 at ATL, his first ML extra-base hits
- Collected his first career walk and run on 4/5 vs MIA and his first ML start in the outfield that same day (RF)
- Became the first MLB player in the modern era (since 1900) to hit his first career home run, grand slam and walk-off RBI in three straight games (no order of achievements)
- Notched his first ML RBI, 4/7 vs MIA
- Hit his first career HR, 4/9 vs CIN (Cody Reed)
- Slugged his first ML grand slam on 4/10 in the eighth inning vs CIN (Tanner Rainey)
- Collected his first career walk-off RBI, 4/11 vs CIN (sac fly in 12th inning)
- On 4/11 vs CIN, registered his first career OF assist; became first Phillie with an OF assist & walk-off RBI in the same game since Shane Victorino (9/3/06 vs ATL, gm 1)
- Had the most hits (75) by a Phillies rookie prior to the All-Star break since 2001, when Jimmy Rollins had 98
- Made his first professional pitching appearance on 8/16 vs NYM (gm 1)
- Made 116 starts: 101 at SS, eight at 3rd base, three in LF, two at 2nd base and two in RF

2017

- Won the Paul Owens Award as the best player in the Phillies minor league system
- Won the minor league Rawlings Gold Glove Award for 2nd base
- Among all minor league players, ranked 4th in total bases (288), T-4th in runs (103) and T-9th in XBH (63)
- Was the only player at the major or minor league level to have 25 HR and 25 SB
- Was a non-roster invitee to ML spring training
- Began the season with Reading
- Did not make an error through his first 35 games of the season, 4/7-5/19, or in his final 47 games (including playoffs), 7/17-9/4
- Was named Phillies Minor League Defender of the Month in April, and again in August
- Named Eastern League Player of the Month and Phillies Minor League Hitter of the Month for May (.325, 7 2B, 3 3B, 3 HR, 10 RBI)
- Was promoted to Lehigh Valley (AAA) on 6/26
- At the time of his promotion, led the EL in runs (62) & SLG (.608), T-1st in HR (18), ranked 2nd in SB (19) and 7th in AVG (.313)
- Played for Team USA in the All-Star Futures Game (0-1), 7/9 at Marlins Park
- Had a 16-game hitting streak, 7/14-30 (.314, 2 2B, 3B, HR, 7 RBI)
- Led the International League and set a Lehigh Valley record with a 23-game hitting streak, 8/2-25 (.320, 6 2B, 2 3B, 3 HR, 5 RBI)

- Became the first player in Lehigh Valley history to lead off the game with an inside-the-park HR, 8/19 at Charlotte
- Had the first three multi-HR games of his professional career
- Combined, batted .304 (165-543), 29 2B, 8 3B, 26 HR, 65 RBI, 41 BB, 29 SB, .359 OBP, .889 OPS in 13 games between both levels
- Following the season, was named by *Baseball America* as the No. 3 prospect in the Phillies minor league system, No. 31 prospect in baseball and top 2nd base prospect

2016

- Began the season with Clearwater (A)
- Led all Phillies minor leaguers in hits (149) and at-bats (531)
- Selected as a Florida State League midseason and postseason All-Star
- Named Phillies Minor League Defender of the Month for April
- Selected as Phillies Minor League Player of the Week twice: 5/23-29 and 7/11-17
- Had a 10-game hitting streak, 6/16-28
- Batted .383 (41-107) vs LHP with Clearwater
- Promoted to Reading on 7/25

- Finished T-1st in the FSL in doubles (29), despite not playing there after 7/23; also finished 5th in the FSL in AVG (.293), T-6th in SB (26) and 10th in OBP (.360)
- Played for Scottsdale in the Arizona Fall League; was named an AFL Rising Star
- Following the season, was named the No. 9 prospect in the Phillies minor league system by *Baseball America*

2015

- Began his pro career with Lakewood
- Batted .333 (39-117) with 6 2B, 3 HR, 21 RBI with runners on base
- Made only four errors in 281 TC (.986 fielding %)
- Participated in Florida Instructional League

PERSONAL

Scott M. Kingery (pronounced KING-urr-ee)... 2012 graduate of Mountain Pointe High School (AZ)... Attended the University of Arizona... 2015 Pac-12 Player of the Year... Named a 2015 First-Team All-American by *Baseball America*... Played in the 2006 Little League World Series... In 2019, hosted the 3rd annual Puppapalooza in benefit of the PSPCA... **Hobbies:** Reading, movies and hiking... **Signed by:** Brad Holland

SCOTT KINGERY'S CAREER STATISTICS

YEAR	CLUB	AVG	G	AB	R	H	2B	3B	HR	RBI	SH	SF	HP	BB	SO	SB	CS	OBP	SLG	OPS	E
2015	Lakewood	.250	66	252	43	63	9	2	3	21	2	3	7	18	43	11	1	.314	.337	.651	4
2016	Clearwater	.293	94	375	60	110	#29	3	3	28	3	2	7	33	54	26	5	.360	.411	.771	10
	Reading	.250	37	156	16	39	7	0	2	18	1	3	1	5	36	4	2	.273	.333	.606	1
2017	Reading	.313	69	278	62	87	18	5	18	44	3	4	4	28	51	19	3	.379	.608	.987	3
	Lehigh Valley	.294	63	265	41	78	11	3	8	21	1	2	5	13	58	10	2	.337	.449	.786	3
2018	PHILLIES	.226	147	452	55	102	23	2	8	35	0	5	3	24	126	10	3	.267	.338	.605	13
2019	PHILLIES	.258	126	458	64	118	34	4	19	55	1	2	5	34	147	15	4	.315	.474	.788	9
2020	Lakewood+	.333	1	3	0	1	0	0	0	0	0	0	0	0	0	0	0	.333	.333	.667	0
	Reading+	.091	3	11	1	1	0	0	0	2	0	1	0	0	3	1	0	.083	.091	.174	0
2020	PHILLIES	.159	36	113	12	18	5	0	3	6	1	0	1	9	35	0	0	.228	.283	.511	5
Minors Totals		.283	333	1340	223	379	74	13	34	134	10	15	24	97	245	71	13	.339	.434	.772	21
ML Totals		.233	309	1023	131	238	62	6	30	96	2	7	9	67	308	25	7	.284	.393	.677	27

Tied for league lead
+ Rehab assignment

KINGERY'S CAREER TRANSACTIONS

- Selected by Philadelphia in 2nd round of June 2015 draft
- On injured list with a right hamstring strain, April 20-May 18, 2019; included rehab assignments to Lakewood, May 13-15, and Reading, May 16-18
- On injured list with back spasms, August 31-September 13, 2020

KINGERY'S CAREER FIELDING

POSITION	PCT	G	PO	A	E	TC	DP
Shortstop	.974	138	115	292	11	418	56
Outfield	.981	85	155	2	3	160	1
Third base	.946	51	33	89	7	129	14
Second base	.961	43	62	84	6	152	30
Pitcher	---	1	0	0	0	0	0

KINGERY'S GAME HIGHS

HITS: 4 – 7/6/18 at PIT... **RUNS:** 3 – 3 times, last: 7/16/19 vs LAD... **DOUBLES:** 2 – 6 times, last: 9/22/19 at CLE... **TRIPLES:** 1... **HOME RUNS:** 2 – 6/10/19 vs ARI... **RBI:** 5 – 4/16/19 vs NYM... **WALKS:** 2 – 7 times, last: 9/18/20 vs TOR... **STOLEN BASES:** 2 – 9/25/19 at WSH... **HITTING STREAK:** 8 games – 6/19-27/18

KINGERY'S NOTABLE HOMERS

GRAND SLAMS: 1 – 4/10/18 vs CIN (Tanner Rainey)... **INSIDE-THE-PARK HR:** 1 – 9/10/19 vs ATL (Max Fried)... **LEADOFF HR:** 2 – 6/25/19 vs NYM (Walker Lockett); 7/5/19 at NYM (Jacob deGrom)... **PINCH HR:** None... **WALK-OFF HR:** 1 – 8/28/20 vs ATL (Mark Melancon)



BRANDON KINTZLER

Right-Handed Pitcher

19

B-T: R-R

HT: 5-10; **WT:** 196

OPENING DAY AGE: 36

BORN: August 1, 1984, Las Vegas, NV

RESIDES: Las Vegas, NV

ML SERVICE: 9 years, 3 days

HOW OBTAINED: Signed by Phillies as a minor league free agent, 2/10/21

Non-Roster Invitee

2020

- Spent the shortened season with MIA, his first with the club
- Ranked 2nd in the NL in saves (12) and save percentage (85.7), trailing only MIL's Josh Hader (13 SV and 86.7 SV%) in both categories
- Induced seven ground-ball double plays, which led all ML relievers and ranked T-9th among all NL pitchers
- Was T-2nd in MLB in games finished (21), trailing only LAD's Kenley Jansen (24)
- Posted the highest first-pitch strike percentage (72.7) of his career
- Held RHH to a .184 AVG (9-49)
- Finished the regular season riding an 8.0-inning scoreless streak (7 games), which began on 9/11
- Made three scoreless appearances (2 at CHI and 1 at ATL) in the postseason (SV, 3.0 IP, 3 H, 0 BB, 5 SO)

2019

- Spent his first full season with CHI
- His 2.68 ERA (17 ER, 57.0 IP) was the lowest mark among CHI relievers with at least 40 appearances
- Posted a 0.89 ERA (3 ER, 30.1 IP) in 31 home outings, the lowest home ERA among NL relievers (min. 10 outings); marked the lowest-ever ERA in a season by a CHI pitcher at Wrigley Field (min. 30.0 IP)
- Recorded 22 straight scoreless outings at home to begin the season, the longest such streak to open a season by a CHI pitcher at Wrigley Field
- Did not allow a run in 19 consecutive outings (17.1 IP), 5/21-7/16
- Limited LHH to a .163 AVG (13-80)
- Stranded 25 of 32 inherited runners (78.1%)
- Was on the IL, 8/6-15, with right pectoral inflammation

2018

- Began the season with WSH
- Was on the IL, 6/10-24, with a right forearm flexor strain; included a rehab assignment at Potomac (A)
- Posted a 3.59 ERA (17 ER, 42.2 IP) in 45 relief outings with WSH before being traded to CHI on 7/31
- Posted a 2.03 ERA (3 ER, 13.1 IP) in 13 July appearances, his best monthly ERA of the season
- In 35 road games, had a 2.14 ERA (8 ER, 33.2 IP), which was the 11th-best mark in the NL (min. 30.0 IP)
- Recorded a hold in three straight games from 8/3-6

2017

- Started the year with MIN
- Was named an AL All-Star, his first career selection
- Set career highs in games (72) and saves (29) while posting a 3.03 ERA (24 ER, 71.1 IP)
- Finished 12th in the majors in saves
- Was traded to WSH, 7/31
- Recorded 10 holds in 27 games with WSH
- Did not allow a run in any of his first seven games with WSH and posted scoreless appearances in 12 of his final 14 outings
- Appeared in the postseason for the first time in his career, pitching in three games during the NLDS against CHI

2016

- Was a non-roster invitee to MIN's spring training
- Had his contract selected, 5/7, after beginning the season at Rochester (AAA)
- Made scoreless appearances in 10 of his first 11 games from 5/7-6/2
- Recorded his first career save, 6/8 vs MIA
- Converted eight straight save chances through 7/23
- Did not allow a HR in 30 consecutive appearances (31.0 IP) from 6/21-9/5
- Allowed just two of 18 inherited runners to score (11.1%)

2015

- Began the season with Colorado Springs (AAA)
- Appeared in one game before being placed on the IL on 4/11 with a tear in his right middle finger; was reinstated on 4/21
- Made six appearances for Colorado Springs before having his contract selected by MIL on 5/8
- Appeared in seven games for MIL before being placed on the IL on 5/28 with left patella tendinitis
- Made three rehab appearances at Arizona League Brewers (R)
- Was reinstated from the IL on 8/12 and optioned to Colorado Springs, where he finished the year

2014

- Spent the entire season with MIL
- Was on the IL from 4/9-23 with a strained right rotator cuff
- Stranded 26 of 37 inherited runners (70.3%)

2013

- Pitched for MIL, his first full ML season
- Finished 2nd among MIL pitchers in appearances (71)
- Posted a 2.09 ERA (15 ER, 64.2 IP) in his final 59 appearances, lowering his season ERA from 5.84 to 2.69
- Did not allow an earned run over his final nine outings (9.0 IP)

2012

- Began the season on the IL with right elbow inflammation
- Appeared in six games on a rehab assignment to Brevard County (A)
- Reinstated from the IL on 5/16 and optioned to Huntsville (AA)
- Earned the save in a combined no-hitter, 8/2 vs Chattanooga
- Promoted to Nashville (AAA) in mid-August
- Had his contract selected by MIL on 9/3

2011

- Made his first career Opening Day roster with MIL
- Was optioned to Nashville (AAA) on 4/5 after making one appearance with MIL
- Was recalled on 4/11
- Recorded his first ML win, 4/18 at PHI
- Was placed on the IL on 5/5 with right triceps tendinitis and missed the remainder of the season
- Underwent surgery on 7/26
- Following the season, pitched for Peoria in the Arizona Fall League

2010

- Began the season with Huntsville
- Was named a Southern League All-Star
- Was promoted to Nashville, 6/7
- Had an IL stint from 7/14-8/5 (left oblique muscle strain)
- Had his contract selected by MIL, 9/7
- Made his ML debut on 9/10 vs CHI and struck out Micah Hoffpauir for his first career strikeout
- Following the season, pitched for Surprise in the AFL

2009

- Began the season with St. Paul in the independent American Association
- Went 8-3 with a 2.79 ERA (25 ER, 80.2 IP) in 14 games (11 starts) for St. Paul before signing with MIL organization on 7/24
- Finished the season with Huntsville

2008

- Spent his second season with Winnipeg in the independent Northern League and went 7-6 with a 4.65 ERA (58 ER, 112.1 IP) in 20 games (19 starts)

2007

- Went 5-2 with a 4.07 ERA (35 ER, 77.1 IP) and one save in 29 games (8 starts) with Winnipeg in the independent Northern League

2006

- Was released by SD organization on 4/1 and missed the entire season
- Underwent arthroscopic surgery on his right shoulder, 9/15

2005

- Went 3-2 with a 3.11 ERA (13 ER, 37.2 IP) and one save in 30 relief appearances between Arizona League Padres (R), Eugene (A) and Fort Wayne (A)

2004

- Split his first professional season between AZL Padres and Eugene, going 3-2 with a 2.19 ERA (9 ER, 37.0 IP) and nine saves in 24 relief appearances

PERSONAL

Brandon Lee Kintzler (pronounced KINTS-ler)... Married, wife's name is Melissa (12/30/12); has two children: Knox (10/27/15) and Stevee (12/15/17)... His wife makes custom cookies out of their home in Las Vegas... 2002 graduate of Palo Verde High School (NV)... Attended Dixie State University (UT) and Pasadena City College (CA)... Was a member of Dixie State's team in 2004, when the school won the National Junior College Athletic Association Division I Baseball World Series... **Signed by:** Jake Wilson



BRANDON KINTZLER'S CAREER STATISTICS

YEAR	CLUB	W-L	ERA	G	GS	CG	SHO	SV	IP	H	R	ER	HR	HB	BB	SO	WP	BK	AVG	
2004	AZL Padres	3-2	2.38	21	0	0	0	6	34.0	36	12	9	0	0	9	38	3	0	.277	
	Eugene	0-0	0.00	3	0	0	0	3	3.0	3	0	0	0	0	4	0	0	.250		
2005	AZL Padres	2-0	4.09	8	0	0	0	1	11.0	15	5	5	2	0	4	17	1	0	.306	
	Eugene	0-0	0.00	3	0	0	0	0	3.1	3	0	0	0	0	0	1	0	0	.273	
	Fort Wayne	1-2	3.09	19	0	0	0	0	23.1	20	12	8	2	2	7	19	0	0	.230	
2006	Injured – Did not pitch																			
2007	Winnipeg (Ind.)	5-2	4.07	29	8	0	0	1	77.1	78	43	35	8	7	13	41	2	1	---	
2008	Winnipeg (Ind.)	7-6	4.65	20	19	0	0	0	112.1	139	68	58	8	1	36	73	8	0	---	
2009	St. Paul (Ind.)	8-3	2.79	14	11	1	0	0	80.2	89	28	25	3	1	24	46	1	0	---	
	Huntsville	1-2	4.54	9	6	0	0	0	35.2	41	21	18	5	1	9	32	1	0	.285	
2010	Huntsville	1-0	0.40	20	0	0	0	10	22.1	11	2	1	0	1	1	23	0	0	.141	
	Nashville	3-0	2.36	22	0	0	0	6	26.2	19	7	7	1	1	6	21	1	0	.196	
	MILWAUKEE	0-1	7.36	7	0	0	0	0	7.1	10	6	6	2	0	4	9	1	0	.357	
2011	MILWAUKEE	1-1	3.68	9	0	0	0	0	14.2	14	9	6	3	0	3	15	0	1	.250	
	Nashville	0-0	0.00	1	0	0	0	0	1.0	0	0	0	0	0	0	2	0	0	.000	
2012	Brevard County+	0-1	3.00	6	0	0	0	0	6.0	7	2	2	0	0	3	9	1	0	.292	
	Huntsville	0-2	3.28	31	0	0	0	9	35.2	35	15	13	1	2	12	20	3	0	.269	
	Nashville	0-1	1.54	8	0	0	0	0	11.2	8	2	2	0	0	2	11	1	0	.200	
	MILWAUKEE	3-0	3.78	14	0	0	0	0	16.2	18	7	7	1	0	7	14	1	0	.277	
2013	MILWAUKEE	3-3	2.69	71	0	0	0	0	77.0	66	26	23	2	1	16	58	1	0	.234	
2014	MILWAUKEE	3-3	3.24	64	0	0	0	0	58.1	62	22	21	8	0	16	31	1	0	.284	
2015	Colorado Springs	1-1	5.21	17	0	0	0	0	19.0	23	13	11	0	0	4	14	6	0	.303	
	MILWAUKEE	0-1	6.43	7	0	0	0	0	7.0	12	6	5	1	0	5	7	1	0	.387	
	AZL Brewers+	0-0	0.00	3	1	0	0	0	3.1	2	0	0	0	0	3	0	0	0	.167	
2016	Rochester	4-1	3.52	10	0	0	0	0	15.1	15	6	6	0	1	3	11	5	0	.273	
	MINNESOTA	0-2	3.15	54	0	0	0	17	54.1	59	22	19	5	2	8	35	0	0	.276	
2017	MINNESOTA	2-2	2.78	45	0	0	0	28	45.1	41	15	14	3	2	11	27	1	0	.246	
	WASHINGTON	2-1	3.46	27	0	0	0	1	26.0	25	10	10	2	1	5	12	0	0	.253	
2018	WASHINGTON	1-2	3.59	45	0	0	0	2	42.2	40	17	17	2	3	13	31	1	0	.253	
	Potomac+	0-0	0.00	1	0	0	0	0	1.0	0	0	0	0	0	0	1	0	0	.000	
	CHICAGO-NL	2-1	7.00	25	0	0	0	0	18.0	27	14	14	3	1	9	12	0	0	.355	
	WSH/CHI	3-3	4.60	70	0	0	0	2	60.2	67	31	31	5	4	22	43	1	0	.286	
2019	CHICAGO-NL	3-3	2.68	62	0	0	0	1	57.0	45	18	17	5	4	13	48	0	0	.215	
2020	MIAMI	2-3	2.22	24	0	0	0	12	24.1	21	7	6	3	0	11	14	0	0	.236	
Minors Totals		16-12	2.92	182	7	0	0	35	252.1	238	97	82	11	8	60	226	22	0	.250	
AL	Totals	2-4	2.98	99	0	0	0	45	99.2	100	37	33	8	4	19	62	1	0	.262	
NL	Totals	20-19	3.40	355	0	0	0	16	349.0	340	142	132	32	10	102	251	6	1	.259	
ML	Totals	22-23	3.31	454	0	0	0	61	448.2	440	179	165	40	14	121	313	7	1	.260	

+ Rehab assignment

KINTZLER'S WILD CARD SERIES STATISTICS

YEAR	CLUB, OPP	W-L	ERA	G	GS	CG	SHO	SV	IP	H	R	ER	HR	HB	BB	SO	WP	BK	AVG
2020	MIA, CHI	0-0	0.00	2	0	0	0	1	2.0	2	0	0	0	0	0	4	0	0	.250

KINTZLER'S DIVISION SERIES STATISTICS

YEAR	CLUB, OPP	W-L	ERA	G	GS	CG	SHO	SV	IP	H	R	ER	HR	HB	BB	SO	WP	BK	AVG
2017	WSH, CHI	0-1	5.40	3	0	0	0	0	3.1	1	2	2	0	1	2	2	0	0	.125
2020	MIA, ATL	0-0	0.00	1	0	0	0	0	1.0	1	0	0	0	0	0	1	0	0	.250
DS	Totals	0-1	4.15	4	0	0	0	0	4.1	2	2	2	0	1	2	3	0	0	.167

KINTZLER'S ALL-STAR GAME STATISTICS

YEAR	CLUB, SITE	W-L	ERA	G	GS	CG	SHO	SV	IP	H	R	ER	HR	HB	BB	SO	WP	BK	AVG
2017	AL, MIA	0-0	0.00	1	0	0	0	0	1.0	0	0	0	0	0	0	0	0	0	.000

KINTZLER'S MAJOR LEAGUE HITTING TOTALS

	AVG	AB	R	H	2B	3B	HR	RBI	SH	SF	HP	BB	SO	SB	CS	E
Career	.000	3	0	0	0	0	0	0	0	0	0	0	2	0	0	1

KINTZLER'S CAREER TRANSACTIONS

- Selected by New York Yankees in 40th round of June 2003 draft, but did not sign
- Selected by San Diego Padres in 40th round of June 2004 draft
- Signed by Milwaukee Brewers as a minor league free agent, July 24, 2009
- On injured list with right triceps tendinitis, May 5, 2011 through the remainder of the season
- On injured list with right elbow inflammation, March 26-May 15, 2012; included rehab assignment to Brevard County, May 1-15
- On injured list with a strained right rotator cuff, April 9-23, 2014
- On injured list with left patella tendinitis, May 28-August 11, 2015; included rehab assignment to Arizona League Brewers, August 4-11
- Signed by Minnesota Twins as a minor league free agent, December 15, 2015
- Traded to Washington Nationals for Tyler Watson (lhp) and international bonus slot money, July 31, 2017
- On injured list with a right forearm flexor strain, June 10-24, 2018; included rehab assignment to Potomac, June 24
- Traded to Chicago Cubs for Jhon Romero (rhp), July 31, 2018
- On injured list with right pectoral inflammation, August 6-15, 2019
- Signed by Miami Marlins as a free agent, February 3, 2020
- Signed by Philadelphia as a minor league free agent, February 10, 2021

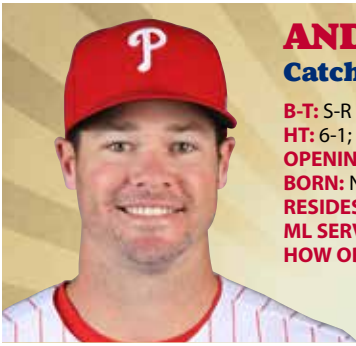
KINTZLER'S CAREER FIELDING

POSITION	PCT	G	PO	A	E	TC	DP
Pitcher	.992	454	45	85	1	131	9

KINTZLER'S GAME HIGHS

STRIKEOUTS: 5 – 4/25/11 vs CIN... **WALKS:** 4 – 6/12/14 at NYM... **LONGEST OUTING:** 3.0 inn. – 6/30/13 at PIT... **WINNING STREAK:** 6 games – 9/7/12-7/29/13... **LOSING STREAK:** 3 games – 5 times, last: 8/15-9/6/20... **SCORELESS STREAK:** 21.1 inn. – 7/4-8/17/13





ANDREW KNAPP

Catcher

B-T: S-R

HT: 6-1; **WT:** 189

OPENING DAY AGE: 29

BORN: November 9, 1991, Roseville, CA

RESIDES: Philadelphia, PA

ML SERVICE: 4 years

HOW OBTAINED: Selected by Phillies in 2nd round of June 2013 draft

@theknappyboy5
 @theknappyboy5

5

2020

- Made his fourth career Opening Day roster
- On 8/12 vs BAL, tied his career high with three hits (other: 4/29/17 at LAD)
- On 9/6 at NYM, homered off RHP Jacob deGrom; with that HR, became the first player to ever double, triple and homer off deGrom in his career
- Caught Zach Eflin's shutout (7.0 IP), 9/18 vs TOR (gm 1)
- Tied his career high with three RBI, 9/23 at WSH
- Reached base safely in 36 (20 H, 15 BB, HBP) of his 89 plate appearances (.404 OBP)
- Was 2-for-9 (22.2%) in throwing out attempted base stealers in 29 games (22 starts) at catcher
- Slashed .343/.465/.457 in 43 plate appearances at Citizens Bank Park

2019

- Made his third career Opening Day roster
- Reached base safely in seven straight plate appearances (2B, 1B, BB, BB, BB, 2B, BB) from 4/16-23
- Tied his career high with three walks on 4/21 at COL and 5/19 vs COL
- Made 43 appearances at catcher (30 starts); appeared in one game at 1st base
- Was 6-for-23 (26.1%) in throwing out attempted base stealers
- Hit .219 (.7-32), 2B, 2 RBI, 2 BB as a pinch-hitter
- Caught both of Zach Eflin's complete games: 4/28 vs MIA and 5/11 at KC
- Batted .290 (9-31), 5 2B, HR, 3 RBI, 2 BB over his final nine games (9/8-29)

2018

- Made his second career Opening Day roster and first Opening Day start
- Was on the ML roster until being optioned to Lehigh Valley (AAA) on 8/15 when Wilson Ramos was activated from the IL
- Had four stints with the Phillies: 3/29-8/15, 8/19, 8/23-28 and 9/7-end of season
- Made 42 ML starts at catcher and one appearance at 1st base
- Slugged his first ML pinch and walk-off HR, 7/1 vs WSH (13th inning); was the first walk-off homer by a Phillie since 4/29/16 (Ryan Howard)
- Batted leadoff on 7/8 at PIT; became the first Phillies catcher to ever start a game in the leadoff spot in the live-ball era (since 1920)
- Was 6-for-38 (15.8%) in throwing out attempted base stealers
- Batted .182 (6-33), HR, 2 RBI, 3 BB as a pinch-hitter

- Batted .250 (5-20), with 2B, RBI, 5 BB, .400 OBP in six games with Lehigh Valley; made four starts at catcher, one at 3rd base and one in LF

2017

- Made his first Opening Day roster
- Made his ML debut, 4/6 at CIN, in a start at catcher
- Started 51 games, all at catcher; made one appearance at 1st base, 7/24 vs HOU
- Ranked 9th among NL rookies in walks (31)
- Doubled for his first ML hit, 4/9 vs WSH (Stephen Strasburg)
- Collected his first career RBI, 4/20 at NYM
- Slugged his first ML HR, 4/29 at LAD (Chris Hatcher)
- Made his first error on 6/28 at SEA, his 31st ML game
- Was the first Phillies catcher to begin his ML career with a 30-game errorless streak since Joe Lonnett's 61-game streak from 4/22/56-9/13/57
- Exited the game on 8/3 at LAA with a bruised right hand
- Placed on the 10-day IL with a right-hand contusion on 8/7 (retroactive to 8/4); reinstated on 9/12
- Threw out 13.2% (5-38) of potential base stealers

2016

- Spent the season with Lehigh Valley
- Named an International League midseason All-Star (1-2, HR); slugged the go-ahead/game-winning HR in the fourth inning of the Triple-A All-Star Game
- Caught 18 of 48 attempted base stealers (37.5%)
- Hit a walk-off double, 5/19 vs Toledo, in the 15th inning after entering the game in the 12th inning as a pinch-runner
- Had a season-best 10-game hitting streak (.366 AVG, 15-41, 2 2B, BB, 6 R) from 5/31-6/11
- Played 1st base in one game, 7/3 vs Charleston (started the game at DH)
- Appeared in three IL playoff games
- Following the season, played for Cibao in the Dominican Winter League

2015

- Recipient of the Paul Owens Award, given annually to the best player in the Phillies minor league system
- Set professional highs in AVG (.308), 2B (35), HR (13), RBI (84), runs (77) and walks (51)
- Selected as a Florida State League midseason All-Star
- Began the season with Clearwater (A)
- Named FSL Player of the Week, 4/27-5/3
- Promoted to Reading (AA) on 6/25
- Batted .401 (65-162) through his first 42 games with Reading

- Had six straight multi-hit games, 7/31-8/6, and 10 out of 11 games, 7/31-8/13
- Named Phillies Minor League Player of the Week, 7/27-8/2 and 8/3-9, and Eastern League Player of the Week, 8/3-9
- Selected as the EL and Phillies Minor League Player of the Month for August (.404, 8 HR, 28 RBI, 9 2B, 1.277 OPS)
- Had a 17-game hitting streak (.348 AVG, 21 RBI), 6/26-7/21 and a 16-game hitting streak (.540 AVG, 5 HR, 20 RBI), 7/31-8/18
- Hit safely in 46 of 55 games with Reading, including 24 multi-hit games
- Played for Glendale in the Arizona Fall League and was named to AFL All-Star Team
- Following the season, was named the No. 4 prospect in the Phillies minor league system by *Baseball America*

2014

- Began the season with Clearwater and played in 23 games before being transferred to Lakewood (A) on 6/2
- Hit safely in 55 of 75 games with Lakewood, including 15 straight, 6/26-7/11
- Participated in Florida Instructional League

2013

- Began pro career with Williamsport (A)
- Was T-1st in the New York-Penn League in doubles (20)
- Named Phillies Minor League Player of the Week, 8/26-9/1
- Hit his first professional HR, 7/26 vs Jamestown
- Participated in FIL
- Had ulnar collateral ligament reconstruction surgery (Tommy John) on his right elbow, 10/4 (Dr. Ken A. Kizuki)

PERSONAL

Andrew Michael Knapp (pronounced nap)... Married Hannah Hughes (11/3/18)... 2010 graduate of Granite Bay High School (CA), where he played baseball and football... Named 2009 Sierra Foothill League MVP in baseball following his junior season... Attended the University of California, Berkeley... His father, Mike, was drafted by CAL in 1986 and played 11 years in the minor leagues and his brother, Aaron, was selected by MIA in the 8th round of the June 2016 draft... **Hobbies:** Golfing, fishing and going to concerts... **Signed by:** Joey Davis

ANDREW KNAPP'S CAREER STATISTICS

YEAR	CLUB	AVG	G	AB	R	H	2B	3B	HR	RBI	SH	SF	HP	BB	SO	SB	CS	OBP	SLG	OPS	E
2013	Williamsport	.253	62	217	30	55	#20	0	4	23	0	1	7	22	57	7	5	.340	.401	.741	4
2014	Clearwater	.157	23	83	7	13	1	0	1	7	0	0	2	5	26	1	0	.222	.205	.427	0
	Lakewood	.290	75	283	39	82	19	4	5	25	0	2	2	27	71	3	3	.354	.438	.792	5
2015	Clearwater	.262	63	244	38	64	14	3	2	28	0	1	7	29	63	0	1	.356	.369	.725	6
	Reading	.360	55	214	39	77	21	2	11	56	0	3	2	22	43	1	0	.419	.631	1.050	1
2016	Lehigh Valley	.266	107	403	55	107	24	1	8	46	0	1	2	37	107	2	2	.330	.390	.720	7
2017	PHILLIES	.257	56	171	26	44	8	1	3	13	0	2	0	31	56	1	0	.368	.368	.736	4
2018	PHILLIES	.198	84	187	19	37	6	2	4	15	1	1	2	24	75	1	0	.294	.316	.610	8
	Lehigh Valley	.250	6	20	2	5	1	0	0	1	0	0	0	5	6	0	0	.400	.300	.700	1
2019	PHILLIES	.213	74	136	12	29	9	0	2	8	3	0	3	18	51	0	0	.318	.324	.642	3
2020	PHILLIES	.278	33	72	9	20	4	1	2	15	0	1	1	15	19	0	0	.404	.444	.849	2
Minors Totals		.275	391	1464	210	403	100	10	31	186	0	8	22	147	373	14	11	.349	.421	.769	24
ML	Totals	.230	247	566	66	130	27	4	11	51	4	4	6	88	201	2	0	.337	.350	.687	17

Tied for league lead

KNAPP'S CAREER TRANSACTIONS

- Selected by Oakland Athletics in 41st round of June 2010 draft, but did not sign
- Selected by Philadelphia in 2nd round of June 2013 draft
- On injured list with a right-hand contusion, August 4-September 11, 2017

KNAPP'S CAREER FIELDING

POSITION	PCT	G	PO	A	E	TC	DP	PB
Catcher	.988	178	1341	83	17	1441	10	16
First base	1.000	4	16	0	0	16	3	-

KNAPP'S GAME HIGHS

HITS: 3 – 2 times, last: 8/12/20 vs BAL... **RUNS:** 2 – 9 times, last: 5/19/19 vs COL... **DOUBLES:** 1... **TRIPLES:** 1... **HOME RUNS:** 1... **RBI:** 3 – 3 times, last: 9/23/20 at WSH... **WALKS:** 3 – 3 times, last: 5/19/19 vs COL... **STOLEN BASES:** 1... **HITTING STREAK:** 7 games – 6/22-7/6/18

KNAPP'S NOTABLE HOMERS

GRAND SLAMS: None... **INSIDE-THE-PARK HR:** None... **LEADOFF HR:** None... **PINCH HR:** 1 – 7/1/18 vs WSH (Justin Miller)... **WALK-OFF HR:** 1 – 7/1/18 vs WSH (Justin Miller)



MAURICIO LLOVERA

Right-Handed Pitcher

63

@mauricio_llovera

B-T: R-R

HT: 5-11; **WT:** 224

OPENING DAY AGE: 24

BORN: April 17, 1996, El Tigre, VZ

RESIDES: El Tigre, VZ

ML SERVICE: 6 days

HOW OBTAINED: Signed by Phillies as an amateur free agent, 12/14/14

2020

- Began the season at the alternate training site in Lehigh Valley
- Was recalled on 9/6 and made his ML debut that day at NYM
- Optioned to Lehigh Valley on 9/7 for the remainder of the season

2019

- Spent the season with Reading (AA)
- Posted a 2.51 ERA (4 ER, 14.1 IP) in four April starts and a 3.54 ERA (8 ER, 20.1 IP) in four appearances (two starts) in June
- Was on the IL, 7/2-12, with a left shin contusion and 7/15-end of season with right elbow inflammation
- Averaged 9.92 SO/9.0 IP (72 SO, 65.1 IP)

2018

- Spent the season with Clearwater (A)
- Led the Florida State League in strikeouts (137) and among qualifying FSL starting pitchers, was 1st in OPP AVG (.221) & SO/9.0 IP (10.20) and 2nd in fewest base runners/9.0 IP (11.03)
- Ranked 2nd in the FSL in WHIP (1.11), T-5th in CG (1), 7th in IP (121.0), 8th in ERA (3.72), T-8th in starts (22) and T-10th in wins (8)
- Named Phillies Minor League Pitcher of the Week, 7/30-8/5
- Had two double-digit strikeout starts: 10 SO on 7/31 vs Tampa & 11 SO on 8/26 (gm 1) vs Charlotte (7.0-inning CG)
- Held LHH to a .213 AVG (52-244)

2017

- Spent the entire season with Lakewood (A)
- Named Phillies Minor League Pitcher of the Week, 7/10-16

- Struck out a season-high nine batters over 5.0 scoreless innings, 7/14 vs Rome
- Posted a 2.18 ERA (8 ER, 33.0 IP) in 18 relief appearances before the All-Star break
- Posted a 1.99 ERA (11 ER, 49.2 IP) in 15 home games (6 starts) compared to a 5.20 ERA (21 ER, 36.1 IP) in 15 road games (4 starts)
- Held RHH to a .226 AVG (38-168)

2016

- Spent the entire season with Gulf Coast League Phillies (R)
- Named GCL Player of the Month for August
- Finished with the 8th-lowest ERA (1.87) among qualifying MiLB pitchers
- Was T-1st in the GCL in wins (7), 3rd in strikeouts (56) & WHIP (0.96), 4th in ERA, T-6th in starts (10) and 9th in IP (53.0)
- Earned a win in five straight starts, 7/26-8/20
- Posted a 21.0-inning scoreless streak, 8/2-26
- Allowed one run or none in eight of his 10 starts
- Participated in Florida Instructional League

2015

- Began pro career with Venezuelan Summer League Phillies (R)
- Finished 5th in VSL in SO (43)
- Threw 6.0 no-hit innings with nine SO, 6/25 at VSL Rays
- Held opponents to a .209 AVG (36-172)
- Participated in FIL

PERSONAL

Mauricio Alejandro Llovera (pronounced yo-VAIR-uh)...

Signed by: Carlos Salas

MAURICIO LLOVERA'S CAREER STATISTICS

YEAR	CLUB	W-L	ERA	G	GS	CG	SHO	SV	IP	H	R	ER	HR	HB	BB	SO	WP	BK	AVG
2015	VSL Phillies	2-4	3.23	11	10	0	0	0	47.1	36	22	17	1	2	17	43	10	*5	.209
2016	GCL Phillies	#7-1	1.87	11	10	0	0	0	53.0	39	12	11	0	8	12	56	5	0	.205
2017	Lakewood	2-4	3.35	30	10	0	0	0	86.0	81	43	32	2	4	33	94	10	0	.250
2018	Clearwater	8-7	3.72	23	22	1	0	0	121.0	100	59	50	14	#14	34	*137	2	1	*.221
2019	Reading	3-4	4.55	14	12	0	0	0	65.1	60	35	33	7	5	28	72	4	1	.243
2020	PHILLIES	0-0	36.00	1	0	0	0	0	1.0	5	4	4	0	1	1	1	0	0	.625
Minors Totals		22-20	3.45	89	64	1	0	0	372.2	316	171	143	24	33	124	402	31	7	.228
ML	Totals	0-0	36.00	1	0	0	0	0	1.0	5	4	4	0	1	1	1	0	0	.625

* League leader

Tied for league lead

LLOVERA'S CAREER TRANSACTIONS

- Signed by Philadelphia as an amateur free agent, December 14, 2014

LLOVERA'S CAREER FIELDING

POSITION	PCT	G	PO	A	E	TC	DP
Pitcher	1.000	1	0	1	0	1	0

LLOVERA'S GAME HIGHS

STRIKEOUTS: 1... **WALKS:** 1... **LONGEST OUTING:** 1.0 inn. – 9/6/20 at NYM... **WINNING STREAK:** N/A... **LOSING STREAK:** N/A... **SCORELESS STREAK:** N/A



RAFAEL MARCHÁN

Catcher

B-T: S-R
HT: 5-9; **WT:** 170
OPENING DAY AGE: 22
BORN: February 25, 1999, San Cristóbal, VZ
RESIDES: Caracas, VZ
ML SERVICE: 42 days
HOW OBTAINED: Signed by Phillies as an amateur free agent, 7/2/15

12

[@alemarchan13](https://twitter.com/alemarchan13)
[@alemarchan13](https://www.instagram.com/alemarchan13)

2020

- Batted .429 (3-7) in six spring training games
- Was added to the club's player pool during summer camp
- Had his contract selected from Lehigh Valley prior to the second game of the doubleheader on 9/13 at MIA
- On 9/14 at MIA, made his ML debut in a start at catcher and singled in his first career plate appearance
- At 21 years, 202 days, became the youngest Phillie to collect a hit in his first ML plate appearance since Orlando Isales (20 years, 283 days) on 9/30/80 vs CHI
- The last Phillie to make his ML debut as the starting catcher at a younger age was Mike Loan (17 years, 357 days) on 9/18/1912 vs STL (that was the lone game of Loan's ML career)
- Became the youngest Phillie to make his ML debut since Elizardo Ramirez (21 years, 118 days) did so on 5/25/04 at NYM
- On 9/18 vs TOR (gm 2), hit his first career HR (A.J. Cole), a three-run, game-tying shot; it was also his first professional HR, having never homered in 765 career at-bats in the minor leagues
- At 21 years, 206 days old, became the youngest Phillies catcher ever to homer in a game and the youngest Phillies player to homer since Scott Rolen (21 years, 155 days) on 9/6/96 vs CHI
- The last catcher in the majors to homer at a younger age was Salvador Pérez for each of his first three career homers between 8/29-9/23/11 (between 21 years, 111 days and 21 years, 136 days for all three)
- Following the season, was named the No. 5 prospect in the Phillies minor league system by *Baseball America*

2019

- Opened year with Lakewood (A)
- Promoted to Clearwater (A) on 7/30 for the remainder of the season
- Caught 36.5% (31-85) of runners attempting to steal in 70 games (68 starts) at catcher
- Was on the IL, 5/2-24, with a left wrist contusion
- Following the season, was named the No. 6 prospect and rated as the best defensive catcher in the Phillies minor league system by *Baseball America*

2018

- Named a New York-Penn League All-Star
- Ranked 4th in the NYPL in AVG (.301)
- Among qualifying hitters in the NYPL, was the 3rd-most difficult hitter to strike out (11.67 PA/SO)
- Spent the entire season with Williamsport (A)
- Led NYPL catchers in assists (57) and was T-1st in double plays turned (5)
- Among qualifying NYPL catchers, ranked 4th in catcher caught stealing percentage (29.4%, 20 of 68)
- Hit .377 (20-53) against LHP
- Participated in Florida Instructional League

2017

- Spent the entire season with Gulf Coast League Phillies (R)
- Hit .297 (11-37) in 14 home games
- Caught 16 of 37 attempted base stealers (43.2%)
- Participated in FIL

2016

- Began professional career with Dominican Summer League Phillies-2 (R)
- Led all Phillies short-season minor leaguers in RBI (34)
- Threw out 40.0% of attempted base stealers (16 CS, 24 SB)
- Batted .388 (31-80) with 18 RBI and a .446 OBP in July
- Participated in FIL

2015

- Participated in FIL

PERSONAL

Rafael Alejandro Marchán (mahr-CHAN)... **Hobbies:** Spending time with family, going to the beach, watching movies and playing basketball... **Signed by:** Jesús Méndez

RAFAEL MARCHÁN'S CAREER STATISTICS

YEAR	CLUB	AVG	G	AB	R	H	2B	3B	HR	RBI	SH	SF	HP	BB	SO	SB	CS	OBP	SLG	OPS	E
2016	DSL Phillies-2	.333	44	171	23	57	7	1	0	34	0	5	0	16	14	6	0	.380	.386	.766	5
2017	GCL Phillies	.238	30	84	10	20	5	0	0	10	0	2	3	4	8	1	0	.290	.298	.588	3
2018	Williamsport	.301	51	196	28	59	8	2	0	12	0	1	2	11	18	9	6	.343	.362	.705	4
2019	Lakewood	.271	63	236	21	64	16	0	0	20	0	1	4	24	31	1	3	.347	.339	.686	4
	Clearwater	.231	22	78	6	18	4	0	0	3	0	1	1	6	8	1	2	.291	.282	.573	4
2020	PHILLIES	.500	3	8	3	4	0	0	1	3	0	0	0	1	2	0	0	.556	.875	1.431	1
Minors Totals		.285	210	765	88	218	40	3	0	79	0	10	10	61	79	18	11	.342	.345	.687	20
ML	Totals	.500	3	8	3	4	0	0	1	3	0	0	0	1	2	0	0	.556	.875	1.431	1

MARCHÁN'S CAREER TRANSACTIONS

- Signed by Philadelphia as an amateur free agent, July 2, 2015

MARCHÁN'S CAREER FIELDING

POSITION	PCT	G	PO	A	E	TC	DP	PB
Catcher	.963	3	25	1	1	27	0	0

MARCHÁN'S GAME HIGHS

HITS: 2 – 9/18/20 vs TOR (gm 2)... **RUNS:** 2 – 9/18/20 vs TOR (gm 2)... **DOUBLES:** None... **TRIPLES:** None... **HOME RUNS:** 1... **RBI:** 3 – 9/18/20 vs TOR (gm 2)... **WALKS:** 1... **STOLEN BASES:** None... **HITTING STREAK:** 3 games – 9/14-20/20

**MAJOR LEAGUE DEBUT DATES
(40-MAN ROSTER)**

Player	Date	Team	Player	Date	Team
José Alvarado	5/3/17	Rays	Rafael Marchán	9/14/20	Phillies
Chase Anderson	5/11/14	Diamondbacks	Andrew McCutchen	6/4/09	Pirates
Alec Bohm	8/13/20	Phillies	Adonis Medina	9/20/20	Phillies
Archie Bradley	4/11/15	Diamondbacks	Brad Miller	6/28/13	Mariners
Connor Brogdon	8/13/20	Phillies	Mickey Moniak	9/16/20	Phillies
Sam Coonrod	5/26/19	Giants	Matt Moore	9/14/11	Rays
Seranthony Domínguez	5/7/18	Phillies	Héctor Neris	8/5/14	Phillies
Zach Eflin	6/14/16	Phillies	Aaron Nola	7/21/15	Phillies
Didi Gregorius	9/5/12	Reds	Roman Quinn	9/11/16	Phillies
David Hale	9/13/13	Braves	J.T. Realmuto	6/5/14	Marlins
Bryce Harper	4/28/12	Nationals	JoJo Romero	8/21/20	Phillies
Adam Haseley	6/4/19	Phillies	Ramón Rosso	7/24/20	Phillies
Rhys Hoskins	8/10/17	Phillies	Jean Segura	7/24/12	Angels
Spencer Howard	8/9/20	Phillies	Ranger Suárez	7/26/18	Phillies
Scott Kingery	3/30/18	Phillies	Vince Velasquez	6/10/15	Astros
Andrew Knapp	4/6/17	Phillies	Zack Wheeler	6/18/13	Mets
Mauricio Llovera	9/6/20	Phillies			



JEFF MATHIS

Catcher

B-T: R-R

HT: 6-0; **WT:** 205

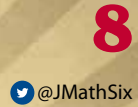
OPENING DAY AGE: 38

BORN: March 31, 1983, Marianna, FL

RESIDES: Santa Rosa Beach, FL

ML SERVICE: 14 years, 12 days

HOW OBTAINED: Signed by Phillies as a minor league free agent, 2/16/21



8

Non-Roster Invitee

2020

- Appeared in 24 games at catcher (22 starts) with TEX
- Caught four of 12 runners attempting to steal (33.3%)
- His three HR during the season matched his combined HR total from 2018-19 (155 games)

2019

- Spent his first season with TEX
- Made 76 starts at catcher
- Made a pair of pitching appearances, 4/25 at SEA (1.0 IP, 1 H, 0 R) and 8/12 at TOR (1.0 IP, 2 H, 2 ER), the fourth and fifth pitching appearances of his career
- Left game due to a lower back strain on 9/14 vs OAK and did not play the rest of the season

2018

- Led all ML catchers with 17 defensive runs saved, five more than any other backstop
- Among NL catchers with 60 or more games, had the lowest catcher's ERA (3.20), the 3rd-highest caught stealing percentage (33.3%, 8-24), and the 4th-highest fielding percentage (.998)
- Won first career Fielding Bible Award as MLB's top defensive catcher
- Had a career-best 83-game errorless streak (744 TC) from 6/22/17-9/16/18
- Had a .172 AVG (16-93) in his first 33 games (through 7/7) before hitting .311 (19-61) in his next 19 contests
- Hit safely in eight straight starts, 7/4-28 (.344 AVG)
- Pitched the 16th inning on 7/8 vs SD (1.0 IP, 1 H, 1 ER, 1 SO)

2017

- Started 56 games at catcher in his first season with ARI
- Ranked 4th among NL catchers (min. 200.0 innings) with 3.51 catcher's ERA and 34.5% caught stealing percentage
- Reached base safely in a career-high 17 consecutive games, 6/22-8/5
- Hit safely in 11 straight games, 7/7-8/5
- Was on the IL from 8/22-9/29 with a fractured right hand
- Returned to make three starts in the postseason
- Homered off LAD's Clayton Kershaw in Game 1 of the NLDS

2016

- Started 36 games as MIA's backup catcher
- Hit a grand slam, 6/14 at SD off Drew Pomeranz, the third of his career

2015

- Made 29 starts behind the plate for MIA
- Was on the IL from 4/13-6/4 with a fractured right ring finger sustained on a foul tip on 4/12 vs TB; played in nine total games on rehab assignments with New Orleans (AAA) and Jacksonville (AA)
- Had first career game with a double and a triple, 9/25 vs ATL

2014

- Spent the season with MIA
- Started 52 games behind the plate with a .998 fielding percentage (1 E, 429 TC)

2013

- Opened his first season with MIA on the IL after suffering a broken right collarbone in club's first spring training game, 2/23 vs STL
- Appeared in nine rehab games at Jupiter (A), Jacksonville, and New Orleans before being activated on 5/14
- Made 70 starts at catcher, throwing out 15 of 45 attempted base stealers (33.3%)
- Tied club record with five straight games with multiple RBI, 6/26-7/3
- Hit the fourth walk-off grand slam in MIA history, 6/30 vs SD; was also the 3,000th home run in franchise history
- Earned the Jeff Conine "Mr. Marlin" Award

2012

- In his lone season with TOR, started 59 games at catcher
- Of his 46 hits, 21 went for extra bases (13 2B, 8 HR)
- Tied career high with four hits twice: 6/28 vs LAA and 9/13 vs SEA
- Made first two career pitching appearances, 5/25 at TEX (1.0 IP, 1 H, BB) and 7/25 vs OAK (1.0 IP, 3 H, 2 ER)

2011

- Started 79 games behind the plate in his final season with LAA
- His 411 games caught with LAA were 4th-most in franchise history
- Homered on his 28th birthday on 3/31 at KC, becoming the third player in MLB history to hit an Opening Day homer on his birthday

2010

- Was on the IL from 4/20-6/16 with a fractured right wrist; included a rehab assignment to Salt Lake (AAA), 6/4-16
- Had a career-high 13-game hitting streak, 4/5-22

2009

- Made 78 starts behind the plate for LAA
- Batted .534 (8-15) in seven ALDS and ALCS games

2008

- Spent his first full season in the majors with LAA
- Started a career-high 90 games at catcher and set career highs in most offensive categories including hits (55), homers (9) and RBI (42)
- Set career high with six RBI, including his first grand slam, 7/23 vs CLE

2007

- Opened the season at Salt Lake before being recalled by LAA on 7/3
- Made 52 starts after being recalled, all at catcher

2006

- Made a total of 14 starts in two stints with LAA (Opening Day-5/3; 9/1-end of season)
- Was named LAA's organizational Defensive Player of the Year for the third time
- Named a Pacific Coast League postseason All-Star and a *Baseball America* triple-A All-Star

2005

- Spent most of year at Salt Lake, hitting a professional-best 21 homers
- Earned LAA's organizational Defensive Player of the Year Award
- Named a PCL Postseason All-Star and a *Baseball America* triple-A All-Star
- Was recalled by LAA on 8/12 and struck out as a pinch-hitter in ML debut that night at SEA
- Was optioned on 8/15 and promoted again on 9/6
- Recorded his first ML hit off Keiichi Yabu (single), 9/29 at OAK

2004

- Named to Texas League All-Star team
- Played for the U.S. Team in the All-Star Futures Game on 7/11 at Minute Maid Park
- Spent the entire season at Arkansas (AA)
- Named LAA's Minor League Defensive Player of the Month for April and July

2003

- Played for the U.S. Team in the All-Star Futures Game on 7/13 at U.S. Cellular Field
- Combined to bat a professional-best .315 with 13 homers and 68 RBI in 121 games with Rancho Cucamonga (A) and Arkansas
- Named to California League All-Star team and *Baseball America* High Class-A All-Star team
- Earned LAA's organizational Defensive Player of the Year Award

2002

- Named to Midwest League All-Star team
- Had a professional-best 41 doubles at Cedar Rapids (A)
- Named LAA's Minor League Defensive Player of the Month for April

2001

- Began pro career with Arizona League Angels (R)
- Promoted to Provo (R)
- Named LAA's Minor League Defensive Player of the Month for July

PERSONAL

Jeffrey Stephen Mathis... Married, wife's name is Jenna; has two daughters, Sage (9/28/15) and Sloane (6/10/18)... 2001 graduate of Marianna High School (FL), where he won four district titles, a regional title and appeared in the state championship game in football in 2000... Also won a state title in baseball in 1999... Was selected to represent the United States at the 2005 Olympic Qualifying Tournament in Phoenix... Named to the all-tournament team after hitting .500 (6-12) with two doubles and five RBI... Was named to Cedar Rapids Kernels Hall of Fame in 2011... **Hobbies:** Golfing, fishing and hunting... **Signed by:** Tom Kotchman

JEFF MATHIS' CAREER STATISTICS

YEAR	CLUB	AVG	G	AB	R	H	2B	3B	HR	RBI	SH	SF	HP	BB	SO	SB	CS	OBP	SLG	OPS	E
2001	AZL Angels	.304	7	23	1	7	1	0	0	3	0	1	0	2	4	0	0	.346	.348	.694	-
	Provo	.299	22	77	14	23	6	3	0	18	0	3	2	11	13	1	0	.387	.455	.842	-
2002	Cedar Rapids	.287	128	491	75	141	41	3	10	73	2	8	8	40	75	7	4	.346	.444	.790	-
2003	Rancho Cuca.	.323	97	378	73	122	28	3	11	54	0	4	5	35	74	5	3	.384	.500	.884	-
	Arkansas	.284	24	95	19	27	11	0	2	14	1	2	1	12	16	1	2	.364	.463	.827	-
2004	Arkansas	.227	117	432	57	98	24	3	14	55	4	4	5	49	102	2	1	.310	.394	.704	-
2005	Salt Lake	.278	111	424	78	118	26	3	21	73	5	4	1	42	84	4	3	.342	.502	.844	9
	LOS ANGELES-AL	.333	5	3	1	1	0	0	0	0	0	0	0	1	0	0	0	.333	.333	.667	-
2006	Salt Lake	.289	99	384	62	111	33	3	5	45	0	5	2	26	75	3	1	.333	.430	.763	6
	LOS ANGELES-AL	.145	23	55	9	8	2	0	2	6	0	1	0	7	14	0	0	.238	.291	.529	3
2007	Salt Lake	.244	66	250	39	61	14	2	5	26	2	2	2	17	45	3	1	.295	.376	.671	8
	LOS ANGELES-AL	.211	59	171	24	36	12	0	4	23	3	4	2	15	49	0	1	.276	.351	.627	4
2008	LOS ANGELES-AL	.194	94	283	35	55	8	0	9	42	8	4	3	30	90	2	2	.275	.318	.593	13
2009	LOS ANGELES-AL	.211	84	237	26	50	8	0	5	28	8	1	4	22	73	2	3	.288	.308	.596	7
2010	LOS ANGELES-AL	.195	68	205	19	40	6	1	3	18	3	3	1	6	59	3	0	.219	.278	.497	7
	Salt Lake+	.242	9	33	6	8	1	1	1	5	0	0	0	4	10	0	0	.324	.424	.749	0
2011	LOS ANGELES-AL	.174	93	247	18	43	12	0	3	22	14	3	2	15	75	1	2	.225	.259	.484	3
2012	TORONTO	.218	70	211	25	46	13	0	8	27	6	1	0	9	68	1	0	.249	.393	.642	2
2013	Jupiter+	.286	4	14	1	4	2	0	0	4	0	0	1	1	4	0	0	.375	.429	.804	0
	Jacksonville+	.273	3	11	1	3	1	0	1	6	1	0	0	1	6	0	0	.333	.636	.970	0
	New Orleans+	.222	2	9	1	2	1	0	1	2	0	0	0	1	5	0	0	.300	.667	.967	0
	MIAMI	.181	73	232	14	42	7	1	5	29	1	1	1	21	76	0	0	.251	.284	.536	1
2014	MIAMI	.200	64	175	12	35	7	0	2	12	5	0	0	15	64	0	0	.263	.274	.537	1
2015	MIAMI	.161	32	93	9	15	4	1	2	12	0	3	0	7	24	0	0	.214	.290	.504	1
	Jacksonville+	.294	5	17	2	5	1	0	0	2	0	1	0	2	6	0	0	.350	.353	.703	0
	New Orleans+	.000	4	10	0	0	0	0	0	0	0	0	0	0	2	0	0	.000	.000	.000	0
2016	MIAMI	.238	41	126	12	30	4	1	2	15	1	0	1	4	36	0	0	.267	.333	.600	3
2017	ARIZONA	.215	60	186	13	40	10	2	2	11	1	0	2	14	61	1	0	.277	.323	.600	3
2018	ARIZONA	.200	69	195	15	39	9	1	1	20	1	2	0	20	66	0	0	.272	.272	.544	1
2019	TEXAS	.158	86	228	17	36	9	0	2	12	0	1	0	15	87	1	0	.209	.224	.433	6
2020	TEXAS	.161	24	62	6	10	1	1	3	9	0	1	0	5	24	1	0	.221	.355	.575	2
Minors Totals		.276	698	2648	429	730	190	21	71	380	15	34	27	243	521	26	15	.339	.444	.782	23
AL	Totals	.191	606	1702	180	325	71	2	39	187	42	19	12	124	540	11	8	.248	.304	.552	47
NL	Totals	.200	339	1007	75	201	41	6	14	99	9	6	4	81	327	1	0	.260	.294	.554	10
ML	Totals	.194	945	2709	255	526	112	8	53	286	51	25	16	205	867	12	8	.253	.300	.553	57

+ Rehab assignment

MATHIS' WILD CARD SERIES STATISTICS

YEAR	CLUB, OPP	AVG	G	AB	R	H	2B	3B	HR	RBI	SH	SF	HP	BB	SO	SB	CS	OBP	SLG	OPS	E
2017	ARI, COL	.250	1	4	0	1	0	0	0	1	0	0	0	1	2	0	0	.400	.250	.650	0

MATHIS' DIVISION SERIES STATISTICS

YEAR	CLUB, OPP	AVG	G	AB	R	H	2B	3B	HR	RBI	SH	SF	HP	BB	SO	SB	CS	OBP	SLG	OPS	E
2007	LAA, BOS	.000	2	3	0	0	0	0	0	1	0	0	0	0	0	0	0	.000	.000	.000	0
2008	LAA, BOS	.500	1	2	0	1	0	0	0	0	0	0	0	0	1	0	0	.500	.500	1.000	0
2009	LAA, BOS	.333	2	3	0	1	0	0	0	0	1	0	0	0	2	0	0	.333	.333	.667	1
2017	ARI, LAD	.200	2	5	1	1	0	0	1	1	0	0	0	1	0	0	0	.200	.800	1.000	1
DS	Totals	.231	7	13	1	3	0	0	1	2	1	0	0	0	4	0	0	.231	.462	.692	1

MATHIS' LEAGUE CHAMPIONSHIP SERIES STATISTICS

YEAR	CLUB, OPP	AVG	G	AB	R	H	2B	3B	HR	RBI	SH	SF	HP	BB	SO	SB	CS	OBP	SLG	OPS	E
2009	LAA, NYY	.583	5	12	2	7	5	0	0	1	0	0	0	0	2	0	0	.583	1.000	1.583	0

MATHIS' CAREER TRANSACTIONS

- Selected by Anaheim Angels in supplemental round (33rd overall) of June 2001 draft
- On injured list with a right wrist fracture, April 20-June 16, 2010; included a rehab assignment to Salt Lake, June 4-16
- Traded to Toronto Blue Jays for Brad Mills (lhp), December 3, 2011
- Traded to Miami Marlins with Henderson Alvarez (rhp), Anthony DeSclafani (rhp), Yunel Escobar (inf), Adeiny Hechavarria (inf), Jake Marisnick (of) and Justin Nicolino (lhp) for Emilio Bonifacio (inf/of), John Buck (c), Mark Buehrle (lhp), Josh Johnson (rhp), Jose Reyes (inf) and cash considerations, November 19, 2012
- On injured list with a collarbone fracture, March 22-May 13, 2013; included rehab assignments to Jupiter, May 2-6, Jacksonville, May 7-10 and New Orleans, May 11-13
- On injured list with a right ring finger fracture, April 13-June 4, 2015; included rehab assignments to New Orleans, May 24-29 and Jacksonville, May 30-June 4
- Signed by Arizona Diamondbacks as a free agent, December 5, 2016
- On injured list with a right hand fracture, August 22-September 29, 2017
- Signed by Texas Rangers as a free agent, November 20, 2018
- Signed by Philadelphia as a minor league free agent, February 16, 2021

MATHIS' CAREER FIELDING

POSITION	PCT	G	PO	A	E	TC	DP	PB
Catcher	.992	911	6271	550	57	6878	44	54
Pitcher	---	5	0	0	0	0	0	-
Second base	1.000	1	1	0	0	1	0	-


MATHIS' GAME HIGHS

HITS: 4 – 3 times, last: 9/13/12 vs SEA... **RUNS:** 3 – 2 times, last: 6/28/12 vs LAA... **DOUBLES:** 2 – 3 times, last: 7/8/18 vs SD...
TRIPLES: 1... **HOME RUNS:** 1... **RBI:** 6 – 7/23/08 vs CLE... **WALKS:** 3 – 6/3/08 vs SEA... **STOLEN BASES:** 2 – 7/17/09 at OAK...
HITTING STREAK: 13 games – 4/5-22/10

MATHIS' NOTABLE HOMERS

GRAND SLAMS: 3 – 7/23/08 vs CLE (Tom Mastny); 6/30/13 vs SD (Tyson Ross); 6/14/16 at SD (Drew Pomeranz)... **INSIDE-THE-PARK HR:** None... **LEADOFF HR:** None... **PINCH HR:** None... **WALK-OFF HR:** 1 – 6/30/13 vs SD (Tyson Ross)





NICK MATON

Shortstop

67

B-T: L-R

HT: 6-2; **WT:** 178

OPENING DAY AGE: 24

BORN: February 18, 1997, Chatham, IL

RESIDES: Chatham, IL

HOW OBTAINED: Selected by Phillies in 7th round of June 2017 draft

@Nick_maton123

@nickmaton

2020

- Was a non-roster invite to ML spring training and was part of Philadelphia's player pool at the alternate training site in Lehigh Valley
- Following the season, was named the No. 10 prospect in the Phillies minor league system by *Baseball America*

2019

- Named an Organization All-Star by MiLB.com for the second consecutive season
- Spent most of the season with Clearwater (A) and was selected as a Florida State League midseason All-Star
- Named Phillies Minor League Player of the Week, 5/6-12
- Slashed .298/.383/.404 in 49 home games for Clearwater
- Promoted to Reading (AA) on 8/9
- Combined to hit .266/.349/.376 in 114 games between the two levels
- Following the season, played for Scottsdale in the Arizona Fall League (.333/.385/.667 in 3 G)
- Ranked by *Baseball America* as the No. 10 prospect in the Phillies minor league system following the season

2018

- Spent his second pro season with Lakewood (A)
- Named a South Atlantic League midseason All-Star
- Won Defensive Player of the Game in the SAL All-Star Game

- Selected as an Organization All-Star by MiLB.com
- Led all qualifying SAL shortstops with a .966 fielding percentage
- Named Phillies Defender of the Month for May
- Hit a grand slam, 8/15 vs Rome
- Homed in Game 1 of the SAL Championship Series, 9/10 at Lexington

2017

- Began pro career with Williamsport (A)
- Among all qualified shortstops in the New York-Penn League, ranked 1st in assists (175) and T-1st in double plays (33)
- Among all NYPL players, ranked T-9th in runs (34) and T-10th in walks (30)
- Hit his first pro home run, 8/5 vs Auburn
- Participated in Florida Instructional League

PERSONAL

Nick Maton... 2015 graduate of Glenwood High School (IL)... Attended Eastern Illinois University and was named to the All-Freshman team in the Ohio Valley Conference in 2016 before transferring to Lincoln Land Community College (IL) for his sophomore season... His brother, Phil, is currently a pitcher in CLE's organization... **Hobby:** Playing with his dog, Charlee... **Signed by:** Justin Morgenstern

NICK MATON'S CAREER STATISTICS

YEAR	CLUB	AVG	G	AB	R	H	2B	3B	HR	RBI	SH	SF	HP	BB	SO	SB	CS	OBP	SLG	OPS	E
2017	Williamsport	.252	58	210	34	53	9	1	2	13	0	3	3	30	47	10	5	.350	.333	.683	9
2018	Lakewood	.256	114	406	52	104	26	5	8	51	5	7	5	43	103	5	3	.330	.404	.734	15
2019	Clearwater	.276	93	337	35	93	14	3	5	45	1	2	3	41	71	11	8	.358	.380	.738	9
	Reading	.210	21	62	6	13	3	0	2	6	0	1	0	9	14	1	1	.306	.355	.660	2
2020	Did not play																				
Minors Totals		.259	286	1015	127	263	52	9	17	115	6	13	11	123	235	27	17	.342	.378	.720	35

MATON'S CAREER TRANSACTIONS

- Selected by Oakland Athletics in 40th round of June 2015 draft, but did not sign
- Selected by Philadelphia in 7th round of June 2017 draft



ANDREW McCUTCHEN

Left Fielder

22

B-T: R-R

HT: 5-11; **WT:** 195

OPENING DAY AGE: 34

BORN: October 10, 1986, Fort Meade, FL

RESIDES: Pittsburgh, PA

ML SERVICE: 11 years, 123 days

HOW OBTAINED: Signed by Phillies as a free agent, 12/12/18

CONTRACT STATUS: Signed a three-year contract on 12/12/18, taking him through 2021 with a club option for 2022

@TheCUTCH22
 @cutchtwenty2

2020

- Made his 11th career Opening Day roster
- Finished T-7th in the NL in go-ahead RBI (9)
- On 8/25 at WSH, logged his 24th career multi-SB game
- Collected his 100th career game-winning RBI, 9/11 at MIA (gm 1)
- On 9/14 at MIA, slugged his 15th career leadoff HR
- On 9/26 at TB, recorded his 21st career game with at least four hits
- From 8/16-end of season, batted .342 (13-38), 2B, 3 HR, 20 RBI, 3 BB, .996 OPS with RISP
- Made 52 starts: 36 in LF and 16 as the DH
- Batted leadoff in all his starts

2019

- Made his 10th career Opening Day roster and slugged a leadoff HR in his first at-bat as a Phillie on 3/28 vs ATL (Julio Teheran)
- Joined César Hernández (2017) and Heinie Mueller (1938) as the only Phillies to hit a leadoff homer on Opening Day since 1900
- Notched his 600th career XBH with a double on 4/15 vs NYM
- Collected at least one XBH in five consecutive games from 4/12-16, which was one game shy of his career-best XBH streak (6 G, 6/30-7/4/11)
- Collected his 800th RBI and 800th walk on 4/27 vs MIA
- Recorded multiple XBH in a career-best three straight games from 5/22-24
- On 5/29 vs STL, became the first leadoff hitter with three walks, four runs and a HR in a game since he himself did so on 8/10/11 at SF; also became just the third NL player in the live-ball era (since 1920), regardless of lineup spot, with multiple such games, joining Barry Bonds (3) and Mike Schmidt (2)
- His 24 runs scored before May (29 G) were the most by a Phillie since Chase Utley had 25 in 2008
- Batted .315 (17-54), 5 2B, 4 HR, 12 RBI, 14 R, 10 BB and a 1.052 OPS over his last 15 games (5/19-6/3)
- From Opening Day through 6/3, was the only NL hitter with more than 40 runs and 40 walks
- Started in 59 of the team's first 60 games
- The Phillies went 8-2 in games when he homered
- Hit two leadoff HR: 3/28 vs ATL and 5/25 at MIL (Jhoulys Chacin)
- Was placed on the 10-day IL with a left anterior cruciate ligament injury on 6/4; transferred to the 60-day IL on 6/24 and missed the remainder of the season
- The Phillies were 32-27 with him in the lineup and 49-54 without him

McCUTCHEN PHAST PHACTS

- 2013 NL MVP
- 5-time NL All-Star (2011-15)
- 4-time NL Silver Slugger Award winner
- 2012 NL Wilson Defensive Player of the Year
- 2012 Gold Glove Award winner
- 2015 Roberto Clemente Award winner
- 5-time NL Player of the Month
- 7-time NL Player of the Week
- NL hits leader in 2012
- Won 2017 World Baseball Classic with Team USA

2018

- Finished T-8th in the majors in walks (95)
- Collected 25 doubles and 20 home runs for the eighth straight season
- Began the season with SF
- Had a career-high six hits, 4/7 vs LAD (6-7, 2 R, 2B, HR, 4 RBI, SB) and slugged his 7th career walk-off home run (Wilmer Font)
- Had a season-best 13-game hitting streak, 4/30-5/14 (18-48, .375 AVG)
- In total, played 128 games in RF for SF (127 starts) and posted a .992 fielding % (2 E, 255 TC)
- Traded to NYY on 8/31; at the time of the trade, ranked 8th in the NL in walks (73), behind Rhys Hoskins who ranked 7th with 74 walks
- Started 25 games for NYY, 15 in RF, nine in LF and one at DH
- Posted a .421 OBP with NYY, reaching base safely in 48 of his 114 plate appearances
- Led MLB with 53 walks after the All-Star break; his 22 walks in September ranked T-4th in the majors
- Played in 155 games between both clubs and combined to slash .255/.368/.424 with 20 HR and 14 SB
- Reached base safely in his final 14 games of the season (9/14-29)
- Played in his 1,500th career game, 9/28 at BOS

2017

- Spent his ninth season with PIT
- Played for the gold-medal-winning Team USA in the World Baseball Classic
- Named PIT's MVP by the Pittsburgh chapter of the BBWAA for the sixth time in his career
- Reached base safely in 24 straight games, 4/10-5/4
- Hit his sixth career walk-off HR, 5/29 vs ARI, tying him for the most in PIT franchise history with Ralph Kiner and Willie Stargell

- Named NL Player of the Month for June as he led the NL in AVG (.411), OBP (.505) and OPS (1.193); also hit 6 HR with 23 RBI
- Became just the fourth player in PIT franchise history to hit 10 or more HR in nine straight seasons, joining Roberto Clemente, Al Oliver and Stargell
- Hit his 200th career HR, 9/13 at MIL

2016

- Made his seventh Opening Day start in CF for PIT, becoming the first PIT player to do so since Andy Van Slyke (1988-94)
- Hit three HR, 4/26/16 at COL; had two other multi-HR games, 6/25 vs LAD (2 HR) and 9/15 at PHI (2 HR)
- Finished the year slashing .284/.381/.471 from 8/1 through the end of the season after batting .241/.311/.408 over his first 97 games and 431 plate appearances (4/3-7/31)

2015

- Honored as the recipient of the MLB Roberto Clemente Award
- Finished 5th in the NL MVP voting behind Bryce Harper, Paul Goldschmidt, Joey Votto and Anthony Rizzo
- Named to his fifth consecutive All-Star team and was the starter in CF for the second straight season
- Collected his fourth Silver Slugger Award
- Named a Gold Glove finalist after making two errors in 301 total chances
- Set career highs in walks (98) and tied his career high in RBI (96)
- Collected his 1,000th career hit, 4/29 at CHI
- Had a career-best 18-game hitting streak, 6/21-7/11 (.355 AVG)
- Named NL Player of the Month for August after slashing .348/.470/.609 with 5 HR and 19 RBI

2014

- Finished 3rd in the NL MVP voting behind Clayton Kershaw and Giancarlo Stanton
- Won his third consecutive Silver Slugger Award
- Selected to his fourth consecutive All-Star team, the first PIT outfielder to do so since Roberto Clemente (1969-72); went 1-for-3 with a stolen base while playing the first 5.0 innings in CF
- Led all NL outfielders with 4,519,440 votes
- Led the NL in OBP (.410), the first PIT player to do so since Barry Bonds in 1992 (.456)
- Also led the NL in OPS (.952) and ranked T-1st in XBH (69), 2nd in SLG (.542) & total bases (297), 3rd in AVG (.314), 4th in walks (84), T-6th in multi-hit games (49) and T-9th in hits (172)
- Led all NL center fielders in AVG, OBP, HR (25) & RBI (83)
- Named NL Player of the Week, 6/9-15
- Named NL Player of the Month for June after leading the majors with 20 XBH during the month and slashing .343/.410/.686
- Named NL Co-Player of the Week, 7/7-13 (Aroldis Chapman)
- Was on the 15-day IL, 8/4-18 (avulsion fracture of costochondral cartilage of the left eleventh rib)
- Hit .324 with eight HR and 16 RBI in his final 37 games after being activated
- Had three straight three-hit games, 9/6-8
- Hit his first career inside-the-park home run, 9/10 at PHI (Jerome Williams)
- Went 0-for-3 with a walk in the Wild Card Game, 10/1 vs SF

2013

- Named NL MVP after receiving 28 of 30 first-place votes for a total of 409 points (Paul Goldschmidt finished 2nd with 242 points); was the first PIT player to win the award since Barry Bonds (1992)
- Named the NL's Most Outstanding Player by the MLBPA for the second straight year in a vote of all ML players
- Selected to his third consecutive All-Star team
- Captured his second consecutive Silver Slugger Award
- Posted a career-best 7.9 bWAR
- Became the first PIT player since Barry Bonds (1990-92) to hit at least 20 home runs with 20 stolen bases in three straight seasons
- Led NL center fielders in innings (1378.0) and was T-7th among all NL outfielders with a career-best 11 assists
- Slashed .388/.479/.650 in 121 plate appearances against LHP
- Swiped his 100th career base, 4/3 vs CHI
- Scored a run in 10 consecutive games, 6/28-7/8
- Hit his 100th career home run, 9/3 at MIL (Yovani Gallardo)
- Hit .347 with a .449 OBP and .565 SLG (1.013 OPS) over his final 82 games, 6/28-9/28 (352 PA)
- Appeared in six postseason games and hit .333 (7-21) with three runs and five walks

2012

- Finished 3rd in the NL MVP voting with 245 points, trailing only Buster Posey (422) and Ryan Braun (285)
- Named the NL's Most Outstanding Player in a vote of all ML players by the MLBPA
- Won the Rawlings Gold Glove Award for NL center fielders
- Captured the Louisville Silver Slugger Award for NL center fielders



- Joined Barry Bonds, Andy Van Slyke and Jay Bell as the only PIT players to ever win both awards in the same season
- Selected to his second straight All-Star team; played 5.0 innings in CF and went 1-for-2 with a single off Chris Sale
- Participated in the Home Run Derby on 7/9
- Led the NL in hits (194) and ranked 2nd in runs (107), AVG (.327), OBP (.400), SLG (.553) & total bases (328), 5th in multi-hit games (53) and 8th in HR (31)
- Was one of only three players in the majors with 30 home runs and 20 steals (Ryan Braun & Mike Trout)
- Over a three-month span from 5/1-7/31, hit .392/.450/.706 with 14 2B, 22 HR and 59 RBI in 77 games (322 PA)
- Named NL Player of the Month for June after slashing .370/.420/.676
- Named NL Player of the Week two consecutive weeks, 7/2-8 and 7/9-15
- Homered in four consecutive games, 7/8-15
- Hit .446/.510/.739 in 25 games during the month of July and took home NL Player of the Month honors for the second consecutive month, the first PIT player to do so since Bobby Bonilla, April-May 1988
- His .446 AVG during the month was the highest by a PIT player during July in the modern era
- Was batting .373 entering play on 8/3 at CIN when he was hit by a pitch thrown by Aroldis Chapman; finished the season batting .248 over his final 57 games
- Following the season, was named the Dapper Dan Man of the Year, an award presented annually in Pittsburgh since 1939 to the top local sports figure

2011

- Made his first career All-Star team in his second full season with PIT
- Played the final 3.0 innings of the ASG in CF and went 0-for-2 at the plate for the NL, 7/12 at Chase Field
- Slashed .277/.377/.567 in 167 plate appearances against LHP
- Led the club in HR (23), RBI (89) and stolen bases (23)
- Became the eighth player in PIT franchise history with at least 20 home runs and 20 stolen bases
- Among all NL players, ranked 2nd in pitches faced (2,826), trailing only Joey Votto (2,880), and 5th in walks
- Went 1-for-1 with 4 R, HR, 2 RBI, HBP, 3 BB and 2 SB, 8/10 at SF

2010

- His first full season with PIT
- Led the team in runs (94), hits (163), doubles (35), triples (5), walks (70) and stolen bases (33)
- Led all NL center fielders with a .363 OBP
- Made 152 starts in CF and had 8 assists
- His 33 stolen bases were the most by a PIT player since 1998 (Tony Womack, 58)
- Had two multi-home run games, 5/10 vs LAD and 9/7 vs HOU
- Had multiple hits in four straight games, 5/5-8 (9-for-13)
- Reached base safely in 24 of 28 games during the month of May
- Reached base safely in 24 straight games, 9/4-29, and in 27 of his final 28

2009

- Began the season with Indianapolis (AAA) before having his contract selected by PIT on 6/4
- Named ML Rookie of the Year by *Baseball America*
- Finished 4th in the NL Rookie of the Year voting

- Led PIT in runs (74) and stolen bases (22)
- Among all NL rookies, ranked 1st in XBH (47), 2nd in multi-hit games (36), runs, walks (54) & total bases (204), 3rd in SLG (.471), doubles (26), stolen bases & RBI (54), 4th in OBP (.365), T-4th in HR (12) and 5th in AVG (.286)
- Finished 3rd among all NL leadoff hitters in home runs (10) behind Jimmy Rollins (18) and Alfonso Soriano (14)
- Hit his first career home run, 6/17 at MIN (Francisco Liriano)
- Went 4-for-5 with 3 HR, 8/1 vs WSH
- Hit his first career walk-off HR, 8/25 vs PHI (Brad Lidge)
- Named the Roberto Clemente Award winner by the Pittsburgh chapter of the BBWAA, an award presented annually since 1973 to the team MVP

2008

- Spent the season with Indianapolis
- Named an International League midseason All-Star and also was named the Triple-A All-Star Game MVP (2-2, 2 RBI)
- Among all IL players, finished 3rd in walks (68) and games (135), 7th in stolen bases (34), T-9th in hits (145) and 10th in OBP (.372)
- Reached base safely in 27 straight games, 4/7-5/5
- Named IL Player of the Month for May (.304 AVG, 16 R, 6 2B, 2 HR, 12 SB)
- Played for Team USA in the All-Star Futures Game (0-2), 7/13 at Yankee Stadium

2007

- Spent the majority of the season with Altoona (AA) before finishing the season with Indianapolis
- Combined to hit .265 with 24 2B, 11 HR and 21 SB in 121 games between the two clubs
- Had two inside-the-park HR, 5/21 and 8/5
- Following the season, played for Phoenix in the Arizona Fall League
- Named to the AFL Rising Stars and AFL All-Prospect teams

2006

- Named PIT's Minor League Player of the Year
- Selected as a South Atlantic League midseason and postseason All-Star
- Spent the season with Hickory (A) and Altoona and combined to slash .294/.359/.450 with 17 HR between the two clubs
- Reached base safely in 28 consecutive games, 7/13-8/13
- Following the season, was named the top prospect in PIT's minor league system by *Baseball America* and the No. 15 prospect in the minors by MLB.com

2005

- Split his first pro season between Gulf Coast League Pirates (R) and Williamsport (A)
- Combined to hit .310 with 12 2B, 4 3B, 2 HR, 35 RBI and 17 SB in 58 combined games between the two clubs

PERSONAL

Andrew Stefan McCutchen... Married, wife's name is Maria; has two sons, Steel Stefan (11/27/17) and Armani X (12/24/19)... Andrew and Maria were engaged on "The Ellen Show," 12/10/13... 2005 graduate of Fort Meade High School (FL)... Was featured on the cover of *MLB The Show 2013*... 2015 MLB Roberto Clemente Award winner... **Hobby:** Playing with his sons... **Signed by:** Rob Sidwell

ANDREW McCUTCHEM'S CAREER STATISTICS

YEAR	CLUB	AVG	G	AB	R	H	2B	3B	HR	RBI	SH	SF	HP	BB	SO	SB	CS	OBP	SLG	OPS	E
2005	GCL Pirates	.297	45	158	36	47	9	3	2	30	0	2	3	29	24	13	1	.411	.430	.842	3
	Williamsport	.346	13	52	12	18	3	1	0	5	1	0	1	8	6	4	1	.443	.442	.885	0
2006	Hickory	.291	114	453	77	132	20	4	14	62	0	3	5	42	91	22	7	.356	.446	.802	6
	Altoona	.308	20	78	12	24	4	0	3	12	0	0	1	8	20	1	1	.379	.474	.854	0
2007	Altoona	.258	118	446	70	115	20	3	10	48	2	3	3	44	83	17	1	.327	.383	.710	3
	Indianapolis	.313	17	67	7	21	4	0	1	5	0	1	0	4	11	4	3	.347	.418	.765	0
2008	Indianapolis	.283	135	512	75	145	26	3	9	50	1	3	6	68	87	34	19	.372	.398	.770	3
2009	Indianapolis	.303	49	201	41	61	10	8	4	20	0	0	1	17	24	10	2	.361	.493	.853	0
	PITTSBURGH	.286	108	433	74	124	26	9	12	54	0	4	2	54	83	22	5	.365	.471	.836	2
2010	PITTSBURGH	.286	154	570	94	163	35	5	16	56	1	7	5	70	89	33	10	.365	.449	.814	5
2011	PITTSBURGH	.259	158	572	87	148	34	5	23	89	2	6	9	89	126	23	10	.364	.456	.820	7
2012	PITTSBURGH	.327	157	593	107	*194	29	6	31	96	0	5	5	70	132	20	12	.400	.553	.953	1
2013	PITTSBURGH	.317	157	583	97	185	38	5	21	84	0	4	9	78	101	27	10	.404	.508	.911	6
2014	PITTSBURGH	.314	146	548	89	172	38	6	25	83	0	6	10	84	115	18	3	*.410	.542	*.952	6
2015	PITTSBURGH	.292	157	566	90	165	36	3	23	96	0	9	12	98	134	11	5	.401	.488	.889	2
2016	PITTSBURGH	.256	153	598	81	153	26	3	24	79	0	3	5	69	143	6	7	.336	.430	.766	3
2017	PITTSBURGH	.279	156	570	94	159	30	2	28	88	0	3	4	73	116	11	5	.363	.486	.849	4
2018	SAN FRANCISCO	.255	130	482	65	123	28	2	15	55	0	6	7	73	123	13	6	.357	.415	.772	2
	NEW YORK-AL	.253	25	87	18	22	2	1	5	10	0	1	4	22	22	1	3	.421	.471	.892	0
2019	PHILLIES	.256	59	219	45	56	12	1	10	29	0	0	0	43	55	2	1	.378	.457	.834	2
2020	PHILLIES	.253	57	217	32	55	9	0	10	34	0	1	1	22	48	4	0	.324	.433	.757	0
Minors Totals		.286	511	1967	330	563	96	22	43	232	4	12	20	220	346	105	35	.362	.423	.785	15
AL Totals		.253	25	87	18	22	2	1	5	10	0	1	4	22	22	1	3	.421	.471	.892	0
NL Totals		.285	1592	5951	956	1697	341	47	238	843	3	54	69	823	1264	190	74	.375	.478	.854	40
ML Totals		.285	1617	6038	974	1719	343	48	243	853	3	55	73	845	1286	191	77	.376	.478	.854	40

* League leader

McCUTCHEM'S WILD CARD SERIES STATISTICS

YEAR	CLUB, OPP	AVG	G	AB	R	H	2B	3B	HR	RBI	SH	SF	HP	BB	SO	SB	CS	OBP	SLG	OPS	E
2013	PIT, CIN	.667	1	3	1	2	0	0	0	0	0	0	0	2	0	0	0	.800	.667	1.467	0
2014	PIT, SF	.000	1	3	0	0	0	0	0	0	0	0	0	1	1	0	0	.250	.000	.250	0
2015	PIT, CHI	.500	1	4	0	2	0	0	0	0	0	0	0	0	0	0	0	.500	.500	1.000	0
2018	NY, OAK	.000	1	3	1	0	0	0	0	0	0	0	0	1	0	0	0	.250	.000	.250	0
WC Totals		.308	4	13	2	4	0	0	0	0	0	0	0	4	1	0	0	.471	.308	.778	0

McCUTCHEM'S DIVISION SERIES STATISTICS

YEAR	CLUB, OPP	AVG	G	AB	R	H	2B	3B	HR	RBI	SH	SF	HP	BB	SO	SB	CS	OBP	SLG	OPS	E
2013	PIT, STL	.278	5	18	2	5	1	0	0	0	0	0	0	3	3	0	0	.381	.333	.714	1
2018	NY, BOS	.133	4	15	1	2	0	0	0	1	0	0	0	3	0	0	0	.133	.133	.267	0
DS Totals		.212	9	33	3	7	1	0	0	1	0	0	0	3	3	0	0	.278	.242	.520	1

McCUTCHEM'S ALL-STAR GAME STATISTICS

YEAR	CLUB, SITE	AVG	G	AB	R	H	2B	3B	HR	RBI	SH	SF	HP	BB	SO	SB	CS	OBP	SLG	OPS	E
2011	NL, ARI	.000	1	1	0	0	0	0	0	0	0	0	0	0	0	0	0	.000	.000	.000	0
2012	NL, KC	.500	1	2	0	1	0	0	0	0	0	0	0	0	0	0	0	.500	.500	1.000	0
2013	NL, NYM	.000	1	2	0	0	0	0	0	0	0	0	0	0	2	1	0	.000	.000	.000	0
2014	NL, MIN	.333	1	3	0	1	0	0	0	0	0	0	0	0	1	0	0	.333	.333	.666	0
2015	NL, CIN	.333	1	3	1	1	0	0	1	1	0	0	0	1	0	0	0	.333	1.333	1.666	0
ASG Totals		.273	5	11	1	3	0	0	1	1	0	0	0	0	3	2	0	.273	.545	.818	0

McCUTCHEM'S WORLD BASEBALL CLASSIC STATISTICS

YEAR	CLUB	AVG	G	AB	R	H	2B	3B	HR	RBI	SH	SF	HP	BB	SO	SB	CS	OBP	SLG	OPS	E
2017	USA	.238	6	21	1	5	1	0	0	5	0	0	0	0	7	0	0	.273	.286	.559	0

McCUTCHEM'S CAREER TRANSACTIONS

- Selected by Pittsburgh Pirates in 1st round (11th overall) of June 2005 draft
- On injured list with an avulsion fracture of costochondral cartilage of the left eleventh rib, August 4-18, 2014
- Traded to San Francisco Giants for Kyle Crick (rhp) and Bryan Reynolds (of), January 15, 2017
- Traded to New York Yankees for Juan De Paula (rhp) and Abiatal Avelino (inf), August 31, 2018
- Signed by Philadelphia as a free agent, December 12, 2018
- On injured list with a left anterior cruciate ligament injury, June 4, 2019 through the end of the season

McCUTCHEN'S CAREER FIELDING

POSITION	PCT	G	PO	A	E	TC	DP
Outfield	.989	1575	3379	74	40	3493	17

McCUTCHEN'S GAME HIGHS

HITS: 6 – 4/7/18 vs LAD... **RUNS:** 5 – 5/14/10 at CHI... **DOUBLES:** 2 – 28 times, last: 9/23/20 at WSH... **TRIPLES:** 2 – 6/8/09 at ATL... **HOME RUNS:** 3 – 8/1/09 vs WSH... **RBI:** 8 – 9/26/17 vs BAL... **WALKS:** 4 – 3 times, last: 8/10/18 vs PIT... **STOLEN BASES:** 3 – 2 times, last: 6/15/10 vs CWS... **HITTING STREAK:** 18 games – 6/21-7/11/15

McCUTCHEN'S NOTABLE HOMERS

GRAND SLAMS: 1 – 9/26/17 vs BAL (Kevin Gausman)... **INSIDE-THE-PARK HR:** 1 – 9/10/14 at PHI (Jerome Williams)... **LEADOFF HR:** 15 – 8/1/09 vs WSH (Craig Stammen); 8/3/09 vs WSH (Garrett Mock); 8/27/09 vs PHI (J.A. Happ); 9/22/09 vs CIN (Johnny Cueto); 8/4/10 vs CIN (Johnny Cueto); 9/19/10 vs ARI (Daniel Hudson); 4/17/11 at CIN (Edinson Volquez); 4/30/11 at COL (Jason Hammel); 8/10/18 vs PIT (Clay Holmes); 8/24/18 vs TEX (Drew Hutchison); 9/8/18 at SEA (Felix Hernandez); 9/16/18 vs TOR (Thomas Pannone); 3/28/19 vs ATL (Julio Teheran); 5/25/19 at MIL (Jhoulys Chacin); 9/14/20 at MIA (Pablo Lopez)... **PINCH HR:** None... **WALK-OFF HR:** 7 – 8/25/09 vs PHI (Brad Lidge); 6/8/11 vs ARI (Zach Kroenke); 9/29/12 vs CIN (Jonathan Broxton); 5/14/13 vs MIL (Mike Fiers); 7/11/15 vs STL (Nick Greenwood); 5/29/17 vs ARI (Archie Bradley); 4/7/18 vs LAD (Wilmer Font)



ADONIS MEDINA

Right-Handed Pitcher

B-T: R-R
HT: 6-1; **WT:** 187
OPENING DAY AGE: 24
BORN: December 18, 1996, Santo Domingo Centro, DR
RESIDES: Santo Domingo, DR
ML SERVICE: 3 days
HOW OBTAINED: Signed by Phillies as an amateur free agent, 5/29/14

77

2020

- Began the season at the alternate training site in Lehigh Valley
- Recalled from Lehigh Valley on 9/20 and made his ML debut that day in a start vs TOR; was optioned back to Lehigh Valley following that game
- Following the season, pitched for Lacey in the Dominican Winter League

2019

- Was a non-roster invitee to ML spring training
- Spent the entire season with Reading (AA)
- Was named an Eastern League midseason All-Star and started for the East in the EL All-Star Game
- Over his first 11 starts, posted a 3.32 ERA (21 ER, 57.0 IP)
- Held RHH to a .196 AVG (36-184)
- Following the season, was named the No. 5 prospect in the Phillies minor league system by *Baseball America*

2018

- Spent the entire season with Clearwater (A)
- Was selected to the World Team for the All-Star Futures Game at Nationals Park
- Was 3rd in the Florida State League in SO (123), T-4th in wins (10), T-5th in CG (1) and T-10 in starts (21)

- Posted a 3.54 ERA (38 ER, 96.2 IP) from May through the end of the season
- Had three double-digit strikeout performances in a nine-start span, 6/19-8/15
- Named FSL Pitcher of the Week, 7/16-22 and 8/13-19
- Averaged 9.97 SO/9.0 IP (123 SO, 111.1 IP)
- Allowed two HR in his final seven starts (35.0 IP)
- Following the season, was named the No. 4 prospect in the Phillies minor league system by *Baseball America*

2017

- Spent the entire season with Lakewood (A)
- Ranked 4th in the South Atlantic League in strikeouts (133) and T-8th in ERA (3.01)
- Among qualifying starters in the SAL, was 3rd in SO/9.0 IP (10.00)
- Twice named Phillies Minor League Pitcher of the Week (6/12-18 and 7/10-16)
- Had three starts with 10 or more SO
- Registered 75 SO in 11 starts (60.1 IP) before the All-Star break
- Held RHH to a .200 AVG (48-240)
- Held opponents to a .214 AVG (22-103) with RISP
- Following the season, was named the No. 4 prospect in the Phillies minor league system by *Baseball America*

2016

- Spent the entire season with Williamsport (A)
- Selected as a New York-Penn League All-Star
- Ranked 2nd in the NYPL in OPP AVG (.203) and 6th in WHIP (1.10)
- Named Phillies Minor League Pitcher of the Week, 6/27-7/3
- Did not allow a run in his first 22.0 IP
- Surrendered one ER or none in seven of 13 starts
- Participated in Florida Instructional League

2015

- Spent the entire season with Gulf Coast League Phillies (R)
- Allowed one ER or none in five of eight starts
- Following the season, was named the No. 10 prospect in the Phillies minor league system by *Baseball America*
- Participated in FIL

2014

- Began pro career with Dominican Summer League Phillies (R)
- Did not allow an ER over his final six appearances (11.1 IP), lowering his ERA from 2.40 to 1.37
- Participated in FIL

PERSONAL

Adonis Medina... **Hobby:** Playing PS4... **Signed by:** Carlos Salas

ADONIS MEDINA'S CAREER STATISTICS

YEAR	CLUB	W-L	ERA	G	GS	CG	SHO	SV	IP	H	R	ER	HR	HB	BB	SO	WP	BK	AVG
2014	DSL Phillies	2-3	1.37	11	2	0	0	1	26.1	22	10	4	0	4	4	22	3	0	.220
2015	GCL Phillies	3-2	2.98	10	8	0	0	0	45.1	42	21	15	1	6	12	35	4	1	.253
2016	Williamsport	5-3	2.92	13	13	0	0	0	64.2	47	26	21	5	7	24	34	8	1	.203
2017	Lakewood	4-9	3.01	22	22	0	0	0	119.2	103	47	40	7	12	39	133	15	0	.227
2018	Clearwater	10-4	4.12	22	21	1	0	0	111.1	103	59	51	11	11	36	123	7	0	.245
2019	Reading	7-7	4.94	22	21	0	0	0	105.2	103	69	58	11	14	41	82	6	1	.254
2020	PHILLIES	0-1	4.50	1	1	0	0	0	4.0	3	2	2	0	0	3	4	0	1	.200
Minors Totals		31-28	3.60	100	87	1	0	1	473.0	420	232	189	35	54	156	429	43	3	.236
ML	Totals	0-1	4.50	1	1	0	0	0	4.0	3	2	2	0	0	3	4	0	1	.200

MEDINA'S CAREER TRANSACTIONS

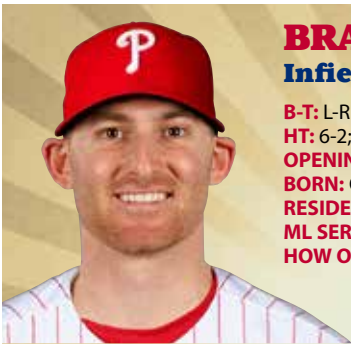
- Signed by Philadelphia as an amateur free agent, May 29, 2014

MEDINA'S CAREER FIELDING

POSITION	PCT	G	PO	A	E	TC	DP
Pitcher	1.000	1	1	2	0	3	0

MEDINA'S GAME HIGHS

LOW-HIT CG: N/A... **SHUTOUTS:** N/A... **STRIKEOUTS:** 4 – 9/20/20 vs TOR... **WALKS:** 3 – 9/20/20 vs TOR... **LONGEST OUTING:** 4.0 inn. – 9/20/20 vs TOR... **WINNING STREAK:** N/A... **LOSING STREAK:** N/A... **SCORELESS STREAK:** 3.0 inn. – 9/20/20 vs TOR



BRAD MILLER

Infielder

13

B-T: L-R

HT: 6-2; **WT:** 195

OPENING DAY AGE: 31

BORN: October 18, 1989, Orlando, FL

RESIDES: Windermere, FL

ML SERVICE: 7 years, 4 days

HOW OBTAINED: Signed by Phillies as a free agent, 2/17/21

2020

- Was his first season with STL
- Began the year on the IL with right ankle bursitis; was reinstated on 8/4
- Was tied for the team lead in HR (7)
- Hit all seven of his HR as the DH
- In 27 road games, posted a .260/.370/.571 slash line with six doubles, six HR and 21 RBI
- His .571 SLG on the road ranked 7th in the NL
- Had two multi-HR games: 8/17 at CHI (gm 2) and 9/1 at CIN
- On 9/1 at CIN, set new career highs in XBH (3) and RBI (7); also tied his career high in hits (4)
- Was one of just two ML players during the abbreviated season to record a game with at least four hits, three XBH and seven RBI (also: MIN's Nelson Cruz, 7/26 at CWS)
- Had three walks in a game twice: 8/29 vs CLE and 9/13 vs CIN
- Made his postseason debut in Game 3 of the NL Wild Card Series, 10/2 at SD (pinch-hitter; 0-1)

2019

- Started at 2nd base for CLE on Opening Day, 3/28 at MIN
- Appeared in 13 games with CLE before being designated for assignment on 4/15
- Signed with NYY organization, 4/22
- Had a .294/.399/.596 slash line in 41 games with Scranton/Wilkes-Barre (AAA)
- Traded to the Phillies for cash considerations on 6/13; had his contract selected from Lehigh Valley (AAA), 6/14
- Hit his first career pinch-hit HR on 6/25 vs NYM (Wilmer Font); was also his first HR as a Phillie
- Was on the 10-day IL, 7/24-8/3, with a right hip flexor strain
- On 9/24 at WSH (gm 1), was ejected by home plate umpire Alan Porter in the sixth inning
- In game 2 of the 9/24 doubleheader at WSH, became the first player to record a multi-HR game off Max Scherzer since NYM's Travis d'Arnaud did so, 4/28/17 at WSH
- Collected his 11th career multi-HR game, 9/29 vs MIA; was his third such game of the season
- Became the first player in Phillies history with three multi-HR games in a span of nine games (9/21-29)
- Also, on 9/29, notched a career-high tying four hits
- Led the Phillies with three multi-HR games, despite joining the club in mid-June
- Ranked 1st in MLB in HR (7) from 9/21-end of season
- Hit .414 (12-29) with seven HR, 10 RBI and a 1.571 OPS over his final nine games (30 PA) from 9/21-29
- Of his 40 hits between CLE and the Phillies, 20 went for extra bases (6 2B, 3B, 13 HR)
- Made 26 starts with the Phillies: 14 at 3rd base and 12 in LF

2018

- Began the season with TB
- Traded to MIL on 6/10
- Hit .324 (11-34) with five doubles, one HR, seven RBI and a .954 OPS in 11 games during June
- Had a career-best nine-game hitting streak (.355 AVG) from 6/26-7/4

2017

- Was his last full season with TB
- Had a career-high 63 walks
- Walked once every 6.46 PA, the 4th-highest rate in the AL (min. 300 PA)
- Made 87 starts at 2nd base
- Made his fourth consecutive Opening Day roster (2014-15 with SEA and 2016 with TB)
- Was on the 10-day IL twice: 5/16-31 (left abdominal strain) and 6/7-7/6 (right groin strain)
- Hit .320 (8-25) with two doubles, two HR and nine RBI over his final eight games
- Underwent core muscle surgery, performed by Dr. William Meyers in Philadelphia, following the season

2016

- Hit a career-high 30 HR in his first season with TB; surpassed his career total (29 HR) in 343 games over three seasons with SEA
- Became the 17th player in ML history to hit at least 30 HR while playing most of their games at SS (first of those who hit left-handed)
- Prior to the season, the HR record for a LHH shortstop (min. half of games at SS) was 24 by DET's Dick McAuliffe in 1964
- Was T-5th in the AL with six triples
- Led the club in triples and walks (47)
- Set TB's HR record for a shortstop, as 19 of his 30 HR came while playing the position
- Became one of only three players since 1913 to make at least 35 starts at both SS and 1st base in a season, joining MIL's Mark Loretta (1999) and STL's Dots Miller (1914)
- Hit 22 HR at home, tying CLE's Mike Napoli for 2nd in the AL behind only BAL's Mark Trumbo (25)
- Recorded three multi-HR games: 8/13 at NYY, 8/16 vs SD and 9/21 vs NYY
- After the All-Star break, was T-6th in the AL with 34 XBH
- His 26 RBI in August were 4th in the AL, one shy of the AL co-leaders (HOU's José Altuve, BOS' Mookie Betts, MIN's Brian Dozier); was his career high for a calendar month
- Started 140 games total: 95 at SS, 37 at 1st base, seven as the DH and one in LF

2015

- Was SEA's Opening Day shortstop for the second straight year
- Was one of only four players in MLB to start games at shortstop, 2nd base, 3rd base and all three outfield positions, joining CIN's Kristopher Negron, BOS' Brock Holt and LAD's Enrique Hernández
- Named AL Player of the Week for 5/11-17; it was his second career weekly honor
- Established career highs at the time with 144 games, 113 hits, 22 doubles, 11 HR and 46 RBI
- Had a career-high 13 SB
- Made his professional outfield debut (LF) on 5/14 vs BOS
- Played all three outfield positions on 10/3 vs OAK; the only other major leaguer who did so during the season was STL's Randal Grichuk
- Made 125 starts: 83 at SS, 20 in CF, nine in LF, six as the DH, five at 2nd base and one each at 3rd base and in RF

2014

- Was SEA's Opening Day shortstop
- Hit 10 HR, all at shortstop; only one other AL shortstop hit as many: CWS' Alexei Ramírez (15)
- Posted a .930 OPS over his final 32 games, the 8th-best mark in the AL during that span (8/11-end of season)
- Appeared in 123 games and made 107 starts (105 at SS and 2 at 2nd base)

2013

- Made his ML debut with SEA on 6/28 vs CHI
- Despite not joining SEA until 6/28 in their 80th game, led AL rookies with six triples
- After the All-Star break, his eight HR tied for the AL rookie lead

- Ranked 2nd among AL rookies in the second half with 18 XBH and 3rd with 33 runs, 66 hits and 29 RBI
- Named AL Player of the Week for 7/15-21, the first SEA rookie to win the award since Ken Griffey Jr. in 1989
- Recorded three multi-HR games: 7/19 at HOU, 8/13 at TB and 9/28 vs OAK; became the first SEA rookie with three multi-HR games and the first ML rookie to do so since 2007, when ARI's Chris Young (5) and MIL's Ryan Braun (3) both did it
- Hit his first career leadoff HR on 8/13 at TB
- Six of his eight HR came via multi-HR games, including his first four HR; became the third player since 1969 to record the first four HR of his career in a pair of multi-HR games
- Hit safely in his last 22 games at Tacoma (AAA) before his promotion to SEA
- Made 73 starts (62 at SS and 11 at 2nd base) for SEA

2012

- Split the season between High Desert (A) and Jackson (AA)
- His .334 AVG ranked 3rd among SEA minor leaguers
- Following the season, was ranked as the No. 9 prospect in SEA's organization by *Baseball America*
- *Baseball America* also rated him as having the best strike-zone judgment in the organization and in the California League

2011

- Made his professional debut with Clinton (A)

PERSONAL

Bradley Austin Miller... 2008 graduate of Olympia High School (FL)... Attended Clemson University (SC)... In 2011, led the ACC with a .395 AVG and was the ACC Player of the Year and a First-Team All-American... **Signed by:** Garrett Ball

BRAD MILLER'S CAREER STATISTICS

YEAR	CLUB	AVG	G	AB	R	H	2B	3B	HR	RBI	SH	SF	HP	BB	SO	SB	CS	OBP	SLG	OPS	E
2011	Clinton	.415	14	53	9	22	4	1	0	7	0	1	1	4	9	1	0	.458	.528	.986	4
2012	High Desert	.339	97	410	89	139	33	5	11	56	4	5	2	52	79	19	6	.412	.524	.936	31
	Jackson	.320	40	147	21	47	7	2	4	12	0	1	0	22	26	4	1	.406	.476	.882	5
2013	Jackson	.294	42	153	27	45	7	1	6	25	1	0	1	20	30	4	3	.379	.471	.850	9
	Tacoma	.356	26	104	26	37	5	1	6	28	0	3	0	15	18	2	1	.426	.596	1.022	6
2014	SEATTLE	.265	76	306	41	81	11	6	8	36	2	2	1	24	52	5	3	.318	.418	.737	8
	SEATTLE	.221	123	367	47	81	15	4	10	36	3	3	2	34	95	4	2	.288	.365	.653	19
2015	SEATTLE	.258	144	438	44	113	22	4	11	46	4	6	2	47	101	13	4	.329	.402	.730	17
2016	TAMPA BAY	.243	152	548	73	133	29	6	30	81	0	3	3	47	149	6	4	.304	.482	.786	19
2017	TAMPA BAY	.201	110	338	43	68	13	3	9	40	0	4	2	63	110	5	3	.327	.337	.664	11
	Charlotte+	.273	4	11	1	3	3	0	0	0	0	0	0	2	2	0	0	.385	.545	.930	0
2018	Durham+	.429	2	7	1	3	0	0	1	1	0	0	0	1	2	0	0	.500	.857	1.357	0
	TAMPA BAY	.256	48	156	16	40	10	1	5	21	0	2	0	16	51	0	0	.322	.429	.751	3
2019	Charlotte+	.333	2	6	2	2	0	0	0	0	0	0	0	1	1	0	0	.429	.333	.762	0
	Colo. Springs	.185	8	27	4	5	0	0	1	2	0	1	0	3	9	1	0	.258	.295	.554	3
2020	MILWAUKEE	.230	27	74	5	17	3	1	2	8	0	0	0	6	31	0	0	.288	.378	.666	4
	CLEVELAND	.250	13	36	4	9	3	0	1	4	0	0	0	4	10	1	0	.325	.417	.742	2
2020	Scranton/W-B	.294	41	136	31	40	9	1	10	29	0	2	1	24	40	1	3	.399	.596	.994	2
	PHILLIES	.263	66	118	22	31	3	1	12	21	0	0	1	11	35	1	0	.331	.610	.941	2
2020	ST. LOUIS	.232	48	142	21	33	8	1	7	25	0	1	3	25	46	1	0	.357	.451	.807	5
Minors Totals		.325	276	1054	211	343	68	11	39	160	5	13	5	144	216	32	14	.405	.522	.926	60
AL Totals		.240	666	2189	268	525	103	24	74	264	9	20	10	235	568	34	16	.314	.410	.724	79
NL Totals		.243	141	334	48	81	14	3	21	54	0	1	4	42	112	2	0	.333	.491	.824	11
ML Totals		.240	807	2523	316	606	117	27	95	318	9	21	14	277	680	36	16	.316	.421	.737	90

+ Rehab assignment

MILLER'S WILD CARD SERIES STATISTICS

YEAR	CLUB, OPP	AVG	G	AB	R	H	2B	3B	HR	RBI	SH	SF	HP	BB	SO	SB	CS	OBP	SLG	OPS	E
2020	STL, SD	.000	1	1	0	0	0	0	0	0	0	0	0	0	0	0	0	.000	.000	.000	0

MILLER'S CAREER TRANSACTIONS

- Selected by Texas Rangers in 39th round of June 2008 draft, but did not sign
- Selected by Seattle Mariners in 2nd round of June 2011 draft
- Traded to Tampa Bay Rays with Danny Farquhar (rhp) and Logan Morrison (1b) for Nathan Karns (rhp), Boog Powell (of) and C.J. Riefenhauser (lhp), November 5, 2015
- On injured list with a left abdominal strain, May 16-31, 2017; included rehab assignment to Charlotte, May 31
- On injured list with a right groin strain, June 7-July 6, 2017; included rehab assignments to Charlotte, June 30-July 2, and Durham, July 3-6
- On injured list with a left groin strain, April 9-19, 2018; included rehab assignment to Charlotte, April 17-19
- Traded to Milwaukee Brewers with cash for Ji-Man Choi (inf), June 10, 2018
- Signed by Los Angeles Dodgers as a free agent, February 27, 2019
- Signed by Cleveland Indians as a free agent, March 24, 2019
- Signed by New York Yankees as a minor league free agent, April 22, 2019
- Traded to Philadelphia for cash considerations, June 13, 2019
- On injured list with a right hip flexor strain, July 24-August 3, 2019
- Signed by St. Louis Cardinals as a free agent, February 12, 2020
- On injured list with right ankle bursitis, July 20-August 3, 2020
- Signed by Philadelphia as a free agent, February 17, 2021

MILLER'S CAREER FIELDING

POSITION	PCT	G	PO	A	E	TC	DP
Shortstop	.961	378	480	913	56	1449	181
Second base	.970	170	211	337	17	565	82
First base	.989	75	584	20	7	611	39
Outfield	.974	53	73	3	2	78	0
Third base	.867	41	7	45	8	60	3

MILLER'S GAME HIGHS

HITS: 4 – 4 times, last: 9/1/20 at CIN... **RUNS:** 3 – 4 times, last: 9/1/20 at CIN... **DOUBLES:** 2 – 6 times, last: 8/8/16 at TOR...
TRIPLES: 2 – 7/5/13 at CIN... **HOME RUNS:** 2 – 13 times, last: 9/1/20 at CIN... **RBI:** 7 – 9/1/20 at CIN... **WALKS:** 4 – 5/2/17 at MIA...
STOLEN BASES: 2 – 4 times, last: 5/1/17 at MIA... **HITTING STREAK:** 9 games – 6/26-7/4/18

MILLER'S NOTABLE HOMERS

GRAND SLAMS: 1 – 9/28/13 vs OAK (Jarrod Parker)... **INSIDE-THE-PARK HR:** None... **LEADOFF HR:** 2 – 8/13/13 at TB (Chris Archer); 5/27/18 vs BAL (Kevin Gausman)... **PINCH HR:** 1 – 6/25/19 vs NYM (Wilmer Font)... **WALK-OFF HR:** None



ERIK MILLER

Left-Handed Pitcher

99

@E_Rex23

B-T: L-L

HT: 6-5; **WT:** 238

OPENING DAY AGE: 23

BORN: February 13, 1998, St. Louis, MO

RESIDES: Wildwood, MO

HOW OBTAINED: Selected by Phillies in 4th round of June 2019 draft

Non-Roster Invitee

2020

- Did not pitch
- Participated in Florida Instructional League

2019

- Began his professional career with Gulf Coast League Phillies West (R)
- Also pitched for Williamsport (A) and Lakewood (A)
- Averaged 13.00 SO/9.0 IP (52 SO, 36.0 IP) across three levels

- Did not surrender a HR to 154 total batters faced
- Overall, held LHH to a .167 AVG (8-48) and .454 OPS
- Participated in FIL

PERSONAL

Erik Christopher Miller... 2016 graduate of De Smet Jesuit High School (MO)... Attended Stanford University (CA)...

Signed by: Joey Davis

ERIK MILLER'S CAREER STATISTICS

YEAR	CLUB	W-L	ERA	G	GS	CG	SHO	SV	IP	H	R	ER	HR	HB	BB	SO	WP	BK	AVG
2019	GCL Phillies-W	0-0	3.00	2	1	0	0	0	3.0	2	1	1	0	0	2	6	1	0	.182
	Williamsport	0-0	0.90	6	4	0	0	0	20.0	13	5	2	0	4	7	29	1	0	.176
	Lakewood	1-0	2.08	3	2	0	0	0	13.0	10	3	3	0	1	6	17	1	0	.208
2020	Did not pitch																		
Minors Totals		1-0	1.50	11	7	0	0	0	36.0	25	9	6	0	5	15	52	3	0	.188

MILLER'S CAREER TRANSACTIONS

- Selected by Philadelphia in 4th round of June 2019 draft



BRYAN MITCHELL

Right-Handed Pitcher

49

B-T: L-R

HT: 6-2; **WT:** 215

OPENING DAY AGE: 29

BORN: April 19, 1991, Reidsville, NC

RESIDES: Tampa, FL

ML SERVICE: 3 years, 54 days

HOW OBTAINED: Signed by Phillies as a minor league free agent, 1/19/21

Non-Roster Invitee

2020

- Was part of CWS' player pool at their alternate training site in Charlotte before being released on 8/24

2019

- Was limited to 13 appearances (11 starts) with El Paso (AAA) due to a pair of stints on the injured list (4/16-27 with right shoulder inflammation and 5/3-7/11 with a recurrence of the shoulder inflammation)
- Made four rehab appearances with the Arizona League Padres (R) 1 & 2

2018

- Set career highs in starts (11), innings (73.0) and strikeouts (37)
- Began the season in SD's starting rotation, making seven starts before moving to the bullpen in mid-May
- Was on the IL with a right elbow impingement from 6/17-8/31; made six rehab starts with Lake Elsinore (A)
- On 9/3 vs ARI, earned his first win in more than a year (4/2/17)
- Tossed a career-high 8.2 shutout innings in his final start of the season, 9/24 at SF
- Went 2-1 with a 2.19 ERA (6 ER, 24.2 IP) in his four starts after returning from the IL
- Received three or more runs of support in just three of his 11 starts (4/23, 9/3 and 9/24); in those starts, the team went 3-0 and he went 2-0 with a 2.84 ERA (6 ER, 19.0 IP)
- On the road, went 2-0 with a 2.94 ERA (11 ER, 33.2 IP)

2017

- Split the season between NYY and Scranton/Wilkes-Barre (AAA)
- Made his first career Opening Day roster
- Pitched a scoreless ninth inning on 4/30 vs BAL, moved to first base in the 10th and back to pitcher in the 11th
- Became the first NYY pitcher to appear at a defensive position since 8/18/83 vs KC, when Ron Guidry played one out in CF in the resumption of the "Pine Tar Game"
- Earned his second career save on 6/30 at HOU, allowing one run over 3.0 IP
- Struck out 11 batters over 7.2 IP on 8/2 vs Buffalo while with Scranton/Wilkes-Barre

2016

- Began the season on the IL after being diagnosed with Grade 3 turf toe on his left big toe and a fracture of the sesamoid bone
- Underwent left foot plantar plate repair and reconstruction on 4/4
- Made four rehab starts with Charleston (A), Tampa (A) and Trenton (AA)

- Was reinstated from the IL on 8/24 and optioned to Scranton/Wilkes-Barre
- Recalled by NYY on 9/6 and made five starts
- Earned his first ML win with 5.0 shutout innings on 9/7 vs TOR
- Finished the season with an 11.0-inning scoreless streak, including 7.0 shutout innings and just two hits allowed on 9/28 vs BOS
- Was the only pitcher drafted by NYY to make a start for the club that year

2015

- Began the season with Scranton/Wilkes-Barre
- Was recalled by NYY on 5/16, his first of four stints with the club
- On 6/20 vs DET, earned his first career save, allowing one run in 3.0 IP
- Was on the 7-day IL with a concussion, 8/18-27
- Was on the NYY's Wild Card Game roster vs HOU, but did not pitch
- Following the season, pitched for Carolina in the Puerto Rican Winter League, going 1-1 with a 4.15 ERA in five starts

2014

- Began the season with Trenton, making 14 appearances (13 starts) before being promoted to Scranton/Wilkes-Barre, where he pitched in nine games (eight starts)
- Was named Eastern League Pitcher of the Week, 4/14-20, and International League Pitcher of the Week, 7/21-27
- Was recalled by NYY on 8/20 and made his ML debut that night vs CLE with 2.0 scoreless IP in relief
- Made his first ML start on 9/2 at BAL, allowing two runs on six hits over 5.0 IP
- In 23 games (21 starts) between the Trenton and Scranton/Wilkes-Barre, went 6-7 with a 4.37 ERA (50 ER, 103.0 IP)

2013

- Spent the majority of the season with Tampa
- His 120 SO were T-5th among NYY minor leaguers
- Promoted to Trenton on 8/19 for the remainder of the season

2012

- Spent the season with Charleston
- Named a South Atlantic League midseason All-Star
- Finished 2nd in the SAL in SO/9.0 IP (9.08) and his 121 SO were 3rd-most among NYY minor leaguers and 9th in the SAL
- Following the season, was rated as having the best curveball in NYY's minor league system by *Baseball America*

2011

- Spent the entire season with Staten Island (A)

2010

- Began pro career with Gulf Coast League Yankees (R)
- Promoted to Staten Island on 9/1

PERSONAL

Bryan Bedford Mitchell... Married, wife's name is Kara...
 2009 graduate of Rockingham County High School (NC)...
 Committed to play baseball at the University of North Carolina... **Hobbies:** Golfing, watching the Tampa Bay Lightning and watching "Modern Family" and "Seinfeld"

BRYAN MITCHELL'S CAREER STATISTICS

YEAR	CLUB	W-L	ERA	G	GS	CG	SHO	SV	IP	H	R	ER	HR	HB	BB	SO	WP	BK	AVG
2010	GCL Yankees	2-1	3.67	10	9	0	0	0	41.2	28	24	17	2	3	22	36	5	0	.190
	Staten Island	0-1	6.75	1	1	0	0	0	4.0	7	4	3	0	2	1	3	1	0	.368
2011	Staten Island	1-3	4.09	14	14	0	0	0	61.2	65	34	28	5	5	31	59	10	0	.275
2012	Charleston	9-11	4.58	27	26	0	0	0	120.0	107	74	61	7	8	72	121	18	1	.240
2013	Tampa	4-11	5.12	24	23	1	0	0	126.2	144	83	72	5	6	53	104	23	0	.289
	Trenton	0-0	1.93	3	3	0	0	0	18.2	14	5	4	0	1	5	16	4	0	.206
2014	Trenton	2-5	4.84	14	13	0	0	0	61.1	64	36	33	6	0	29	60	6	0	.268
	Scranton/W-B	4-2	3.67	9	8	0	0	0	41.2	45	18	17	5	0	16	34	4	0	.281
	NEW YORK-AL	0-1	2.45	3	1	0	0	0	11.0	10	3	3	0	2	3	7	0	0	.256
2015	Scranton/W-B	5-5	3.12	15	15	1	0	0	75.0	63	29	26	1	0	37	61	6	0	.228
	NEW YORK-AL	0-2	6.37	20	2	0	0	1	29.2	37	24	21	4	2	16	29	6	0	.296
2016	Charleston+	0-0	9.00	1	1	0	0	0	3.0	3	3	3	2	0	0	2	0	0	.250
	Tampa+	0-0	7.71	1	1	0	0	0	2.1	5	3	2	0	0	0	2	0	0	.417
	Trenton+	0-1	5.40	2	2	0	0	0	6.2	6	5	4	1	0	3	6	0	0	.231
	Scranton/W-B	0-0	1.00	2	2	0	0	0	9.0	8	2	1	0	1	2	14	0	0	.235
	NEW YORK-AL	1-2	3.24	5	5	0	0	0	25.0	26	13	9	1	0	12	11	0	0	.277
2017	Scranton/W-B	3-3	3.25	14	13	0	0	0	63.2	59	26	23	1	2	13	66	6	0	.243
	NEW YORK-AL	1-1	5.79	20	1	0	0	1	32.2	42	24	21	2	1	13	17	2	0	.302
2018	SAN DIEGO	2-4	5.42	16	11	0	0	0	73.0	85	45	44	12	2	43	38	1	0	.294
	Lake Elsinore+	1-3	4.13	6	6	0	0	0	28.1	23	19	13	6	3	12	28	7	0	.223
2019	El Paso	0-3	9.41	13	11	0	0	0	44.0	66	47	46	9	4	28	34	11	0	.349
	AZL Padres 1	0-0	9.00	1	1	0	0	0	4.0	5	4	4	3	0	1	2	0	0	.294
	AZL Padres 2	0-0	5.00	3	3	0	0	0	9.0	9	5	5	0	0	5	11	3	0	.250
2020	Did not pitch																		
Minors Totals		31-49	4.52	160	152	2	0	1	720.2	721	421	362	53	35	330	659	104	35	.261
AL Totals	2-6	4.94	48	9	0	0	2	98.1	115	64	54	7	5	44	64	8	0	.292	
NL Totals	2-4	5.42	16	11	0	0	0	73.0	85	45	44	12	2	43	38	1	0	.294	
ML Totals	4-10	5.15	64	20	0	0	2	171.1	200	109	98	19	7	87	102	9	0	.292	

+ Rehab assignment

MITCHELL'S MAJOR LEAGUE HITTING TOTALS

	AVG	AB	R	H	2B	3B	HR	RBI	SH	SF	HP	BB	SO	SB	CS	E
2018	.111	18	0	2	0	0	0	0	1	0	0	0	10	0	0	1
Career	.005	19	0	2	0	0	0	0	1	0	0	0	11	0	0	5

MITCHELL'S CAREER TRANSACTIONS

- Selected by New York Yankees in 16th round of June 2009 draft
- On injured list with a concussion, August 18-27, 2015
- On injured list with a fractured left big toe, March 31-August 23, 2016; included rehab assignments to Charleston, August 8-9, Tampa, August 10-17 and Trenton, August 18-23
- Traded to San Diego Padres with Chase Headley (inf) and cash for Jabari Blash (of), December 12, 2017
- On injured list with a right elbow impingement, June 17-August 31, 2018; included rehab assignment to Lake Elsinore, August 2-30
- Signed by Chicago White Sox as a minor league free agent, January 17, 2020
- Signed by Philadelphia as a minor league free agent, January 19, 2021

MITCHELL'S CAREER FIELDING

POSITION	PCT	G	PO	A	E	TC	DP
Pitcher	.867	64	8	18	4	30	0
First base	.500	1	1	0	1	2	0

MITCHELL'S GAME HIGHS

LOW-HIT CG: N/A... **SHUTOUTS:** N/A... **STRIKEOUTS:** 7 – 9/24/18 at SF... **WALKS:** 6 – 4/7/18 at HOU... **LONGEST OUTING:** 8.2 inn. – 9/24/18 at SF... **WINNING STREAK:** N/A... **LOSING STREAK:** 4 games – 4/30-17-4/29/18... **SCORELESS STREAK:** 14.1 inn. – 9/23/16-4/12/17



MICKEY MONIAK

Outfielder

16

B-T: L-R

HT: 6-2; **WT:** 195

OPENING DAY AGE: 22

BORN: May 13, 1998, Encinitas, CA

RESIDES: Carlsbad, CA

ML SERVICE: 28 days

HOW OBTAINED: Selected by Phillies in 1st round (1st overall) of June 2016 draft

@MickeyMoniak

@mickeymoniak

2020

- Was a non-roster invitee to ML spring training
- Hit .353 (6-17), 2 2B, 3B, 2 RBI, 5 BB, 2 SB, 1.088 OPS in 14 spring training games
- Was added to the club's player pool on 8/30
- Had his contract selected from Lehigh Valley, 9/16
- Made his ML debut as a pinch-runner in the 9th inning on 9/16 vs NYM
- Became just the second former No. 1 overall pick by the Phillies in the MLB Draft to make his ML debut with the club, joining Pat Burrell
- Made his first career start, 9/17 vs NYM (LF; 0-4)
- At 22 years, 127 days old, was the 2nd-youngest Phillies OF to start in a game since 1974 (Orlando Isles, 20 years, 288 days on 10/5/80)
- Collected his first ML hit (single off A.J. Cole) on 9/18 vs TOR (gm 2)
- Walked in each of his first four games with a plate appearance
- Had two stints with the Phillies: 9/16-19 and 9/21-24

2019

- Spent the entire season with Reading (AA) after attending ML spring training as a non-roster invitee
- Named an Eastern League midseason and postseason All-Star
- Led the EL in triples (13), was 2nd in XBH (52) & total bases (204), T-4th in RBI (67), 5th in SLG (.439), 6th in doubles (28), T-8th in hits (117) and T-9th in runs (63)
- His 13 triples were more than any Phillies minor leaguer had in a season since 2006 (Michael Bourn, 13)
- Recorded eight outfield assists (5 in CF and 3 in RF)
- Was on the IL, 7/4-10, with a right hamstring strain
- Played for Scottsdale in the Arizona Fall League
- Following the season, was named the No. 9 prospect in the Phillies system by *Baseball America*

2018

- Spent the entire season with Clearwater (A)
- Ranked 3rd in the Florida State League in doubles (28), 5th in hits (117) and 10th in at-bats (433)
- Selected as Phillies Minor League Player of the Week three times (5/28-6/3, 7/16-22 and 8/6-12)

- Named Phillies Minor League Defender of the Month for July
- Batted .333 (42-126), 12 2B, 2 3B, HR and an .856 OPS over his final 32 games
- Hit .294 (42-143) with nine doubles and four HR against LHP
- Made starts at all three outfield positions, totaling six assists and posting a .996 fielding percentage
- Primarily played CF (99 games/98 starts)

2017

- Spent the season with Lakewood (A)
- Was T-6th in the South Atlantic League in triples (6) and T-9th in games (123)
- Recorded 27 multi-hit games
- Batted .270 (64-237) with 21 XBH (15 2B, 4 3B, 2 HR) in the first half and .201 (46-229) with 12 XBH (7 2B, 2 3B, 3 HR) in the second half
- Following the season, was named the No. 9 prospect in the Phillies minor league system by *Baseball America*
- Participated in Florida Instructional League

2016

- Began his pro career with Gulf Coast League Phillies (R)
- Ranked 10th in the GCL in RBI (28) and T-10th in hits (50) & triples (4)
- Had multiple hits in eight of his first 17 professional games
- Batted .346 (27-78) with 19 RBI in 20 July games
- Participated in FIL
- Following the season, was named the No. 2 prospect in the Phillies system by *Baseball America*

PERSONAL

McKenzie Matthew Moniak (pronounced MOH-nee-ak)... 2016 graduate of La Costa Canyon High School (CA)... Became the first Phillies No. 1 overall pick since Pat Burrell in 1998... Named 2016 High School Player of the Year by *Baseball America*... Won a gold medal with U.S. National Team in 2015 World Baseball Softball Confederation U-18 Baseball World Cup in Japan... His grandfather, Bill Moniak, played for six seasons in BOS' system (1958-63)... **Hobbies:** Going to the beach, hanging out with friends and playing basketball... **Signed by:** Mike Garcia

MICKEY MONIAK'S CAREER STATISTICS

YEAR	CLUB	AVG	G	AB	R	H	2B	3B	HR	RBI	SH	SF	HP	BB	SO	SB	CS	OBP	SLG	OPS	E
2016	GCL Phillies	.284	46	176	27	50	11	4	1	28	0	2	5	11	35	10	4	.340	.409	.749	1
2017	Lakewood	.236	123	466	53	110	22	6	5	44	2	7	6	28	109	11	7	.284	.341	.625	3
2018	Clearwater	.270	114	433	50	117	28	3	5	55	1	7	2	22	100	6	5	.304	.383	.687	1
2019	Reading	.252	119	465	63	117	28	*13	11	67	1	2	2	33	111	15	3	.303	.439	.741	4
2020	PHILLIES	.214	8	14	3	3	0	0	0	0	0	0	0	4	6	0	0	.389	.214	.603	2
Minors Totals		.256	402	1540	193	394	89	26	22	194	4	18	15	94	355	42	19	.302	.390	.692	9
ML Totals		.214	8	14	3	3	0	0	0	0	0	0	0	4	6	0	0	.389	.214	.603	2

* League leader

MONIAK'S CAREER TRANSACTIONS

- Selected by Philadelphia in 1st round (1st overall) of June 2016 draft

MONIAK'S CAREER FIELDING

POSITION	PCT	G	PO	A	E	TC	DP
Outfield	.857	6	12	0	2	14	0

MONIAK'S GAME HIGHS

HITS: 1... **RUNS:** 2 – 9/18/20 vs TOR (gm 2)... **DOUBLES:** None... **TRIPLES:** None... **HOME RUNS:** None... **RBI:** None... **WALKS:** 1... **STOLEN BASES:** None... **HITTING STREAK:** 2 games – 9/18-21/20





MATT MOORE

Left-Handed Pitcher

31

B-T: L-L

HT: 6-3; **WT:** 210


OPENING DAY AGE: 31

BORN: June 18, 1989, Fort Walton Beach, FL

RESIDES: St. Petersburg, FL

ML SERVICE: 8 years

HOW OBTAINED: Signed by Phillies as a free agent, 2/3/21

 @MattyMoe55

2020

- Spent the season in Japan, mostly pitching for Fukuoka SoftBank Hawks in the Nippon Professional Baseball Organization
- Went 6-3 with a 2.65 ERA (25 ER, 85.0 IP), 98 SO in 13 games with Fukuoka
- Pitched 7.0 no-hit innings in Game 3 of the Japan Series
- Also pitched in two games for Fukuoka in the Japan Western League during the season

2019

- Made two starts for DET before being placed on the IL with a right knee sprain on 4/7
- Underwent season-ending surgery to repair a torn meniscus in his right knee on 4/17 and missed the remainder of the season

2018

- Made a career-high 39 appearances for TEX, splitting time between the rotation and bullpen
- Was on the IL from 5/19-29 with a right knee sprain
- Posted a 3.09 ERA (4 ER, 11.2 IP), 10 SO over his final nine appearances, holding opponents to a .214 AVG (9-42)

2017

- Spent his first full season with SF
- Ranked 2nd on the team in starts (31), innings (174.1), strikeouts (148) and quality starts (14)
- Threw a season-best 8.0 IP on 4/10 vs ARI
- Received only 3.67 runs of support per 9.0 IP, the 3rd-lowest among qualifying pitchers, and received one or no runs 14 times

2016

- Set career highs in starts (33), innings (198.1), strikeouts (178) and quality starts (18)
- Had four double-digit strikeout performances: 4/17 vs CWS (10), 6/12 vs HOU (10), 9/11 at ARI (11) and 9/27 vs COL (11)
- Went 3-2 with a 2.41 ERA (9 ER, 33.2 IP) with 19 strikeouts in five starts with TB in July
- Was traded to SF on 8/1
- Threw 8.2 no-hit innings on 8/25 at LAD before Corey Seager singled to break up the no-hitter; threw a career-high 133 pitches in the game
- Started Game 4 of the NLDS vs CHI, allowing two runs (1 ER) on two hits with 10 strikeouts in 8.0 IP
- Became just the fifth pitcher in ML history to allow two or fewer hits with at least 10 strikeouts in an elimination game

2015

- Spent the first three months of the season on the IL recovering from Tommy John surgery
- Was reinstated from the IL on 7/2 after rehab assignments to Charlotte (A) and Durham (AAA)
- Made his first start in more than a year on 7/2 vs CLE
- Was optioned to Durham on 8/3
- On 8/22 vs Columbus, struck out a Durham franchise-record 16 batters
- Was recalled by TB on 9/1 and went 2-1 with a 2.97 ERA (12 ER, 36.1 IP), 29 SO in his final six starts

2014

- Made two starts before being placed on the IL with a left elbow strain on 4/8
- Underwent surgery to repair the ulnar collateral ligament in his left elbow on 8/22 (Dr. James Andrews) and missed the remainder of the season

2013

- Was named to the AL All-Star team
- Among all AL pitchers, ranked 2nd in winning percentage (.810) and 3rd in wins (17)
- Began the season 8-0 with a 2.29 ERA (14 ER, 55.0 IP) over his first nine starts, tying a then club-record single-season winning streak
- At 23, became the youngest AL pitcher to start a season with eight straight wins since Babe Ruth in 1917 (8-0 at age 22)
- His 13 wins before the All-Star break set a club record for wins before the break
- Pitched for the AL in the All-Star Game at Citi Field (1.0 IP)
- Tossed a two-hit shutout, 7/22 at BOS
- Was on the IL with left elbow soreness, 7/29-9/2; included a rehab assignment to Durham, 8/29-9/2
- Pitched Game 1 of the ALDS at BOS (4.1 IP, 8 H, 7 ER)
- Pitched 2.0 scoreless innings in relief in Game 4

2012

- Spent his first full season in the majors
- Named TB's Outstanding Rookie and ranked 2nd among all ML rookies in strikeouts behind only Yu Darvish (221)
- Averaged 8.89 SO/9.0 IP (175 SO, 177.1 IP), which ranked T-5th among all AL starters

2011

- Won the Spink Award as Topps Minor League Player of the Year
- Named TB's Minor League Pitcher of the Year and the Southern League Pitcher of the Year

- Began the season with Montgomery (AA), where he made 18 starts and went 8-3 with a 2.20 ERA
- Tossed a 9.0-inning no-hitter, 6/16 at Mobile
- Pitched for the U.S. Team in the All-Star Futures Game at Chase Field
- Promoted to Durham on 7/22 and made nine starts, going 4-3 with a 1.37 ERA
- Combined to go 12-3, 1.92 ERA (33 ER, 155.0 IP) with 210 SO in 27 combined starts between both levels
- Had his contract selected by TB on 9/12
- Made his ML debut in a relief appearance, 9/14 vs BAL
- Made his first start and picked up his first career win, 9/22 at NYY (5.0 IP, 0 R, 11 SO); was the most strikeouts by an AL pitcher in their first start since Tim Hudson on 6/8/99 at SD
- Started Game 1 of the ALDS at TEX after making just one career ML start (W, 7.0 IP, 0 R, 2 H); became the first rookie in ML history to toss at least 7.0 scoreless innings and allow two or fewer hits in a postseason game
- Pitched 3.0 innings in relief in Game 4
- Following the season, was named the No. 1 prospect in baseball by MLB.com and *Baseball Prospectus* and No. 2 by *Baseball America*

2010

- Pitched for Charlotte
- Led MiLB in strikeouts (208) for the second consecutive year and averaged 12.94 SO/9.0 IP (208 SO, 144.2 IP)
- Became the first minor league pitcher to eclipse 200 strikeouts in a season since Francisco Liriano in 2005
- Named TB Minor League Pitcher of the Month in July and August
- Selected as a Florida State League All-Star and was named to *Baseball America's* Minor League and Topps Class-A All-Star teams
- Following the season, was named the No. 15 prospect in baseball by *Baseball America*

2009

- Made 26 starts for Bowling Green (A) in his third pro season and was named Team MVP
- Led MiLB in strikeouts (176) and averaged 12.88 SO/9.0 IP (176 SO, 123.0 IP)
- Threw a 7.0-inning no-hitter, 6/6 at Asheville
- Following the season, was named the No. 35 prospect in baseball by *Baseball America*

**MOORE'S
DOUBLE-DIGIT
STRIKEOUT GAMES**

11	9/22/11	at NYY
11	6/25/13	vs TOR
11	9/11/16	at ARI
11	9/27/16	vs COL
10	5/28/12	vs CWS
10	7/11/13	vs MIN
10	4/17/16	vs CWS
10	6/12/16	vs HOU

2008

- Spent his second pro season with Princeton (R)
- Led all minor league starters in SO/9.0 IP (12.75) & OPP AVG (.154) and ranked 6th in ERA (1.66)
- Led the Appalachian League in strikeouts (77)
- Named Princeton's Pitcher of the Year and was also named to *Baseball America's* Rookie All-Star team

2007

- Made his pro debut with Princeton
- Averaged 12.84 SO/9.0 IP (29 SO, 20.1 IP) over eight games (3 GS)

PERSONAL

Matthew Cody Moore... Married, wife's name is Anna... Has one son, Luke... 2007 graduate of Moriarty High School (NM)... Named Gatorade's New Mexico Player of the Year in 2007... Before signing with TB, committed to play baseball at the University of New Mexico, where his older brother, Bobby, pitched and played outfield for the school from 2005-09...

Signed by: Jack Powell

MATT MOORE'S CAREER STATISTICS

YEAR	CLUB	W-L	ERA	G	GS	CG	SHO	SV	IP	H	R	ER	HR	HB	BB	SO	WP	BK	AVG
2007	Princeton	0-0	2.66	8	3	0	0	0	20.1	12	6	6	1	2	16	29	2	0	.160
2008	Princeton	2-2	1.66	12	12	0	0	0	54.1	30	22	10	4	19	*77	4	0	.154	
2009	Bowling Green	8-5	3.15	26	26	0	0	0	123.0	86	51	43	6	6	70	*176	13	0	.195
2010	Charlotte	6-11	3.36	26	26	0	0	0	144.2	109	62	54	7	8	61	*208	10	2	.210
2011	Montgomery	8-3	2.20	18	18	1	1	0	102.1	68	31	25	8	5	28	131	3	1	.187
	Durham	4-0	1.37	9	9	0	0	0	52.2	33	8	8	3	1	18	79	4	0	.179
	TAMPA BAY	1-0	2.89	3	1	0	0	0	9.1	9	3	3	1	0	3	15	2	0	.243
2012	TAMPA BAY	11-11	3.81	31	31	0	0	0	177.1	158	85	75	18	7	81	175	8	1	.238
2013	Durham+	0-0	9.00	1	1	0	0	0	4.0	8	4	4	0	0	2	2	0	0	.444
	TAMPA BAY	17-4	3.29	27	27	1	1	0	150.1	119	58	55	14	4	76	143	17	1	.216
2014	TAMPA BAY	0-2	2.70	2	2	0	0	0	10.0	10	3	3	1	0	5	6	0	0	.256
2015	Charlotte+	0-0	1.64	3	3	0	0	0	11.0	9	4	2	1	1	4	9	0	0	.225
	Durham	2-3	3.57	7	7	0	0	0	40.1	35	18	16	6	2	12	58	2	0	.232
	TAMPA BAY	3-4	5.43	12	12	0	0	0	63.0	74	40	38	9	4	23	46	6	0	.298
2016	TAMPA BAY	7-7	4.08	21	21	0	0	0	130.0	125	62	59	20	5	40	109	3	1	.251
	SAN FRANCISCO	6-5	4.08	12	12	0	0	0	68.1	59	31	31	5	1	32	69	3	0	.233
2017	SAN FRANCISCO	6-15	5.52	32	31	0	0	0	174.1	200	116	107	27	7	67	148	10	0	.283
2018	TEXAS	3-8	6.79	39	12	0	0	0	102.0	128	82	77	19	5	41	86	6	0	.305
2019	DETROIT	0-0	0.00	2	2	0	0	0	10.0	3	0	0	0	0	1	9	0	0	.094
2020	Fukuoka (Japan)	6-3	2.65	13	-	0	0	0	78.0	64	32	23	7	4	22	89	1	0	---
	Fukuoka (Japan)	0-0	2.57	2	-	0	0	0	7.0	5	2	2	0	0	4	9	1	0	---
Minors Totals		30-24	2.74	110	105	1	1	0	552.2	390	206	168	32	29	230	769	38	3	.196
AL Totals		42-36	4.28	137	108	1	1	0	652.0	626	333	310	82	25	270	589	42	3	.252
NL Totals		12-20	5.12	44	43	0	0	0	242.2	259	147	138	32	8	99	217	13	0	.270
ML Totals		54-56	4.51	181	151	1	1	0	894.2	885	480	448	114	33	369	806	55	3	.257

* League leader
+ Rehab assignment

MOORE'S DIVISION SERIES STATISTICS

YEAR	CLUB, OPP	W-L	ERA	G	GS	CG	SHO	SV	IP	H	R	ER	HR	HB	BB	SO	WP	BK	AVG
2011	TB, TEX	1-0	0.90	2	1	0	0	0	10.0	3	1	1	1	1	3	8	1	0	.091
2012	TB, BOS	0-1	9.95	2	1	0	0	0	6.1	9	8	7	0	1	3	7	1	0	.321
2016	SF, CHI	0-0	1.13	1	1	0	0	0	8.0	2	2	1	1	0	2	10	0	0	.080
DS	Totals	1-1	3.33	5	3	0	0	0	24.1	14	11	9	2	2	8	25	2	0	.163

MOORE'S ALL-STAR GAME STATISTICS

YEAR	CLUB, SITE	W-L	ERA	G	GS	CG	SHO	SV	IP	H	R	ER	HR	HB	BB	SO	WP	BK	AVG
2013	AL, NYM	0-0	0.00	1	0	0	0	0	1.0	0	0	0	0	0	0	0	0	0	.000

MOORE'S MAJOR LEAGUE HITTING TOTALS

	AVG	AB	R	H	2B	3B	HR	RBI	SH	SF	HP	BB	SO	SB	CS	E
2017	.128	47	3	6	0	0	0	4	4	0	0	2	19	0	0	3
Career	.106	85	5	9	0	0	0	5	10	0	0	2	19	0	0	10

MOORE'S CAREER TRANSACTIONS

- Signed by Tampa Bay Rays in 8th round of June 2007 draft
- On injured list with a left elbow strain, July 29-September 2, 2013; included a rehab assignment to Durham, August 29-September 2
- On injured list with a left elbow strain, April 8, 2014 through the remainder of the season
- On injured list recovering from left elbow surgery, April 5-July 1, 2015; included rehab assignments to Charlotte, June 3-20, and Durham, June 21-July 1
- Traded to San Francisco Giants for Matt Duffy (inf), Lucius Fox (inf) and Michael Santos (rhp), August 1, 2016
- Traded to Texas Rangers with international bonus slot money for Israel Cruz (rhp) and Sam Wolff (rhp), December 15, 2017
- On injured list with a right knee sprain, May 19-29, 2018
- Signed by Detroit Tigers as a free agent, December 4, 2018
- On injured list with a right knee sprain, April 7, 2019 through the remainder of the season
- Signed by Philadelphia as a free agent, February 3, 2021

MOORE'S CAREER FIELDING

POSITION	PCT	G	PO	A	E	TC	DP
Pitcher	.931	181	32	102	10	144	7

MOORE'S GAME HIGHS

LOW-HIT CG: 2 – 7/22/13 at BOS... **SHUTOUTS:** 1 – 7/22/13 at BOS... **STRIKEOUTS:** 11 – 4 times, last: 9/27/16 vs COL... **WALKS:** 6 – 6 times, last: 7/1/17 at PIT... **LONGEST OUTING:** 9.0 inn. – 7/22/13 at BOS... **WINNING STREAK:** 9 games – 9/29/12-5/19/13... **LOSING STREAK:** 5 games – 6/25-8/7/17... **SCORELESS STREAK:** 22.1 inn. – 6/25-7/11/13



FRANCISCO MORALES

Right-Handed Pitcher

69

@fjmorales57

B-T: R-R

HT: 6-5; **WT:** 250

OPENING DAY AGE: 21

BORN: October 27, 1999, San Juan de los Morros, VZ

RESIDES: San Juan de los Morros, VZ

HOW OBTAINED: Signed by Phillies as an amateur free agent, 7/2/16

2020

- Did not pitch
- Following the season, was named the No. 4 prospect in the Phillies minor league system by *Baseball America*
- Participated in Florida Instructional League

2019

- Named Phillies Minor League Pitcher of the Month for August
- Spent the entire season with Lakewood (A), leading the club in strikeouts (129)
- Ranked T-7th in the South Atlantic League in strikeouts
- Averaged 12.01 SO/9.0 IP (129 SO, 96.2 IP)
- Limited LHH to a .196 AVG (30-153) and .564 OPS
- Held opponents to a .216 AVG (21-97) with RISP
- Had a season-high 10 strikeouts, 5/22 at Delmarva (4.0 IP)
- Selected as Phillies Minor League Pitcher of the Week, 7/1-7
- Participated in FIL
- Following the season, was named the No. 4 prospect, and rated as having the best slider in the Phillies minor league system by *Baseball America*

2018

- Spent the entire season at Williamsport (A)
- Led all Phillies short-season minor league pitchers in strikeouts (68)

- Ranked 3rd in the New York-Penn League in strikeouts and T-7th in games started (13)
- Named Phillies Minor League Pitcher of the Week, 8/20-26
- Averaged 10.86 SO/9.0 IP (68 SO, 56.1 IP)
- Participated in FIL
- Following the season, was named the No. 10 prospect in the Phillies minor league system by *Baseball America*

2017

- Began professional career with Gulf Coast League Phillies (R)
- Was 9th in the GCL in strikeouts (44)
- Earned first pro win, 7/6 vs GCL Pirates
- Held RHH to a .194 AVG (19-98)
- Held opponents to a .196 AVG (9-46) with RISP
- Went 2-0 with a 1.66 ERA (4 ER, 21.2 IP) and 25 SO in his final five starts
- Participated in FIL

2016

- Participated in FIL

PERSONAL

Francisco Javier Morales... Married, wife's name is Oriana (1/10/20); has one son, Sebastian (10/26/17)... **Hobbies:** Cooking BBQ, going to the beach and playing *Warzone*... **Signed by:** Jesús Méndez

FRANCISCO MORALES' CAREER STATISTICS

YEAR	CLUB	W-L	ERA	G	GS	CG	SHO	SV	IP	H	R	ER	HR	HB	BB	SO	WP	BK	AVG
2017	GCL Phillies	3-2	3.05	10	9	0	0	0	41.1	34	18	14	1	8	20	44	6	*5	.225
2018	Williamsport	4-5	5.27	13	13	0	0	0	56.1	54	37	33	6	3	33	68	*15	1	.244
2019	Lakewood	1-8	3.82	27	15	0	0	1	96.2	82	47	41	8	6	46	129	12	0	.226
2020	Did not pitch																		
Minors Totals		8-15	4.08	50	37	0	0	1	194.1	170	102	88	15	17	99	241	33	6	.231

* League leader

MORALES' CAREER TRANSACTIONS

- Signed by Philadelphia as an amateur free agent, July 2, 2016



SIMÓN MUZZIOTTI

Outfielder

78

B-T: L-L

HT: 6-1; **WT:** 200

OPENING DAY AGE: 22

BORN: December 27, 1998, Cumaná, VZ

RESIDES: Maturín, VZ

HOW OBTAINED: Signed by Phillies as a minor league free agent, 7/5/16

@smuzziotti02

2020

- Hit .375 (3-8) with two RBI and one walk in four spring training games
- Following the season, was named the No. 8 prospect in the Phillies minor league system by *Baseball America*
- Participated in Florida Instructional League

2019

- Selected as a Florida State League midseason and postseason All-Star
- Started in CF and batted leadoff for the North squad in the FSL All-Star Game
- Ranked 5th in the FSL in AVG (.287) and hits (122)
- Spent the entire season with Clearwater (A)
- Slashed .314/.365/.407 against RHP
- Hit .312 (44-141) with runners on base
- Defensively, made starts in LF (6), CF (80) and RF (16)
- Was on the IL, 5/23-6/2 (concussion)
- Following the season, was rated as the best defensive outfielder in the Phillies minor league system by *Baseball America*

2018

- Began the season with Lakewood (A), where he led the club with 18 steals
- Was on the IL, 4/18-6/26 (left index finger fracture); included a rehab stint at Gulf Coast League Phillies East (R)

- Hit .330 (31-94) against LHP at Lakewood
- Had seven outfield assists, all with Lakewood
- Participated in FIL

2017

- Began the season with Clearwater
- Transferred to GCL Phillies on 6/26 for the remainder of the season
- Led the GCL in triples (6)
- Hit .333 (16-48) in first 11 games with GCL Phillies
- Hit .291 (32-110) against RHP

2016

- Began professional career with Dominican Summer League Red Sox-1 (R), reaching base safely in 14 of his 17 games
- Signed by Phillies, 7/5, after his contract with BOS organization was voided (international signing ban) and assigned to DSL Phillies-1
- Participated in FIL

PERSONAL

Simón José Muzziotti... **Signed by:** Claudio Scerrato

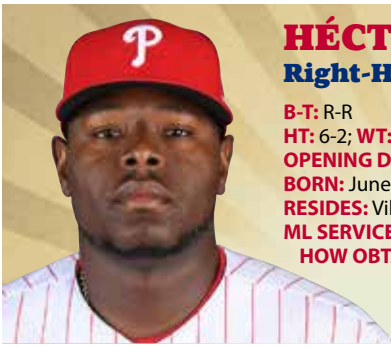
SIMÓN MUZZIOTTI'S CAREER STATISTICS

YEAR	CLUB	AVG	G	AB	R	H	2B	3B	HR	RBI	SH	SF	HP	BB	SO	SB	CS	OBP	SLG	OPS	E
2016	DSL Red Sox-1	.317	17	60	9	19	2	1	0	10	0	1	0	4	6	1	1	.354	.383	.737	0
	DSL Phillies-1	.231	37	143	12	33	4	1	0	12	2	0	0	11	10	7	3	.286	.273	.559	1
2017	Clearwater	.286	2	7	2	2	0	0	0	0	0	0	0	2	1	0	0	.286	.286	.572	0
	GCL Phillies	.269	33	134	20	36	4	*6	0	14	0	0	7	8	8	3	3	.305	.388	.693	1
2018	Lakewood	.263	68	278	33	73	12	2	1	20	5	1	1	14	40	18	4	.299	.331	.630	1
	GCL Phillies-E	.091	6	22	2	2	0	0	0	2	0	0	0	2	1	1	0	.167	.091	.258	0
2019	Clearwater	.287	110	425	52	122	21	3	3	28	5	2	1	32	60	21	12	.337	.372	.709	2
2020	Did not play																				
Minors Totals		.268	273	1069	130	287	43	13	4	86	12	4	2	70	127	57	23	.314	.344	.658	5

* League leader

MUZZIOTTI'S CAREER TRANSACTIONS

- Signed by Boston Red Sox as an amateur free agent, July 2, 2015 (later voided)
- Selected by Philadelphia as a minor league free agent, July 5, 2016



HÉCTOR NERIS

Right-Handed Pitcher

50

B-T: R-R

@hectorneris50

HT: 6-2; **WT:** 227

OPENING DAY AGE: 31

BORN: June 14, 1989, Villa Altigracia, DR

RESIDES: Villa Altigracia, DR

ML SERVICE: 5 years, 68 days

HOW OBTAINED: Signed by Phillies as an amateur free agent, 4/29/10

2020

- His 24 appearances were tied with Tommy Hunter for most on the club
- Retired the first batter 19 times in 24 plate appearances, holding the leadoff batters to a .136/.208/.136 slash line
- On injured list, 6/30-7/22
- In his final 15 appearances, was 3-for-3 in save opportunities with a 2.35 ERA (4 ER, 15.1 IP) and 20 strikeouts
- With a season-high four strikeouts in his final appearance on 9/27 at TB, moved into 4th on the all-time strikeout list among Phillies relievers (422), behind Ron Reed (519), Ryan Madson (486) and Tug McGraw (483)
- Finished the season with the following all-time Phillies relief rankings: 4th in SO (422), 7th in appearances (331) and 9th in saves (72)

2019

- Ranked 6th among NL relievers in games finished (49), T-7th in saves (28), 8th in OPP AVG (.186), 9th in save percentage (82.4%), T-9th in strikeouts (89) and 10th in WHIP (1.02)
- His 28 saves set a new career high
- Had a 1.30 ERA (4 ER, 27.2 IP) in 27 appearances, 3/31-6/11
- Had a streak of six straight appearances with multiple strikeouts, 4/14-27, most by a Phillies reliever since Ken Giles, 7/30-8/12/15 (6)
- Converted his first career six-out save on 5/18 vs COL
- Converted 14 straight saves to start the season, tied for the 6th-longest saves streak to begin a season in franchise history
- Posted a 0.55 ERA (1 ER, 16.1 IP) with seven hits allowed and 25 strikeouts in those 14 save opportunities
- Had a 13.0-inning scoreless streak, 7/21-8/21
- Served a three-game suspension, 8/1-3
- Posted a 1.00 ERA (3 ER, 27.0 IP) with 10 saves, 13 hits allowed and 34 strikeouts in his final 27 appearances of the season
- Recorded six saves against ATL, most by a Phillie against a single opponent in a season since 2014 (Jonathan Papelbon, 7 vs MIA)
- Had six saves of four or more outs, T-4th in MLB and T-2nd-most by a Phillie since 2000 with Billy Wagner's six in 2005 behind Seranthony Domínguez's seven in 2018
- Stranded 80.0% of his inherited runners (16-20)
- Following the season, pitched for Este in the Dominican Winter League

2018

- Among all ML relievers, ranked 5th in SO/9.0 IP (14.35); trailed only Josh Hader (15.82) among NL relievers
- Made his third consecutive Opening Day roster
- Had his saves streak come to an end at 21 on 4/11 vs CIN, which at the time was the longest active streak in the majors
- Optioned to Lehigh Valley (AAA) on 6/18 and was recalled for a brief stint with Philadelphia, 6/25-30
- Recalled on 8/14 and spent the remainder of the season with the Phillies
- Made 11 straight scoreless appearances after being recalled, striking out 21 of the 36 batters he faced (58.3%) and allowing five hits in 9.2 IP
- Was named the Hartford Presents NL Reliever of the Month for August, the first Phillie to win that award and second Phillie to win a Reliever of the Month Award (Jonathan Papelbon, MLB Delivery Man of Month, April 2012)
- His 20 strikeouts from his first appearance in August (8/15) to the end of the month were five more than any other reliever in baseball
- Posted a 2.04 ERA (4 ER, 17.2 IP) with 35 SO and five walks in his final 19 appearances after being recalled on 8/14
- Recorded at least one strikeout in 24 straight appearances, 6/17-end of season, the longest streak by a Phillies reliever since at least 1908 and longest active streak in MLB to finish the season
- Recorded multiple strikeouts in 15 of his final 23 appearances (17.85 SO/9.0 IP, 41 SO, 20.2 IP)

2017

- Made his second consecutive Opening Day roster
- Among all NL relievers, T-4th in games finished (56) and ranked 5th in games (74), 8th in saves (26) and 9th in save % (89.7) & innings (74.2)
- His 89.7 save % was the 8th-highest ever by a Phillies pitcher with at least 20 save opportunities
- Appeared in 3 games to the Dominican Republic in the 2017 World Baseball Classic (2.70 ERA)
- Successfully converted each of his final 20 save opportunities, the longest streak by a Phillie in a single season since Brad Lidge converted all 41 of his saves in 2008
- Was 15-for-15 in saves against the NL East and posted a 1.64 ERA in 36 games
- Had a 1.98 ERA (16 ER, 72.2 IP) in 71 of his 74 appearances

2016

- Made his first Opening Day roster
- Among NL relievers, finished 3rd in innings (80.1), T-3rd in games (79) and 5th in SO (102)
- His 102 SO were the 2nd-most ever by a Phillies reliever, behind only Dick Selma (153 SO in 1970)
- Became the fourth reliever in Phillies history to collect 100 SO in a season
- Had a 1.94 ERA (17 ER, 79.0 IP) in 77 of his 79 appearances
- Had a career-best 14.2-inning scoreless streak, 9/23/15-4/22/16 (13 G)
- Tossed a career-high 2.2 innings, 4/20 vs NYM
- Earned his first career save, 5/1 vs CLE
- Had a 1.29 ERA (4 ER, 28.0 IP) and 0.71 WHIP (7 BB, 13 H) over his first 26 games, 4/4-5/29
- His 46 appearances before the All-Star break were the most by a Phillies reliever since 2004 (Rheal Cormier) and only one shy of Kent Tekulve's club record 47 in 1987
- Struck out 102 of the 328 batters he faced (31.1% SO rate)
- Following the season, pitched in three games for Este in the DWL

2015

- Shuttled between Lehigh Valley and the Phillies all season
- Began the season with Lehigh Valley
- Had a 1.80 ERA (2 ER, 10.0 IP) through his first seven appearances, then an 11.74 ERA (10 ER, 7.2 IP) in his next eight games before posting a 0.46 ERA (3 ER, 19.2 IP) through his final 12 games
- Pitched at least 2.0 innings in 11 of his 27 appearances with Lehigh Valley and had a 2.01 ERA (5 ER, 22.1 IP) in those games
- Posted a 3.00 ERA (13 ER, 39.0 IP) in 31 of his 32 ML appearances; allowed a then career-high four ER in 1.1 IP, 8/24 vs NYM
- Averaged 9.15 SO/9.0 IP (41 SO, 40.1 IP) with the Phillies
- Posted a 2.65 ERA (5 ER, 17.0 IP) on the road, as opposed to a 4.63 ERA (12 ER, 23.1 IP) at Citizens Bank Park
- Following the season, pitched in 18 games for Este in the DWL (1-2, 3.00 ERA) and averaged 9.00 SO/9.0 IP (21 SO, 21.0 IP)

2014

- Shuttled between Lehigh Valley and Reading (AA) most of the season
- Had a 15.0-inning scoreless streak (9 G) with the IronPigs, 7/12-8/7
- Had his contract selected on 8/3
- Made his ML debut and earned the win, 8/5 vs HOU (1.0 IP, SO); optioned back to Lehigh Valley following the game
- Did not allow a run in 26 of his 37 games with Lehigh Valley (70%), but allowed three or more runs in six of 37 (16%)
- Posted a 0.43 ERA (1 ER, 21.0 IP) in 14 home games with Lehigh Valley
- Following the season, pitched for Este in the DWL, where he did not allow a run in 18.0 IP (20 G)

2013

- Spent the season with Reading
- Pitched at least 1.0 inning in 21 of his 38 relief appearances (55%)
- Following the season, pitched for Este in the DWL (1-0, 1.93 ERA, 10 G) and Mochis in the Mexican Winter League (0-0, 0.00 ERA, 2 G)

2012

- Spent the entire season with Clearwater (A)
- Posted a 1.26 ERA (2 ER, 14.1 IP) in nine April games
- Averaged 10.75 SO/9.0 IP
- Threw more than 1.0 inning in 28 of his 50 relief appearances (56%)
- Following the season, pitched in six games for Este in the DWL

2011

- Split the season between Williamsport (A) and Lakewood (A)
- 12 of his 15 appearances with Williamsport were scoreless
- Had a 1.77 ERA (4 ER, 20.1 IP) in his final 11 games with Lakewood after posting a 6.75 ERA (11 ER, 14.2 IP) through his first eight appearances
- Held LHH to a .161 AVG (10-62) with Lakewood
- Averaged 10.98 SO/9.0 IP between both levels (72 SO, 59.0 IP)

2010

- Made his pro debut with the Dominican Summer League Phillies (R)
- Held opponents to a .199 AVG (30-151)
- Participated in Florida Instructional League

PERSONAL

Héctor Neris (pronounced HEHK-ter NAIR-iss)... Has one son, Derek (5/21/15)... 2008 graduate of Colegio José Francisco Peña Gómez, where he played volleyball, basketball and chess... **Hobbies:** Riding horses and cooking... **Signed by:** Koby Pérez



HÉCTOR NERIS' CAREER STATISTICS

YEAR	CLUB	W-L	ERA	G	GS	CG	SHO	SV	IP	H	R	ER	HR	HB	BB	SO	WP	BK	AVG
2010	DSL Phillies	1-1	3.24	16	1	0	0	5	41.2	30	18	15	1	5	13	34	2	1	.199
2011	Lakewood	2-1	3.86	19	0	0	0	0	35.0	34	21	15	6	1	9	43	3	1	.245
	Williamsport	1-1	1.13	15	0	0	0	0	24.0	17	3	3	1	1	8	29	0	0	.198
2012	Clearwater	4-2	3.55	#50	0	0	0	6	78.2	64	34	31	7	4	25	94	5	4	.221
2013	Reading	6-4	4.55	46	8	0	0	0	97.0	89	51	49	14	2	39	93	4	4	.241
2014	Lehigh Valley	4-3	4.19	37	1	0	0	2	58.0	50	29	27	5	6	19	58	3	2	.228
	Reading	2-0	1.86	11	0	0	0	0	19.1	12	4	4	3	0	10	12	0	0	.188
	PHILLIES	1-0	0.00	1	0	0	0	0	1.0	0	0	0	0	0	1	0	0	0	.000
2015	Lehigh Valley	1-3	3.62	27	0	0	0	1	37.1	38	16	15	1	0	24	35	2	0	.260
	PHILLIES	2-2	3.79	32	0	0	0	0	40.1	38	19	17	8	4	10	41	3	0	.245
2016	PHILLIES	4-4	2.58	79	0	0	0	2	80.1	59	26	23	9	3	30	102	4	1	.202
2017	PHILLIES	4-5	3.01	74	0	0	0	26	74.2	68	26	25	9	6	26	86	2	1	.239
2018	PHILLIES	1-3	5.10	53	0	0	0	11	47.2	46	27	27	11	1	16	76	5	0	.250
	Lehigh Valley	2-0	1.45	19	0	0	0	1	18.2	9	3	3	0	1	7	31	1	1	.138
2019	PHILLIES	3-6	2.93	68	0	0	0	28	67.2	45	24	22	10	6	24	89	2	2	.186
2020	PHILLIES	2-2	4.57	24	0	0	0	5	21.2	24	15	11	0	0	13	27	3	1	.267
Minors Totals		23-15	3.56	240	10	0	0	15	409.2	343	179	162	38	20	154	429	20	13	.224
ML	Totals	17-22	3.38	331	0	0	0	72	333.1	280	137	125	47	20	119	422	19	5	.224

Tied for league lead

NERIS' MAJOR LEAGUE HITTING TOTALS

	AVG	AB	R	H	2B	3B	HR	RBI	SH	SF	HP	BB	SO	SB	CS	E
2019	.000	1	0	0	0	0	0	0	0	0	0	0	1	0	0	0
Career	.000	3	0	0	0	0	0	0	0	0	0	0	3	0	0	4

NERIS' WORLD BASEBALL CLASSIC STATISTICS

YEAR	CLUB	W-L	ERA	G	GS	CG	SHO	SV	IP	H	R	ER	HR	HB	BB	SO	WP	BK	AVG
2017	Dominican Rep.	0-0	2.70	3	0	0	0	0	3.1	2	1	1	1	0	1	2	0	0	.182

NERIS' CAREER TRANSACTIONS

- Signed by Philadelphia as an amateur free agent, April 29, 2010
- On injured list, June 30-July 22, 2020

NERIS' CAREER FIELDING

POSITION	PCT	G	PO	A	E	TC	DP
Pitcher	.923	331	20	28	4	52	0

NERIS' GAME HIGHS

STRIKEOUTS: 6 – 4/20/16 vs NYM... **WALKS:** 3 – 2 times, last: 5/30/16 vs WSH... **LONGEST OUTING:** 2.2 inn. – 4/20/16 vs NYM...
WINNING STREAK: 3 games – 2 times, last: 6/28-8/2/16... **LOSING STREAK:** 3 games – 3 times, last: 6/1-7/13/19... **SCORELESS STREAK:** 14.2 inn. – 9/23/15-4/22/16



AARON NOLA

Right-Handed Pitcher

27

B-T: R-R

HT: 6-2; **WT:** 200

OPENING DAY AGE: 27

BORN: June 4, 1993, Baton Rouge, LA

RESIDES: Baton Rouge, LA

ML SERVICE: 5 years, 76 days

HOW OBTAINED: Selected by Phillies in 1st round (7th overall) of June 2014 draft

CONTRACT STATUS: Signed a four-year contract on 2/13/19, taking him through 2022 with a club option for 2023

@AaronNola027

@aaronnola_27

2020

- Among ML starters, was T-1st in CG (2), T-2nd in SHO (1), 5th in SO (96), T-5th in starts (12), 6th in SO rate (33.2% & SO/9.0 IP (12.11) and 9th in OPP AVG (.205)
- Among NL starters, was T-1st in CG, T-2nd in SHO, 3rd in SO, T-4th in starts, 6th in SO rate, 7th in SO/9.0 IP, 8th in IP (71.1) & OPP AVG, T-8th in quality starts (7) and 10th in H/9.0 IP (6.81)
- Had four double-digit strikeout starts, T-5th-most in MLB, and joined Shane Bieber as the only pitchers to strike out 10 or more in consecutive games multiple times
- His 12.11 SO/9.0 IP and 33.2% strikeout rate were both the highest ever by a Phillies starter with at least 70.0 IP in a season
- Became the fifth home-grown Phillies pitcher to make three consecutive Opening Day starts for the club, joining Brett Myers (3), Chris Short (4), Robin Roberts (12) and Grover Cleveland Alexander (4).
- Posted a 2.40 ERA (15 ER, 56.1 IP) through nine starts (through 9/11), the 9th-lowest among ML starters over that span
- Was only the ninth pitcher in the modern era (since 1900) to have 19 or more SO and one or zero walks through two starts of a season
- Tied a career-high 12 SO on 8/5 vs NYY (gm 2)
- On 8/10 vs ATL, recorded double-digit strikeouts in consecutive games for the second time in his career
- Had a 15.0-inning scoreless streak from 8/10-21 and an 11.0-inning scoreless streak, 8/26-9/1
- Allowed three or fewer hits and struck out eight or more batters in three consecutive starts, 8/5-15, becoming the only Phillies pitcher since the current mound distance was established in 1893 to have three straight such starts
- Had 40 strikeouts to seven walks in his first five starts of the season, the first Phillie ever with as many strikeouts and as few walks through five starts
- Had a streak of 21.0 consecutive scoreless innings pitched at home from the second inning on 8/10 vs ATL through 9/1 vs WSH
- On 9/1 vs WSH, earned his 33rd win at home in his 50th decision, tying Steve Carlton's franchise record for most wins at home through 50 career decisions
- On 9/11 at MIA (gm 1), became just the second player since the current mound distance was established in 1893 to throw a shutout of 7.0 IP or fewer with 10 or more strikeouts, joining Vida Blue on 4/9/71 vs KC
- His complete game on 9/11 at MIA was the first of his career in his 136th start and his second came two starts later on 9/22 at WSH (gm 1)
- Became the first Phillie with a 7.0-inning or fewer complete game since Roy Halladay on 4/19/13 vs STL, the final of his career

NOLA PHAST PHACTS

- 2018 NL All-Star
- 3rd in 2018 NL Cy Young Award voting
- 2019 NL Gold Glove Award finalist
- Consecutive 220+ strikeout seasons in 2018-19
- Went 3-1 with a 2.50 ERA (11 ER, 39.2 IP) in six home starts, and posted a 1.57 ERA (6 ER, 34.1 IP) in his first five home starts of the season
- Had a streak of 12 straight Interleague starts allowing two or fewer runs end on 9/27 at TB; it was the longest ever by a NL starter and 2nd-longest in Interleague history behind Johan Santana's 13-game streak (6/7/02-6/8/05, but allowed 3 R in a relief app in between)
- From the fourth inning on in his starts, posted a 1.77 ERA (7 ER, 36.2 IP)

2019

- Among NL starters, was T-1st in starts (34), 4th in IP (202.1) and T-7th in SO (229)
- His 229 strikeouts were a career high, 7th-most ever by a Phillies RHP and 14th-highest ever by any Phillie in a season
- Became just the ninth Phillie (and the youngest of them at age 26) to have multiple 200-strikeout seasons in his career
- Has two of the four 200-strikeout seasons by Phillies age 26 or younger since 1912, joining Cole Hamels in 2010 and Brett Myers in 2005
- Secured two of the top 10 highest strikeout totals ever by a Phillies RHP, and is just the fourth different pitcher on the list (Curt Schilling, Jim Bunning, Grover Cleveland Alexander)
- Was a finalist for a Rawlings Gold Glove Award
- Made his second career and second consecutive Opening Day start
- At 25 years, 297 days, became the youngest Phillie to make consecutive Opening Day starts since 1963 (Art Mahaffey) and only the ninth pitcher who began his career with the Phillies to make consecutive Opening Day starts
- Joined Roy Halladay (2012), Schilling (1997-98), Steve Carlton (1984) and Earle Moore (1911) as the only Phillies to allow two or fewer hits and one or no runs on Opening Day since at least 1908
- Had a franchise-record 34 straight starts allowing four runs or fewer end on 4/3 at WSH
- Made his 100th career start on 5/1 vs DET, becoming just the 58th pitcher to make 100 career starts for PHIL

- His 635 strikeouts were most among Phillies in their first 100 career starts and 3rd among pitcher in his first 100 starts with the Phillies, trailing Cliff Lee (687) and Steve Carlton (647)
- His 3.46 ERA through 100 starts was 4th among Phillies since 1912, when earned runs became an official NL stat, trailing Eppa Rixey (2.56), Erskine Mayer (2.79) and Robin Roberts (3.33)
- Tied a career-high 12 strikeouts on 5/18 vs COL, doing so in 6.0 IP
- His six-game win streak to start the season tied a career best and he was the first Phillie to start his season 6-0 since 2001 (Omar Daal)
- Became the eighth Phillie in team history to have 10 or more career games with 10 or more strikeouts on 6/21 vs MIA
- Carried a no-hitter through 5.0 IP on 6/27 vs NYM and became the first Phillie with consecutive 10-strikeout games since 2015 (Jerad Eickhoff)
- Had a 22.0-inning scoreless streak, 6/21-7/7, the longest by a Phillie since he himself had a career-long 23.0-inning streak in 2016
- Posted a 2.21 ERA (23 ER, 93.2 IP) over 14 starts, 6/21-8/30, and a 1.91 mark (13 ER, 61.1 IP) in nine starts, 6/21-8/3
- Recorded his 750th career strikeout on 7/28 vs ATL, becoming one of 13 Phillies to ever reach the mark and doing so faster than any other (704.0 IP)
- Struck out his 200th batter of the season, 9/4 at CIN
- Went 2-0 with a 1.60 ERA (6 ER, 33.2 IP), 39 SO, 1 HR and held opponents to a .186/.267/.271 slash line in five Interleague starts
- Had a 2.91 ERA (38 ER, 117.1 IP) in 19 starts at home

2018

- Finished 3rd in NL Cy Young Award voting, behind only Jacob deGrom and Max Scherzer
- Among all ML starters, ranked 1st in bWAR (10.5), 4th in ERA (2.37), T-4th in starts (33) & quality starts (25), 5th in IP (212.1) & OPP OPS (.570), 6th in OPP SLG (.311), 7th in WHIP (0.97), T-7th in wins (17), 8th in SO (224), OPP AVG (.197) & HR/9.0 IP (0.72), 9th in pitches/IP (15.1) and T-10th in win % (.739)
- Among all single-season performances by a Phillies pitcher, ranked 2nd in OPP AVG, 3rd in OPP OPS, 5th in WHIP, T-6th in quality starts, 14th in SO and T-14th in ERA
- Finished 2nd in the NL in ERA behind deGrom
- Named to his first career NL All-Star team, becoming the first Phillies starter to be named to the team since 2013 (Cliff Lee)
- His 224 strikeouts were 2nd-most ever by a Phillies pitcher age 25 or younger, trailing Grover Cleveland Alexander's 227 in 1911
- Joined Steve Carlton (4 times), Curt Schilling (3 times), Jim Bunning (2 times), Lee and Chris Short as the only Phillies with six double-digit strikeout games in a season since the current mound distance was established in 1893
- Became the fourth Phillies RHP (and seventh pitcher overall) to accrue 224 strikeouts in a season, joining Bunning (3 times), Alexander (2 times) and Schilling (2 times)
- Was one of two Phillies pitchers to ever strike out at least 200 batters and hold opponents to a .200 average or lower (Alexander, 1915)
- Joined Roy Halladay (2.35) in 2010 as the only qualifying Phillies pitchers since 1993 with an ERA under 2.40
- His bWAR of 10.5 was the most by any pitcher in baseball since 2002 (Randy Johnson, 10.7), most by a Phillies pitcher since 1972 (Steve Carlton, 12.1) and T-7th-highest ever by a Phillies pitcher

- Joined Walter Johnson (1910, 1912-13), Dwight Gooden (1985) and Hal Newhouser (1945) as the only pitchers in baseball with a 10.5 or higher bWAR in their age 25 or younger season (age on 6/30) in the modern era (since 1900)
- Allowed four or fewer hits in 19 of his starts, most by a Phillies pitcher in a season since 1893
- Made his first career Opening Day start on 3/29 at ATL at 24 years, 298 days old, becoming the club's youngest Opening Day starter since Dennis Bennett in 1964 (24 years, 192 days old)
- Had a 14.1-inning scoreless streak, 4/27-5/8
- Struck out a career-high 12 batters on 5/8 vs SF
- Allowed one run in six straight home starts, 5/8-7/4
- Allowed three earned runs or fewer in 13 straight starts, 9/7/17-5/13/18
- Won each of his first five home starts, something no Phillie had done since 2010 (Roy Oswalt)
- Carried a no-hitter through 6.2 innings, 5/26 vs TOR, the longest no-hit bid of his career; retired 18 straight at one point and struck out 10
- Posted a 1.80 ERA (8 ER, 40.0 IP) with 46 SO and a 0.90 WHIP in May
- Became the first Phillies pitcher age 25 or younger to have multiple starts in a season with 10+ strikeouts and no walks
- Had a 40.0-inning streak without allowing a home run, 6/17-7/24; allowed only 8 home runs in his first 22 starts of the season (176.0 IP)
- Had a 2.18 ERA and 0.932 WHIP by the end of May, becoming the third Phillie that low in both categories since the NL began recording ER in 1912 (min. 10 starts)
- Became one of just seven Phillies in the last 20 seasons (since 1999) with 10 wins before 7/1
- Reached 500 career strikeouts in 480.0 IP, becoming the fastest Phillie to that mark both among pitchers who started their career in Philadelphia and any pitcher to strike out 500 in a Phillies uniform
- Joined Carlton (2.14 ERA, 155 SO in 1980) as the only Phillies pitchers with an ERA of 2.30 or lower and 130 or more strikeouts by the All-Star break, and was the fifth Phillie to win 12 games or more by the break
- Was the youngest Phillies starting pitcher to be selected as an All-Star since Cole Hamels in 2007 (23 years old)
- His 2.236 ERA through his first 25 starts was the lowest ERA by a Phillie through his first 25 starts since 1964 (Short, 1.97)



NOLA'S DOUBLE-DIGIT STRIKEOUT GAMES

12	5/8/18 vs SF
12	5/18/19 vs COL
12	8/5/20 vs NYY (gm 2)
11	9/13/17 vs MIA
11	8/17/18 vs NYM
11	9/2/18 vs CHI
10	7/26/17 vs HOU
10	5/26/18 vs TOR
10	6/12/18 vs COL
10	7/9/18 at NYM
10	6/21/19 vs MIA
10	6/27/19 vs NYM
10	8/3/19 vs CWS
10	8/10/20 vs ATL
10	9/6/20 at NYM
10	9/11/20 at MIA (gm 1)

**Ranks 7th in franchise history in double-digit strikeout games*

- Went 3-0, 1.06 ERA (4 ER, 34.0 IP) and 35 SO in August, posting the 3rd-best ERA in MLB that month
- Had a 17.0-inning scoreless streak, 8/17-28
- Won his first nine home decisions, joining Tommy Greene (10, 1993) as the only Phillies starters to do so since at least 1908, and becoming one of four ML pitchers to do since 2014: Zack Greinke (2017), Rick Porcello (2016), Dallas Keuchel (2015)
- His 17 straight home starts allowing three or fewer runs (8/28/17-8/28/18) was the 2nd-longest streak in Phillies history since 1893 (longest: 19, Bunning)
- Posted a 1.50 ERA (8 ER, 48.0 IP) over his final seven road starts (7/9-end of season), the lowest mark in baseball in that stretch
- In his final start of the season, set a Phillies franchise record (since 1908) with his 37th consecutive start allowing four runs or fewer
- His 224 strikeouts were most by a Phillie since Lee had 238 in 2011 and his 17 wins were tied for the most by a Phillie since Halladay won 19 in 2011
- In 18 starts following a Phillies loss, went 10-3 with a 2.17 ERA (28 ER, 116.1 IP)
- Posted a 2.14 ERA (29 ER, 122.0 IP) in 19 starts against the NL East
- Held LHH to a .187 AVG (70-375), the lowest mark among all ML pitchers and lowest by a Phillies pitcher since the data began to be tracked in 1974
- Joined Jeremy Hellickson (2016) as the only Phillies since 1989 with 19 starts against the NL East; Tom Glavine (2002) was previously the last major leaguer to do so

2017

- Ranked 8th among NL starters in SO/9.0 IP (9.86), 9th in SO rate (26.6%) & first pitch strike % (64.4%) and 10th in SO/BB (3.71)
- Had the most SO ever by a Phillies pitcher who made fewer than 30 starts in a season
- Did not allow a HR until the third inning of his third start, capping a 31.0-inning homerless streak over parts of seven games, 7/2/16-4/20/17
- Was on the 10-day IL with a lower back strain, 4/24 (retro to 4/21)-5/20; made two rehab starts for Lehigh Valley (AAA)
- His 17.0-inning scoreless streak, 6/27-7/8, was the longest by a Phillies starter during the season
- Allowed two or fewer ER and struck out seven or more in seven straight starts, 6/22-7/26, becoming the only Phillies pitcher to do so since ER began to be recorded in 1912
- Had his first career 10-SO game, 7/26 vs HOU
- Had 10 straight starts with two or fewer runs allowed (6/22-8/12), the longest such streak by a Phillie since the current mound distance was established in 1893
- Went 6-2 with a 1.71 ERA (13 ER, 68.1 IP), 1.00 WHIP (19 BB, 49 H), 78 SO and .196 OPP AVG in 10 starts, 6/22-8/12
- Did not allow a home run in 27.0 consecutive innings in parts of five starts, 7/21-8/12
- Went 3-1 with a 1.32 ERA (5 ER, 34.0 IP) and 43 SO in five July starts, his lowest ERA in any month of his career; ranked 3rd among ML starters in ERA in July behind Clayton Kershaw (0.47) and Chris Sale (1.04)
- Struck out a then career-high 11 batters, 9/13 vs MIA
- Averaged 9.86 SO/9.0 IP (184 SO, 168.0 IP), becoming the second qualifying Phillie with a SO/9.0 IP that high (other: Curt Schilling, 11.29 in 1997 and 10.05 in 1998)
- His 2.98 home ERA (31 ER, 93.2 IP) was 7th-best among NL starters and was the 5th-lowest home ERA in a season by a Phillies starter in the history of Citizens Bank Park, trailing only Cliff Lee (1.94 in 2011), Roy Halladay (2.21 in 2010 & 2.48 in 2011) and Cole Hamels (2.64 in 2011)

- Led team in ERA (3.54), wins (12), starts (27), innings (168.0) and SO (184)
- Allowed two ER or fewer in 18 of his 27 starts and struck out at least eight batters in 11 starts

2016

- Made his first career Opening Day roster
- Posted a 2.65 ERA and 0.99 WHIP over his first 12 starts, 4/6-6/5
- His 0.85 WHIP was the lowest of any Phillies starting pitcher through their first seven starts of a season since 1998 (Curt Schilling, 0.84)
- Had a career-best 23.0-inning scoreless streak, 4/22-5/8, tied for the longest in the NL
- Had nine consecutive quality starts, 4/22-6/5, the longest streak by a Phillie since Cole Hamels had 10 straight in 2013
- In six starts against NL Central teams, went 4-1, 2.13 ERA (9 ER, 38.0 IP)
- Through his first 25 career starts, posted a 3.12 ERA (54 ER, 155.2 IP), 1.09 WHIP and held opposing hitters to a .232 AVG
- Was placed on the 15-day IL on 8/3 (retro to 7/29) with a right elbow strain; was transferred to the 60-day IL on 8/17 and missed the remainder of the season

2015

- Began the season with Reading (AA)
- Went 7-2, 1.50 ERA (12 ER, 72.0 IP) over his final 11 starts for Reading, 4/17-6/13
- Named Phillies Minor League Pitcher of the Week, 5/4-10, and Pitcher of the Month for May (4-1, 1.35 ERA, 6 ER, 40.0 IP, 32 SO, 5 BB)
- Promoted to Lehigh Valley on 6/15
- Won each of his first three starts while posting a 1.53 ERA (3 ER, 17.2 IP) over that stretch
- Selected to participate in the All-Star Futures Game for Team USA, but did not pitch
- Had his contract selected and made his ML debut, 7/21 vs TB (L, 6.0 IP, 5 H, R, ER, HR, BB, 6 SO)
- Was the first player drafted by the Phillies to make his ML debut the very next season since Pat Combs in 1989
- Had a 13.0-inning scoreless streak, 8/18-28, the longest by a Phillies rookie since 2011 (Vance Worley, 14.0 IP)
- Pitched 8.0 scoreless innings, 8/23 at MIA
- In seven starts against NL East teams, went 3-1, 3.29 ERA
- The Phillies won seven of his first 10 starts and overall went 7-6 in the 13 games he started

2014

- Began his pro career with Clearwater (A)
- Held opponents to just four hits in 33 AB with runners on base (.121 AVG)
- Went 2-2, 2.25 ERA (7 ER, 28.0 IP) over his final six games after he allowed four ER in 2.1 IP in his professional debut
- Did not allow a walk in 19.0 consecutive innings, 7/1-19

- Allowed just one hit over 5.0 scoreless innings in his first pro win, 7/6 at Brevard County
- Promoted to Reading on 8/4
- Earned the win in his double-A debut, 8/6 vs Harrisburg (5.0 IP, ER, BB, 4 SO)
- Following the season, was named the No. 2 prospect in the Phillies minor league system by *Baseball America*
- Participated in Florida Instructional League

PERSONAL

Aaron Michael Nola (pronounced NOH-luh)... 2011 graduate of Catholic High School (LA)... Named Class 5A State Player of the Year and voted "Mr. Baseball" for the state of Louisiana during his senior season... Attended Louisiana State University... Honored as the 2014 National Pitcher of the Year by the College Baseball Foundation... In 2014, was a Golden Spikes Award finalist, named First-Team All-American, SEC

Pitcher of the Year and First-Team All-SEC... Older brother Austin is an infielder/catcher for SD... Was the 2020 Phillies Community Service Award winner and club nominee for the Roberto Clemente Award... Serves as the ambassador for the Phans Feeding Families campaign, a ballpark-wide initiative with Citizens Bank and the Phillies to raise money and collect food for Philabundance... Has also made \$15,000 in contributions to Philabundance... Active with the ALS Association by supporting Philadelphia and Baton Rouge Chapter events... Supports Philadelphia Futures' high school mentoring program by hosting the annual Get in the Game Celebrity Bowling Tournament... Participates in Shred Hate initiative to end bullying in Philadelphia schools... During the COVID-19 pandemic, launched "Cheers PA," a virtual fundraiser providing immediate emergency funds for the Hospitality Assistance Response of Pennsylvania (HARP)... **Hobbies:** Hunting and fishing... **Signed by:** Mike Stauffer

AARON NOLA'S CAREER STATISTICS

YEAR	CLUB	W-L	ERA	G	GS	CG	SHO	SV	IP	H	R	ER	HR	HB	BB	SO	WP	BK	AVG
2014	Clearwater	2-3	3.16	7	6	0	0	0	31.1	24	12	11	4	0	5	30	1	0	.214
	Reading	2-0	2.63	5	5	0	0	0	24.0	25	7	7	4	0	5	15	0	0	.272
2015	Reading	7-3	1.88	12	12	0	0	0	76.2	59	17	16	4	3	9	59	0	0	.219
	Lehigh Valley	3-1	3.58	6	6	0	0	0	32.2	38	14	13	3	0	9	33	0	0	.288
2016	PHILLIES	6-2	3.59	13	13	0	0	0	77.2	74	31	31	11	2	19	68	0	0	.251
	PHILLIES	6-9	4.78	20	20	0	0	0	111.0	116	68	59	10	6	29	121	2	0	.264
2017	PHILLIES	12-11	3.54	27	27	0	0	0	168.0	154	67	66	18	2	49	184	1	0	.241
	Lehigh Valley+	1-0	0.87	2	2	0	0	0	10.1	6	1	1	0	0	1	10	0	0	.167
2018	PHILLIES	17-6	2.37	33	33	0	0	0	212.1	149	57	56	17	7	58	224	4	1	.197
2019	PHILLIES	12-7	3.87	34	#34	0	0	0	202.1	176	91	87	27	11	80	229	3	0	.233
2020	PHILLIES	5-5	3.28	12	12	#2	1	0	71.1	54	31	26	9	2	23	96	1	0	.205
Minors Totals		15-7	2.47	32	31	0	0	0	175.0	152	51	48	15	3	29	147	1	0	.237
ML Totals		58-40	3.47	139	139	2	1	0	842.2	723	345	325	92	30	258	922	11	1	.230

Tied for league lead
+ Rehab assignment

NOLA'S ALL-STAR GAME STATISTICS

YEAR	CLUB, SITE	W-L	ERA	G	GS	CG	SHO	SV	IP	H	R	ER	HR	HB	BB	SO	WP	BK	AVG
2018	NL, WSH	0-0	0.00	1	0	0	0	0	1.0	1	0	0	0	0	0	2	0	0	.250

NOLA'S MAJOR LEAGUE HITTING TOTALS

	AVG	AB	R	H	2B	3B	HR	RBI	SH	SF	HP	BB	SO	SB	CS	E
2019	.119	59	6	7	2	0	0	2	5	0	0	6	35	0	0	0
Career	.077	222	10	17	4	0	0	8	17	0	1	15	129	0	0	2

NOLA'S CAREER TRANSACTIONS


- Selected by Toronto Blue Jays in 22nd round of June 2011 draft, but did not sign
- Selected by Philadelphia in 1st round (7th overall) of June 2014 draft
- On injured list with a right elbow strain, July 29, 2016 through the remainder of the season
- On injured list with a lower back strain, April 21-May 20, 2017; included rehab assignment to Lehigh Valley, May 10-20

NOLA'S CAREER FIELDING

POSITION	PCT	G	PO	A	E	TC	DP
Pitcher	.987	139	44	109	2	155	7

NOLA'S GAME HIGHS

LOW-HIT CG: 3 – 9/11/20 at MIA (gm 1)... **SHUTOUTS:** 1 – 9/11/20 at MIA (gm 1)... **STRIKEOUTS:** 12 – 3 times, last: 8/5/20 vs NYY (gm 2)... **WALKS:** 5 – 2 times, last: 9/17/20 vs NYM... **LONGEST OUTING:** 8.0 inn. – 10 times, last: 9/1/20 vs WSH... **WINNING STREAK:** 6 games – 2 times, last: 3/28-5/29/19... **LOSING STREAK:** 5 games – 6/11-7/23/16... **SCORELESS STREAK:** 23.0 inn. – 4/22-5/8/16



IVÁN NOVA

Right-Handed Pitcher

47

B-T: R-R

HT: 6-5; **WT:** 250

OPENING DAY AGE: 34

BORN: January 12, 1987, San Cristobal, DR

RESIDES: San Cristobal, DR

ML SERVICE: 10 years, 24 days

HOW OBTAINED: Signed by Phillies as a minor league free agent, 1/26/21

@IvanNova47

@inova47

Non-Roster Invitee

2020

- Pitched for DET
- Made four starts before being placed on the IL, 8/15, with right triceps tendinitis and missed the remainder of the season

2019

- Among all ML pitchers, ranked 1st in GIDP (30) and T-1st in starts (34)
- Spent the season with CWS
- His 34 starts were a career high and it marked the second time he made more than 30 starts in a season (other: 31 in 2017)
- Went 4-7 with a 5.58 ERA (62 ER, 100.0 IP) in 18 starts before the All-Star break and 7-5 with a 3.72 ERA (36 ER, 87.0 IP) in 16 starts after the break
- Tossed two complete games: 7/22 vs MIA and 8/13 vs HOU
- Allowed one ER or none in five consecutive starts, 7/22-8/13, going 4-0 with a 0.49 ERA (2 ER, 37.0 IP); during that stretch, his ERA was the lowest in the AL and 2nd-lowest in the majors (LAD's Hyun-Jin Ryu, 0.46)
- Went 5-1 with a 1.17 ERA (6 ER, 46.0 IP) over his final seven starts at Guaranteed Rate Field
- His 1.17 home ERA was the lowest in MLB from 7/1-end of season

2018

- Was his second full season with PIT
- Ranked 4th in the NL with 1.96 BB/9.0 IP (35 BB, 161.0 IP)
- Did not allow more than three walks in any of his starts
- In 14 home starts, posted a 2.99 ERA (27 ER, 81.1 IP), which ranked 10th in the NL
- Tossed 8.0 scoreless innings on 4/26 vs DET and on 6/22 vs ARI
- Was on the IL, 5/25-6/9, with a right ring finger sprain
- Made four starts in June and went 2-0 with a 1.75 ERA (5 ER, 25.2 IP) and 21 strikeouts

2017

- Set a career best with 187.0 IP in his first full year with PIT
- Threw 6.0 innings or more in each of his first 15 starts
- His streak of 154 consecutive batters faced without allowing a walk ended, 4/23 vs NYY
- His streak of six straight starts without a walk was the longest by a PIT pitcher since Babe Adams had six consecutive such starts in 1922-23
- Recorded his third career shutout on 4/29 at MIA (9.0 IP, 3 H, 0 BB, 7 SO)

- Named NL Pitcher of the Month for April after tossing two complete games and compiling a 3-2 record with a 1.50 ERA (6 ER, 36.0 IP) and 22 strikeouts in five starts
- Tied a PIT franchise record by making 17 straight starts with one walk or none from 8/6/16-5/4/17

2016

- Began the season with NYY before being traded to PIT on 8/1
- Ranked 5th among ML pitchers in BB/9.0 IP (1.56), T-5th in CG (3) and 10th in SO/BB ratio (4.54)
- Matched his career high with three complete games, all with PIT
- Notched his first ML save, 4/6 vs HOU, throwing 4.0 scoreless innings
- Had a pair of complete games on fewer than 100 pitches: 98 pitches on 8/23 vs HOU and 94 pitches on 9/8 vs CIN
- Went 4-0 with a 2.87 ERA (10 ER, 31.1 IP) over five August starts

2015

- Spent the season with NYY
- Was on the IL from 3/27-6/23 while recovering from Tommy John surgery; included rehab assignments to Tampa (A), 6/8-10 and Scranton/Wilkes-Barre (AAA), 6/11-23
- Made his season debut, 6/24 vs PHI, throwing 6.2 scoreless innings to earn the win
- Received a decision in all 17 of his starts and became the first pitcher to earn a decision in every start (min. 17) since 1942, when Lum Harris went 11-15 in 26 games, including 20 starts, with PHI-AL and Ted Lyons went 14-6 in 20 starts with CWS

2014

- Limited to four starts with NYY
- Was on the IL, 4/20-end of season, with a right elbow ulnar collateral ligament injury
- Underwent Tommy John surgery on 4/29 (Dr. James Andrews)

2013

- Finished 2nd among AL starting pitchers in HR/9.0 IP (0.56)
- Was on the IL, 4/27-5/23, with right triceps inflammation
- Tossed 5.0 innings of relief on 5/29 vs NYM and recorded the 50th "immaculate inning" in ML history when he struck out Ike Davis, Mike Baxter and Ruben Tejada on nine pitches in the eighth inning

- Recorded his first career complete game on 7/5 vs BAL, and had a season-high 11 strikeouts
- Pitched at least 7.0 innings with three earned runs or fewer in seven straight starts, 7/5-8/14, the longest such streak by a NYY right-hander since 1998 (David Cone)
- Posted his first career shutout, 8/31 vs BAL
- Named AL Pitcher of the Month for August after going 4-0 with a 2.08 ERA (10 ER, 43.1 IP) in six starts
- Recorded his third complete game and second shutout of the season on 9/21 vs SF

2012

- Completed his first full season in the majors with NYY
- Became just the third NYY pitcher since 1991 to win 12 games or more with an ERA of 5.00 or higher, joining Randy Johnson (2006) and Richard Dotson (1988)
- Suffered his first loss on 5/2 at BAL, ending his 15-game winning streak dating back to 6/10/11; the streak was the 2nd-longest in franchise history behind Roger Clemens' 16 consecutive wins in 2001
- Struck out a career-high 12 batters, including the first seven of the game, on 5/19 vs CIN
- Collected his first ML hit, 6/11 at ATL (single off Randall Delgado)
- Was on the IL from 8/22-9/7 with right shoulder inflammation

2011

- Spent most of the season with NYY
- Named to *Baseball America's* Major League All-Rookie Team
- Among all qualifying ML rookie starters, was 1st in wins (16), 2nd in ERA (3.66), 3rd in IP (164.2) and 4th in OPP AVG (.256) & strikeouts (98)
- His 16 victories marked the most wins by a NYY rookie since Stan Bahnsen won 17 games in 1968
- Became one of only four rookies since 1958 to win at least 16 of their first 20 decisions in a season, joining Wally Bunker (1964), Tom Gordon (1989) and Matt Shoemaker (2014)
- Won eight straight starts from 7/1-9/2, the longest streak by a NYY rookie since Marius Russo won eight in a row in 1939
- Went undefeated in his final 16 starts, 6/10-9/25, compiling a 12-0 record with a 3.25 ERA (38 ER, 105.1 IP)
- Tied NYY all-time record for longest single-season winning streak by a rookie starting pitcher, set by Russ Ford in 1910 and matched by Atley Donald in 1939; marked the longest unbeaten streak by any ML rookie since CIN's Tom Browning went undefeated in 14 consecutive starts in 1985
- Made his postseason debut in Game 1 of the ALDS vs DET on 9/30, allowing two runs in 6.1 innings of relief for the win
- On 10/6, made his first career postseason start in Game 5 of the ALDS, surrendering two runs over 2.0 innings before leaving with right forearm tightness

2010

- Began the season with Scranton/Wilkes-Barre
- Ranked 2nd in the International League in ERA (2.86), T-3rd in wins (12), T-7th in OPP AVG (.250) and 8th in strikeouts (115)
- Was recalled by NYY on 5/10 and made his ML debut on 5/13 at DET, pitching 2.0 scoreless innings of relief with one strikeout
- Went 10-1 with a 2.19 ERA (23 ER, 94.2 IP) over his final 14 starts with Scranton/Wilkes-Barre from 6/5-8/18
- Earned his first ML win on 8/29 at CWS
- Went undefeated in his first six career starts from 8/23-9/20; became the second NYY pitcher since 1980 to go undefeated in his first six starts, joining Joba Chamberlain in 2008
- Following the season, was ranked as the No. 9 prospect in the International League by *Baseball America*

2009

- Split the season between Trenton (AA) and Scranton/Wilkes-Barre
- Attended spring training with SD before being returned to NYY on 3/29 (was selected by SD in the second round of the 2008 Rule 5 draft)
- Was on the temporarily inactive list, 5/31-6/5
- Was on the IL from 8/6-12 with a right calf strain
- Started two games for Scranton/Wilkes-Barre in the postseason, going 1-0 with a 1.93 ERA (3 ER, 14.0 IP)
- Following the season, pitched in five games (4 GS) for Escogido in the Dominican Winter League and went 1-0 with a 1.05 ERA (3 ER, 25.2 IP)

2008

- Spent the entire season with Tampa
- Ranked 2nd among Florida State League pitchers in IP (148.2), T-6th in starts (24) and 9th in strikeouts (109)
- Named FSL Pitcher of the Week for the period ending 5/25
- Finished July with a 3-2 record and 2.63 ERA (11 ER, 37.2 IP) in six starts
- Was on the IL twice with a left calf strain: 8/17-24 and 8/27-end of season

2007

- Led Charleston (A) with 21 starts
- Was on the IL from 7/7-13 with a left hip strain
- Following the season, made one relief appearance with Escogido in the DWL

2006

- Spent the entire season with Gulf Coast League Yankees (R)

2005

- Began his professional career with Dominican Summer League Yankees-1 (R)

PERSONAL

Iván Manuel Nova... Married Aura Castillo de Nova (1/25/18); has four children: Jaymee (6/25/04), Jaydee (10/29/05), Brandon (11/6/09) and Aura Esthela (3/22/19)... **Hobbies:** Playing dominoes, fishing and spending time with family

IVÁN NOVA'S CAREER STATISTICS

YEAR	CLUB	W-L	ERA	G	GS	CG	SHO	SV	IP	H	R	ER	HR	HB	BB	SO	WP	BK	AVG
2005	DSL Yankees-1	0-1	2.29	11	7	0	0	0	39.1	29	11	10	2	3	11	38	5	0	---
2006	GCL Yankees	3-0	2.72	10	5	0	0	1	43.0	36	13	13	5	3	7	36	3	0	.229
2007	Charleston	6-8	4.98	21	21	0	0	0	99.1	121	64	55	8	6	31	54	4	0	.306
2008	Tampa	8-13	4.36	26	24	0	0	0	148.2	168	81	72	6	9	46	109	12	1	.294
2009	Trenton	5-4	2.36	12	12	0	0	0	72.1	65	27	19	3	2	31	47	5	3	.244
	Scranton/W-B	1-4	5.10	12	12	1	0	0	67.0	72	39	38	4	3	28	43	4	0	.285
2010	Scranton/W-B	12-3	2.86	23	23	0	0	0	145.0	135	50	46	10	2	48	115	4	1	.250
	NEW YORK-AL	1-2	4.50	10	7	0	0	0	42.0	44	22	21	4	1	17	26	2	0	.268
2011	Scranton/W-B	1-2	3.38	3	3	0	0	0	16.0	16	6	6	3	0	2	18	6	0	.258
	NEW YORK-AL	16-4	3.70	28	27	0	0	0	165.1	163	74	68	13	6	57	98	11	0	.258
2012	NEW YORK-AL	12-8	5.02	28	28	0	0	0	170.1	194	100	95	28	10	56	153	6	2	.288
2013	Scranton/W-B	2-0	2.04	3	3	0	0	0	17.2	15	6	4	1	0	4	17	0	0	.234
	NEW YORK-AL	9-6	3.10	23	20	3	2	0	139.1	135	49	48	9	14	44	116	3	0	.258
2014	NEW YORK-AL	2-2	8.27	4	4	0	0	0	20.2	32	19	19	6	2	6	12	1	0	.372
2015	Tampa+	0-0	1.93	1	1	0	0	0	4.2	3	2	1	0	0	0	3	0	0	.150
	Scranton/W-B+	1-1	4.91	2	2	0	0	0	11.0	12	6	6	1	1	3	7	0	0	.286
	NEW YORK-AL	6-11	5.07	17	17	0	0	0	94.0	99	54	53	13	7	33	63	5	0	.269
2016	NEW YORK-AL	7-6	4.90	21	15	0	0	1	97.1	107	54	53	19	6	25	75	7	0	.276
	PITTSBURGH	5-2	3.06	11	11	3	0	0	64.2	68	27	22	4	3	3	52	3	0	.273
2017	PITTSBURGH	11-14	4.14	31	31	2	1	0	187.0	203	96	86	29	7	36	131	8	0	.277
2018	PITTSBURGH	9-9	4.19	29	29	0	0	0	161.0	171	82	75	26	4	35	114	9	1	.268
2019	CHICAGO-AL	11-12	4.72	34	#34	2	0	0	187.0	225	107	98	30	9	47	114	7	0	.303
2020	DETROIT	1-1	8.53	4	4	0	0	0	19.0	22	18	18	4	0	9	9	2	0	.278
	Minors Totals	39-36	3.66	124	113	1	0	1	664.0	672	305	270	43	29	211	487	43	5	---
AL	Totals	65-52	4.55	169	156	5	2	1	935.0	1021	497	473	126	55	294	666	44	2	.279
NL	Totals	25-25	3.99	71	71	5	1	0	412.2	442	205	183	59	14	74	297	20	1	.273
ML	Totals	90-77	4.38	240	227	10	3	1	1347.2	1463	702	656	185	69	368	963	64	3	.277

Tied for league lead
+ Rehab assignment

NOVA'S DIVISION SERIES STATISTICS

YEAR	CLUB, OPP	W-L	ERA	G	GS	CG	SHO	SV	IP	H	R	ER	HR	HB	BB	SO	WP	BK	AVG
2011	NY, DET	1-1	4.32	2	1	0	0	0	8.1	7	4	4	2	0	4	8	0	0	.233

NOVA'S WORLD BASEBALL CLASSIC STATISTICS

YEAR	CLUB	W-L	ERA	G	GS	CG	SHO	SV	IP	H	R	ER	HR	HB	BB	SO	WP	BK	AVG
2017	Dominican Rep.	Did not pitch (was in designated pitcher pool)																	

NOVA'S MAJOR LEAGUE HITTING TOTALS

	AVG	AB	R	H	2B	3B	HR	RBI	SH	SF	HP	BB	SO	SB	CS	E
Career	.040	149	2	6	0	0	0	0	17	0	0	0	96	0	0	13

NOVA'S CAREER TRANSACTIONS


- Signed by New York Yankees as an amateur free agent, July 15, 2004
- Selected by San Diego Padres in Rule 5 draft, December 11, 2008
- Returned to New York Yankees, March 29, 2009
- On injured list with right shoulder inflammation, August 22-September 7, 2012
- On injured list with right triceps inflammation, April 27-May 23, 2013
- On injured list with a right elbow ulnar collateral ligament injury, April 20, 2014 through the remainder of the season
- On injured list recovering from Tommy John surgery, March 27-June 23, 2015; included rehab assignments to Tampa, June 8-10, and Scranton/Wilkes-Barre, June 11-23
- Traded to Pittsburgh Pirates for players to be named later (Tito Polo, of, and Stephen Tarpley, lhp), August 1, 2016
- Signed by Pittsburgh Pirates as a free agent, December 27, 2016
- On injured list with a right ring finger sprain, May 25-June 9, 2018
- Traded to Chicago White Sox for Yordi Rosario (rhp) and international bonus slot money, December 11, 2018
- Signed by Detroit Tigers as a free agent, January 14, 2020
- On injured list with right triceps tendinitis, August 15, 2020 through the remainder of the season
- Signed by Philadelphia as a minor league free agent, January 26, 2021

NOVA'S CAREER FIELDING

POSITION	PCT	G	PO	A	E	TC	DP
Pitcher	.947	240	90	142	13	245	11

NOVA'S GAME HIGHS

LOW-HIT CG: 3 – 3 times, last: 4/29/17 at MIA... **SHUTOUTS:** 3 – 3 times, last: 4/29/17 at MIA... **STRIKEOUTS:** 12 – 5/19/12 vs CIN... **WALKS:** 6 – 2 times, last: 8/25/13 at TB... **LONGEST OUTING:** 9.0 inn. – 8 times, last: 8/13/19 vs HOU... **WINNING STREAK:** 15 games – 6/10/11-4/20/12... **LOSING STREAK:** 5 games – 8/25/17-4/4/18... **SCORELESS STREAK:** 15.0 inn. – 9/14-25/11



LOGAN O'HOPPE

Catcher

B-T: R-R
HT: 6-2; **WT:** 213
OPENING DAY AGE: 21
BORN: February 9, 2000, West Islip, NY
RESIDES: Sayville, NY
HOW OBTAINED: Selected by Phillies in 23rd round of June 2018 draft

86

[@logan_ohoppe](#)
[@logan_ohoppe](#)

Non-Roster Invitee

2020

- Appeared in one exhibition game with the Phillies, 7/20 at NYY (0-1)
- Spent the remainder of the season at the club's alternate training site in Lehigh Valley

2019

- Spent the entire season with Williamsport (A)
- Named a New York-Penn League All-Star
- Selected as Phillies Minor League Hitter of the Month for July after slashing .343/.373/.743 with 16 XBH (9 2B, 2 3B, 5 HR) and 18 RBI in 19 games that month
- Chosen as Phillies Minor League Player of the Week, 7/15-21, and NYPL Player of the Week, 7/22-28
- In 34 games (all starts) at catcher, caught 13 runners in 42 SB attempts (31.0%)

- Participated in Florida Instructional League
- Following the season, played for Adelaide in the Australian Baseball League

2018

- Began his professional career with Gulf Coast League Phillies West (R)
- Posted an 11-game hitting streak (.487 AVG) from 7/5-28
- Caught nine of 27 (33.3%) runners attempting to steal
- Collected a season-high four hits, 7/14 vs GCL Tigers East
- Participated in FIL

PERSONAL

Logan O'Hoppe (pronounced oh-HOP-ee)... 2018 graduate of St. John the Baptist High School (NY)... **Signed by:** Alex Agostino

LOGAN O'HOPPE'S CAREER STATISTICS

YEAR	CLUB	AVG	G	AB	R	H	2B	3B	HR	RBI	SH	SF	HP	BB	SO	SB	CS	OBP	SLG	OPS	E
2018	GCL Phillies-W	.367	34	109	19	40	10	1	2	21	0	4	1	10	28	2	1	.411	.532	.943	2
2019	Williamsport	.216	45	162	20	35	12	2	5	26	0	3	0	12	49	3	0	.266	.407	.673	6
2020	Did not play																				
Minors Totals		.277	79	271	39	75	22	3	7	47	0	7	1	22	77	5	1	.326	.458	.783	8

O'HOPPE'S CAREER TRANSACTIONS

- Selected by Philadelphia in 23rd round of June 2018 draft



JHAILYN ORTIZ

Outfielder

89

@jhailynortiz

B-T: R-R

HT: 6-3; **WT:** 255

OPENING DAY AGE: 22

BORN: November 18, 1998, Jarabacoa, DR

RESIDES: Constanza, DR

HOW OBTAINED: Signed by Phillies as an amateur free agent, 7/9/15

Non-Roster Invitee

2021 PHILLIES

2020

- Participated in Florida Instructional League

2019

- Spent the entire season with Clearwater (A)
- Ranked 2nd in the Florida State League in HR (19) and 4th in RBI (65)
- His 14 OF assists ranked T-2nd in the FSL
- Named FSL Player of the Week and Phillies Minor League Player of the Week, 6/17-23
- Defensively, made starts in LF (8), CF (13) and RF (68)
- Following the season, was rated as having the best outfield arm and as being the best power hitter in the Phillies minor league system by *Baseball America*

2018

- Spent the entire season with Lakewood (A)
- Named Phillies Minor League Player of the Week and South Atlantic League Player of the Week, 6/4-10
- Was on the IL, 4/24-5/20 (left shoulder strain)
- Homered in Game 1 of the SAL Championship Series, 9/10 at Lexington
- Participated in FIL

2017

- Spent the entire season with Williamsport (A)
- Selected as a New York-Penn League All-Star
- Was 1st in the NYPL in SLG (did not originally qualify, but officially won SLG title with adjusted mark of .503), 3rd in XBH (24), T 3rd in HR (8), T-5th in doubles (15) and T-10th in RBI (30)

- Twice named Phillies Minor League Player of the Week: 7/3-9 and 7/24-30
- Selected as Phillies Minor League Hitter of the Month for July
- Hit .342 (27-79) with 8 2B, 3B, 5 HR, 19 RBI and a 1.094 OPS in 23 July games
- Homered in consecutive games, 7/28-29
- Batted .396 (19-48) against LHP
- Following the season, was named the No. 7 prospect in the Phillies minor league system by *Baseball America*
- Participated in FIL

2016

- Began professional career with Gulf Coast League Phillies (R)
- Ranked 3rd in the GCL in HR (8)
- Homered four times and drove in 13 runs in his first 11 pro games
- Was 14-for-40 (.350 AVG) with seven XBH against LHP
- Participated in FIL

2015

- Participated in FIL
- Ranked as the top international prospect for the year by MLB.com

PERSONAL

Jhailyn David Ortiz (pronounced HI-lin)... **Signed by:** Sal Agostinelli

JHAILYN ORTIZ'S CAREER STATISTICS

YEAR	CLUB	AVG	G	AB	R	H	2B	3B	HR	RBI	SH	SF	HP	BB	SO	SB	CS	OBP	SLG	OPS	E
2016	GCL Phillies	.231	47	173	29	40	9	1	8	27	0	0	7	17	53	8	2	.325	.434	.759	3
2017	Williamsport	.302	47	159	27	48	15	1	8	30	0	1	9	18	47	5	1	.401	*.560	.961	3
2018	Lakewood	.225	110	405	51	91	18	2	13	47	0	5	9	35	148	2	2	.297	.375	.673	11
2019	Clearwater	.200	115	430	57	86	15	3	19	65	0	4	8	36	149	2	3	.272	.381	.653	0
2020	Did not play																				
Minors Totals		.227	319	1167	164	265	57	7	48	169	0	10	33	106	397	17	8	.307	.411	.718	17

* League leader

ORTIZ'S CAREER TRANSACTIONS

- Signed by Philadelphia as an amateur free agent, July 9, 2015



DAVID PARKINSON

Left-Handed Pitcher

80

B-T: R-L

@dkparks10

HT: 6-2; **WT:** 210

OPENING DAY AGE: 25

BORN: December 14, 1995, Henrico, VA

RESIDES: Henrico, VA

HOW OBTAINED: Selected by Phillies in 12th round of June 2017 draft

Non-Roster Invitee

2020

- Did not pitch

2019

- Spent the season with Reading (AA)
- Was T-6th in the Eastern League in wins (10) and 7th in strikeouts (118)
- Posted a 3.31 ERA (27 ER, 73.1 IP) in his first 13 starts
- Held RHH to a .237 AVG (74-312)

2018

- Won the Paul Owens Award for best pitcher in the Phillies minor league system
- Combined to post a 1.45 ERA (20 ER, 124.1 IP), which was the lowest mark among all qualifying pitchers in Minor League Baseball
- Became the second Phillies minor leaguer in the last three seasons to have the lowest ERA across the minors (also: RHP Sixto Sánchez, 0.50 ERA in 2016)
- Selected as Phillies Minor League Pitching Prospect of the Year by MLB Pipeline
- Chosen as an Organization All-Star by MiLB.com
- Began the season with Lakewood (A) and was promoted to Clearwater (A) on 8/2 for the remainder of the season
- In 22 combined games (21 starts), went 11-1 with 141 SO, 1.01 WHIP (91 H, 35 BB), 10.21 SO/9.0 IP, and held opponents to a .202 AVG
- Named Phillies Minor League Pitcher of the Month for June

- Twice selected as Phillies Minor League Pitcher of the Week and South Atlantic League Pitcher of the Week: 5/21-27 & 6/11-17
- Finished the season with the 2nd-most strikeouts among all Phillies minor league pitchers and was T-2nd in wins
- From 5/14-6/25, logged a 34.0-inning streak in which he did not allow an ER
- Had only one start all season in which he allowed more than three ER
- Struck out a season-best 11 batters, 6/17 vs Hickory
- Tossed his first pro shutout (7.0 IP), 7/22 at Hagerstown (gm 2)

2017

- Began his professional career with Williamsport (A) and earned his first win on 8/13 vs Tri-City
- Struck out a season-high 10 over 5.0 scoreless innings (H, 3 BB), 8/20 at Batavia
- Named Phillies Minor League Pitcher of the Week, 8/14-20
- Averaged 11.57 SO/9.0 IP (42 SO, 32.2 IP)
- Posted a 1.98 ERA (3 ER, 13.2 IP) with 21 strikeouts in his three starts
- Held RHH to a .181 AVG (13-72)
- Participated in Florida Instructional League

PERSONAL

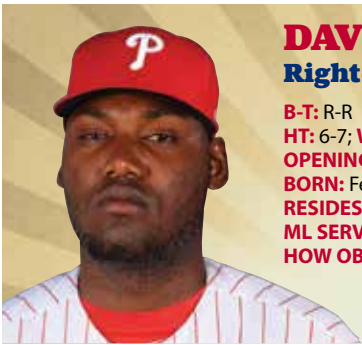
David Kennedy Parkinson... 2014 graduate of Mills E. Godwin High School (VA)... Attended University of Mississippi and Florence-Darlington Technical College (SC)... **Signed by:** Mike Stauffer

DAVID PARKINSON'S CAREER STATISTICS

YEAR	CLUB	W-L	ERA	G	GS	CG	SHO	SV	IP	H	R	ER	HR	HB	BB	SO	WP	BK	AVG
2017	Williamsport	1-3	2.48	11	3	0	0	0	32.2	30	12	9	2	2	9	42	3	0	.242
2018	Lakewood	8-1	1.51	17	17	1	1	0	95.1	74	27	16	4	2	26	115	7	1	.210
	Clearwater	3-0	1.24	5	4	0	0	0	29.0	17	4	4	1	1	9	26	1	0	.175
2019	Reading	10-9	4.08	22	22	0	0	0	119.0	107	56	54	10	3	39	118	7	0	.247
2020	Did not pitch																		
Minors Totals		22-13	2.71	55	46	1	1	0	276.0	228	99	83	17	8	83	301	18	1	.226

PARKINSON'S CAREER TRANSACTIONS

- Selected by Philadelphia in 12th round of June 2017 draft



DAVID PAULINO

Right-Handed Pitcher

53

B-T: R-R

HT: 6-7; **WT:** 242

OPENING DAY AGE: 27

BORN: February 6, 1994, Baní, DR

RESIDES: Nizao, DR

ML SERVICE: 144 days

HOW OBTAINED: Signed by Phillies as a minor league free agent, 1/8/21

@davidpaulino449

Non-Roster Invitee

2020

- Pitched for Escogido in the Dominican Winter League, going 3-1 with a 3.32 ERA (7 ER, 19.0 IP) and 28 strikeouts in nine games (1 start)

2019

- Appeared in seven games (all starts) with Buffalo (AAA) in TOR's organization
- Was on the IL twice: 5/5-6/10 (right elbow impingement) and 6/20-8/10 (right shoulder impingement syndrome)
- Was released in August
- Following the season, pitched in two games for Licey in the DWL

2018

- Was on the IL twice with a right shoulder strain: 4/5-29 and 5/25-9/4
- Following his first IL stint, began his season with Fresno (AAA)
- On 7/30, was traded with Ken Giles and Hector Perez to TOR for Roberto Osuna
- Six of his seven relief appearances (all in September) with TOR were scoreless

2017

- Entered the season ranked as the No. 51 prospect in baseball by *Baseball America*
- Was on the IL, 3/30-5/11 (right elbow inflammation); included a rehab assignment to Fresno
- Earned his first ML win, 6/17 vs BOS
- Served an 80-game suspension, 7/1-9/30, for violating the MLB Joint Drug Prevention and Treatment Program
- Placed on the 60-day IL with bone spurs in his right elbow on 10/1

2016

- Began the season at Corpus Christi (AA) and was promoted to Fresno, 8/19
- Was on the suspended list, 6/22-24
- Was on the IL, 6/28-8/13 (right elbow impingement)
- Recalled by HOU on 9/6
- Started in his ML debut, 9/8 at CLE, allowing four runs over 3.0 innings
- At 22 years, 215 days old, was the 3rd-youngest AL pitcher to make a start behind MIN's Jose Berrios (21 years, 336 days) and NYY's Luis Severino (22 years, 48 days)

- In 20 minor league outings (15 starts), went 5-4 with a 2.00 ERA (20 ER, 90.0 IP), 19 walks and 106 strikeouts; included three games with the Gulf Coast League Astros (R) on a minor league rehab assignment
- Was a Texas League midseason All-Star
- Following the season, was selected as a Rising Star after pitching for Glendale in the Arizona Fall League
- Was rated by *Baseball America* as HOU's No. 7 prospect and the No. 91 prospect in baseball prior to the season

2015

- Combined to post a 2.81 ERA (21 ER, 67.1 IP) in 13 games (12 starts) between Tri-City (A), Quad Cities (A) and Lancaster (A)
- With Quad Cities, was named the Midwest League Pitcher of the Week for the week of 7/13
- Was on the IL, 8/7-15 (right shoulder tendinitis)
- At Lancaster, made his first postseason appearance, 9/10 at High Desert in Game 2 of the California League South Division Mini-Series

2014

- Did not pitch while recovering from Tommy John surgery

2013

- Made four appearances with the Gulf Coast League Tigers (R) before suffering a season-ending right elbow ulnar collateral ligament injury and was placed on the IL, 7/16
- Was traded to HOU on 9/13 as the player to be named later in the José Veras trade

2012

- Began the season on the IL (right elbow stress reaction) and was activated on 8/17
- Made three appearances with the GCL Tigers

2011

- Made his professional debut with the Dominican Summer League Tigers (R) and did not allow an earned run over 15.0 innings

PERSONAL

David Confesor Paulino... **Signed by:** Carlos Santana, Ramon Perez and Miguel Garcia

DAVID PAULINO'S CAREER STATISTICS

YEAR	CLUB	W-L	ERA	G	GS	CG	SHO	SV	IP	H	R	ER	HR	HB	BB	SO	WP	BK	AVG
2011	DSL Tigers	0-1	0.00	8	7	0	0	0	15.0	8	4	0	0	4	7	14	0	0	.160
2012	GCL Tigers	1-0	2.25	3	1	0	0	0	4.0	1	1	1	0	1	3	5	0	0	.083
2013	GCL Tigers	2-1	2.70	4	4	0	0	0	20.0	16	6	6	1	0	2	22	0	0	.229
2014	Injured – Did not pitch																		
2015	Tri-City	1-0	0.00	2	2	0	0	0	9.1	4	0	0	0	0	2	10	1	1	.125
	Quad Cities	3-2	1.57	5	5	0	0	0	28.2	21	6	5	0	1	7	32	1	2	.202
	Lancaster	1-1	4.91	6	5	0	0	1	29.1	24	17	16	1	2	10	30	2	0	.220
2016	Corpus Christi	5-2	1.83	14	9	0	0	1	64.0	47	16	13	3	3	11	72	2	0	.204
	GCL Astros	0-0	0.75	3	3	0	0	0	12.0	9	3	1	0	0	2	14	0	0	.196
	Fresno	0-2	3.86	3	3	0	0	0	14.0	16	9	6	1	0	6	20	2	0	.267
	HOUSTON	0-1	5.14	3	1	0	0	0	7.0	6	4	4	0	1	3	2	2	0	.240
2017	Fresno	0-1	4.50	3	3	0	0	0	14.0	11	8	7	3	0	9	13	0	0	.208
	HOUSTON	2-0	6.52	6	6	0	0	0	29.0	36	21	21	8	0	7	34	5	0	.300
2018	Fresno+	0-0	5.50	4	4	0	0	0	18.0	16	12	11	3	0	5	23	4	0	.232
	GCL Astros	0-0	3.00	3	3	0	0	0	9.0	7	5	3	0	1	1	10	0	0	.226
	TORONTO	1-0	1.35	7	0	0	0	0	6.2	6	2	1	1	0	2	6	0	0	.240
2019	Buffalo	1-1	3.45	7	7	0	0	0	28.2	30	14	11	2	2	11	27	0	0	.275
2020	Did not pitch																		
Minors Totals		14-11	2.71	65	56	0	0	2	266.0	210	101	80	14	14	76	292	12	3	.215
ML	Totals	3-1	5.48	16	7	0	0	0	42.2	48	27	26	9	1	12	42	7	0	.282

+ Rehab assignment

PAULINO'S CAREER TRANSACTIONS

- Signed by Detroit Tigers as an amateur free agent, September 28, 2010
- Traded to Houston Astros as the player to be named later with Danry Vasquez (of) for Jose Veras (rhp), July 29, 2013; trade was completed, September 13, 2013
- On injured list with right elbow inflammation, March 30-May 11, 2017; included a rehab assignment to Fresno, May 10-11
- On injured list with bone spurs in right elbow, October 1, 2017 through the remainder of the season
- Traded to Toronto Blue Jays with Ken Giles (rhp) and Hector Perez (rhp) for Roberto Osuna (rhp), July 30, 2018
- Signed by Philadelphia as a minor league free agent, January 8, 2021

PAULINO'S CAREER FIELDING

POSITION	PCT	G	PO	A	E	TC	DP
Pitcher	.833	16	2	3	1	6	1

PAULINO'S GAME HIGHS

LOW-HIT CG: N/A... **SHUTOUTS:** N/A... **STRIKEOUTS:** 8 – 2 times, last: 6/28/17 vs OAK... **WALKS:** 2 – 3 times, last: 6/22/17 at OAK... **LONGEST OUTING:** 6.0 inn. – 6/17/17 vs BOS... **WINNING STREAK:** 3 games – 6/17/17-9/20/18... **LOSING STREAK:** N/A... **SCORELESS STREAK:** 6.0 inn. – 9/18/16-5/31/17



ROMAN QUINN

Outfielder

24

@rome_quinn

B-T: S-R

HT: 5-10; **WT:** 175

OPENING DAY AGE: 27

BORN: May 14, 1993, Port St. Joe, FL

RESIDES: Port St. Joe, FL

ML SERVICE: 2 years, 88 days

HOW OBTAINED: Selected by Phillies in 2nd round of June 2011 draft

2020

- Among all NL players, ranked 1st in SB % (100.0), T-2nd in SB (12), T-3rd in bunt hits (3) and T-8th in infield hits (8)
- Per Statcast data, had the 2nd-fastest sprint speed in MLB at 30.5 feet per second (best: ARI's Tim Lincecum, 30.7)
- Made his first career Opening Day roster
- Stole multiple bases on 8/25 at WSH and 9/4 at NYM
- Collected three hits in a game twice: 8/10 vs ATL and 8/30 vs ATL
- Was on the IL, 9/6-13 (concussion)
- Was ejected by home plate umpire Junior Valentine in the third inning on 9/21 at WSH
- Made 30 starts: 28 in CF and two in RF

2019

- Among all NL players, ranked T-5th in bunt hits (6)
- Stole home on 6/21 vs MIA
- Made his second career pitching appearance, 7/15 vs LAD
- Became the first player of the modern era (since 1900) to hit a HR, collect two SB and pitch in the same game, 8/2 vs CWS
- On 8/2 vs CWS, became the first NL player in the modern era to hit a HR and steal multiple bases in the same game while batting in the No. 9 spot
- Also on 8/2, he became the first ML player with at least three hits, two SB and an appearance on the mound in the same game since George Sisler for the St. Louis Browns on 11/3/1920 against CWS (3 H, 3 SB, 1.0 IP)
- Became the first Phillies position player in the expansion era (since 1961) with at least three career pitching appearances for the team
- His HR on 8/2 vs CWS was his first career HR as a left-handed hitter (came in his 185th career plate appearance from the left side)
- Had three IL stints: 3/28-4/17 (retro to 3/25; right oblique strain), 4/25-6/16 (right groin strain) and 8/17-end of season (right groin strain); included rehab assignments to Clearwater (A), Lehigh Valley (AAA) and Reading (AA)
- Batted .333 (18-54), 2 2B, 3B, 4 HR, 9 RBI, 7 BB, 4 SB and a 1.049 OPS in his last 20 games (7/18-8/16)
- Made 23 starts for the Phillies, all in CF
- Was 2-for-8 (.250 AVG), 2B, 2 BB as a pinch-hitter

2018

- Among all NL rookies, ranked T-3rd in SB (10) & triples (4)
- Began the season with Lehigh Valley
- Was on the 7-day IL, 5/13-7/18, with a right middle finger sprain
- Appeared in games for Clearwater and Reading before being recalled on 7/27
- Made his first ML start of the season on 7/30 at BOS (RF; 1-5); it was his first start in the majors since 9/27/16 at ATL
- Reached base safely in 13 straight starts, 8/16-9/14, posting a 1.095 OPS in that span

- Made his first professional pitching appearance on 8/16 vs NYM (gm 1)
- Slugged his first ML HR, 8/21 at WSH (Matt Grace)
- Matched his career high with three hits, 8/29 vs WSH
- On 9/14 vs MIA, hit his first career HR at Citizens Bank Park and had a career-high three RBI
- Reached base safely in 25 of his 31 starts; had seven starts with multiple hits
- Made 31 ML starts: 26 in CF, four in RF and one in LF

2017

- Spent the season with Lehigh Valley
- Went 4-for-6, 3B, HR, 2 RBI, 4 R, 5/17 at Rochester; set his single-game professional high with nine total bases and tied it in hits and runs
- Injured his left arm on a slide into 3rd base in the first inning, 5/28 vs Louisville; did not play in a game for the remainder of the season
- Placed on the 7-day IL on 6/9 (left elbow sprain)
- Batted .307 (23-75) in his final 18 games of the season
- Made 37 starts in CF, four in LF, two in RF and one as DH
- Played in 6 games for Este in the Dominican Winter League

2016

- Began the season with Reading
- Finished 6th in the Eastern League in SB (31), despite playing in only 71 games
- Was placed on the 7-day IL on 6/16 (retroactive to 6/15) with a strained left oblique
- Was activated from the IL on 8/4 after playing in six rehab games with the Gulf Coast League Phillies (R)
- Was back on the 7-day IL, 8/28-9/4, after being hit in the head with a pickoff throw
- Hit .294 (5-17), 2 RBI, BB, 3 SB, 5 R in four EL playoff games, 9/7-10
- Was recalled on 9/11 and made his ML debut that night in a start in CF at WSH (0-3)
- Collected his first ML hit (2B), RBI, double and multi-hit game, 9/12 vs PIT, becoming the only Phillies rookie OF ever to have at least two 2B, two RBI and a SB in a game
- Left the game, 9/27 at ATL, with a strained left oblique and did not play for the remainder of the season
- Made 14 ML starts: eight in LF and three each in CF and RF
- Prior to the season, was named the No. 9 prospect in the Phillies system by *Baseball America*

2015

- Spent the season with Reading
- Selected as an Eastern League midseason All-Star
- Finished 3rd in the EL in SB (29) and T-4th in triples (6)
- Was placed on the 7-day IL on 6/13 (strained left quadriceps); did not play for the remainder of the season
- Following the season, played for Licey in the DWL

2014

- Spent the entire season with Clearwater
- Began the season as a SS but was converted to CF in mid-June
- Named Phillies Minor League Player of the Week, 7/28-8/3
- Led the Phillies minor league system in SB (32) and ranked 3rd in the Florida State League
- Had a SB in six consecutive games, 7/22-27
- Following the season, was named the No. 7 prospect in the Phillies minor league system by *Baseball America*
- Played for Scottsdale in the Arizona Fall League
- Named to AFL's Top Prospects Team after leading the league in SB (14) and finishing 2nd in runs (19)

2013

- Played for Lakewood (A)
- Tied a professional high with three SB, 4/13 at Greensboro
- Phillies Minor League Player of the Week, 5/20-26
- Was on the 7-day IL from 6/26 through the remainder of the season with a hairline fracture in his right wrist
- Ruptured his right Achilles tendon in offseason workouts
- Named the No. 5 prospect in the Phillies minor league system following the season by *Baseball America*

2012

- Began his pro career with Williamsport (A)
- Led the New York-Penn League in runs (56), triples (11) & SB (30), ranked 8th in AB (267), T-8th in total bases (109) and T-9th in hits (75)
- Hit a triple in three consecutive games, 7/16-18
- Batted .347 vs LHP
- Following the season, was named the No. 2 prospect in the Phillies minor league system by *Baseball America*
- Participated in Florida Instructional League

PERSONAL

Roman Tredarian Quinn... Married Jenifer McLemore (1/27/18); has one daughter, Londyn Gabriella (7/8/14), and two sons, Khailan Grey (2/7/19) and Oaklan Gabriel (10/19/20)... 2011 graduate of Port St. Joe High School (FL), where he played baseball, football and basketball... Selected as a 2011 Rawlings Second-Team Preseason All-American... **Hobbies:** Reading, playing video games and spending time with his family... **Signed by:** Aaron Jersild

ROMAN QUINN'S CAREER STATISTICS

YEAR	CLUB	AVG	G	AB	R	H	2B	3B	HR	RBI	SH	SF	HP	BB	SO	SB	CS	OBP	SLG	OPS	E
2012	Williamsport	.281	66	267	*56	75	9	*11	1	23	1	2	11	28	61	*30	6	.370	.408	.778	27
2013	Lakewood	.238	67	260	37	62	7	3	5	21	4	1	6	27	64	32	9	.323	.346	.669	31
2014	Clearwater	.257	88	327	51	84	10	3	7	36	6	4	9	36	80	32	12	.343	.370	.713	9
2015	Reading	.306	58	232	44	71	6	6	4	15	7	0	0	18	42	29	10	.356	.435	.791	5
2016	Reading	.287	71	286	58	82	14	6	6	25	1	1	4	30	68	31	8	.361	.441	.802	5
	GCL Phillies	.500	6	22	6	11	2	0	0	0	1	0	0	1	3	5	1	.522	.591	1.113	0
	PHILLIES	.263	15	57	10	15	4	0	0	6	2	0	2	8	19	5	1	.373	.333	.706	1
2017	Lehigh Valley	.274	45	175	24	48	8	3	2	13	2	1	1	18	49	10	4	.344	.389	.732	4
2018	Lehigh Valley	.296	25	98	14	29	2	3	2	11	1	0	0	8	19	13	1	.349	.439	.788	3
	Clearwater	.400	2	5	2	2	0	0	0	0	0	0	0	1	1	1	1	.500	.400	.900	0
	Reading	.333	1	3	2	1	1	0	0	0	0	0	1	1	1	0	0	.500	.667	1.167	0
	PHILLIES	.260	50	131	13	34	6	4	2	12	1	0	1	10	35	10	4	.317	.412	.729	2
2019	Clearwater+	.500	6	20	6	10	3	0	1	1	2	0	0	3	6	2	0	.565	.800	1.365	0
	Lehigh Valley+	.333	4	18	6	6	0	1	0	2	2	0	0	2	8	1	1	.400	.444	.844	0
	PHILLIES	.213	44	108	18	23	3	1	4	11	1	0	1	12	34	8	0	.298	.370	.668	1
	Reading+	.125	2	8	0	1	0	0	0	1	0	0	1	0	2	0	0	.222	.125	.347	0
2020	PHILLIES	.213	41	108	14	23	3	1	2	7	1	0	2	5	39	12	0	.261	.315	.576	1
	Minors Totals	.280	441	1721	306	482	62	36	28	148	27	9	32	173	404	186	53	.355	.407	.762	84
	ML Totals	.235	150	404	55	95	16	6	8	36	5	0	6	35	127	35	5	.306	.364	.669	5

* League leader

+ Rehab assignment

QUINN'S CAREER TRANSACTIONS

- Selected by Philadelphia in 2nd round of June 2011 draft
- On injured list with a right oblique strain, March 25-April 17, 2019; included rehab assignments to Clearwater, April 4-9, and Lehigh Valley, April 10-17
- On injured list with a right groin strain, April 25-June 16, 2019; included rehab assignments to Clearwater, June 10-13, and Reading, June 14-16
- On injured list with a right groin strain, August 17, 2019 through the remainder of the season
- On injured list with a concussion, September 6-13, 2020

QUINN'S CAREER FIELDING

POSITION	PCT	G	PO	A	E	TC	DP
Outfield	.979	125	228	10	5	243	4
Pitcher	---	3	0	0	0	0	0
Shortstop	---	1	0	0	0	0	0

QUINN'S GAME HIGHS

HITS: 3 – 6 times, last: 8/30/20 vs ATL... **RUNS:** 2 – 12 times, last: 8/30/20 vs ATL... **DOUBLES:** 2 – 9/12/16 vs PIT... **TRIPLES:** 1... **HOME RUNS:** 1... **RBI:** 3 – 9/14/18 vs MIA... **WALKS:** 2 – 3 times, last: 8/11/19 at SF... **STOLEN BASES:** 2 – 4 times, last: 9/4/20 at NYM... **HITTING STREAK:** 8 games – 8/19-31/18



J.T. REALMUTO

Catcher

10

B-T: R-R

HT: 6-1; **WT:** 212

OPENING DAY AGE: 30

BORN: March 18, 1991, Del City, OK

RESIDES: Choctaw, OK

ML SERVICE: 6 years, 38 days

HOW OBTAINED: Acquired from Miami Marlins for Jorge Alfaro, Sixto Sánchez, Will Stewart and international bonus pool money, 2/7/19

CONTRACT STATUS: Signed a five-year contract on 1/28/21, taking him through 2025

@JTRealmuto

@jt_realmuto

2020

- Selected to All-MLB Second Team
- Ranked T-8th in the NL in HBP (6) & infield hits (8)
- Among ML catchers, ranked T-1st in HR (11) and T-2nd in RBI (32) & XBH (17)
- Was T-5th in MLB in HR with two strikes (7)
- Made his fourth career Opening Day roster
- Homered in three consecutive games, 8/5 (gm 1)-8/8, matching the longest HR streak of his career
- In the modern era (since 1900), became just the second Phillie whose primary position was catcher to homer five times in his first 10 games of a season (other: Darren Daulton in 1994)
- On 8/13 vs BAL, slugged two HR, his sixth career multi-HR game
- His seven HR in the club's first 14 games were the 2nd-most by a Phillie over the team's first 14 games behind Mike Schmidt's 11 in 1976
- Homered eight times in the club's first 15 games; in ML history, the only other player whose primary position was catcher to homer eight times in a team's first 15 games of a season was Hall of Famer Gabby Hartnett (8) of the Chicago Cubs in 1925
- Became the first Phillies catcher to hit nine HR over the team's first 25 games of a season and the first Phillie since Chase Utley (10) in 2008
- Hit 10 HR in his first 35 games; in the modern era, that was tied for the fewest games to 10 HR by a Phillie whose primary position was catcher, matching Stan Lopata in 1956 (10 HR in 35 games)
- Collected eight HR and 22 RBI in August, both career bests for him in a calendar month
- Became the fourth Phillie in the modern era to be hit by a pitch in three straight games (8/29-31), joining Chase Utley (4 G, 5/9-13/14), Carlos Ruiz (3 G, 7/5-8/11) and Aaron Rowand (3 G, 4/28-30/07)
- On 9/2 vs WSH, logged his fourth career game with multiple stolen bases
- Missed 11 games from 9/13-21 (Phillies went 4-7)
- Slashed .386/.500/.591 in 54 plate appearances against LHP
- Made starts at catcher (35), 1st base (2) and as the DH (8)
- Was 4-for-19 (21.1%) in throwing out attempted base stealers

2019

- Won his first career Rawlings Gold Glove Award and his second consecutive Silver Slugger Award for catchers
- Became the first Phillies catcher to win both awards in the same season and the first Phillie to do so since Jimmy Rollins in 2007
- Named the catcher for the inaugural All-MLB First Team

REALMUTO PHAST PHACTS

- 2-time NL All-Star (2018-19)
- 2-time NL Silver Slugger Award winner (2018-19)
- 2019 NL Gold Glove Award winner
- Part of 2018 MLB Japan All-Star Series
- Named catcher for inaugural All-MLB First Team (2019)
- Named catcher for All-MLB Second Team (2020)
- Among all NL players, finished T-1st in grand slams (2), T-5th in SF (8) and 7th in fWAR (5.7)
- Became only the third catcher in MLB history with 90 runs, 35 doubles and 25 home runs in a season, joining Hall of Famer Johnny Bench (1970 and 1974) and Jorge Posada (2000)
- Set career highs in games (145), at-bats (538), doubles (36), HR (25), RBI (83), runs (92), XBH (64), TB (265), walks (41), go-ahead RBI (18), game-winning RBI (8) and SF (8); led all ML catchers in a number of offensive categories
- Played in his second career and second consecutive All-Star Game on 7/9 at Progressive Field
- Collected the most doubles (36) ever in a season by a Phillies catcher (previous: Darren Daulton, 35 in 1993)
- Was one of five Phillies catchers all-time to hit at least 25 HR in a season, joining Stan Lopata (32 in 1956), Mike Lieberthal (31 in 1999), Benito Santiago (30 in 1996) and Daulton (27 in 1992)
- His 64 XBH were T-3rd all-time among Phillies catchers in a season
- Had the 4th-most runs scored (92) in a season by a Phillies catcher
- Made the most starts by a Phillies catcher since 1999 (Mike Lieberthal, 138)
- Hit 15 HR in 60 games following the All-Star break after hitting 10 HR in 85 games prior to the break
- Only two Phillies catchers ever hit more HR after the All-Star break in a season: Stan Lopata (18 in 1956) and Benito Santiago (17 in 1996)
- Was 37-for-86 (43.0%) in throwing out attempted base stealers
- Led all ML catchers with 37 attempted base stealers thrown out; no Phillies catcher had thrown out more in a season since 1993 (Daulton, 40)
- Had the most putouts (1,098) ever by a Phillies catcher in a season
- His 37 attempted base stealers thrown out was a new career high (previous: 22 in 2016)
- Selected by the MLBPA as the club's Heart & Hustle Award winner
- Made his third career Opening Day roster

- Hit his first career HR as a Phillie on 3/30 vs ATL (Wes Parsons)
- On 4/5 vs MIN, appeared in his 500th career game as a catcher
- Tied his career high with three XBH on 4/16 vs NYM; became the first Phillies catcher to have three XBH and five RBI in a game since Carlos Ruiz on 5/2/12 at ATL
- Collected two hits and four RBI in the first inning on 4/16 vs NYM; was the first Phillie to do that in an inning since 9/2/10 at COL (Chase Utley, 2 H and 5 RBI in 7th inn.)
- His 16-pitch PA in the first inning on 4/25 vs MIA was the longest by a Phillie since Mickey Morandini had a 16-pitch PA on 9/26/92 (gm 1) vs STL off Joe Magrane
- His double, 5/10 at KC, was the 200th XBH of his career
- Slugged his first career pinch-hit HR on 5/19 vs COL (Bryan Shaw)
- Had a season-best 10-game hitting streak from 6/29-7/14
- Was on the paternity leave list, 7/12, for the birth of his second daughter
- On 8/14 vs CHI (Alec Mills), slugged his fourth career grand slam (second of the year; other: 7/28 vs ATL); became the first Phillie with 2 grand slams as a catcher in a season since 1996 (Santiago, 2)
- From 8/13-17, collected four 2B, four HR and nine RBI in five games
- Caught a career-high three runners attempting to steal on 8/26 vs PIT; his three attempted base stealers thrown out in that game marked the first time a Phillies catcher did so in a game since 9/15/07 at NYM (Chris Coste, 3)
- On 8/28 vs PIT, became the first Phillies catcher to collect a triple and a HR in the same game since Lieberthal did so on 5/22/99 at NYM; tripled and homered as a catcher in the same game again on 9/5 at CIN
- Homered in three consecutive games, 9/4-6, for the first time in his career
- Made 133 starts: 130 at catcher, two at 1st base and one as the DH

2018

- Ranked 1st in at-bats (477), runs (74), hits (132), doubles (30), AVG (.277), SLG (.484) & XBH (54), T-1st in RBI (74), ranked 2nd in HR (21) & OBP (.340) and T-3rd in triples (3) among all NL players whose primary position was catcher
- Named to his first career NL All-Star team (0-0, R, 2 BB)
- Won the Silver Slugger Award for NL catchers
- Set a career high in OPS (.825)
- Slashed .298/.360/.515 in 413 plate appearances vs RHP
- Began the season on the IL while recovering from a low back contusion sustained during spring training
- Had a rehab assignment to Jupiter (A), 4/14-16, before being activated on 4/17
- Posted an .894 OPS over his first 80 games (4/17-7/31)
- Had two separate career-high 12-game hitting streaks: 4/20-5/4 (.340 AVG) and 6/18-7/5 (.340 AVG)
- Collected a career-high five hits, 7/8 at WSH
- Batted .296 (29-98) with RISP
- Started 111 games at catcher and eight at 1st base
- Following the season, was part of the MLB Japan All-Star Series (.176, 2B, 2 HR, 4 RBI in 4 games)

2017

- Recipient of the "Mr. Marlin" Award as voted by the South Florida chapter of the BBWAA
- Among all ML catchers, ranked 1st in runs (68), T-1st in triples (5), 2nd in hits (148) and 3rd in games
- Ranked 3rd in catcher pickoffs (5) and 5th in catcher caught stealing (21) in MLB
- Hit his second career inside-the-park HR, 8/24 at PHI (Jesen Therrien)
- Slugged his first career walk-off HR, 9/19 vs NYM (Paul Sewald)

2016

- Led the NL (2nd in MLB) in road AVG (.352); was 3rd-highest mark in MIA history
- His .303 AVG ranked 12th in the NL
- Batted .301 as a catcher, which ranked 4th in MLB behind Wilson Ramos (.309), Yadier Molina (.308) and Jonathan Lucroy (.306); set new MIA record, surpassing .300 mark by Ivan Rodriguez in 2003
- Made 124 starts at catcher
- Threw out 22 of 73 attempted base stealers (30.1%)
- Had three 4-hit games: 4/24 at SF, 6/18 vs COL and 7/4 at NYM
- On 5/3 vs ARI, was the first catcher in MIA history to start in the leadoff spot
- Hit leadoff 23 times overall, batting .330 (32-97), 7 2B, HR, .365 OBP



- Had a hit in seven straight at-bats, 7/3-4
- Reached base safely in 17 straight games, 7/25-8/17 (.380 OBP)

2015

- Named MIA Rookie of the Year by the South Florida chapter of the BBWAA
- Selected to Topps MLB All-Star Rookie Team
- Recalled from New Orleans (AAA) on 4/13
- Led all ML catchers in triples (7) and SB (8), and ranked 6th in hits (114)
- Was 9th among ML rookies (6th in NL) in hits
- His seven triples as a catcher were the most by a backstop since KC's Darrell Porter had eight in 1979
- Had his first career multi-HR game on 9/8 vs MIL, with his second HR being an inside-the-park HR; was the first catcher with an inside-the-park HR as part of a multi-HR game since Gary Carter did so on 5/31/80 vs STL
- Set MIA record with 5 RBI in an inning (6th) on 8/12 vs BOS, and tied MIA record for most RBI in a game by a catcher (6; also: Charles Johnson – 6/23/95 at CIN)
- Made 116 starts at catcher
- Threw out 15 of 58 attempted base stealers (25.9%)

2014

- Named MIA's Minor League Player of the Year
- Shuttled between Jacksonville (AA) and MIA all season
- Ranked 8th in the Southern League in AVG (.299)
- Led the team in SB (18) and ranked 2nd in hits (112), doubles (25) and total bases
- Hit .346 in the SL playoffs as he helped lead the team to the league championship
- Made his ML debut in a start at catcher on 6/5 at TB (2-4, 3 RBI)
- Collected his first career double and triple in the same game, 9/26 at WSH (3-5, 2B, 3B, 4 RBI)

2013

- Played for Jacksonville
- Selected as a SL midseason All-Star
- Slugged a grand slam, 7/14 vs Mobile
- Collected a season-best four RBI twice: 7/14 vs Mobile and 8/18 at Chattanooga

MOST fWAR AMONG NL POSITION PLAYERS (2017-20)		
1.	Christian Yelich	20.7
2.	Nolan Arenado	18.3
4.	Freddie Freeman	17.0
4.	J.T. REALMUTO	16.7
5.	Cody Bellinger	16.7

2012

- Spent the season with Jupiter
- Selected as a Florida State League midseason All-Star
- Following the season, played for Phoenix in the Arizona Fall League and posted a .349 OBP over 14 games

2011

- Spent his second pro season with Greensboro (A)
- Slashed .299/.351/.519 with 12 HR and 36 RBI in 56 games following the All-Star break
- Went 4-for-5, 2 HR, 6 RBI on 8/23 vs West Virginia

2010

- Began his pro career with the Gulf Coast League Marlins (R)

PERSONAL

Jacob Tyler Realmuto (pronounced reel-MOO-toh)... Married Alexis Taylor (11/4/17); has two daughters, Gracie (7/10/18) and Willa Mae (7/11/19)... 2010 graduate of Carl Albert High School (OK), where he played baseball, basketball and football and won two state championships in both baseball and football... **Hobbies:** Racquetball, hunting, fishing and ping-pong... **Signed by:** Steve Taylor

J.T. REALMUTO'S CAREER STATISTICS

YEAR	CLUB	AVG	G	AB	R	H	2B	3B	HR	RBI	SH	SF	HP	BB	SO	SB	CS	OBP	SLG	OPS	E
2010	GCL Marlins	.175	12	40	2	7	0	0	0	4	0	0	0	7	11	0	1	.298	.175	.473	0
2011	Greensboro	.287	96	348	46	100	16	3	12	49	1	0	6	26	78	13	6	.347	.454	.801	14
2012	Jupiter	.256	123	446	63	114	16	0	8	46	3	6	7	37	64	13	5	.319	.345	.664	15
2013	Jacksonville	.239	106	368	41	88	21	3	5	39	0	7	5	36	68	9	1	.310	.353	.663	8
2014	Jacksonville	.299	97	375	66	112	25	6	8	62	0	4	3	41	59	18	5	.369	.461	.830	7
	MIAMI	.241	11	29	4	7	1	1	0	9	0	0	1	8	0	0	0	.267	.345	.612	1
2015	New Orleans	.385	3	13	3	5	0	0	0	0	0	0	0	1	1	0	0	.385	.385	.770	0
	MIAMI	.259	126	441	49	114	21	7	10	47	1	4	2	19	70	8	4	.290	.406	.696	6
2016	MIAMI	.303	137	509	60	154	31	0	11	48	0	3	5	28	100	12	4	.343	.428	.771	10
2017	MIAMI	.278	141	532	68	148	31	5	17	65	0	3	8	36	106	8	2	.332	.451	.783	6
2018	Jupiter+	1.000	1	3	3	3	1	0	1	1	0	0	0	1	0	0	0	1.000	2.333	3.333	0
	MIAMI	.277	125	477	74	132	30	3	21	74	0	4	10	38	104	3	2	.340	.484	.825	7
2019	PHILLIES	.275	145	538	92	148	36	3	25	83	0	8	5	41	123	9	1	.328	.493	.820	9
2020	PHILLIES	.266	47	173	33	46	6	0	11	32	0	0	6	16	48	4	1	.349	.491	.840	2
Minors Totals		.269	438	1593	224	429	79	12	34	201	4	17	21	148	281	54	18	.336	.398	.734	44
ML	Totals	.278	732	2699	380	749	156	19	95	358	1	22	36	179	559	44	14	.328	.455	.783	41

+ Rehab assignment

REALMUTO'S ALL-STAR GAME STATISTICS

YEAR	CLUB, SITE	AVG	G	AB	R	H	2B	3B	HR	RBI	SH	SF	HP	BB	SO	SB	CS	OBP	SLG	OPS	E
2018	NL, WSH	---	1	0	1	0	0	0	0	0	0	0	0	2	0	0	0	1.000	---	---	0
2019	NL, CLE	.000	1	2	0	0	0	0	0	0	0	0	0	0	1	0	0	.000	.000	.000	0
ASG	Totals	.000	2	2	1	0	0	0	0	0	0	0	0	2	1	0	0	.500	.000	.500	0

REALMUTO'S CAREER TRANSACTIONS

- Selected by Florida Marlins in 3rd round of June 2010 draft
- On injured list with a low back contusion, March 26-April 16, 2018; included rehab assignment to Jupiter, April 14-16
- Traded to Philadelphia for Jorge Alfaro (c), Sixto Sánchez (rhp), Will Stewart (lhp) and international bonus pool money, February 7, 2019

REALMUTO'S CAREER FIELDING

POSITION	PCT	G	PO	A	E	TC	DP	PB
Catcher	.993	663	5105	337	41	5483	50	45
First base	1.000	32	189	11	0	200	17	

REALMUTO'S GAME HIGHS

HITS: 5 – 7/8/18 at WSH... **RUNS:** 3 – 11 times, last: 9/7/20 at NYM... **DOUBLES:** 2 – 14 times, last: 8/23/19 at MIA... **TRIPLES:** 1... **HOME RUNS:** 2 – 6 times, last: 8/13/20 vs BAL... **RBI:** 6 – 8/12/15 vs BOS... **WALKS:** 2 – 23 times, last: 9/7/20 at NYM... **STOLEN BASES:** 2 – 4 times, last: 9/2/20 vs WSH... **HITTING STREAK:** 12 games – 2 times, last: 6/18-7/5/18

REALMUTO'S NOTABLE HOMERS

GRAND SLAMS: 4 – 8/12/15 vs BOS (Robbie Ross); 6/23/18 at COL (Bryan Shaw); 7/28/19 vs ATL (Kevin Gausman); 8/14/19 vs CHI (Alec Mills)... **INSIDE-THE-PARK HR:** 2 – 9/8/15 vs MIL (Taylor Jungmann); 8/24/17 at PHI (Jesen Therrien)... **LEADOFF HR:** None... **PINCH HR:** 1 – 5/19/19 vs COL (Bryan Shaw)... **WALK-OFF HR:** 1 – 9/19/17 vs NYM (Paul Sewald)





JOHAN ROJAS

Outfielder

98

B-T: R-R**HT:** 6-0; **WT:** 175**OPENING DAY AGE:** 20**BORN:** August 14, 2000, San Francisco de Macorís, DR**RESIDES:** San Francisco de Macorís, DR**HOW OBTAINED:** Signed by Phillies as an amateur free agent, 1/18/18**Non-Roster Invitee****2020**

- Did not play
- Participated in Florida Instructional League

2019

- Began the season with Gulf Coast League Phillies West (R)
- Tied for the league lead in triples (5) despite playing only 18 games
- Batted .333 (17-51) against RHP at the GCL level
- Promoted to Williamsport (A) on 7/19 for the remainder of the season
- Led the New York-Penn League in triples (6)
- Participated in FIL

2018

- Began his professional career with Dominican Summer League Phillies Red (R)
- Named a DSL All-Star
- Led the DSL with 14 outfield assists
- Finished 3rd in the DSL in hits (83), 4th in AB (259), T-7th in games (68) and T-9th in total bases (109)
- Led all Phillies short-season minor leaguers in AB & hits
- Hit .359 (28-78) with four doubles, three triples, one HR and 30 RBI with RISP
- Participated in FIL

PERSONALJohan Stiven Rojas... **Signed by:** Carlos Salas**JOHAN ROJAS' CAREER STATISTICS**

YEAR	CLUB	AVG	G	AB	R	H	2B	3B	HR	RBI	SH	SF	HP	BB	SO	SB	CS	OBP	SLG	OPS	E
2018	DSL Phillies-R	.320	68	259	42	83	12	4	2	31	2	5	8	18	37	19	8	.376	.421	.797	4
2019	GCL Phillies-W	.311	18	74	13	23	6	#5	0	4	0	0	1	9	12	3	2	.393	.527	.920	1
	Williamsport	.244	42	164	17	40	5	*6	2	11	0	1	2	5	29	11	4	.273	.384	.657	1
2020	Did not play																				
Minors Totals		.294	128	497	72	146	23	15	4	46	2	6	11	32	78	33	14	.346	.425	.771	6

* League leader

Tied for league lead

ROJAS' CAREER TRANSACTIONS

- Signed by Philadelphia as an amateur free agent, January 18, 2018



JOJO ROMERO

Left-Handed Pitcher

79

B-T: L-L

HT: 5-11; **WT:** 200


OPENING DAY AGE: 24

BORN: September 9, 1996, Camarillo, CA

RESIDES: Oxnard, CA

ML SERVICE: 117 days

HOW OBTAINED: Selected by Phillies in 4th round of June 2016 draft

 @jojothejet6
 @jojothejet31

2020

- Attended ML spring training and began the season at the alternate training site in Lehigh Valley
- Had two short stints with the Phillies (8/14-16, 8/20) before being recalled on 8/21 for the remainder of the season
- Made his ML debut on 8/21 at ATL (1.0 IP, 3 SO), striking out the side on 12 pitches, becoming just the second Phillie since 1957 to strike out the side in his ML debut
- Allowed only one base runner (BB) and struck out six of the 12 batters he faced in his first four career appearances
- In his first nine career appearances (9.1 IP), walked one, struck out 10 and stranded all six inherited runners

2019

- Attended Phillies spring training as a non-roster invitee
- Split the season between Reading (AA) and Lehigh Valley (AAA)
- From his final stint with Lehigh Valley (7/26-end of season), posted a 3.86 ERA (11 ER, 25.2 IP)
- Named Phillies Minor League Pitcher of the Week, 7/22-28
- Following the season, pitched for Scottsdale in the Arizona Fall League
- Allowed only one ER over 10.2 IP (0.84 ERA) in eight fall appearances

2018

- Spent the season with Reading
- Logged a quality start in nine of his final 11 outings, posting a 2.44 ERA (19 ER, 70.0 IP) from 5/20-7/14
- Was on the IL from 7/18-end of season (right oblique muscle strain)
- Held LHH to a .213 AVG (26-122) and .295 SLG
- Limited opponents to a .150 AVG (6-40) with RISP and two outs
- Following the season, was named the No. 6 prospect in the Phillies organization by *Baseball America*

2017

- Began the season with Lakewood (A)
- Selected as a South Atlantic League midseason All-Star
- Named SAL Pitcher of the Week, 5/8-14, and Phillies Minor League Pitcher of the Week 3 times (5/29-6/4, 6/12-18 and 8/28-9/4)
- Selected as Phillies Minor League Pitcher of the Month for June after going 2-0 with a 1.71 ERA (5 ER, 26.1 IP), 26 SO and one walk in four starts
- Led all Phillies full-season minor leaguers with a 2.16 ERA (min. 100.0 IP)
- Surrendered just one hit over 8.0 scoreless innings, 5/10 vs Greenville
- Held LHH to a .161 AVG (15-93)
- Promoted to Clearwater (A) on 6/30 for the remainder of the season
- With Clearwater, held LHH to a .215 AVG (14-65)
- Walked two or fewer batters in nine of his 10 starts with Clearwater
- Registered a season-high 10 SO in two starts: with Lakewood on 6/16 vs Hickory and with Clearwater on 7/2 vs Tampa
- Following the season, was named the No. 6 prospect in the Phillies minor league system by *Baseball America*

2016

- Began pro career with Williamsport (A)
- Tied for New York-Penn League lead in shutouts (1) and T-2nd in CG (1)
- Had a 17.0-inning scoreless streak, 7/24-8/12
- Did not allow a run in four of his first six starts
- Participated in Florida Instructional League

PERSONAL

Joseph Abel Romero... 2014 graduate of Oxnard High School (CA)... 2016 graduate of Yavapai College (AZ)... Also attended University of Nevada, Reno... **Hobbies:** Cooking, hiking, playing video games, paintballing, playing basketball, soccer and football, playing darts and bowling... **Signed by:** Brad Holland

JOJO ROMERO'S CAREER STATISTICS

YEAR	CLUB	W-L	ERA	G	GS	CG	SHO	SV	IP	H	R	ER	HR	HB	BB	SO	WP	BK	AVG
2016	Williamsport	2-2	2.56	10	10	1	#1	0	45.2	44	15	13	2	3	11	31	4	0	.256
2017	Lakewood	5-1	2.11	13	13	1	0	0	76.2	61	25	18	2	1	21	79	5	0	.223
	Clearwater	5-2	2.24	10	10	0	0	0	52.1	43	17	13	2	2	15	49	3	0	.223
2018	Reading	7-6	3.80	18	18	0	0	0	106.2	97	49	45	13	5	41	100	8	0	.241
2019	Lehigh Valley	3-5	6.88	13	13	0	0	0	53.2	68	47	41	8	4	35	40	1	0	.312
	Reading	4-4	4.84	11	11	0	0	0	57.2	58	33	31	4	1	12	52	3	1	.261
2020	PHILLIES	0-0	7.59	12	0	0	0	0	10.2	13	10	9	1	2	2	10	0	0	.310
Minors Totals		26-20	3.69	75	75	2	1	0	392.2	371	186	161	31	16	135	351	24	1	.250
ML	Totals	0-0	7.59	12	0	0	0	0	10.2	13	10	9	1	2	2	10	0	0	.310

Tied for league lead

ROMERO'S CAREER TRANSACTIONS

- Selected by Philadelphia in 4th round of June 2016 draft

ROMERO'S CAREER FIELDING

POSITION	PCT	G	PO	A	E	TC	DP
Pitcher	1.000	12	1	0	0	1	0

ROMERO'S GAME HIGHS

STRIKEOUTS: 3 – 8/21/20 at ATL... **WALKS:** 1... **LONGEST OUTING:** 2.0 inn. – 9/15/20 vs NYM... **WINNING STREAK:** N/A...
LOSING STREAK: N/A... **SCORELESS STREAK:** 3.2 inn. – 8/21-9/3/20

PLAYERS WHO PLAYED COLLEGE BASEBALL (40-MAN ROSTER)

Player	College
Chase Anderson	University of Oklahoma
Alec Bohm	Wichita State University (KS)
Connor Brogdon	Lewis-Clark State College (ID)
C.J. Chatham	Florida Atlantic University
Sam Coonrod	Southern Illinois University
Kyle Dohy	California State Polytechnic University, Pomona
David Hale	Princeton University (NJ)
Bryce Harper	College of Southern Nevada
Adam Haseley	University of Virginia
Rhys Hoskins	California State University, Sacramento (Sacramento State)
Spencer Howard	California Polytechnic State University, San Luis Obispo
Damon Jones	Washington State University
Scott Kingery	University of Arizona
Andrew Knapp	University of California, Berkeley
Nick Maton	Lincoln Land Community College (IL)
Brad Miller	Clemson University (SC)
Aaron Nola	Louisiana State University
JoJo Romero	Yavapai College (AZ)



HÉCTOR RONDÓN

Right-Handed Pitcher

29

B-T: R-R

HT: 6-3; **WT:** 225

OPENING DAY AGE: 33

BORN: February 26, 1988, Guatire, VZ

RESIDES: Guatire, VZ

ML SERVICE: 8 years

HOW OBTAINED: Signed by Phillies as a minor league free agent, 2/2/21

Non-Roster Invitee

2020

- Pitched for ARI, his first season with the club
- Was T-10th in the NL in holds (7)
- Averaged 10.35 SO/9.0 IP (23 SO, 20.0 IP)
- In nine appearances from 8/25-9/18, posted a 1.04 ERA (1 ER, 8.2 IP) with 12 strikeouts and held opponents to a .212 AVG (7-33)
- Struck out all three batters he faced on 9/8 vs LAD

2019

- Spent the season with HOU
- Recorded a career-best 19 holds
- Posted a 2.98 ERA (19 ER, 60.0 IP) as a reliever, his lowest mark since 2015 with CHI (1.67)
- Became one of three ML pitchers with at least 50 appearances and 20 walks or fewer in each of the last six seasons (2014-19), joining Kenley Jansen and Tony Watson
- Made his first ML start on 7/16 at LAA
- Limited LHH to a .219 AVG (21-96)
- Made four appearances in the postseason, including two scoreless outings (1.0 IP) in the World Series

2018

- Was his first season with HOU, and led the club in relief appearances (63)
- Posted the highest swing-and-miss rate of his career (30.4%)
- Ranked 10th among AL relievers in average fastball velocity (97.6 mph)
- Led all ML relievers with a 0.56 road ERA (2 ER, 32.0 IP)
- 30 of his 32 road games were scoreless
- Posted a 23-game road scoreless streak from 3/30-8/7, spanning 22.1 innings
- Made his sixth career Opening Day roster
- Had an 11.1-inning scoreless streak (13 games), 5/19-6/17
- Converted four-out saves on 6/6 vs SEA, 7/3 at TEX and 8/3 at LAD
- Recorded multiple strikeouts in four consecutive games from 6/28-7/10, tying the longest streak of his career (also: 6/4-20/14)
- Pitched in two postseason games: Games 2 and 3 of the ALCS against BOS

2017

- Pitched for CHI
- Held opponents scoreless in 44 of his 61 appearances
- Posted a 3.02 ERA (16 ER, 47.2 IP) in 50 games when pitching on at least one day of rest
- Posted a 0.87 ERA (1 ER, 10.1 IP) in his first 11 outings
- Went eight straight games without allowing an earned run (9.0 IP) from 6/27-7/19
- Finished the season with a 9.0-inning scoreless stretch that spanned 10 games (beginning 8/27)
- Did not allow a walk in his final 11.1 innings of the regular season
- Collected his first career hit, 9/29 vs CIN (infield single off LHP Amir Garrett)
- Appeared in three games during the NLCS against LAD
- Prior to the season, pitched in two games for Venezuela in the World Baseball Classic

2016

- Began the season as CHI's closer
- Posted a 1.72 ERA (6 ER, 31.1 IP) in 32 outings in the first half of the season before posting a 6.41 ERA (14 ER, 19.2 IP) in 22 appearances during the second half
- Allowed one or zero runs in 50 of his 54 outings, including 41 scoreless outings
- Held RHH to a .200 AVG (22-110)
- Recorded four-out saves on 6/18 vs PIT and 6/24 at MIA
- Averaged 1.41 BB/9.0 IP (8 BB, 51.0 IP)
- Converted his first 11 save opportunities, extending his streak to 22 consecutive saves converted dating to 2015
- Was placed on the IL on 8/19 (retro to 8/17), with a right triceps strain and was reinstated on 9/6
- Allowed eight earned runs in 7.1 innings (9.82 ERA) after his return from the IL
- Had a 2.47 ERA (12 ER, 43.2 IP) in 45 outings prior to his IL stint
- Appeared in seven postseason games, going 1-0 with a 4.50 ERA (3 ER, 6.0 IP)
- Pitched 2.0 scoreless innings in Game 4 of the World Series vs CLE

2015

- Spent the season with CHI
- Was 30-for-34 in save opportunities and registered eight holds
- Finished T-10th in the NL in saves
- Had a career-high 69 strikeouts
- Posted a 1.19 ERA (5 ER, 37.2 IP) in 40 games at Wrigley Field and had a 2.23 ERA (8 ER, 32.1 IP) in 32 road games
- In 33 games following the All-Star break, posted a 1.10 ERA (4 ER, 32.2 IP)
- Converted each of his final 11 save chances
- Did not allow an earned run in 15 games (15.0 IP) from 8/6-9/11
- Posted a 3.60 ERA (2 ER, 5.0 IP) in five postseason games
- Recorded two saves in the NLDS against STL, including the series-clinching Game 4

2014

- Converted 29 of 33 save opportunities in his second season with CHI
- At age 26, was the youngest CHI pitcher to reach 29 saves in a single season since LHP Mitch Williams recorded 36 saves at age 24 in 1989
- Finished the year by converting his final 15 save opportunities (beginning 8/12)
- Posted a 0.62 ERA (2 ER, 29.0 IP) with 18 saves in 19 chances, spanning 29 games following the All-Star break
- Had a 1.06 WHIP
- Did not throw a wild pitch all season
- Posted a 0.86 ERA (2 ER, 21.0 IP) in 21 road games, which was the 3rd-lowest mark among NL pitchers with at least 20 road games
- Started the season with a 7.2-inning scoreless streak, which extended his overall career-best scoreless streak to 16.2 innings dating to 9/3/13
- Recorded his first ML save on 4/11 at STL
- Placed on the paternity leave list, 5/30, for the birth of his son, Ian José; was reinstated on 6/3
- Surrendered a grand slam to Devin Mesoraco in the ninth inning on 6/23 vs CIN, ending a stretch of 47.1 consecutive innings without allowing a HR

2013

- Began his ML career with CHI
- Held LHH to a .190 AVG (19-100)
- Went 1-1 with a 3.20 ERA (9 ER, 25.1 IP) in 20 appearances following the All-Star break
- Made his ML debut on 4/3 at PIT
- Earned his first career win with 2.0 scoreless innings of relief on 6/13 vs CIN
- Following the season, made 13 relief appearances for Caracas in the Venezuelan Winter League, going 2-0 with a 3.65 ERA (5 ER, 12.1 IP)

2012

- Missed most of the season with a right elbow strain
- Following the season, pitched for Caracas in the VWL

2011

- Appeared in only two games, spending most of the season recovering from Tommy John surgery

2010

- Began the season with Columbus (AAA)
- Was placed on the IL on 5/13 with a strained right elbow and underwent Tommy John surgery in August, causing him to miss the remainder of the season

2009

- Named CLE's Minor League Pitcher of the Year
- Led CLE's farm system in strikeouts (137)
- Selected to the Eastern League All-Star team but did not participate due to his promotion to Columbus
- Began the season with Akron (AA)
- Averaged 9.13 SO/9.0 IP (73 SO, 72.0 IP) with Akron
- Promoted to Columbus on 7/5
- Between the two levels, went 11-10 with a 3.38 ERA (55 ER, 146.1 IP) in 27 games (25 starts)

2008

- Selected to the Carolina League All-Star team
- Named to the World Team for the Futures Game at Yankee Stadium
- His 145 strikeouts were 2nd-most in the CL
- Spent the entire season with Kinston (A)
- Had a seven-game winning streak, 5/25-7/4
- Posted a 2.03 ERA (9 ER, 40.0 IP) with 46 strikeouts during his streak

2007

- Spent the season with Lake County (A)
- Was T-4th in the South Atlantic League in starts (27)
- His 113 strikeouts were 5th among CLE minor leaguers
- Went 3-0 with a 3.23 ERA (11 ER, 30.2 IP) in six May starts, with 27 strikeouts to just five walks

2006

- Spent the season with Gulf Coast League Indians (R)
- His 11 starts were tied for most in the GCL
- Recorded 10.67 strikeouts for every walk issued (32 SO, 3 BB)

2005

- Began pro career with Dominican Summer League Indians (R)

PERSONAL

Héctor Luis Rondón (pronounced ron-DOHN)... Married, wife's name is Keilin; has one son, Ian José, and one daughter, Dafree... **Signed by:** Stewart Ruiz

HÉCTOR RONDÓN'S CAREER STATISTICS

YEAR	CLUB	W-L	ERA	G	GS	CG	SHO	SV	IP	H	R	ER	HR	HB	BB	SO	WP	BK	AVG
2005	DSL Indians	3-3	1.65	15	12	1	0	1	65.1	60	24	12	2	6	8	55	4	0	-
2006	GCL Indians	3-4	5.13	11	#11	0	0	0	52.2	62	34	30	6	8	3	32	1	0	.286
2007	Lake County	7-10	4.37	27	27	0	0	0	136.0	143	78	66	13	11	27	113	4	1	.269
2008	Kinston	11-6	3.60	27	27	0	0	0	145.0	130	63	58	12	10	42	145	3	3	.239
2009	Akron	7-5	2.75	15	13	1	0	0	72.0	60	23	22	3	3	16	73	3	0	.227
	Columbus	4-5	4.00	12	12	0	0	0	74.1	83	38	33	8	4	13	64	0	0	.282
2010	Columbus	1-3	8.53	7	7	0	0	0	31.2	48	32	30	12	2	10	33	0	0	.343
2011	Mahoning Valley	0-0	3.00	2	2	0	0	0	3.0	3	1	1	0	0	2	0	0	0	.250
2012	AZL Indians	0-0	0.00	2	2	0	0	0	3.0	0	0	0	0	0	1	6	0	0	.000
	Akron	0-0	2.25	2	0	0	0	0	4.0	4	1	1	0	0	1	3	1	0	.286
2013	CHICAGO-NL	2-1	4.77	45	0	0	0	0	54.2	52	29	29	6	3	25	44	4	0	.251
2014	CHICAGO-NL	4-4	2.42	64	0	0	0	29	63.1	52	21	17	2	0	15	63	0	0	.218
2015	CHICAGO-NL	6-4	1.67	72	0	0	0	30	70.0	55	19	13	4	3	15	69	5	1	.212
2016	CHICAGO-NL	2-3	3.53	54	0	0	0	18	51.0	42	20	20	8	2	8	58	3	0	.225
2017	CHICAGO-NL	4-1	4.24	61	0	0	0	0	57.1	50	30	27	10	1	20	69	3	0	.233
2018	HOUSTON	2-5	3.20	63	0	0	0	15	59.0	58	22	21	4	0	20	67	1	0	.252
2019	HOUSTON	3-2	3.71	62	1	0	0	0	60.2	56	25	25	10	4	20	48	0	0	.242
2020	ARIZONA	1-0	7.65	23	0	0	0	0	20.0	25	18	17	6	1	11	23	3	0	.298
Minors Totals		36-36	3.88	120	113	2	0	1	587.0	593	294	253	56	44	121	526	16	4	.263
AL Totals		5-7	3.46	125	1	0	0	15	119.2	114	47	46	14	4	40	115	1	0	.247
NL Totals		19-13	3.50	319	0	0	0	77	316.1	276	137	123	36	10	94	326	19	1	.232
ML Totals		24-20	3.49	444	1	0	0	92	436.0	390	184	169	50	14	134	441	19	1	.236

Tied for league lead

RONDÓN'S DIVISION SERIES STATISTICS

YEAR	CLUB, OPP	W-L	ERA	G	GS	CG	SHO	SV	IP	H	R	ER	HR	HB	BB	SO	WP	BK	AVG
2015	CHI, STL	0-0	6.00	3	0	0	0	2	3.0	4	2	2	1	0	0	2	0	0	.308
2016	CHI, SF	1-0	5.40	3	0	0	0	0	1.2	1	1	1	0	0	1	2	0	0	.200
2019	HOU, TB	0-0	Inf.	1	0	0	0	0	0.0	1	1	1	0	0	0	0	0	0	1.000
DS Totals		1-0	7.71	7	0	0	0	2	4.2	6	4	4	1	0	1	4	0	0	.316

RONDÓN'S LEAGUE CHAMPIONSHIP SERIES STATISTICS

YEAR	CLUB, OPP	W-L	ERA	G	GS	CG	SHO	SV	IP	H	R	ER	HR	HB	BB	SO	WP	BK	AVG
2015	CHI, NYM	0-0	0.00	2	0	0	0	0	2.0	1	0	0	0	0	1	2	0	0	.143
2016	CHI, LAD	0-0	4.50	2	0	0	0	0	2.0	3	1	1	0	0	0	1	0	0	.375
2017	CHI, LAD	0-1	6.00	3	0	0	0	0	3.0	5	2	2	2	0	0	4	0	0	.417
2018	HOU, BOS	0-0	0.00	2	0	0	0	0	1.0	2	0	0	0	0	0	0	0	0	.500
2019	HOU, NYY	0-0	0.00	1	0	0	0	0	0.1	0	0	0	0	0	0	1	0	0	.000
LCS Totals		0-1	3.24	10	0	0	0	0	8.1	11	3	3	2	0	1	8	0	0	.344

RONDÓN'S WORLD SERIES STATISTICS

YEAR	CLUB, OPP	W-L	ERA	G	GS	CG	SHO	SV	IP	H	R	ER	HR	HB	BB	SO	WP	BK	AVG
2016	CHI, CLE	0-0	3.86	2	0	0	0	0	2.1	4	1	1	1	0	0	2	0	0	.364
2019	HOU, WSH	0-0	0.00	2	0	0	0	0	1.0	2	0	0	0	0	1	0	0	0	.400
WS Totals		0-0	2.70	4	0	0	0	0	3.1	6	1	1	1	0	1	2	0	0	.375

RONDÓN'S WORLD BASEBALL CLASSIC STATISTICS

YEAR	CLUB	W-L	ERA	G	GS	CG	SHO	SV	IP	H	R	ER	HR	HB	BB	SO	WP	BK	AVG
2017	Venezuela	0-1	27.00	2	0	0	0	0	1.2	7	5	5	3	0	2	1	0	0	.583

RONDÓN'S MAJOR LEAGUE HITTING TOTALS

	AVG	AB	R	H	2B	3B	HR	RBI	SH	SF	HP	BB	SO	SB	CS	E
Career	.333	3	0	1	0	0	0	0	0	0	0	0	1	0	0	0

RONDÓN'S CAREER TRANSACTIONS


- Signed by Cleveland Indians as an amateur free agent, August 3, 2004
- Selected by Chicago Cubs in Rule 5 draft, December 6, 2012
- On injured list with a right triceps strain, August 17-September 5, 2016
- Signed by Houston Astros as a free agent, December 15, 2017
- Signed by Arizona Diamondbacks as a free agent, January 9, 2020
- Signed by Philadelphia as a minor league free agent, February 2, 2021

RONDÓN'S CAREER FIELDING

POSITION	PCT	G	PO	A	E	TC	DP
Pitcher	1.000	444	47	53	0	100	6

RONDÓN'S GAME HIGHS

LOW-HIT CG: N/A... **SHUTOUTS:** N/A... **STRIKEOUTS:** 4 – 6/13/13 vs CIN... **WALKS:** 3 – 7/29/20 at TEX... **LONGEST OUTING:** 2.0 inn. – 19 times, last: 8/13/19 at CWS... **WINNING STREAK:** 5 games – 6/3/17-4/3/18... **LOSING STREAK:** 3 games – 9/9-17/18... **SCORELESS STREAK:** 16.2 inn. – 9/3/13-4/16/14



RAMÓN ROSSO

Right-Handed Pitcher

B-T: R-R
HT: 6-4; **WT:** 255
OPENING DAY AGE: 24
BORN: June 9, 1996, Santo Domingo Centro, DR
RESIDES: Santo Domingo, DR
ML SERVICE: 97 days
HOW OBTAINED: Signed by Phillies as a minor league free agent, 2/14/17

60

2020

- Made his first career Opening Day roster and made his ML debut on Opening Day, 7/24 vs MIA
- Had five different stints with the Phillies (7/23-8/20, 29th man on 9/11, 9/13, 9/18 & 9/21-23), making seven relief appearances and one start (9/13 at MIA, gm 1)
- RHH were just 2-for-19 (.105) with nine strikeouts against him
- Following the season, pitched for Cibaeñas in the Dominican Winter League

2019

- Began the season with Reading (AA)
- Named Phillies Minor League Pitcher of the Month for April, posting a 0.89 ERA (2 ER, 20.1 IP) with 26 strikeouts
- Was promoted to Lehigh Valley (AAA) on 6/13
- Posted a 3.25 ERA (13 ER, 36.0 IP) in seven home starts with Lehigh Valley

2018

- Began the season with Lakewood (A)
- Named a South Atlantic League midseason All-Star
- Posted the 9th-lowest ERA (2.04) among all qualifying pitchers in Minor League Baseball
- Among all Phillies minor league pitchers, finished 2nd in ERA, T-2nd in wins (11) and 3rd in strikeouts (139)
- Twice selected as Phillies Minor League Pitcher of the Week: 4/5-15 and 5/14-20

- Had two double-digit strikeout starts: 4/11 at West Virginia (12 SO) and 5/14 (gm 2) vs West Virginia (11 SO)
- Entered the All-Star break with a 1.46 ERA (10 ER, 61.2 IP) in 11 starts
- Promoted to Clearwater (A) on 6/28 for the remainder of the season
- Combined across both levels to average 10.14 SO/9.0 IP (139 SO, 123.1 IP) and allowed just 0.29 HR/9.0 IP (4 HR)

2017

- Began professional career with Dominican Summer League Phillies White (R)
- Among all Phillies short-season minor league pitchers, ranked 1st in strikeouts (105) and T-1st in wins (7) & starts (14)
- Was T-5th in the DSL in strikeouts
- Struck out a season-high 13 over 7.0 scoreless innings, 7/22 at DSL Rojos
- Promoted to Gulf Coast League Phillies (R), 7/27
- Promoted to Williamsport (A) on 8/9 for the remainder of the season
- Averaged 12.49 SO/9.0 IP (105 SO, 75.2 IP) across all three clubs
- Participated in Florida Instructional League

PERSONAL

Ramón Antonio Rosso... **Hobbies:** Playing PS4 and going to the beach... **Signed by:** Doug Skiles

RAMÓN ROSSO'S CAREER STATISTICS

YEAR	CLUB	W-L	ERA	G	GS	CG	SHO	SV	IP	H	R	ER	HR	HB	BB	SO	WP	BK	AVG
2017	DSL Phillies-W	6-1	0.74	9	9	0	0	0	48.2	33	8	4	0	2	13	69	7	1	.190
	GCL Phillies	0-0	1.00	2	1	0	0	0	9.0	6	1	1	0	1	3	13	1	0	.188
	Williamsport	1-0	3.00	4	4	0	0	0	18.0	13	6	6	0	2	9	23	2	0	.206
2018	Lakewood	5-1	1.33	12	12	0	0	0	67.2	45	13	10	3	3	20	81	6	2	.191
	Clearwater	6-2	2.91	11	10	0	0	0	55.2	49	21	18	1	3	20	58	6	0	.238
2019	Reading	3-2	3.15	10	10	0	0	0	54.1	46	19	19	8	3	15	52	1	0	.235
	Lehigh Valley	2-4	5.50	14	14	0	0	0	68.2	67	43	42	13	12	31	64	1	1	.252
2020	PHILLIES	0-1	6.52	7	1	0	0	0	9.2	9	7	7	1	1	8	11	3	1	.243
Minors Totals		23-10	2.80	62	60	0	0	0	322.0	259	111	100	25	26	111	360	24	4	.221
ML	Totals	0-1	6.52	7	1	0	0	0	9.2	9	7	7	1	1	8	11	3	1	.243

ROSSO'S CAREER TRANSACTIONS

- Signed by Los Angeles Dodgers as an amateur free agent, July 2, 2015
- Signed by Philadelphia as a minor league free agent, February 14, 2017

ROSSO'S CAREER FIELDING

POSITION	PCT	G	PO	A	E	TC	DP
Pitcher	---	7	0	0	0	0	0

ROSSO'S GAME HIGHS

LOW-HIT CG: N/A... **SHUTOUTS:** N/A... **STRIKEOUTS:** 3 – 9/13/20 at MIA (gm 1)... **WALKS:** 3 – 9/13/20 at MIA (gm 1)...
LONGEST OUTING: 2.1 inn. – 9/13/20 at MIA (gm 1)... **WINNING STREAK:** N/A... **LOSING STREAK:** N/A... **SCORELESS STREAK:**
 3.2 inn. – 8/9-15/20





CRISTOPHER SÁNCHEZ

Left-Handed Pitcher

61

B-T: L-L

HT: 6-5; **WT:** 190

OPENING DAY AGE: 24

BORN: December 12, 1996, La Romana, DR

RESIDES: La Romana, DR

HOW OBTAINED: Acquired from Tampa Bay Rays for Curtis Mead, 11/20/19

2020

- Appeared in two spring training games
- Spent the entire season at the alternate training site in Lehigh Valley
- Following the season, pitched for Este in the Dominican Winter League

2019

- Began the season with Bowling Green (A)
- Did not allow a home run in his last 35.1 IP before being promoted to Charlotte (A) on 7/6
- From 7/20-8/20, did not allow an earned run in 21.2 innings over parts of eight appearances
- Was promoted to Durham (AAA), 8/31
- Between the three levels, posted a 2.26 ERA (19 ER, 75.2 IP) while holding opponents to a .212 AVG with only three home runs
- Following the season, pitched for Este in the DWL

2018

- Began the season with Princeton (R)
- Was promoted to Bowling Green on 8/23 for the remainder of the season

2017

- Spent the entire season with Princeton
- Allowed his first professional home run in his first outing after allowing none in his first 104.0 professional innings (41 appearances)

2016

- Spent his third full season with Dominican Summer League Rays (R)
- Struck out 10 batters in 4.0 innings, 6/16 vs DSL Marlins
- In his final start of the season on 8/23 vs DSL Marlins, tossed his first pro shutout (7.0 IP)
- Posted a 2.31 ERA (12 ER, 46.2 IP) in July and August

2015

- Spent his second season with DSL Rays
- Did not allow an earned run in 12 of his 15 appearances
- Held opponents to just two XBH (2B, 3B, .232 SLG)

2014

- Began his pro career with DSL Rays

PERSONAL

Cristopher Alexis Sánchez... **Hobby:** Fishing... **Signed by:** Daniel Santana

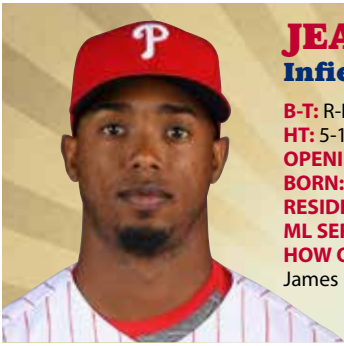
CRISTOPHER SÁNCHEZ'S CAREER STATISTICS

YEAR	CLUB	W-L	ERA	G	GS	CG	SHO	SV	IP	H	R	ER	HR	HB	BB	SO	WP	BK	AVG
2014	DSL Rays	1-3	7.77	13	0	0	0	0	22.0	36	26	19	0	4	16	13	3	0	.379
2015	DSL Rays	2-1	3.54	15	0	0	0	2	20.1	13	10	8	0	0	16	16	3	0	.188
2016	DSL Rays	5-3	3.06	13	11	#1	#1	1	61.2	57	25	21	0	2	12	42	11	0	.238
2017	Princeton	1-6	10.01	13	7	0	0	0	38.2	61	48	43	8	6	16	30	4	0	.353
2018	Princeton	3-2	4.60	10	10	0	0	0	43.0	53	25	22	3	2	22	34	3	0	.309
	Hudson Valley	1-0	4.00	2	2	0	0	0	9.0	9	5	4	0	0	5	11	1	0	.273
2019	Bowling Green	3-1	2.01	11	4	0	0	2	40.1	28	11	9	3	3	11	37	4	0	.190
	Charlotte	1-0	1.85	12	6	0	0	0	34.0	28	9	7	0	3	13	36	3	1	.231
	Durham	0-0	20.25	1	0	0	0	0	1.1	2	3	3	0	0	2	0	0	0	.400
2020	Did not pitch																		
Minors Totals		17-16	4.53	90	40	1	1	5	270.1	287	162	136	14	20	113	219	32	1	.272

Tied for league lead

SÁNCHEZ'S CAREER TRANSACTIONS

- Signed by Tampa Bay Rays as an amateur free agent, July 15, 2013
- Traded to Philadelphia for Curtis Mead (inf), November 20, 2019



JEAN SEGURA

Infielder

2

B-T: R-R

HT: 5-10; **WT:** 220

OPENING DAY AGE: 31

BORN: March 17, 1990, San Juan, DR

RESIDES: San Juan, DR

ML SERVICE: 8 years, 65 days

HOW OBTAINED: Acquired from Seattle Mariners with Juan Nicasio and James Pazos for J.P. Crawford and Carlos Santana, 12/3/18

[@jeansegura02](#)
[@elmambodesegura](#)

2020

- Among all NL players, ranked T-1st in four-hit games (2), T-3rd in infield hits (10) and T-10th in triples (2)
- His 10.6% walk rate marked a career high and more than doubled his 4.9% mark from 2019
- Made his eighth career Opening Day roster
- Homered in consecutive games, 8/10-11, for the seventh time in his career
- Had a nine-game hitting streak (.281 AVG) from 8/10-21
- On 9/7 at NYM, became just the third Phillie (since 1920) to have a game with at least four hits, five RBI, and a go-ahead HR in extra innings, joining Mike Schmidt (4/17/1976 at CHL) and Chuck Klein (7/10/1936 vs PIT)
- Had a career-high five RBI on 9/7; it was also his 17th career game with at least four hits
- Reached base safely in a career-best eight straight plate appearances (6 H, BB, HBP) from 9/16-17
- In his final 25 games (beginning 9/4), slashed .307/.371/.477 with 4 2B, 3B, 3 HR, 13 RBI, 8 BB
- Batted .571 (4-7), 2 2B, 10 RBI with the bases loaded
- Defensively, made starts at 2nd base (30), 3rd base (21) and SS (2)

2019

- Among all NL players, finished T-1st in infield hits (25) and T-8th in doubles (37)
- Averaged 8.47 plate appearances per strikeout, which made him the 3rd-most difficult NL hitter to strike out
- Led the Phillies in three-hit games (13)
- Made his seventh career Opening Day roster
- Reached base safely in each of his first 10 games; was the longest on-base streak of his career to start a season
- Hit his first career HR as a Phillie in the 14th inning on 4/14 at MIA (Wei-Yin Chen); it was a two-run, game-winning HR
- Was on the 10-day IL with a left hamstring strain from 4/20-26 (retro to 4/17)
- Collected his 15th multi-hit effort in his 32nd game of the season, 5/15 vs MIL; was the fastest Phillie to reach 15 multi-hit games to begin a season since 2008, when Chase Utley did so in his 27th game that year
- His 16-game hitting streak (.343 AVG) from 5/10-25 was the 2nd-longest of his career (17-game hitting streak from 4/30-5/18/17); was the longest hitting streak by a Phillie during the season
- Logged his 16th career game with at least four hits on 6/24 vs NYM
- Slugged his first career walk-off HR, 6/27 vs NYM (Edwin Diaz); it was his third career walk-off hit
- Hit his 11th HR of the year in his 91st game on 7/26; had 10 HR over 144 games in 2018

SEGURA PHAST PHACTS

- 2-time All-Star (2013, NL and 2018, AL)
- NL hits leader in 2016
- Played in his 1,000th career game, 8/4 vs CWS
- Had two games with a HR and SB: 6/10 vs ARI and 9/12 vs ATL
- His 37 doubles were his most since a career-high 41 doubles in 2016; was the first Phillies shortstop with 37 doubles in a season since 2009 (Jimmy Rollins, 43)
- Hit .336 (39-116), 10 2B, 3B, 5 HR, 12 RBI, BB, HBP in the first inning
- Batted .298 (36-121), 6 2B, 2 3B, 2 HR, 45 RBI with RISP
- Had 53 XBH in 144 games (618 PA) after collecting 42 XBH in 144 games (632 PA) in 2018
- Collected more than 40 XBH for the fourth straight season (since 2016)

2018

- Among all AL players, ranked 1st in three-hit games (20, 1st in MLB), T-1st in infield hits (36, T-1st in MLB), 6th in hits (178) and 7th in AVG (.304)
- Won the AL Final Vote and made his second career All-Star team (other: 2013, NL); went 2-for-2 with a three-run, pinch-hit, go-ahead HR off MIL reliever Josh Hader
- Was one of just four players in the majors with a .300 or better AVG from 2016-18, joining José Altuve, Freddie Freeman and Mike Trout
- Became the second SEA shortstop ever with at least 175 hits in a season, joining Alex Rodriguez, who had four such seasons (215 in 1996, 213 in 1998, 176 in 1997 and 175 in 2000)
- Had a career-high four stolen bases, 5/15 vs TEX
- Hit safely in 33 of 42 games from 5/9-6/29, batting .385 (67-174) with 23 multi-hit games
- Was on the paternity leave list, 8/17-20
- Ranked 9th in the majors in road AVG (.313, 51-163)

2017

- Ranked 3rd in infield hits (24) in the AL
- Became the third SEA shortstop (primary position) in club history to bat at least .300 in a season, joining Alex Rodriguez (1996-98 and 2000) and Felix Fermin (1994)
- Recorded at least 20 steals for the fifth consecutive season
- Was on IL, 4/11-24, with a left hamstring strain; included a rehab assignment to Arkansas (AA)
- Had a career-long 17-game hitting streak, 4/30-5/18, which was also the longest of the season by a SEA player, T-3rd in the AL and 5th in MLB

- In 28 games during May, batted .358 (43-120), 18 R, 7 2B, .417 OBP, ranking 2nd in the AL in hits and 5th in AVG in the month
- Was on the IL, 6/2-20, with a right ankle sprain; included a rehab assignment to Tacoma (AAA)
- His .349 (89-255) AVG at the All-Star break led all AL players with at least 270 PA
- Batted .336 (82-244) against AL West opponents, the best AVG among all players with 125 plate appearances against the division

2016

- Among all NL players, finished 1st in hits (203) & AB (637), T-4th in infield hits (27), 5th in AVG (.319), T-5th in doubles (41) & SB (33), 6th in total bases (318), T-7th in runs (102) and T-8th in triples (7)
- Became one of just eight players in ML history with .300+ AVG, 100+ runs, 200+ hits, 40+ 2B, 20+ HR and 30+ SB
- Was the second player in ARI team history with 200+ hits in a single season (203), joining Luis Gonzalez (206 in 1999)
- Was the first ARI player with 30+ hits in six different months in a season and the first NL player to do so since Hanley Ramirez and Jimmy Rollins in 2007
- Among NL leadoff hitters, ranked 1st in hits (198), T-1st in triples (7), 2nd in total bases (310), T-2nd in HR (20), 3rd in RBI (63) and 5th in AVG (.319)
- Recorded four multi-homer games, one shy of the ML record by a leadoff hitter (5 times; last: Blackmon, 2016)
- Set career highs in nearly every offensive category
- Posted a .985 fielding percentage and led all NL infielders with 428 assists
- His 8 leadoff home runs were T-2nd-most in MLB and one shy of the club record
- Named a finalist for a Players Choice Award as NL Comeback Player of the Year (also: José Fernandez and Rich Hill)
- Hit .333 (161-484) vs RHP, the 5th-best mark in the majors
- Batted .325 (107-329) at Chase Field, the 4th-highest home average in the NL
- Was the first ARI player to have five multi-hit games to start a season and fifth leadoff hitter in ML history to do so in team's first five games
- Became the eighth player all-time to hit a leadoff homer and later hit an inside-the-park homer in the same game, 4/7 vs CHI
- Stole his 100th career base, 4/28 vs STL
- His 37 hits in April were T-2nd-most in club history
- Reached base safely in a career-high 20 straight games from 4/21-5/23
- Had an 11-game hitting streak from 4/30-6/29
- Recorded a career-high four walks, 6/25 vs COL
- Matched a career-high three SB on 8/19 at SD and also had five hits, becoming the 13th player in NL history with three SB and five hits in a game
- Hit leadoff home runs and had multiple homers in back-to-back games, 9/13-14
- Tallied 93 hits during the second half, the highest total in franchise history; his 110 hits during the first half were tied for 4th-most in club history

2015

- Led the team and ranked 7th in the NL in SB (25); was his third consecutive season of at least 20 steals
- Became just the sixth player in MIL history to produce at least three seasons of 20+ stolen bases, joining Tommy Harper, Paul Molitor, Mike Felder, Ryan Braun and Carlos Gomez
- Was on IL 5/13-28 (fractured right pinky)

2014

- Became the first shortstop in MIL franchise history to produce consecutive seasons of at least 20 stolen bases
- Tied Ryan Braun for the team lead in triples (6)
- From 5/22-6/8, hit leadoff in 17 straight games, batting .438 (7-16, BB) with eight runs in the first inning of those starts
- Recorded the first multi-homer game of his career in the 13-10 win on 6/20 at COL
- Batted .319 (29-91) over his last 32 games, raising his AVG from .230 to .246
- Made 139 starts, all at SS

2013

- Among all NL players, finished 1st in infield hits (44), 2nd in SB (44), T-2nd in triples (10) and 8th in hits (173)
- Made his first career All-Star team, joining Robin Yount (1980, 1982-83), Jose Hernandez (2002) and J.J. Hardy (2007) as the only shortstops in MIL history to do so
- Led MIL in AVG (.294), hits and steals and his 44 infield hits were a franchise record
- Was named to his first career Opening Day roster
- Hit his first ML home run, 4/5 vs ARI (Wade Miley)
- Named NL Player of the Week, 5/6-5/12
- Tied the franchise record with six hits, all singles, on 5/28 vs MIN
- Made 143 starts, all at SS



2012

- Began the season with Arkansas
- Named to the World Team for the All-Star Futures Game
- Selected as a Texas League All-Star
- Finished 4th in the TL in steals (33) and 9th in AVG (.294)
- Was recalled by LAA on 7/22
- Made his ML debut on 7/24 vs KC, starting at SS in his only game with the team
- Was traded to MIL with RHP Johnny Hellweg and RHP Ariel Peña in exchange for RHP Zack Greinke on 7/27 and assigned to Huntsville (AA)
- Was recalled by MIL on 8/6
- Made 43 starts with MIL, all at SS
- Batted .329 (23-70) over his final 22 games
- Recorded his first ML hit with an infield single off Mat Latos on 8/8 vs CIN
- Following the season, played for Cibao in the Dominican Winter League, where he won the batting title (.324, 48-148)

2011

- Attended spring training with LAA as a non-roster invitee
- Spent the majority of the season with Inland Empire (A)
- Batted .344 (31-90) in 21 April games
- Was on the IL from 5/12-18 and 5/29-8/29 with a left hamstring strain; included a rehab assignment to Arizona League Angels (R)
- After returning to Inland Empire, finished the season with four straight multi-hit games
- Played for Scottsdale in the Arizona Fall League and Cibao in the DWL
- Following the season, was named the No. 2 prospect in the LAA organization by *Baseball America*

2010

- Spent the season with Cedar Rapids (A)
- Named a Midwest League All-Star
- Led the MWL in hits (161), was 3rd in AVG (.313) & steals (50) and T-4th in runs (89) & triples (12)
- Batted .353 (48-136) over his final 34 games
- Following the season, was named the No. 3 prospect in the LAA organization by *Baseball America*
- Played for Cibao in the DWL

2009

- Began the season with Salt Lake (AAA)
- Batted .421 (8-19) in seven games before being transferred to Orem (R) on 6/19
- Had a 22-game hitting streak, 7/4-29, batting .375 (39-104) during the streak
- Was on the IL from 8/6 through the remainder of the season with a broken finger in his right hand

2008

- Was limited to just 11 games with Arizona League Angels due to a fractured left leg suffered on 7/5

2007

- Began pro career with Dominican Summer League Angels (R)
- Named to the DSL postseason All-Star team

PERSONAL

Jean Carlos Enrique Segura... Married, wife's name is Kellen; has three sons, Juan Diego, Giancarlo and Jacob... **Hobbies:** Playing dominoes and driving his dune buggy... **Signed by:** Leo Perez

JEAN SEGURA'S CAREER STATISTICS

YEAR	CLUB	AVG	G	AB	R	H	2B	3B	HR	RBI	SH	SF	HP	BB	SO	SB	CS	OBP	SLG	OPS	E
2007	DSL Angels	.324	61	219	39	71	5	2	2	31	7	1	3	22	28	22	6	.392	.393	.785	10
2008	AZL Angels	.250	11	36	13	9	0	0	0	4	0	0	1	6	5	1	0	.372	.250	.622	2
2009	Orem	.346	36	162	33	56	10	4	3	21	1	1	2	11	11	11	3	.392	.512	.904	7
	Salt Lake	.421	7	19	2	8	2	0	0	2	0	0	0	4	0	0	0	.421	.526	.947	0
2010	Cedar Rapids	.313	130	515	89	*161	24	12	10	79	11	8	2	45	72	50	10	.365	.464	.829	13
2011	Inland Empire	.281	44	185	26	52	9	4	3	21	0	1	1	15	26	18	6	.337	.422	.759	5
	AZL Angels	.367	8	30	5	11	4	0	1	5	0	0	0	3	0	0	0	.367	.600	.967	1
2012	Arkansas	.294	94	374	50	110	10	5	7	40	6	3	8	23	57	33	13	.346	.404	.750	18
	LOS ANGELES-AL	.000	1	3	0	0	0	0	0	0	0	0	0	2	0	0	0	.000	.000	.000	0
	Huntsville	.433	8	30	7	13	3	0	0	4	1	1	1	4	4	4	0	.500	.533	1.033	0
	MILWAUKEE	.264	44	148	19	39	4	3	0	14	1	1	0	13	21	7	1	.321	.331	.652	10
2013	MILWAUKEE	.294	146	588	74	173	20	10	12	49	2	2	6	25	84	44	13	.329	.423	.752	15
2014	MILWAUKEE	.246	146	513	61	126	14	6	5	31	10	2	4	28	70	20	9	.289	.326	.615	16
2015	MILWAUKEE	.257	142	560	57	144	16	5	6	50	3	2	6	13	93	25	6	.281	.336	.617	19
2016	ARIZONA	.319	153	*637	102	*203	41	7	20	64	4	2	12	39	101	33	10	.368	.499	.867	9
2017	SEATTLE	.300	125	524	80	157	30	2	11	45	0	1	6	34	83	22	8	.349	.427	.776	17
	Arkansas+	.091	3	11	1	1	0	0	0	0	0	0	0	1	0	0	0	.167	.091	.258	0
	Tacoma+	.125	2	8	2	1	0	0	0	0	0	0	0	2	0	0	0	.125	.125	.250	0
2018	SEATTLE	.304	144	586	91	178	29	3	10	63	4	6	4	32	69	20	11	.341	.415	.755	17
2019	PHILLIES	.280	144	576	79	161	37	4	12	60	1	3	8	30	73	10	2	.323	.420	.743	20
2020	PHILLIES	.266	54	192	28	51	5	2	7	25	1	0	1	23	45	2	2	.347	.422	.769	3
Minors Totals		.310	404	1589	267	493	67	27	26	207	26	15	18	127	212	139	38	.365	.435	.800	56
AL Totals		.301	270	1113	171	335	59	5	21	108	4	7	10	66	154	42	19	.344	.420	.763	34
NL Totals		.279	829	3214	420	897	137	37	62	293	22	12	37	171	487	141	43	.322	.403	.724	93
ML Totals		.285	1099	4327	591	1232	196	42	83	401	26	19	47	237	641	183	62	.327	.407	.734	127

* League leader

+ Rehab assignment

SEGURA'S WORLD BASEBALL CLASSIC STATISTICS

YEAR	CLUB	AVG	G	AB	R	H	2B	3B	HR	RBI	SH	SF	HP	BB	SO	SB	CS	OBP	SLG	OPS	E
2017	Dominican Rep.	.364	2	11	2	4	2	0	0	3	0	0	0	0	4	1	0	.364	.545	.909	0

SEGURA'S ALL-STAR GAME STATISTICS

YEAR	CLUB, SITE	AVG	G	AB	R	H	2B	3B	HR	RBI	SH	SF	HP	BB	SO	SB	CS	OBP	SLG	OPS	E
2013	NL, NYM	.000	1	1	0	0	0	0	0	0	0	0	0	0	0	0	0	.000	.000	.000	0
2018	AL, WSH	1.000	1	2	2	2	0	0	1	3	0	0	0	0	0	0	0	1.000	2.500	3.500	0
ASG	Totals	.667	2	3	2	2	0	0	1	3	0	0	0	0	0	0	0	.667	1.667	2.334	0

SEGURA'S CAREER TRANSACTIONS

- Signed by Los Angeles Angels as an amateur free agent, January 22, 2007
- Traded to Milwaukee Brewers with Johnny Hellweg (rhp) and Ariel Pena (rhp) for Zack Greinke (rhp), July 27, 2012
- On injured list with a fractured right pinky, May 13-28, 2015
- Traded to Arizona Diamondbacks with Tyler Wagner (rhp) for Chase Anderson (rhp), Aaron Hill (inf) and Isan Diaz (inf), January 30, 2016
- Traded to Seattle Mariners with Mitch Haniger (of) and Zac Curtis (lhp) for Taijuan Walker (rhp) and Ketel Marte (inf), November 23, 2016
- On injured list with a right hamstring strain, April 11-24, 2017; included rehab assignment to Arkansas, April 11-20
- On injured list with a right high ankle sprain, June 2-20, 2017; included rehab assignment to Tacoma, June 19-20
- Traded to Philadelphia with Juan Nicasio (rhp) and James Pazos (lhp) for J.P. Crawford (ss) and Carlos Santana (1b), December 3, 2018
- On injured list with a left hamstring strain, April 17-26, 2019

SEGURA'S CAREER FIELDING

POSITION	PCT	G	PO	A	E	TC	DP
Shortstop	.969	909	1097	2518	116	3731	523
Second base	.988	174	246	467	9	722	100
Third base	.964	24	13	40	2	55	4

SEGURA'S GAME HIGHS

HITS: 6 – 5/28/13 vs MIN... **RUNS:** 3 – 15 times, last: 6/27/18 at BAL... **DOUBLES:** 2 – 11 times, last: 9/6/19 at NYM... **TRIPLES:** 2 – 6/17/14 at ARI... **HOME RUNS:** 2 – 5 times, last: 9/26/16 at WSH... **RBI:** 5 – 9/7/20 at NYM... **WALKS:** 4 – 6/25/16 at COL... **STOLEN BASES:** 4 – 5/15/18 vs TEX... **HITTING STREAK:** 17 games – 4/30-5/18/17

SEGURA'S NOTABLE HOMERS

GRAND SLAMS: None... **INSIDE-THE-PARK HR:** 1 – 4/7/16 vs CHI (John Lackey)... **LEADOFF HR:** 9 – 6/5/15 at MIN (Kyle Gibson); 4/7/16 vs CHI (John Lackey); 7/8/16 at SF (Jeff Samardzija); 7/22/16 at CIN (Dan Straily); 7/30/16 at LAD (Scott Kazmir); 9/13/16 vs COL (Jorge De La Rosa); 9/14/16 vs COL (Jeff Hoffman); 9/17/16 vs LAD (Brock Stewart); 9/27/16 at WSH (Max Scherzer)... **PINCH HR:** None... **WALK-OFF HR:** 1 – 6/27/19 vs NYM (Edwin Diaz)



BRYSON STOTT

Infielder

73

B-T: L-R

HT: 6-2; **WT:** 208

OPENING DAY AGE: 23

BORN: October 6, 1997, Las Vegas, NV

RESIDES: Las Vegas, NV

HOW OBTAINED: Selected by Phillies in 1st round (14th overall) of June 2019 draft

@bryson_stott10

@bryson_stott10

Non-Roster Invitee

2020

- Appeared in one spring training game with the Phillies, 2/28 vs ATL
- Was added to the club's player pool on 7/29 and spent the remainder of the summer at the alternate training site in Lehigh Valley
- Following the season, was named the No. 3 prospect in the Phillies system by *Baseball America* for the second straight year

2019

- Began his professional career with Gulf Coast League Phillies East (R) and was promoted to Williamsport (A) on 7/14
- Named a New York-Penn League All-Star
- Selected as Phillies Minor League Defender of the Month for July
- Chosen twice as Phillies Minor League Player of the Week: 7/8-14 and 8/5-11

- Slashed .324/.405/.490 in 28 August games
- Participated in Florida Instructional League
- Following the season, was named the No. 3 prospect in the Phillies system by *Baseball America*

PERSONAL

Bryson Jeremy Stott... 2016 graduate of Desert Oasis High School (NV)... Attended University of Nevada, Las Vegas... Was a semifinalist for the 2019 Golden Spikes Award and a finalist for the Brooks Wallace Award for the nation's top collegiate shortstop... During his sophomore campaign at UNLV, led the nation with 30 doubles... Batted .340 with 61 doubles, seven triples, 15 HR, 97 RBI, 157 runs, 109 walks, 34 SB, a .433 OBP and a .515 SLG in 171 games over his three-year collegiate career... Became the first collegiate shortstop selected by the Phillies in the 1st round of the amateur draft since it was first held in 1965... **Signed by:** Mike Garcia

BRYSON STOTT'S CAREER STATISTICS

YEAR	CLUB	AVG	G	AB	R	H	2B	3B	HR	RBI	SH	SF	HP	BB	SO	SB	CS	OBP	SLG	OPS	E
2019	GCL Phillies-E	.667	4	9	3	6	1	1	1	3	0	0	0	2	0	0	0	.727	1.333	2.061	0
	Williamsport	.274	44	157	27	43	8	2	5	24	1	0	2	22	39	5	3	.370	.446	.816	3
2020	Did not play																				
Minors Totals		.295	48	166	30	49	9	3	6	27	1	0	2	24	39	5	3	.391	.494	.885	3

STOTT'S CAREER TRANSACTIONS

- Selected by Philadelphia in 1st round (14th overall) of June 2019 draft



RANGER SUÁREZ

Left-Handed Pitcher

55

B-T: L-L

HT: 6-1; **WT:** 217

OPENING DAY AGE: 25

BORN: August 26, 1995, Pie de Cuesta, VZ

RESIDES: Carora, VZ

ML SERVICE: 1 year, 133 days

HOW OBTAINED: Signed by Phillies as an amateur free agent, 4/1/12

2020

- Began the season on the IL and was reinstated on 8/31
- Optioned to the alternate training site in Lehigh Valley on 9/14
- Had two brief stints with the Phillies: 9/22 (doubleheader) and 9/24-end of season

2019

- Began the season with Lehigh Valley (AAA)
- Was on the 7-day minor league IL from 5/1-24 with a right abdominal strain
- Had two stints with PHI in June (6/7-16, 6/19) and on 6/20 was recalled for the remainder of the season
- Had a 0.68 ERA (1 ER, 13.1 IP) over a 10-appearance stretch, 6/23-7/24
- Had three wins in three appearances, 7/16-21, becoming the first Phillies reliever to do so since 2011 (Michael Stutes)
- Tossed 10.1 consecutive scoreless innings over 13 appearances, 8/26-9/20
- Posted a 0.60 ERA (1 ER, 15.0 IP) over his final 15 appearances and a 1.66 ERA (4 ER, 21.2 IP) over his final 19
- Combined, 2-3-4 hitters were just 13-for-64 (.203), 1 HR, 18 SO against him
- Pitched at least 2.0 innings in 10 of his 37 appearances, more such appearances than anyone else on the team
- Held LHH to a .213 AVG (13-61)

2018

- Began the season with Reading (AA)
- Was named Eastern League Pitcher of the Week for the weeks ending 4/22 and 6/24
- Selected as Phillies Minor League Pitcher of the Week 3 times: 4/16-22, 6/4-10 and 6/18-24
- Was on the 7-day IL from 5/10-27 with a right hamstring strain
- Promoted to Lehigh Valley on 6/26 after going 4-3 with a 2.76 ERA (15 ER, 49.1 IP) in 12 starts
- Did not allow a home run in his final 66.2 innings in the minors before being recalled for his ML debut in July
- Recalled by the Phillies on 7/26 and made his ML debut that night in a start at CIN, earning his first ML win
- Became the first LHP to start for Philadelphia in a franchise-record 267 games (last: Adam Morgan, 9/28/16 at ATL)
- Had three stints with the Phillies: 7/26, 8/16 and 9/11-end of season

2017

- Began the season with Lakewood (A)
- Selected as a South Atlantic League midseason All-Star
- Named Phillies Minor League Pitcher of the Month for April (0.87 ERA, 2 ER, 22.1 IP)
- Earned Phillies Minor League Pitcher of the Week honors 3 times, 4/24-30, 6/5-11 and 6/26-7/2, and was named SAL Pitcher of the Week, 6/26-7/2
- Was T-2nd in the SAL in SHO (1)
- Seven of his 14 starts with Lakewood were scoreless
- Had a 23.1-inning scoreless streak, 4/8-5/4
- Posted a 1.20 ERA (6 ER, 45.0 IP) in seven home starts
- Promoted to Clearwater (A) on 7/4
- Named both Phillies Minor League Pitcher of the Week and Florida State League Pitcher of the Week, 7/31-8/6
- Did not allow a HR over 50.1 consecutive innings, between 5/30 with Lakewood and 7/24 with Clearwater
- Recorded a season-best 10 SO three times: 4/20 and 5/24 with Lakewood and 7/18 with Clearwater

2016

- Spent the entire season with Williamsport (A)
- Named a New York-Penn League All-Star
- Led NYPL in CG (2), T-1st in SHO (1), T-4th in wins (6), was 7th in innings (73.2) and 9th in WHIP (1.15)
- Threw a no-hitter (7.0 IP) in first game of a doubleheader, 7/26 vs Auburn; issued a walk to first batter of game, induced a double play, then retired final 19 batters he faced
- Allowed two ER or fewer in 10 of 13 starts
- Named Phillies Minor League Pitcher of the Week and NYPL Pitcher of the Week, 7/25-31

2015

- Pitched for Gulf Coast League Phillies (R)
- Named Phillies Minor League Pitcher of the Month for July (2-0, 0.79 ERA)
- Named Phillies Minor League Pitcher of the Week, 7/20-26
- Began the season with a 17.0-inning scoreless streak, 6/22-7/9
- Only appeared in six games due to a left elbow strain
- Participated in Florida Instructional League

2014

- Spent his third consecutive season with the Venezuelan Summer League Phillies (R)
- Led the VSL in innings (80.2) & SO (78), was T-1st in starts (14), 4th in ERA (1.56) and T-5th in wins (5)
- Had 78 SO to just one walk
- Participated in FIL

2012-13

- Spent his first two pro seasons with the VSL Phillies

PERSONAL

Ranger José Suárez... Has one daughter, Sofia (1/23/17) and one son, Dominick (7/31/20)... **Hobbies:** Playing soccer and video games... **Signed by:** Jesús Méndez

RANGER SUÁREZ'S CAREER STATISTICS

YEAR	CLUB	W-L	ERA	G	GS	CG	SHO	SV	IP	H	R	ER	HR	HB	BB	SO	WP	BK	AVG
2012	VSL Phillies	0-0	0.00	3	0	0	0	2	5.0	2	0	0	0	0	3	4	0	0	.125
2013	VSL Phillies	0-0	3.18	8	1	0	0	1	17.0	18	8	6	2	0	0	13	2	0	.257
2014	VSL Phillies	5-4	1.56	14	#14	0	0	0	*80.2	67	25	14	2	1	1	*78	3	1	.218
2015	GCL Phillies	3-0	0.65	6	4	0	0	0	27.2	15	2	2	0	0	4	20	0	0	.158
2016	Williamsport	6-4	2.81	13	13	*2	#1	0	73.2	61	26	23	4	5	24	53	3	1	.223
2017	Lakewood	6-2	1.59	14	14	1	1	0	85.0	52	17	15	4	0	24	90	3	0	.177
	Clearwater	2-4	3.82	8	8	0	0	0	37.2	43	18	16	1	1	11	38	1	1	.293
2018	Reading	4-3	2.76	12	12	1	0	0	75.0	64	23	23	2	2	20	54	2	1	.235
	Lehigh Valley	2-0	2.74	9	9	0	0	0	49.1	48	17	15	2	2	15	31	0	2	.257
	PHILLIES	1-1	5.40	4	3	0	0	0	15.0	21	14	9	3	0	6	11	0	1	.339
2019	Lehigh Valley	2-2	5.68	7	7	0	0	0	38.0	41	26	24	8	4	10	32	0	0	.281
	PHILLIES	6-1	3.14	37	0	0	0	0	48.2	52	18	17	6	1	12	42	1	1	.278
2020	PHILLIES	0-1	20.25	3	0	0	0	0	4.0	10	9	9	1	1	4	1	0	0	.476
Minors Totals		30-19	2.54	94	82	4	2	3	489.0	411	162	138	25	15	112	413	14	6	.227
ML	Totals	7-3	4.66	44	3	0	0	0	67.2	83	41	35	10	2	22	54	1	2	.307

* League leader

Tied for league lead

SUÁREZ'S MAJOR LEAGUE HITTING TOTALS

	AVG	AB	R	H	2B	3B	HR	RBI	SH	SF	HP	BB	SO	SB	CS	E
2019	.250	4	0	1	0	0	0	0	1	0	0	0	2	0	0	0
Career	.200	10	0	2	0	1	0	0	1	0	0	0	4	0	0	0

SUÁREZ'S CAREER TRANSACTIONS

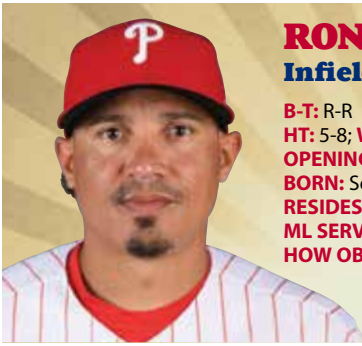
- Signed by Philadelphia as an amateur free agent, April 1, 2012
- On injured list, June 30-August 30, 2020

SUÁREZ'S CAREER FIELDING

POSITION	PCT	G	PO	A	E	TC	DP
Pitcher	1.000	44	6	13	0	19	1

SUÁREZ'S GAME HIGHS

LOW-HIT CG: N/A... **SHUTOUTS:** N/A... **STRIKEOUTS:** 6 – 6/10/19 vs ARI... **WALKS:** 2 – 6 times, last: 9/5/20 at NYM... **LONGEST OUTING:** 5.0 inn. – 7/26/18 at CIN... **WINNING STREAK:** 3 games – 2 times, last: 8/15-9/27/19... **LOSING STREAK:** N/A... **SCORELESS STREAK:** 11.1 inn. – 8/23-9/20/19



RONALD TORREYES

Infielder

74

B-T: R-R

HT: 5-8; **WT:** 155

OPENING DAY AGE: 28

BORN: September 2, 1992, Libertador de Barinas, VZ

RESIDES: Brandon, FL

ML SERVICE: 3 years, 6 days

HOW OBTAINED: Signed by Phillies as a minor league free agent, 1/2/20

@ronald_torreyes

Non-Roster Invitee

2020

- Was a non-roster invitee to ML spring training with the Phillies
- Hit .292 (7-24) with two doubles, two walks, one stolen base and a .721 OPS in 14 games during spring training
- Had his contract selected from the club's alternate training site in Lehigh Valley, 9/11; made his Phillies debut that same day at MIA (gm 1), entering the game in the fifth inning to play 2nd base
- Made his first career start and appearance in CF on 9/13 at MIA (gm 2)

2019

- Began the season with Rochester (AAA)
- Of his 79 games with Rochester, had eight 3-hit games
- Primarily played SS (64 starts), but also made starts at 2nd base, 3rd base, LF and RF
- Was placed on the temporarily inactive list, 5/4
- Placed on the restricted list on 5/24 and reinstated, 6/25
- Appeared in seven games with MIN in September

2018

- Made his third consecutive Opening Day roster with NYY
- Had multiple stints with Scranton/Wilkes-Barre (AAA)
- While with Scranton/Wilkes-Barre, was placed on the temporarily inactive list on 6/27 to deal with a family health issue and was reinstated, 7/23
- Had a brief stint with Tampa (A) in late July
- Finished the year with NYY
- Defensively for NYY, made starts at 2nd base (14), 3rd base (5) and SS (5)

2017

- Spent the full season with NYY
- Was NYY's starting shortstop on Opening Day
- Recorded his first career walk-off hit (single) in the 10th inning, 6/23 vs TEX
- Set career highs in games (108), runs scored (35), hits (92), doubles (15), HR (3), RBI (36) and walks (11)
- With 43 starts at 2nd base, 26 at SS and 16 at 3rd base, was one of five ML players to make at least 15 starts at each of those positions (also: NYM's Asdrúbal Cabrera and José Reyes, SD's Yangervis Solarte and SF/BOS' Eduardo Núñez)
- Made his postseason debut in Game 2 of the AL Division Series, 10/6 at CLE

2016

- Made his first career Opening Day roster and spent the entire year in the majors during his first season with NYY
- In his first three games with NYY, went 6-for-9 with three runs scored and two RBI
- Was the defensive replacement at 3rd base for Alex Rodríguez on 8/12 vs TB, which was Rodríguez's final career game

- Slugged his first career HR (Jered Weaver), collected a career-high four hits and scored a career-high three runs on 8/19 at LAA

2015

- Began the season with Fresno (AAA) in HOU's organization
- Traded to TOR, 5/15
- Briefly played for New Hampshire (AA) before being traded to LAD on 6/12
- Had stints with Tulsa (AA) and Oklahoma City (AAA) before being recalled by LAD, 9/13
- Made his ML debut on 9/13 at ARI, entering the game in the fifth inning as a defensive replacement at 2nd base
- Collected his first career hit (double) off Randall Delgado during his ML debut

2014

- Was a non-roster invitee at HOU's ML spring training
- Played the entire regular season with Oklahoma City and led the club in hits, triples, runs, games and at-bats
- Averaged just one strikeout per 19.96 plate appearances (26 SO/519 PA), making him the 2nd-hardest player to strike out in the minor leagues
- Made Pacific Coast League history by setting a new single-season record in the modern era with 21 sacrifice hits

2013

- Opened the season on the IL with a viral infection and was reinstated on 4/12
- Began year with Tennessee (AA) after his IL stint
- Traded to HOU, 7/2
- Spent the remainder of the season with Corpus Christi (AA), where he was one of the three youngest players in the Texas League

2012

- Spent the entire season with Daytona (A)

2011

- Played the whole year with Dayton (A)
- Named a Low Class-A All-Star by *Baseball America*

2010

- Combined to hit .370 with a .999 OPS in 91 games for the Venezuelan Summer League Reds (R), Arizona League Reds (R) and Dayton in his first professional season

PERSONAL

Ronald Alcides Torreyes (pronounced toe-RAY-eh)... Married to Anarelys Melo Delgado (11/4/10); has two sons, Moises David (7/12/13) and David Moises (5/30/19)... **Hobbies:** Spending time with family and playing video games...

Signed by: José Fuentes

RONALD TORREYES' CAREER STATISTICS

YEAR	CLUB	AVG	G	AB	R	H	2B	3B	HR	RBI	SH	SF	HP	BB	SO	SB	CS	OBP	SLG	OPS	E
2010	VSL Reds	.390	67	241	56	94	20	10	4	33	1	4	16	23	11	23	15	.468	.606	1.074	17
	AZL Reds	.349	18	83	13	29	7	1	1	11	2	0	3	1	5	2	2	.379	.494	.873	0
	Dayton	.240	6	25	3	6	2	1	0	2	0	0	0	3	0	0	0	.240	.400	.640	0
2011	Dayton	.356	67	278	53	99	9	5	3	41	7	1	6	14	19	12	7	.398	.457	.855	3
	Daytona	.264	115	421	62	111	23	5	6	47	5	6	10	32	29	13	4	.326	.385	.711	11
2013	Tennessee	.263	65	224	32	59	13	4	2	25	9	4	6	22	15	4	0	.340	.384	.724	3
	Corpus Christi	.278	38	151	19	42	6	2	0	12	4	0	1	6	14	1	1	.310	.344	.654	3
2014	Oklahoma City	.298	126	460	65	137	20	5	2	46	*21	3	10	25	26	12	9	.345	.376	.721	13
	Fresno	.200	19	70	7	14	1	0	0	5	1	0	0	1	9	0	0	.211	.214	.426	5
2015	New Hampshire	.140	16	50	4	7	2	0	0	9	0	0	0	4	2	2	0	.204	.180	.384	0
	Tulsa	.293	62	249	39	73	13	2	4	19	1	2	2	20	23	3	3	.348	.410	.758	7
	Oklahoma City	.306	13	49	10	15	2	1	0	3	0	1	1	2	4	0	0	.340	.388	.727	2
	LOS ANGELES-NL	.333	8	6	1	2	1	0	0	1	1	0	0	1	1	0	0	.429	.500	.929	0
2016	NEW YORK-AL	.258	72	155	20	40	7	4	1	12	1	1	1	10	20	2	1	.305	.374	.680	3
	NEW YORK-AL	.292	108	315	35	92	15	1	3	36	5	4	1	11	43	2	0	.314	.375	.689	4
2018	NEW YORK-AL	.280	41	100	9	28	7	1	0	7	0	0	0	2	16	0	0	.294	.370	.664	2
	Scranton/W-B	.247	26	97	9	24	3	0	0	8	0	1	1	7	11	0	0	.302	.278	.580	0
	Tampa	.286	4	14	2	4	0	0	0	1	0	1	0	0	0	0	0	.267	.286	.552	1
2019	Rochester	.256	79	308	48	79	11	1	11	42	5	1	4	12	33	2	1	.289	.406	.695	4
	Ft. Myers	.222	2	9	0	2	0	0	0	0	0	0	0	2	0	0	0	.222	.222	.444	0
	MINNESOTA	.188	7	16	3	3	0	0	0	1	0	0	1	0	3	1	0	.235	.188	.423	1
2020	PHILLIES	.143	4	7	1	1	1	0	0	0	0	0	0	0	0	0	0	.143	.286	.429	0
Minors Totals		.291	723	2729	422	795	132	37	33	304	52	28	60	169	206	74	43	.343	.403	.746	69
AL Totals		.278	228	586	67	163	29	6	4	56	6	5	3	23	82	5	1	.306	.369	.675	10
NL Totals		.231	12	13	2	3	2	0	0	1	1	0	0	1	1	0	0	.286	.385	.670	0
ML Totals		.277	240	599	69	166	31	6	4	57	7	5	3	24	83	5	1	.306	.369	.675	10

* League leader

TORREYES' DIVISION SERIES STATISTICS

YEAR	CLUB, OPP	AVG	G	AB	R	H	2B	3B	HR	RBI	SH	SF	HP	BB	SO	SB	CS	OBP	SLG	OPS	E
2017	NY, CLE	.000	1	1	0	0	0	0	0	0	0	0	0	0	1	0	0	.000	.000	.000	0

TORREYES' LEAGUE CHAMPIONSHIP SERIES STATISTICS

YEAR	CLUB, OPP	AVG	G	AB	R	H	2B	3B	HR	RBI	SH	SF	HP	BB	SO	SB	CS	OBP	SLG	OPS	E
2017	NY, HOU	---	1	0	0	0	0	0	0	0	0	0	0	0	0	0	0	---	---	---	0

TORREYES' CAREER TRANSACTIONS

- Signed by Cincinnati Reds as an amateur free agent, February 23, 2010
- Traded to Chicago Cubs with Dave Sappelt (of) and Travis Wood (lhp) for Sean Marshall (lhp), December 23, 2011
- Traded to Houston Astros for two international bonus pool slots, July 2, 2013
- Traded to Toronto Blue Jays for cash considerations, May 15, 2015
- Traded to Los Angeles Dodgers for cash considerations, June 12, 2015
- Traded to New York Yankees with Tyler Olson (lhp) for Rob Segedin (inf/of) and cash considerations, January 12, 2016
- Claimed off waivers by Los Angeles Angels, January 25, 2016
- Claimed off waivers by New York Yankees, February 1, 2016
- Traded to Chicago Cubs for cash considerations, November 28, 2018
- Signed by Minnesota Twins as a free agent, December 6, 2018
- Signed by Philadelphia as a minor league free agent, January 2, 2020

TORREYES' CAREER FIELDING

POSITION	PCT	G	PO	A	E	TC	DP
Second base	.993	94	126	162	2	290	34
Third base	.968	75	23	129	5	157	12
Shortstop	.982	68	50	116	3	169	19
Outfield	1.000	5	3	0	0	3	0

TORREYES' GAME HIGHS

HITS: 4 – 3 times, last: 8/23/17 at DET... **RUNS:** 3 – 2 times, last: 6/30/17 at HOU... **DOUBLES:** 2 – 2 times, last: 9/25/17 vs KC...
TRIPLES: 1... **HOME RUNS:** 1... **RBI:** 3 – 7/30/17 vs TB... **WALKS:** 2 – 6/30/17 at HOU... **STOLEN BASES:** 2 – 7/1/17 at HOU...
HITTING STREAK: 9 games – 4/7-27/18



VINCE VELASQUEZ

Right-Handed Pitcher

21

B-T: R-R

HT: 6-3; **WT:** 212

OPENING DAY AGE: 28

BORN: June 7, 1992, Montclair, CA

RESIDES: Pomona, CA

ML SERVICE: 5 years, 86 days

HOW OBTAINED: Acquired from Houston Astros with Mark Appel, Brett Oberholtzer, Thomas Eshelman and Harold Arauz for Ken Giles and Jonathan Arauz, 12/12/15

@vjvelasquezrhp
 @vinnyvelasquez28

2020

- Made his 100th career start in his season debut, 7/26 vs MIA
- Posted a 3.78 ERA (7 ER, 16.2 IP) in four appearances (3 starts) from 8/30-9/19
- Struck out nine and walked none on 9/8 vs BOS, marking his first such start since his 16-strikeout shutout on 4/14/16 vs SD
- Had a 29.9% strikeout rate (46 SO, 154 BF) and averaged 12.18 SO/9.0 IP (46 SO, 34.0 IP)
- Made seven starts and two relief appearances

2019

- Allowed two runs or fewer and pitched at least 5.0 innings in each of his first four starts, posting a 2.08 ERA (5 ER, 21.2 IP)
- Carried a no-hitter through 5.2 innings on 4/14 at MIA, the fourth time he had carried a no-hitter through at least 5.0 innings since the start of 2018
- Was on the 10-day IL, 5/8-23, with a right forearm strain
- On 6/22 vs MIA, recorded the first start by a Phillie with at least 5.0 IP and one or zero base runners since Roy Halladay's perfect game on 5/29/10 and one of only 15 such games by any Phillie since 1908
- On 6/28 at MIA, struck out his 500th career batter, accomplishing the feat in 457.0 career innings pitched
- Clubbed his first career home run on 6/28 at MIA (Eliesser Hernandez)
- On 8/2 vs CWS, entered the game as a pinch-runner and went on to play 2.0 innings in left field, his first career appearance as a position player
- Became the first ML pitcher to record an outfield assist in a game since 5/17/1950, when Ned Garver did so for the St. Louis Browns
- Made 10 relief appearances between April and June, posting a 0.93 ERA (1 ER, 9.2 IP) in nine of those 10 (4 ER, 0.2 IP in the other)
- Overall, posted a 4.96 ERA (59 ER, 107.0 IP) as a starter and 4.35 ERA (5 ER, 10.1 IP) in relief
- Made only eight of his 23 starts at home and allowed three runs or fewer in six of them
- As a batter, hit .233 (7-30), 3 RBI, 2 BB
- Joined Cole Hamels as the only Phillies pitchers over the last 20 years (since 2000) to bat at least .200 in three separate seasons (min. 35 PA per season)

2018

- Made his third career and third consecutive Opening Day roster
- Posted a 2.34 ERA (11 ER, 42.1 IP) with one HR allowed in eight road starts, 5/5-8/21
- On 5/10 vs SF became the first Phillies pitcher with 12 or more strikeouts and multiple hits at the plate since 9/16/13 (Cliff Lee, 14 SO, 3 H)

- Tied a career-high three-game winning streak, 5/5-17
- Went 3-1 with a 2.30 ERA (7 ER, 27.1 IP) and 36 SO in five May starts; it was the lowest ERA of any month in his career (min. 5 starts)
- Carried a no-hitter through at least 5.0 innings three separate times (5/28 at LAD, 6/14 vs COL, 7/22 vs SD), something all Phillies did three times from 2013-17
- Was on the 10-day IL, 7/1-10, with a right forearm contusion after being struck with a line drive
- Earned a win in relief on 7/24 vs LAD, two days after earning a win in a start; it was his first game in relief since 10/2/15 at ARI and first career win in relief
- Posted a 0.95 ERA (2 ER, 19.0 IP) in July, the lowest ERA among any NL pitcher with at least 15.0 IP, and 4th-lowest in MLB
- Became the first Phillies starter to go eight straight starts without allowing a home run (6/30-8/21) since Roy Halladay went 10 straight, 7/24-9/14/11
- Issued one walk or none in nine of 13 starts from 6/30-9/20
- Surrendered only two home runs in 59.2 IP over parts of his final 16 appearances (15 starts) of the season
- His 0.52 HR/9.0 IP (3 HR, 52.1 IP) following the All-Star break was 10th among all ML starters (min. 10 starts)
- Held RHH to a .211/.298/.308 slash line and was the only pitcher in baseball to face at least 300 RHH and allow three HR or fewer
- Allowed four hits or fewer in 16 of his starts, joining Aaron Nola (19 in 2018) and Grover Cleveland Alexander (16 in 1915) as the only Phillies to do so since 1908
- Became the fourth Phillie of the season to make 30 starts, marking the sixth time in franchise history they accomplished that feat (last: 2008)

2017

- Made his second consecutive Opening Day roster
- Struck out 10 batters in 4.0 innings in his season debut on 4/7 vs WSH, becoming the first Phillie in the modern era (since 1900) to finish a game with 10 or more strikeouts and 4.0 or fewer IP
- Was the first Phillies starter with 10 or more SO in the first 4.0 innings of a game since Cole Hamels, 7/24/06 vs ATL
- Was on the 10-day IL, 5/31-7/17, with a right flexor strain; included rehab assignments to Lehigh Valley (AAA), Reading (AA) and Clearwater (A), 7/1-17
- Had a 2.96 ERA (9 ER, 27.1 IP) in six starts from 5/25-8/4
- Stranded 74.4% of the runners he allowed on base, the 3rd-best percentage of all Phillies starters (min. 5 starts)
- Placed on the 10-day IL on 8/11 with a right middle finger injury; transferred to the 60-day IL on 8/22
- Had surgery on his right middle finger on 9/6 (Dr. Gregory Pearl) and missed the remainder of the season

2016

- Made his first Opening Day roster
- Went 8-2, 3.15 ERA through his first 16 starts and 0-4, 5.96 ERA in his final eight starts
- Collected nine strikeouts on 4/9 at NYM, most by a starter in his Phillies debut since Roy Halladay (4/5/10 at WSH, 9 SO)
- Had a 15.0-inning scoreless streak to begin his Phillies career, the longest since Marty Bystrom's 19.0-inning streak in 1980
- Struck out 16 batters in a three-hit SHO, 4/14 vs SD
- His 16 SO were the 3rd-most in Phillies history and the 2nd-most in a 9.0-inning game
- Became the fourth ML pitcher since 1893 to throw a SHO with 16 or more SO, zero walks and allow three hits or fewer (others: Kerry Wood, 5/6/98 vs HOU; Roger Clemens, 8/25/98 vs KC and Max Scherzer, 10/3/15 at NYM)
- Was the third pitcher in ML history aged 23 or younger to throw a SHO with zero walks and 16 or more SO (others: Doc Gooden, 9/12/84 vs PIT and Kerry Wood, 5/6/98 vs HOU)
- His 25 SO through his first two career starts with the Phillies were the most in franchise history (previous: Jim Bunning, 20 SO, 4/15-24/64)
- Had three double-digit SO games: 4/14 vs SD, 5/17 vs MIA and 8/16 vs LAD
- Was on the 15-day IL, 6/9-26 (right biceps strain); made one rehab start for Reading

2015

- Entered the season ranked as the No. 4 prospect in HOU's system by *Baseball America*
- Attended his first ML spring training camp with HOU, but did not make an appearance after suffering a strained right lat
- Began the season on the 7-day IL and rehabbed in extended spring training
- Activated on 5/8 and transferred to Corpus Christi (AA)
- Went 3-0, 1.37 ERA (4 ER, 26.1 IP) in five starts from 5/8-6/2
- Had his contract selected on 6/10 and made his ML debut that day at CWS (5.0 IP, 3 H, 4 BB, 5 SO)
- Did not record a decision in each of his first five starts, despite leaving all five with a lead
- Earned his first ML win, 7/21 vs BOS
- Allowed three ER or fewer in five of his seven starts with HOU
- Made his first career relief appearance, 7/26 at KC
- Was optioned to Corpus Christi for two stints: 7/7-20 and 8/1-19

2014

- Prior to the season, was ranked as the No. 6 prospect in HOU's system by *Baseball America*
- Started Opening Day for Lancaster (A), his third straight Opening Day start
- Was twice named California League Pitcher of the Week: 4/3-13 and 8/11-17
- Averaged 12.79 SO/9.0 IP (91 SO, 64.0 IP)
- Went 4-0, 3.13 ERA (8 ER, 23.0 IP) in six April games (3 GS)
- Placed on the 7-day IL on 5/10 (strained groin)
- Rehabbed with the Gulf Coast League Astros (R) before being activated on 7/28
- Missed his final scheduled start of the season with a strained right lat
- Went 1-0, 3.00 ERA (4 ER, 12.0 IP) with 13 SO in the postseason for Lancaster
- Following the season, pitched for Salt River in the Arizona Fall League

2013

- Began the season with Quad Cities (A)
- Led the Midwest League in SO/9.0 IP (10.06) and T-2nd in SO (123)
- Went 8-3, 2.59 ERA (24 ER, 83.1 IP) in 16 starts
- Promoted to Lancaster on 8/20 and made three starts
- Combined to go 9-6, 3 SV, 3.54 ERA (49 ER, 124.2 IP) with 142 SO between the two levels

2012

- Made the Opening Day start for Tri-City (A), 6/18 at Vermont (W, 5.0 IP)
- Averaged 10.05 SO/9.0 IP (51 SO, 45.2 IP)

2011

- Missed the entire season while recovering from Tommy John surgery

2010

- Made his pro debut with Greeneville (R)
- Following the season, was ranked as the No. 11 prospect in the Appalachian League by *Baseball America*
- Underwent Tommy John surgery on his right elbow on 9/22 (Dr. Thomas Mehlhoff)

PERSONAL

Vincent John Velasquez (pronounced veh-LAS-kehzh)... 2010 graduate of Garey High School (CA)... Played shortstop and pitched in high school... Was a three-time All-Mt. Baldy League First-Team Infielder... Was named team MVP in 2009 in his junior season; went 6-1, 1.89 ERA on the mound and batted .608 with 14 2B, 29 RBI and 18 steals that season...

Signed by: Tim Costic



VINCE VELASQUEZ'S CAREER STATISTICS

YEAR	CLUB	W-L	ERA	G	GS	CG	SHO	SV	IP	H	R	ER	HR	HB	BB	SO	WP	BK	AVG
2010	Greeneville	2-2	3.07	8	6	0	0	0	29.1	24	12	10	4	2	5	25	0	0	.216
2011	Injured – Did not pitch																		
2012	Tri-City	4-1	3.35	9	9	0	0	0	45.2	37	19	17	2	3	17	51	4	2	.223
2013	Quad Cities	9-4	3.19	25	16	0	0	3	110.0	90	43	39	7	6	33	123	5	1	.221
	Lancaster	0-2	6.14	3	3	0	0	0	14.2	14	10	10	2	2	8	19	1	0	.259
2014	Lancaster	7-4	3.74	15	10	0	0	0	55.1	45	24	23	6	3	23	72	2	0	.223
	GCL Astros	0-1	2.08	3	3	0	0	0	8.2	5	2	2	0	3	2	19	0	0	.167
2015	Corpus Christi	4-0	1.91	9	5	0	0	0	33.0	20	9	7	2	1	13	45	1	0	.175
	HOUSTON	1-1	4.37	19	7	0	0	0	55.2	50	28	27	5	2	21	58	3	0	.240
2016	PHILLIES	8-6	4.12	24	24	1	1	0	131.0	129	64	60	21	1	45	152	3	0	.263
	Reading+	1-0	1.80	1	1	0	0	0	5.0	2	1	1	0	1	3	0	0	.118	
2017	PHILLIES	2-7	5.13	15	15	0	0	0	72.0	74	44	41	15	3	34	68	2	1	.270
	Clearwater+	0-1	1.80	1	1	0	0	0	5.0	2	1	1	1	0	1	5	0	0	.125
	Lehigh Valley+	0-0	4.50	1	1	0	0	0	2.0	1	1	1	0	0	1	0	0	0	.200
	Reading+	0-0	6.00	1	1	0	0	0	3.0	3	3	2	1	0	1	4	0	0	.250
2018	PHILLIES	9-12	4.85	31	30	0	0	0	146.2	138	83	79	16	8	59	161	9	0	.250
2019	PHILLIES	7-8	4.91	33	23	0	0	0	117.1	120	69	64	26	9	43	130	5	0	.262
2020	PHILLIES	1-1	5.56	9	7	0	0	0	34.0	36	21	21	5	3	17	46	0	0	.269
Minors Totals		27-15	3.26	76	56	0	0	3	311.2	243	125	113	26	20	105	366	13	3	.214
AL	Totals	1-1	4.37	19	7	0	0	0	55.2	50	28	27	5	2	21	58	3	0	.240
NL	Totals	27-34	4.76	112	99	1	1	0	501.0	497	281	265	83	24	198	557	19	1	.260
ML	Totals	28-35	4.72	131	106	1	1	0	556.2	547	309	292	88	26	219	615	22	1	.258

+ Rehab assignment

VELASQUEZ'S MAJOR LEAGUE HITTING TOTALS

	AVG	AB	R	H	2B	3B	HR	RBI	SH	SF	HP	BB	SO	SB	CS	E
2019	.233	30	2	7	0	0	1	3	4	0	0	2	9	0	0	4
Career	.224	134	9	30	2	0	1	5	12	0	0	4	40	0	0	10

VELASQUEZ'S CAREER TRANSACTIONS

- Selected by Houston Astros in 2nd round of June 2010 draft
- Traded to Philadelphia with Mark Appel (rhp), Brett Oberholtzer (lhp), Thomas Eshelman (rhp) and Harold Arauz (rhp) for Ken Giles (rhp) and Jonathan Arauz (inf), December 12, 2015
- On injured list with a right biceps strain, June 9-26, 2016; included a rehab assignment to Reading, June 21-26
- On injured list with a right flexor strain, May 31-July 17, 2017; included rehab assignments to Lehigh Valley, July 1-5; Reading, July 6-12; and Clearwater, July 13-17
- On injured list with a right middle finger injury, August 11, 2017 through the remainder of the season
- On injured list with a right forearm contusion, July 1-10, 2018
- On injured list with a right forearm strain, May 8-23, 2019

VELASQUEZ'S CAREER FIELDING

POSITION	PCT	G	PO	A	E	TC	DP
Pitcher	.902	131	29	63	10	102	7
Outfield	1.000	1	1	1	0	2	0

VELASQUEZ'S GAME HIGHS

LOW-HIT CG: 3 – 4/14/16 vs SD... **SHUTOUTS:** 1 – 4/14/16 vs SD... **STRIKEOUTS:** 16 – 4/14/16 vs SD... **WALKS:** 6 – 8/4/17 at COL... **LONGEST OUTING:** 9.0 inn. – 4/14/16 vs SD... **WINNING STREAK:** 3 games – 6 times, last: 8/16-9/17/19... **LOSING STREAK:** 6 games – 2 times, last: 5/6/17-3/31/18... **SCORELESS STREAK:** 15.0 inn. – 2 times, last: 7/11-28/18



MATT VIERLING

Outfielder

76

B-T: R-R

HT: 6-2; **WT:** 215

OPENING DAY AGE: 24

BORN: September 16, 1996, St. Louis, MO

RESIDES: St. Louis, MO

HOW OBTAINED: Selected by Phillies in 5th round of June 2018 draft

@matt_vierling24

Non-Roster Invitee

2020

- Batted .429 (3-7) with two RBI and three walks in seven spring training games with the Phillies
- Participated in Florida Instructional League

2019

- Spent the entire season with Clearwater (A)
- Named a Florida State League midseason All-Star and started the ASG in LF
- Was T-9th in the FSL in SB (22)
- Slashed .310/.389/.488 in 22 April games

2018

- Posted a .321/.365/.496 slash line in 62 combined games between Williamsport (A) and Lakewood (A) in his first professional season
- Began the season at Williamsport and hit safely in 11 of his 12 games there, including seven multi-hit efforts
- Promoted to Lakewood on 7/2 for the rest of the season
- Overall, batted .397 (29-73) against LHP
- Defensively, played games in LF (22), CF (11) and RF (17)
- Appeared in all six of Lakewood's postseason games
- Participated in FIL

PERSONAL

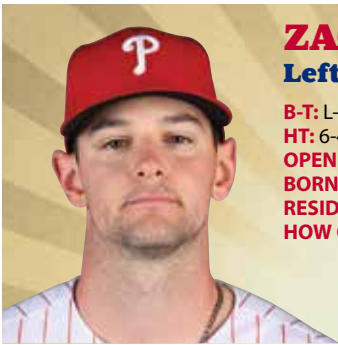
Matthew Gregory Vierling... 2015 graduate of Christian Brothers College High School (MO)... Attended University of Notre Dame (IN)... **Signed by:** Justin Morgenstern

MATT VIERLING'S CAREER STATISTICS

YEAR	CLUB	AVG	G	AB	R	H	2B	3B	HR	RBI	SH	SF	HP	BB	SO	SB	CS	OBP	SLG	OPS	E
2018	Williamsport	.420	12	50	8	21	3	1	1	6	0	0	0	3	2	2	1	.453	.580	1.033	1
	Lakewood	.293	50	184	24	54	15	0	6	25	2	3	5	10	38	5	5	.342	.473	.814	0
2019	Clearwater	.232	118	431	41	100	23	2	5	41	1	8	9	34	94	22	5	.297	.329	.626	3
2020	Did not play																				
Minors Totals		.263	180	665	73	175	41	3	12	72	3	11	14	47	134	29	11	.320	.388	.708	4

VIERLING'S CAREER TRANSACTIONS

- Selected by St. Louis Cardinals in 30th round of June 2015 draft, but did not sign
- Selected by Philadelphia in 5th round of June 2018 draft



ZACH WARREN

Left-Handed Pitcher

97

@zdub.23

B-T: L-L

HT: 6-4; **WT:** 205

OPENING DAY AGE: 24

BORN: June 9, 1996, Vineland, NJ

RESIDES: Vineland, NJ

HOW OBTAINED: Selected by Phillies in 14th round of June 2017 draft

Non-Roster Invitee

2020

- Was a non-roster invitee to ML spring training, but was not in the Phillies' player pool

2019

- Spent the season with Clearwater (A)
- Was on the IL, 4/17-27, with a concussion
- Had a 16.1-inning scoreless streak, 5/26-6/30, during which he struck out 24 batters
- Struck out three or more batters in 13 of his appearances and at least one in 36 of 40
- Averaged 12.00 SO/9.0 IP (80 SO, 60.0 IP)
- Following the season, pitched for Scottsdale in the Arizona Fall League

2018

- Spent the entire season with Lakewood (A)
- Ranked 2nd in the South Atlantic League in saves (15), 4th in games finished (28) and 6th in games (39)
- Was 2nd in SO/9.0 IP (15.88) and 3rd in OPP AVG (.172) among qualifying SAL relievers
- Named Phillies Minor League Pitcher of the Month for August
- Selected as Phillies Minor League Co-Pitcher of the Week, 8/27-9/3

- Finished T-3rd in saves among all Phillies minor league pitchers
- In 21 games following the All-Star break, posted a 0.68 ERA (2 ER, 26.1 IP) with 56 SO, a .126 OPP AVG and converted all 14 of his save opportunities
- Recorded at least one strikeout in 38 of his 39 relief appearances
- Limited LHH to a .115 AVG (9-78) and .154 SLG

2017

- Began his professional career with Williamsport (A)
- Averaged 10.91 SO/9.0 IP (40 SO, 33.0 IP)
- Held LHH to a .149 AVG (7-47)
- Ended the season riding a 14.2-inning scoreless streak, which began on 8/17
- Participated in Florida Instructional League

PERSONAL

Zachary William Warren... Married, wife's name is Sarah (10/17/20)... 2014 graduate of St. Augustine Preparatory School (NJ)... Attended the University of Tennessee...

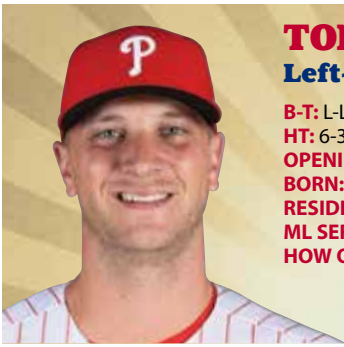
Hobbies: Cooking, golfing, playing fetch with his dog, Bennett, and fishing... **Signed by:** Timi Moni

ZACH WARREN'S CAREER STATISTICS

YEAR	CLUB	W-L	ERA	G	GS	CG	SHO	SV	IP	H	R	ER	HR	HB	BB	SO	WP	BK	AVG
2017	Williamsport	0-3	3.00	16	0	0	0	0	33.0	29	14	11	0	0	15	40	5	0	.236
2018	Lakewood	3-2	1.91	39	0	0	0	15	56.2	33	15	12	2	3	28	100	9	0	.172
2019	Clearwater	1-3	3.30	40	0	0	0	7	60.0	43	25	22	2	1	38	80	15	0	.199
2020	Did not pitch																		
Minors Totals		4-8	2.71	95	0	0	0	22	149.2	105	54	45	4	4	81	220	29	0	.198

WARREN'S CAREER TRANSACTIONS

- Selected by Pittsburgh Pirates in 23rd round of June 2014 draft, but did not sign
- Selected by Philadelphia in 14th round of June 2017 draft



TONY WATSON

Left-Handed Pitcher

52

B-T: L-L

HT: 6-3; **WT:** 218

OPENING DAY AGE: 35

BORN: May 30, 1985, Sioux City, IA

RESIDES: Lakewood Ranch, FL

ML SERVICE: 9 years, 101 days

HOW OBTAINED: Signed by Phillies as a minor league free agent, 2/17/21

Non-Roster Invitee

2020

- Spent his third straight season with SF
- Held opponents to a .191 AVG (13-68), including a .174 mark (4-23) against LHH
- Posted a 0.89 WHIP (3 BB, 13 H in 18.0 IP)
- Finished 7th in WHIP among left-handed relievers in MLB (min. 18.0 IP)
- With runners on base, limited opponents to a .138 AVG (4-29) and .403 OPS
- From 8/8-9/23, had 15 straight scoreless appearances (13.2 IP) and allowed only one walk while holding opposing hitters to a .149 AVG
- On 8/30 at ARI, entered the game in the seventh inning in relief of Johnny Cueto and earned the win despite not facing a batter as SF got out of the inning on a caught stealing; became just the third SF pitcher since 1901 to be credited with a win while not facing a batter

2019

- Completed his second season with SF
- Made his eighth consecutive Opening Day roster
- His 25 holds were T-3rd in the NL
- From May-June, posted a 1.85 ERA (5 ER, 24.1 IP) in 25 games while holding opposing batters to a .198 AVG
- Matched his career high with four runs allowed on 8/9 vs PHI; faced five PHI batters and did not record an out
- Suffered a small fracture in his left wrist when he made a diving tag on STL's Kolten Wong on 9/4, a play that saved SF's 9-8 victory
- Was placed on the 60-day IL, 9/15, and missed the remainder of the season

2018

- Was his first season with SF
- Finished 3rd among left-handed relievers in the NL with 72 strikeouts
- His 32 holds were T-3rd in MLB and his 72 games were T-12th in the NL
- Had his 19.0-inning scoreless streak snapped on 7/11 vs CHI after allowing a solo homer to Javier Báez; it also marked his first run allowed at home during the season, snapping his home scoreless streak at 20.2 innings
- Went 2-2 with a 1.50 ERA (7 ER, 42.0 IP) and 0.90 WHIP over his first 42 games
- Posted a 1.36 ERA (5 ER, 33.0 IP) at home compared to a 3.82 ERA (14 ER, 33.0 IP) on the road

2017

- Began the season with PIT and converted each of his first seven save opportunities
- Was traded to LAD on 7/31
- Combined to make 71 appearances for PIT and LAD, posting a 3.38 ERA (25 ER, 66.2 IP) with 10 saves
- In 11 postseason games, went 2-0 with a 2.57 ERA (2 ER, 7.0 IP)
- Earned both of his postseason wins over five appearances (3.2 IP) against HOU in the World Series and did not allow an earned run

2016

- Was his last full season with PIT
- Had a career-high 15 saves
- Was on the paternity list from 5/25-27 for the birth of his son, Theodore
- Posted a 0.42 ERA (1 ER, 21.1 IP) in 22 appearances from 6/7-8/2
- Tied PIT club record with 10 saves during the month of August and ranked 2nd in the NL for the month (Aroldis Chapman, 11)
- Appeared in his 400th career game, 9/20 at MIL, becoming just the eighth pitcher to make 400 or more appearances with PIT

2015

- Spent the season with PIT
- Made 17 straight scoreless appearances (19.0 IP) from 4/22-5/30
- Appeared in his 300th career game, 7/20 at KC
- 29 of his final 30 appearances were scoreless, as he posted a 0.61 ERA (2 ER, 29.2 IP) from 7/31-end of the season
- Was PIT's recipient of the MLBPA Heart and Hustle Award

2014

- Established career bests in appearances (78), ERA (1.63), wins (10), innings pitched (77.1) and strikeouts (81) with PIT
- Was selected as an NL All-Star for the first time in his career
- Threw one pitch in the All-Star Game and retired José Abreu on a flyout
- Led all NL left-handed relievers in ERA
- His 10 wins were the most by a PIT relief pitcher since Jeff Robinson (11 wins) in 1988
- Singled off Carlos Torres for his first ML hit on 5/26 at NYM
- Was named the winner of the Steve Blass Award as voted upon by the local chapter of the BBWAA; created in 2012, the award goes to the top pitcher on the team

2013

- Pitched for PIT
- Ranked 6th among NL left-handed relief pitchers in ERA (2.39)
- Held RHH to a .192 AVG (30-156) and LHH to a .206 AVG (21-102)
- Posted a 0.69 ERA (2 ER, 26.0 IP) and had a .189 OPP AVG in 28 appearances after the All-Star break
- Pitched the final 2.0 innings on 4/25 at PHI and earned his first ML save

2012

- Spent his first full season in the majors, leading PIT in appearances (68)
- Held opposing hitters to a .198 AVG (37-187), with LHH hitting .183 (17-93) against him
- Recorded a 1.71 ERA (5 ER, 26.1 IP) in his final 31 appearances

2011

- Began the season with Indianapolis (AAA)
- Made his ML debut on 6/8 vs ARI
- Was optioned to Indianapolis on 8/6 before being recalled by PIT for a final time on 8/20
- Tossed a scoreless inning vs CIN on 8/20 and earned his first ML victory

2010

- Spent the entire season with Altoona (AA)
- Was the starter and winner at Trenton on 9/18 in the Eastern League championship-clinching game

2009

- Briefly pitched for Altoona, but missed most of the season with left elbow tendinitis
- Following the season, made 11 relief appearances with Scottsdale in the Arizona Fall League and posted a 2.13 ERA (3 ER, 12.2 IP)

2008

- Pitched for Lynchburg (A)
- Led Carolina League in innings pitched (151.2) and ranked 6th in ERA (3.56)
- Tossed 7.0 no-hit innings at Potomac on 7/19

2007

- Began his professional career with State College (A)
- Finished the season with Hickory (A)
- Was named a New York-Penn League midseason All-Star

PERSONAL

Anthony Michael Watson... Married, wife's name is Cassie (11/3/12); has one daughter, Wynn (12/26/14), and one son, Theodore (5/25/16)... 2003 graduate of Dallas Center-Grimes High School (IA), where he played baseball, football and basketball... Won the Bob Feller Award as the Iowa High School Pitcher of the Year in 2003 after throwing three no-hitters... In 2016, became the first alum to have his jersey retired by the high school... 2007 graduate of University of Nebraska-Lincoln... His great-uncle, Tom Offenburger, served as an aide to Martin Luther King Jr... **Signed by:** Mike Leuzinger

TONY WATSON'S CAREER STATISTICS

YEAR	CLUB	W-L	ERA	G	GS	CG	SHO	SV	IP	H	R	ER	HR	HB	BB	SO	WP	BK	AVG
2007	State College	6-1	2.52	10	10	0	0	0	53.2	47	17	15	4	1	7	40	1	0	.230
	Hickory	1-1	3.86	3	3	0	0	0	14.0	14	6	6	2	2	1	18	0	0	.264
2008	Lynchburg	8-12	3.56	28	28	0	0	0	*151.2	149	70	60	16	9	36	104	1	0	.259
2009	Altoona	0-3	8.22	5	5	0	0	0	15.1	22	18	14	2	0	11	14	0	0	.344
2010	Altoona	6-4	2.67	34	9	0	0	2	111.1	82	33	33	11	5	24	105	2	0	.203
2011	Indianapolis	3-3	2.36	26	1	0	0	0	34.1	24	10	9	2	2	11	35	2	0	.194
	PITTSBURGH	2-2	3.95	43	0	0	0	0	41.0	34	18	18	6	1	20	37	0	0	.228
2012	PITTSBURGH	5-2	3.38	68	0	0	0	0	53.1	37	21	20	5	1	23	53	1	0	.198
2013	PITTSBURGH	3-1	2.39	67	0	0	0	2	71.2	51	19	19	5	6	12	54	2	0	.198
2014	PITTSBURGH	10-2	1.63	*78	0	0	0	2	77.1	64	16	14	5	6	15	81	0	0	.232
2015	PITTSBURGH	4-1	1.91	77	0	0	0	1	75.1	55	17	16	3	4	17	62	1	0	.205
2016	PITTSBURGH	2-5	3.06	70	0	0	0	15	67.2	52	26	23	10	3	20	58	0	0	.215
2017	PITTSBURGH	5-3	3.66	47	0	0	0	10	46.2	57	20	19	7	3	14	35	0	0	.305
	LOS ANGELES-NL	2-1	2.70	24	0	0	0	0	20.0	15	6	6	2	2	6	18	0	0	.208
	PIT/LAD	7-4	3.38	71	0	0	0	10	66.2	72	26	25	9	5	20	53	0	0	.278
2018	SAN FRANCISCO	4-6	2.59	72	0	0	0	0	66.0	54	19	19	4	1	14	72	0	0	.224
2019	SAN FRANCISCO	2-2	4.17	60	0	0	0	0	54.0	56	26	25	9	5	12	41	1	0	.264
2020	SAN FRANCISCO	1-0	2.50	21	0	0	0	2	18.0	13	8	5	3	1	3	15	0	0	.191
Minors Totals		24-24	3.24	106	56	0	0	2	380.1	338	154	137	37	19	90	316	6	0	.238
ML	Totals	40-25	2.80	627	0	0	0	32	591.0	488	196	184	59	33	156	526	5	0	.226

* League leader

WATSON'S WILD CARD SERIES STATISTICS

YEAR	CLUB, OPP	W-L	ERA	G	GS	CG	SHO	SV	IP	H	R	ER	HR	HB	BB	SO	WP	BK	AVG
2013	PIT, CIN	0-0	9.00	1	0	0	0	0	1.0	2	1	1	1	0	0	0	0	0	.400
2015	LAD, CHC	0-0	4.50	1	0	0	0	0	1.0	0	0	0	0	1	0	1	0	0	.000
WC	Totals	0-0	4.50	2	0	0	0	0	2.0	2	1	1	1	1	0	1	0	0	.250

WATSON'S DIVISION SERIES STATISTICS

YEAR	CLUB, OPP	W-L	ERA	G	GS	CG	SHO	SV	IP	H	R	ER	HR	HB	BB	SO	WP	BK	AVG
2013	PIT, STL	0-0	0.00	3	0	0	0	0	3.0	2	0	0	0	0	1	1	0	0	.182
2017	LAD, ARI	0-0	18.0	0	0	0	0	0	1.0	3	2	2	0	0	0	0	0	0	.500
DS	Totals	0-0	4.50	0	0	0	0	0	4.0	5	2	2	0	0	1	1	0	0	.294

WATSON'S LEAGUE CHAMPIONSHIP SERIES STATISTICS

YEAR	CLUB, OPP	W-L	ERA	G	GS	CG	SHO	SV	IP	H	R	ER	HR	HB	BB	SO	WP	BK	AVG
2017	LAD, CHC	0-0	0.00	0	0	0	0	0	2.1	0	0	0	0	0	0	2	0	0	.000

WATSON'S WORLD SERIES STATISTICS

YEAR	CLUB, OPP	W-L	ERA	G	GS	CG	SHO	SV	IP	H	R	ER	HR	HB	BB	SO	WP	BK	AVG
2017	LAD, HOU	2-0	0.00	0	0	0	0	0	3.2	2	1	0	0	1	1	1	0	0	.167

WATSON'S ALL-STAR GAME STATISTICS

YEAR	CLUB, SITE	W-L	ERA	G	GS	CG	SHO	SV	IP	H	R	ER	HR	HB	BB	SO	WP	BK	AVG
2014	NL, MIN	0-0	0.00	1	0	0	0	0	0.1	0	0	0	0	0	0	0	0	0	.000

WATSON'S MAJOR LEAGUE HITTING TOTALS

	AVG	AB	R	H	2B	3B	HR	RBI	SH	SF	HP	BB	SO	SB	CS	E
Career	.143	7	0	1	0	0	0	0	3	0	0	0	6	0	0	5

WATSON'S CAREER TRANSACTIONS

- Selected by Florida Marlins in 23rd round of June 2003 draft, but did not sign
- Selected by Baltimore Orioles in 17th round of June 2006 draft, but did not sign
- Selected by Pittsburgh Pirates in 9th round of June 2007 draft
- Traded to Los Angeles Dodgers for Oneil Cruz (inf) and Angel German (rhp), July 31, 2017
- Signed by San Francisco Giants as a free agent, February 19, 2018
- On injured list with a small fracture in left wrist, September 15, 2019 through the end of the season
- Signed by Philadelphia as a minor league free agent, February 17, 2021

WATSON'S CAREER FIELDING

POSITION	PCT	G	PO	A	E	TC	DP
Pitcher	.963	627	36	93	5	134	7

WATSON'S GAME HIGHS

STRIKEOUTS: 4 – 2 times, last: 6/30/13 vs MIL... **WALKS:** 3 – 2 times, last: 8/18/19 at ARI... **LONGEST OUTING:** 3.0 inn. – 3 times, last: 8/15/13 at STL... **WINNING STREAK:** 7 games – 6/30/13-5/26/14... **LOSING STREAK:** 3 games – 6/1-7/10/16... **SCORELESS STREAK:** 23.2 inn. – 8/6/13-4/6/14



ZACK WHEELER

Right-Handed Pitcher

45

B-T: L-R

HT: 6-4; **WT:** 195

OPENING DAY AGE: 30

BORN: May 30, 1990, Smyrna, GA

RESIDES: Dallas, GA

ML SERVICE: 7 years, 98 days

HOW OBTAINED: Signed by Phillies as a free agent, 12/9/19

CONTRACT STATUS: Signed a five-year contract on 12/9/19, taking him through 2024

@Wheelerpro45
 @wheelerpro45

2020

- Among NL starters, was 2nd in OPP GIDP (13), 3rd in HR/9.0 IP (0.38, 7th in MLB), T-5th in winning % (.667), 6th in BB/9.0 IP (2.03) & walk rate (5.6%), 8th in ERA (2.92), T-8th in quality starts (7) and 9th in IP (71.0)
- His 2.9 bWAR was the 2nd-highest among NL pitchers, percentage points behind Max Fried (2.9), and was 4th in MLB behind Shane Bieber (3.2), Hyun-Jin Ryu (3.0) and Fried
- Was only the second Phillies pitcher in the modern era (since 1900) to start a season with 10 straight starts (no relief apps in between) of at least 5.2 IP and three runs or fewer, joining Curt Schilling (11 straight in 1998) and was only the fourth ML pitcher in the last 10 years (since 2011) to do so
- Became the only Phillies pitcher ever, homegrown or otherwise, to allow three runs or fewer in each of his first 10 career starts with the team
- His 0.38 HR/9.0 IP led all qualifying NL pitchers, was 2nd to Dallas Keuchel (0.28) in MLB and was the lowest by a qualifying Phillies pitcher since 1991 (Jose De Jesus, 0.35)
- No pitcher in MLB with as many innings pitched (71.0) allowed fewer home runs (3, next lowest: 5)
- Became just the third Phillie since the NL began tracking earned runs in 1912 to go 4-0 with a 2.20 ERA or better through his first seven starts with the team (others: Art Mahaffey in 1960, 5-0, 2.10; Bob Miller in 1950, 5-0, 1.79)
- On 8/5 vs NYY (gm 1), became the third Phillies pitcher since 1950 (when the rule allowing the home club to choose whether it batted first or last was officially abolished) to win a home game while taking the mound in the bottom of the inning (others: Roy Halladay on 6/25/10 and Jamie Moyer on 6/27/10)
- Went 23.1 innings without allowing a home run (8/28 vs ATL through 5.0 IP on 9/16 vs NYM) and allowed one in a span of 47.0 innings from the third inning on 8/5 vs NYY through 5.0 IP on 9/16 vs NYM
- Walked two or fewer in each of his first nine starts of the season and one or none in six of those nine
- Went 62 straight batters without allowing a walk from the sixth inning on 9/2 vs WSH through two batters into his start on 9/21 at WSH
- Went 4-0 with a 2.38 ERA (12 ER, 45.1 IP) in seven home starts, joining Joe Blanton (2-0 in 7 starts in 2008) and Tommy Greene (10-0 in 16 starts in 1993) as the only Phillies pitchers since at least 1901 to go undefeated in at least seven starts at home in a season

2019

- Set career highs in strikeouts (195) and innings (195.1)
- Had four double-digit strikeout performances, including three in his first eight starts
- Posted a 3.04 ERA (34 ER, 100.2 IP) from 6/22 through the end of the season and a 1.80 ERA (8 ER, 40.0 IP) over his final six starts
- His 3.04 ERA from 6/22 on was the 7th-best among qualifying NL starters over that span
- Was on the IL with right shoulder fatigue, 7/12-25
- Had a 15.0-inning scoreless streak, 8/1-6, and a 13.0-inning streak, 9/21-26
- Finished the season with 726 career strikeouts, 12th-most all-time by a NYM pitcher

2018

- Set career bests in wins (12), ERA (3.31) and WHIP (1.12)
- Ranked 8th among qualifying NL pitchers in fWAR (4.1)
- Went 9-1 with a 1.68 ERA (14 ER, 75.0 IP) in 11 starts after the All-Star break
- His second-half ERA was lowest in the majors (min. 75.0 IP) and his nine wins after the break were tied for most in MLB and tied for 7th-most in NYM history
- Won a career-best seven straight decisions, 7/14-8/25
- Had a career-best 23.0-inning scoreless streak, 7/24-8/10, which was also 8th-longest in MLB in 2018
- Struck out seven or more batters 17 times, trailing only Max Scherzer (26), Jacob deGrom (25) and Patrick Corbin (24) among NL starters
- Joined deGrom, Dwight Gooden, Matt Harvey, Sid Fernandez and Noah Syndergaard as the only pitchers in NYM history to reach 500 strikeouts in their first 91 career games
- Pitched at least 6.0 innings in 23 of 29 starts and 7.0 or more in 14
- Threw a first-pitch strike to 62.1% of the batters he faced
- His 11 hits as a batter were T-5th among all pitchers

2017

- Made his second career Opening Day roster
- His season debut on 4/7 vs MIA was his first appearance since 9/25/14
- Following his season debut, posted a 2.91 ERA (19 ER, 58.2 IP) over his next 10 starts, 4/12-6/7
- His 2.91 ERA in that span was 5th in the NL (min. 50.0 IP)
- Was on the injured list, 6/20-30, with right biceps tendinitis

- Went back on the injured list on 7/23 with a stress reaction in his right arm and missed the remainder of the season
- Pinch-hit on 4/21 vs WSH and doubled, marking the third time ever a NYM pitcher recorded a pinch extra-base hit

2016

- Did not pitch at the ML level while recovering from Tommy John surgery
- Underwent an internal suture removal procedure on 4/12
- Made one rehab appearance with St. Lucie (A) on 8/6

2015

- Missed the entire season after undergoing Tommy John surgery on 3/24

2014

- Made his first career Opening Day roster
- Led NYM and set a career high with 32 starts
- Tossed his first career complete game and shutout in a 1-0 victory on 6/19 at MIA
- At 24 years, 20 days old, became the youngest NYM pitcher to throw a 1-0 shutout since 1985, when Dwight Gooden did so twice by age 20 years, 240 days
- Went 7-1 with a 2.21 ERA (20 ER, 81.1 IP) in 13 starts from 6/30-9/7, 11 of which were quality starts
- Held RHH to a .223 AVG

2013

- Began the season with Las Vegas (AAA)
- Was on the IL from 5/14-21 with right collarbone soreness
- Was recalled as the 26th man for NYM's doubleheader and made his ML debut that day at ATL, throwing 6.0 scoreless innings and earning his first win
- Became the third pitcher in team history to earn a victory while throwing 6.0 or more shutout innings in his ML debut
- Tossed 6.1 innings before allowing a hit on 7/30 at MIA; it was the 3rd-longest no-hit bid by a rookie in NYM history
- Posted a 2.32 ERA (14 ER, 54.1 IP) in nine road starts

2012

- Spent the majority of the season with Binghamton (AA)
- Named an Eastern League midseason All-Star and MiLB.com Organization All-Star
- Selected to pitch for Team USA in the All-Star Futures Game in Kansas City (0.2 IP)
- Was T-1st in the EL in shutouts (1), 8th in strikeouts (117), 9th in ERA (3.26) and T-10th in complete games (1)
- Was on the IL with a right middle fingernail avulsion, 5/2-9
- Promoted to Buffalo (AAA) on 8/3 for the remainder of the season
- Following the season, was named a *Baseball America* Double-A All-Star

WHEELER'S DOUBLE-DIGIT STRIKEOUT GAMES

12	8/15/13 at SD
11	4/23/19 vs PHI
11	5/10/19 vs MIA
10	4/25/14 vs MIA
10	8/15/14 vs CHI
10	8/20/18 vs SF
10	5/4/19 at MIL
10	9/26/19 vs MIA

2011

- Began the season with San Jose (A)
- Named a California League midseason All-Star
- Traded to NYM on 7/28 and assigned to St. Lucie
- Posted a 3.52 ERA (45 ER, 115.0 IP) between the two clubs

2010

- Began pro career with Augusta (A)
- Selected to pitch for Team USA in the All-Star Futures Game in Anaheim (1.0 IP)

PERSONAL

Zachary Harrison Wheeler... Married Dominique Rizzo (12/31/19)... Has one son, Wesley (7/20/20)... 2009 graduate of East Paulding High School (GA)... Was named the Gatorade Georgia High School Player of the Year for the 2008-2009 season after posting a 9-0 record with a 0.54 ERA... Had his East Paulding No. 45 jersey retired on 1/17/14... His brother, Jacob, is an artist who has shows in New York City... **Hobbies:** Spending time with family and his dog... **Signed by:** Sean O'Connor



ZACK WHEELER'S CAREER STATISTICS

YEAR	CLUB	W-L	ERA	G	GS	CG	SHO	SV	IP	H	R	ER	HR	HB	BB	SO	WP	BK	AVG
2010	Augusta	3-3	3.99	21	13	0	0	0	58.2	47	27	26	0	7	38	70	13	2	.218
2011	San Jose	7-5	3.99	16	16	0	0	0	88.0	74	44	39	7	4	47	98	6	0	.224
	St. Lucie	2-2	2.00	6	6	0	0	0	27.0	26	6	6	0	2	5	31	3	0	.252
2012	Binghamton	10-6	3.26	19	19	1	#1	0	116.0	92	46	42	2	11	43	117	6	1	.225
	Buffalo	2-2	3.27	6	6	1	1	0	33.0	23	13	12	2	1	16	31	2	0	.205
2013	Las Vegas	4-2	3.93	13	13	0	0	0	68.2	61	35	30	9	2	27	73	1	0	.236
	NEW YORK-NL	7-5	3.42	17	17	0	0	0	100.0	90	42	38	10	4	46	84	6	0	.243
2014	NEW YORK-NL	11-11	3.54	32	32	1	1	0	185.1	167	84	73	14	11	79	187	9	0	.240
2015	NEW YORK-NL	Injured – Did not pitch																	
2016	NEW YORK-NL	Injured – Did not pitch																	
	St. Lucie+	0-0	0.00	1	1	0	0	0	1.0	0	1	0	0	0	1	0	0	0	.000
2017	NEW YORK-NL	3-7	5.21	17	17	0	0	0	86.1	97	53	50	15	3	40	81	1	0	.284
2018	Las Vegas	1-0	1.80	1	1	0	0	0	5.0	3	1	1	1	0	1	6	0	0	.176
	NEW YORK-NL	12-7	3.31	29	29	0	0	0	182.1	150	69	67	14	9	55	179	2	1	.225
2019	NEW YORK-NL	11-8	3.96	31	31	0	0	0	195.1	196	93	86	22	2	50	195	5	0	.258
2020	PHILLIES	4-2	2.92	11	11	0	0	0	71.0	67	26	23	3	7	16	53	0	0	.254
Minors Totals		29-20	3.53	83	75	2	2	0	397.1	326	173	156	21	27	178	426	31	3	.225
ML Totals		48-40	3.70	137	137	1	1	0	820.1	767	367	337	78	36	286	779	23	1	.247

Tied for league lead
+ Rehab assignment

WHEELER'S MAJOR LEAGUE HITTING TOTALS

	AVG	AB	R	H	2B	3B	HR	RBI	SH	SF	HP	BB	SO	SB	CS	E
2019	.211	57	5	12	2	0	1	6	3	0	2	2	19	0	0	2
Career	.150	220	12	33	7	0	1	15	22	1	2	5	89	0	0	6

WHEELER'S CAREER TRANSACTIONS

- Selected by San Francisco Giants in 1st round (6th overall) of June 2009 draft
- Traded to New York Mets with cash considerations for Carlos Beltrán (of), July 28, 2011
- On injured list recovering from Tommy John surgery, March 27, 2015 through the remainder of the season
- On injured list recovering from Tommy John surgery, March 25, 2016 through the remainder of the season
- On injured list with right biceps tendinitis, June 20-June 30, 2017
- On injured list with a stress reaction in his right arm, July 23, 2017 through the remainder of the season
- On injured list with right shoulder fatigue, July 12-25, 2019
- Signed by Philadelphia as a free agent, December 9, 2019

WHEELER'S CAREER FIELDING

POSITION	PCT	G	PO	A	E	TC	DP
Pitcher	.957	137	42	91	6	139	9

WHEELER'S GAME HIGHS

LOW-HIT CG: 3 – 6/19/14 at MIA... **SHUTOUTS:** 1 – 6/19/14 at MIA... **STRIKEOUTS:** 12 – 8/15/13 at SD... **WALKS:** 7 – 4/7/19 vs WSH... **LONGEST OUTING:** 9.0 inn. – 6/19/14 at MIA... **WINNING STREAK:** 7 games – 7/14-8/25/18... **LOSING STREAK:** 5 games – 2 times, last: 5/4-6/22/18... **SCORELESS STREAK:** 23.0 inn. – 7/24-8/10/18



LUKE WILLIAMS

Infielder/Outfielder

85

B-T: R-R

HT: 6-1; **WT:** 186

OPENING DAY AGE: 24

BORN: August 9, 1996, Park Ridge, IL

RESIDES: Laguna Niguel, CA

HOW OBTAINED: Selected by Phillies in 3rd round of June 2015 draft

@lukewilliams012

Non-Roster Invitee

2020

- Attended ML spring training as a non-roster invitee
- Was part of the Phillies' player pool at the alternate training site in Lehigh Valley
- Following the season, played for Adelaide in the Australian Baseball League

2019

- Spent the entire season with Reading (AA)
- Ranked 3rd in the Eastern League in doubles (30)
- One of just two players in the EL to reach 30 doubles and 10 HR (other: Darick Hall)
- Started at least one game at every defensive position except pitcher and catcher
- Named Phillies Minor League Co-Defender of the Month for August

2018

- Spent the season with Clearwater (A)
- Selected as Florida State League Player of the Week, 6/18-24
- Named Phillies Minor League Co-Defender of the Month for June
- Batted .333 (30-90), 6 2B, 3B, 6 HR, 20 RBI and posted a .973 OPS in 24 June games
- Reached base safely in 20 consecutive games (.353 OBP) from 7/6-31

- Defensively, made starts at 3rd base (56), LF (27), 1st base (11), RF (10), CF (2) and 2nd base (1)
- Following the season, played for Scottsdale in the Arizona Fall League

2017

- Spent the entire season with Lakewood (A)
- Was T-9th in the South Atlantic League in SB and went 29-for-31 (93.5%) in stolen base attempts
- Had a 12-game hitting streak (.347 AVG, 17-49), 5/28-6/11
- Slashed .329/.348/.424 over 23 games in June
- Participated in Florida Instructional League

2016

- Spent the season with Williamsport (A)
- Participated in FIL

2015

- Began professional career with Gulf Coast League Phillies (R)
- Had 21 walks to just 23 strikeouts
- Reached base safely in 31 of his 38 games
- Participated in FIL

PERSONAL

Lucas Daniel Williams... 2015 graduate of Dana Hill High School (CA)... **Hobbies:** Mountain biking and going to the beach... **Signed by:** Demerius Pittman

LUKE WILLIAMS' CAREER STATISTICS

YEAR	CLUB	AVG	G	AB	R	H	2B	3B	HR	RBI	SH	SF	HP	BB	SO	SB	CS	OBP	SLG	OPS	E
2015	GCL Phillies	.288	38	118	12	34	5	0	0	12	1	0	1	21	23	9	2	.400	.331	.731	4
2016	Williamsport	.220	52	186	13	41	9	0	2	18	0	2	1	20	52	11	2	.297	.301	.598	10
2017	Lakewood	.216	115	402	41	87	16	0	1	27	7	3	2	28	83	29	2	.269	.264	.533	16
2018	Clearwater	.245	110	388	51	95	13	1	9	43	1	4	9	35	76	14	7	.319	.353	.672	7
2019	Reading	.238	125	441	77	105	30	3	11	51	3	5	6	49	113	30	9	.319	.395	.714	10
2020	Did not play																				
Minors Totals		.236	440	1535	194	362	73	4	23	151	12	14	19	153	347	93	22	.310	.334	.644	47

WILLIAMS' CAREER TRANSACTIONS

- Selected by Philadelphia in 3rd round of June 2015 draft



MICHAEL YNOA

Right-Handed Pitcher

66

B-T: R-R

HT: 6-7; **WT:** 251

OPENING DAY AGE: 29

BORN: September 24, 1991, Puerto Plata, DR

RESIDES: Puerto Plata, DR

ML SERVICE: 1 year, 39 days

HOW OBTAINED: Signed by Phillies as a minor league free agent, 1/4/21

Non-Roster Invitee

2020

- Pitched in 13 games for Cibaenas in the Dominican Winter League

2019

- Attended ML spring training with KC
- Appeared in 17 games with Omaha (AAA) before being released on 5/29
- Following the season, pitched for Cibaenas in the DWL

2018

- Did not pitch in affiliated baseball after being released by CWS on 3/15
- Following the season, made 17 appearances with Cibaenas in the DWL, posting a 0.98 ERA (2 ER, 18.1 IP) with 24 strikeouts

2017

- Made his first career Opening Day roster
- Picked up his lone win of the season, 5/14 vs SD
- Had a 2.84 ERA (6 ER, 19.0 IP) and held opponents to a .205 AVG (15-73) through his first 14 appearances
- Was on the IL with a right hip flexor strain, 6/3-14
- Designated for assignment on 7/6 and outrighted to Charlotte (AAA) on 7/8
- Was on the IL with a right shoulder strain, 7/23-8/17

2016

- Began the season with Birmingham (AA) and was promoted to Charlotte on 4/16
- Was recalled by CWS on 6/14 and made his ML debut that day vs DET
- Averaged a strikeout per IP (30 SO, 30.0 IP) and did not surrender a home run in his 23 ML appearances
- Earned his first ML win on 7/30 at MIN
- Seven of his final eight appearances of the season were scoreless
- Held RHH to a .153/.282/.203 slash line, allowing only three XBH (3 2B)
- Following the season, pitched for Cibaenas in the DWL

2015

- Appeared in only 28 games for Winston-Salem (A) after spending time on the IL with a right shoulder strain, 4/13-22, and again with right shoulder inflammation, 5/17-6/12

- In June and July, combined to post a 2.45 ERA (5 ER, 18.1 IP) with four saves in 12 appearances

2014

- Spent the season with Stockton (A)
- Was on the IL with a right biceps strain, 4/12-28
- Averaged 12.61 SO/9.0 IP (64 SO, 45.2 IP)

2013

- Selected to the World Team for the All-Star Futures Game at Citi Field and was a Midwest League midseason All-Star
- Began the season with Beloit (A)
- Posted a 1.82 ERA (5 ER, 24.2 IP) over his first nine starts
- Was promoted to Stockton on 7/5
- Was on the IL with a right shoulder strain, 8/2-27
- Between the two levels, went 3-3 with a 3.69 ERA (31 ER, 75.2 IP)
- Following the season, was ranked the No. 4 prospect in OAK's organization by *Baseball America*

2012

- Began the season with the Arizona League Athletics (R)
- Was promoted to Vermont (A) on 7/28 for the remainder of the season

2011

- Missed the entire season recovering from Tommy John surgery

2010

- Appeared in only three games with the AZL Athletics due to a right elbow strain
- Underwent Tommy John surgery on 8/25

2009

- Missed the season due to a right elbow strain
- Prior to the season, was ranked the No. 3 prospect in OAK's organization and No. 54 in baseball by *Baseball America*

PERSONAL

Michael José Ynoa... Has one daughter, Nashla Michelle (9/18/17)... Attended Liceo José Dubeau (DR)... Is the older brother of ATL pitcher Huascar Ynoa... **Hobbies:** Spending time with family, going to the movies, cooking BBQ and playing video games... **Signed by:** Raymond Abreu

MICHAEL YNOA'S CAREER STATISTICS

YEAR	CLUB	W-L	ERA	G	GS	CG	SHO	SV	IP	H	R	ER	HR	HB	BB	SO	WP	BK	AVG
2009	Injured – Did not pitch																		
2010	AZL A's	0-1	5.00	3	3	0	0	0	9.0	6	5	5	1	1	4	11	3	0	.188
2011	Injured – Did not pitch																		
2012	AZL A's	0-1	5.40	6	6	0	0	0	10.0	11	7	6	1	1	9	6	1	0	.282
	Vermont	1-3	6.97	8	6	0	0	0	20.2	20	18	16	2	3	16	19	10	1	.247
2013	Beloit	2-1	2.14	15	15	0	0	0	54.2	45	19	13	3	7	18	48	5	1	.221
	Stockton	1-2	7.71	7	6	0	0	1	21.0	23	20	18	2	2	17	20	2	0	.271
2014	Stockton	4-2	5.52	31	0	0	0	0	45.2	42	28	28	5	5	21	64	7	0	.247
2015	Winston-Salem	0-2	2.61	28	0	0	0	6	38.0	37	14	11	2	7	16	40	4	0	.255
2016	Birmingham	0-0	0.00	3	0	0	0	0	4.0	0	0	0	0	0	4	0	0	0	.000
	Charlotte	1-3	4.56	18	0	0	0	4	23.2	25	12	12	2	3	12	20	3	0	.278
	CHICAGO-AL	1-0	3.00	23	0	0	0	0	30.0	20	11	10	0	5	17	30	4	0	.183
2017	CHICAGO-AL	1-0	5.90	22	0	0	0	0	29.0	28	22	19	4	5	22	23	3	0	.246
	Charlotte	1-0	5.40	8	0	0	0	1	8.1	7	5	5	2	1	6	10	1	0	.241
2018	Did not pitch																		
2019	Omaha	1-1	4.57	17	0	0	0	2	21.2	19	13	11	3	1	14	26	5	0	.232
2020	Did not pitch																		
Minors Totals		11-16	4.38	144	36	0	0	14	256.2	235	141	125	23	31	133	268	41	2	.243
ML	Totals	2-0	4.42	45	0	0	0	0	59.0	48	33	29	4	10	39	53	7	0	.215

YNOA'S CAREER TRANSACTIONS

- Signed by Oakland Athletics as an amateur free agent, July 2, 2008
- Traded to Chicago White Sox with Jeff Samardzija (rhp) for Chris Bassitt (rhp), Josh Phegley (c), Rangel Ravelo (inf) and Marcus Semien (inf), December 9, 2014
- On injured list with a right hip flexor strain, June 3-14, 2017
- Signed by Kansas City Royals as a minor league free agent, November 13, 2008
- Signed by Oakland Athletics as a minor league free agent, January 28, 2020
- Signed by Philadelphia as a minor league free agent, January 4, 2021

YNOA'S CAREER FIELDING

POSITION	PCT	G	PO	A	E	TC	DP
Pitcher	.909	45	1	9	1	11	0

YNOA'S GAME HIGHS

STRIKEOUTS: 3 – 2 times, last: 5/12/17 vs SD... **WALKS:** 3 – 6/28/17 vs NYY... **LONGEST OUTING:** 3.0 inn. – 4/22/17 vs CLE...
WINNING STREAK: N/A... **LOSING STREAK:** N/A... **SCORELESS STREAK:** 9.1 inn. – 8/24-9/29/16

2020 REVIEW



2020 TEAM NOTES

2020 SEASON RECAP

In a shortened, 60-game season due to the COVID-19 pandemic, the Phillies went 28-32 and finished in 3rd place in the National League East... In Joe Girardi's first year at the helm, the Phillies went into the final day of the season with a chance to make the postseason for the first time since 2011... Overall, the club hit .257, posted a .342 on-base percentage and a .439 slugging percentage (.781 OPS)... Phillies pitchers combined for a 5.14 ERA (284 ER, 497.0 IP), which included a 4.08 ERA for the starters and a 6.92 ERA for the bullpen.

WE APPRECIATE YOU

Special thanks to the Phandemic Krew for representing all Phillies fans with their passion and incredible support out on Phillies Drive all season long... Whether the team was home or away, you showed up every single day – you were heard and you made a difference... The Phillies scored 174 runs over 32 games at CBP in 2020 and their 5.44 runs per game average at home was third-most in CBP history behind only the 2007 (5.56 RPG) and 2006 (5.48 RPG) clubs... Philadelphia's .464 SLG at home was 2nd to only the 2007 team (.475 SLG)... After starting off the year 5-8 at CBP through their first 13 games, the Phillies went 14-5 over their final 19 at home from Aug. 14 to Sept. 20 and outscored the opposition 105-77 (+28) in that span.

FIRST THINGS FIRST

Philadelphia led the majors with 49 runs in the first inning (next closest: HOU, 47; next closest NL team: LAD, 38)... Didi Gregorius (1st in MLB with 13 RBI in the first inning) and Bryce Harper (T-2nd in MLB with 12 RBI in the first inning) combined to drive in 25 of the club's 49 first-inning runs (51%)... Additionally, the Phillies ranked 1st in MLB in OBP (.379), SLG (.523) and OPS (.902) in the first inning while their .292 AVG was 2nd-best behind only Baltimore (.300 AVG)... Their .902 OPS in the first inning was the highest by a Phillies team since 2007 (.904 OPS).

FRONT RUNNERS

The Phillies scored first in 41 of their 60 games (68.3%)... The Phillies became just the sixth team ever to have scored first in 38 or more of their first 51 games and the first team to have done so since the 1933 New York Yankees (43 of 51).

THE PRICE IS RIGHT

The Phillies rotation finished 3rd among all major league staffs in WAR at 6.9 behind only Cincinnati (8.1) and Cleveland (7.8); their 3.64 xFIP was 2nd-best in MLB (best: CLE, 3.51) and their 49.1% ground ball rate was 2nd in MLB behind only Milwaukee (49.2%)... Philadelphia's rotation had the 8th-highest strikeout rate (25.1%) and 10th-lowest walk rate in MLB (7.5%)... The Phillies' starters combined to allow an average exit velocity of 87.3 mph, which was T-4th-lowest (also, MIL) among all ML staffs behind only Atlanta (87.1 mph) and Cincinnati (87.1 mph)... Of the 867 balls in play against Phillies starters in 2020, only 291 were above 95.0 mph and their 33.6% hard hit rate was 2nd in MLB, trailing only Atlanta (33.4%).

HARPER SAID IT

On Aug. 22, after the Phillies fell to 9-14 and had lost five straight games, right fielder Bryce Harper said the team needed to go on a run and "win nine of the next 10 games" – the Phillies did him one better and won 10 out of 11 games from Aug. 23-Sept. 4... Over that span, they outscored the opposition 65-40 while posting a 3.35 combined ERA (38 ER, 102.0 IP) as the offense slashed .264/.349/.470.

HOMEBODIES

Due to several factors, the Phillies played 16 of their first 17 games of the 2020 season at Citizens Bank Park... The last major league team before the Phils to play 16 of 17 over any point of the season at home was the 2003 Expos in April (some of those games were in San Juan, some in Montreal - 16 home games in a row)... The last time the Phillies did it before 2020 was in June/July of 1972 (17 in a row, June 28 to July 12).

AIR-B-N-CBP

The Phillies have been the first team to bat during a game at Citizens Bank Park on five separate occasions with two of those instances coming in 2020... Since 1950, when the home team's option to choose to bat first was eliminated from the rule book, the only games in which the Phillies batted first in their usual home ballpark were in a three-game series against the Toronto Blue Jays, June 25-27, 2010, a single game against the Yankees on Aug. 5, 2020 (game 1) and a single game against the Blue Jays on Sept. 18, 2020 (game 1)... Citizens Bank Park was the only National League ballpark, prior to 2020, that had hosted a game where a designated hitter was used by both clubs.

TAKE A BOW, JOE

On Aug. 26 at WSH, Joe Girardi earned the 1,000th victory of his managerial career in his 1,808th game, becoming the 16th-fastest manager in MLB history to reach 1,000 career wins, and the fastest since Davey Johnson in 1999 (1,000th win in his 1,738th game)... Girardi also became just the fourth manager ever to earn his 1,000th career victory while at the helm of the Phillies, joining Charlie Manuel (1,000 on 8/12/2013), Steve O'Neil (1,000 on 4/14/1954) and Harry Wright (1,000 on 9/30/1893).

THE CLUB'S HIGHEST HONOR

On Sept. 3, Dick Allen was bestowed with the Phillies' highest honor as his No. 15 was officially retired by the club during a ceremony at Citizens Bank Park before the 4:05 p.m. game against the Washington Nationals... The event took place on the 57th anniversary of Allen's major league debut with the Phillies... Allen joined Hall of Famers Richie Ashburn (1), Jim Bunning (14), Mike Schmidt (20), Steve Carlton (32), Roy Halladay (34) and Robin Roberts (36) as the only Phillies in team history to have their numbers retired... Grover Cleveland Alexander and Chuck Klein are recognized with uniform insignias from their eras in place of retired numbers.

DOUBLE TROUBLE

The Phillies played in eight doubleheaders and went 1-4-3 in twin bills... On Friday, Sept. 18, the Phillies won both games of their doubleheader against the Toronto Blue Jays at Citizens Bank Park, their first doubleheader sweep since Sept. 9, 2012 vs. Colorado... Prior to Sept. 18, they had gone 0-11-9 in their previous 20 doubleheaders.

ON THE MEND

Philadelphia had 18 different players go on the injured list (21 total stints), while seven players ended the season on the IL... Below is a list of all the Phillies' official IL stints in 2020:

Player	Injury	Date On	Date Off
David Robertson	Right elbow injury	2/12	
S. Dominguez	Right elbow injury	6/28	
Scott Kingery		6/30	7/23
Tommy Hunter		6/30	7/23
Héctor Neris		6/30	7/23
Ranger Suárez		6/30	8/31
Austin Davis		7/15	7/23
Reggie McClain	Right shoulder impingement	8/3	8/20
Adam Haseley	Left wrist sprain	8/12	8/22
Roman Quinn		8/16	8/18
José Álvarez	Testicular contusion	8/21	
Jay Bruce	Left quad strain	8/21	8/31
Scott Kingery	Back spasms	8/31	9/14
Adam Morgan	Left shoulder fatigue	8/31	9/11
Jay Bruce	Left quad strain	9/6	9/18
Roman Quinn	Concussion	9/6	9/14
Spencer Howard	Right shoulder stiffness	9/13	9/24
Rhys Hoskins	Left elbow strain	9/13	
Kyle Garlick	Right oblique strain	9/16	
Jake Arrieta	Right hamstring strain	9/16	
Heath Hembree	Right elbow strain	9/21	

MAJOR LEAGUE STANDINGS

AL EAST	W	L	PCT	GB	L10	STRK	HOME	ROAD	RS	RA	DIFF
z-Tampa Bay	40	20	.667	-	8-2	W4	20-9	20-11	289	229	60
x-NY Yankees	33	27	.550	7.0	4-6	L1	22-9	11-18	315	270	45
w-Toronto	32	28	.533	8.0	6-4	L1	17-9	15-19	302	312	-10
Baltimore	25	35	.417	15.0	3-7	W1	13-20	12-15	274	294	-20
Boston	24	36	.400	16.0	6-4	W2	11-20	13-16	292	351	-59
AL CENTRAL	W	L	PCT	GB	L10	STRK	HOME	ROAD	RS	RA	DIFF
y-Minnesota	36	24	.600	-	6-4	L1	24-7	12-17	269	215	54
x-Cleveland	35	25	.583	1.0	8-2	W1	18-12	17-13	248	209	39
w-Chi White Sox	35	25	.583	1.0	2-8	L1	18-12	17-13	306	246	60
Kansas City	26	34	.433	10.0	5-5	W1	15-15	11-19	248	272	-24
Detroit	23	35	.397	12.0	2-8	L1	12-15	11-20	249	318	-69
AL WEST	W	L	PCT	GB	L10	STRK	HOME	ROAD	RS	RA	DIFF
y-Oakland	36	24	.600	-	5-5	W1	22-10	14-14	274	232	42
x-Houston	29	31	.483	7.0	4-6	L3	20-8	9-23	279	275	4
Seattle	27	33	.450	9.0	5-5	L1	14-10	13-23	254	303	-49
LA Angels	26	34	.433	10.0	6-4	L3	16-15	10-19	294	321	-27
Texas	22	38	.367	14.0	4-6	W3	16-14	6-24	224	312	-88
NL EAST	W	L	PCT	GB	L10	STRK	HOME	ROAD	RS	RA	DIFF
y-Atlanta	35	25	.583	-	6-4	L2	19-11	16-14	348	288	60
x-Miami	31	29	.517	4.0	5-5	W1	11-15	20-14	263	304	-41
Philadelphia	28	32	.467	7.0	3-7	L3	19-13	9-19	306	311	-5
NY Mets	26	34	.433	9.0	3-7	L3	12-17	14-17	286	308	-22
Washington	26	34	.433	9.0	7-3	W3	15-18	11-16	293	301	-8
NL CENTRAL	W	L	PCT	GB	L10	STRK	HOME	ROAD	RS	RA	DIFF
y-Chi Cubs	34	26	.567	-	4-6	W1	19-14	15-12	265	240	25
x-St. Louis	30	28	.517	3.0	6-4	W1	14-13	16-15	240	229	11
w-Cincinnati	31	29	.517	3.0	7-3	W1	16-13	15-16	243	243	0
w-Milwaukee	29	31	.483	5.0	5-5	L1	15-14	14-17	247	264	-17
Pittsburgh	19	41	.317	15.0	4-6	L1	13-19	6-22	219	298	-79
NL WEST	W	L	PCT	GB	L10	STRK	HOME	ROAD	RS	RA	DIFF
z-LA Dodgers	43	17	.717	-	8-2	W4	21-9	22-8	349	213	136
x-San Diego	37	23	.617	6.0	5-5	W3	21-11	16-12	325	241	84
San Francisco	29	31	.483	14.0	4-6	L3	19-14	10-17	299	297	2
Colorado	26	34	.433	17.0	4-6	L1	12-18	14-16	275	353	-78
Arizona	25	35	.417	18.0	6-4	W1	16-14	9-21	269	295	-26

w - Clinched Wild Card; x - Clinched Playoff Berth; y - Clinched Division; z - Clinched Division and Best Record in League

WILD CARD STANDINGS

AMERICAN LEAGUE DIVISION LEADERS

AL EAST	W	L	PCT	WCGB
z-Tampa Bay	40	20	.667	-
x-NY Yankees	33	27	.550	-
AL CENTRAL	W	L	PCT	WCGB
y-Minnesota	36	24	.600	-
x-Cleveland	35	25	.583	-
AL WEST	W	L	PCT	WCGB
y-Oakland	36	24	.600	-
x-Houston	29	31	.483	-
WILD CARD	W	L	PCT	WCGB
w-Chi White Sox	35	25	.583	+3.0
w-Toronto	32	28	.533	-
Seattle	27	33	.450	5.0
Kansas City	26	34	.433	6.0
LA Angels	26	34	.433	6.0
Baltimore	25	35	.417	7.0
Boston	24	36	.400	8.0
Detroit	23	35	.397	8.0
Texas	22	38	.367	10.0

NATIONAL LEAGUE DIVISION LEADERS

NL EAST	W	L	PCT	WCGB
y-Atlanta	35	25	.583	-
x-Miami	31	29	.517	-
NL CENTRAL	W	L	PCT	WCGB
y-Chi Cubs	34	26	.567	-
x-St. Louis	30	28	.517	-
NL WEST	W	L	PCT	WCGB
z-LA Dodgers	43	17	.717	-
x-San Diego	37	23	.617	-
WILD CARD	W	L	PCT	WCGB
w-Cincinnati	31	29	.517	+2.0
w-Milwaukee	29	31	.483	-
San Francisco	29	31	.483	-
Philadelphia	28	32	.467	1.0
Colorado	26	34	.433	3.0
NY Mets	26	34	.433	3.0
Washington	26	34	.433	3.0
Arizona	25	35	.417	4.0
Pittsburgh	19	41	.317	10.0

w - Clinched Wild Card; x - Clinched Playoff Berth; y - Clinched Division; z - Clinched Division and Best Record in League

2020 FINAL STATISTICS

PLAYER	AVG	G	AB	R	H	2B	3B	HR	RBI	SH	SF	HP	BB	SO	SB	CS	OBP	SLG	OPS	E
Bohm, A	.338	44	160	24	54	11	0	4	23	0	2	2	16	36	1	1	.400	.481	.881	4
Bruce, J	.198	32	96	11	19	4	2	6	14	0	0	0	7	24	0	0	.252	.469	.721	0
Davis, A	.000	1	0	0	0	0	0	0	0	0	0	0	0	0	0	0	.000	.000	.000	0
Garlick, K	.136	12	22	0	3	1	0	0	3	0	0	1	0	7	0	0	.174	.182	.356	0
Gosselin, P	.250	39	92	14	23	5	0	3	12	0	0	0	10	27	0	0	.324	.402	.726	1
Gregorius, D	.284	60	215	34	61	10	2	10	40	1	2	4	15	28	3	2	.339	.488	.827	7
Harper, B	.268	58	190	41	51	9	2	13	33	1	2	2	49	43	8	2	.420	.542	.962	1
Haseley, A	.278	40	79	7	22	5	0	0	13	3	1	2	7	17	0	0	.348	.342	.690	0
Hoskins, R	.245	41	151	35	37	9	0	10	26	0	0	5	29	43	1	0	.384	.503	.887	4
Kelley, T	.000	1	0	0	0	0	0	0	0	0	0	0	0	0	0	0	.000	.000	.000	0
Kingery, S	.159	36	113	12	18	5	0	3	6	1	0	1	9	35	0	0	.228	.283	.511	5
Knapp, A	.278	33	72	9	20	4	1	2	15	0	1	1	15	19	0	0	.404	.444	.849	2
Marchan, R	.500	3	8	3	4	0	0	1	3	0	0	0	1	2	0	0	.556	.875	1.431	1
McCutchen, A	.253	57	217	32	55	9	0	10	34	0	1	1	22	48	4	0	.324	.433	.757	0
Moniak, M	.214	8	14	3	3	0	0	0	0	0	0	0	4	6	0	0	.389	.214	.603	2
Neris, H	.000	2	0	0	0	0	0	0	0	0	0	0	0	0	0	0	.000	.000	.000	0
Nola, A	.000	1	0	0	0	0	0	0	0	0	0	0	0	0	0	0	.000	.000	.000	0
Parker, B	.000	1	0	0	0	0	0	0	0	0	0	0	0	0	0	0	.000	.000	.000	0
Quinn, R	.213	41	108	14	23	3	1	2	7	1	0	2	5	39	12	0	.261	.315	.576	1
Realmuto, J	.266	47	173	33	46	6	0	11	32	0	0	6	16	48	4	1	.349	.491	.840	2
Segura, J	.266	54	192	28	51	5	2	7	25	1	0	1	23	45	2	2	.347	.422	.769	3
Torreyes, R	.143	4	7	1	1	1	0	0	0	0	0	0	0	0	0	0	.143	.286	.429	0
Walker, N	.231	18	39	5	9	3	0	0	3	0	1	0	1	13	0	0	.244	.308	.552	0
PHILLIES	.257	60	1948	306	500	90	10	82	289	8	10	28	229	480	35	8	.342	.439	.781	36
OPPONENTS	.279	60	1971	311	550	117	8	80	296	4	9	28	185	532	23	7	.348	.468	.816	43

PLAYER	W-L	ERA	G	GS	CG	SHO	SV	IP	H	R	ER	HR	HB	BB	SO	WP	BK	AVG
Álvarez, J	0-0	1.42	8	0	0	0	0	6.1	7	1	0	0	0	3	6	0	0	.292
Arrieta, J	4-4	5.08	9	9	0	0	0	44.1	51	25	25	6	1	16	32	4	0	.298
Bragdon, C	1-0	3.97	9	0	0	0	0	11.1	5	5	5	3	0	5	17	0	0	.128
Cleavinger, G	0-0	13.50	1	0	0	0	0	0.2	2	1	1	1	0	0	1	0	0	.500
Davis, A	0-0	21.00	4	0	0	0	0	3.0	10	7	7	1	0	1	2	0	0	.526
Eflin, Z	4-2	3.97	11	10	1	1	0	59.0	60	28	26	8	1	15	70	1	0	.263
Guerra, D	1-3	8.59	9	0	0	0	0	7.1	10	9	7	3	2	2	8	0	0	.313
Hale, D	0-0	4.09	6	2	0	0	0	11.0	16	5	5	2	0	1	7	0	0	.333
Hembree, H	1-0	12.54	11	0	0	0	0	9.1	17	13	13	7	2	5	10	0	0	.405
Howard, S	1-2	5.92	6	6	0	0	0	24.1	30	17	16	6	1	10	23	0	0	.300
Hunter, T	0-1	4.01	24	0	0	0	1	24.2	22	11	11	2	3	6	25	0	0	.239
Irvin, C	0-1	17.18	3	0	0	0	0	3.2	11	7	7	1	0	1	4	0	0	.524
Kelley, T	0-0	10.80	4	0	0	0	0	3.1	8	4	4	2	0	1	5	1	0	.444
Llovera, M	0-0	36.00	1	0	0	0	0	1.0	5	4	4	0	1	1	1	0	0	.625
McClain, R	0-0	5.06	5	0	0	0	0	5.1	9	6	3	1	0	3	2	0	0	.360
Medina, A	0-1	4.50	1	1	0	0	0	4.0	3	2	2	0	0	3	4	0	1	.200
Morgan, A	0-1	5.54	17	0	0	0	0	13.0	14	8	8	3	0	6	16	0	0	.269
Neris, H	2-2	4.57	24	0	0	0	5	21.2	24	15	11	0	0	13	27	3	1	.267
Nola, A	5-5	3.28	12	12	2	1	0	71.1	54	31	26	9	2	23	96	1	0	.205
Parker, B	3-0	2.81	14	1	0	0	0	16.0	12	7	5	2	0	9	25	0	0	.203
Phelps, D	0-1	12.91	10	0	0	0	0	7.2	12	11	11	5	0	3	11	0	0	.353
Pivetta, N	0-0	15.88	3	0	0	0	0	5.2	10	10	10	3	1	1	4	1	0	.385
Romero, J	0-0	7.59	12	0	0	0	0	10.2	13	10	9	1	2	2	10	0	0	.310
Rosso, R	0-1	6.52	7	1	0	0	0	9.2	9	7	7	1	1	8	11	3	1	.243
Suárez, R	0-1	20.25	3	0	0	0	0	4.0	10	9	9	1	1	4	1	0	0	.476
Velasquez, V	1-1	5.56	9	7	0	0	0	34.0	36	21	21	5	3	17	46	0	0	.269
Walker, N	0-0	0.00	1	0	0	0	0	0.2	0	0	0	0	0	0	0	0	0	.000
Wheeler, Z	4-2	2.92	11	11	0	0	0	71.0	67	26	23	3	7	16	53	0	0	.254
Workman, B	1-4	6.92	14	0	0	0	5	13.0	23	11	10	4	0	9	15	0	0	.377
PHILLIES	28-32	5.14	60	60	3	5	11	497.0	550	311	284	80	28	185	532	14	3	.279
OPPONENTS	32-28	5.01	60	60	2	2	15	499.1	500	306	278	82	28	229	480	20	3	.257

STARTERS BY FIELDING POSITION

- C** Realmuto – 36; Knapp – 21; Marchán – 3
- 1B** Hoskins – 40; Gosselin – 7; Bohm – 6; Walker – 3; Bruce – 2; Realmuto – 2
- 2B** Segura – 30; Kingery – 25; Walker – 3; Gosselin – 2
- SS** Gregorius – 56; Segura – 2; Torreyes – 2
- 3B** Bohm – 37; Segura – 21; Gosselin – 1; Walker – 1
- LF** McCutchen – 36; Bruce – 9; Garlick – 5; Gosselin – 4; Haseley – 3; Moniak – 3
- CF** Quinn – 28; Haseley – 19; Kingery – 9; Harper – 3 – Torreyes – 1
- RF** Harper – 45; Bruce – 5; Gosselin – 4; Garlick – 2; Quinn – 2; Haseley – 1; Moniak – 1
- P** Nola – 12; Wheeler – 11; Eflin – 10; Arrieta – 9; Velasquez – 7; Howard – 6; Hale – 2; Medina – 1; Parker – 1; Rosso – 1
- DH** McCutchen – 16; Gosselin – 10; Harper – 10; Bruce – 8; Realmuto – 8; Walker – 3; Bohm – 1; Garlick – 1; Hoskins – 1; Knapp – 1; Segura – 1

PINCH HITTING

PLAYER	AVG	AB	R	H	2B	3B	HR	RBI	SH	SF	HP	BB	SO	SB	CS	DP	OBP	SLG	OPS
Bruce, J	.222	9	2	2	0	0	0	0	0	0	0	0	2	0	0	0	.222	.222	.444
Garlick, K	.500	2	0	1	0	0	0	0	0	0	0	0	0	0	0	0	.500	.500	1.000
Gosselin, P	.286	7	2	2	1	0	0	1	0	0	0	1	3	0	0	0	.375	.429	.804
Gregorius, D	.000	2	0	0	0	0	0	0	0	0	0	1	0	0	0	1	.333	.000	.333
Haseley, A	.400	5	0	2	0	0	0	2	0	0	0	0	1	0	0	0	.400	.400	.800
Knapp, A	.333	3	0	1	0	0	0	0	0	0	0	2	0	0	0	0	.600	.333	.933
McCutchen, A	.000	3	0	0	0	0	0	2	0	0	0	1	0	0	0	0	.250	.000	.250
Moniak, M	1.000	1	0	1	0	0	0	0	0	0	0	0	0	0	0	0	1.000	1.000	2.000
Quinn, R	.000	3	1	0	0	0	0	0	0	0	0	1	1	0	0	0	.250	.000	.250
Realmuto, J	.500	2	0	1	0	0	0	1	0	0	0	0	0	0	0	0	.500	.500	1.000
Walker, N	.500	4	2	2	1	0	0	0	0	0	0	0	0	0	0	0	.500	.750	1.250
TOTALS	.293	41	7	12	2	0	0	6	0	0	0	6	7	0	0	1	.383	.341	.724

2020 REVIEW

RUNNERS IN SCORING POSITION

PLAYER	AVG	AB	R	H	2B	3B	HR	RBI	SH	SF	HP	BB	SO	SB	CS	DP	OBP	SLG	OPS
Bohm, A	.452	42	17	19	3	0	0	18	0	2	0	8	4	0	0	1	.519	.524	1.043
Bruce, J	.200	25	7	5	0	0	2	9	0	0	0	1	8	0	0	0	.231	.440	.671
Garlick, K	.143	7	0	1	1	0	0	3	0	0	0	0	1	0	0	0	.143	.286	.429
Gosselin, P	.222	18	10	4	1	0	0	7	0	0	0	4	5	0	0	1	.364	.278	.641
Gregorius, D	.345	55	23	19	2	1	3	30	1	2	2	4	6	2	0	1	.397	.582	.979
Harper, B	.233	43	29	10	2	0	3	18	0	2	1	22	16	3	0	2	.485	.488	.974
Haseley, A	.400	20	7	8	1	0	0	12	2	1	1	2	3	0	0	0	.458	.450	.908
Hoskins, R	.206	34	26	7	2	0	3	17	0	0	2	7	10	0	0	1	.372	.529	.902
Kingery, S	.150	20	9	3	0	0	1	4	1	0	1	2	3	0	0	0	.261	.300	.561
Knapp, A	.409	22	7	9	3	1	1	13	0	1	0	3	7	0	0	0	.462	.773	1.234
Marchan, R	1.000	1	3	1	0	0	1	3	0	0	0	1	0	0	0	0	1.000	4.000	5.000
McCutchen, A	.292	48	21	14	1	0	3	25	0	1	0	5	11	0	0	0	.352	.500	.852
Moniak, M	.000	2	3	0	0	0	0	0	0	0	0	1	1	0	0	0	.333	.000	.333
Parker, B	.000	0	0	0	0	0	0	0	0	0	0	0	0	0	0	0	.000	.000	.000
Quinn, R	.179	28	10	5	0	0	0	5	1	0	0	1	11	4	0	0	.207	.179	.386
Realmuto, J	.235	68	27	16	0	0	6	26	0	0	0	5	20	1	0	2	.288	.500	.788
Segura, J	.298	47	22	14	3	0	2	20	1	0	0	11	7	0	0	1	.431	.489	.920
Torreyes, R	.000	2	1	0	0	0	0	0	0	0	0	0	0	0	0	0	.000	.000	.000
Walker, N	.143	7	5	1	0	0	0	3	0	1	0	0	3	0	0	0	.125	.143	.268
TOTALS	.278	489	227	136	19	2	25	213	6	10	7	77	116	10	0	9	.377	.479	.856

STARTERS BY BATTING ORDER

- 1st** McCutchen – 52; Haseley – 4; Segura – 2; Gosselin – 1; Quinn – 1
- 2nd** Hoskins – 41; Harper – 10; Bohm – 5; Segura – 3; Gregorius – 1
- 3rd** Harper – 48; Bohm – 9; Gregorius – 1; Realmuto – 1; Segura – 1
- 4th** Realmuto – 43; Gregorius – 14; Bohm – 2; Segura – 1
- 5th** Segura – 26; Gregorius – 22; Gosselin – 7; Bruce – 3; Bohm – 1; Realmuto – 1
- 6th** Segura – 21; Gregorius – 16; Bruce – 6; Bohm – 5; Gosselin – 4; Knapp – 3; Haseley – 1
- 7th** Bruce – 15; Gosselin – 13; Bohm – 10; Kingery – 6; Knapp – 6; Haseley – 3; Walker – 3; Gregorius – 2; Garlick – 1; Quinn – 1
- 8th** Kingery – 16; Bohm – 12; Knapp – 10; Walker – 6; Quinn – 5; Garlick – 3; Gosselin – 3; Haseley – 3; Moniak – 2
- 9th** Quinn – 23; Haseley – 12; Kingery – 8; Garlick – 4; Knapp – 4; Torreyes – 3; Marchan – 3; Moniak – 2; Walker – 1

2020 SPRING TRAINING STATISTICS

PLAYER	AVG	G	AB	R	H	2B	3B	HR	RBI	SH	SF	HP	BB	SO	SB	CS	OBP	SLG	OPS	E
Aklinski, B	.000	1	1	0	0	0	0	0	0	0	0	0	0	0	0	0	0.000	.000	.000	0
Álvarez, J	.000	3	0	0	0	0	0	0	0	0	0	0	0	0	0	0	0.000	.000	.000	0
Bethancourt, C	.267	10	15	3	4	0	0	3	5	0	1	0	1	2	0	0	0.294	.867	1.161	0
Bohm, A	.357	16	28	4	10	0	0	0	3	0	1	2	0	2	0	0	0.387	.357	.744	2
Brito, D	.667	2	3	1	2	1	0	0	1	0	0	0	0	0	0	0	0.667	1.000	1.667	0
Brogdon, C	.000	1	0	0	0	0	0	0	0	0	0	0	0	0	0	0	0.000	.000	.000	0
Bruce, J	.333	9	24	5	8	3	0	1	4	0	0	0	0	5	0	0	0.333	.583	.917	0
Castillo, A	.833	4	6	4	5	2	0	0	0	0	0	0	0	0	0	0	0.833	1.167	2.000	1
De La Cruz, C	.400	3	5	2	2	0	0	1	2	0	0	0	0	3	0	0	0.400	1.000	1.400	0
Fitch, C	.000	1	2	0	0	0	0	0	0	0	0	0	0	1	0	0	0.000	.000	.000	1
Forsythe, L	.348	11	23	5	8	2	0	3	4	0	0	0	5	6	0	0	0.464	.826	1.290	0
Gamboa, A	.286	12	14	4	4	0	0	1	3	0	1	0	4	5	0	0	0.421	.500	.921	1
García, E	.000	1	0	0	0	0	0	0	0	0	0	0	0	0	0	0	0.000	.000	.000	0
García, L	.000	1	2	0	0	0	0	0	0	0	0	0	0	1	0	0	0.000	.000	.000	0
Garlick, K	.208	12	24	5	5	0	0	0	2	0	0	0	2	12	0	0	0.269	.208	.478	0
Gomez, J	.500	2	4	1	2	0	1	0	3	0	0	0	0	1	0	1	0.500	1.000	1.500	0
Gosselin, P	.370	16	27	2	10	3	0	1	5	0	1	0	1	3	0	0	0.379	.593	.972	1
Gregorius, D	.167	14	36	2	6	1	0	1	5	0	0	3	3	7	0	0	0.286	.278	.564	1
Grullón, D	.182	12	22	3	4	1	0	1	5	0	0	0	1	12	0	0	0.217	.364	.581	0
Guerra, D	.000	1	0	0	0	0	0	0	0	0	0	0	0	0	0	0	0.000	.000	.000	0
Guthrie, D	.000	3	2	0	0	0	0	0	0	0	0	0	1	1	0	0	0.333	.000	.333	0
Gutierrez, A	.500	3	2	2	1	0	0	1	4	0	0	0	1	0	0	0	0.667	2.000	2.667	0
Guzman, J	.500	1	2	1	1	0	0	0	0	0	0	0	0	0	0	0	0.500	.500	1.000	0
Hall, D	.091	14	22	1	2	0	1	0	2	0	0	0	1	7	0	0	0.130	.182	.312	0
Hammer, J	.000	1	0	0	0	0	0	0	0	0	0	0	0	0	0	0	0.000	.000	.000	0
Harper, B	.429	10	21	7	9	3	0	4	14	0	1	1	5	6	3	0	0.536	1.143	1.679	0
Harrison, J	.154	13	26	3	4	0	0	2	2	0	0	0	4	7	1	0	0.267	.385	.651	1
Haseley, A	.154	10	26	4	4	1	0	0	0	0	0	1	1	9	1	0	0.214	.192	.407	0
Hoskins, R	.235	15	34	5	8	4	0	1	3	0	0	1	9	16	1	0	0.409	.441	.850	0
Howard, S	.000	1	0	0	0	0	0	0	0	0	0	0	0	0	0	0	0.000	.000	.000	0
Irvin, C	.000	1	0	0	0	0	0	0	0	0	0	0	0	0	0	0	0.000	.000	.000	0
Kelley, T	.000	1	0	0	0	0	0	0	0	0	0	0	0	0	0	0	0.000	.000	.000	0
Kingery, S	.194	15	36	4	7	1	0	1	4	0	1	0	7	12	1	0	0.318	.306	.624	0
Knapp, A	.286	4	7	2	2	1	0	0	0	0	0	0	1	2	0	0	0.375	.429	.804	0
Lartigue, H	.111	6	9	1	1	0	0	0	0	0	0	0	2	5	0	0	0.273	.111	.384	0
Liriano, F	.000	1	0	0	0	0	0	0	0	0	0	0	0	0	0	0	0.000	.000	.000	0
Listi, A	.333	13	21	4	7	0	0	1	2	0	0	1	2	2	0	0	0.417	.476	.893	1
Mahtook, M	.231	15	26	4	6	2	0	2	4	0	0	0	2	10	0	1	0.286	.538	.824	1
Marchan, R	.429	6	7	1	3	0	0	0	0	0	0	0	0	2	1	0	0.429	.429	.857	0
Martini, N	.316	12	19	5	6	0	0	2	4	0	0	1	3	5	0	0	0.435	.632	1.066	0
Maton, N	.211	14	19	3	4	1	0	1	7	0	0	0	6	8	0	0	0.400	.421	.821	0
McCutchen, A	.143	2	7	0	1	0	0	0	1	0	0	0	0	3	0	0	0.143	.143	.286	0
Moniak, M	.353	14	17	5	6	2	1	0	2	0	0	0	5	3	2	1	0.500	.588	1.088	0
Muzziotti, S	.375	4	8	2	3	0	0	0	2	0	0	0	1	3	0	0	0.444	.375	.819	0
Nava, A	.000	1	1	0	0	0	0	0	0	0	0	0	0	0	0	0	0.000	.000	.000	0
Neris, H	.000	4	0	0	0	0	0	0	0	0	0	0	0	0	0	0	0.000	.000	.000	0
Nola, A	1.000	2	1	0	1	0	0	0	1	0	0	0	0	0	0	0	1.000	1.000	2.000	0
O'Hoppe, L	.000	1	1	0	0	0	0	0	0	0	0	0	0	0	0	0	0.000	.000	.000	0
Ortiz, J	.167	4	6	2	1	0	0	1	4	0	0	1	0	3	1	0	0.286	.667	.952	0
Quinn, R	.259	12	27	7	7	2	0	2	6	0	1	3	3	7	4	1	0.382	.556	.938	1
Randolph, C	.167	3	6	0	1	0	0	0	0	0	0	0	0	3	0	0	0.167	.167	.333	0
Realmutó, J	.310	11	29	5	9	3	1	2	6	0	0	1	4	4	0	0	0.412	.690	1.101	0
Rivera, T	.250	3	4	0	1	0	0	0	0	0	0	0	0	2	0	0	0.250	.250	.500	0
Rojas, J	.000	2	2	0	0	0	0	0	0	0	0	0	0	2	0	0	0.000	.000	.000	0
Segura, J	.290	13	31	4	9	2	0	0	4	0	0	2	5	5	0	1	0.421	.355	.776	0
Singer, J	.000	1	0	0	0	0	0	0	0	0	0	0	0	0	0	0	0.000	.000	.000	0
Stephen, J	.000	1	2	0	0	0	0	0	0	0	0	0	1	2	0	0	0.333	.000	.333	0
Storen, D	.000	3	0	0	0	0	0	0	0	0	0	0	0	0	0	0	0.000	.000	.000	0
Stott, B	.000	1	2	0	0	0	0	0	0	0	0	0	0	1	0	0	0.000	.000	.000	0
Suárez, R	.000	1	0	0	0	0	0	0	0	1	0	0	0	0	0	0	0.000	.000	.000	0
Swarzak, A	.000	3	0	0	0	0	0	0	0	0	0	0	0	0	0	0	0.000	.000	.000	0
Szczur, M	.000	1	1	0	0	0	0	0	0	0	0	0	0	0	0	0	0.000	.000	.000	0
Torreyes, R	.292	14	24	1	7	2	0	0	0	0	0	0	2	4	1	0	0.346	.375	.721	0
Velasquez, V	.000	1	0	0	0	0	0	0	0	0	0	0	0	0	0	0	0.000	.000	.000	0
Vierling, M	.429	7	7	2	3	0	0	0	2	0	0	0	3	0	0	0	0.600	.429	1.029	0
Walker, N	.212	14	33	3	7	1	0	1	3	0	0	1	1	10	0	0	0.257	.333	.590	0
Wheeler, Z	1.000	1	1	0	1	0	0	0	0	0	0	0	0	0	0	0	1.000	1.000	2.000	0
Williams, L	.391	14	23	6	9	1	0	1	3	0	0	1	2	3	2	0	0.462	.565	1.027	0
Williams, N	.143	13	28	4	4	1	0	0	2	0	1	0	5	7	0	0	0.265	.179	.443	1
PHILLIES	.264	23	776	129	205	40	4	34	124	1	8	19	94	214	18	5	.355	.457	.812	14
OPPONENTS	.243	23	769	98	187	38	5	27	91	0	6	14	83	213	8	4	.326	.411	.737	18

2020 SPRING TRAINING STATISTICS

PLAYER	W-L	ERA	G	GS	CG	SHO	SV	IP	H	R	ER	HR	HB	BB	SO	WP	BK	AVG
Alvarez, J	1-0	0.00	5	0	0	0	0	5.0	4	1	0	0	1	0	4	0	0	.211
Arano, V	0-0	0.00	1	0	0	0	0	1.0	1	0	0	0	0	0	0	0	0	.250
Arrieta, J	2-1	4.82	3	3	0	0	0	9.1	6	5	5	2	1	6	4	4	0	.182
Brogdon, C	2-0	4.91	6	0	0	0	0	3.2	2	2	2	1	1	1	4	0	0	.143
Cleavinger, G	0-0	5.40	5	0	0	0	1	5.0	2	3	3	0	2	6	7	0	0	.125
Davis, A	0-0	2.70	6	0	0	0	1	6.2	5	2	2	1	0	1	9	0	0	.200
Dohy, K	0-0	6.00	3	0	0	0	0	3.0	3	2	2	2	1	0	3	0	0	.273
Dominguez, S	0-0	0.00	2	0	0	0	0	2.0	0	0	0	0	0	0	2	0	0	.000
Eastman, C	0-0	0.00	1	0	0	0	0	1.0	1	0	0	0	0	0	1	0	0	.250
Eflin, Z	0-0	7.36	2	2	0	0	0	3.2	4	3	3	0	0	4	1	0	0	.333
Garcia, E	1-0	6.00	6	0	0	0	0	6.0	9	5	4	1	0	0	7	1	0	.346
Garcia, J	0-0	108.00	1	0	0	0	0	0.1	3	4	4	0	0	1	0	0	0	1.000
Guerra, D	0-0	2.70	6	0	0	0	0	6.2	7	2	2	1	1	3	6	1	0	.280
Hammer, J	0-0	4.76	5	0	0	0	1	5.2	5	3	3	2	0	2	4	0	0	.238
Hennigan, J	0-0	10.80	2	0	0	0	0	1.2	1	2	2	0	0	2	4	1	0	.143
Hernandez, J	0-0	0.00	1	0	0	0	0	1.0	1	0	0	0	0	0	1	0	0	.250
Howard, S	0-0	0.00	1	0	0	0	0	1.0	2	0	0	0	0	0	1	0	0	.400
Irvin, C	2-0	4.50	4	0	0	0	0	8.0	5	4	4	1	0	0	5	0	0	.172
Jones, D	0-0	0.00	2	0	0	0	0	3.0	0	0	0	0	0	2	5	0	1	.000
Kelley, T	0-0	0.00	6	0	0	0	0	6.1	2	0	0	0	0	2	9	1	0	.091
Liriano, F	0-0	0.00	4	0	0	0	0	4.0	0	0	0	0	0	4	2	0	0	.000
Llovera, M	0-0	2.57	5	0	0	0	1	7.0	4	2	2	1	1	3	7	0	0	.154
McClain, R	0-0	5.14	5	0	0	0	0	7.0	10	4	4	2	0	3	4	0	0	.323
McGarry, S	0-0	0.00	2	0	0	0	0	1.1	1	0	0	0	0	0	4	0	0	.200
Medina, A	0-0	0.00	2	0	0	0	1	1.2	0	0	0	0	0	1	1	0	0	.000
Morgan, A	0-0	0.00	3	0	0	0	0	2.2	2	0	0	0	0	2	5	0	0	.200
Neris, H	0-0	1.80	5	0	0	0	0	5.0	5	2	1	0	0	2	2	0	1	.263
Nola, A	2-0	2.77	4	4	0	0	0	13.0	14	4	4	0	1	2	13	0	0	.275
Norris, B	0-0	9.00	4	0	0	0	0	4.0	6	4	4	1	0	2	3	1	0	.353
Parker, B	0-0	6.35	5	0	0	0	0	5.2	8	4	4	1	0	3	10	0	0	.333
Parkinson, D	0-0	0.00	1	0	0	0	0	1.0	2	0	0	0	0	1	2	0	0	.400
Pivetta, N	0-1	8.22	3	3	0	0	0	7.2	10	7	7	0	1	4	10	1	0	.303
Romero, J	0-0	9.00	2	0	0	0	0	2.0	4	2	2	0	0	2	3	0	0	.400
Ross, A	0-0	0.00	1	0	0	0	0	1.0	0	0	0	0	0	1	0	0	0	.000
Rosso, R	0-1	2.70	5	1	0	0	0	6.2	5	2	2	0	1	2	6	0	0	.217
Russ, A	1-0	1.59	6	0	0	0	0	5.2	5	1	1	1	0	3	5	1	0	.263
Sánchez, C	1-0	20.25	2	0	0	0	0	1.1	3	3	3	0	0	4	3	2	0	.500
Singer, J	0-0	0.00	2	0	0	0	1	1.1	0	0	0	0	0	0	4	0	0	.000
Stock, R	0-0	0.00	1	0	0	0	0	1.0	0	0	0	0	0	1	0	0	0	.000
Storen, D	0-0	3.60	5	0	0	0	0	5.0	4	2	2	1	0	0	5	1	0	.222
Suárez, R	1-1	2.25	3	3	0	0	0	8.0	10	3	2	0	0	1	8	0	0	.313
Swarzak, A	0-0	7.20	5	0	0	0	0	5.0	5	5	4	3	0	1	8	1	0	.250
Velasquez, V	0-1	3.55	4	3	0	0	0	12.2	11	5	5	3	2	6	12	1	0	.239
Warren, Z	1-0	16.20	2	0	0	0	0	1.2	3	3	3	0	0	2	4	1	0	.429
Wheeler, Z	1-1	4.97	4	4	0	0	0	12.2	12	7	7	3	1	4	13	2	0	.255
PHILLIES	15-6	4.10	23	23	0	1	6	204.0	187	98	93	27	14	83	213	19	2	.243
OPPONENTS	6-15	5.45	23	23	0	1	4	199.2	205	129	121	34	19	94	214	13	1	.264

MISCELLANEOUS CLUB STATISTICS

	W	L
VS ATL	5	5
VS MIA	3	7
VS NYM	6	4
VS WSH	7	3
TOTALS VS NL EAST	21	19

	W	L
VS BAL	0	3
VS BOS	2	2
VS NYN	2	2
VS TB	0	3
VS TOR	3	3
TOTALS VS AL EAST	7	13

OVERALL TOTALS **28** **32**

	PHI	OPP
DOUBLE PLAYS	57	48
TRIPLE PLAYS	0	0
LEFT ON BASE	423	401
GRAND SLAMS	2	0
HR – CITIZENS BANK PARK	48	49
HR – ROAD	34	31

	W	L
SHUTOUTS	5	2
SHO – INDIVIDUAL	2	0
EXTRA INNINGS	3	2
ONE-RUN DECISIONS	8	10
TWO-RUN DECISIONS	3	4
VS LH STARTERS	13	9
VS RH STARTERS	15	23
GRASS FIELDS	26	24
ARTIFICIAL FIELDS	2	8
DAY GAMES	5	15
NIGHT GAMES	23	17

DOUBLEHEADERS WON 1 LOST 4 SPLIT 3

	W	L
STARTERS	19	18
RELIEVERS	9	14
STREAKS	5	5

DETAILED HITTING

	AVG	AB	R	H	HR	RBI	OPS
VS LEFT	.257	545	-	140	27	87	.815
VS RIGHT	.257	1403	-	360	55	202	.768
INN. 1-6	.261	1416	232	370	66	220	.802
INN. 7+	.244	532	74	130	16	69	.725
EXTRA INN.	.262	187	38	49	11	37	.841
BATTING #1	.265	249	37	66	9	32	.752
BATTING #2	.252	226	43	57	13	33	.849
BATTING #3	.284	204	44	58	11	32	.936
BATTING #4	.253	229	39	58	14	39	.798
BATTING #5	.303	221	33	67	10	44	.871
BATTING #6	.237	207	31	49	6	25	.704
BATTING #7	.200	210	23	42	8	26	.674
BATTING #8	.272	206	31	56	8	38	.771
BATTING #9	.240	196	25	47	3	20	.651
AS P	.000	1	0	0	0	0	.000
AS C	.277	202	40	56	14	45	.912
AS 1B	.244	221	42	54	10	31	.781
AS 2B	.197	213	25	42	8	27	.623
AS 3B	.319	210	34	67	7	29	.879
AS SS	.289	225	36	65	10	40	.832
AS LF	.224	228	28	51	8	33	.668
AS CF	.246	195	24	48	2	16	.637
AS RF	.242	198	40	48	13	30	.873
AS DH (NOT PH)	.265	215	30	57	10	32	.830
AS PH (NOT DH)	.286	35	5	10	0	5	.718
ALL DH	.268	220	31	59	10	33	.832
ALL PH	.300	40	6	12	0	6	.741

TEAM HITTING

	AVG	AB	R	H	HR	RBI	OPS
HOME	.260	1029	174	268	48	164	.815
ROAD	.252	919	132	232	34	125	.743
DAY	.221	605	73	134	20	69	.683
NIGHT	.273	1343	233	366	62	220	.826
GRASS	.256	1631	263	418	73	250	.792
TURF	.259	317	43	82	9	39	.724
JULY	.240	100	15	24	6	13	.841
AUGUST	.264	891	153	235	41	149	.803
SEPTEMBER	.252	957	138	241	35	127	.755
VS ATL	.248	323	53	80	20	52	.815
VS BAL	.261	111	17	29	5	17	.788
VS BOS	.256	125	24	32	5	22	.789
VS MIA	.257	315	51	81	14	47	.800
VS NYM	.250	340	48	85	14	46	.765
VS NYY	.246	122	20	30	4	18	.727
VS TB	.245	102	7	25	1	5	.604
VS TOR	.271	177	31	48	4	29	.761
VS WSH	.270	333	55	90	15	53	.823

TEAM PITCHING

	W	L	SV	G	IP	H	R	ER	BB	SO	ERA
HOME	19	13	7	32	276.0	294	155	149	95	280	4.86
ROAD	9	19	4	28	221.0	256	156	135	90	252	5.50
DAY	5	15	2	20	157.2	193	124	113	63	175	6.45
NIGHT	23	17	9	40	339.1	357	187	171	122	357	4.54
GRASS	26	24	11	50	422.1	466	262	236	152	443	5.03
TURF	2	8	0	10	74.2	84	49	48	33	89	5.79
JULY	1	2	0	3	27.0	27	17	17	10	24	5.67
AUGUST	14	13	5	27	229.0	268	149	132	84	240	5.19
SEPTEMBER	13	17	6	30	241.0	255	145	135	91	268	5.04
VS ATL	5	5	2	10	86.2	100	59	52	34	90	5.40
VS BAL	0	3	0	3	28.0	42	26	25	10	29	8.04
VS BOS	2	2	0	4	31.0	41	22	22	18	43	6.39
VS MIA	3	7	0	10	77.2	86	51	50	31	80	5.79
VS NYM	6	4	3	10	89.0	105	55	50	28	89	5.06
VS NYY	2	2	2	4	31.0	36	20	17	5	34	4.94
VS TB	0	3	0	3	24.0	25	15	15	12	33	5.63
VS TOR	3	3	2	6	44.1	43	26	22	21	47	4.47
VS WSH	7	3	2	10	85.1	72	37	31	26	87	3.27

DETAILED FIELDING

PITCHER

PLAYER	PCT	G	TC	PO	A	E	DP	TP
Álvarez, J	1.000	8	2	0	2	0	0	0
Arrieta, J	1.000	9	10	2	8	0	0	0
Brogdon, C	1.000	9	1	0	1	0	0	0
Cleavinger, G	.000	1	0	0	0	0	0	0
Davis, A	.000	4	0	0	0	0	0	0
Eflin, Z	1.000	11	10	1	9	0	0	0
Guerra, D	1.000	9	3	3	0	0	0	0
Hale, D	1.000	6	2	0	2	0	0	0
Hembree, H	1.000	11	2	1	1	0	0	0
Howard, S	1.000	6	4	3	1	0	0	0
Hunter, T	1.000	24	6	1	5	0	1	0
Irvin, C	.000	3	0	0	0	0	0	0
Kelley, T	.000	4	0	0	0	0	0	0
Llovera, M	1.000	1	1	0	1	0	0	0
McClain, R	1.000	5	1	0	1	0	0	0
Medina, A	1.000	1	3	1	2	0	0	0
Morgan, A	.000	17	1	0	0	1	0	0
Neris, H	1.000	24	3	1	2	0	0	0
Nola, A	1.000	12	9	5	4	0	0	0
Parker, B	1.000	14	2	0	2	0	0	0
Phelps, D	1.000	10	2	2	0	0	0	0
Pivetta, N	.000	3	0	0	0	0	0	0
Romero, J	1.000	12	1	1	0	0	0	0
Rosso, R	.000	7	0	0	0	0	0	0
Suárez, R	1.000	3	1	0	1	0	1	0
Velasquez, V	.900	9	10	1	8	1	0	0
Walker, N	.000	1	0	0	0	0	0	0
Wheeler, Z	.941	11	17	4	12	1	3	0
Workman, B	1.000	14	3	0	3	0	0	0

CATCHER

PLAYER	PCT	G	TC	PO	A	E	DP	TP	PB
Knapp, A	.991	29	233	218	13	2	1	0	4
Marchan, R	.963	3	27	25	1	1	0	0	0
Realmuto, J	.993	36	306	296	8	2	3	0	1

FIRST BASE

PLAYER	PCT	G	TC	PO	A	E	DP	TP
Bohm, A	1.000	7	59	55	4	0	6	0
Bruce, J	1.000	2	14	13	1	0	0	0
Gosselin, P	1.000	8	41	39	2	0	5	0
Hoskins, R	.988	40	340	315	21	4	34	0
Knapp, A	1.000	1	6	6	0	0	2	0
Realmuto, J	1.000	6	16	16	0	0	0	0
Walker, N	1.000	3	20	19	1	0	3	0

SECOND BASE

PLAYER	PCT	G	TC	PO	A	E	DP	TP
Gosselin, P	1.000	4	8	1	7	0	2	0
Kingery, S	.952	29	104	40	59	5	23	0
Segura, J	1.000	32	112	27	85	0	20	0
Torreyes, R	1.000	1	3	1	2	0	1	0
Walker, N	1.000	9	13	5	8	0	1	0

THIRD BASE

PLAYER	PCT	G	TC	PO	A	E	DP	TP
Bohm, A	.957	38	94	26	64	4	6	0
Gosselin, P	1.000	2	2	1	1	0	0	0
Segura, J	.964	24	55	13	40	2	4	0
Walker, N	1.000	2	5	1	4	0	0	0

SHORTSTOP

PLAYER	PCT	G	TC	PO	A	E	DP	TP
Gregorius, D	.968	59	218	79	132	7	34	0
Kingery, S	.000	1	0	0	0	0	0	0
Segura, J	.909	4	11	2	8	1	2	0
Torreyes, R	1.000	2	3	0	3	0	0	0

LEFT FIELD

PLAYER	PCT	G	TC	PO	A	E	DP	TP
Bruce, J	1.000	11	21	20	1	0	0	0
Garlick, K	1.000	5	1	1	0	0	0	0
Gosselin, P	.800	7	5	4	0	1	0	0
Haseley, A	1.000	11	2	2	0	0	0	0
McCutchen, A	1.000	39	47	47	0	0	0	0
Moniak, M	.818	5	11	9	0	2	0	0
Walker, N	.000	1	0	0	0	0	0	0

CENTER FIELD

PLAYER	PCT	G	TC	PO	A	E	DP	TP
Harper, B	1.000	3	3	3	0	0	0	0
Haseley, A	1.000	24	33	33	0	0	0	0
Kingery, S	1.000	9	8	8	0	0	0	0
Quinn, R	.984	37	62	58	3	1	1	0
Torreyes, R	1.000	1	1	1	0	0	0	0

RIGHT FIELD

PLAYER	PCT	G	TC	PO	A	E	DP	TP
Bruce, J	1.000	6	7	6	1	0	1	0
Garlick, K	1.000	5	1	1	0	0	0	0
Gosselin, P	1.000	7	3	3	0	0	0	0
Harper, B	.985	48	67	64	2	1	0	0
Haseley, A	1.000	9	2	2	0	0	0	0
Moniak, M	1.000	1	3	3	0	0	0	0
Quinn, R	1.000	2	2	2	0	0	0	0

TRANSACTIONS

JUNE

- 6/28** RHP Seranthony Domínguez placed on 60-day IL with a right elbow injury
6/30 INF Scott Kingery, RHP Tommy Hunter, RHP Héctor Neris, LHP Ranger Suárez placed on the IL

JULY

- 7/15** LHP Austin Davis placed on the IL
7/23 RHP Ramón Rosso, INF Neil Walker, RHP Trevor Kelley contracts selected from Lehigh Valley
LHP Austin Davis, RHP Tommy Hunter, INF Scott Kingery, RHP Héctor Neris reinstated from the IL
RHP Robert Stock designated for assignment
7/24 INF Phil Gosselin contract selected
INF Arquímedes Gamboa designated for assignment

AUGUST

- 8/3** RHP Enyel De Los Santos recalled from Lehigh Valley
RHP Reggie McClain placed on Paternity List
8/5 RHP Enyel De Los Santos optioned to Lehigh Valley
OF Kyle Garlick optioned to Lehigh Valley
8/6 RHP Reggie McClain reinstated from Paternity List and placed on 10-day IL with a right shoulder impingement (retro to 8/3)
8/9 OF Kyle Garlick added as 29th man for doubleheader
RHP Spencer Howard contract selected from Lehigh Valley
LHP Cole Irvin optioned to Lehigh Valley
RHP Enyel De Los Santos designated for assignment
8/11 RHP Connor Brogdon and RHP Blake Parker contracts selected
RHP Nick Pivetta optioned to Lehigh Valley
RHP Trevor Kelley and OF Nick Williams designated for assignment
8/13 INF Alec Bohm contract selected from Lehigh Valley
OF Adam Haseley placed on 10-day IL with a left wrist sprain (retro to 8/12)
RHP Edgar García designated for assignment
8/14 LHP JoJo Romero recalled from Lehigh Valley
LHP Austin Davis optioned to Lehigh Valley
RHP Enyel De Los Santos outrighted to Lehigh Valley
RHP Trevor Kelley outrighted to Lehigh Valley
8/16 OF Roman Quinn placed on IL
OF Kyle Garlick recalled from Lehigh Valley
LHP JoJo Romero optioned to Lehigh Valley
8/18 OF Roman Quinn reinstated from IL
RHP Edgar García traded to Tampa Bay Rays
8/20 RHP Reggie McClain reinstated from 10-day IL
LHP Cole Irvin recalled from Lehigh Valley
OF Kyle Garlick optioned to Lehigh Valley
RHP Ramón Rosso optioned to Lehigh Valley
LHP JoJo Romero added as 29th man for doubleheader
8/21 LHP José Álvarez placed on 10-day IL with a testicular contusion
LHP JoJo Romero recalled from Lehigh Valley
RHP David Hale acquired from New York Yankees
LHP Austin Davis designated for assignment
RHP Heath Hembree and RHP Brandon Workman acquired from Boston Red Sox
8/22 OF Adam Haseley reinstated from IL
OF Jay Bruce placed on 10-day IL with a left quad strain (retro to 8/21)
RHP Connor Brogdon optioned to Lehigh Valley
LHP Cole Irvin optioned to Lehigh Valley
RHP Deolis Guerra designated for assignment

AUGUST (continued)

- 8/25** RHP Deolis Guerra outrighted to Lehigh Valley
8/26 LHP Austin Davis traded to Pittsburgh Pirates
8/31 RHP David Phelps acquired from Milwaukee Brewers
RHP Reggie McClain designated for assignment
OF Jay Bruce reinstated from 10-day IL
LHP Ranger Suárez reinstated from IL
INF Scott Kingery placed on 10-day IL with back spasms

SEPTEMBER

- 9/1** Adam Morgan placed on 10-day IL (retro to 8/31) with left shoulder fatigue
RHP David Phelps reported to team
9/3 RHP Reggie McClain cleared waivers and outrighted to Lehigh Valley
9/6 OF Jay Bruce placed on 10-day IL with a left quad strain
OF Roman Quinn placed on 7-day concussion IL
OF Kyle Garlick recalled from Lehigh Valley
RHP Mauricio Llovera recalled from Lehigh Valley
9/7 RHP Mauricio Llovera optioned to Lehigh Valley
RHP Connor Brogdon recalled from Lehigh Valley
9/8 LHP Garrett Cleavinger added as 29th man for doubleheader
9/10 RHP Connor Brogdon optioned to Lehigh Valley
9/11 INF Ronald Torreyes contract selected from Lehigh Valley
LHP Adam Morgan reinstated from 10-day IL
INF Neil Walker designated for assignment
RHP Ramón Rosso added as 29th man for doubleheader
9/13 RHP Spencer Howard placed on 10-day IL with right shoulder stiffness
RHP Connor Brogdon recalled from Lehigh Valley
RHP Ramón Rosso added as 29th man for doubleheader
RHP Connor Brogdon optioned to Lehigh Valley
LHP José Álvarez transferred to 45-day IL
C Rafael Marchán contract selected from Lehigh Valley
9/14 INF Scott Kingery reinstated from 10-day IL
LHP Ranger Suárez optioned to Lehigh Valley
9/15 INF Rhys Hoskins placed on 10-day IL with a left elbow strain (retro to 9/13)
INF Ronald Torreyes designated for assignment
OF Roman Quinn reinstated from 7-day concussion IL
LHP Garrett Cleavinger recalled from Lehigh Valley
9/16 RHP Jake Arrieta placed on 10-day IL with a right hamstring strain
OF Kyle Garlick placed on 10-day IL with a right oblique strain
RHP Connor Brogdon recalled from Lehigh Valley
OF Mickey Moniak contract selected from Lehigh Valley
9/17 INF Ronald Torreyes cleared waivers and outrighted to Lehigh Valley
9/18 LHP Garrett Cleavinger optioned to Lehigh Valley
OF Jay Bruce reinstated from 10-day IL
RHP Ramón Rosso added as 29th man for doubleheader
9/20 RHP Adonis Medina recalled from Lehigh Valley
OF Mickey Moniak optioned to Lehigh Valley
RHP Adonis Medina optioned to Lehigh Valley
9/21 RHP Heath Hembree placed on 10-day IL with a right elbow strain
OF Mickey Moniak recalled from Lehigh Valley
RHP Ramón Rosso recalled from Lehigh Valley
9/22 LHP Ranger Suárez added as 29th man for doubleheader
9/23 RHP Ramón Rosso optioned to Lehigh Valley
9/25 LHP Ranger Suárez recalled from Lehigh Valley
RHP Spencer Howard reinstated from 10-day IL
OF Mickey Moniak optioned to Lehigh Valley

2020 DAY BY DAY

GAME	DATE	DAY	D/N	OPPONENT	W-L	SCORE	WP / LP / SAVE	TIME	POSITION	GA/GB	RECORD
1	7/24	Fri	N	vs MIA	L	5-2	Alcantara / NOLA (0-1) / Kintzler	3:10	T3	1.0	0-1
2	7/25	Sat	D	vs MIA	W	7-1	WHEELER (1-0) / Vesia	2:54	T1	0	1-1
3	7/26	Sun	D	vs MIA	L	11-6	Tarpley / IRVIN (0-1)	3:44	T3	1.0	1-2
4	8/3	Mon	N	at NYY	L	6-3	Cole / ARRIETA (0-1) / Britton	3:00	5	2.5	1-3
	8/4	Tue	N	at NYY			PPD - inclement weather				
5	8/5	Wed	N	*vs NYY	W	11-7 (7)	WHEELER (2-0) / Happ / NERIS (1)	2:44			2-3
6		N	N	vs NYY	L	3-1 (7)	Ottavino / HUNTER (0-1) / Britton	2:38	5	3.0	2-4
7	8/6	Thu	N	vs NYY	W	5-4	GUERRA (1-0) / Montgomery / NERIS (2)	3:22	4	3.0	3-4
	8/7	Fri	N	vs ATL			PPD - inclement weather				
8	8/8	Sat	N	vs ATL	W	5-0	ARRIETA (1-1) / Wright	2:31	3	2.5	4-4
9	8/9	Sun	D	vs ATL	L	5-2 (7)	Matzek / GUERRA (1-1) / Melancon	2:59			4-5
10		D	D	vs ATL	L	8-0 (7)	Fried / HOWARD (0-1)	2:29	4	3.5	4-6
11	8/10	Mon	N	vs ATL	W	13-8	NOLA (1-1) / Newcomb	2:54	3	2.5	5-6
12	8/11	Tue	N	vs BAL	L	10-9 (10)	Sulser / GUERRA (1-2) / Lakins Sr.	4:00	4	2.5	5-7
13	8/12	Wed	N	vs BAL	L	5-4	Armstrong / EFLIN (0-1) / Sulser	3:28	5	3.5	5-8
14	8/13	Thu	D	vs BAL	L	11-4	Eshelman / ARRIETA (1-2)	3:29	5	4.0	5-9
15	8/14	Fri	N	vs NYM	W	6-5	NERIS (1-0) / Lugo	3:24	5	4.0	6-9
16	8/15	Sat	N	vs NYM	W	6-2	NOLA (2-1) / Matz	2:45	3	3.0	7-9
17	8/16	Sun	D	vs NYM	W	6-2	WHEELER (3-0) / Porcello	2:57	3	2.0	8-9
18	8/18	Tue	N	at BOS	W	13-6	PARKER (1-0) / Taylor	4:06	3	1.5	9-9
19	8/19	Wed	D	at BOS	L	6-3	Brice / ARRIETA (1-3) / Workman	3:36	3	2.0	9-10
20	8/20	Thu	D	^at TOR	L	3-2 (7)	Romano / GUERRA (1-3)	2:43			9-11
21		D	D	^at TOR	L	9-8 (7)	Kay / NERIS (1-1) / Cole	3:06	T4	3.0	9-12
22	8/21	Fri	N	at ATL	L	11-2	Fried / NOLA (2-2)	3:18	T4	4.0	9-13
23	8/22	Sat	N	at ATL	L	6-5	Melancon / WORKMAN (0-1)	3:18	5	4.0	9-14
24	8/23	Sun	N	at ATL	W	5-4	EFLIN (1-1) / Tomlin / WORKMAN (1)	3:17	5	4.0	10-14
25	8/25	Tue	N	at WSH	W	8-3	ARRIETA (2-3) / Fedde	3:13	3	3.5	11-14
26	8/26	Wed	N	at WSH	W	3-2	NOLA (3-2) / Harris / WORKMAN (2)	3:19	3	4.0	12-14
	8/27		N	at WSH			PPD				
27	8/28	Fri	N	vs ATL	W	7-4 (11)	PARKER (2-0) / Melancon	4:07	4	3.0	13-14
28	8/29	Sat	D	vs ATL	W	4-1	EFLIN (2-1) / Tomlin / WORKMAN (3)	2:33	T2	2.0	14-14
29	8/30	Sun	N	vs ATL	L	12-10	Minter / ARRIETA (2-4) / Melancon	4:13	T2	3.0	14-15
30	8/31	Mon	N	vs WSH	W	8-6	HOWARD (1-1) / Fedde	2:48	T2	3.0	15-15
31	9/1	Tue	N	vs WSH	W	6-0	NOLA (4-2) / Corbin	3:14	T2	3.0	16-15
32	9/2	Wed	N	vs WSH	W	3-0	WHEELER (4-0) / Scherzer / WORKMAN (4)	2:50	2	3.0	17-15
33	9/3	Thu	D	vs WSH	W	6-5 (10)	PARKER (3-0) / Doolittle	3:50	2	2.5	18-15
34	9/4	Fri	N	at NYM	W	5-3	ARRIETA (3-4) / Hughes / WORKMAN (5)	3:11	2	2.0	19-15
35	9/5	Sat	N	at NYM	L	5-1	Lugo / HOWARD (1-2)	3:08	2	2.0	19-16
36	9/6	Sun	D	at NYM	L	14-1	deGrom / NOLA (4-3)	3:18	2	3.0	19-17
37	9/7	Mon	D	at NYM	W	9-8 (10)	WORKMAN (1-1) / Castro / NERIS (3)	3:40	2	2.0	20-17
38	9/8	Tue	N	vs BOS	W	6-5 (7)	NERIS (2-1) / Barnes	2:49			21-17
39		N	N	vs BOS	L	5-2 (7)	Mazza / PHELPS (2-4) / Walden	2:36	2	2.0	21-18
40	9/10	Thu	N	at MIA	L	7-6	Garcia / WORKMAN (1-2)	3:26	2	3.0	21-19
41	9/11	Fri	N	at MIA	W	11-0 (7)	NOLA (5-3) / Rogers	2:33			22-19
42		N	N	at MIA	L	5-3 (7)	Hoyt / SUAREZ (0-1) / Garcia	2:41	2	2.5	22-20
43	9/12	Sat	N	at MIA	W	12-6	HEMBREE (1-0) / Urena	3:43	2	2.5	23-20
44	9/13	Sun	D	at MIA	L	2-1 (7)	Sanchez / ROSSO (0-1)	2:01			23-21
45		D	D	at MIA	L	8-1 (7)	Garrett / EFLIN (2-2)	2:22	3	4.0	23-22
46	9/14	Mon	D	at MIA	L	6-2	Lopez / VELASQUEZ (0-1)	2:47	3	4.0	23-23
47	9/15	Tue	N	vs NYM	W	4-1	ARRIETA (4-4) / Porcello / NERIS (4)	2:58	3	4.0	24-23
48	9/16	Wed	N	vs NYM	L	5-4	Castro / NERIS (2-2) / Diaz	3:17	3	4.0	24-24
49	9/17	Thu	N	vs NYM	L	10-6	Wilson / WORKMAN (1-3)	4:12	3	4.5	24-25
50	9/18	Fri	N	*vs TOR	W	7-0 (7)	EFLIN (3-2) / Ray	2:33			25-25
51		N	N	vs TOR	W	8-7 (7)	BROGDON (1-0) / Dolis / NERIS (5)	3:14	3	4.0	26-25
52	9/19	Sat	N	vs TOR	W	3-1	VELASQUEZ (1-1) / Ryu / HUNTER (1)	3:16	3	3.0	27-25
53	9/20	Sun	D	vs TOR	L	6-3	Walker / MEDINA (0-1) / Bass	3:28	3	4.0	27-26
54	9/21	Mon	N	at WSH	L	5-1	Sanchez / WHEELER (4-1)	3:48	3	5.0	27-27
55	9/22	Tue	D	at WSH	L	5-1 (7)	Voth / NOLA (5-4)	2:09			27-28
56		D	D	at WSH	L	8-7 (8)	Hudson / WORKMAN (1-4)	3:25	3	6.5	27-29
57	9/23	Wed	N	at WSH	W	12-3	EFLIN (4-2) / Fedde	2:48	3	6.5	28-29
58	9/25	Fri	N	at TB	L	6-4	Anderson / MORGAN (0-1) / Curtis	3:08	3	7.0	28-30
59	9/26	Sat	N	at TB	L	4-3	Fairbanks / WHEELER (4-2) / Slegers	2:53	3	7.0	28-31
60	9/27	Sun	D	at TB	L	5-0	Fleming / NOLA (5-5)	2:59	3	7.0	28-32

* at Citizens Bank Park; counted as a home game, but Phillies batted first

^ at Sahlen Field in Buffalo, NY

HIGHS & LOWS

TEAM BATTING

Most runs, game, Phillies: 13 – 2 times, last: 8/18 at BOS
Most runs, game, opponent: 14 – 9/6 at NYM
Most runs, inning, Phillies: 7 – 3 times, last: 8/20 at TOR (1st, gm 2)
Most runs, inning, opponent: 10 – 8/30 vs ATL (2nd)
Most hits, game, Phillies: 16 – 8/18 at BOS
Most hits, game, opponent: 17 – 9/6 at NYM
Most hits, inning, Phillies: 7 – 2 times, last: 8/30 vs ATL (3rd)
Most hits, inning, opponent: 8 – 8/30 vs ATL (2nd)
Most doubles, game, Phillies: 6 – 9/11 at MIA (gm 1)
Most doubles, game, opponent: 7 – 9/6 at NYM
Most triples, game, Phillies: 1 – multiple times
Most triples, game, opponent: 2 – 2 times, last: 9/17 vs NYM
Most home runs, game, Phillies: 5 – 2 times, last: 9/23 at WSH
Most home runs, game, opponent: 5 – 9/6 at NYM
Most extra-base hits, Phillies: 8 – 9/11 at MIA (gm 1)
Most extra-base hits, opponent: 12 – 9/6 at NYM
Most stolen bases, Phillies: 4 – 8/25 at WSH
Most stolen bases, opponent: 2 – 6 times, last: 9/22 at WSH (gm 2)
Most sacrifice flies, Phillies: 1 – multiple times
Most sacrifice flies, opponent: 1 – multiple times
Most sacrifice hits, Phillies: 1 – multiple times
Most sacrifice hits, opponent: 1 – multiple times
Most walks, Phillies: 9 – 2 times, last: 9/1 vs WSH
Most walks, opponent: 10 – 8/30 vs ATL
Most strikeouts, Phillies: 14 – 9/6 at NYM
Most strikeouts, opponent: 15 – 2 times, last: 8/18 at BOS
Most left on base, Phillies: 14 – 7/26 vs MIA
Most left on base, opponent: 13 – 8/30 vs ATL

INDIVIDUAL BATTING

Most runs, game: 4 – Harper, 9/23 at WSH
Most hits, game: 4 – 4 times, last: McCutchen, 9/26 at TB
Most doubles, game: 2 – 5 times, last: McCutchen, 9/23 at WSH
Most triples, game: 1 – multiple players
Most home runs, game: 2 – 4 times, last: Harper, 9/23 at WSH
Most extra-base hits, game: 3 – McCutchen, 9/23 at WSH
Most RBI, game: 5 – Segura, 9/7 at NYM
Most walks, game: 3 – 4 times, last: Harper, 9/23 at WSH
Most sacrifice flies, game: 1 – multiple players
Most sacrifice hits, game: 1 – multiple players
Most hit-by-pitch, game: 2 – Realmuto, 8/29 vs ATL
Most stolen bases, game: 2 – 5 times, last: Harper, 9/6 at NYM
Most caught stealing, game: 1 – multiple times
Longest hit streak: 9 games – Harper, 8/9-18 and Segura, 8/10-21
Longest HR streak: 3 games – 2 times: Realmuto, 8/5-8 and Hoskins, 8/29-31
Longest on-base streak: 22 games – Harper, 7/24-8/22
Longest RBI streak: 4 games – 2 times, last: Haseley, 9/15-19
Longest run scored streak: 7 games – Hoskins, 8/29-9/5
Longest walk streak: 5 games, 2 times – Bohm, 9/17-21 and Harper, 9/22-26
Longest stolen base streak: N/A
Hit for the cycle: N/A
Steal of home: N/A

INDIVIDUAL PITCHING

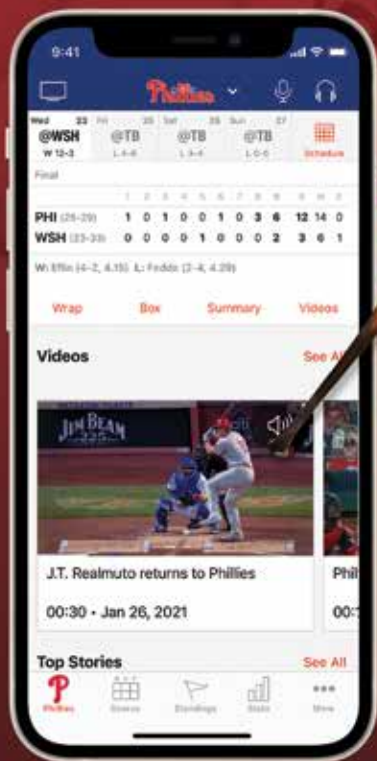
Most innings, game, starter: 8.0 – 3 times, last: Eflin, 9/23 at WSH
Most innings, game, reliever: 3.1 – Pivetta, 7/26 vs MIA
Most strikeouts, game, starter: 12 – Nola, 8/5 vs NYY (gm 2)
Most strikeouts, game, reliever: 4 – 4 times, last: Neris, 9/27 at TB
Most walks, game, starter: 5 – Nola, 9/17 vs NYM
Most walks, game, reliever: 3 – Velasquez, 8/30 vs ATL
Most home runs allowed, game: 3 – Eflin, 9/8 vs BOS
Most complete games: 2 – Nola, 9/11 at MIA (gm 1) and 9/22 at WSH (gm 1)
Most shutouts: 1 – Nola, 9/11 at MIA (gm 1) and Eflin, 9/18 vs TOR (gm 1)
Low-hit complete game: 3 – Nola, 9/11 at MIA (gm 1)
Longest scoreless streak, starter: 15.0 inn. – Nola, 8/10-21
Longest scoreless streak, reliever: 9.0 inn. – Hale, 8/30-9/18
Longest winning streak, starter: 4 games – Wheeler, 7/25-9/2
Longest winning streak, reliever: 3 games – Parker, 8/18-9/3
Longest losing streak, starter: 2 games – 3 times, last: Nola, 9/22-27
Longest losing streak, reliever: 3 games – 3 times, last: Workman, 9/10-22
Longest saves streak: 5 games – Workman, 8/23-9/4

TEAM & INDIVIDUAL FIELDING

Most errors, game, team: 3 – 2 times, last: 9/21 at WSH
Most errors, game, individual: 2 – 3 times, last: Gregorius, 9/7 at NYM
Most double plays turned, game, Phillies: 4 – 2 times, last: 8/25 at WSH
Most double plays turned, game, opponent: 3 – 8/12 vs BAL
Last triple play turned, Phillies: N/A
Most outfield assists, team: 2 – 8/23 at ATL
Most outfield assists, individual: 1 – multiple players
Most catcher caught stealing, team: 1 – multiple times
Most catcher caught stealing, individual: 1 – 6 times, last: Knapp, 9/6 at NYM

TEAM MISCELLANEOUS

Longest winning streak: 5 games – 2 times: 8/23-29 and 8/31-9/4
Longest losing streak: 5 games – 8/19-22
Longest game, innings: 11.0 inn. – 8/28 vs ATL
Longest game, time (9 inn.): 4:13 – 8/18 at BOS
Longest game, time (extra inn.): 4:07 – 8/28 vs ATL
Longest delay: 1:39 – 8/13 vs BAL
Shortest game, innings: 7.0 – multiple times
Shortest game, time (9 inn.): 2:31 – 8/8 vs ATL
Shortest game, time (less than 9 inn.): 2:01 – 9/13 at MIA (gm 1)
Largest margin of victory: 11 runs – 9/11 at MIA (gm 1, 11-0)
Largest margin of defeat: 13 runs – 9/6 at NYM
Come-from-behind wins: 11 – last: 9/19 vs TOR
Largest deficit overcome: 3 runs – multiple times, last: 8/18 at BOS
Walk-off wins: 4 – last: 9/8 vs BOS (gm 1)
Extra-inning games: 5 (3-2) – last: 9/22 at WSH (gm 2, 8.0 inn.)
One-run games: 18 – last, 9/26 at TB (L, 4-3)
Shutout wins: 5 – last: 9/18 vs TOR (gm 1) (7-0)
Shutout losses: 2 – last: 9/27 at TB (5-0)
Most games above .500: 4, 9/4 at NYM (19-15)
Most games under .500: 5, 8/22 at ATL (9-14)
Doubleheader record: 1-4-3 (last: 9/22 at WSH, 0-2)



OFFICIAL APP OF THE PHILADELPHIA PHILLIES


Get access to everything Phillies everywhere you go. MLB is the #1 app for live Phillies baseball. Delivering live audio broadcasts with your favorite announcers, customizable favorite team features, breaking news, video highlights and much more.



© 2021 MLB Advanced Media L.P. Major League Baseball trademarks and copyrights are used with permission of Major League Baseball. Visit MLB.com. Any other marks used herein are trademarks of their respective owners.

Photos: Getty Images.

HISTORY



PHILLIES TEAM HISTORY

Philadelphia, a city rich in history and tradition, has played an integral part in professional baseball's history.


The city had several teams of different nicknames as far back as the 1860s, including a team called the Athletics in the National Association, a league that folded in 1875. Several of the stronger teams, including the Athletics, formed the National League, as it is still known today. The other charter members were the Boston Red Caps, Chicago White Stockings, Cincinnati Red Stockings, St. Louis Brown Stockings, Hartford Dark Blues, New York Mutuals and Louisville Grays.

The very first National League game was played in Philadelphia on April 22, 1876, at 25th and Jefferson Streets. Boston won, 6-5, before an estimated crowd of 3,000.

Resting in seventh place with a 14-45 record, the Athletics couldn't make their final western trip because of insufficient funds. The team was immediately expelled from the league.

Philadelphia was without a National League franchise until 1883. Following the 1882 season, the Worcester (MA) Brown Stockings were disbanded. The NL wanted a team in Philadelphia so a franchise was awarded to Alfred J. Reach, a former player and Philadelphia sporting goods founder, and attorney Col. John I. Rogers.

Starting a ballclub from scratch, the new owners named the team "Phillies," because they wanted the club to be identified with the city of Philadelphia. The Phillies endure as the oldest, continuous, one-nickname, one-city franchise in all of professional sports, an extraordinary tradition.



Alfred Reach

FIRST PHILLIES GAME

The Phillies played their first game on May 1, 1883, losing to the Providence Grays, 4-3, at Recreation Park, at 24th Street and Columbia Avenue. The crowd was estimated at 1,200.

It was the start of a tradition in which 2,103 players have put on a Phillies uniform and over 151 million spectators have attended games in the city.

Since none of the players from the Worcester team were part of the sale, the first Phillies roster was made up of ex-minor league players and players from other NL teams. The team finished last, 17-81-1, and total attendance was a reported 55,992.

In 1887, the Phillies moved into a new "magnificent park" at Broad and Huntingdon Streets, which later became known as Baker Bowl (capacity 12,500). An estimated 20,000 fans jammed the park for the first game on April 30, a 15-9 win over the New York Giants.

Starting in 1901, the Phillies shared the Philadelphia baseball scene as the American League was formed. One of the eight AL teams was the Athletics, under manager Connie Mack. Initially, the A's were more successful and popular. A little more than a half-century later, the team was moved to Kansas City, leaving the Phillies as Philadelphia's lone major league ballclub.

The Phillies' first championship came in 1915 when Pat Moran, a former reserve catcher with the Phillies, led them to the pennant in his first year as manager. Grover Cleveland Alexander, a 31-game winner, won the first World Series game against the Boston Red Sox, who then swept the next four games. Woodrow Wilson became the first president to throw out the first ball at a World Series game. The historic moment took place prior to Game 2, Oct. 9, 1915, in Philadelphia.

Alexander was one of three future Hall of Famers on the 1915 pennant-winners. Left-handed pitcher Eppa Rixey and shortstop Dave "Beauty" Bancroft were the others.

The A's, under the stability of one owner, the Shibe family and later Mack, continued to do well, winning back-to-back World Championships in 1929-30. The Phillies, meanwhile, struggled for years under numerous owners, but had a star in outfielder Chuck Klein. The future Hall of Famer began a brilliant career with the Phillies in 1928.

Baker Bowl, once a magnificent ballpark, began to deteriorate. Following 51 years in that park, the Phillies moved to Shibe Park, the home of the A's, on July 4, 1938. In 1953, Shibe Park was renamed Connie Mack Stadium in honor of the A's longtime manager. Following 11 eighth-place finishes in 23 seasons, the A's left town after the 1954 season. The Phillies continued to play their home games in Connie Mack Stadium through 1970.

CARPENTER ERA BEGINS

Perhaps the most significant move in Phillies history came when the Carpenter family of du Pont wealth in Wilmington, Del., bought the team on Nov. 23, 1943, for an estimated \$400,000.

In an effort to stimulate more interest in the club, Bob Carpenter Jr., the new president, announced a contest was being held to find a nickname for the Phillies. The name Blue Jays was chosen from among 623 suggestions.

Although it still maintained the official Phillies title, the club was known as the Blue Jays for the 1944 and 1945 seasons. The new name was used heavily during that time, but usage began to drop off in the following years and the Blue Jays name never appeared in the newspapers after 1947.

When Carpenter took over as president, he began to pour money into building a minor league system. The efforts paid off rather quickly when a young team nicknamed the Whiz Kids won the 1950 pennant. Dick Sisler hit a dramatic three-run homer in the 10th inning at Ebbets Field to sink the Brooklyn Dodgers, 4-1, on the last day of the season. Unfortunately, a world title eluded the Phillies as they were swept by the New York Yankees in four games. The Whiz Kids had two players that would eventually be enshrined in Cooperstown, pitcher Robin Roberts and outfielder Richie Ashburn.

Eddie Sawyer's young club was expected to be a force for a few years but a third-place tie in 1953 was the best they could do.

As early as that year, a new stadium in Philadelphia was envisioned by Mayor Richardson Dilworth. Fourteen years and many disagreements later, ground was broken for Veterans Stadium, which finally opened on April 10, 1971, with the Phillies defeating the Montreal Expos, 4-1.



Robin Roberts, Eddie Sawyer and Richie Ashburn

PHILLIES TEAM HISTORY

Under the leadership of Ruly Carpenter, who replaced his dad as club president in 1972, and General Manager Paul Owens, the Phillies dominated the National League East in the mid-1970s. They won three consecutive division titles starting in 1976, but couldn't get over the hump until 1980, a year after they signed free agent Pete Rose.

Led by manager Dallas Green, the Phillies made it to the World Series that year by defeating the Houston Astros in a gut-wrenching National League Championship Series. Sisler's historic homer in 1950 was replaced as the greatest moment in Phillies history at precisely 11:29 p.m. on Tuesday, Oct. 21, 1980, when Tug McGraw struck out Kansas City's Willie Wilson to give the franchise its first World Championship.

The powerful Phillies teams of that era were anchored by two future Hall of Famers, Steve Carlton, the first pitcher to win four Cy Young Awards, and third baseman Mike Schmidt, a three-time MVP.



Paul Owens, Dallas Green and Ruly Carpenter

CARPENTER FAMILY SELLS

The end of a different era occurred after the 1981 season. Citing escalating player salaries, the Carpenter family put the Phillies up for sale. Bill Giles, executive vice president under Ruly Carpenter, and five other partners purchased the team for \$30 million.

In just the second year of this new ownership group, the Phillies won their fifth Eastern Division title in eight years. Adding two veterans, Tony Perez and Joe Morgan, to an experienced team created the nickname Wheeze Kids.

Owens, who went from the front office to manage the team in July, guided the Phillies to their fourth Fall Classic by eliminating the Los Angeles Dodgers in the 1983 NLCS. The Baltimore Orioles, however, won the World Series, 4-1.

The next time the Phillies found themselves in the playoffs was 1993, under manager Jim Fregosi. That club went from a last-place finish the previous year to the division title, leading the NL East for all but one day of the season.

As underdogs, the Phillies defeated the favored Atlanta Braves, 4-2, to make their third World Series appearance in the last 13 years. Fregosi joined Moran, Sawyer, Green and Owens as managers who led the Phillies to an NL pennant and a trip to the Fall Classic. However, a very entertaining World Series abruptly ended with Joe Carter's three-run homer, which gave the Toronto Blue Jays their second consecutive World Championship.

CITIZENS BANK PARK OPENS

Ten years later, the Phillies family said goodbye to Veterans Stadium through a season-long series of "Field of Memories" events, which culminated with an emotional closing ceremony on Sept. 28, 2003, featuring dozens of current and former Phils. The following season, the Phillies moved into Citizens Bank Park, a state-of-the-art, grass and dirt ballpark. The outfield concourse was christened "Ashburn Alley," named after the Phillies' beloved Hall of Fame outfielder and broadcaster.

After four second-place finishes, the Phillies won the NL East in 2007, their first division title in 14 years. With Charlie Manuel at the helm, the Phillies overcame a seven-game deficit with 17 regular-season games remaining to edge the Mets on the last day of the season. However, they were swept in the first round of the playoffs by the Colorado Rockies.

The following year, the Phillies cemented their place in history by winning their second World Championship. After defeating the Milwaukee Brewers in the Division Series and the Los Angeles Dodgers in the National League Championship Series, Brad Lidge's strikeout of Tampa Bay's Eric Hinske on Oct. 29, 2008, started the biggest block party in the history of Philadelphia. Two days later, an estimated 2 million fans attended the parade down Broad Street. After a stop at Lincoln Financial Field, it culminated with an unforgettable on-field ceremony at Citizens Bank Park, where the Phillies were a perfect 7-0 in the playoffs.

In 2009, the Phillies made their second straight World Series appearance, a first in franchise history. It was the club's fifth appearance in the Fall Classic in 30 years, matching the Cardinals and Braves for the most in the NL during that period of time. The Yankees, who led all clubs with eight World Series appearances in the same time frame, defeated the Phillies, four games to two.

The Phillies recorded a franchise-record 102 victories in 2011 and for the second time in as many seasons, they led the majors in wins, a first in club history. That year also brought the team's run of consecutive division titles to five, tied with the Oakland Athletics and Cleveland Indians for the fourth-longest streak in the Divisional Era (since 1969) among all major league teams, trailing only the Braves (14), Yankees (9) and Dodgers (8).

Fan support at Citizens Bank Park has been strong since the ballpark opened in 2004. Through their first 10 seasons at the ballpark, the club drew better than 3 million fans eight different times, including the record-setting mark of 3,680,718 in 2011. Highlighting that run was a streak of 257 consecutive regular-season sellouts at Citizens Bank Park from July 7, 2009 to Aug. 6, 2012.

From the 1950 pennant-winners to the great 1976-83 era to the recent 2007-11 run, one theme has been common throughout: homegrown talent. Whether it was Richie Ashburn, Robin Roberts and Del Ennis or Mike Schmidt, Larry Bowa and Greg Luzinski or Chase Utley, Jimmy Rollins and Ryan Howard, the Phillies have largely had their greatest successes relying on their scouting and player development.

One other talented homegrown character is the Phillie Phanatic, who debuted on April 25, 1978. As with the baseball team, the Phanatic, too, is a Philadelphia tradition.



ALL-TIME ROSTER

Includes all players who have participated in one or more official National League games with the Phillies from 1883-2020, a total of 2,103 players. The most common names in Phillies history have been Miller (14), Smith (12) and Johnson (11).

A							
Abbatichio, Ed	1897-98	Baker, Floyd	1954-55	Blanco, Andrés	2014-17	Brown, Paul	1961-63; 68
Abbott, Fred	1905	Bako, Paul	2009	Blanton, Cy	1940-42	Brown, Tom	1951-52
Abbott, Kyle	1992, 95	Baldschun, Jack	1961-65	Blanton, Joe	2008-12	Brown, Willard	1891
Abbott, Paul	2004	Baldwin, Henry	1927	Blatnick, Johnny	1948-50	Browne, Byron	1970-72
Abreu, Bobby	1998-2006	Baller, Jay	1982; 92	Blattner, Buddy	1949	Browne, Earl	1937-38
Acosta, Cy	1975	Bancroft, Davey	1915-20	Blaylock, Marv	1955-57	Browne, George	1901-02; 12
Adams, Bert	1915-19	Bannister, Alan	1974-75	Blazier, Ron	1996-97	Brownson, Mark	2000
Adams, Bob	1931-32	Barajas, Rod	2007	Bloodworth, Jimmy	1950-51	Bruce, Jay	2019-20
Adams, Buster	1943-45; 47	Barojas, Salome	1988	Bocock, Brian	2010	Brugg, Frank	1921
Adams, Mike	2013-14	Barrett, Dick	1943-45	Boever, Joe	1990-91	Brummett, Tyson	2012
Adams, Terry	2002-03; 05	Barrett, Tommy	1988-89	Bogusevic, Brian	2015	Bruner, Roy	1939-41
Adduci, Jim	1989	Barron, Tony	1997	Bohm, Alec	2020	Brunnett, Eric	2008-09
Aguayo, Luis	1980-88	Barry, Rich	1969	Bohn, T.J.	2008	Brusar, Warren	1977-82
Akerfelds, Darrel	1990-91	Barry, Shad	1901-04	Boitano, Dan	1978	Buchanan, David	2014-15
Albright, Jack	1947	Barry, Thomas	1904	Boland, Ed	1934-35	Buchholz, Clay	2017
Aldred, Scott	1999-2000	Bartell, Dick	1931-34	Bolen, Stew	1931-32	Buckley, Dick	1894-95
Alexander, Grover	1911-17; 30	Bashore, Walt	1936	Bolger, Jim	1959	Buffinton, Charlie	1887-89
Alfaro, Jorge	2016-18	Barstado, Antonio	2009-14	Bolling, Jack	1939	Buhl, Bob	1966-67
Alfonseca, Antonio	2007	Bastian, Charlie	1885-88; 91	Booker, Rod	1990-91	Bullinger, Kirk	2000
Allen, Bob	1890-94	Bateman, John	1972	Boone, Bob	1972-81	Bullock, Eric	1989
Allen, Bob	1937	Bates, Bud	1939	Boozer, John	1962-64; 66-69	Bunning, Jim	1964-67; 70-71
Allen, Dick	1963-69; 75-76	Bates, Del	1970	Borland, Toby	1994-96; 98	Burchell, Fred	1903
Allen, Ethan	1934-36	Bates, John	1909-10	Borowy, Hank	1949-50	Burdette, Lew	1965
Allen, Hezekiah	1884	Batiste, Kim	1991-94	Bosetti, Rick	1976	Burgess, Smoky	1952-55
Almon, Bill	1988	Battle, Howard	1996	Boskie, Shawn	1994	Burich, Bill	1942; 46
Altamirano, Porfirio	1982-83	Baumgartner, Stan	1914-16; 21-22	Bottalico, Ricky	1994-98; 2001-02	Burk, Mack	1956; 58
Altherr, Aaron	2014-19	Baumholtz, Frankie	1956-57	Bottenfield, Kent	2000	Burkart, Elmer	1936-39
Alvarez, Clemente	2000	Bautista, José	2018	Bouchee, Ed	1956-60	Burke, Bobby	1937
Alvarez, Henderson	2017	Beam, Ernie	1895	Bour, Justin	2018	Burke, Eddie	1890
Álvarez, José	2019-20	Beato, Pedro	2017	Bourjos, Peter	2016	Burnett, A.J.	2014
Amaro, Ruben	1960-65	Beck, Boom Boom	1939-43	Bourn, Michael	2006-07	Burns, Bill	1911
Amaro Jr., Ruben	1992-93; 96-98	Beck, Fred	1911	Bowa, Larry	1970-81	Burns, Ed	1913-18
Ames, Leon	1919	Becker, Beals	1913-15	Bowler, John	2011	Burns, George	1925
Andersen, Larry	1983-86; 93-94	Becker, Bob	1897-98	Bowman, Bob	1955-59	Burrell, Pat	2000-08
Anderson, Dave	1889-90	Bedell, Howie	1968	Bowman, Joe	1935-36	Burriss, Al	1894
Anderson, Drew	2017-19	Bedrosian, Steve	1986-89	Bowman, Sumner	1890	Burriss, Emmanuel	2016
Anderson, Harry	1957-60	Beebe, Fred	1911	Boyd, Jason	2000	Busby, Red	1941; 43
Anderson, John	1958	Beech, Matt	1996-98	Boyle, Jack	1893-98	Buskey, Joe	1926
Anderson, Marlon	1998-2002	Behan, Petie	1921-23	Boyle, John	1912	Buskey, Mike	1977
Anderson, Mike	1971-75; 79	Belinsky, Bo	1965-66	Brack, Gib	1938-39	Butcher, Max	1938-39
Anderson, Sparky	1959	Bell, David	2003-06	Brackenridge, John	1904	Butler, Charles	1933
Andrews, Ed	1884-89	Bell, Juan	1992-93	Bradley, Phil	1988	Butler, Rob	1997
Andrews, Fred	1976-77	Bender, Chief	1916-17	Brady, Charlie	1905	Buzhardt, John	1960-61
Andrews, Stan	1945	Benedict, Art	1883	Bragan, Bobby	1940-42	Byrd, Marlon	2002-05; 14
Andrus, Bill	1937	Benge, Ray	1928-32; 36	Bramhall, Art	1935	Byrd, Paul	1998-2001
Antolick, Joe	1944	Benjamin, Mike	1996	Brandon, Darrell	1971-73	Byrne, Bob	1913-17
Antonelli, John	1945	Benjamin, Stan	1939-42	Brandt, Jackie	1966-67	Bystrom, Marty	1980-84
Arano, Victor	2017-19	Bennett, Dave	1964	Bransfield, Kitty	1905-11		
Araujo, Elvis	2015-16	Bennett, Dennis	1962-64	Brantley, Cliff	1991-92		
Arias, Alex	1998-2000	Bennett, Gary	1995-96; 98-01	Brantley, Jeff	1999-2000	C	
Arlett, Buzz	1931	Bennett, Joe	1923	Brantly, Rob	2019	Caballero, Putsy	1944-45; 47-52
Arnovich, Morrie	1936-40	Bennett, Joel	1999	Brnryan, Russell	2007	Cabrera, Asdrúbal	2018
Arrieta, Jake	2018-20	Benoit, Joaquín	2017	Brashear, Roy	1903	Cady, Forrest	1919
Asche, Cody	2013-16	Bentley, Jack	1926	Breitenstein, Alonzo	1883	Cairo, Miguel	2009
Ashburn, Richie	1948-59	Benton, Stan	1922	Brennan, Ad	1910-13	Caldwell, Earl	1928
Ashby, Andy	1991-92; 2000	Berger, Wally	1940	Bressler, Rube	1932	Caldwell, Ralph	1904-05
Asher, Alec	2015-16	Berly, John	1932-33	Brett, Ken	1973	Calhoun, Jeff	1987-88
Attreau, Dick	1926-27	Bernadina, Roger	2013	Brewer, Billy	1997-99	Callahan, Leo	1919
Atwood, Bill	1936-40	Berbero, Adam	2006	Brewster, Charlie	1943	Callahan, Nixey	1894
Aumont, Phillippe	2012-15	Bernhard, Bill	1899-1900	Brickell, Fred	1930-33	Callison, Johnny	1960-69
Averill, Earl	1963	Berry, Hodge	1902	Briggs, John	1964-71	Camilli, Dolph	1934-37
Avilán, Luis	2018	Bertrand, Lefty	1936	Brignac, Reid	2014	Camnitz, Howie	1913
Aviles, Ramon	1979-81	Betts, Huck	1920-25	Brink, Brad	1992-93	Camp, Shawn	2014
Ayrault, Bob	1992-93	Bicknell, Charlie	1948-49	Brinker, Bill	1912	Campbell, Bill	1984
		Billingsley, Chad	2015	Brito, Eude	2005-06	Campusano, Sil	1990-91
		Bird, Doug	1979	Brittin, Jack	1950-51	Candini, Milo	1950-51
		Bisenius, Joe	2007	Brock, Chris	2000-01	Cantwell, Mike	1919-20
		Bishop, Jim	1923-24	Brogdon, Connor	2020	Capron, Ralph	1913
		Bittiger, Jeff	1986	Brogna, Rico	1997-2000	Cardenal, Jose	1978-79
		Bivin, Jim	1935	Brouthers, Dan	1896	Cardwell, Don	1957-60
		Blackburne, Lena	1919	Brown, Charles	1907-09	Carlin, Jim	1941
		Blackwell, Tim	1976-77	Brown, Domicic	2010-15	Carlson, Hal	1924-27
		Blake, Sheriff	1931	Brown, Lloyd	1940	Carlton, Steve	1972-86
				Brown, Ollie	1974-77	Carman, Don	1983-90
						Carpenter, Andrew	2008-11

ALL-TIME ROSTER

Carreno, Amalio	1991	Conway, Bill	1884	Dean, Wayland	1926-27	Duren, Ryne	1963-65
Carrera, Ezequiel	2013	Cook, Dennis	1989-90; 2001	Decatur, Art	1925-27	Durning, George	1925
Carsey, Kid	1892-97	Cook, Paul	1884	Decker, Harry	1889-90	Dykstra, Lenny	1989-96
Carter, Andy	1994-95	Cooley, Duff	1896-99	Deiningner, Otto	1908-09		
Casey, Dan	1886-89	Cooney, Jimmy	1927	Deitrick, Bill	1927-28		
Cash, Dave	1974-76	Cooper, Claude	1916-17	De Jesus, Ivan	1982-84	E	
Cassian, Ed	1891	Corbett, Gene	1936-38	De Jesus, Jose	1990-91	Easler, Mike	1987
Castillo, Braulio	1991-92	Corcoran, Tim	1983-85	Delahanty, Ed	1888-89; 91-01	Easton, John	1955; 59
Castle, John	1910	Cormier, Rheel	2001-06	Delahanty, Tom	1894	Eastwick, Rawly	1978-79
Castro, Fabio	2006-07	Corrales, Pat	1964-65	DeLeon, Jose	1992-93	Eaton, Adam	2007-08
Castro, Juan	2010	Correia, Kevin	2015	Del Greco, Bobby	1960-61; 65	Edens, Tom	1994
Cater, Danny	1964	Corridon, Frank	1904-05; 07-09	Delker, Ed	1932-33	Edwards, Doc	1970
Causey, Cecil	1920-21	Coste, Chris	2006-09	Dellucci, David	2006	Eflin, Zach	2016-
Cavanaugh, Pat	1919	Cotter, Dick	1911	Del Savio, Gar	1943	Eickhoff, Jerad	2015-19
Cedeño, Domingo	1999	Cotter, Ed	1926	Demaree, Al	1915-16	Eisenreich, Jim	1993-96
Cedeño, Ronny	2014	Couch, John	1923-25	Demeter, Don	1961-63	Elberfeld, Kid	1898
Cervenak, Mike	2008	Courtney, Ernie	1905-08	Dennehy, Tod	1923	Elliott, Ace	1929-32
Chalmers, George	1910-16	Coveleski, Harry	1907-09	Denny, Jerry	1891	Elliott, Jim	1931-34
Chamberlain, Wes	1990-94	Covington, Chet	1944	Denny, John	1982-85	Ellis, A.J.	2016
Champion, Bill	1969-72	Covington, Wes	1961-65	Derhier, Bob	1980-83; 88-89	Ellis, Ben	1896
Chapin, Darrin	1992	Cowan, Billy	1967	Deshaves, Jim	1995	Ellsworth, Dick	1967
Chapman, Ben	1945-46	Corrady, Joe	1987	Devine, Mickey	1918	Elster, Kevin	1995
Chapman, Travis	2003	Cox, Danny	1991-92	Devlin, Jim	1887	Emery, Cal	1963
Charlton, Norm	1995	Cox, Larry	1973-75	Devore, Josh	1913-14	Emery, Herrick	1924
Chavez, Endy	2005	Cozens, Dylan	2018-19	Diaz, Bo	1982-85	Ennis, Del	1946-56
Cheek, Harry	1910	Craig, Roger	1966	Dickerson, Corey	2019	Ennis, John	2007
Chen, Bruce	2000-01	Cravath, Gavvy	1912-20	Dickson, Murry	1954-56	Enzmann, John	1920
Cheney, Larry	1919	Crawford, Carlos	1996	Diekman, Jake	2012-15	Erickson, Don	1958
Chetkovich, Mitchell	1945	Crawford, Glenn	1945-46	Dietz, Dutch	1943	Erickson, Paul	1948
Childress, Rocky	1985-86	Crawford, J.P.	2017-18	Dillhoefer, Bill	1918	Escalona, Sergio	2009
Childs, Cupid	1888	Crawford, Larry	1937	Dillard, Gordon	1989	Esper, Duke	1890-92
Childs, Pete	1902	Crespo, Felipe	2001	DiMaggio, Vince	1945-46	Espinosa, Nino	1979-81
Chiles, Pearce	1899-1900	Crist, Chester	1906	Dineen, Kerry	1978	Essegian, Chuck	1958
Chiozza, Dino	1935	Cristante, Leo	1951	Dinges, Vance	1945-46	Essian, Jim	1973-75
Chiozza, Lou	1934-36	Croft, Henry	1899	Diorio, Ron	1973-74	Estalella, Bobby	1996-99
Christenson, Larry	1973-83	Cross, Lave	1892-97	Dishman, Glenn	1996	Estrada, Johnny	2001-02
Church, Bubba	1950-52	Cross, Monte	1898-1901	Dobbs, Greg	2007-10	Etten, Nick	1941-42; 47
Cieslak, Ted	1944	Crouch, Bill	1941	Dodd, Robert	1998	Evers, John	1917
Clancy, Bud	1934	Crowell, Jim	2004	Dodge, John	1912-13	Ewing, Bob	1910-11
Clark, John	1938	Crowley, John	1884	Dolan, Alvin	1912-13	Eyre, Scott	2008-09
Clark, Mel	1951-55	Crumpler, Roy	1925	Dolan, Joe	1899-1901	Eyrich, George	1943
Clark, Ron	1975	Cruz, Todd	1978	Dominguez, Seranthy	2018-19		
Clarke, Jay	1919	Culp, Ben	1942-44	Donahue, Charles	1904	F	
Clay, Bill	1902	Culp, Bill	1910	Donahue, John (Deacon)	1943-44	Faircloth, Jim (Rags)	1919
Clay, Danny	1988	Culp, Ray	1963-66	Donahue, Red	1898-1901	Fallenstin, Ed	1931
Cleavinger, Garrett	2020	Culver, George	1973-74	Donnelly, Blix	1946-50	Fanning, Jack	1894
Clemens, Doug	1966-68	Cummings, Midre	1997	Donohue, Joe	1891	Farrer, Ed	1974; 82-83
Clement, Wallace	1908-09	Curry, Tony	1960-61	Donovan, Jerry	1906	Farrar, Sid	1883-89
Clements, Jack	1884-97	Curtis, Cliff	1911-12	Dooin, Red	1902-14	Farrell, Dick (Turk)	1956-61; 67-69
Cloyd, Tyler	2012-13	Curtis, Zac	2017-18	Doolan, Mickey	1905-13	Farrell, Jack	1886
Coble, Dave	1939	Cusick, Tony	1884-87	Doster, Dave	1996; 99	Fasano, Sal	2006
Coffman, Dick	1945			Douglass, Klondike	1898-1904	Featherston, Taylor	2016
Coggin, David	2000-02			Dowd, Tom	1897	Feinberg, Ed	1938-39
Cohen, Al	1933	D		Dowell, Ken	1987	Felix, Harry	1902
Coker, Jimmie	1958; 60-62	Daal, Omar	2000-01	Downey, Tom	1912	Feliz, Pedro	2008-09
Cole, Dave	1955	Dahlgren, Babe	1943	Downs, Dave	1972	Ferguson, Alex	1927-29
Coleman, Choo Choo	1961	Dailey, Sam	1929	Dowse, Tom	1892	Ferguson, Bob	1883
Coleman, John	1883-84	Daily, Ed	1885-87	Doyle, Conny	1883	Ferguson, Charlie	1884-87
Coleman, John	1890	Dalrymple, Clay	1960-68	Doyle, Denny	1970-73	Fernandez, Chico	1957-59
Collard, Earl	1930	Daniels, Tony	1945	Doyle, John	1904	Fernandez, Sid	1995-96
Collier, Lou	2004	Danks, Jordan	2015	Drake, Solly	1959	Ferrarese, Don	1961-62
Collins, Phil	1929-35	Dark, Alvin	1960	Drews, Karl	1951-54	Fick, John	1944
Colton, Larry	1968	d'Arnaud, Chase	2015	Dubiel, Monk	1948	Fields, Jocko	1891
Combs, Pat	1989-92	Darrow, George	1934	Ducey, Rob	1999-2001	Fien, Casey	2017
Comer, Steve	1983	Daulton, Darren	1983; 85-97	Duckworth, Brandon	2001-03	Fifield, Jack	1897-99
Command, Jim	1954-55	Davis, Austin	2018-20	Dudley, Clise	1931-32	Figgemeier, Frank	1894
Compton, Mike	1970	Davis, Curt	1934-36	Duffy, Hugh	1904-06	Figueroa, Nelson	2001; 10
Condrey, Clay	2006-09	Davis, Dick	1981-82	Dugas, Gus	1933	File, Larry (Sam)	1940
Conger, Dick	1943	Davis, Dixie	1918	Dugey, Oscar	1915-17	Fillingim, Dana	1925
Conine, Jeff	2006	Davis, George (Kiddo)	1932; 34	Duggleby, Bill	1898; 1901-07	Finley, Bob	1943-44
Conley, Bob	1958	Davis, Jacke	1962	Duncan, Mariano	1992-95	Finn, Mickey	1933
Conley, Gene	1959-60	Davis, Kane	2007	Duncan, Vern	1913	Finneran, Joe	1912-13
Conn, Bert	1898; 1900-01	Davis, Mark	1980-81; 93	Dunham, Lee	1926	Finney, Lou	1947
Connell, Gene	1931	Davis, Spud	1928-33; 38-39	Dunkle, Davey	1897-98	Firovid, Steve	1984
Connor, Roger	1892	Dawley, Bill	1988	Dunn, Jack	1900-01	Fisher, Newt	1898
Connors, Jerry	1892	Day, Bill	1889-90	Dupaugherr, Mike	1884	Fittery, Paul	1917
Consolo, Billy	1962	De Fratus, Justin	2011-15	Durbin, Chad	2008-10; 13	Fitzgerald, Mike	1918
Contreras, José	2010-12	De Los Santos, Enyel	2018-19	Durbin, J.D.	2007	Flager, Wally	1945
		De Los Santos, Valerio	2003			Flaherty, Pat	1910

ALL-TIME ROSTER

Fleming, Tom	1902; 04	Giles, Ken	2014-15	Hahn, Don	1975	Hernandez, Yoel	2007
Fletcher, Art	1920; 22	Gillen, Sam	1897	Haislip, Jim	1913	Hernndon, David	2010-12
Fletcher, Darrin	1990-91	Girard, Charles	1910	Hale, David	2020	Herr, Tommy	1989-90
Fletcher, Frank	1914	Gladman, Buck	1883	Hall, Bert	1911	Herrera, Odúbel	2015-19
Fletcher, Paul	1993; 95	Glanville, Doug	1998-2002; 04	Hall, Dick	1967-68	Herrera, Pancho	1958; 60-61
Flick, Elmer	1898-1901	Glaviano, Tommy	1953	Hall, Robert	1904	Herrmann, Frank	2016
Flitcraft, Hilly	1942	Glazner, Whitey	1923-24	Halladay, Roy	2010-13	Herrnstein, John	1962-66
Flora, Kevin	1995	Gleason, Kid	1888-91; 1903-08	Hallahan, Bill	1938	Heusser, Ed	1938; 48
Florimón, Pedro	2017-18	Gload, Ross	2010-11	Hallman, Bill		Higbe, Kirby	1939-40
Flowers, Ben	1956	Glossop, Al	1942		1888-89; 92-97; 1901-03	High, Andy	1934
Floyd, Gavin	2004-06	Glynn, Bill	1949	Hamels, Cole	2006-15	Hiland, John	1885
Fogarty, Jim	1884-89	Goeckel, Bill	1899	Hamilton, Billy	1890-95	Hilgendorf, Tom	1975
Foley, Tom	1985-86	Goeddell, Tyler	2016	Hamilton, Earl	1924	Hill, Koyie	2014
Fonseca, Lew	1925	Golian, Mike	1949-51	Hamilton, Jack	1962-63	Hiller, Chuck	1967
Fontenot, Mike	2012	Golsen, Greg	2008	Hammer, JD	2019	Hilly, Pat	1914
Footo, Barry	1977-78	Gomes, Wayne	1997-2001	Hammer, Garvin	1945	Hilsey, Charlie	1883
Forbes, PJ	2001	Gomez, Jeanmar	2015-17	Hamner, Granny	1944-59	Hinch, A.J.	2004
Ford, Curt	1989-90	Gomez, Jose	1935-36	Hamrick, Ray	1943-44	Hinojosa, Dalier	2015-16
Ford, Hod	1924	Gomez, Ruben	1959-60; 67	Hancock, Josh	2003-04	Hisle, Larry	1968-71
Fortune, Gary	1916; 18	Gonzalez, Alex	2006	Handley, Lee	1947	Hoak, Don	1963-64
Foster, Kevin	1993	Gonzalez, Miguel Alfredo	2014	Hanebrink, Harry	1959	Hoch, Harry	1908
Fox, Henry	1902	Gonzalez, Orlando	1978	Hansen, Andy	1951-53	Hodge, Bert	1942
Fox, Howie	1952	Gonzalez, Severino	2015-16	Hansen, Snipe	1930; 32-35	Hodkley, Eli	1946
Fox, Terry	1966	Gonzalez, Tony	1960-68	Happ, J.A.	2007-10	Hodson, George	1895
Foxen, Bill	1908-10	Good, Wilbur	1916	Harang, Aaron	2015	Hoerner Joe	1970-72; 75
Foxx, Jimmie	1945	Gorbous, Glen	1955-57	Harbidge, Bill	1883	Hoerst, Frank	1940-42; 46-47
Francisco, Ben	2009-11	Gordon, Tom	2006-08	Hardie, Lew	1884	Hoffman, Bill	1939
Franco, Julio	1982	Gorman, Howard	1937-38	Harman, Bill	1941	Hogg, Brad	1918-19
Franco, Maikel	2014-19	Gorman, Tom	1986	Harman, Brad	2008	Hohman, Bill	1927
Francoeur, Jeff	2015	Gormley, Ed	1891	Harmon, Chuck	1957	Holden, Joe	1934-36
Francona, Tito	1967	Gosselin, Phil	2019-20	Harmon, Terry	1967; 69-77	Holke, Walt	1923-25
Frandsen, Kevin	2012-13	Goulish, Nick	1944-45	Harper, Bryce	2019	Holland, Al	1983-85
Franklin, Ryan	2006	Grabarkewitz, Bill	1973-74	Harper, George	1894	Hollands, Mario	2014
Fraser, Chick	1899-1900; 02-04	Grabowski, Reggie	1932-34	Harper, George	1924-26	Holley, Ed	1932-34
Freed, Ed	1942	Grace, Earl	1936-37	Harrell, Ray	1939	Hollingsworth, Al	1938-39
Freed, Roger	1971-72	Grace, Mike	1995-99	Harrelson, Bud	1978-79	Hollins, Dave	1990-95; 2002
Freeman, Marvin	1986; 88-90	Grady, Mike	1894-97	Harrington, Mickey	1963	Hollmig, Stan	1949-51
Freese, Gene	1959	Graham, George	1912	Harris, Gene	1995	Holloway, Jim	1929
Frey, Steve	1995-96	Graham, Wayne	1963	Harris, Greg	1988-89	Holzemer, Mark	2000
Friberg, Barney	1925-32	Grahe, Joe	1999	Harris, Herb	1936	Hoover, Buster	1884
Frink, Fred	1934	Grant, Ed	1907-10	Harris, Reggie	1997	Hoover, Paul	2009-10
Fritz, Larry	1975	Grant, Jim	1923	Hartley, Mike	1991-92	Hopkins, Marty	1934
Froelich, Bill	1909	Grasmick, Lou	1948	Hartranft, Charles	1913	Horst, Jeremy	2012-13
Frohwrith, Todd	1987-90	Grate, Don	1945-46	Haseley, Adam	2019-	Hoskins, Rhys	2017-
Frye, Charley	1940	Graulich, Lew	1891	Hasenmayer, Don	1945-46	Houston, Tyler	2003
Fryman, Woodie	1968-72	Gray, John	1958	Haslin, Mickey	1933-36	Howard, Ryan	2004-16
Fuchs, Charlie	1943	Green, Dallas	1960-64; 67	Hatcher, Billy	1994	Howard, Spencer	2020
Fullis, Chick	1933-34	Green, June	1928-29	Hawks, Nelson	1925	Howell, Ken	1989-90
Fultz, Aaron	2005-06	Green, Tyler	1993; 95-98	Hayes, Charlie	1989-91; 95	Howley, Dan	1913
Fultz, Dave	1898-99	Greene, Tommy	1990-95	Hayes, Von	1983-91	Hubbell, Bill	1920-25
		Greene, Willie	1902	Head, Ralph	1923	Huber, Clarence	1925-26
		Greengrass, Jim	1955-56	Hearn, Jim	1957-59	Hudler, Rex	1997-98
		Greenwood, Bob	1954-55	Heathcote, Cliff	1932	Hudson, Charles	1983-86
		Gregorius, Didi	2020	Hebner, Richie	1977-78	Hughes, Jared	2019
G		Grey, Bill	1890-91	Heflin, Bronson	1996	Hughes, Keith	1987
Gabrielson, Len	1939	Grim, John	1888	Hegan, Jim	1958-59	Hughes, Roy	1939-40; 46
Gallagher, Bill	1883	Grimsley, Jason	1989-91	Heintzelman, Ken	1947-52	Hughes, Tom	1941-42; 46-47
Gallagher, Bill	1896	Grimes, Oscar	1926	Hellickson, Jeremy	2016-17	Hulen, Bill	1896
Gallagher, Dave	1995	Grisson, Lee	1941	Helms, Wes	2007	Hulswitt, Rudy	1902-04
Gallia, Bert	1920	Groat, Dick	1966-67	Heltzel, Heinie	1944	Hume, Tom	1986-87
Galvis, Freddy	2012-17	Gross, Emil	1883	Hembree, Heath	2020	Humphries, Albert	1910-11
Gamble, Oscar	1970-72	Gross, Greg	1979-88	Hemingway, Edson	1918	Humphries, Jack	1946
Gandy, Bob	1916	Gross, Kevin	1983-88	Hemsley, Rollie	1946-47	Hunter, Brian L.	2001
Gant, Ron	1999-2000	Grotewold, Jeff	1992	Hemus, Solly	1956-58	Hunter, Brian R.	2000
Ganzel, Charlie	1885-86	Grullón, Deivý	2019	Henderson, Hardie	1883	Hunter, Cedric	2016
Garber, Gene	1974-78	Guerra, Deolis	2020	Hendrick, Harvey	1934	Hunter, Rich	1996
Garcia, Anderson	2007	Gumbert, Ad	1896	Henline, Butch	1921-26	Hunter, Tommy	2018-20
Garcia, Édgar	2019	Gunning, Tom	1887	Hennessey, George	1942	Hurst, Don	1928-34
Garcia, Freddy	2007	Gutierrez, Jackie	1988	Henrich, Fritz	1924	Huston, Harry	1906
Garcia, Kiko	1983-85	Gwynn Jr., Tom	2014	Henry, Jim	1939	Hutchison, Drew	2018
García, Luis	2013-18			Herbert, Ray	1965-66	Hutto, Jim	1970
Gardiner, Art	1923	H		Hernaiz, Jesus	1974	Hutton, Tom	1972-77
Gardner, Gid	1888	Haas, Bert	1948-49	Hernández, César	2013-19		
Garlick, Kyle	2020	Hacker, Warren	1957-58	Hernandez, David	2016		
Garvin, Ned	1896	Haddix, Harvey	1956-57	Hernandez, Jose	2006	I	
Geary, Geoff	2003-07	Haddock, George	1894	Hernandez, Roberto	2004	Ibañez, Raúl	2009-11
Geier, Phil	1896-97	Hafey, Bud	1939	Hernandez, Roberto	2014	Iburg, Ham	1902
Gerheuser, Al	1943-44	Hagan, Art	1883	Hernandez, Willie	1983	Iguchi, Tadahito	2007; 08
Ghelfi, Tony	1983					Imlay, Doc	1913
Gibaldi, Jeremy	2002						
Gilbert, Charley	1946-47						

ALL-TIME ROSTER

Incaviglia, Pete 1993-94; 96
 Inks, Bert 1896
 Iorg, Dane 1977
 Irelan, Harold 1914
 Irvin, Cole 2019-
 Irwin, Arthur 1886-89; 94
 Isales, Orlando 1980

J

Jacklitsch, Fred 1900-02; 07-10
 Jackson, Danny 1993-94
 Jackson, Grant 1965-70
 Jackson, John 1933
 Jackson, Ken 1987
 Jackson, Larry 1966-68
 Jackson, Mike 1970
 Jackson, Mike 1986-87
 Jacobs, Bill 1914; 18-19
 Jacquetz, Thomas 2000
 Jahn, Art 1928
 James, Chris 1986-89
 James, Jeff 1968-69
 Javier, Stan 1992
 Jefferies, Gregg 1995-98
 Jeffries, Irvine 1934
 Jelks, Greg 1987
 Jeltz, Steve 1983-89
 Jenkins, Fergie 1965-66
 Jenkins, Geoff 2008
 Jennings, Hugh 1901-02
 Jimenez, Cesar 2013-15
 Johnson, Alex 1964-65
 Johnson, Charles 1908
 Johnson, Darrell 1961
 Johnson, Davey 1977-78
 Johnson, Deron 1969-73
 Johnson, Jerry 1968-69
 Johnson, John 1894
 Johnson, Ken 1950-51
 Johnson, Si 1940-43; 46
 Johnson, Syl 1934-40
 Johnson, Tom 1897
 Johnstone, Jay 1974-78
 Jok, Stan 1954
 Jones, Alex 1894
 Jones, Barry 1992
 Jones, Dale 1941
 Jones, Doug 1994
 Jones, Jesse 1923
 Jones, Nippy 1952
 Jones, Ron 1988-91
 Jones, Todd 2004
 Jones, Willie 1947-59
 Jonnard, Bubber 1926-27; 35
 Jordan, Buck 1938
 Jordan, Charlie 1896
 Jordan, Kevin 1995-2001
 Jordan, Niles 1951
 Jordan, Ricardo 1996
 Jordan, Ricky 1988-94
 Jorgens, Orville 1935-37
 Joseph, Rick 1967-70
 Joseph, Tommy 2016-17
 Judd, Oscar 1945-48
 Juden, Jeff 1994-95
 Jumonville, George 1940-41
 Junge, Eric 2002-03
 Jurisich, Al 1946-47

K

Kaat, Jim 1976-79
 Kahoe, Mike 1905
 Kane, Harry 1905-06
 Kantlehner, Erv 1916
 Kappel, Joe 1884
 Karl, Andy 1943-46
 Karp, Ryan 1995; 97
 Kata, Matt 2005

Kaufmann, Tony 1927
 Kazanski, Ted 1953-58
 Keating, Chick 1926
 Keefe, Tim 1891-93
 Keegan, Ed 1959; 62
 Keenan, James 1920-21
 Keener, Harry 1896
 Keister, Bill 1903
 Kelleher, Hal 1935-38
 Kelly, Trevor 2020
 Kelly, Bill 1928
 Kelly, Charlie 1883
 Kelly, Kick 1883
 Kelly, Mike 1926
 Kelly, Ty 2017
 Kenders, Al 1961
 Kendrick, Howie 2017
 Kendrick, Kyle 2007-14
 Kennedy, John 1957
 Kennedy, Vern 1944-45
 Kerkisiek, Bill 1939
 Kern, Jim 1984
 Killefer, Bill 1911-17
 Kilroy, Mike 1891
 Kim, Hyun Soo 2017
 Kimball, Newt 1943
 Kimmick, Walt 1925-26
 King, Bill 1891
 King, Lee 1921-22
 Kingery, Scott 2018-
 Kipper, Thornton 1953-55
 Klaus, Billy 1962-63
 Klein, Chuck 1928-33; 36-39; 40-44

Klein, Phil 2016
 Kleinhans, Ted 1934
 Kleinow, Red 1911
 Klippstein, John 1963-64
 Knabe, Otto 1907-13
 Knapp, Andrew 2017-
 Knell, Phil 1892
 Knicely, Alan 1985
 Knight, Jack 1925-26
 Knight, Joe 1884
 Knothe, Fritz 1933
 Knothe, George 1932
 Knowles, Darold 1966
 Koecher, Dick 1946-48
 Koegel, Pete 1971-72
 Konetchy, Ed 1921
 Konstanty, Jim 1948-54
 Koonsman, Jerry 1984-85
 Koppe, Joe 1959-61
 Koster, Fred 1931
 Koupal, Lou 1929-30
 Kowalik, Fabian 1936
 Koy, Ernie 1942
 Kracher, Joe 1939
 Kratz, Erik 2011-13; 15
 Kraus, Tex 1943; 45
 Kroll, Gary 1964
 Krueger, Otto 1905
 Krug, Henry 1902
 Kruk, John 1989-94
 Krukow, Mike 1982
 Kucek, Jack 1979
 Kuenn, Harvey 1966
 Kuzava, Bob 1955

L

Laforest, Pete 2007
 LaGrow, Lerrin 1980
 Lajoie, Nap 1896-1900
 Lake, Steve 1989-92
 Lakeman, Al 1947-48
 LaMaster, Wayne 1937-38
 Lambert, Gene 1941-42
 Lampe, Henry 1895

Landrum, Don 1957
 Lannan, John 2013
 Lanning, Tom 1938
 Lapihuska, Andy 1942-43
 LaPoint, Dave 1991
 LaPointe, Ralph 1947
 Larson, Dan 1978-81
 Lauder, Billy 1898-99
 Lavalliere, Mike 1984
 Lavender, Jim 1917
 Laxton, Bill 1970
 Leach, Fred 1923-28
 Leahy, Dan 1896
 LeBourveau, Bevo 1919-22
 Ledee, Ricky 2002-04
 Lee, Bill 1943-45
 Lee, Cliff 1921-24
 Lee, Cliff P. 2009; 11-14
 Lee, Harold 1931-33
 Lee, Travis 2000-02
 Lefebvre, Joe 1983-86
 Legg, Greg 1986-87
 Lehman, Ken 1961
 Lehr, Clarence 1911
 Leiper, Dave 1996
 Leiter, Mark 1997-98
 Leiter Jr., Mark 2017-18
 Lemon, Jim 1963
 Lennon, Ed 1928
 Leon, Izzy 1945
 Leonard, Dutch 1947-48
 Lepcio, Ted 1960
 Lerch, Randy 1975-80; 86
 Lerian, Walt 1928-29
 Lersch, Barry 1969-73
 Lerud, Steven 2012-13
 Leslie, Roy 1922
 Letchas, Charlie 1939; 44; 46
 Levan, Jesse 1947
 Levy, Ed 1940
 Lewis, Burt 1924
 Lewis, Fred 1883
 Lewis, Mark 1998
 Lezcano, Sixto 1983-84
 Lidge, Brad 2008-11
 Lidle, Cory 2004-06
 Lieber, Jon 2005-07
 Lieberthal, Mike 1994-2006
 Lincoln, Brad 2014
 Lindblom, Josh 2012
 Lindell, Johnny 1953-54
 Lindeman, Jim 1991-92
 Lindsey, Doug 1991; 93
 Linz, Phil 1966-67
 Linzy, Frank 1974
 LiPetri, Angelo 1956; 58
 Lipp, Tom 1897
 Liriano, Pedro 2005
 Lis, Joe 1970-72
 Liska, Ad 1932-33
 Litwhiler, Danny 1940-43
 Lively, Ben 2017-18
 Livingston, Mickey 1941-43
 Llovera, Mauricio 2020
 Loan, Mike 1912
 Robert, Hans 1911-14
 Lock, Don 1967-69
 Locke, Bobby 1962-64
 Loewen, Adam 2015
 Loewer, Carlton 1998-99
 Lofton, Kenny 2005
 Lohrke, Jack 1952-53
 Lohrman, Bill 1934
 Lohse, Kyle 2007
 Lonborg, Jim 1973-79
 Long, Herman 1904
 Longmire, Tony 1993-95
 Lonnett, Joe 1956-59

Lopata, Stan 1948-58
 Lopatka, Art 1946
 Lopez, Aquilino 2005
 Lopez, Marcelino 1963
 Lopez, Rodrigo 2009
 Lord, Carlton 1923
 Lough, David 2016
 Loughlin, Larry 1967
 Loup, Aaron 2018
 Lovenguth, Lynn 1955
 Loviglio, Jay 1980
 Lovullo, Torey 1999
 Lowrey, Peanuts 1955
 Lucas, Fred 1935
 Lucid, Con 1895-96
 Lucier, Louis 1944-45
 Luderus, Fred 1910-20
 Lukens, Al 1894
 Luna, Hector 2012
 Lupien, Tony 1944-45
 Lush, John 1904-07
 Luzinski, Greg 1970-80
 Lyle, Sparky 1980-82
 Lynch, Tom 1884-85
 Lyons, Harry 1887
 Lyons, Terry 1929

M

Mabry, John 2002
 MacDonald, Harvey 1928
 Machado, Anderson 2003
 Mackanin, Pete 1978-79
 Madden, Tom 1911
 Maddox, Garry 1975-86
 Maddux, Mike 1986-89
 Madison, Art 1895
 Madrid, Alex 1988-89
 Madson, Ryan 2003-11
 Maduro, Calvin 1996-97
 Magee, Bill 1899; 1902
 Magee, Sherry 1904-14
 Magee Jr., Wendell 1996-99
 Mahaffey, Art 1960-65
 Mahan, Art 1940
 Mahar, Frank 1902
 Maharg, Bill 1916
 Maher, Tom 1902
 Main, Miles 1918
 Malis, Cy 1934
 Malkmus, Bobby 1960-62
 Mallon, Les 1931-32
 Malone, Chuck 1990
 Mancuso, Gus 1945
 Mangus, George 1912
 Manning, Jack 1883-85
 Manship, Jeff 2014
 Manto, Jeff 1993
 Marchán, Rafael 2020
 Mariot, Michael 2016
 Marnie, Hal 1940-42
 Marsh, Tom 1992; 94-95
 Marshall, Doc 1904
 Marshall, Rube 1912-14
 Marston, Lou 2008-09
 Martel, Leon 1909
 Martin, Ethan 2013-14
 Martin, Herschel 1937-40
 Martin, Jack 1914
 Martin, Jerry 1974-78
 Martin, Renie 1984
 Martinez, Carmelo 1990
 Martinez, Manny 1996
 Martinez, Michael 2011-13
 Martinez, Pedro 2009
 Martinez, Ramon 2005
 Marty, Joe 1939-41
 Mason, Hank 1958; 60
 Mason, Roger 1993-94

HISTORY

ALL-TIME ROSTER

Masters, Walt	1937	Miller, Ed	1948-49	Murphy, Ed	1898	Orr, Pete	2011-13
Masterson, Paul	1940-42	Miller, Elmer	1929	Murphy, Ed	1942	Orth, Al	1895-1901
Mathews, Greg	1992	Miller, Hugh	1911	Murphy, Morgan	1898; 1900	Osborn, Fred	1907-09
Mathieson, Scott	2006; 10-11	Miller, John	1920-21	Murray, Colton	2015-16	O'Sullivan, Sean	2014-15
Matteson, Henry	1914	Miller, Keith	1988-89	Murray, Glenn	1996	Oswalt, Roy	2010-11
Matthews, Gary	1981-83	Miller, Leo	1923	Murray, Pat	1919	Otero, Ricky	1996-97
Matthewson, Dale	1943-44	Miller, Ralph	1920-21	Murray, Tom	1894	Owens, Jim	1955-56; 58-62
Matuszek, Len	1981-84	Miller, Roy	1912-13	Murtaugh, Danny	1941-43; 46	Owens, Red	1899
Maul, Al	1887; 1900	Miller, Russ	1927-28	Mussill, Barney	1944		
Maun, Ernie	1926	Miller, Stu	1956	Myers, Al	1885; 89-91	P	
Mauney, Dick	1945-47	Miller, Trevor	2000	Myers, Bert	1900	Packard, Gene	1919
Mauser, Tim	1991; 93	Millette, Joe	1992-93	Myers, Brett	2002-09	Padden, Tommy	1943
May, Derrick	1997	Millies, Walt	1939-41			Padgett, Don	1947-48
May, Pinky	1939-43	Milligan, John	1928-31	N		Padilla, Vicente	2000-05
Mayberry Jr., John	2009-14	Millwood, Kevin	2003-04	Nagel, Bill	1941	Pagan, Jose	1973
Mayer, Ed	1890-91	Milnar, Al	1946	Nahem, Sam	1942; 48	Pall, Donn	1993
Mayer, Erskine	1912-18	Milner, Hoby	2017-18	Nahorodny, Bill	1976	Palmer, David	1988
Mayes, Paddy	1911	Milton, Eric	2004	Nash, Billy	1896-98	Palmer, Lowell	1969-71
Mayo, Jack	1948-53	Mimbs, Michael	1995-97	Nash, Jim	1972	Palys, Stan	1953-55
Mazzer, Mike	1940	Miner, Zach	2013	Nava, Daniel	2017	Papelbon, Jonathan	2012-15
McAvoy, George	1914	Mitchell, Clarence	1923-28	Naylor, Earl	1942-43	Pardo, Al	1988-89
McBride, Bake	1977-81	Mitchell, Fred	1903-04	Neagle, Jack	1883	Paredes, Jimmy	2016
McCarthy, Tommy	1886-87	Mitchell, Larry	1996	Neale, Greasy	1921	Parent, Mark	1997-98
McCarver, Tim	1970-72; 75-80	Mokan, John	1922-27	Neeman, Cal	1960-61	Park, Chan Ho	2009
McCauley, Al	1890	Molinaro, Bob	1982-83	Negray, Ron	1955-56	Parker, Blake	2019-20
McClain, Reggie	2020	Mollenkamp, Fred	1914	Neibauer, Gary	1972	Parker, Dixie	1923
McClellan, Bill	1883-84	Monchak, Alex	1940	Neiger, Al	1960	Parkinson, Frank	1921-24
McCloskey, John	1906-07	Money, Don	1968-72	Nelson, Red	1912-13	Parrett, Jeff	1899-90; 96
McCormack, Don	1980-81	Monge, Sid	1982-83	Neris, Héctor	2014-	Parrilla, Sam	1970
McCormick, Frank	1946-47	Moniak, Mickey	2020	Neshek, Pat	2017; 18-19	Parrish, Lance	1987-88
McCormick, Moose	1908	Monroe, John	1921	Newell, Tom	1987	Paskert, Dode	1911-17
McCurdy, Harry	1930-33	Montague, John	1975	Newhan, David	2000-01	Pasquariello, Mike	1919
McCutchen, Andrew	2019-	Montanez, Willie	1970-75; 82	Newsome, Skeeter	1946-47	Passeau, Claude	1936-39
McDonald, John	2013	Monteagudo, Rene	1945	Niarhos, Gus	1954-55	Paulette, Gene	1919-20
McDonough, Ed	1909-10	Montgomery, Steve	1999	Nicasio, Juan	2017; 19	Peacock, Johnny	1944-45
McDowell, Roger	1989-91	Moore, Brad	1988; 90	Nichols, Chester	1930-32	Pearce, Frank	1933-35
McElroy, Chuck	1989-90	Moore, Cy	1933-34	Nichols, Kid	1905-06	Pearce, Harry	1917-19
McElroy, Jim	1884	Moore, Dee	1943; 46	Nicholson, Bill	1949-53	Pearson, Ike	1939-42; 46
McFadden, Barney	1902	Moore, Earl	1908-13	Nicholson, Frank	1912	Peel, Homer	1929
McFarland, Ed	1897-1901	Moore, Euel	1934-36	Nickle, Doug	2000-02	Peguero, Julio	1992
McFetridge, Jack	1890; 1903	Moore, John	1934-37	Niehoff, Bert	1915-17	Pellagrini, Eddie	1951
McGaffigan, Patsy	1917-18	Moran, Pat	1910-14	Nieto, Tom	1989-90	Pena, Roberto	1968
McGill, Willie	1895-96	Morandini, Mickey	1990-97; 2000	Nieves, Wil	2014	Pence, Hunter	2011-12
McGinnis, Gus	1893	Morehead, Seth	1957-59	Nix, Jayson	2014	Penson, Paul	1954
McGowan, Dustin	2015	Moreland, Keith	1978-81	Nix, Laynce	2012-13	Peraza, Luis	1969
McGraw, Bob	1928-29	Morelock, Harry	1891-92	Nixon, Al	1926-28	Perez, Juan	2011
McGraw, Tug	1975-84	Moren, Lew	1907-10	Nola, Aaron	2015-	Perez, Tomas	2000-05
McGuire, Deacon	1886-88	Morgan, Adam	2015-20	Nolan, The Only	1885	Perez, Tony	1983
McInnis, John	1927	Morgan, Bob	1954-57	Nols, Dickie	1979-81; 90	Perez, Yorkis	1998-99
McKee, Rogers	1943-44	Morgan, Joe	1960	Nops, Jerry	1896	Perkins, Cameron	2017
McLaughlin, Barnie	1887	Morgan, Joe	1983	Norris, Leo	1936-37	Person, Robert	1999-2002
McLaughlin, Warren	1900; 03	Morin, Mike	2019	Northey, Ron	1942-44; 46-47; 57	Peterman, Bill	1942
McLeod, Jim	1933	Moroney, Jim	1910	Novikoff, Lou	1946	Peters, John	1921-22
McLish, Cal	1962-64	Morris, John	1966	Nunez, Abraham	2006-07	Peterson, Kent	1952-53
McMillon, Billy	1997	Morris, John	1991	Nye, Ryan	1997-98	Pettibone, Jonathan	2013-14
McPherson, John	1904	Morrison, Jim	1977-78			Pettit, Leon	1937
McQuillan, George		Morrison, Logan	2019	O		Pezullo, Pretzels	1935-36
	1907-10; 15-16	Morton, Charlie	2016	Oana, Prince	1934	Pfeil, Bobby	1971
McWilliams, Larry	1989	Morton, Sparrow	1884	Oates, Johnny	1975-76	Phelps, David	2020
Meadows, Henry	1919-23	Moser, Walt	1906	Oberholtzer, Brett	2016	Philly, Dave	1958-60
Meadows, Louie	1990	Moss, Brandon	2011	O'Brien, Frank	1923	Phillips, Adolfo	1964-66
Medina, Adonis	2020	Mott, Bitsy	1945	O'Connor, Frank	1893	Phillips, Buz	1930
Melendez, Francisco	1984; 86	Motz, Frank	1890	O'Donnell, Harry	1927	Phillips, J.R.	1996
Melton, Rube	1941-42	Moyer, Jamie	2006-10	O'Doul, Lefty	1929-30	Phillips, Taylor	1959-60
Meoli, Rudi	1979	Mrozinski, Ron	1954-55	Oeschger, Joe	1914-19; 24	Piatt, Wiley	1898-1900
Mercado, Hector	2002-03	Mueller, Heinie	1938-41	Offerman, Jose	2005	Piccuto, Nick	1945
Mertes, Sam	1896	Mulcahy, Hugh	1935-40; 45-46	Ogando, Nefi	2015	Pickrel, Clarence	1933
Mesa, Jose	2001-03; 07	Mulholland, Terry	1989-93; 96	Ogea, Chad	1999	Pickup, Ty	1918
Metz, Len	1923-25	Mullen, Ford (Moon)	1944	Oldis, Bob	1962-63	Pierce, Ray	1925-26
Meusel, Irish	1918-21	Mulligan, Dick	1946	Olivares, Omar	1995	Pierce, Dick	1883
Meyer, Ben	1925	Munvey, Joe	1883-89; 92	Oliver, Al	1984	Pierre, Juan	2012
Meyer, Jack	1955-61	Muniz, Manny	1971	Oliver, Gene	1967	Pillette, Duane	1956
Meyer, Russ	1949-52	Munninghoff, Scott	1980	O'Neal, Oran (Skinny)	1925; 27	Pina, Horacio	1978
Micelotta, Bobby	1954-55	Munoz, Bobby	1994-97	O'Neal, Randy	1989	Pinto, Bill	1922; 24
Michaels, Jason	2001-05	Munson, Red	1905	O'Neil, John	1946	Pinto, Ricardo	2017
Milbourne, Larry	1983	Murphy, Con	1884	Ontiveros, Steve	1989-90	Pirela, José	2019
Miller, Bob	1949-58	Murphy, Dale	1990-92	Oropesa, Eddie	2001	Pitko, Alex	1938
Miller, Brad	2019	Murphy, Dummy	1914	O'Rourke, Joe	1929	Pittinger, Charles	1905-07
Miller, Cyclone	1884	Murphy, Dwayne	1989				

ALL-TIME ROSTER

Stanicek, Steve 1989 Stanley, John 1911 Starr, Charlie 1909 Stassi, Brock 2017 Stearns, John 1974 Steevens, Morris 1964-65 Stein, Justin 1938 Steinbrenner, Gene 1912 Steineder, Ray 1924 Stengel, Casey 1920-21 Stephenson, Dummy 1892 Stephenson, Garrett 1997-98 Stephenson, Walter 1937 Stevens, Bobby 1931 Stewart, Dave 1985-86 Stewart, Glen 1943-44 Stewart, Neb 1940 Stinnett, Kelly 2003 Stock, Milt 1915-18 Stocker, Kevin 1993-97 Stone, Gene 1969 Stone, Jeff 1983-87 Stone, Ron 1969-72 Stoner, Lil 1931 Stoviak, Ray 1938 Strike, John 1886 Strincevich, Nick 1948 Stuart, Dick 1965 Stuffel, Paul 1950; 52-53 Stumpf, Daniel 2016 Stutes, Michael 2011-13 Stutz, George 1926 Suárez, Ranger 2018- Suhr, Gus 1939-40 Sulik, Ernie 1936 Sullivan, Frank 1961-62 Sullivan, Joe 1894-96 Sullivan, John 1968 Sullivan, Tom 1922 Sunday, Billy 1890 Surhoff, Rich 1985 Susce, George 1929 Susdorf, Stephen 2013 Sutherland, Gary 1966-68 Suttthoff, Jack 1904-05 Sveum, Dale 1992 Sweeney, Darnell 2015 Sweeney, Mike 2010 Sweetland, Les 1927-30 Swindle, R.J. 2008	Thomas, Roy 1899-1908; 10-11 Thomas, Tommy 1935 Thomas, Valmy 1959 Thomason, Erskine 1974 Thome, Jim 2003-05; 12 Thompson, Fresco 1927-30 Thompson, Jake 2016-18 Thompson, Jocko 1948-51 Thompson, Milt 1986-88; 93-94 Thompson, Sam 1889-98 Thon, Dickie 1989-91 Thornton, John 1891-92 Thurston, Joe 2006 Tierney, Cotton 1923 Timlin, Mike 2002 Tincup, Ben 1914-16; 18 Tinsley, Lee 1996 Titcomb, Cannonball 1886 Titus, John 1903-12 Todd, Al 1932-35 Tolan, Bobby 1976-77 Tolver, Fred 1985-87 Torgeson, Earl 1953-55 Torre, Frank 1962-63 Torreyes, Ronald 2020 Tovar, Cesar 1973 Townsend, John 1901 Tracy, Andy 2008 Traggesser, Walt 1919-20 Triandos, Gus 1964-65 Trillo, Manny 1979-82 Trinkle, Ken 1949 Triplett, Coaker 1943-45 Tucker, Michael 2005 Turner, Shane 1988 Turner, Tuck 1893-96 Twitchell, Wayne 1971-77 Tyng, Jim 1888 Tyson, Turkey 1944	Vosberg, Ed 2000-01 Vukovich, George 1980-82 Vukovich, John 1970-71; 76-77; 79-81	White, Bill 1966-68 White, C.B. 1883 White, Deke 1895 White, Doc 1901-02 White, Rick 2006 White, Sammy 1962 Whiten, Mark 1995-96 Whiteside, Matt 1998 Whiting, Jesse 1902 Whitman, Dick 1950-51 Whitney, Pinky 1928-33; 36-39 Whitrock, Bill 1896 Whitted, George 1915-19 Wigginton, Ty 2012 Wilber, Del 1951-52 Wilhelm, Kaiser 1921 Williams, Cy 1918-30 Williams, George 1961 Williams, Jerome 2014-15 Williams, Mike 1992-96; 2003 Williams, Mitch 1991-93 Williams, Nick 2017-19 Williams, Walt 1903 Willingham, Tom 1931-33 Willoughby, Claude 1925-30 Wilson, Billy 1969-73 Wilson, Glenn 1984-87 Wilson, Hack 1934 Wilson, Jim 1923-28; 34-38 Wilson, Maxie 1940 Wiltse, Hal 1931 Wine, Bobby 1960; 62-68 Winston, Darrin 1997-98 Winters, Jesse 1921-23 Wise, Rick 1964; 66-71 Withrow, Frank 1920; 22 Wockenfuss, John 1984-85 Woehr, Andy 1923-24 Wolf, Randy 1999-2006 Wolff, Bill 1902 Wolstenholme, Abe 1883 Wolverton, Harry 1900-04 Wood, George 1886-89 Wood, Pete 1889 Woods, Jim 1960-61 Woodward, Frank 1918-19 Wooten, Shawn 2004 Workman, Brandon 2020 Worley, Vance 2010-12 Worrell, Tim 2004-05 Wrightstone, Russ 1920-28 Wyatt, Whit 1945 Wyrostek, Johnny 1946-47; 52-54
T			
Taber, Ed 1926-27 Tabor, Jim 1946-47 Taguchi, So 2008 Tait, Doug 1931-32 Tamulis, Vito 1941 Tartabull, Danny 1997 Taschner, Jack 2009 Taub, Fred 1937 Taylor, Jack 1892-97 Taylor, Reggie 2000-01 Taylor, Tony 1960-71; 74-76 Tejeda, Robinson 2005 Tekulve, Kent 1985-88 Telemaco, Amaury 1999-2001; 03-05 Terlecki, Bob 1972 Therrien, Jesen 2017 Thevenow, Tommy 1929-30 Thigpen, Bobby 1993 Thoenen, Dick 1967 Thomas, Bill 1902 Thomas, Derrel 1985 Thomas, Frank 1964-65	Uecker, Bob 1966-67 Ulrich, Dutch 1925-27 Underwood, Tom 1974-77 Unser, Del 1973-74; 79-82 Urbina, Ugueth 2005 Utley, Chase 2003-15	U	
V			
Vadeboncoeur, Gene 1884 Valdes, Raúl 2012-13 Valdez, Wilson 2010-11 Valent, Eric 2001-02 Valentín, Jesmuel 2018 Valenzuela, Fernando 1994 Valo, Elmer 1956; 61 Van Buren, Deacon 1904 Van Dusen, Fred 1955 Van Dyke, Ben 1909 Van Slyke, Andy 1995 Vargas, Jason 2019 Varsho, Gary 1995 Vatcher, Jim 1990 Velasquez, Vince 2016- Verban, Emil 1946-48 Verbanic, Joe 1966 Verdel, Al 1944 Vergez, Johnny 1935-36 Vickery, Tom 1890; 93 Victorino, Shane 2005-12 Vincent, Nick 2019 Vines, Bob 1925 Vinton, Bill 1884-85 Virgil, Ozzie 1980-85 Vorhees, Cy 1902	Wagenhurst, Woodie 1888 Wagner, Billy 2004-05 Wagner, Gary 1965-69 Wagner, Hal 1948-49 Waitkus, Eddie 1949-53; 55 Waitt, Charlie 1883 Walbeck, Matt 2001 Walczak, Edwin 1945 Walding, Mitch 2018-19 Walk, Bob 1980 Walker, Curt 1921-24 Walker, Harry 1947-48 Walker, Martin 1928 Walker, Neil 2020 Walker, Tyler 2009 Wallace, Dave 1973-74 Wallace, Doc 1919 Wallace, Harry 1912 Wallace, Mike 1973-74 Walls, Lee 1960-61 Walrond, Les 2008 Walsh, August 1927-28 Walsh, Jimmy 1910-13 Walsh, John 1903 Walsh, Walt 1920 Walters, Bucky 1934-38 Walters, Ken 1960-61 Waner, Lloyd 1942 Ward, Bryan 2000 Ward, Joe 1906; 09-10 Ward, Piggy 1883; 89 Ward, Turner 2001 Warthen, Dan 1977 Warner, Fred 1883 Warner, Jackie 1933 Warren, Bennie 1939-42 Wasdell, Jimmy 1943-46 Washburn, Libe 1903 Washer, Buck 1905 Watkins, Dave 1969 Watkins, Ed 1902 Watkins, George 1935-36 Watson, Milt 1918-19 Watt, Eddie 1974 Watt, Frank 1931 Watwood, John 1939 Webb, Bill 1943 Webster, Lenny 1995 Wehmeier, Herm 1954-56 Wehmeier, Dave 1984 Weinert, Phil 1919-24 Weintraub, Phil 1938 Weiser, Bud 1915-16 Welch, Mike 1998 Welchance, Harry 1911 Wells, Bob 1994 Wells, Casper 2013 Wendell, Lew 1924-26 Wendell, Turk 2001; 03 Wenz, Fred 1970 Werth, Jayson 2007-10 West, David 1993-96 Westlake, Jim 1955 Westlake, Wally 1956 Weston, Mickey 1992 Weyhing, Gus 1892-95 Wheat, Mack 1920-21 Wheeler, George 1896-99 Wheeler, Zack 2020		
W			
Y			
Z			
Zachary, Tom 1936 Zachry, Pat 1985 Zagurski, Mike 2007; 10-11 Zeile, Todd 1996 Ziegler, Charlie 1900 Zimmer, Chief 1903 Zuber, Jon 1996; 98			

MANAGERS

There have been 55 managers of the Phillies.

YEAR(S)	NAME	GAMES	W	L	T	PCT	YEAR(S)	NAME	GAMES	W	L	T	PCT
1883	Bob Ferguson	17	4	13	0	.235	1948	Dusty Cooke	13	6	6	1	.542
1883	Bill Purcell	82	13	68	1	.165	1948-1952	Eddie Sawyer	591	296	292	3	.503
1884-1890	Harry Wright	755	387	351	17	.513	1952-1954	Steve O'Neill	324	182	140	2	.565
1890	Jack Clements	19	13	6	0	.684	1954	Terry Moore	77	35	42	0	.455
1890	Al Reach	11	4	7	0	.364	1955-1958	Mayo Smith	547	264	281	2	.484
1890	Bob Allen	35	25	10	0	.714	1958-1960	Eddie Sawyer	227	94	132	1	.416
1890-1893	Harry Wright	472	249	215	8	.528	1960	Andy Cohen	1	1	0	0	1.000
1894-1895	Arthur Irwin	263	149	110	4	.574	1960-1968	Gene Mauch	1331	645	684	2	.485
1896	Billy Nash	131	62	68	1	.477	1968	George Myatt	2	2	0	0	1.000
1897-1898	George Stallings	180	74	104	2	.417	1968-1969	Bob Skinner	215	92	123	0	.423
1898-1902	Bill Shettsline	677	367	303	7	.547	1969	George Myatt	54	19	35	0	.352
1903	Chief Zimmer	139	49	86	4	.367	1970-1972	Frank Lucchesi	399	166	233	0	.416
1904-1906	Hugh Duffy	464	206	251	7	.430	1972	Paul Owens	80	33	47	0	.413
1907-1909	Bill Murray	458	240	214	4	.528	1973-1979	Danny Ozark	1105	594	510	1	.538
1910-1914	Red Doolin	775	392	370	13	.514	1979-1981	Dallas Green	299	169	130	0	.565
1915-1918	Pat Moran	586	323	257	6	.556	1982-1983	Pat Corrales	248	132	115	1	.532
1919	Jack Coombs	62	18	44	0	.290	1983-1984	Paul Owens	239	128	111	0	.536
1919-1920	Gavvy Cravath	229	91	137	1	.400	1985-1987	John Felske	384	190	194	0	.495
1921	Bill Donovan	102	31	71	0	.304	1987-1988	Lee Elia	254	111	142	1	.439
1921-1922	Kaiser Wilhelm	206	77	128	1	.376	1988	John Vukovich	9	5	4	0	.556
1923-1926	Art Fletcher	612	231	378	3	.380	1989-1991	Nick Leyva	338	148	189	1	.438
1927	Stuffy McInnis	155	51	103	1	.332	1991-1996	Jim Fregosi	894	431	463	0	.482
1928-1933	Burt Shotton	923	370	549	4	.403	1997-2000	Terry Francona	648	285	363	0	.440
1934-1938	Jimmy Wilson	763	280	477	6	.371	2001-2004	Larry Bowa	645	337	308	0	.522
1938	Hans Lobert	2	0	2	0	.000	2004	Gary Varsho	2	1	1	0	.500
1939-1941	Doc Prothro	460	138	320	2	.302	2005-2013	Charlie Manuel	1416	780	636	0	.551
1942	Hans Lobert	151	42	109	0	.278	2013-2015	Ryne Sandberg	278	119	159	0	.428
1943	Bucky Harris	95	40	53	2	.432	2015-2017	Pete Mackanin	412	174	238	0	.422
1943-1945	Fred Fitzsimmons	283	102	179	2	.364	2018-2019	Gabe Kapler	324	161	163	0	.497
1945-1948	Ben Chapman	476	197	277	2	.414	2020	Joe Girardi	60	28	32	0	.467

Two-term managers and their records: Wright (636-566); Sawyer (390-424); Lobert (42-111); Myatt (21-35); Owens (161-158)

ALL-TIME COACHES ROSTER

*Amaro, Ruben	1980-81	Ferrick, Tom	1959	McDonnell, Maje	1948-57	Scott, Tony	2001-03
Bengough, Benny	1946-58	Figueroa, Paco	2019-	McLaren, John	2016-17	*Seminick, Andy	1957-58; 67-69
Beringer, Carroll	1973-78	Flores, José David	2018	*McLish, Cal	1965-66	*Shea, Merv	1944-45
Billmeyer, Mick	2004-13	Gott, Jim	2018-20	McRae, Hal	1997-2000	Shepard, Larry	1967
Bombard, Marc	2005-06	*Gross, Greg	2001-04; 10-12	Meacham, Bobby	2020	Smith, Steve	2007-08
*Bowa, Larry	1988-96; 2014-17	*Guerrero, Pedro	2018-	Menke, Denis	1989-96	*Spalding, Dick	1934-36
Bristol, Dave	1982-85; 88	*Hebner, Rich	2001	*Meyer, Ben	1925-26	*Stairs, Matt	2017
Brodzinski, Greg	2020	Henderson, Ramon	1998-2008	Mills, Brad	1997-2000	Starrette, Herm	1979-81
Carter, Dick	1959-60	Henderson, Steve	2013-16	Mizerock, John	2014-15	Stumpo, Bob	2018-
*Cash, Dave	1996	*Hoak, Don	1967	*Morandini, Mickey	2016-17	Sugden, Joe	1926-27
*Castro, Juan	2020	Hunter, Fred	1928-31; 33	Moses, Wally	1955-58	Tannehill, Jesse	1920
Cisco, Galen	1997-2000	*Johnson, Deron	1982-84	Murphy, Dan	1927	*Taylor, Tony	1977-79; 88-89
Cohen, Andy	1960	*Johnson, Syl	1939-41	Myatt, George	1964-72	*Thompson, Milt	2004-10
Combs, Earle	1954	*Jonnard, Bubber	1935	Nichols, Rod	2013-15	Thomson, Rob	2018-
Conroy, Wid	1922	Joyner, Wally	2013	*Oldis, Bob	1964-66	Tiefenauer, Bob	1979
Cooke, Dusty	1948-52	Kerrigan, Joe	2003-04	Onslow, John	1931-32	*Unser, Del	1985-88
Cottier, Chuck	1997-2000	*Killefer, Bill	1942	Osteen, Claude	1982-88	*Varsho, Gary	2002-06
*Cravath, Gavvy	1923	*Klein, Chuck	1942-45	Perkins, Cy	1946-54	Velandia, Jorge	2015
*Culp, Benny	1946-47	*Knowles, Darold	1989-90	Perlozzo, Sam	2009-12	Vincent, Al	1961-63
Dancy, Bill	2005-06	Kranitz, Rick	2016-18	Podres, Johnny	1991-96	*Vukovich, John	1988-2004
Davenport, Jim	1986-87	Lanier, Hal	1990-91	Posedel, Bill	1958	Wathan, Dusty	2018-
Davis, Brandy	1972	Lemon, Bob	1961	Price, Bryan	2020	Whitehill, Earl	1943
DeMars, Billy	1969-81	*#Lobert, Hans	1934-41	*Ragan, Pat	1924	Widmar, Al	1962-64; 68-69
Dickerson, Bobby	2019	Lopes, Davey	2007-10	Riddle, Johnny	1959	*#Wilhelm, Kaiser	1921
Dillon, Joe	2020	*Lowrey, Peanuts	1960-66	Rigoli, Joe	1996-97	Williams, Jimmy	2007-08
Driver, Craig	2018-19	Lundquist, Dave	2019-	Rippelmeyer, Ray	1970-78	*Wine, Bobby	1972-83
Dubea, Rich	2005-13	*#Mackanin, Pete	2009-12; 14-15	Roberts, Mel	1992-95	Wright, Jim	1996
Earnshaw, George	1949-50	Mallee, John	2018-19	Ruhle, Vern	2001-02	*Wyatt, Whit	1955-57
*Edwards, Doc	1970-72	*Manuel, Charlie	2019	*Ryan, Mike	1980-95	Young, Chris	2018-19
#Elia, Lee	1980-81; 85-87	Mayo, Eddie	1952-54	*Samuel, Juan	2011-17		
Felske, John	1984	McClure, Bob	2014-17	*#Sandberg, Ryne	2013		

* Played for the Phillies # Managed the Phillies

YEAR-BY-YEAR FINISH

YEAR	MANAGER(S)	FINISH	W-L-T	PCT	ATTENDANCE
8-TEAM LEAGUE					
1883	Bob Ferguson & Bill Purcell	8	17-81-1	.178	55,992
1884	Harry Wright	6	39-73-1	.350	100,475
1885	Harry Wright	3	56-54-1	.509	150,698
1886	Harry Wright	4	71-43-5	.618	175,623
1887	Harry Wright	2	75-48-5	.605	253,671
1888	Harry Wright	3	69-61-1	.531	151,804
1889	Harry Wright	4	63-64-3	.496	281,869
1890	Harry Wright, Jack Clements, Al Reach & Bob Allen	3	78-53-1	.590	148,366
1891	Harry Wright	4	68-69-1	.496	217,282
12-TEAM LEAGUE					
1892	Harry Wright	4	87-66-1	.568	193,731
1893	Harry Wright	4	72-57-4	.556	293,019
1894	Arthur Irwin	4	71-57-1	.554	352,773
1895	Arthur Irwin	3	78-53-2	.594	474,971
1896	Billy Nash	8	62-68-0	.477	357,025
1897	George Stallings	10	55-77-2	.418	288,816
1898	George Stallings & Bill Shettsline	6	78-71-1	.523	265,414
1899	Bill Shettsline	3	94-58-2	.617	388,933
8-TEAM LEAGUE					
1900	Bill Shettsline	3	75-63-3	.543	301,913
1901	Bill Shettsline	2	83-57-0	.593	234,937
1902	Bill Shettsline	7	56-81-1	.409	112,066
1903	Chief Zimmer	7	49-86-4	.367	151,729
1904	Hugh Duffy	8	52-100-3	.345	140,771
1905	Hugh Duffy	4	83-69-3	.545	317,932
1906	Hugh Duffy	4	71-82-1	.464	294,680
1907	Bill Murray	3	83-64-2	.564	341,216
1908	Bill Murray	4	83-71-1	.539	420,660
1909	Bill Murray	5	74-79-1	.484	303,177
1910	Red Dooin	4	78-75-4	.510	296,597
1911	Red Dooin	4	79-73-1	.520	416,000
1912	Red Dooin	5	73-79-0	.480	250,000
1913	Red Dooin	2	88-63-8	.579	470,000
1914	Red Dooin	6	74-80-0	.481	138,474
1915	Pat Moran	1	90-62-1	.592	449,898
1916	Pat Moran	2	91-62-1	.594	515,365
1917	Pat Moran	2	87-65-2	.571	354,428
1918	Pat Moran	6	55-68-2	.448	122,266
1919	Jack Coombs & Gavvy Cravath	8	47-90-1	.344	240,424
1920	Gavvy Cravath	8	62-91-0	.405	330,998
1921	Bill Donovan & Kaiser Wilhelm	8	51-103-0	.331	273,961
1922	Kaiser Wilhelm	7	57-96-1	.373	232,471
1923	Art Fletcher	8	50-104-1	.326	228,168
1924	Art Fletcher	7	55-96-1	.365	299,818
1925	Art Fletcher	*6	68-85-0	.444	304,905
1926	Art Fletcher	8	58-93-1	.385	240,600
1927	Stuffy McInnis	8	51-103-1	.332	305,420
1928	Burt Shotton	8	43-109-0	.283	182,168
1929	Burt Shotton	5	71-82-1	.464	281,200
1930	Burt Shotton	8	52-102-2	.340	299,007
1931	Burt Shotton	6	66-88-1	.429	284,849
1932	Burt Shotton	4	78-76-0	.506	268,914
1933	Burt Shotton	7	60-92-0	.395	156,421
1934	Jimmy Wilson	7	56-93-0	.376	169,885
1935	Jimmy Wilson	7	64-89-3	.420	205,470
1936	Jimmy Wilson	8	54-100-0	.351	249,219
1937	Jimmy Wilson	7	61-92-2	.400	212,790
1938	Jimmy Wilson & Hans Lobert	8	45-105-1	.301	161,111
1939	Doc Prothro	8	45-106-1	.299	277,973
1940	Doc Prothro	8	50-103-0	.327	207,177
1941	Doc Prothro	8	43-111-1	.281	231,401
1942	Hans Lobert	8	42-109-0	.278	230,183
1943	Bucky Harris & Fred Fitzsimmons	7	64-90-3	.417	466,975
1944	Fred Fitzsimmons	8	61-92-1	.399	369,586
1945	Fred Fitzsimmons & Ben Chapman	8	46-108-0	.299	285,057
1946	Ben Chapman	5	69-85-1	.448	1,045,247
1947	Ben Chapman	*7	62-92-1	.403	907,332
1948	Ben Chapman, Dusty Cooke & Eddie Sawyer	6	66-88-1	.429	767,429
1949	Eddie Sawyer	3	81-73-0	.526	819,698
1950	Eddie Sawyer	1	91-63-3	.589	1,217,035
1951	Eddie Sawyer	5	73-81-0	.474	937,658
1952	Eddie Sawyer & Steve O'Neill	4	87-67-0	.565	755,417
1953	Steve O'Neill	*3	83-71-2	.538	853,644
1954	Steve O'Neill & Terry Moore	4	75-79-0	.487	738,991
1955	Mayo Smith	4	77-77-0	.500	922,886

YEAR-BY-YEAR FINISH

YEAR	MANAGER(S)	FINISH	W-L-T	PCT	ATTENDANCE
1956	Mayo Smith	5	71-83-0	.461	934,798
1957	Mayo Smith	5	77-77-2	.500	1,146,230
1958	Mayo Smith & Eddie Sawyer	8	69-85-0	.448	931,110
1959	Eddie Sawyer	8	64-90-1	.416	802,815
1960	Eddie Sawyer, Andy Cohen & Gene Mauch	8	59-95-0	.383	862,205
1961	Gene Mauch	8	47-107-1	.306	590,205
10-TEAM LEAGUE					
1962	Gene Mauch	7	81-80-0	.503	762,034
1963	Gene Mauch	4	87-75-0	.537	907,141
1964	Gene Mauch	*2	92-70-0	.568	1,425,891
1965	Gene Mauch	6	85-76-1	.528	1,166,376
1966	Gene Mauch	4	87-75-0	.537	1,108,201
1967	Gene Mauch	5	82-80-0	.506	828,888
1968	Gene Mauch, George Myatt & Bob Skinner	*7	76-86-0	.469	664,546
TWO 6-TEAM DIVISIONS					
1969	Bob Skinner & George Myatt	5	63-99-0	.389	519,414
1970	Frank Lucchesi	5	73-88-0	.453	708,247
1971	Frank Lucchesi	6	67-95-0	.414	1,511,223
1972	Frank Lucchesi & Paul Owens	6	59-97-0	.378	1,343,329
1973	Danny Ozark	6	71-91-0	.438	1,475,934
1974	Danny Ozark	3	80-82-0	.494	1,808,648
1975	Danny Ozark	2	86-76-0	.531	1,909,233
1976	Danny Ozark	†1	101-61-0	.623	2,480,150
1977	Danny Ozark	†1	101-61-0	.623	2,700,070
1978	Danny Ozark	†1	90-72-0	.556	2,583,389
1979	Danny Ozark & Dallas Green	4	84-78-1	.519	2,775,011
1980	Dallas Green	†1	91-71-0	.562	2,651,650
1981	Dallas Green	#3	59-48-0	.551	1,638,932
1982	Pat Corrales	2	89-73-0	.549	2,376,394
1983	Pat Corrales & Paul Owens	†1	90-72-1	.556	2,128,339
1984	Paul Owens	4	81-81-0	.500	2,062,696
1985	John Felske	5	75-87-0	.463	1,830,350
1986	John Felske	2	86-75-0	.534	1,933,355
1987	John Felske & Lee Elia	*4	80-82-0	.494	2,100,110
1988	Lee Elia & John Vukovich	6	65-96-1	.404	1,990,041
1989	Nick Leyva	6	67-95-1	.411	1,861,985
1990	Nick Leyva	*4	77-85-0	.475	1,992,484
1991	Nick Leyva & Jim Fregosi	3	78-84-0	.481	2,050,012
1992	Jim Fregosi	6	70-92-0	.432	1,927,448
TWO 7-TEAM DIVISIONS					
1993	Jim Fregosi	†1	97-65-0	.599	3,137,674
THREE DIVISIONS (one 4-team, two 5-team)					
1994	Jim Fregosi	4	54-61-0	.470	2,290,971
1995	Jim Fregosi	*2	69-75-0	.479	2,043,588
1996	Jim Fregosi	5	67-95-0	.414	1,801,677
1997	Terry Francona	5	68-94-0	.420	1,490,638
THREE DIVISIONS (one 6-team, two 5-team)					
1998	Terry Francona	3	75-87-0	.463	1,715,702
1999	Terry Francona	3	77-85-0	.475	1,825,337
2000	Terry Francona	5	65-97-0	.401	1,612,769
2001	Larry Bowa	2	86-76-0	.531	1,782,054
2002	Larry Bowa	3	80-81-0	.497	1,618,141
2003	Larry Bowa	3	86-76-0	.531	2,259,948
2004	Larry Bowa & Gary Varsho	2	86-76-0	.531	3,250,092
2005	Charlie Manuel	2	88-74-0	.543	2,665,304
2006	Charlie Manuel	2	85-77-0	.525	2,701,815
2007	Charlie Manuel	†1	89-73-0	.549	3,108,325
2008	Charlie Manuel	†1	92-70-0	.568	3,422,583
2009	Charlie Manuel	†1	93-69-0	.574	3,600,693
2010	Charlie Manuel	†1	97-65-0	.599	3,647,249
2011	Charlie Manuel	†1	102-60-0	.630	3,680,718
2012	Charlie Manuel	3	81-81-0	.500	3,565,718
THREE DIVISIONS (5 teams each)					
2013	Charlie Manuel & Ryne Sandberg	4	73-89-0	.451	3,012,403
2014	Ryne Sandberg	5	73-89-0	.451	2,423,852
2015	Ryne Sandberg & Pete Mackanin	5	63-99-0	.389	1,831,080
2016	Pete Mackanin	4	71-91-0	.438	1,915,144
2017	Pete Mackanin	5	66-96-0	.407	1,905,354
2018	Gabe Kapler	3	80-82-0	.494	^2,155,695
2019	Gabe Kapler	4	81-81-0	.500	2,727,421
2020	Joe Girardi	3	28-32-0	.467	»None
					151,424,888

World Champions; National League Champions; † NL Eastern Division Champions; * Tied;

Won 1st half (34-21, 1½ games ahead); **third** in 2nd half; **^** Does not include attendance for 8/19 game at Williamsport;

» 2020 regular season was played without fans due to the COVID-19 pandemic

IMPORTANT DATES

CLINCHING DATES

September 17	Phillies win 2011 NL East Title vs STL – Game 150
September 26	Phillies win 1976 NL East Title at MTL – Game 156
September 27	Phillies win 1977 NL East Title at CHI – Game 157
	Phillies win 2008 NL East Title vs WSH – Game 161
	Phillies win 2010 NL East Title at WSH – Game 157
September 28	Phillies win 1983 NL East Title at CHI – Game 160 (of 163)
	Phillies win 1993 NL East Title at PIT – Game 157
September 29	Phillies win 1915 NL Pennant at BOS – Game 147 (of 152)
September 30	Phillies win 1978 NL East Title at PIT – Game 161
	Phillies win 2007 NL East Title vs WSH – Game 162
	Phillies win 2009 NL East Title vs HOU – Game 158
October 1	Phillies win 1950 NL Pennant at BKN – Game 157 (final game)
October 4	Phillies win 1980 NL East Title at MTL – Game 161
October 8	Phillies win 1983 NL Pennant vs LAD
October 12	Phillies win 1980 NL Pennant at HOU
October 13	Phillies win 1993 NL Pennant vs ATL
October 15	Phillies win 2008 NL Pennant at LAD
October 21	Phillies win 1980 World Series vs KC
	Phillies win 2009 NL Pennant vs LAD
October 29	Phillies win 2008 World Series vs TB
	(completion of suspended game beginning on 10/27)

PHILLIES IN FIRST PLACE – SOLE POSSESSION

(Since 1900)

May 1	June 1	July 1	At All-Star	August 1	September 1
1900	1900	1950	Break	1915	1915
1911	1913	1976	1950	1950	1950
1915	1964	1978	1964	1964	1964
1916	1976	1993	1974	1976	1976
1953	1981	1995	1976	1978	1977
1964	1993	2001	1978	1982	1978
1993	1995	2004	1982	1993	1993
2001	2001	2008	1993	2008	2009
2008	2008	2009	2001	2009	2011
2011	2009	2011	2004	2011	
2019	2011		2008	2018	
	2019		2009		
			2011		
			2018		

UNIFORM NUMBERS

Highest number worn –	99 by Mitch Williams in 1993, Turk Wendell in 2001, So Taguchi in 2008
Lowest number worn –	0 by Al Oliver in 1984 00 by Omar Olivares in 1995, Rick White in 2006
Most numbers worn –	7 by Granny Hamner (1, 2, 6, 17, 29, 33, 37) 7 by Chuck Klein (1, 3, 8, 26, 29, 32, 36)
Retired numbers –	36 in 1962 (Robin Roberts) 1 in 1979 (Richie Ashburn) 32 in 1989 (Steve Carlton) 20 in 1990 (Mike Schmidt) 42 in 1997 (In honor of Jackie Robinson) 14 in 2001 (Jim Bunning) 34 in 2020 (Roy Halladay) 15 in 2020 (Dick Allen)

TIE GAMES

The Phillies have played 77 tie games since 1900, including a club-record eight in 1913. The last tie game was June 5, 1989 vs. Pittsburgh.

Tie games by NL club:

14	Cubs and *Braves
11	Giants
10	*Dodgers
9	Reds
8	Cardinals and Pirates
2	Expos
1	Mets
0	Brewers, Diamondbacks, Marlins, Padres and Rockies

*Phils have not had a tie vs. Braves or Dodgers since they moved to Atlanta and Los Angeles, respectively.

OPENING DAY

DATE	OPP	RESULT	WP	LP
5/1/1883	vs PRV	L, 4-3	Radbourn	COLEMAN
5/1/1884	vs DET	W, 13-2	FERGUSON	Weidman
5/2/1885	vs PRV	L, 8-2	Radbourn	FERGUSON
4/29/1886	at WSH	L, 6-3	Shaw	CASEY
4/28/1887	at NYG	L, 4-3	Keefe	DAILY
4/20/1888	vs BOS	L, 4-3	Clarkson	GLEASON
4/24/1889	at WSH	W, 8-4	BUFFINGTON	Keefe
4/19/1890	at NYG	W, 4-0	GLEASON	Rusie
4/22/1891	vs BKN	L, 14-8	Hemming	GLEASON
4/12/1892	vs NYG	L, 5-4	Rusie	KEEFE
4/28/1893	vs BKN	W, 7-5	WEYHING	Stein
4/19/1894	at WSH	L, 4-2	Esper	WEYHING
4/18/1895	at BAL	W, 7-6	TAYLOR	Esper
4/16/1896	vs BOS	L, 7-3	Nichols	TAYLOR
4/19/1897	at BOS	W, 6-5	ORTH	Nichols
4/16/1898	vs BKN	L, 7-6	Kennedy	DONAHUE
4/14/1899	vs WSH	W, 6-5	PIATT	Killen
4/19/1900	at BOS	W, 19-17 (10)	BERNHARDT	Nichols
4/18/1901	vs BKN	L, 12-7	Donovan	DUNN
4/17/1902	at NYG	L, 7-0	Mathewson	FELIX
4/17/1903	vs BOS	L, 8-3	Willis	FRASER
4/14/1904	vs BOS	W, 6-2	DUGGLEBY	Willis
4/14/1905	at BKN	W, 12-8	PITTINGER	Jones
4/12/1906	vs NYG	L, 3-2	Ames	LUSH
4/11/1907	at NYG	W, 3-0	CORRIDON	McGinnity
4/14/1908	vs NYG	L, 3-1	Mathewson	McQUILLAN
4/14/1909	at BOS	L, 9-5	Ferguson	COVELESKI
4/14/1910	vs BKN	L, 2-0	Rucker	McQUILLAN
4/12/1911	at NYG	W, 2-0	MOORE	Ames
4/11/1912	at BOS	L, 7-4	Perdue	ALEXANDER
4/9/1913	at BKN	W, 1-0	SEATON	Rucker
4/14/1914	vs NYG	W, 10-1	ALEXANDER	Marquard
4/14/1915	at BOS	W, 3-0	ALEXANDER	Rudolph
4/12/1916	vs NYG	W, 5-4	ALEXANDER	Stroud
4/11/1917	at BKN	W, 6-5	ALEXANDER	Dell
4/16/1918	vs BOS	W, 5-2	MAYER	Ragan
4/23/1919	vs NYG	L, 10-7	Barnes	JACOBS
4/14/1920	at BKN	L, 9-2	Cadore	RIXEY
4/13/1921	vs NYG	L, 10-8 (11)	Toney	BETTS
4/12/1922	vs BOS	W, 7-1	MEADOWS	Oeschger
4/17/1923	at BKN	T, 5-5 (14)		
4/15/1924	vs BOS	T, 6-6 (11)		
4/14/1925	at BKN	L, 3-1	Vance	CARLSON
4/13/1926	vs BOS	W, 6-3	CARLSON	Genewich
4/12/1927	vs NYG	L, 15-7	Barnes	CARLSON
4/11/1928	at BKN	W, 4-3	RING	Petty
4/18/1929	vs NYG	L, 11-9	Hubbell	BENGE
4/15/1930	at BKN	W, 1-0	SWEETLAND	Clark
4/14/1931	vs NYG	L, 9-5	Fitzsimmons	H. ELLIOTT
4/12/1932	at NYG	W, 13-5	COLLINS	Walker
4/13/1933	vs BKN	L, 5-4	Clark	RHEM
4/17/1934	at NYG	L, 6-1	Hubbell	ELLIOTT
4/16/1935	vs BKN	L, 12-3	Mungo	DAVIS
4/14/1936	vs BOS	W, 4-1	DAVIS	MacFayden
4/19/1937	at BOS	W, 2-1 (11)	LaMASTER	Bush
4/19/1938	vs BKN	L, 12-5	Hamlin	LaMASTER
4/19/1939	at BOS	L, 7-6 (12)	Posedel	BUTCHER
4/16/1940	at NYG	W, 3-1	HIGBE	Hubbell
4/15/1941	vs BOS	W, 6-5	BLANTON	Errickson
4/14/1942	vs BOS	L, 2-1	Javery	JOHNSON
4/24/1943	at BKN	L, 11-4	Newsom	GERHEAUSER
4/18/1944	vs BKN	W, 4-1	BARRETT	Gregg
4/17/1945	at BKN	L, 8-2	Davis	RAFFENBERGER
4/16/1946	at NYG	L, 8-4	Voiselle	JUDD
4/15/1947	vs NYG	W, 4-3	ROWE	Voiselle
4/20/1948	vs BOS	W, 3-1	LEONARD	Sain
4/18/1949	at BOS	W, 4-0	HEINTZELMAN	Sain
4/18/1950	vs BKN	W, 9-1	ROBERTS	Newcombe
4/17/1951	at BKN	W, 5-2	ROBERTS	Erskine
4/16/1952	at NYG	L, 5-3	Maglie	ROBERTS
4/14/1953	vs NYG	L, 4-1	Jansen	ROBERTS
4/13/1954	at PIT	L, 4-2	Law	ROBERTS
4/13/1955	vs NYG	W, 4-2	ROBERTS	Antonelli
4/17/1956	at BKN	W, 8-6	ROBERTS	Newcombe

DATE	OPP	RESULT	WP	LP
4/16/1957	vs BKN	L, 7-6 (12)	Labine	ROBERTS
4/15/1958	at CIN	W, 5-4	SEMPROCH	Wight
4/10/1959	vs CIN	W, 2-1	ROBERTS	Newcombe
4/12/1960	at CIN	L, 9-4	Lawrence	ROBERTS
4/11/1961	at LA	L, 6-2	Drysdale	ROBERTS
4/9/1962	at CIN	W, 12-4	MAHAFFEY	Jay
4/9/1963	vs CIN	W, 2-1	MAHAFFEY	Jay
4/14/1964	vs NYM	W, 5-3	KLIPPSTEIN	Jackson
4/12/1965	at HOU	W, 2-0	SHORT	Bruce
4/13/1966	at STL	W, 3-2 (12)	CRAIG	Aust
4/11/1967	at CHI	L, 4-2	Jenkins	BUNNING
4/10/1968	at LA	W, 2-0	SHORT	Osteen
4/8/1969	at CHI	L, 7-6 (11)	Regan	LERSCH
4/7/1970	vs CHI	W, 2-0	SHORT	Jenkins
4/6/1971	at PIT	L, 4-2	Ellis	SHORT
4/15/1972	at CHI	W, 4-2	CARLTON	Hands
4/6/1973	at NYM	L, 3-0	Seaver	CARLTON
4/6/1974	vs NYM	W, 5-4	SCARCE	McGraw
4/8/1975	at NYM	L, 2-1	Seaver	CARLTON
4/10/1976	vs PIT	L, 5-4 (11)	Demery	McGRAW
4/9/1977	vs MTL	L, 4-3	Brown	CARLTON
4/7/1978	vs STL	L, 5-1	Forsch	CARLTON
4/6/1979	at STL	L, 8-1	Denny	CARLTON
4/11/1980	vs MTL	W, 6-3	CARLTON	Rogers
4/8/1981	at CIN	L, 3-2	Hume	LYLE
4/8/1982	vs NYM	L, 7-2	Jones	CARLTON
4/5/1983	at NYM	L, 2-0	Sisk	CARLTON
4/3/1984	at ATL	W, 5-0	CARLTON	Barker
4/9/1985	vs ATL	L, 6-0	Mahler	CARLTON
4/7/1986	at CIN	L, 7-4	Soto	CARLTON
4/7/1987	at ATL	L, 7-0	Mahler	RAWLEY
4/5/1988	vs PIT	L, 5-3	Dunne	RAWLEY
4/4/1989	at CHI	L, 5-4	Sutcliffe	YOUMANS
4/10/1990	at CHI	L, 2-1	Lancaster	PARRETT
4/8/1991	at NYM	L, 2-1	Gooden	MULHOLLAND
4/7/1992	vs CHI	L, 4-3	Maddux	MULHOLLAND
4/5/1993	at HOU	W, 3-1	MULHOLLAND	Drabek
4/4/1994	at COL	W, 12-6	SLOCUMB	M. Munoz
4/26/1995	at STL	L, 7-6	Arocha	CHARLTON
4/2/1996	vs COL	L, 5-3	Ritz	FERNANDEZ
4/1/1997	at LA	W, 3-0	SCHILLING	R. Martinez
3/31/1998	at NYM	L, 1-0 (14)	Wendell	BOTTALICO
4/5/1999	at ATL	W, 7-4	SCHILLING	Glavine
4/4/2000	at ARI	L, 6-4	Johnson	ASHBY
4/2/2001	at FLA	W, 6-5 (13)	TELEMACO	Nunez
4/1/2002	at ATL	L, 7-2	Glavine	PERSON
3/31/2003	at FLA	W, 8-5	MILLWOOD	Beckett
4/5/2004	at PIT	L, 2-1	Wells	MILLWOOD
4/4/2005	vs WSH	W, 8-4	LIEBER	L. Hernandez
4/3/2006	vs STL	L, 13-5	Carpenter	LIEBER
4/2/2007	vs ATL	L, 5-3 (10)	Wickman	MADSON
3/31/2008	vs WSH	L, 11-6	Rivera	GORDON
4/5/2009	vs ATL	L, 4-1	Lowe	MYERS
4/5/2010	at WSH	W, 11-1	HALLADAY	Lannan
4/1/2011	vs HOU	W, 5-4	BAEZ	Lyon
4/5/2012	at PIT	W, 1-0	HALLADAY	Bedard
4/1/2013	at ATL	L, 7-5	Avilan	HAMELS
3/31/2014	at TEX	W, 14-10	LEE	Figueroa
4/6/2015	vs BOS	L, 8-0	Buchholz	HAMELS
4/4/2016	at CIN	L, 6-2	Ohlendorf	HERNANDEZ
4/3/2017	at CIN	W, 4-3	HELLICKSON	Feldman
3/29/2018	at ATL	L, 8-5	Vizcaino	NERIS
3/28/2019	vs ATL	W, 10-4	NOLA	Teheran
7/24/2020	vs MIA	L, 5-2	Alcantara	NOLA

OPENING DAY NOTES

- The Phillies have a 61-75-2 Opening Day record.
- The two ties came in back-to-back seasons (1923-24).
- In 1907 the New York Giants forfeited the opener to the Phillies at the Polo Grounds.
- There have been 13 openers which have gone extra innings; the last was in 2007. The Phils are 4-7-2 in those games.

LAST TIME IT HAPPENED

Cycle—David Bell, 6/28/04 vs MTL
Five-hit game—Bryce Harper, 4/19/19 at COL
Five-RBI game—Jean Segura, 9/7/20 at NYM
Six-RBI game—Jay Bruce, 6/4/19 at SD
Seven-RBI game—Carlos Ruiz, 5/2/12 at ATL (11 inn.)
Eight-RBI game—Jayson Werth, 5/16/08 vs TOR
Home run by a pitcher—Vince Velasquez, 6/28/19 at MIA
Grand slam—Didi Gregorius, 9/12/20 at MIA
Grand slam by a pitcher—Robert Person, 6/2/02 vs MTL
Pinch-hit grand slam—Ty Kelly, 8/19/17 at SF
Inside-the-park HR—Scott Kingery, 9/10/19 vs ATL
Inside-the-park HR by a pitcher—Curt Simmons, 5/22/52 vs PIT
No-hitter—Cole Hamels, 7/25/15 at CHI
Combined no-hitter—Cole Hamels/Jake Diekman/
Ken Giles/Jonathan Papelbon, 9/1/14 at ATL
No-hitter vs Phils—Josh Beckett, 5/25/14 vs LAD
No-hitter vs Phils (less than 9 inn.)—Pascual Perez, 9/24/88 vs MTL (5 inn.)

One-hitter—Randy Wolf, 9/26/01 vs CIN
Combined one-hitter—Roy Oswalt/Ryan Madson/Brad Lidge, 9/22/10 vs ATL
One-hitter vs Phils—Jacob deGrom, 7/17/16 vs NYM
Combined one-hitter vs Phils—Stephen Strasburg/Blake Treinen, 9/15/15 vs WSH
Steal of home—Roman Quinn, 6/21/19 vs MIA
Three steals in a game—Howie Kendrick, 6/12/17 at BOS
Three home runs in a game—Jayson Werth, 5/16/08 vs TOR
Three doubles in a game—Odúbel Herrera, 4/2/19 at WSH
Two triples in a game—Odúbel Herrera, 8/9/17 at ATL
Two hits, same inning—Roman Quinn, 8/30/20 vs ATL
Triple play by Phils—8/27/17 vs CHI (Javier Baez)
Triple play vs Phils—8/19/04 vs HOU (Todd Pratt)
Back-to-back CG shutouts (team)—9/14-15/86 vs NYM and PIT (Gross/Carman)
Back-to-back CG shutouts (pitcher)—Cole Hamels, 8/7/12 vs ATL and 8/13/12 at MIA

TRADES

MOST RECENT TRADE WITH EACH TEAM PLAYER FOR PLAYER DEALS ONLY

NATIONAL LEAGUE

Arizona—Nov. 14, 2015: Sam McWilliams for Jeremy Hellickson
Atlanta—Dec. 20, 2002: Johnny Estrada for Kevin Millwood
Chicago—Aug. 7, 2008: Brian Schmitter for Scott Eyre
Cincinnati—Dec. 31, 2014: Marlon Byrd for Ben Lively
Colorado—July 26, 2017: Pat Neshek for José Gómez, Alejandro Requena and JD Hammer
Los Angeles—Feb. 15, 2020: Tyler Gilbert for Kyle Garlick
Miami—Feb. 7, 2019: Jorge Alfaro, Sixto Sánchez, Will Stewart and international bonus money for J.T. Realmuto
Milwaukee—Aug. 31, 2020: Juan Geraldo, Brandon Ramey and Israel Puello for David Phelps
New York—July 29, 2019: Austin Bossart for Jason Vargas
Pittsburgh—Aug. 26, 2020: Austin Davis for Joel Cesar
St. Louis—Sept. 6, 2017: Juan Nicasio for Eliezer Álvarez
San Diego—Dec. 15, 2017: Freddy Galvis for Enyel De Los Santos
San Francisco—Jan. 9, 2021: Carson Ragsdale for Sam Coonrod
Washington—July 29, 2017: Howie Kendrick for McKenzie Mills

AMERICAN LEAGUE

Baltimore—July 30, 2017: Jeremy Hellickson for Hyun Soo Kim and Garrett Cleavinger
Boston—Aug. 21, 2020: Nick Pivetta and Connor Seabold for Heath Hembree and Brandon Workman
Chicago—Aug. 22, 2018: Félix Paulino for Luis Avilán
Cleveland—July 29, 2009: Carlos Carrasco, Jason Donald, Jason Knapp and Lou Marson for Cliff Lee and Ben Francisco
Detroit—June 8, 2005: Placido Polanco for Ugueth Urbina and Ramon Martinez
Houston—Dec. 12, 2015: Ken Giles and Jonathan Arauz for Vince Velasquez, Brett Oberholtzer, Mark Appel, Thomas Eshelman and Harold Arauz
Kansas City—June 5, 2001: Paul Byrd for Jose Santiago
Los Angeles—Dec. 6, 2018: Luis García for José Álvarez
Minnesota—Dec. 6, 2012: Vance Worley and Trevor May for Ben Revere
New York—Aug. 20, 2020: Addison Russ for David Hale
Oakland—July 17, 2008: Adrian Cardenas, Josh Outman and Matt Spencer for Joe Blanton
Seattle—June 2, 2019: Jake Scheiner for Jay Bruce
Tampa Bay—Aug. 18, 2020: Édgar García for Rodolfo Sanchez
Texas—July 30, 2015: Cole Hamels and Jake Diekman for Jorge Alfaro, Alec Asher, Jerad Eickhoff, Matt Harrison, Jake Thompson and Nick Williams
Toronto—July 31, 2018: Jacob Waguespack for Aaron Loup

SERVICE TIME

MOST SEASONS WITH PHILLIES

18	Mike Schmidt	1972-89
16	Granny Hamner	1944-59
15	Chuck Klein	1928-33; 36-44
	Tony Taylor	1960-71; 74-76
	Steve Carlton	1972-86
	Jimmy Rollins	2000-14
14	Jack Clements	1884-97
	Robin Roberts	1948-61
	Chris Short	1959-72
	Darren Daulton	1983; 1985-97
13	Ed Delahanty	1888-89; 91-1901
	Red Dooin	1902-14
	Cy Williams	1918-30
	Willie Jones	1947-59
	Curt Simmons	1947-50; 52-60
	Mike Lieberthal	1994-2006
	Chase Utley	2003-15
	Ryan Howard	2004-16
12	Roy Thomas	1899-1908; 10-11
	Andy Seminick	1943-51; 55-57
	Richie Ashburn	1948-59
	Larry Bowa	1970-81
	Garry Maddox	1975-86

MOST CONTINUOUS SERVICE IN PHILADELPHIA

18	Mike Schmidt	Phillies	1972-89
16	Granny Hamner	Phillies	1944-59
15	Jimmy Dykes	A's	1918-32
	Bobby Clarke	Flyers	1969-84
	Steve Carlton	Phillies	1972-86
	Jimmy Rollins	Phillies	2000-14
14	Cy Perkins	A's	1917-30
	Robin Roberts	Phillies	1948-61
	Chuck Bednarik	Eagles	1949-62
	Chris Short	Phillies	1959-72
	Claude Giroux	Flyers	2007-
13	Harold Carmichael	Eagles	1971-83
	Darren Daulton	Phillies	1985-97
	Mike Lieberthal	Phillies	1994-2006
	Brian Dawkins	Eagles	1996-2008
	Chase Utley	Phillies	2003-15
	Ryan Howard	Phillies	2004-16

ENTIRE CAREER PLAYED WITH PHILLIES (Retired Players)

18 years	Mike Schmidt
13 years	Ryan Howard
11 years	Larry Christenson
10 years	Terry Harmon, Bob Miller
8 years	Putsy Caballero
7 years	John Boozer, George Chalmers, Jack Meyer

PLAYING WITH PHILLIES THREE DIFFERENT TIMES

Player	1st Time	2nd Time	3rd Time
Bill Duggleby	1898	1901	1902-07
Bill Hallman	1888-89	1892-97	1901-03
Chuck Klein	1928-33	1936-39	1940-44

MOST YEARS REGULAR STARTER BY POSITION

Pos.	Player	Years
RHP	Robin Roberts	14 (1948-61)
LHP	Steve Carlton	15 (1972-86)
C	Jack Clements	10 (1885 + 1887-95)
1B	Ryan Howard	12 (2005-16)
2B	Chase Utley	10 (2005-14)
3B	Mike Schmidt	15 (1973-84 + 1986-88)
SS	Jimmy Rollins	14 (2001-14)
LF	Sherry Magee	9 (1905-13)
	Greg Luzinski	9 (1972-80)
CF	Richie Ashburn	12 (1948-59)
RF	Chuck Klein	9 (1928-30 + 1932-33 + 1936-38 + 1940)
	Bobby Abreu	9 (1998-2006)

REGULAR STARTERS AT THREE DIFFERENT POSITIONS

Dick Allen	3B (1964-67)	LF (1968)	1B (1969; 75-76)
Ed Andrews	2B (1884)	LF (1885)	CF (1886-88)
Ed Delahanty	CF (1891-92)	LF (1893-99; 1901)	1B (1900)
Bill Hallman	SS (1899)	2B (1892-96; 1901)	3B (1902)
Von Hayes	RF (1983-84, 89-90)	CF (1985)	1B (1986-88)

PHILLIES PLAYING ALL FOUR INFIELD POSITIONS

Dick Allen	Ed Delahanty	Charlie Hayes	Emmett Mueller	Pop Schriver
Ruben Amaro	Cozy Dolan	Roy Hughes	Dode Paskert	Glen Stewart
John Antonelli	She Donahue	Hal Irelan	Harry Pearce	Tony Taylor
Shad Berry	Mariano Duncan	Wally Kimmick	Tomas Perez	John Vukovich
Lena Blackburne	Barney Friberg	Pete Mackanin	Bobby Pfeil	Jimmy Walsh
Andrés Blanco	Kid Gleason	Les Mallon	Charlie Reilly	Joe Ward
Eric Bruntlett	Bill Grey	Ramon Martinez	Sean Rodriguez	Russ Wrightstone
Ernie Courtney	Bill Hallman	Dots Miller	Cookie Rojas	
Lave Cross	Terry Harmon	Bobby Morgan	Mike Schmidt	

REGULARS BY POSITION

YEAR	FIRST BASE	AVG	SECOND BASE	AVG	SHORTSTOP	AVG	THIRD BASE	AVG
1883	Farrar	.233	R. Ferguson	.258	McClellan	.230	Warner	.227
1884	Farrar	.245	Andrews	.221	McClellan	.258	Mulvey	.229
1885	Farrar	.245	Myers	.204	Bastian	.167	Mulvey	.269
1886	Farrar	.248	Bastian	.217	Irwin	.233	Mulvey	.267
1887	Farrar	.282	McLaughlin	.220	Irwin	.254	Mulvey	.287
1888	Farrar	.244	Bastian	.193	Irwin	.219	Mulvey	.216
1889	Farrar	.268	Myers	.269	Hallman	.253	Mulvey	.289
1890	McCauley	.244	Myers	.277	Allen	.226	Mayer	.242
1891	W. Brown	.243	Myers	.230	Allen	.221	Shindle	.210
1892	Connor	.294	Hallman	.292	Allen	.227	Reilly	.196
1893	Boyle	.286	Hallman	.307	Allen	.268	Reilly	.245
1894	Boyle	.301	Hallman	.309	Sullivan	.352	L. Cross	.386
1895	Boyle	.253	Hallman	.314	Sullivan	.338	L. Cross	.271
1896	Brouters	.344	Hallman	.320	Hulen	.265	Nash	.247
1897	Lajoie	.363	L. Cross	.259	Gillen	.259	Nash	.258
1898	Douglas	.258	Lajoie	.328	M. Cross	.257	Lauder	.263
1899	Cooley	.276	Lajoie	.380	M. Cross	.257	Lauder	.268
1900	Delahanty	.323	Lajoie	.346	M. Cross	.202	Wolverton	.282
1901	Jennings	.275	Hallman	.184	M. Cross	.197	Wolverton	.309
1902	Jennings	.277	Childs	.194	Hulswitt	.272	Hallman	.248
1903	Douglas	.255	Gleason	.284	Hulswitt	.247	Wolverton	.308
1904	Doyle	.220	Gleason	.274	Hulswitt	.244	Wolverton	.266
1905	Bransfield	.259	Gleason	.247	Doolan	.254	Courtney	.275
1906	Bransfield	.275	Gleason	.227	Doolan	.230	Courtney	.236
1907	Bransfield	.233	Knabe	.255	Doolan	.204	Courtney	.243
1908	Bransfield	.304	Knabe	.218	Doolan	.234	Grant	.244
1909	Bransfield	.292	Knabe	.234	Doolan	.219	Grant	.269
1910	Bransfield	.239	Knabe	.261	Doolan	.263	Grant	.268
1911	Luderus	.301	Knabe	.237	Doolan	.238	Lobert	.285
1912	Luderus	.257	Knabe	.282	Doolan	.258	Lobert	.327
1913	Luderus	.262	Knabe	.263	Doolan	.218	Lobert	.300
1914	Luderus	.248	Byrne	.272	Martin	.253	Lobert	.275
1915	Luderus	.315	Niehoff	.238	Bancroft	.254	Byrne	.209
1916	Luderus	.281	Niehoff	.243	Bancroft	.212	Stock	.281
1917	Luderus	.261	Niehoff	.255	Bancroft	.243	Stock	.264
1918	Luderus	.288	McGaffigan	.203	Bancroft	.265	Stock	.274
1919	Luderus	.293	Paulette	.259	Bancroft	.272	Blackburne	.199
1920	Paulette	.288	Rawlings	.234	Fletcher	.296	R. Miller	.219
1921	Konetchy	.321	J. Smith	.231	Parkinson	.253	Wrightstone	.296
1922	Leslie	.271	Parkinson	.275	Fletcher	.280	Rapp	.253
1923	Holke	.311	Tierney	.317	Sand	.228	Wrightstone	.273
1924	Holke	.300	Ford	.272	Sand	.245	Wrightstone	.307
1925	Hawks	.322	Friberg	.270	Sand	.278	Huber	.284
1926	Bentley	.258	Friberg	.268	Sand	.272	Huber	.245
1927	Wrightstone	.306	Thompson	.303	Sand	.299	Friberg	.233
1928	Hurst	.285	Thompson	.287	Sand	.211	Whitney	.301
1929	Hurst	.304	Thompson	.324	Thevenow	.227	Whitney	.327
1930	Hurst	.327	Thompson	.282	Thevenow	.286	Whitney	.342
1931	Hurst	.305	Mallon	.309	Bartell	.289	Whitney	.287
1932	Hurst	.339	Mallon	.259	Bartell	.308	Whitney	.298
1933	Hurst	.267	Warner	.224	Bartell	.271	McLeod	.194
1934	Camilli	.265	Chiozza	.304	Bartell	.310	Walters	.260
1935	Camilli	.261	Chiozza	.284	Haslin	.265	Vergez	.249
1936	Camilli	.315	Gomez	.232	Norris	.265	Whitney	.294
1937	Camilli	.339	Young	.194	Scharein	.241	Whitney	.341
1938	Weintraub	.311	Mueller	.250	Young	.229	Whitney	.277
1939	Suhr	.318	Hughes	.228	Scharein	.238	May	.287
1940	Mahan	.244	Schulte	.236	Bragan	.222	May	.293
1941	Etten	.311	Murtaugh	.219	Bragan	.251	May	.267
1942	Etten	.264	Glossop	.225	Bragan	.218	May	.238
1943	Wasdell	.261	Murtaugh	.273	Stewart	.211	May	.282
1944	Lupien	.283	Mullen	.267	Hamrick	.205	Stewart	.220
1945	Wasdell	.300	Daniels	.200	Mott	.221	Antonelli	.256
1946	McCormick	.284	Verban	.275	Newsome	.232	Tabor	.268
1947	Schultz	.223	Verban	.285	Newsome	.229	Handley	.253
1948	Sisler	.274	Hamner	.260	E. Miller	.246	Caballero	.245
1949	Sisler	.289	E. Miller	.207	Hamner	.263	Jones	.244
1950	Waitkus	.284	Goliat	.234	Hamner	.270	Jones	.267

REGULARS BY POSITION

YEAR	FIRST BASE	AVG	SECOND BASE	AVG	SHORTSTOP	AVG	THIRD BASE	AVG
1951	Waitkus	.257	Caballero	.186	Hamner	.255	Jones	.285
1952	Waitkus	.289	Ryan	.241	Hamner	.275	Jones	.250
1953	Torgeson	.274	Hamner	.276	Kazanski	.217	Jones	.225
1954	Torgeson	.271	Hamner	.299	Morgan	.262	Jones	.271
1955	Blaylock	.208	Morgan	.232	Smalley	.196	Jones	.258
1956	Blaylock	.254	Kazanski	.211	Hamner	.224	Jones	.277
1957	Bouchee	.293	Hamner	.227	Fernandez	.262	Jones	.218
1958	Bouchee	.257	Hemus	.284	Fernandez	.230	Jones	.271
1959	Bouchee	.285	S. Anderson	.218	Koppe	.261	Freese	.268
1960	Herrera	.281	Taylor	.287	Amaro	.231	Dark	.242
1961	Herrera	.257	Taylor	.250	Amaro	.257	C. Smith	.248
1962	Sievers	.262	Taylor	.259	Wine	.244	Demeter	.307
1963	Sievers	.240	Taylor	.281	Wine	.215	Hoak	.231
1964	Herrnstein	.234	Taylor	.251	Wine	.212	Allen	.318
1965	Stuart	.234	Taylor	.229	Wine	.228	Allen	.302
1966	White	.276	C. Rojas	.268	Groat	.260	Allen	.317
1967	White	.250	C. Rojas	.259	Wine	.190	Allen	.307
1968	White	.239	C. Rojas	.232	Pena	.260	Taylor	.250
1969	Allen	.288	C. Rojas	.228	Money	.229	Taylor	.262
1970	D. Johnson	.256	Doyle	.208	Bowa	.250	Money	.295
1971	D. Johnson	.265	Doyle	.231	Bowa	.249	J. Vukovich	.166
1972	Hutton	.260	Doyle	.249	Bowa	.250	Money	.222
1973	Montanez	.263	Doyle	.273	Bowa	.211	Schmidt	.196
1974	Montanez	.304	Cash	.300	Bowa	.275	Schmidt	.282
1975	Allen	.236	Cash	.305	Bowa	.305	Schmidt	.253
1976	Allen	.267	Cash	.284	Bowa	.248	Schmidt	.262
1977	Hebner	.284	Sizemore	.282	Bowa	.280	Schmidt	.275
1978	Hebner	.283	Sizemore	.220	Bowa	.294	Schmidt	.254
1979	Rose	.332	Trillo	.260	Bowa	.241	Schmidt	.256
1980	Rose	.283	Trillo	.292	Bowa	.267	Schmidt	.287
1981	Rose	.325	Trillo	.287	Bowa	.284	Schmidt	.314
1982	Rose	.271	Trillo	.271	DeJesus	.237	Schmidt	.280
1983	Rose	.237	Morgan	.228	DeJesus	.254	Schmidt	.256
1984	Matuszek	.222	Samuel	.272	DeJesus	.259	Schmidt	.274
1985	Schmidt	.301	Samuel	.264	Jeltz	.189	Schu	.253
1986	V. Hayes	.299	Samuel	.263	Jeltz	.217	Schmidt	.280
1987	V. Hayes	.296	Samuel	.272	Jeltz	.227	Schmidt	.299
1988	V. Hayes	.273	Samuel	.244	Jeltz	.189	Schmidt	.253
1989	Jordan	.283	Herr	.286	Thon	.269	C. Hayes	.257
1990	Jordan	.241	Herr	.263	Thon	.256	C. Hayes	.257
1991	Kruk	.302	Morandini	.249	Thon	.253	C. Hayes	.225
1992	Kruk	.334	Morandini	.254	Bell	.205	Hollins	.270
1993	Kruk	.318	Morandini	.246	Stocker	.324	Hollins	.273
1994	Kruk	.295	Morandini	.289	Stocker	.273	Hollins	.226
1995	Hollins	.235	Morandini	.287	Stocker	.218	C. Hayes	.276
1996	Jefferies	.286	Morandini	.252	Stocker	.251	Zeile	.258
1997	Brogna	.256	Morandini	.292	Stocker	.267	Rolen	.283
1998	Brogna	.267	Lewis	.249	Relaford	.244	Rolen	.290
1999	Brogna	.278	Anderson	.255	Arias	.288	Rolen	.267
2000	Burrell	.274	Morandini	.254	Relaford	.221	Rolen	.299
2001	Lee	.257	Anderson	.294	Rollins	.275	Rolen	.289
2002	Lee	.263	Anderson	.259	Rollins	.246	Rolen	.259
2003	Thome	.268	Polanco	.302	Rollins	.264	Bell	.191
2004	Thome	.274	Polanco	.281	Rollins	.289	Bell	.289
2005	Howard	.289	Utley	.297	Rollins	.290	Bell	.246
2006	Howard	.313	Utley	.307	Rollins	.278	Bell	.280
2007	Howard	.267	Utley	.334	Rollins	.296	Núñez	.255
2008	Howard	.253	Utley	.295	Rollins	.278	Feliz	.243
2009	Howard	.280	Utley	.283	Rollins	.250	Feliz	.267
2010	Howard	.275	Utley	.276	Rollins	.244	Polanco	.298
2011	Howard	.251	Utley	.257	Rollins	.272	Polanco	.280
2012	Howard	.220	Utley	.254	Rollins	.251	Polanco	.259
2013	Howard	.267	Utley	.281	Rollins	.250	M. Young	.282
2014	Howard	.224	Utley	.272	Rollins	.244	Asche	.256
2015	Howard	.234	Hernández	.287	Galvis	.266	Franco	.280
2016	Howard	.198	Hernández	.294	Galvis	.242	Franco	.254
2017	Joseph	.240	Hernández	.291	Galvis	.257	Franco	.227
2018	Santana	.229	Hernández	.253	Kingery	.226	Franco	.270
2019	Hoskins	.226	Hernández	.279	Segura	.280	Franco	.234
2020	Hoskins	.245	Segura	.266	Gregorius	.284	Bohm	.338

REGULARS BY POSITION

YEAR	CATCHER	AVG	LEFT FIELD	AVG	CENTER FIELD	AVG	RIGHT FIELD	AVG
1883	Gross	.307	Purcell	.268	Lewis	.250	Manning	.267
1884	Crowley	.244	Purcell	.252	Fogarty	.212	Manning	.271
1885	Clements	.191	Andrews	.266	Fogarty	.232	Manning	.256
1886	McGuire	.198	Wood	.273	Andrews	.249	Fogarty	.293
1887	Clements	.280	Wood	.289	Andrews	.325	Fogarty	.261
1888	Clements	.245	Wood	.229	Andrews	.239	Fogarty	.236
1889	Clements	.284	Wood	.251	Fogarty	.259	Thompson	.296
1890	Clements	.315	Hamilton	.325	Burke	.263	Thompson	.313
1891	Clements	.310	Hamilton	.340	Delahanty	.243	Thompson	.294
1892	Clements	.264	Hamilton	.330	Delahanty	.306	Thompson	.305
1893	Clements	.285	Delahanty	.368	Hamilton	.380	Thompson	.370
1894	Clements	.346	Delahanty	.407	Hamilton	.399	Thompson	.404
1895	Clements	.394	Delahanty	.404	Hamilton	.369	Thompson	.392
1896	Grady	.318	Delahanty	.397	Cooley	.307	Thompson	.298
1897	Boyle	.253	Delahanty	.377	Cooley	.329	Dowd	.292
1898	McFarland	.282	Delahanty	.334	Cooley	.312	Flick	.313
1899	McFarland	.333	Delahanty	.410	Thomas	.325	Flick	.342
1900	McFarland	.305	Slagle	.287	Thomas	.316	Flick	.378
1901	McFarland	.285	Delahanty	.357	Thomas	.309	Flick	.336
1902	Dooin	.231	Browne	.260	Thomas	.286	Barry	.287
1903	Roth	.273	Barry	.276	Thomas	.327	Keister	.320
1904	Dooin	.242	Titus	.294	Thomas	.290	Magee	.277
1905	Dooin	.250	Magee	.299	Thomas	.317	Titus	.308
1906	Dooin	.245	Magee	.282	Thomas	.254	Titus	.267
1907	Dooin	.211	Magee	.328	Thomas	.243	Titus	.275
1908	Dooin	.248	Magee	.283	Osborn	.267	Titus	.286
1909	Dooin	.224	Magee	.270	Bates	.293	Titus	.270
1910	Dooin	.242	Magee	.331	Bates	.305	Titus	.241
1911	Dooin	.328	Magee	.288	Paskert	.273	Titus	.284
1912	Killefer	.224	Magee	.306	Paskert	.315	Cravath	.284
1913	Killefer	.244	Magee	.306	Paskert	.262	Cravath	.341
1914	Killefer	.234	Becker	.325	Paskert	.264	Cravath	.299
1915	Killefer	.237	Becker	.246	Paskert	.244	Cravath	.285
1916	Killefer	.217	Whitted	.281	Paskert	.279	Cravath	.283
1917	Killefer	.274	Whitted	.280	Paskert	.251	Cravath	.280
1918	Adams	.176	Meusel	.279	Williams	.276	Cravath	.232
1919	Adams	.233	Meusel	.305	Williams	.278	Callahan	.230
1920	Wheat	.226	Meusel	.309	Williams	.325	Stengel	.292
1921	Bruggy	.310	Meusel	.353	Williams	.320	LeBourveau	.295
1922	Henline	.316	C.W. Lee	.322	Williams	.308	C. Walker	.337
1923	Henline	.324	Mokan	.313	Williams	.293	C. Walker	.281
1924	Henline	.284	Mokan	.260	Williams	.328	Harper	.294
1925	Wilson	.328	Burns	.292	Harper	.349	Williams	.314
1926	Wilson	.305	Mokan	.303	Leach	.329	Williams	.345
1927	Wilson	.275	Spalding	.296	Leach	.306	Williams	.274
1928	Lerian	.272	Leach	.304	Sothern	.285	Klein	.360
1929	Lerian	.223	O'Doul	.398	Sothern	.306	Klein	.356
1930	S. Davis	.313	O'Doul	.383	Sothern	.280	Klein	.386
1931	S. Davis	.326	Klein	.337	Brickell	.253	Arlett	.313
1932	S. Davis	.336	H.B. Lee	.303	G. Davis	.309	Klein	.348
1933	S. Davis	.349	Schulmerich	.334	Fullis	.309	Klein	.368
1934	Todd	.318	Allen	.330	G. Davis	.293	Moore	.343
1935	Todd	.290	Watkins	.270	Allen	.307	Moore	.323
1936	Grace	.249	Moore	.328	Chiozza	.297	Klein	.309
1937	Atwood	.244	Arnovich	.290	H. Martin	.283	Klein	.325
1938	Atwood	.196	Arnovich	.275	H. Martin	.298	Klein	.247
1939	S. Davis	.307	Arnovich	.324	H. Martin	.282	Marty	.254
1940	Warren	.246	Rizzo	.292	Marty	.270	Klein	.218
1941	Warren	.214	Litwhiler	.305	Marty	.268	Benjamin	.235
1942	Warren	.209	Litwhiler	.271	L. Waner	.261	Northey	.251
1943	Livingston	.249	Triplett	.272	E. Adams	.256	Northey	.278
1944	Finley	.249	Wasdell	.277	E. Adams	.283	Northey	.288
1945	Seminick	.239	Triplett	.240	DiMaggio	.257	Dinges	.287
1946	Seminick	.264	Ennis	.313	Wyrostek	.281	Northey	.249
1947	Seminick	.252	Ennis	.275	Walker	.371	Wyrostek	.273
1948	Seminick	.225	Blatnik	.260	Ashburn	.333	Ennis	.290
1949	Seminick	.243	Ennis	.302	Ashburn	.284	Nicholson	.234
1950	Seminick	.288	Sisler	.296	Ashburn	.303	Ennis	.311
1951	Seminick	.227	Sisler	.287	Ashburn	.344	Ennis	.267
1952	Burgess	.296	Ennis	.289	Ashburn	.282	Wyrostek	.274

REGULARS BY POSITION

YEAR	CATCHER	AVG	LEFT FIELD	AVG	CENTER FIELD	AVG	RIGHT FIELD	AVG
1953	Burgess	.292	Ennis	.285	Ashburn	.330	Wyrostek	.271
1954	Burgess	.368	Ennis	.261	Ashburn	.313	Clark	.240
1955	Seminick	.246	Ennis	.296	Ashburn	.338	Greengrass	.272
1956	Lopata	.267	Ennis	.260	Ashburn	.303	Valo	.289
1957	Lopata	.237	H. Anderson	.268	Ashburn	.297	Repulski	.260
1958	Lopata	.248	H. Anderson	.301	Ashburn	.350	Post	.282
1959	Sawatski	.293	H. Anderson	.240	Ashburn	.266	Post	.254
1960	Coker	.214	Callison	.260	DelGreco	.237	K. Walters	.239
1961	Dalrymple	.220	Callison	.266	Gonzalez	.277	Demeter	.257
1962	Dalrymple	.276	Savage	.266	Gonzalez	.302	Callison	.300
1963	Dalrymple	.252	Covington	.303	Gonzalez	.306	Callison	.284
1964	Dalrymple	.238	Covington	.280	Gonzalez	.278	Callison	.274
1965	Dalrymple	.213	A. Johnson	.294	Gonzalez	.295	Callison	.262
1966	Dalrymple	.245	Gonzalez	.286	Briggs	.282	Callison	.276
1967	Dalrymple	.172	Gonzalez	.339	Briggs	.232	Callison	.261
1968	Ryan	.179	Allen	.263	Gonzalez	.264	Callison	.244
1969	Ryan	.204	Briggs	.238	Hisle	.266	Callison	.265
1970	McCarver	.287	Briggs	.270	Hisle	.205	R. Stone	.262
1971	McCarver	.278	Gamble	.221	Montanez	.255	Freed	.221
1972	Bateman	.222	Luzinski	.281	Montanez	.247	Robinson	.239
1973	Boone	.261	Luzinski	.285	Unser	.289	Robinson	.288
1974	Boone	.240	Luzinski	.275	Unser	.268	M. Anderson	.250
1975	Boone	.252	Luzinski	.301	Maddox	.293	M. Anderson	.253
1976	Boone	.271	Luzinski	.307	Maddox	.331	Johnstone	.319
1977	Boone	.284	Luzinski	.309	Maddox	.293	McBride	.326
1978	Boone	.276	Luzinski	.265	Maddox	.288	McBride	.271
1979	Boone	.287	Luzinski	.255	Maddox	.282	McBride	.279
1980	Boone	.229	Luzinski	.229	Maddox	.259	McBride	.307
1981	Boone	.215	Matthews	.303	Maddox	.264	McBride	.274
1982	Diaz	.287	Matthews	.281	Maddox	.285	Dernier	.234
1983	Diaz	.233	Matthews	.259	Maddox	.275	V. Hayes	.279
1984	Virgil	.261	Wilson	.239	V. Hayes	.295	Lezcano	.277
1985	Virgil	.244	Stone	.264	V. Hayes	.252	Wilson	.272
1986	Russell	.241	Redus	.249	Thompson	.256	Wilson	.270
1987	Parrish	.247	James	.288	Thompson	.300	Wilson	.263
1988	Parrish	.211	Bradley	.265	Thompson	.291	James	.250
1989	Daulton	.202	Kruk	.330	Dykstra	.223	V. Hayes	.248
1990	Daulton	.269	Kruk	.276	Dykstra	.326	V. Hayes	.269
1991	Daulton	.196	Chamberlain	.243	Dykstra	.294	Murphy	.250
1992	Daulton	.271	Duncan	.235	Dykstra	.301	Amaro	.202
1993	Daulton	.256	Incaviglia	.278	Dykstra	.305	Eisenreich	.323
1994	Daulton	.301	Incaviglia	.219	Dykstra	.271	Eisenreich	.307
1995	Daulton	.251	Jefferies	.265	Van Slyke	.234	Eisenreich	.329
1996	Santiago	.272	Incaviglia	.249	Otero	.275	Whiten	.240
1997	Lieberthal	.249	Jefferies	.255	Cummings	.305	Eisenreich	.406
1998	Lieberthal	.254	Jefferies	.294	Glanville	.279	Daulton	.286
1999	Lieberthal	.302	Gant	.257	Glanville	.325	Abreu	.315
2000	Lieberthal	.281	Gant	.256	Glanville	.275	Abreu	.337
2001	Estrada	.224	Burrell	.258	Glanville	.263	Abreu	.316
2002	Lieberthal	.281	Burrell	.282	Glanville	.244	Abreu	.290
2003	Lieberthal	.312	Burrell	.209	Byrd	.244	Abreu	.314
2004	Lieberthal	.272	Burrell	.256	Byrd	.304	Abreu	.300
2005	Lieberthal	.263	Burrell	.281	Lofton	.224	Abreu	.302
2006	Lieberthal	.277	Burrell	.270	Lofton	.334	Abreu	.285
2007	Ruiz	.258	Burrell	.264	Rowand	.259	Abreu	.278
2008	Ruiz	.216	Burrell	.249	Rowand	.310	Victorino	.276
2009	Ruiz	.254	Ibañez	.273	Victorino	.297	Werth	.273
2010	Ruiz	.304	Ibañez	.277	Victorino	.293	Werth	.269
2011	Ruiz	.281	Ibañez	.246	Victorino	.260	Werth	.285
2012	Ruiz	.327	Pierre	.312	Victorino	.279	Pence	.325
2013	Ruiz	.266	Brown	.278	Victorino	.261	Pence	.270
2014	Ruiz	.253	Brown	.237	Revere	.305	D. Young	.272
2015	Ruiz	.214	Brown	.252	Revere	.307	Byrd	.263
2016	Rupp	.253	Asche	.219	Herrera	.295	Francoeur	.250
2017	Rupp	.218	Asche	.250	Herrera	.285	Bourjos	.255
2018	Alfaro	.262	Altherr	.246	Herrera	.279	Williams	.282
2019	Realmuto	.275	Hoskins	.256	Herrera	.255	Williams	.256
2020	Realmuto	.266	McCutchen	.253	Kingery	.258	Harper	.260
			McCutchen	.253	Quinn	.213	Harper	.268

RETIRED NUMBERS



RICHIE ASHBURN • CF

B-T: L-R • **HT:** 5-10 • **WT:** 170

BORN: March 19, 1927, Tilden, NE

DIED: September 9, 1997, New York, NY

CAREER: Played 12 years with the Phillies (1948-59) and was regarded as one of the best leadoff hitters and defensive players in the game... Also played with the Cubs (1960-61) and New York Mets (1962), ending his playing career in 1962 with a .306 average.

HOW OBTAINED: Signed to a \$3,500 bonus in 1945 as a catcher.

HITTING: Two-time NL batting champion (.338, 1955 & .350, 1958) and runner-up twice (both to Stan Musial, 1948 and 1951)... Only rookie named to 1948 NL All-Star squad... Hit in 23

consecutive games that season... Led NL in singles, walks and on-base percentage, four times; hits, three times; triples, twice and stolen bases, once... His 1958 season marked the only time a leadoff hitter led the league in both average and walks... Batted .300 or better in nine of his 15 years in the majors and had an on-base percentage of .400 or more six times... Ranked 11th all-time in walks and 35th in hits when he retired after the 1962 season to enter the broadcast booth... Phillies all-time leader in singles (1,811) and was the club leader in games, at-bats and hits until Mike Schmidt came along... Ranks fourth in Phillies history in runs... Holds Phillies record for consecutive games played, 730... Finished with career .397 on-base percentage (.394 with Phillies).

DEFENSE: Holds club record for outfield putouts, 538, in 1951... Holds NL records for most years, 500 or more putouts, four times, and most years, 400 or more putouts, nine times... Led NL outfielders in putouts nine times, tying an NL record... Ranks sixth all-time in outfield putouts, 6,089... One of only two players to ever lead the league in putouts, assists and double plays in the same season twice... Second all-time to Taylor Douthitt in total chances per game (3.03), chances per game (2.98) and putouts per game (2.89)... Career chances per game average is well ahead of his contemporaries, Willie Mays, Mickey Mantle and Duke Snider.

HONORS: Rookie of the Year (*The Sporting News*) in 1948... Selected to five All-Star teams... Inducted into Phillies Wall of Fame in 1979... Number retired on August 24, 1979... Elected to National Baseball Hall of Fame by the Veterans Committee in 1995.



AVG	G	AB	R	H	2B	3B	HR	RBI	BB	SO	SB
.308	2189	8365	1322	2574	317	109	29	586	1198	571	234



JIM BUNNING • RHP

B-T: R-R • **HT:** 6-3 • **WT:** 195

BORN: October 23, 1931, Southgate, KY... Served as a U.S. Senator for Kentucky, 1998-2010.

DIED: May 26, 2017, Edgewood, KY

CAREER: Pitched in 17 major league seasons, 1955-71: Detroit Tigers (1955-63), Phillies (1964-67; 1970-71), Pittsburgh Pirates (1968-69) and Los Angeles Dodgers (1969)... Managed in the Phillies minor league system for five years following his playing career.

HOW OBTAINED: Acquired along with C Gus Triandos from Detroit for OF Don Demeter and RHP Jack Hamilton, December 5, 1963.

WINS: From 1955 through 1971, led the majors in wins, innings and strikeouts... Won 19 games in each of first three seasons with the Phillies and finished 1967 with 17 wins while suffering a major league-record five 1-0 losses.

MISC: Led AL in strikeouts, twice... Led NL in shutouts, twice; innings, once; and strikeouts, once... Upon retiring in 1971, he ranked second to Walter Johnson on the all-time strikeout list... He became the first modern-era pitcher to win 100 games in each league and the second to record 1,000 strikeouts in each league; both milestones came in a Phillies uniform.

NO-HITTERS: Pitched a no-hitter against the Boston Red Sox while pitching for Detroit, July 20, 1958... Became the first 20th-century pitcher to throw a no-hitter in each league when he (father of seven) pitched a perfect game against the New York Mets at Shea Stadium on Father's Day, June 21, 1964, throwing only 90 pitches... It was the first perfect game in the NL since 1880.

HONORS: A nine-time All-Star, he was the first to pitch in the Midsummer Classic for both leagues... Started and won the first game in Veterans Stadium history, April 10, 1971, 4-1 over the Montreal Expos... Inducted into Phillies Wall of Fame in 1984... Elected to National Baseball Hall of Fame in 1996... Number retired on April 6, 2001.



W-L	ERA	G	GS	CG	SHO	IP	H	BB	SO
224-184	3.27	591	519	151	40	3760.1	3433	1000	2855

RETIRED NUMBERS



DICK ALLEN • 3B/1B/LF

B-T: R-R • **HT:** 5-11 • **WT:** 187

BORN: March 8, 1942, Wampum, PA

DIED: December 7, 2020, Wampum, PA

CAREER: Played in 15 major league seasons for the Phillies (1963-69; 1975-76), St. Louis Cardinals (1970), Los Angeles Dodgers (1971), Chicago White Sox (1972-74) and Oakland Athletics (1977).

HOW OBTAINED: Signed by the Phillies out of Wampum High School in 1960.

HITTING: Posted six seasons with more than 30 home runs, setting a career high with 40 in 1966... Drove in more than 100 runs three times... Batted .300 or better in six qualifying seasons... Recorded two qualifying seasons with an OPS higher than 1.000... Led the AL in home

runs twice (1972 & 1974)... Led his respective league in OPS four times (1966-67, 1972 & 1974) slugging percentage three times (1966, 1972 & 1974) and on-base percentage twice (1967 & 1972)... Led MLB in on-base percentage and OPS in 1972 and in slugging percentage in 1974... From 1964-74, his .940 OPS was second-highest in the majors, trailing only Hank Aaron (.941), and he had the third-most extra-base hits (670) in MLB during that same span, behind Hall-of-Famers Billy Williams (702) and Aaron (689)... In 1964 with the Phillies, set career highs in games (162), batting average (.318), runs (125), hits (201), doubles (38) and total bases (352)... In 1966, posted the sixth-highest slugging percentage (.632) in a single season by a Phillies player (since 1900; min. 400 PA)... During his career with the Phillies, batted .290 with 204 doubles, 64 triples, 204 home runs, 655 RBI, 517 walks and a .902 OPS in 1,070 games... Ranks second all-time in Phillies history with a .530 slugging percentage and 10th in home runs.

DEFENSE: Tied for the NL lead in games played (162) by a third baseman in 1964... Led all NL third basemen in double plays turned (29) in 1965... Primarily played first base (807 games) and third base (652 games) during his career.

MISC: In 2014, fell one vote shy of getting inducted into the National Baseball Hall of Fame by the Golden Era Committee (needed 12 votes out of 16).

HONORS: AL MVP in 1972... Seven-time All-Star, including three with the Phillies... NL Rookie of the Year in 1964... Inducted into Phillies Wall of Fame in 1994... Number retired on September 3, 2020 (57th anniversary of his ML debut with the Phillies).

AVG	G	AB	R	H	2B	3B	HR	RBI	BB	SO	SB
.292	1749	6332	1099	1848	320	79	351	1119	894	1556	133



MIKE SCHMIDT • 3B

B-T: R-R • **HT:** 6-2 • **WT:** 203

BORN: September 27, 1949, Dayton, OH

CAREER: Played his entire 18-year career with the Phillies (1972-89), establishing himself as the greatest overall third baseman in the game.

HOW OBTAINED: Phillies second-round selection in the June 1971 amateur draft out of Ohio University, where he was a shortstop.

HITTING: Led NL in homers a record eight times; RBI, four times; slugging percentage, five times; and on-base percentage, three times... Only Hank Aaron (15 times), Alex Rodriguez (15 times), Barry Bonds (14 times) and Albert Pujols (14 times) hit 30 homers in a season more times than Schmidt's 13; only Rodriguez and Babe Ruth (12 times each) hit 35 homers more

than Schmidt's 11... At retirement, he ranked 7th in home runs (3rd on NL list), 15th in extra-base hits (6th, NL) and tied for 22nd in RBI (6th, NL)... Ranks 16th on the all-time home run list going into the 2021 season... Holds career record for a third baseman in home runs (509)... Set the major league record for homers in a season for a third baseman, 48, in 1980, which was broken in 2007... Won six Silver Sluggers for offensive excellence at his position.

DEFENSE: Held 10 NL fielding records when he retired... Won 10 Gold Gloves, most by a 3B in NL history... All-time rankings at third base: assists per game, third; assists, fourth; double plays, fifth; games (2,212), sixth.

HONORS: Won three MVP Awards (1980, '81, '86), one of five players to do so in the NL; is also only one of six to win back-to-back MVPs... Held 14 ML records, 18 NL records, 24 Phillies career records and 11 Phillies season records when he retired... Played in five League Championship Series and two World Series; was awarded 1980 WS MVP... 12-time All-Star, elected as the starter nine times... Named Baseball Player of the Decade (1980s) by *The Sporting News*... Voted Greatest Phillies Player Ever in 1983 poll of fans... Inducted into Phillies Wall of Fame in 1990... Number retired on May 26, 1990... Elected to National Baseball Hall of Fame in 1995, the 26th player to enter on his first ballot... Was the third baseman for MasterCard's® All-Century Team in 1999.

AVG	G	AB	R	H	2B	3B	HR	RBI	BB	SO	SB
.267	2404	8352	1506	2234	408	59	548	1595	1507	1883	174



HISTORY

RETIRED NUMBERS



STEVE CARLTON • LHP

B-T: L-L • **HT:** 6-5 • **WT:** 210

BORN: December 22, 1944, Miami, FL

CAREER: Pitched 15 years with the Phillies from 1972-86... Broke in with the St. Louis Cardinals in 1965... Also pitched for the San Francisco Giants (1986), Chicago White Sox (1986), Cleveland Indians (1987) and Minnesota Twins (1987-88) before retiring in May 1988.

HOW OBTAINED: Acquired from St. Louis Cardinals for Rick Wise, February 25, 1972.

WINS: Only Warren Spahn (363) won more games among left-handers... Ranked ninth all-time in wins when he retired... Won 27 games (10 losses) in his first Phillies season, the fifth pitcher ever to win 20 games for a last-place club... Set Phillies record with 15 consecutive wins and won the NL Triple Crown (wins, 1.97 ERA and a club-record 310 strikeouts that season)... 20-game winner, six times... At age 37, won 23 games in 1982, most for any NL pitcher at that age... All-time leader in starts (709) for a left-hander.

MISC: Ranks fourth on all-time strikeout list... Took temporary all-time strikeout lead on June 7, 1983... Struck out Eric Davis for the 4,000th of his career, Aug. 15, 1986 with SF... Led NL in wins, four times; complete games, three; innings pitched, five; strikeouts, five; ERA and shutouts, once... Phillies all-time leader in wins, games started and strikeouts; ranks second in games, shutouts and innings pitched... Held six ML pitching records, 12 NL records and 10 League Championship Series records when he retired... Holds ML record for consecutive starts, 544, without pitching in relief... Struck out 10 or more 82 times.

HONORS: Became first pitcher to win four Cy Young Awards (1972, '77, '80, '82)... Selected to 10 All-Star teams... Played in five LCS and two World Series with the Phillies (four World Series overall)... Winning pitcher in 1980 World Series-clinching game vs. Kansas City... Inducted into Phillies Wall of Fame in 1989... Number retired on July 29, 1989... Elected to National Baseball Hall of Fame in 1994, his first year of eligibility.



W-L	ERA	G	GS	CG	SHO	IP	H	BB	SO
329-244	3.22	741	709	254	55	5217.1	4672	1833	4136



ROY HALLADAY • RHP

B-T: R-R • **HT:** 6-6 • **WT:** 225

BORN: May 14, 1977, Denver, CO

DIED: November 7, 2017, Holiday, FL

CAREER: Pitched in 16 seasons with the Toronto Blue Jays (1998-2009) and Phillies (2010-13).

HOW OBTAINED: Acquired from the Toronto Blue Jays for Kyle Drabek, Michael Taylor and Travis d'Arnaud on December 16, 2009.

WINS: Had three 20-win seasons (2003, 2008, 2010), leading the majors in victories in 2003 and tied for the ML lead in 2010... In his career, his .659 winning percentage ranked third in the majors (min. 175 decisions) and his 203 wins were fourth-most in MLB (second among right-handers)...

Became the 108th pitcher in ML history to win 200 games.

MISC: Led his respective league in complete games seven times, strikeout-to-walk ratio five times, shutouts and innings pitched four times, walks per 9.0 innings three times, and games started and WHIP once... Posted eight seasons with 30 or more starts, eight with at least 220.0 innings pitched, seven with five or more complete games, seven with more than 20 quality starts, five with at least 200 strikeouts and five (qualifying) with a sub-3.00 ERA... During his career, led the majors in complete games, was tied for first in shutouts and ranked fourth in ERA (min. 2,000.0 IP)... In five career postseason starts with the Phillies, went 3-2 with a 2.37 ERA, 0.74 WHIP, 35 strikeouts to five walks, and held opponents to a .169 batting average.

NO-HITTERS: Pitched the 20th perfect game in ML history (19th regular season), May 29, 2010 at Florida (9.0 IP, 11 SO)... It was second perfect game in Phillies history (Jim Bunning - 6/21/64)... Pitched the second no-hitter in ML postseason history in Game 1 of the NLDS, October 6, 2010 vs Cincinnati (9.0 IP, BB, 8 SO), which was his first career postseason appearance... With his postseason no-hitter, he joined Don Larsen, who pitched a perfect game in Game 5 of the 1956 World Series (10/8 vs BKN)... Became the fifth pitcher in ML history to pitch two no-hitters in the same calendar year.

HONORS: Was the fifth pitcher in ML history to win the Cy Young Award in both leagues (AL, 2003 and NL, 2010)... Was just the fourth Phillies pitcher to win a Cy Young Award... An eight-time All-Star (2002-03, 2005-06, 2008-11), he started for both leagues in the Midsummer Classic (AL, 2009 and NL, 2011)... Posthumously inducted into the Phillies Wall of Fame in 2018 and the National Baseball Hall of Fame in 2019... Number retired in 2020.



W-L	ERA	G	GS	CG	SHO	IP	H	BB	SO
203-105	3.38	416	390	67	20	2749.1	2646	592	2117

RETIRED NUMBERS



ROBIN ROBERTS • RHP

B-T: S-R • **HT:** 6-0 • **WT:** 190

BORN: September 30, 1926, Springfield, IL

DIED: May 6, 2010, Temple Terrace, FL

CAREER: Pitched 14 years with the Phillies, 1948-61... Also pitched for Baltimore Orioles (1962-65), Houston Astros (1965-66) and Chicago Cubs (1966) before retiring in 1966.

HOW OBTAINED: Signed to a \$25,000 bonus by the Phillies following graduation from Michigan State in 1947.

WINS: 20-game winner six straight years (1950-55)... Led NL in wins, four straight seasons, starting in 1952... Making third start in five days, he won his 20th game as the Phillies clinched the pennant at Brooklyn, October 1, 1950... Won a career-high 28 games in 1952 and set a club record with an .800 winning percentage; won 21 of his last 23 decisions that year.

MISC: Never pitched under 304 innings in a season from 1950-55... Led the Phillies in innings pitched from 1950 through 1960... Compiled a streak of 28 straight complete games in 1952-53... Led the NL in complete games and innings pitched, five times; wins, four times; shutouts and strikeouts, twice... Phillies career leader in games pitched, complete games and innings pitched, and was the leader in wins and strikeouts until Steve Carlton came along.

HONORS: Selected to seven consecutive All-Star Games (1950-56)... Shares All-Star Game record for most starts, five, with Lefty Gomez and Don Drysdale... Named Player of the Year by *The Sporting News* in 1952 and was chosen as the Pitcher of the Year three times by the same publication (before Cy Young Award was established)... Number retired unofficially in 1962 and officially on June 18, 2008, the 60th anniversary of his ML debut... Elected to National Baseball Hall of Fame in 1976... First inductee to Phillies Wall of Fame (1978).



W-L	ERA	G	GS	CG	SHO	IP	H	BB	SO
286-245	3.41	676	609	305	45	4688.2	4582	902	2357



GROVER CLEVELAND ALEXANDER • RHP

B-T: R-R • **HT:** 6-1 • **WT:** 185

BORN: February 26, 1887, Elba, NE

DIED: November 4, 1950, St. Paul, NE

CAREER: Pitched for 20 years in the majors, including two stints with the Phillies, 1911-17 and 1930... Also pitched for the Chicago Cubs (1918-26) and St. Louis Cardinals (1926-29) before retiring after nine appearances with the Phillies in 1930.

HOW OBTAINED: Purchased by the Phillies for \$750 from the Syracuse Stars in 1910.

WINS: Won 28, 19, 22, 27, 31, 33 and 30 games in his first seven seasons with the Phillies... During those seasons, he averaged 27.1 wins and 355 innings pitched... His 28 wins in 1911 remain the modern rookie record... 16 of his 33 wins in 1916 were shutouts, still a major league record... His

190 Phillies career wins were a record until broken by Robin Roberts... Won the Phillies' first-ever World Series game, 3-1, over Boston, October 8, 1915.

MISC: His ERA was 1.22, 1.55 and 1.83, 1915-17... Won the NL Triple Crown (W, ERA, SO) during same seasons... Threw four one-hitters in 1915, another record... Won a doubleheader at Ebbets Field in September 1917, 5-0 and 9-3, over Brooklyn... During his Phillies career he led the league in innings pitched, six times; wins, shutouts and strikeouts, five times; and ERA, three times... Holds club record with 61 career shutouts; Steve Carlton is second with 39... Won a Triple Crown with the Cubs in 1920... Six years later, picked up two wins and a save as the Cardinals won the World Series... His 373 wins are tied for third all-time... 90 shutouts are second to Walter Johnson's 110.

HONORS: Named after a U.S. president; portrayed by actor/future President Ronald Reagan in a 1952 motion picture, *The Winning Team*... During his big league career, the players didn't wear uniform numbers thus the Phillies selected the 1915 "P" as his symbol... Jersey retired on April 6, 2001... Elected to National Baseball Hall of Fame in 1938 and joined the other 10 living electees for the first official induction ceremony on June 12, 1939... Inducted into Phillies Wall of Fame in 1981.

W-L	ERA	G	GS	CG	SHO	IP	H	BB	SO
373-208	2.56	696	600	437	90	5190.0	4868	951	2198

RETIRED NUMBERS



CHUCK KLEIN • OF

B-T: L-R • **HT:** 6-0 • **WT:** 185

BORN: October 7, 1904, Indianapolis, IN

DIED: March 28, 1958, Indianapolis, IN

CAREER: Left-handed hitting outfielder who played 17 seasons in the majors, including 1928-33, 1936-39 and 1940-44 with the Phillies... Also played with the Chicago Cubs (1934-36) and Pittsburgh Pirates (1939) before retiring after playing in four games in 1944.

HOW OBTAINED: Purchased from Ft. Wayne for \$5,000 in mid-July 1928.

HITTING: During first five full seasons (1929-33), Klein batted .359 and averaged 131.6 runs, 46.4 doubles, 36 homers and 138.6 RBI per season... NL home run leader four times; led NL in runs and slugging percentage, three times; hits, doubles and RBI, twice; and won 1933 batting title... 43

homers in 1929 remained a Phillies record until Mike Schmidt hit 48 in 1980... Had two 26-game hitting streaks in 1930; shares ML record for most games, one or more hits, season, 135... Became first modern NL player to hit four home runs in a game, July 10, 1936, against the Pirates in Pittsburgh... Holds the Phillies single-season records for runs, doubles, extra-base hits, total bases and RBI (since 1900)... His 170 RBI and 445 total bases in 1930 are still NL records for a left-handed hitter... Had career slugging percentage of .543... Phils stats: .326, 243 homers, 983 RBI.

DEFENSE: Holds ML record (since 1900) for most outfield assists, season, with 44 in 1930 (156 games).

HONORS: Won MVP in 1932, the first Phillie to win the award... Lone Phillies player to win a Triple Crown, 1933: .368, 28 HR, 120 RBI... Started in first All-Star Game that same season... During his Phillies career, Chuck wore seven different numbers, 1, 3, 8, 26, 29, 32 and 36, so the Phillies selected the old-English "P" worn by the team during Klein's first six seasons... Elected to National Baseball Hall of Fame by the Veterans Committee in 1980... Inducted into Phillies Wall of Fame in 1980... Jersey retired on April 6, 2001.

AVG	G	AB	R	H	2B	3B	HR	RBI	BB	SO	SB
.320	1753	6486	1168	2076	398	74	300	1201	601	521	79



JACKIE ROBINSON

1B • 2B • 3B • OF

Former Commissioner Bud Selig announced that all teams would retire No. 42 in 1997 during the 50th anniversary of Jackie Robinson's becoming the first African American to play in Major League Baseball... Robinson made his debut in 1947 with the Brooklyn Dodgers, who retired his number following his 1972 death... In 1987, the National League Rookie of the Year Award was renamed after Robinson... Former pitching coach Galen Cisco was the last Phillie to wear the number, in 1997. (The 1997 rule was grandfathered, meaning a player who had worn the number could retain it until that player retired. Mike Jackson, who wore No. 42, was signed as a free agent by the Phillies for the 2000 season, but he did not pitch in a game that year.)



AVG	G	AB	R	H	2B	3B	HR	RBI	BB	SO	SB
.311	1382	4877	947	1518	273	54	137	734	740	291	197

PHILLIES BALLPARKS

Recreation Park	1883-1886
Philadelphia Park/Baker Bowl	1887-1938
University of Pennsylvania	1894
Columbia Park	1903
Shibe Park/Connie Mack Stadium	1927; 1938-1970
Veterans Stadium	1971-2003
Citizens Bank Park	2004-present

POSTSEASON HISTORY

1915 WORLD SERIES PHILLIES VS. BOSTON RED SOX (Red Sox win series, 4 games to 1)

Game 1 – October 8

The Phillies produced two runs in the eighth inning on an RBI groundout by Gavy Cravath and an infield single by Fred Luderus to break a 1-1 tie, giving them their first WS win, 3-1. Grover Cleveland Alexander scattered eight singles in a complete-game victory. Babe Ruth, a 20-year-old left-handed pitcher who had 18 wins during the regular season, was used as a pinch-hitter, his only appearance in the Series.

	R	H	E	WP: Alexander; LP: Shore
Boston	1	8	1	HR: None
Phillies	3	5	1	Att: 19,343

Game 2 – October 9

Woodrow Wilson became the first president to throw out the first ball at a World Series game. Rube Foster three-hit the Phillies and singled in the winning run in the top of the ninth inning of a 2-1 decision.

	R	H	E	WP: Foster; LP: Mayer
Boston	2	10	0	HR: None
Phillies	1	3	1	Att: 20,306

Game 3 – October 11

Another three-hitter, this one by Dutch Leonard, produced another 2-1 Boston victory. Duffy Lewis' two-out single to center drove in Harry Hooper with the winning run in the last of the ninth inning. The game in Boston drew 42,300, a WS record.

	R	H	E	WP: Leonard; LP: Alexander
Phillies	1	3	0	HR: None
Boston	2	6	1	Att: 42,300

Game 4 – October 12

Ernie Shore pitched Boston's third straight 2-1 win. Fred Luderus had three of the Phillies' seven hits, including the lone RBI in the eighth inning. The series returned to Philadelphia with Boston leading, 3-1.

	R	H	E	WP: Shore; LP: Chalmers
Phillies	1	7	0	HR: None
Boston	2	8	1	Att: 41,096

Game 5 – October 13

Rube Foster pitched Boston's fifth straight complete game, Harry Hooper belted two homers and Duffy Lewis one as the Red Sox won another one-run decision, 5-4. Hooper's second homer was the game-winner in the top of the ninth inning. The victory gave the Red Sox their third World Series championship (1905 and 1912).

	R	H	E	WP: Foster; LP: Rixey
Boston	5	10	1	HR: Luderus, Hooper (2), Lewis
Phillies	4	9	1	Att: 20,306

1950 WORLD SERIES PHILLIES VS. NEW YORK YANKEES (Yankees win series, 4 games to 0)

Game 1 – October 4

Because Robin Roberts had started so many times in the final week, manager Eddie Sawyer surprised everyone by naming relief ace Jim Konstanty the starter. Konstanty allowed one run over eight innings but Vic Raschi blanked the Phillies on two singles in the series opener at Shibe Park, a 1-0 NY win.

	R	H	E	WP: Raschi; LP: Konstanty
New York	1	5	0	HR: None
Phillies	0	2	1	Att: 30,746

Game 2 – October 5

Roberts started the second game and worked all 10 innings, a 2-1 loss when Joe DiMaggio homered into the upper deck in left field in the 10th inning. Richie Ashburn drove in the Phillies' lone run with a fifth-inning fly ball.

	R	H	E	WP: Reynolds; LP: Roberts
New York	2	10	0	HR: DiMaggio
Phillies	1	7	0	Att: 32,660

Game 3 – October 6

Trailing 2-1, the Yankees won another one-run game with single runs in the eighth and ninth innings. Jerry Coleman, who drove in the winning run in Game 1, singled with two out in the last of the ninth for the game-winner.

	R	H	E	WP: Ferrick; LP: Meyer
Phillies	2	10	2	HR: None
New York	3	7	0	Att: 65,791

Game 4 – October 7

Rookie sensation Whitey Ford blanked the Phillies for eight innings as the Yankees swept the series with a 5-2 decision. It was the Yankees' 13th World Championship.

	R	H	E	WP: Ford; LP: Miller
Phillies	2	7	1	HR: Berra
New York	5	8	2	Att: 69,098

POSTSEASON HISTORY

1976 NATIONAL LEAGUE CHAMPIONSHIP SERIES PHILLIES VS. CINCINNATI REDS (Reds win series, 3 games to 0)

Game 1 – October 9

Mike Schmidt's first-inning sacrifice fly staked the Phillies to a 1-0 lead in the first postseason game played in Philadelphia since October 5, 1950. The Reds scored six unanswered runs and won the first game, 6-3.

	R	H	E	WP:	LP:
Cincinnati	6	10	0	HR: Foster	
Phillies	3	6	1	Att: 62,640	

Game 2 – October 10

Again, the Phillies took an early lead with single runs in the second and fourth innings. Jim Lonborg carried a no-hitter into the sixth inning when the Reds scored four times on three hits, two walks and an error. Cincinnati won, 6-2, and the series shifted to Riverfront Stadium.

	R	H	E	WP:	LP:
Cincinnati	6	6	0	SV: Borbon	
Phillies	2	10	1	HR: Luzinski	Att: 62,651

Game 3 – October 12

The Reds wiped out a 2-0 Phillies lead by scoring four times in the seventh. The Phillies clawed back, taking a 6-4 lead into the last of the ninth. Homers by George Foster and Johnny Bench tied it up and a single by Ken Griffey Sr. won the game, 7-6, as Cincinnati completed the sweep.

	R	H	E	WP:	LP:
Phillies	6	11	0	HR: Foster, Bench	
Cincinnati	7	9	2	Att: 55,047	

1977 NATIONAL LEAGUE CHAMPIONSHIP SERIES PHILLIES VS. LOS ANGELES DODGERS (Dodgers win series, 3 games to 1)

Game 1 – October 4

Greg Luzinski's booming two-run homer gave the Phillies a first-inning lead in Los Angeles, but Ron Cey's grand slam off Steve Carlton tied the game in the seventh. Singles by Bake McBride, Larry Bowa and Mike Schmidt produced the first of two ninth-inning runs that gave the Phillies a 7-5 win.

	R	H	E	WP:	LP:
Phillies	7	9	0	SV: McGraw	
Los Angeles	5	9	2	HR: Luzinski, Cey	Att: 55,968

Game 2 – October 5

Don Sutton's complete game and Dusty Baker's fourth-inning grand slam carried the Dodgers to a 7-1 win as the series moved east to Veterans Stadium.

	R	H	E	WP:	LP:
Phillies	1	9	1	HR: McBride, Baker	
Los Angeles	7	9	1	Att: 55,973	

Game 3 – October 7

With their team trailing 2-0, Phillies fans unraveled Burt Hooton in the second inning. The right-hander walked four straight batters as the Phillies took a 3-2 lead. Leading 5-3 after eight innings, the Phillies seemed headed for their second victory. Instead, they sustained the most bitter defeat in Vet history. With two out, the Dodgers tied the game on a controversial call by first base umpire Bruce Froemming. Davey Lopes' grounder kicked off Mike Schmidt's glove to Larry Bowa, who threw to first base for the potential game-ending out. Froemming called Lopes safe; TV replays indicated he was out. Lopes wound up scoring the winning run on Bill Russell's single to center.

	R	H	E	WP:	LP:
Los Angeles	6	12	2	SV: Garman	
Phillies	5	6	2	HR: None	Att: 63,719

Game 4 – October 8

In a game played almost entirely in a steady rain, the Dodgers advanced to the World Series with a 4-1 win behind Tommy John.

	R	H	E	WP:	LP:
Los Angeles	4	5	0	HR: Baker	
Phillies	1	7	0	Att: 64,924	

POSTSEASON HISTORY

1978 NATIONAL LEAGUE CHAMPIONSHIP SERIES PHILLIES VS. LOS ANGELES DODGERS (Dodgers win series, 3 games to 1)

Game 1 – October 4

Steve Garvey's three-run homer triggered a four-run third inning. Reliever Bob Welch allowed only one run over 4.1 innings as the Dodgers took the first game, 9-5.

	R	H	E	WP:	LP:	HR:
Los Angeles	9	13	1	Welch	Christenson	Martin, Garvey (2), Lopes,
Phillies	5	12	1	Yeager		
				Att: 63,460		

Game 2 – October 5

Tommy John, who won the clinching NLCS game a year earlier, blanked the Phillies on four singles, a 4-0 decision that gave the Dodgers a 2-0 lead as the series shifted to Los Angeles.

	R	H	E	WP:	LP:	HR:
Los Angeles	4	8	0	John	Ruthven	Lopes
Phillies	0	4	0			
				Att: 60,642		

Game 3 – October 6

Steve Carlton was a virtual one-man show as the Phillies stayed alive. The big lefty hit a three-run homer in the second inning, added an RBI single in the sixth and struck out eight in a complete-game, 9-4 win.

	R	H	E	WP:	LP:	HR:
Phillies	9	11	1	Carlton	Sutton	Carlton, Luzinski, Garvey
Los Angeles	4	8	2			
				Att: 55,043		

Game 4 – October 7

Bake McBride tied the game, 3-3, with a pinch-hit solo home run in the seventh inning. Both teams couldn't capitalize on two-out threats in the eighth inning and both went down 1-2-3 in the ninth. For the second straight year, Bill Russell delivered the knockout punch, a two-out single to center in the 10th inning that scored Ron Cey.

	R	H	E	WP:	LP:	HR:
Phillies	3	8	2	Forster	McGraw	Luzinski, McBride, Cey,
Los Angeles	4	13	2	Garvey		
				Att: 55,124		

1980 NATIONAL LEAGUE CHAMPIONSHIP SERIES PHILLIES VS. HOUSTON ASTROS (Phillies win series, 3 games to 2)

Game 1 – October 7

With the Phillies trailing 1-0, Greg Luzinski unloaded a two-run homer in the sixth. Greg Gross' pinch RBI single in the next inning produced the final run of a 3-1 win before over 65,000 at the Vet.

	R	H	E	WP:	LP:	SV:	HR:
Houston	1	7	0	Carlton	Forsch	McGraw	
Phillies	3	8	1	Luzinski			
				Att: 65,277			

Game 2 – October 8

Trailing 1-0, the Phillies went on top with two in the fourth. Garry Maddox's RBI single tied the game, 3-3, in the eighth. Dave Bergman's triple scored two of Houston's four 10th-inning runs that gave them a 7-4 win with the series headed for the Astrodome.

	R	H	E	WP:	LP:	SV:	HR:
Houston	7	8	1	LaCorte	Reed	Andujar	
Phillies	4	14	2	None			
				Att: 65,476			

Game 3 – October 10

After stranding 14 runners in the previous game, the Phillies left 11 more men on base as they lost an 11-inning classic, 1-0. Rafael Landestoy, pinch-running for Joe Morgan, who had tripled, scored the lone run on Dennis Walling's sacrifice fly.

	R	H	E	WP:	LP:	HR:
Phillies	0	7	1	Smith	McGraw	None
Houston	1	6	1			
				Att: 44,443		

Game 4 – October 11

A wild and crazy game. Houston pulled off what seemed to be a triple play that was eventually ruled a double play following a 20-minute conference. Gary Woods appeared to score Houston's third run but it was ruled he left third base too soon on a fly ball. Trailing, 2-0, the Phillies scored three in the top of the eighth only to have the Astros tie it, 3-3, in the bottom of the ninth. Pete Rose bowled over catcher Bruce Bochy to score the winning run in the 10th inning. The series was tied, 2-2, with one game to go.

	R	H	E	WP:	LP:	SV:	HR:
Phillies	5	13	0	Brusstar	Sambito	McGraw	
Houston	3	5	1	None			
				Att: 44,952			

Game 5 – October 12

Trailing 5-2, the Phillies erupted for five eighth-inning runs against Nolan Ryan, but the Astros tied the game with a pair in their half of the inning. Neither team scored in the ninth, forcing extra innings for the fourth straight game. Del Unser doubled to right with one out in the 10th and Garry Maddox got the hit of his life, an RBI double to center. He also caught the final out; Dick Ruthven leaped off the mound and Maddox was raised to the shoulders of his jubilant teammates.

	R	H	E	WP:	LP:	HR:
Phillies	8	13	2	Ruthven	LaCorte	None
Houston	7	14	0			
				Att: 44,802		

POSTSEASON HISTORY

1980 WORLD SERIES PHILLIES VS. KANSAS CITY ROYALS (Phillies win series, 4 games to 2)

Game 1 – October 14

KC took a 4-0 lead after three innings before the Phillies got going. Larry Bowa singled and daringly stole second. It was the spark of a five-run inning, capped by Bake McBride's three-run homer. Leading by a run, Tug McGraw struck out Willie Wilson to end the game and give the Phillies a 7-6 win.

	R	H	E	WP: Walk; LP: Leonard
Kansas City	6	9	1	SV: McGraw
Phillies	7	11	0	HR: McBride, Aikens (2), Otis
				Att: 65,791

Game 2 – October 15

Again, the Phillies fell behind, this time 4-2 going into the eighth. RBI hits by Del Unser, Bake McBride, Mike Schmidt and Keith Moreland produced four runs. Ron Reed struck out John Wathan to end the game, a 6-4 Phillies triumph.

	R	H	E	WP: Carlton; LP: Quisenberry
Kansas City	4	11	0	SV: Reed
Phillies	6	8	1	HR: None
				Att: 65,775

Game 3 – October 17

Three times Kansas City scored a single run and each time the Phillies came back with a single run in their next at-bat. The Royals delighted their home crowd by winning, 4-3, in 10 innings when Willie Aikens singled with the bases loaded against Tug McGraw.

	R	H	E	WP: Quisenberry; LP: McGraw
Phillies	3	14	0	HR: Schmidt, Brett, Otis
Kansas City	4	11	0	Att: 42,380

Game 4 – October 18

Once again, the Phillies fell behind, but this time they didn't come back. Willie Aikens homered in each of the first two innings to set the pace for a 5-3 KC win. But something happened in the fourth inning that set the tone for the rest of the series. Reliever Dickie Noles brushed back George Brett with the count 0 and 2. Brett would only get three singles and Aikens one hit in the remaining two games.

	R	H	E	WP: Leonard; LP: Christenson
Phillies	3	10	1	SV: Quisenberry
Kansas City	5	10	2	HR: Aikens (2)
				Att: 42,363

Game 5 – October 19

Trailing 3-2 going into the top of the ninth, the "Comeback Kids" did it again. Mike Schmidt singled off George Brett's glove and scored the tying run on a double by pinch-hitter Del Unser. Two outs later, Manny Trillo singled on a two-strike count to drive in Unser with the lead run. The Royals loaded the bases in the ninth but Tug McGraw struck out Jose Cardenal to end the game. Three Phillies wins, three KC strikeouts to end each win.

	R	H	E	WP: McGraw; LP: Quisenberry
Phillies	4	7	0	HR: Schmidt, Otis
Kansas City	3	12	2	Att: 42,369

Game 6 – October 21

Over 65,000 jammed Veterans Stadium looking for a Phillies win and their first World Championship. This time, the script didn't call for a comeback win. The Phillies grabbed a four-run lead before the Royals chased Steve Carlton with an eighth-inning run. Three more outs were all the Phillies and Tug McGraw needed. After Amos Otis struck out, a walk and two singles loaded the bases. Frank White lofted a foul pop in front of the Phillies dugout. Bob Boone and Pete Rose converged. The ball bounced off Boone's glove but the ever-alert Rose was there to make the catch. At 11:29 p.m. Veterans Stadium erupted when McGraw struck out Willie Wilson to win the World Series.

	R	H	E	WP: Carlton; LP: Gale
Kansas City	1	7	2	SV: McGraw
Phillies	4	9	0	HR: None
				Att: 65,838



POSTSEASON HISTORY

1981 NATIONAL LEAGUE DIVISION SERIES

PHILLIES VS. MONTREAL EXPOS (Expos win series, 3 games to 2)

Game 1 – October 7

Steve Rogers gave up 10 hits but the Expos ace held off Steve Carlton and the Phillies, 3-1, at Montreal. Catcher Keith Moreland led the Phils with three hits.

	R	H	E	WP: Rogers; LP: Carlton
Phillies	1	10	0	SV: Reardon
Montreal	3	8	1	HR: Moreland Att: 34,327

Game 2 – October 8

Chris Speier's run-scoring single in the second inning and Gary Carter's two-run homer in the third gave the Expos a second straight win by the same score. Speier recorded the game-winning RBI in both games.

	R	H	E	WP: Gullickson; LP: Ruthven
Phillies	1	6	2	SV: Reardon
Montreal	3	7	0	HR: Carter Att: 45,896

Game 3 – October 9

The series shifted to the Vet and the Phillies used 13 hits (11 singles) and four Montreal errors to stay alive, 6-2. Gary Matthews was 3-for-4 for the Phils with a pair of runs scored. Mike Schmidt and Keith Moreland drove in two runs each. Larry Christenson allowed one run on four hits in six innings for the victory.

	R	H	E	WP: Christenson; LP: Burris
Montreal	2	8	4	HR: None
Phillies	6	13	0	Att: 36,835

Game 4 – October 10

George Vukovich hit a game-winning, pinch-hit homer in the 10th to even the series, 2-2. It was Vukovich's third pinch hit of the series and gave the Phillies a 6-5 win after losing leads of 4-0 and 5-4. Tug McGraw pitched three scoreless innings of relief for the win.

	R	H	E	WP: McGraw; LP: Reardon
Montreal	5	10	1	HR: Schmidt, Matthews,
Phillies	6	9	0	G. Vukovich, Carter Att: 38,818

Game 5 – October 11

Steve Rogers was the entire story as Montreal advanced to the NLCS. He held the Phillies scoreless on six hits and drove in the first two runs with a bases-loaded single in the fifth off Steve Carlton as the Expos prevailed, 3-0.

	R	H	E	WP: Rogers; LP: Carlton
Montreal	3	8	1	HR: None
Phillies	0	6	0	Att: 47,384

1983 NATIONAL LEAGUE CHAMPIONSHIP SERIES

PHILLIES VS. LOS ANGELES DODGERS (Phillies win series, 3 games to 1)

Game 1 – October 4

Mike Schmidt homered as the third batter of the game to provide the 16th run of the season against LA pitching. Steve Carlton (7.2 IP) and Al Holland (1.1 IP) combined to blank the Dodgers on seven singles, 1-0, in LA.

	R	H	E	WP: Carlton; LP: Reuss
Phillies	1	5	1	SV: Holland
Los Angeles	0	7	0	HR: Schmidt Att: 49,963

Game 2 – October 5

Gary Matthews' second-inning solo homer was just the Phillies' 17th run off LA all season. It was the Phillies' lone run as the Dodgers evened the series, 4-1. The scene shifted to Veterans Stadium.

	R	H	E	WP: Valenzuela; LP: Denny
Phillies	1	7	2	SV: Niedenfuer
Los Angeles	4	6	1	HR: Matthews Att: 55,967

Game 3 – October 7

Gary Matthews and Charles Hudson were the stars of the show. Matthews had two singles, his second homer of the series, four RBI and a stolen base while Hudson pitched a four-hitter to give the Phillies a 7-2 win and 2-1 LCS lead.

	R	H	E	WP: Hudson; LP: Welch
Los Angeles	2	4	0	HR: Matthews, Marshall
Phillies	7	9	1	Att: 53,490

Game 4 – October 8

Sweet revenge. Riding homers from Gary Matthews and Sixto Lezcano, the Phillies headed to the World Series for the second time in four seasons. Matthews started the scoring with a three-run homer in the first inning of the 7-2 decision as Steve Carlton beat Jerry Reuss for the second time in four games. Phillies pitchers compiled a 1.03 ERA in the series, holding the Dodgers to a .209 average.

	R	H	E	WP: Carlton; LP: Reuss
Los Angeles	2	10	0	HR: Lezcano, Matthews, Baker
Phillies	7	13	1	Att: 64,494

POSTSEASON HISTORY

1983 WORLD SERIES PHILLIES VS. BALTIMORE ORIOLES (Orioles win series, 4 games to 1)

Game 1 – October 11

Playing in the rain, the Phillies edged the Orioles, 2-1, at Memorial Stadium, a game in which all the runs came on homers. Jim Dwyer put the Birds on top with a first-inning homer off John Denny. Joe Morgan tied it in the sixth and Garry Maddox delivered a game-winning shot in the eighth inning.

	R	H	E	WP:	LP:	SV:	HR:	Att:
Phillies	2	5	0	Denny	McGregor			
Baltimore	1	5	1	Morgan, Maddox, Dwyer				52,204

Game 2 – October 12

Rookies Charles Hudson and Mike Boddicker were the starting pitchers. The Phillies took a 1-0 lead in the fourth inning on Joe Lefebvre's sacrifice fly. Hudson retired 12 of the first 13 hitters but couldn't survive the fifth when the Orioles scored three times. Final: 4-1, with the Series heading north on I-95 to Veterans Stadium.

	R	H	E	WP:	LP:	SV:	HR:	Att:
Phillies	1	3	0	Boddicker	Hudson			
Baltimore	4	9	1	Lowenstein				52,132

Game 3 – October 14

Leadoff homers in the second (Gary Matthews) and third (Joe Morgan) innings staked Steve Carlton to a 2-0 lead. Baltimore cut the lead in half with a sixth-inning run and won the game with a pair in the seventh, the first coming on Benny Ayala's single and the second on an error by Ivan DeJesus.

	R	H	E	WP:	LP:	SV:	HR:	Att:
Baltimore	3	6	1	Palmer	Carlton	Martinez		
Phillies	2	8	2	Matthews, Morgan, Ford				65,792

Game 4 – October 15

Again, the Phillies took a lead, 3-2, after five innings. The Orioles tied a WS record with four consecutive pinch-hitters in a two-run sixth inning. Pinch-hitter John Shelby drove in the eventual game-winning run on a sacrifice fly. The Phillies scored a run in the ninth to pull within 5-4, but Joe Morgan lined out to second to end the game.

	R	H	E	WP:	LP:	SV:	HR:	Att:
Baltimore	5	10	1	Davis	Denny	Martinez		
Phillies	4	10	0	None				66,947

Game 5 – October 16

Scott McGregor's five-hit shutout brought Baltimore the World Championship. The Orioles had only five hits but three were home runs, two shots by Eddie Murray and one by Rick Dempsey.

	R	H	E	WP:	LP:	SV:	HR:	Att:
Baltimore	5	5	0	McGregor	Hudson		Murray (2), Dempsey	
Phillies	0	5	1					67,064

1993 NATIONAL LEAGUE CHAMPIONSHIP SERIES PHILLIES VS. ATLANTA BRAVES (Phillies win series, 4 games to 2)

Game 1 – October 6

Kim Batiste atoned for a ninth-inning error that helped the Braves tie the score by singling in John Kruk, who had doubled, with the winning run in the bottom of the 10th.

	R	H	E	WP:	LP:	SV:	HR:	Att:
Atlanta	3	9	0	Williams	McMichael			
Phillies	4	9	1	Incaviglia				62,412

Game 2 – October 7

Scoring six times in the top of the third inning, the Braves went on to thump the Phillies, 14-3. Atlanta hit four homers, two (Jeff Blauser and Damon Berryhill) coming in the big inning. Series moved to Atlanta tied at 1-1.

	R	H	E	WP:	LP:	SV:	HR:	Att:
Atlanta	14	16	0	Maddux	Greene		Hollins, Dykstra, McGriff,	
Phillies	3	7	2	Blauser, Pendleton, Berryhill				62,436

Game 3 – October 9

Trailing 1-0 after five innings, the Braves again used the big inning to take a 2-1 series lead. They scored five times in the sixth on four hits, an error and a walk and came back with four more in the seventh to win, 9-4.

	R	H	E	WP:	LP:	SV:	HR:	Att:
Phillies	4	10	1	Glavine	Mulholland		Kruk	
Atlanta	9	12	0					52,032

Game 4 – October 10

Danny Jackson and Mitch Williams combined to stop the Braves offense on three doubles and seven singles, a 2-1 Sunday night victory. Kevin Stocker and Jackson drove in the two Phillies runs in the fourth inning.

	R	H	E	WP:	LP:	SV:	HR:	Att:
Phillies	2	8	1	Jackson	Smoltz	Williams		
Atlanta	1	10	1	None				52,032

Game 5 – October 11

Lenny Dykstra's solo homer in the 10th inning gave the Phillies a 4-3 victory and a 3-2 playoff lead as the series shifted back to Veterans Stadium. Larry Andersen struck out two in the 10th for the save.

	R	H	E	WP:	LP:	SV:	HR:	Att:
Phillies	4	6	1	Williams	Wohlers	Andersen		
Atlanta	3	7	1	Daulton, Dykstra				52,032

Game 6 – October 13

Before 62,502 fans, the Phillies jumped on Greg Maddux for six runs in 5.2 innings, including a two-run homer by Dave Hollins. The climax came when Mitch Williams struck out pinch-hitter Bill Pecota in the top of the ninth inning, setting off a rousing celebration. The 6-3 victory sent the Phillies to their third World Series in 13 years.

	R	H	E	WP:	LP:	SV:	HR:	Att:
Atlanta	3	5	3	Greene	Maddux	Williams		
Phillies	6	7	1	Hollins, Blauser				62,502

POSTSEASON HISTORY

1993 WORLD SERIES PHILLIES VS. TORONTO BLUE JAYS (Blue Jays win series, 4 games to 2)

Game 1 – October 16

The SkyDome was packed for the first game, an 8-5 victory for the Blue Jays. Devon White and John Olerud homered and reliever Al Leiter picked up the win with 2.2 scoreless innings.

	R	H	E	WP: Leiter; LP: Schilling
Phillies	5	11	1	SV: Ward
Toronto	8	10	3	HR: White, Olerud Att: 52,011

Game 2 – October 17

Jim Eisenreich capped a five-run third inning with a three-run homer off Dave Stewart. Lenny Dykstra also homered and made two outstanding catches, crashing into the center-field wall in the third and fourth innings. The scene shifted to Veterans Stadium with the Series knotted at one-all.

	R	H	E	WP: Mulholland; LP: Stewart
Phillies	6	12	0	SV: Williams
Toronto	4	8	0	HR: Eisenreich, Dykstra, Carter Att: 52,062

Game 3 – October 19

Paul Molitor, the DH in Toronto, played first base against LHP Danny Jackson. The veteran led the offense with a single, triple, home run and three RBI as the Blue Jays coasted to a 10-3 victory.

	R	H	E	WP: Hentgen; LP: Jackson
Toronto	10	13	1	HR: Thompson, Molitor
Phillies	3	9	0	Att: 62,689

Game 4 – October 20

Lenny Dykstra turned in an incredible performance, with a double, two homers, four runs scored, four RBI, a stolen base and an assist, but the Blue Jays rallied from 6-3, 12-7 and 14-9 deficits to win, 15-14, with a six-run eighth inning. The game lasted 4:14, longest in WS history up to that point.

	R	H	E	WP: Castillo; LP: Williams
Toronto	15	18	0	SV: Ward
Phillies	14	14	1	HR: Dykstra (2), Daulton Att: 62,731

Game 5 – October 21

Facing elimination, Curt Schilling rose to the occasion with the Phillies' first WS shutout, 2-0. Following an 18-hit attack the previous game, Schilling held the Blue Jays to five singles.

	R	H	E	WP: Schilling; LP: Guzman
Toronto	0	5	1	HR: None
Phillies	2	5	1	Att: 62,706

Game 6 – October 23

Veteran outfielder Joe Carter hit one of the most dramatic home runs in baseball history, a three-run shot over the left field wall in the last of the ninth to lift the Blue Jays to an 8-6 win and their second consecutive World Championship. They were the first team since the 1977-78 Yankees to repeat. Lenny Dykstra finished with four home runs, tying him for second for the most homers in one Series.

	R	H	E	WP: Ward; LP: Williams
Phillies	6	7	0	HR: Dykstra, Molitor, Carter
Toronto	8	10	2	Att: 52,195

2007 NATIONAL LEAGUE DIVISION SERIES PHILLIES VS. COLORADO ROCKIES (Rockies win series, 3 games to 0)

Game 1 – October 3

In their first postseason appearance in 14 years, the Phillies fell to the Rockies, 4-2, in Game 1 of the NLDS. Trailing 3-0, the Phils drew to within one run when Aaron Rowand and Pat Burrell hit back-to-back homers in the fifth inning, a first in the club's playoff history. Colorado added an insurance run in the eighth on Matt Holliday's solo homer. Phils starter Cole Hamels retired the side in order in five of his six full innings, but took the loss in the first-ever playoff game at Citizens Bank Park.

	R	H	E	WP: Francis; LP: Hamels
Colorado	4	6	0	SV: Corpas
Phillies	2	4	0	HR: Rowand, Burrell, Holliday Att: 45,655

Game 2 – October 4

In front of what was the largest crowd in the history of Citizens Bank Park at the time, the Phillies dropped Game 2, 10-5. Colorado jumped out to a 2-0 lead in the first inning on back-to-back homers off Kyle Kendrick, the second-youngest Phillie to start a postseason game. Jimmy Rollins led off the bottom half of the first with a home run – another first in the team's playoff history – to cut the Rockies' lead in half and put the Phils ahead, 3-2, in the second with an RBI triple. The Rockies took the lead for good in the fourth on Kazuo Matsui's two-out grand slam off Kyle Lohse.

	R	H	E	WP: Fogg; LP: Kendrick
Colorado	10	12	1	SV: Corpas
Phillies	5	9	0	HR: Rollins, Howard, Tulowitzki, Holliday, Matsui Att: 45,991

Game 3 – October 6

Despite a strong start from veteran Jamie Moyer – 6.0 innings, one run – the Phillies were eliminated from the playoffs following a 2-1 loss to the Rockies. Trailing 1-0 in the seventh inning, Shane Victorino tied the game with a solo home run. Colorado responded in the eighth, though, with three straight two-out singles to take a 2-1 lead, sweeping the Phillies out of the postseason.

	R	H	E	WP: Fuentes; LP: Romero
Phillies	1	3	0	SV: Corpas
Colorado	2	9	0	HR: Victorino Att: 50,724

POSTSEASON HISTORY

2008 NATIONAL LEAGUE DIVISION SERIES PHILLIES VS. MILWAUKEE BREWERS (Phillies win series, 3 games to 1)

Game 1 – October 1

The Phillies earned their first postseason win in 15 years with a 3-1 victory over the Brewers at Citizens Bank Park. Cole Hamels pitched 8.0 shutout innings to get the win and opened the game retiring the first 14 batters he faced. The Phils scored three runs (all unearned) in the third inning, with the big blow coming on Chase Utley's two-run double.

	R	H	E	WP: Hamels; LP: Gallardo
Milwaukee	1	4	1	SV: Lidge
Phillies	3	4	1	HR: None Att: 45,929

Game 2 – October 2

For the second straight game, the Phillies did all their scoring in one inning. Brett Myers' nine-pitch walk and Shane Victorino's grand slam off Milwaukee starter CC Sabathia highlighted a five-run second inning that carried the Phils to a 5-2 win. Myers allowed two runs in 7.0 innings to earn the win in front of a sellout crowd at Citizens Bank Park.

	R	H	E	WP: Myers; LP: Sabathia
Milwaukee	2	3	0	SV: Lidge
Phillies	5	9	1	HR: Victorino Att: 46,208

Game 3 – October 4

The series shifted to Milwaukee's Miller Park for the Brewers' first home playoff game since 1982. The Phils could only manage one run as they left seven runners on base in the game, including six in scoring position, to fall to the Brewers, 4-1.

	R	H	E	WP: Bush; LP: Moyer
Phillies	1	9	0	SV: Torres
Milwaukee	4	11	0	HR: None Att: 43,992

Game 4 – October 5

Philadelphia punched its ticket to the National League Championship Series with a 6-2 win at Miller Park. Jimmy Rollins set the tone for the Phils with a leadoff home run off Jeff Suppan. Joe Blanton got the win, allowing just one run in his 6.0 innings pitched, while Pat Burrell provided plenty of offense, going 3-for-4 with a pair of HR and four RBI.

	R	H	E	WP: Blanton; LP: Suppan
Phillies	6	10	0	HR: Burrell (2), Rollins, Werth,
Milwaukee	2	8	0	Fielder Att: 43,934

2008 NATIONAL LEAGUE CHAMPIONSHIP SERIES PHILLIES VS. LOS ANGELES DODGERS (Phillies win series, 4 games to 1)

Game 1 – October 9

The Phillies came from behind to beat the Dodgers, 3-2, at Citizens Bank Park. Trailing 2-0 in the sixth inning, Shane Victorino reached base on Rafael Furcal's throwing error and scored on the next pitch as Chase Utley hit a two-run HR off Dodgers starter Derek Lowe. Pat Burrell's solo HR two batters later put the Phils ahead for good and earned Cole Hamels his second Game 1 win of the postseason.

	R	H	E	WP: Hamels; LP: Lowe
Los Angeles	2	7	1	SV: Lidge
Phillies	3	7	0	HR: Utley, Burrell Att: 45,839

Game 2 – October 10

Brett Myers won Game 2 for the Phillies with his arm and his bat. Myers, who went 5.0 innings on the mound, became the first pitcher in LCS history to record three hits in a game and the first since 1919 with three hits and three RBI in a postseason game. Brad Lidge struck out the side for his fourth save of the postseason, sending the Phils to Los Angeles with a 2-0 series lead.

	R	H	E	WP: Myers; LP: Billingsley
Los Angeles	5	8	1	SV: Lidge
Phillies	8	11	1	HR: Ramirez Att: 45,883

Game 3 – October 12

Los Angeles extended the series with a 7-2 win at Dodger Stadium. Phils starter Jamie Moyer struggled, allowing six runs in only 1.1 innings pitched. Tempers flared when Dodgers starter Hiroki Kuroda threw inside to Shane Victorino in the third inning, clearing both benches.

	R	H	E	WP: Kuroda; LP: Moyer
Phillies	2	7	0	HR: Furcal
Los Angeles	7	10	0	Att: 56,800

Game 4 – October 13

The Dodgers seemed poised to even the series at two games apiece until the Phillies made a stunning comeback to take Game 4. Trailing by two runs in the eighth inning, Shane Victorino hit a two-run home run off Cory Wade to tie the game at five and three batters later, pinch-hitter Matt Stairs hit a two-out, two-run home run deep into the right field seats to put the Phils ahead by the eventual final score, 7-5.

	R	H	E	WP: Madson; LP: Wade
Phillies	7	12	1	SV: Lidge
Los Angeles	5	11	0	HR: Victorino, Stairs, Blake Att: 56,800

Game 5 – October 15

The Phillies clinched their sixth National League pennant with a 5-1 win at Dodger Stadium. Just as he did in the series-clinching game against the Brewers, Jimmy Rollins hit a leadoff home run to put the Phils on the board first. Cole Hamels turned in another solid performance to earn the win and was named NLCS MVP for his efforts.

	R	H	E	WP: Hamels; LP: Billingsley
Phillies	5	8	0	HR: Rollins, Ramirez
Los Angeles	1	7	3	Att: 56,800

POSTSEASON HISTORY

2008 WORLD SERIES PHILLIES VS. TAMPA BAY RAYS (Phillies win series, 4 games to 1)

Game 1 – October 22

A two-run home run by Chase Utley in the first inning quieted the sellout crowd at Tampa Bay's Tropicana Field and helped the Phils to a 3-2 win in Game 1 of the Fall Classic. With the help of some great defense, Cole Hamels improved to 4-0 in four postseason starts, holding the Rays to two runs on five hits in 7.0 innings.

	R	H	E	WP:	Hamels; LP:	Kazmir
Phillies	3	8	1	SV:	Lidge	
Tampa Bay	2	5	1	HR:	Utley, Crawford	
				Att:	40,783	

Game 2 – October 23

Tampa Bay knotted the series at one game apiece with a 4-2 win. The Rays jumped out to a 3-0 lead after two innings thanks to a pair of RBI groundouts and an RBI single. Starter Brett Myers kept the Phils in the game for his 7.0 innings, but the Phillies struggled at the plate, going 1-for-15 with runners in scoring position and leaving 11 men on base.

	R	H	E	WP:	Shields; LP:	Myers
Phillies	2	9	2	HR:	Bruntlett	
Tampa Bay	4	7	1	Att:	40,843	

Game 3 – October 25

Fifteen years and a 91-minute rain delay later, the World Series returned to the City of Brotherly Love. As the second oldest pitcher to start a World Series game, Jamie Moyer rebounded from his first two subpar postseason starts, allowing three runs on five hits in 6.1 innings pitched. A walk-off infield single by Carlos Ruiz against a five-man Rays infield broke a 4-4 tie and gave the Phillies a 2-1 series lead.

	R	H	E	WP:	Romero; LP:	Howell
Tampa Bay	4	6	1	HR:	Ruiz, Utley, Howard	
Phillies	5	7	1	Att:	45,900	

Game 4 – October 26

The Phillies' offense exploded with 12 hits in a 10-2 win at Citizens Bank Park. Ryan Howard led the way with two home runs and five RBI and Phils starter Joe Blanton was impressive both on the mound and at the plate. He allowed two runs on four hits with seven strikeouts over 6.0 innings pitched and connected for his first career homer – a solo shot – in the fifth inning off Edwin Jackson.

	R	H	E	WP:	Blanton; LP:	Sonnastine
Tampa Bay	2	5	2	HR:	Howard (2), Blanton,	
Phillies	10	12	1	Werth, Crawford, Hinske		
				Att:	45,903	

Game 5 – October 27

Although it took two days to complete, it was worth the wait as the Phillies won their second world title in franchise history with a 4-3 win over the Rays. Trailing 2-0 after the first inning, the two coldest bats in Tampa Bay's lineup heated up and knotted the game, 2-2, after five and a half innings. At that point, heavy rains caused Commissioner Bud Selig to suspend the game – a first in World Series history – for 46 hours. When play resumed on Wednesday, October 29, an RBI single by Pedro Feliz in the seventh inning scored Eric Bruntlett from third base and ended a 28-year title drought for the Phillies and a 25-year drought for the city.

	R	H	E	WP:	Romero; LP:	Howell
Tampa Bay	3	10	0	SV:	Lidge	
Phillies	4	8	1	HR:	Baldelli	
				Att:	45,940	



POSTSEASON HISTORY

2009 NATIONAL LEAGUE DIVISION SERIES

PHILLIES VS. COLORADO ROCKIES
(Phillies win series, 3 games to 1)

Game 1 – October 7

In his first career postseason appearance, Cliff Lee pitched the Phillies to a 5-1 win over the Rockies at Citizens Bank Park. Lee, who threw the ninth complete game in Phillies postseason history, held Colorado scoreless through his first 8.0 innings pitched and scattered six hits on the day while striking out five. Also making his first postseason appearance was left fielder Raúl Ibañez, who finished with two hits and two runs batted in.

	R	H	E	WP:	LP:
Colorado	1	6	1	Lee; Jimenez	None
Phillies	5	12	0	Att: 46,452	

Game 2 – October 8

Colorado evened up the series with a 5-4 win over Cole Hamels and the Phillies in front of a sellout crowd at Citizens Bank Park. Trailing, 4-0, after five innings, the Phillies beat back, scoring three runs in the sixth inning and one more in the eighth to make it a one-run game. Philadelphia had a pair of baserunners on in the ninth inning but could not get the tying run in off Rockies closer Huston Street.

	R	H	E	WP:	LP:
Colorado	5	9	1	Cook; Hamels	Street
Phillies	4	11	0	Werth; Torrealba	Att: 46,528

Game 3 – October 11

Due to snow and record-low temperatures in the Denver area, Game 3, originally scheduled for October 10, was postponed to the following day. Despite a first-pitch temperature of 35 degrees at Coors Field, the Phillies beat the cold and the Rockies, 6-5. The Phils overcame a 3-1 deficit after three innings, broke a 4-4 tie in the sixth inning and a 5-5 tie in the ninth on a Ryan Howard sacrifice fly to take a 2-1 series lead.

	R	H	E	WP:	LP:
Phillies	6	8	0	Durbin; Street	Uley; Gonzalez
Colorado	5	10	0	Att: 50,109	

Game 4 – October 12

The Phillies closed out the NLDS in dramatic, come-from-behind fashion with a 5-4 win at Coors Field. In the top of the ninth inning, Colorado held a two-run lead and was one out away from forcing a decisive Game 5 before a two-run double by Ryan Howard off Huston Street knotted the game, 4-4. Jayson Werth followed with a single to drive in Howard with the go-ahead run. Scott Eyre and Brad Lidge came on in the bottom of the inning to close out the game and send the Phils to the NLCS for the second straight year.

	R	H	E	WP:	LP:
Phillies	5	9	2	Madson; Street	Lidge
Colorado	4	9	0	Victorino, Werth	Att: 49,940

2009 NATIONAL LEAGUE CHAMPIONSHIP SERIES

PHILLIES VS. LOS ANGELES DODGERS
(Phillies win series, 4 games to 1)

Game 1 – October 15

The Phillies opened the NLCS with an 8-6 win at Dodger Stadium. Philadelphia erased the Dodgers' early 1-0 lead with a five-run fifth inning, highlighted by Carlos Ruiz's three-run homer off LA starter Clayton Kershaw. Raúl Ibañez added a three-run homer of his own in the eighth inning and Brad Lidge came on in the ninth to nail down the save.

	R	H	E	WP:	LP:
Phillies	8	8	1	Hamels; Kershaw	Lidge
Los Angeles	6	14	0	Ruiz, Ibañez; Loney, Ramirez	Att: 56,000

Game 2 – October 16

In his first postseason appearance with the Phillies, Pedro Martinez allowed only two hits over his 7.0 scoreless innings pitched, but Los Angeles tied up the series with a 2-1 win. Ryan Howard's fourth-inning solo home run off Dodgers starter Vicente Padilla gave the Phils a 1-0 lead. In the eighth inning, a Chase Utley throwing error on a double play attempt allowed the tying run to score, and Andre Ethier's bases-loaded walk off J.A. Happ drove in the eventual game-winning run.

	R	H	E	WP:	LP:
Phillies	1	4	1	Kuo; Park; Broxton	Howard
Los Angeles	2	5	0	Att: 56,000	

Game 3 – October 18

In what was the largest margin of victory in the club's postseason history, the Phillies blanked the Dodgers, 11-0, at Citizens Bank Park. Cliff Lee turned in another gem, scattering three hits and striking out 10 over 8.0 innings. The Phillies exploded early for six runs on six hits, chasing Dodgers starter Hiroki Kuroda in the second inning. Ryan Howard and Shane Victorino led the way offensively, driving in three runs apiece.

	R	H	E	WP:	LP:
Los Angeles	0	3	0	Lee; Kuroda	Werth, Victorino
Phillies	11	11	0	Att: 45,721	

Game 4 – October 19

Jimmy Rollins' clutch hit gave the Phillies a dramatic 5-4 win in Game 4. Trailing 4-3 in the bottom of the ninth inning, Rollins laced a two-out double off Dodgers closer Jonathan Broxton to the right-center field gap, scoring pinch-runner Eric Bruntlett from second base and Carlos Ruiz from first. It marked the fourth walk-off win in Phillies postseason history.

	R	H	E	WP:	LP:
Los Angeles	4	8	0	Lidge; Broxton	Howard; Kemp
Phillies	5	5	1	Att: 46,157	

Game 5 – October 21

Philadelphia wrapped up its seventh National League pennant and second in as many years with a 10-4 win over the Dodgers at Citizens Bank Park. A three-run home run in the first inning by Jayson Werth, his first of two in the game, set the tone for the Phillies offense. Ryan Howard, who finished the series batting .333 with two homers and eight runs batted in, was named NLCS MVP.

	R	H	E	WP:	LP:
Los Angeles	4	8	0	Durbin; Padilla	Werth (2), Feliz, Victorino;
Phillies	10	8	0	Ethier, Loney, Hudson	Att: 46,214

POSTSEASON HISTORY

2009 WORLD SERIES PHILLIES VS. NEW YORK YANKEES (Yankees win series, 4 games to 2)

Game 1 – October 28

Chase Utley and Cliff Lee led the Phillies to a 6-1 win in the first-ever World Series game at new Yankee Stadium. Utley gave the Phils the early advantage with a pair of solo home runs off Yankees starter CC Sabathia, one in the third and the other in the sixth inning. Lee tied the Phillies postseason record with 10 strikeouts and threw his second complete game of the 2009 playoffs. New York managed to score an unearned run in the ninth inning off Lee, who allowed only eight base runners on the night, including five through his first 8.0 innings.

	R	H	E	WP: Lee; LP: Sabathia
Phillies	6	9	1	HR: Utley (2)
New York	1	6	0	Att: 50,207

Game 2 – October 29

The Series headed south to Philadelphia tied at 1-1 after the Yankees' 3-1 win in Game 2. Phillies starter Pedro Martinez (6.0 IP, 3 R) turned in a solid performance but he was bested by A.J. Burnett (7.0 IP, 1 R). Matt Stairs' RBI single in the second inning gave the Phils a 1-0 lead, but solo homers by Mark Teixeira and Hideki Matsui put New York ahead for good. Mariano Rivera came on in the eighth to earn a two-inning save for the Yankees.

	R	H	E	WP: Burnett; LP: Martinez
Phillies	1	6	0	SV: Rivera
New York	3	8	0	HR: Teixeira, Matsui Att: 50,181

Game 3 – October 31

After waiting out an 80-minute rain delay prior to Game 3, the Yankees took a 2-games-to-1 advantage in the Series with an 8-5 win at Citizens Bank Park. The Phillies jumped out to an early 3-0 lead off New York starter Andy Pettitte but could not hold on. One inning after Alex Rodriguez's two-run homer off Cole Hamels got the Yankees on the board, New York scored three more runs off Hamels in the fifth inning to take the lead and the game.

	R	H	E	WP: Pettitte; LP: Hamels
New York	8	8	1	HR: Werth (2), Ruiz; Rodriguez,
Phillies	5	6	0	Swisher, Matsui Att: 46,061

Game 4 – November 1

In a game that was back and forth early, the Yankees used a late charge to beat the Phillies, 7-4, at Citizens Bank Park. Pedro Feliz's two-out solo home run off Joba Chamberlain in the bottom of the eighth inning tied the game at four, but New York put together a two-out, three-run rally off Brad Lidge in the top of the ninth to stun the Phillies and take a 3-1 series lead.

	R	H	E	WP: Chamberlain; LP: Lidge
New York	7	9	1	SV: Rivera
Phillies	4	8	1	HR: Utley, Feliz Att: 45,903

Game 5 – November 2

With their backs against the wall, the Phillies turned to Cliff Lee, who delivered an 8-6 win over the Yankees at Citizens Bank Park. Philadelphia jumped out to a 3-1 lead thanks to a three-run homer by Chase Utley off A.J. Burnett in the first inning. Utley hit his second homer of the game – his record-tying fifth in the World Series – in the seventh inning off Phil Coke for his second multi-homer game of the series. Ryan Madson came on in the ninth for the save as the Phils staved off elimination and headed back up to New York for Game 6.

	R	H	E	WP: Lee; LP: Burnett
New York	6	10	0	SV: Madson
Phillies	8	9	0	HR: Utley (2), Ibañez Att: 46,178

Game 6 – November 4

The Phillies could not contain Hideki Matsui and the Yankees as New York took the Series with a 7-3 win at Yankee Stadium. Matsui finished the game with three hits and a record-tying six runs batted in en route to being named World Series MVP. Pedro Martinez took the loss for the Phillies, who could only manage three runs on four hits off winning pitcher Andy Pettitte.

	R	H	E	WP: Pettitte; LP: Martinez
Phillies	3	6	0	HR: Howard; Matsui
New York	7	8	0	Att: 50,315



POSTSEASON HISTORY

2010 NATIONAL LEAGUE DIVISION SERIES PHILLIES VS. CINCINNATI REDS (Phillies win series, 3 games to 0)

Game 1 – October 6

In his postseason debut, Roy Halladay became the second pitcher in MLB history to throw a no-hitter in the playoffs in a 4-0 win over Cincinnati. Halladay narrowly missed throwing his second perfect game of the calendar year as he walked one batter, Jay Bruce, in the fifth inning. After taking a 1-0 lead in the first inning, the Phillies extended their lead in the second on an RBI single by Halladay and a two-run base hit by Shane Victorino. The win was the Phillies' seventh consecutive victory in Game 1 of a postseason series, tying the National League record.

	R	H	E	WP:	LP:	HR:	Att:
Cincinnati	0	0	1	Halladay	Volquez	None	
Phillies	4	5	0				46,411

Game 2 – October 8

Philadelphia took a 2-0 series lead in a wild, 7-4 victory at Citizens Bank Park. The series appeared to be heading to Cincinnati tied at one game apiece when the Reds took a 4-0 lead into the bottom of the fifth inning. The Phillies offense, however, responded and cut Cincinnati's lead to one (4-3) after six. In the seventh, Philadelphia plated three unearned runs to take the lead and the game. Reds outfielder Jay Bruce lost a fly ball hit by Jimmy Rollins in the lights with runners on first and second which allowed both runners to score. Five of the seven runs scored by the Phils were unearned and both teams combined to commit six errors in the game, which set a League Division Series single-game record.

	R	H	E	WP:	LP:	SV:	HR:	Att:
Cincinnati	4	6	4	Contreras	Chapman	Lidge		
Phillies	7	8	2				Phillips, Bruce	46,511

Game 3 – October 10

Cole Hamels threw a five-hit shutout to beat the Reds, 2-0, at Great American Ball Park and give the Phillies their first-ever postseason series sweep. The Phils took a 1-0 lead in the first inning when they capitalized on a throwing error by Reds shortstop Orlando Cabrera. Chase Utley belted the club's first home run of the postseason off Cincinnati starter Johnny Cueto in the fifth to put the Phils ahead, 2-0. Hamels, who struck out nine, became the third pitcher in team history to throw a postseason shutout.

	R	H	E	WP:	LP:	SV:	HR:	Att:
Phillies	2	8	1	Hamels	Cueto	Utley		
Cincinnati	0	5	2					44,599

2010 NATIONAL LEAGUE CHAMPIONSHIP SERIES PHILLIES VS. SAN FRANCISCO GIANTS (Giants win series, 4 games to 2)

Game 1 – October 16

The highly anticipated clash between former Cy Young Award winners Roy Halladay and Tim Lincecum went to the Giants as they took Game 1 at Citizens Bank Park, 4-3. The Phillies managed three runs on six hits off Lincecum but were shut down by the back of San Francisco's bullpen.

	R	H	E	WP:	LP:	SV:	HR:	Att:
San Francisco	4	9	0	Lincecum	Halladay	Wilson		
Phillies	3	7	0				Ruiz, Werth; Ross (2)	45,929

Game 2 – October 17

Philadelphia knotted the series at a game apiece with a 6-1 victory behind Roy Oswalt, who allowed only one run on three hits and struck out nine in 8.0 innings. The Phillies blew the game open with a four-run seventh, highlighted by a bases-clearing double by Jimmy Rollins.

	R	H	E	WP:	LP:	SV:	HR:	Att:
San Francisco	1	4	1	Oswalt	Sanchez		Ross	
Phillies	6	8	0					46,099

Game 3 – October 19

Cole Hamels pitched well but the Phillies' bats went quiet in a 3-0 loss at AT&T Park. Giants starter Matt Cain allowed only two hits over 7.0 innings en route to the victory.

	R	H	E	WP:	LP:	SV:	HR:	Att:
Phillies	0	3	1	Cain	Hamels	Wilson		
San Francisco	3	4	0					45,721

Game 4 – October 20

San Francisco walked off with a 6-5 win to take a 3-1 series lead. The Phils took a 4-3 lead into the bottom of the sixth inning, but the Giants scored two runs off the bullpen to grab a 5-4 advantage. Back-to-back doubles by Ryan Howard and Jayson Werth in the eighth tied the game, but the Giants rallied off Roy Oswalt, who entered in relief in the ninth, and won on pinch-hitter Juan Uribe's sacrifice fly.

	R	H	E	WP:	LP:	SV:	HR:	Att:
Phillies	5	9	1	Wilson	Oswalt			
San Francisco	6	11	0					43,515

Game 5 – October 21

Facing elimination, the Phillies extended the series behind a gutsy performance by Roy Halladay, who pitched with an injured groin in the 4-2 win. Jayson Werth's solo homer in the ninth inning gave closer Brad Lidge some insurance.

	R	H	E	WP:	LP:	SV:	HR:	Att:
Phillies	4	6	1	Halladay	Lincecum	Lidge		
San Francisco	2	7	2				Werth;	43,713

Game 6 – October 23

The Phillies' postseason run came to an end in a 3-2 loss. With momentum and a sold-out crowd on their side, Philadelphia jumped out to a 2-0 lead in the first inning. However, the Giants tied it up in the top of the third and then used seven scoreless innings by their bullpen to stymie the Phils, who left 11 men on base and finished 2-for-11 with runners in scoring position. San Francisco took a 3-2 lead in the eighth on a solo homer by Juan Uribe off Ryan Madson and Giants closer Brian Wilson recorded the final five outs to end the Phils' chances for a third consecutive NL pennant.

	R	H	E	WP:	LP:	SV:	HR:	Att:
San Francisco	3	13	0	Lopez	Madson	Wilson		
Phillies	2	8	1				Uribe;	46,214

POSTSEASON HISTORY

2011 NATIONAL LEAGUE DIVISION SERIES PHILLIES VS. ST. LOUIS CARDINALS (Cardinals win series, 3 games to 2)

Game 1 – October 1

The Phillies took the series lead with an 11-6 win at Citizens Bank Park. Cardinals starter Kyle Lohse kept the Phils' bats in check until they exploded for a five-run sixth inning, highlighted by Ryan Howard's go-ahead three-run homer. After allowing three runs in the first inning, Phils starter Roy Halladay sat down the final 21 batters faced to earn the win.

	R	H	E	WP: Halladay; LP: Lohse
St. Louis	6	7	1	HR: Howard, Ibañez; Berkman
Phillies	11	14	0	Att: 46,480

Game 2 – October 2

Philadelphia held a 4-0 lead after two innings against Cardinals starter Chris Carpenter who pitched on three days' rest for the first time in his career. Despite a nine-strikeout performance, Cliff Lee could not silence St. Louis' bats as they rallied for a 5-4 victory that evened the series at one game apiece.

	R	H	E	WP: Dotel; LP: Lee; SV: Motte
St. Louis	5	13	0	HR: None
Phillies	4	6	0	Att: 46,575

Game 3 – October 4

A 3-2 win at Busch Stadium gave the Phillies a 2-1 series lead. Pinch-hitter Ben Francisco's three-run home run off Jaime Garcia in the seventh were all the runs Philadelphia needed. Cole Hamels started for the Phils and threw 6.0 scoreless innings. Ryan Madson recorded a five-out save when he worked out of a bases-loaded jam in the eighth and pitched out of trouble in the ninth.

	R	H	E	WP: Hamels; LP: Garcia
Phillies	3	7	0	SV: Madson
St. Louis	2	12	0	HR: Francisco Att: 46,914

Game 4 – October 5

St. Louis avoided elimination with a 5-3 victory. The Phillies' first three batters of the game reached base which produced two runs, but the offense went cold from then on as Cardinals starter Edwin Jackson and the St. Louis bullpen kept the Phils at bay and sent the series back to Philadelphia for a decisive Game 5.

	R	H	E	WP: Jackson; LP: Oswalt
Phillies	3	7	1	SV: Motte
St. Louis	5	6	0	HR: Freese Att: 47,071

Game 5 – October 7

The Phillies came up short in a pitchers' duel between staff aces and former teammates Halladay and Carpenter in the series-deciding game. Back-to-back extra-base hits from the Cardinals' first two hitters of the night produced the game's only run. Carpenter, who did not allow a Phillies base runner past first base after the fourth inning, threw a three-hit shutout and denied the Phils a fourth straight trip to the National League Championship Series.

	R	H	E	WP: Carpenter; LP: Halladay
St. Louis	1	6	1	HR: None
Phillies	0	3	2	Att: 46,530



PHILLIES ALL-TIME POSTSEASON LEADERS

BATTING

Games

T1.	Ryan Howard	46
T1.	Jimmy Rollins	46
T1.	Carlos Ruiz	46
T1.	Chase Utley	46
T1.	Shane Victorino	46

At-Bats

1.	Jimmy Rollins	188
2.	Shane Victorino	175
3.	Ryan Howard	170
4.	Chase Utley	164
5.	Carlos Ruiz	142

Runs

1.	Chase Utley	38
T2.	Jimmy Rollins	27
T2.	Jayson Werth	27
4.	Shane Victorino	25
5.	Ryan Howard	22

Hits

T1.	Jimmy Rollins	47
T1.	Shane Victorino	47
3.	Ryan Howard	44
4.	Chase Utley	43
5.	Jayson Werth	37

Doubles

1.	Ryan Howard	13
2.	Jimmy Rollins	12
T3.	Mike Schmidt	9
T3.	Shane Victorino	9
T5.	Raúl Ibañez	8
T5.	Garry Maddox	8
T5.	Carlos Ruiz	8
T5.	Jayson Werth	8

Triples

1.	Mariano Duncan	3
T2.	Shane Victorino	2
T2.	Jayson Werth	2
T4.	16 players	1

Home Runs

1.	Jayson Werth	11
2.	Chase Utley	10
3.	Ryan Howard	8
T4.	Lenny Dykstra	6
T4.	Shane Victorino	6

Extra-Base Hits

1.	Ryan Howard	22
2.	Jayson Werth	21
3.	Chase Utley	18
4.	Shane Victorino	17
5.	Jimmy Rollins	16

Total Bases

1.	Ryan Howard	83
T2.	Chase Utley	82
T2.	Jayson Werth	82
4.	Shane Victorino	78
5.	Jimmy Rollins	70

RBI

1.	Ryan Howard	33
2.	Shane Victorino	30
3.	Chase Utley	25
4.	Jayson Werth	23
5.	Raúl Ibañez	17

Walks

1.	Chase Utley	34
2.	Ryan Howard	26
T3.	Carlos Ruiz	24
T3.	Jayson Werth	24
5.	Jimmy Rollins	16

Stolen Bases

1.	Jimmy Rollins	11
2.	Chase Utley	10
3.	Shane Victorino	8
4.	Jayson Werth	5
T5.	Larry Bowa	4
T5.	Lenny Dykstra	4

Average (min. 75 PA)

1.	Pete Rose	.326
2.	Bob Boone	.279
3.	Garry Maddox	.271
T4.	Greg Luzinski	.269
T4.	Shane Victorino	.269

PITCHING

Games

1.	Ryan Madson	33
2.	Brad Lidge	22
3.	Ron Reed	21
4.	Tug McGraw	18
5.	Chad Durbin	15

Games Started

T1.	Steve Carlton	13
T1.	Cole Hamels	13
T3.	Joe Blanton	6
T3.	Cliff Lee	6
T5.	Larry Christenson	5
T5.	Roy Halladay	5

Complete Games

T1.	Grover Alexander	2
T1.	Cliff Lee	2
T3.	Steve Carlton	1
T3.	George Chalmers	1
T3.	Roy Halladay	1
T3.	Cole Hamels	1
T3.	Charles Hudson	1
T3.	Erskine Mayer	1
T3.	Robin Roberts	1
T3.	Curt Schilling	1

Shutouts

T1.	Roy Halladay	1
T1.	Cole Hamels	1
T1.	Curt Schilling	1

Wins

1.	Cole Hamels	7
2.	Steve Carlton	6
3.	Cliff Lee	4
4.	Roy Halladay	3
T5.	Seven players	2

Losses

1.	Steve Carlton	5
2.	Cole Hamels	4
3.	Tug McGraw	3
T4.	11 players	2

Saves

1.	Brad Lidge	12
2.	Tug McGraw	5
3.	Mitch Williams	3
T4.	Al Holland	2
T4.	Ryan Madson	2

Innings Pitched

1.	Steve Carlton	89.1
2.	Cole Hamels	81.2
3.	Cliff Lee	46.1
4.	Joe Blanton	38.1
5.	Roy Halladay	38.0

Hits

1.	Steve Carlton	86
2.	Cole Hamels	65
3.	Cliff Lee	39
4.	Joe Blanton	36
T5.	Ryan Madson	33
T5.	Ron Reed	33

Runs

1.	Steve Carlton	36
2.	Cole Hamels	29
3.	Joe Blanton	19
4.	Larry Christenson	18
5.	Tommy Greene	17

Earned Runs

1.	Steve Carlton	33
2.	Cole Hamels	28
3.	Joe Blanton	18
T4.	Larry Christenson	17
T4.	Tommy Greene	17

Walks

1.	Steve Carlton	48
2.	Cole Hamels	21
3.	Tug McGraw	20
4.	Brett Myers	12
T5.	Joe Blanton	11
T5.	Tommy Greene	11
T5.	Ron Reed	11

Strikeouts

1.	Cole Hamels	77
2.	Steve Carlton	76
3.	Ryan Madson	43
4.	Cliff Lee	42
5.	Roy Halladay	35

ERA (min. 40.0 IP)

1.	Cliff Lee	2.33
2.	Cole Hamels	3.09
3.	Steve Carlton	3.32

DRAFT SELECTIONS

JUNE AMATEUR DRAFT FIRST-ROUND SELECTIONS (REGULAR PHASE)

Year	Player	Year	Player	Year	Player
1965	Mike Adamson, rhp (18th)	1986	Brad Brink, rhp (7th)	2005	Didn't have one – Mike Costanzo, 3b (2nd round)
1966	Mike Biko, rhp (9th)	1987	Didn't have one – Matt Rambo, lhp (2nd round)	2006	Kyle Drabek, rhp (18th)
1967	Phil Meyer, lhp (14th)	1988	Pat Combs, lhp (11th)	2007	Joe Savery, lhp (19th)
1968	Greg Luzinski, 1b (11th)	1989	Jeff Jackson, of (4th)	2008	Anthony Hewitt, ss (24th)
1969	Mike Anderson, of (6th)	1990	Mike Lieberthal, c (3rd)	2009	Didn't have one – Kelly Dugan, cf (2nd round)
1970	Mike Martin, lhp (5th)	1991	Tyler Green, rhp (10th)	2010	Jesse Biddle, lhp (19th)
1971	Roy Thomas, rhp (6th)	1992	Chad McConnell, of (13th)	2011	Didn't have one – Larry Greene, of (1st round supplemental)
1972	Larry Christenson, rhp (3rd)	1993	Wayne Gomes, rhp (4th)	2012	Didn't have one – Shane Watson, rhp (1st round supplemental)
1973	John Stearns, c (2nd)	1994	Carlton Loewer, rhp (23rd)	2013	J.P. Crawford, ss (16th)
1974	Lonnie Smith, of (3rd)	1995	Reggie Taylor, of (14th)	2014	Aaron Nola, rhp (7th)
1975	Sam Welborn, rhp (12th)	1996	Adam Eaton, rhp (11th)	2015	Cornelius Randolph, ss (10th)
1976	Jeff Kraus, ss (17th)	1997	J.D. Drew, of (2nd)	2016	Mickey Moniak, of (1st)
1977	Scott Munninghoff, rhp (22nd)	1998	Pat Burrell, 3b (1st)	2017	Adam Haseley, of (8th)
1978	Rip Rollins, rhp (23rd)	1999	Brett Myers, rhp (12th)	2018	Alec Bohm, 3b (3rd)
1979	Didn't have one – Kyle Money, rhp (2nd round)	2000	Chase Utley, 2b (15th)	2019	Bryson Stott, ss (14th)
1980	Lebo Powell, c (13th)	2001	Gavin Floyd, rhp (4th)	2020	Mick Abel, rhp (15th)
1981	Johnny Abrego, rhp (20th)	2002	Cole Hamels, lhp (17th)		
1982	John Russell, c (13th)	2003	Didn't have one – Tim Moss, 2b (3rd round)		
1983	Ricky Jordan, 1b (22nd)	2004	Greg Golson, of (21st)		
1984	Peter Smith, rhp (21st)				
1985	Trey McCall, c (16th)				

JANUARY AMATEUR DRAFT FIRST-ROUND SELECTIONS (REGULAR PHASE)

Year	Player	Year	Player	Year	Player
1966	John Vukovich, inf	1973	Alan Bannister, ss	1980	Tony Ghelfi, rhp
1967	Mike Coble, rhp	1974	Morris Cooper, rhp	1981	Eric Schmidt, rhp
1968	Steve Cates, lhp	1975	Richard Nesloney, rhp	1982	Jim King, ss
1969	Terry Enyart, lhp	1976	Jack Lazorko, rhp	1983	Danny Sheeley, rhp
1970	Russell Klogas, of	1977	Michael Childs, c	1984	Jeff Mays, rhp
1971	No selection	1978	Don Woodward, rhp	1985	Scott Steen, 3b/of
1972	Ricky Knepper, 3b	1979	Dean Baugh, inf/of	1986	Jesse Ellison, rhp

RULE 5 DRAFT SELECTIONS (SINCE 1989)

Year	Player	Year	Player
1989	Dave Hollins, 3b (Padres)	2007	Travis Blackley, lhp (Giants)
1990	N/A		Lincoln Holdzkom, rhp (Red Sox)
1991	Todd Pratt, c (Orioles)	2008	Bobby Mosebach, rhp (Angels)
1992	Graeme Lloyd, rhp (Blue Jays)	2009	David Herndon, rhp (Angels)
1993	N/A	2010	Michael Martinez, inf (Nationals)
1994	Craig Worthington, 3b (Blue Jays)	2011	N/A
1995	Billy Wallace, rhp (Expos)	2012	Ender Inciarte, of (Diamondbacks)
1996	Edgar Ramos, rhp (Indians)	2013	Kevin Munson, rhp (Diamondbacks)
1997	Hector Mercado, lhp (Marlins)	2014	Odúbel Herrera, of (Rangers)
1998	David Miller, of (Indians)		Andy Oliver, lhp (Pirates)
1999	N/A	2015	Tyler Goeddel, of (Rays)
2000	N/A		Daniel Stumpf, lhp (Royals)
2001	N/A	2016	N/A
2002	N/A	2017	Nick Burdi, rhp (Twins)
2003	N/A	2018	Drew Jackson, inf (Dodgers)
2004	Shane Victorino, of (Dodgers)	2019	Vimael Machin, inf (Cubs)
2005	N/A	2020	Kyle Holder, ss (Yankees)
2006	Adam Donachie, c (Royals)		
	Jim Ed Warden, rhp (Indians)		
	Ryan Budde, c (Angels)		

ATTENDANCE RECORDS

CITIZENS BANK PARK

	Attendance	Date
Largest	45,989	7/21/12 vs SF
Single Game – Night	45,894	8/17/11 vs ARI
– Day	45,989	7/21/12 vs SF
Doubleheaders – Day	38,056	4/9/06 vs LAD
– Twi-Nighter	43,449	6/4/05 vs ARI
Home Openers – Day	45,574	4/9/12 vs MIA
– Night	44,532	4/5/09 vs ATL
Memorial Day	45,186	5/25/09 vs FLA
Independence Day	45,141	7/4/09 vs NYM
Labor Day	45,518	9/6/10 vs FLA (gm 1)
Monday	45,841	5/23/11 vs CIN
Tuesday	45,770	8/23/11 vs NYM
Wednesday	45,894	8/17/11 vs ARI
Thursday	45,810	6/30/11 vs BOS
Friday	45,762	8/12/11 vs WSH
Saturday	45,989	7/21/12 vs SF
Sunday	45,863	6/26/11 vs OAK
Businessperson's Special	45,810	6/30/11 vs BOS
Day of Game Walk-up – Night	11,304	5/15/07 vs MIL
– Day	8,366	4/9/06 vs LA

ALL-TIME

Attendance	Date
63,816	7/3/84 vs CIN
63,816	7/3/84 vs CIN
61,068	9/1/03 vs BOS
40,720	5/11/47 vs BKN
63,346	8/10/79 vs PIT
60,985	4/9/93 vs CHI
60,404	4/13/81 vs PIT
51,381	5/28/79 vs CHI
63,283	7/4/77 vs NYM
61,068	9/1/03 vs BOS
63,501	7/5/82 vs SF
63,816	7/3/84 vs CIN
57,903	6/23/93 vs ATL
55,884	7/29/93 vs STL
63,346	8/10/79 vs PIT
58,086	7/3/99 vs CHI
60,960	6/22/03 vs BOS
57,903	6/23/93 vs ATL
27,720	7/5/82 vs SF
22,511	8/5/82 vs MTL

BY TEAM

CITIZENS BANK PARK

Attendance	Date (D/N)
45,894	8/17/11 (N)
45,853	7/10/11 (D)
45,738	6/11/11 (D)
45,841	5/23/11 (N)
45,425	5/19/11 (N)
45,777	6/6/11 (N)
45,880	6/15/11 (gm2) (N)
45,743	4/20/11 (D)
45,829	4/15/12 (D)
45,809	7/31/11 (D)
45,572	9/16/11 (N)
45,640	7/25/11 (D)
45,989	7/21/12 (D)
45,762	8/12/11 (N)

ALL-TIME

Attendance	Date (D/N)
45,894	8/17/11 (N)
60,120	5/6/73 (D)
61,177	7/15/77 (TWN)
63,816	7/3/84 (N)
58,627	4/11/94 (D)
60,942	7/5/76 (N)
58,508	6/20/93 (D)
55,393	7/3/98 (N)
63,283	7/4/77 (N)
63,346	8/10/79 (TWN)
60,561	8/10/81 (N)
57,521	7/3/93 (N)
63,501	7/5/82 (N)
55,352	4/10/71 (D)

SEASON

Attendance	Date
3,680,718	2011
45,441	81 dates, 2011
2,690,366	2008
33,214	81 dates, 2008
185,679	FLA (6/17-20/93)
181,690	FLA (6/14-16/11)
174,953	ATL (9/26-28/03)
186,389	MTL (7/6-9/78)
91,636	ARI (8/16-17/11)
289,883	STL-PIT (7/27-8/1/93)
81	2010, 2011
257	7/7/09-8/5/12
313	5/1/09-4/5/13
16	1993

TOP 10 CROWDS AT CITIZENS BANK PARK

Regular Season Only

45,989	7/21/12	SF (D)
45,894	8/17/11	ARI (N)
45,880	6/15/11 (gm 2)	FLA (N)
45,863	6/26/11	OAK (D)
45,853	7/10/11	ATL (D)
45,841	5/23/11	CIN (N)
45,829	4/15/12	NYM (D)
45,810	6/30/11	BOS (D)
45,809	7/31/11	PIT (D)
45,800	7/27/11	SF (N)

Overall

46,575	10/2/11	STL (N)
		NLDS #2
46,530	10/7/11	STL (N)
		NLDS #5
46,528	10/8/09	COL (D)
		NLDS #2
46,511	10/8/10	CIN (N)
		NLDS #2
46,480	10/1/11	STL (N)
		NLDS #1
46,452	10/7/09	COL (D)
		NLDS #1
46,411	10/6/10	CIN (N)
		NLDS #1
46,214	10/21/09	LAD (N)
		NLCS #5
46,208	10/2/08	MIL (N)
		NLDS #2
46,178	11/2/09	NYN (N)
		WS #5

ALL-TIME WIN/LOSS RECORDS

RECORD VS OPPONENTS SINCE 1883

Franchise	Record	Pct.
Arizona	73-75	.493
Atlanta-Milwaukee-Boston	1,176-1,289	.477
Chicago	1,115-1,234	.475
Cincinnati	958-1,136	.457
Colorado	112-88	.560
Los Angeles-Brooklyn	920-1,174	.439
Miami	252-212	.543
Milwaukee*	81-70	.536
New York Mets	526-490	.518
Pittsburgh	1,069-1,219	.467
St. Louis	970-1,234	.440
San Diego	271-218	.554
San Francisco-New York	932-1,267	.424
Washington-Montreal	450-434	.509

* Milwaukee switched to the NL in 1998.

REGULAR SEASON RECORD BY BALLPARK

Ballpark (Opening Year)	Record	Pct.
Chase Field (1998)	33-40	.452
Truist Park (2017)	12-19	.387
Wrigley Field (1916)	396-487	.448
Great American Ball Park (2003)	27-31	.466
Coors Field (1995)	42-47	.472
Dodger Stadium (1962)	140-175	.444
Marlins Park (2012)	36-45	.444
American Family Field (2001)	32-29	.525
Citi Field (2009)	49-56	.467
PNC Park (2001)	22-37	.373
Busch Stadium (2006)	26-29	.473
Petco Park (2004)	35-17	.673
Oracle Park (2000)	25-43	.368
Nationals Park (2008)	51-68	.429

INTERLEAGUE PLAY

Year	W-L	Home	Road
1997	5-10	4-2	1-8
1998	7-9	3-5	4-4
1999	11-7	5-4	6-3
2000	9-9	5-4	4-5
2001	7-11	4-5	3-6
2002	10-8	3-6	7-2
2003	8-7	4-5	4-2
2004	9-9	5-4	4-5
2005	7-8	3-3	4-5
2006	5-13	3-6	2-7
2007	8-7	6-3	2-4
2008	4-11	2-7	2-4
2009	6-12	1-8	5-4
2010	10-8	5-4	5-4
2011	9-6	6-3	3-3
2012	5-10	2-4	3-6
2013	7-13	5-5	2-8
2014	7-13	5-5	2-8
2015	8-12	5-5	3-7
2016	11-9	7-3	4-6
2017	5-15	3-7	2-8
2018	12-8	5-5	7-3
2019	11-9	4-6	7-3
2020	7-13	6-6	1-7
Totals	188-237	101-115	87-122

Team	Record	Pct.	Ballpark	Record	Pct.
Baltimore	27-32	.458	Camden Yards (1992)	16-15	.516
Boston	30-45	.400	Fenway Park (1912)	+16-31	.340
Chicago	11-8	.579	Guaranteed Rate Field (1991)	2-3	.400
Cleveland	11-8	.579	Progressive Field (1994)	4-7	.364
Detroit	10-12	.455	Comerica Park (2000)	6-5	.545
Houston*	293-279	.512	Minute Maid Park (2000)	18-27	.400
Kansas City	8-7	.533	Kauffman Stadium (1973)	3-3	.500
Los Angeles	1-12	.077	Angel Stadium (1966)	1-7	.125
Minnesota	10-11	.476	Target Field (2010)	4-5	.444
New York	17-17	.500	Yankee Stadium (2009)	6-4	.600
Oakland	8-10	.444	Oakland Coliseum (1968)	3-6	.333
Seattle	6-10	.375	T-Mobile Park (1999)	4-4	.500
Tampa Bay	12-18	.400	Tropicana Field (1998)	6-9	.400
Texas	7-8	.467	Globe Life Field (2020)	0-0	.000
Toronto	26-37	.413	Rogers Centre (1989)	12-15	.444
			Sahlen Field (Buffalo)	0-2	.000

* Houston switched to the AL in 2013; + Includes NL games played in 1914-15

BEST SEASON RECORDS

All records are from 1950 to present unless otherwise indicated.

HOME GAMES			DAY GAMES			VS LHP			EXTRA-INNING GAMES			ONE-RUN GAMES		
Year	Record	Pct.	Year	Record	Pct.	Year	Record	Pct.	Year	Record	Pct.	Year	Record	Pct.
1977	60-21	.741	2011	33-18	.647	2011	30-14	.682	1968	9-2	.818	1950	30-16	.652
1901	46-23	.667	2005	34-20	.630	1955	29-15	.659	1979	11-3	.786	1962	26-14	.650
1978	54-28	.659	2009	28-17	.622	1976	31-17	.646	2003	10-3	.769	2010	29-17	.630
1900	45-23-2	.657	1976	36-23	.610	2009	29-16	.644	1967	12-5	.706	1964	28-18	.609
1976	53-28	.654	1983	29-19	.604	1993	31-18	.633	1916	9-4	.692	2011	28-19	.596
									1934	9-4	.692			
ROAD GAMES			NIGHT GAMES			VS RHP			SHO GAMES			DOUBLEHEADERS		
Year	Record	Pct.	Year	Record	Pct.	Year	Record	Pct.	Year	Record	Pct.	Year	Record	Pct.
2011	50-31	.617	1950	36-19	.655	1977	79-45	.637	1993	11-2	.846	2003	2-0-1	.833
1976	48-33	.593	1977	71-39	.645	1976	70-44	.614	2011	21-7	.750	2004	2-0-1	.833
2009	48-33	.593	1976	65-38	.631	2011	72-46	.610	2002	9-3	.750	2009	2-0-1	.833
1913	45-30-6	.592	2010	70-41	.631	2010	69-45	.605	2010	21-11	.656	2001	3-1-1	.700
1905	44-33-1	.571	2011	69-42	.622	1963	64-44	.593	2012	11-6	.647	1967	7-2-6	.667
												1974	6-2-4	.667

SEASON STARTS

BEST		WORST	
Year	W-L	Year	W-L
1911	12-3; 13-3; 14-4	1883	0-8
1915	8-0	1928	4-19; 5-23
1964	10-2	1930	6-15; 11-22
1976	22-8; 26-9	1934	0-7; 2-8; 4-13; 6-14
1979	12-4; 14-5; 21-7	1938	1-10; 2-11; 3-13; 4-15
1981	11-5	1941	2-9; 3-10
1993	7-1; 17-5; 23-7; 28-12	1942	2-7; 3-12; 5-15; 6-17; 8-22
1995	10-3; 15-5; 23-8	1945	2-7; 3-13
2001	6-2; 14-6; 20-12; 25-16; 30-17	1946	1-5; 2-11
2010	7-1; 18-11; 24-13	1982	2-8; 3-11
2011	3-0; 5-1; 10-4; 15-6; 21-9	1985	1-8
2019	4-0; 5-1; 7-2	1987	1-8
		2000	6-14; 7-18
		2002	8-18
		2004	1-6
		2006	1-6
		2007	1-6; 4-11

BROTHERS WHO PLAYED FOR THE PHILLIES

Dave and Dennis Bennett*
 Dino and Lou Chiozza*
 Ed and Tom Delahanty*
 Garvin and Granny Hamner*
 Fritz and George Knothe
 Laynce and Jayson Nix
 Charlie and Luther Roy
 Bill and Roy Thomas*
 Jim and Wally Westlake

**were teammates*

BEST/WORST HOMESTANDS & ROAD TRIPS

Minimum 6 games

BEST HOMESTANDS

Pct.	W-L	Dates	Opponents
1.000	8-0	June 30-July 7, 1977	PIT, NYM
1.000	7-0	Sept. 24-28, 1929	BKN, BOS
1.000	7-0	May 13-18, 1975	CIN, ATL
1.000	7-0	Aug. 6-12, 1991	CHI, MTL
1.000	7-0	July 23-29, 2010	COL, ARI
1.000	6-0	June 18-22, 1892	BKN, BAL
1.000	6-0	Sept. 5-9, 1905	BKN, BOS
1.000	6-0	Sept. 7-12, 2012	COL, MIA
.933	14-1	July 7-23, 1890	CIN, CLE, PIT, CHI, PIT
.923	12-1	May 31-June 12, 2005	SF, ARI, TEX, MIL
.900	9-1	July 3-12, 2009	NYM, CIN, PIT
.889	8-1	May 27-June 4, 1986	SF, SD, LAD
.889	8-1	May 3-12, 2002	COL, HOU, ARI
.875	7-1-1	April 22-May 1, 1897	NYG, BOS, BKN
.875	7-1	April 22-May 4, 1909	BOS, BKN, NYG
.875	14-2	July 14-24, 1955	MIL, CHI, CIN, STL
.875	7-1	May 3-11, 2006	ATL, SF, NYM
.867	13-2-3	Sept. 22-Oct. 9, 1886	WSH, CHI, STL, KC, DET
.867	13-2	May 9-26, 1917	STL, PIT, CHI, CIN
.857	6-1	July 22-29, 1901	BOS, BKN
.857	6-1	Sept. 12-18, 1986	NYM, PIT, STL
.857	6-1	Sept. 1-7, 2003	BOS, MTL, NYM
.857	6-1	Sept. 11-17, 2009	NYM, WSH
.846	11-2	July 22-Aug. 3, 1952	PIT, CHI, CIN, STL

WORST HOMESTANDS

Pct.	W-L	Dates	Opponents
.000	0-7	Sept. 21-27, 1964	CIN, MIL
.000	0-6	May 1-7, 1883	PRO, BOS
.000	0-6	June 15-20, 2016	TOR, ARI
.000	0-6	Aug. 29-Sept. 4, 2016	WSH, ATL
.100	1-9-1	July 6-20, 1941	NYG, PIT, STL, CHI, CIN
.100	1-9	Aug. 9-19, 2004	COL, SF, HOU
.111	1-8	May 4-13, 1937	CHI, PIT, CIN, STL
.111	1-8	Aug. 20-29, 1979	ATL, HOU, CIN
.111	1-8	June 12-21, 2009	BOS, TOR, BAL
.125	1-7	June 13-22, 1961	STL, CIN, PIT
.143	1-6	June 18-22, 1929	BOS, NYG
.143	1-6	Sept. 23-28, 1939	BKN, BOS, NYG
.143	1-6	May 16-26, 1960	STL, CHI, LAD, SF
.143	1-6	April 10-16, 1987	CHI, NYM
.143	1-6	June 24-July 2, 1921	NYG, BKN
.143	1-6	July 1-7, 1991	STL, NYM
.143	1-6	June 27-July 3, 1995	CIN, ATL
.143	1-6	Aug. 8-14, 1995	NYM, MTL
.143	1-6	Sept. 3-9, 1999	CIN, HOU
.143	1-6	June 1-7, 2012	MIA, LAD
.143	1-6	June 26-July 2, 2015	WSH, MIL
.143	1-6-1	June 27-July 2, 1961	SF, LAD

BEST ROAD TRIPS

Pct.	W-L	Dates	Opponents
1.000	7-0	July 11-15, 1968	PIT, NYM
1.000	6-0	April 14-21, 1915	BOS, NYG
.900	9-1	Aug. 1-10, 2011	COL, SF, LAD
.875	7-1	Sept. 22-28, 1983	MTL, STL, CHI
.857	6-1	April 12-18, 1911	NYG, BOS
.857	6-1	Aug. 29-Sept. 2, 1929	BOS, BKN, NYG
.857	6-1	July 1-6, 1958	PIT, MIL, CIN
.857	6-1	May 29-June 4, 1967	SF, LAD, HOU
.857	6-1	May 2-8, 1995	CIN, ATL
.857	6-1	June 19-25, 1995	NYM, STL
.857	6-1	Aug. 27-Sept. 2, 2010	SD, LAD, COL
.833	5-1	May 26-30, 1954	BKN, PIT
.833	5-1	Sept. 3-9, 1962	HOU, MIL
.833	5-1	May 18-22, 1974	PIT, STL
.833	5-1	April 14-21, 1976	MTL, CIN, PIT
.833	5-1	May 28-June 2, 1993	COL, CHI
.833	5-1	May 12-17, 1995	HOU, FLA
.833	5-1	May 7-12, 1999	COL, STL
.833	5-1	June 7-12, 2002	DET, CLE
.833	5-1	Aug. 20-25, 2002	MIL, STL
.833	5-1	June 24-29, 2003	ATL, BAL
.833	5-1	Sept. 21-26, 2004	FLA, MTL
.833	5-1	Aug. 9-14, 2005	LAD, SD
.833	5-1	July 29-Aug. 3, 2008	WSH, STL
.833	5-1	Sept. 16-21, 2008	ATL, FLA
.833	5-1	April 5-11, 2010	WSH, HOU
.833	5-1	Sept. 10-15, 2010	NYM, FLA
.833	5-1	April 22-28, 2016	MIL, WSH
.818	9-2	June 24-July 2, 1969	NYM, MTL, PIT
.818	9-2	May 9-20, 1984	HOU, SD, LAD, SF

WORST ROAD TRIPS

Pct.	W-L	Dates	Opponents
.000	0-9	Aug. 11-24, 1883	NYG, BOS, PRO
.000	0-8	June 8-16, 2015	CIN, PIT, BAL
.000	0-8	Sept. 20-27, 2018	ATL, COL
.000	0-7	April 23-29, 1938	BOS, NYG, BKN
.000	0-7	Aug. 2-6, 1961	CIN, STL
.000	0-7	July 19-25, 1968	CIN, STL
.000	0-7	June 26-July 2, 1997	ATL, BAL
.000	0-7	Aug. 27-Sept. 2, 1999	COL, SF
.000	0-6	June 27-July 3, 1919	BKN, BOS
.000	0-6	April 17-22, 1934	NYG, BKN
.000	0-6	Aug. 10-16, 1942	BKN, NYG
.000	0-6	May 19-25, 1975	HOU, CIN
.000	0-6	June 22-27, 1990	NYM, PIT
.000	0-6	June 13-19, 1996	COL, STL
.000	0-6-1	April 23-29, 1935	BKN, NYG, BOS
.071	1-13	July 25-Aug. 6, 1939	PIT, CIN, CHI, STL
.091	1-10	Aug. 11-20, 1961	PIT, CHI, MIL
.100	1-9	May 29-June 7, 1884	BOS, PRO, BOS, PRO, NYG
.105	2-17	May 5-27, 1928	CHI, STL, CIN, PIT, BKN, BOS, NYG
.100	1-9	May 22-June 1, 1972	MTL, PIT, NYM
.111	1-8	June 19-29, 1883	BOS, PRO, BOS, PRO, NYG
.111	1-8	Aug. 16-24, 1988	LAD, SF, SD
.111	1-8	May 23-31, 1989	LAD, SF, SD
.111	1-8	July 28-Aug. 6, 1995	CHI, ATL, CIN
.111	1-8	July 19-28, 2013	NYM, STL, DET

SWEEP INFORMATION

LAST SWEEP BY PHILLIES

@PHI	@OPP
None	None
5/3-4/06	8/8-9/17
9/23-24/92	5/16-17/12
4/9-10/63	4/26-28/96
None	4/21-22/08
None	7/23-24/19
5/18-21/87	6/16-17/80
4/26-27/17	5/1-2/06
None	None
4/12-13/83	8/14-15/92
6/19-20/90	4/8-10/96
9/8-9/75	5/4-5/09
7/30-31/91	7/28-29/97
4/30-5/1/91	5/21-22/90
9/2-3/03 (MTL)	8/25-26/20
7/3-4/18	None
None	8/20-21/19
9/20-21/16	None
None	None
5/14-15/12	None
None	None
None	6/27-28/17
None	None

LAST SWEEP BY OPPONENT

@PHI	@OPP
None	None
8/31-9/1/04	5/3-4/89
4/14-16/89	9/16-17/92
4/5-7/96	8/26-27/91
None	None
None	None
4/30-5/1/97	9/1-2/98
6/4-5/02	4/15-16/98
None	None
7/21-22/03	4/3-4/18
9/10-11/90	6/21-22/94
8/11-12/92	5/16-17/11
4/11-13/97	8/8-9/73
4/15-16/97	6/14-15/78
9/11-12/91 (MTL)	7/18-19/01 (MTL)
None	6/15-16/15
9/14-15/19	6/12-13/17
None	None
None	4/30-5/1/13
5/5-6/87	4/26-27/88
5/13-14/14	8/12-13/14
5/9-10/17	None
5/5-6/14	8/20/20 (Buffalo)

@PHI	@OPP
5/15-17/15	6/27-29/16
3/28-31/19	6/16-18/14
8/13-15/19	7/24-26/15
4/9-11/18	5/12-14/06
5/17-19/19	8/1-3/11
5/18-20/04	8/8-10/11
9/12-14/17	9/13-15/10
7/23-25/12	5/14-16/10
8/14-16/20	4/26-28/13
7/29-31/11	7/10-12/98
8/15-17/03	8/1-3/06
6/10-12/14	8/7-9/15
5/5-7/06	5/18-20/84
8/25-27/14	4/26-28/16
None	6/27-29/03
6/2-4/00	None
6/11-13/07	None
4/29-5/1/16	None
None	6/7-9/02
8/5-7/14	4/9-11/10
None	None
9/1-3/97	None
None	None
None	4/13-15/18
6/7-9/05	None
None	None

3-GAME SERIES	@PHI	@OPP
ARI	5/28-30/07	6/16-18/17
ATL	9/2-4/16	9/27-29/16
CHI	9/7-9/12	5/27-29/16
CIN	6/27-29/95	4/4-7/16
COL	5/29-31/15	4/26-28/02
LAD	8/22-24/97	5/31-6/2/19
MIA	6/21-23/19	5/29-31/17
MIL	4/8-10/14	8/14-16/15
NYM	4/10-12/17	5/25-27/15
PIT	5/31-6/2/91	6/12-14/15
STL	4/3-6/06	6/9-11/17
SD	8/25-27/98	8/14-16/17
SF	8/13-15/04	6/1-3/18
WSH	9/11-12/18	6/19-20/19
BAL	8/11-13/20	None
BOS	6/24-26/05	9/4-6/15
CWS	None	None
CLE	None	None
DET	None	7/26-28/13
HOU	9/5-7/05	7/25-27/05
LAA	6/20-22/08	8/1-3/17
NYN	None	6/30-7/2/98
SEA	6/3-5/03	None
TB	None	9/25-27/20
TEX	None	5/16-18/17
TOR	None	6/15-17/12

@PHI	@OPP
None	None
9/2-4/49 (BOS)	7/28-31/17
6/20-23/83 (5 G)	6/11-14/62
7/8-11/10	8/29-9/1/11
7/23-26/10	None
8/22-25/08	6/4-7/12
8/2-5/18	None
9/11-14/08	7/7-10/14
6/24-27/19	6/19-22/95
4/19-22/18	7/11-13/68
8/26-28/37	8/3-6/1913
8/25-27/97	4/21-24/11
5/7-10/18	8/6-8/43 (NYG)
8/31-9/3/20	5/15-17/09
7/21-23/78	7/17-19/62

4-GAME SERIES	@PHI	@OPP
ARI	6/17-20/16	None
ATL	6/27-29/14	9/20-23/18
CHI	8/1-4/11	6/6-9/85
CIN	7/22-24/96	6/24-26/96
COL	None	9/24-27/18
LAD	8/29-9/1/85	8/11-14/08
MIA	None	7/26-29/04
MIL	6/29-7/2/15	None
NYM	8/24-27/15	None
PIT	8/2-4/40	8/8-10/80
STL	6/30-7/2/72	8/4-7/86
SD	None	7/9-12/92
SF	7/31-8/3/98	8/30-9/2/99
WSH	9/20-22/11	9/23-26/19 (5G)
HOU	8/23-26/10	9/4-7/09

BEST/WORST MONTHLY RECORDS

BEST		
Year	W-L-T	Pct.
April		
1897	7-1-1	.875
1964	9-2	.818
1911	11-3	.786
1915	11-3	.786
1993	17-5	.773
Most Wins: 18 – 2011		
May		
1976	22-5	.815
1995	21-7	.750
2001	20-8	.714
1913	17-7	.708
1982	19-8	.704
Most Wins: 22 – 1976		
June		
1892	22-5	.815
1981	7-2	.778
1893	19-6	.760
1899	16-7	.696
1905	18-8	.692
Most Wins: 22 – 1892		
July		
1890	21-6	.778
2009	20-7	.741
1886	17-7	.708
1952	22-10	.688
2011	17-8	.680
Most Wins: 22 – 1950, 1952		
August		
1977	22-7	.759
2011	18-7	.720
1950	20-8-1	.714
1891	17-7-1	.708
1887	16-7-1	.696
Most Wins: 22 – 1977		
September		
2010	21-6	.778
1887	16-5	.762
1983	22-7	.759
1916	22-9-1	.710
2004	19-8	.704
Most Wins: 22 – 1916, 1983		
October		
1907	6-0	1.000
1887	6-0-1	1.000
1925	3-0	1.000
1965	3-0-1	1.000
1976	3-0	1.000
Most Wins: 9 – 1898		

WORST		
Year	W-L-T	Pct.
April		
1938	1-10	.091
1935	2-9-2	.182
1946	2-9	.182
1904	2-8-1	.200
1943	1-4	.200
Most Losses: 18 – 2002		
May		
1928	3-22	.120
1904	4-19	.174
1883	4-16	.200
2017	6-22	.214
1923	7-23	.233
Most Losses: 23 – 1923		
June		
1997	4-22	.154
1936	4-19	.174
1921	5-21	.192
1938	5-20	.200
1942	5-19	.208
Most Losses: 24 – 1945		
July		
1883	3-17	.150
1928	6-22	.214
1941	6-20-1	.231
1939	7-23	.233
1930	8-25	.242
Most Losses: 25 – 1930		
August		
1883	2-17	.105
1936	4-24	.143
1934	4-21	.160
1961	7-26	.212
1927	7-25-1	.219
Most Losses: 26 – 1961		
September		
1939	6-27	.182
1883	3-13-1	.188
1924	6-21	.222
1942	6-21	.222
1927	6-20	.231
Most Losses: 27 – 1939		
October		
1927	0-3	.000
1987	0-3	.000
1937	0-2	.000
1938	0-2	.000
1969	0-2	.000
Most Losses: 7 – 1911		

HISTORY

20 OR MORE WINS IN A MONTH

22-5	June 1892	22-7	September 1983	21-14	July 1955	20-11	August 1967
22-9-1	September 1916	21-6	July 1890	21-10	July 1963	20-11	June 1975
22-13-1	July 1950	21-6	September 2010	21-7	May 1995	20-9	June 1976
22-10	July 1952	21-10	August 1899	20-12	July 1908	20-9	August 1991
22-5	May 1976	21-10	July 1912	20-11	June 1949	20-8	May 2001
22-7	August 1977	21-10	September 1915	20-8-1	August 1950	20-7	July 2009
		21-11	August 1917	20-11	July 1957		

LONG GAMES

LONGEST EXTRA-INNING GAMES

Innings	Date	Clubs/Score	H/R
21	7/17/1918	Chicago 2	Phillies 1 Road
20	8/24/1905	Chicago 2	Phillies 1 Home
20	4/30/1919	Phillies 9	Brooklyn 9 Home
20	5/4/1973	Phillies 5	Atlanta 4 Home
20	7/7/1993	Phillies 7	Los Angeles 6 Home
19	6/13/1918	Phillies 8	St. Louis 8 Home
19	9/15/1950	Phillies 8	Cincinnati 7 Home
19	5/25/2011	Phillies 5	Cincinnati 4 Home
18	6/1/1919	Phillies 10	Brooklyn 9 Road
18	6/9/1949	Phillies 4	Pittsburgh 3 Home
18	10/2/1965	Phillies 0	New York 0 Road
18	5/21/1967	Phillies 2	Cincinnati 1 Home
18	8/1/1972	New York 3	Phillies 2 Road
18	8/24/2013	D'backs 12	Phillies 7 Home
17	9/2/1908	Phillies 3	Brooklyn 2 Home
17	9/6/1952	Phillies 7	Boston 6 Home
17	6/2/1972	Cincinnati 6	Phillies 3 Home
17	9/13/1974	St. Louis 7	Phillies 3 Home
17	8/21/1980	Phillies 9	San Diego 8 Home
17	9/21/1981	Montreal 1	Phillies 0 Road
17	6/27/1986	Phillies 2	St. Louis 1 Road
17	6/27/2003	Phillies 4	Baltimore 2 Road

LATEST-ENDING GAMES

4:40 a.m.	vs San Diego, July 2, 1993 (DH and rain)
3:23 a.m.	vs Montreal, August 10, 1977 (DH and rain)
3:15 a.m.	vs New York, September 26, 1975 (DH and rain)
3:11 a.m.	vs San Francisco, June 9, 1980 (rain)
2:13 a.m.	vs New York, July 26, 1988 (rain)
2:12 a.m.	vs Arizona, August 24, 2013 (extra innings)
2:07 a.m.	at Washington, September 28, 2006 (rain)
2:06 a.m.	vs St. Louis, September 13, 1974 (extra innings and rain)
2:06 a.m.	vs Florida, June 12, 2000 (rain)

LONGEST RAIN DELAYS

5 hours, 54 minutes	vs San Diego, July 2, 1993 (three delays in game 1 of 1:10, 1:56 and 2:48)
5 hours	vs San Francisco, June 9, 1980 (two delays of 1:28 and 3:32)
4 hours, 56 minutes*	vs Montreal, Aug. 10, 1977; DH (two delays in game 1 of 1:03 and 2:27; 1:26 delay in game 2)
4 hours, 27 minutes	at Washington, Sept. 28, 2006
3 hours, 57 minutes	vs Florida, April 30, 2005 (three delays of 1:01, :45 and 2:11)
3 hours, 54 minutes	vs Cincinnati, June 14, 2004 (three delays of 1:05, 2:18 and :31)
3 hours, 51 minutes	at Colorado, June 15, 1995
3 hours, 34 minutes	vs Florida, June 12, 2000 (two delays of :59 and 2:35)
3 hours, 32 minutes	vs San Francisco, June 9, 1980 (2nd delay)
3 hours, 30 minutes	vs Montreal, Aug. 10, 1977 (two delays in game 1 of 1:03 and 2:27)
3 hours, 25 minutes	vs New York, July 26, 1988
3 hours, 10 minutes	at Montreal, Oct. 4, 1980

* Combined delay for both games of doubleheader.

CLUB STREAKS

WINNING (SINCE 1887)

16	1887 (11 road), 1890 (2 road), 1892 (5 road)
13	1977 (5 road), 1991 (4 road)
12	1895 (all home)
11	1955 (all home), 1983 (6 road), 2010 (7 home)
10	1894 (all home), 1901 (3 road), 1984 (9 road), 2009 (7 home)
9	1892 (all home), 1905 (1 road), 1969 (all road), 2006 (3 road), 2011 (6 road)

CONSECUTIVE WINS – HOME

16	1977, 1991
14	1890
12	1895, 2010
11	1892, 1899, 1955, 1977

CONSECUTIVE WINS – ROAD

13	1976	(CHI, PIT, ATL, HOU, STL)
12	1887	(IND, DET, PIT, NYG)
10	1969	(NYM, MTL, PIT, CHI)
9	1954	(MIL, CIN, STL, BKN, PIT)
	1984	(SD, LA, SF)
8	1898	(CIN, STL, WSH)
	1908	(CHI, STL)
	1950	(STL, CIN, PIT, NYG)
	1968	(CHI, PIT, NYM)
	2002	(MIL, STL, NYM)
	2011	(CHI, COL, SF)

LOSING (SINCE 1883)

23	1961
14	1883, 1927, 1936
13	1919 (twice), 1942, 1955
12	1897, 1904, 1922, 1928 (twice), 1944
11	1925, 1930, 1939, 1985, 1989, 1997, 1999
10	1897, 1903, 1910, 1924, 1928 (twice), 1931, 1939, 1945, 1948, 1956, 1961, 1964, 1970, 1972

CONSECUTIVE LOSSES – HOME

13	1883, 1944
12	1928, 1936
10	1904, 1972
9	1891, 1910, 1919, 1924, 1940, 1944, 1955

CONSECUTIVE LOSSES – ROAD

17	1961
15	1928
14	1942, 1996
13	1919, 1927, 1948, 1997
12	1922, 1928, 1933, 1999, 2015
11	1883, 1925, 1934 (twice), 1972, 2013
10	1897 (twice), 1904, 1928, 1929, 1931, 1939, 1942, 1956, 1971, 1975, 1990, 2018

MISCELLANEOUS CLUB RECORDS

Since 1900 (“Fewest” records do not include shortened seasons)

KEY: (ML) Major League record; (MLT) Major League record tied; (NL) Nat'l League record; (NLT) Nat'l League record tied

HIGHEST WON-LOST PERCENTAGE

Season—630 in 2011 (102-60)
Lowest, season—278 in 1942 (42-109)

MOST GAMES WON

Season—102 in 2011
Consecutive, season—13, 8/3-16/77; 7/30-8/12/1991
Fewest, season—42 in 1942

MOST GAMES LOST

Season—111 in 1941
Consecutive, season—23, 7/29-8/20/1961
Fewest, season—60 in 2011

MOST HOME GAMES

Season—84 in 2010

FEWEST HOME GAMES

Season—79 in 1940, 1977, 1987

HOME GAMES WON

Season—60 in 1977
Consecutive—16 in 1977 & 1991
Fewest, season—20 in 1923 (NL)

ROAD GAMES WON

Season—50 in 2011
Consecutive—13 in 1976
Fewest, season—16 in 1930

HOME GAMES LOST

Season—55 in 1923, 1940, 1945, 1961 (MLT)
Consecutive—12 in 1928
Fewest, season—21 in 1977

ROAD GAMES LOST

Season—62 in 1939
Consecutive—17 in 1961
Fewest, season—30 in 1913

LARGEST MARGIN OF VICTORY

Game—21 (22-1), 7/6/2009 vs CIN

LARGEST MARGIN OF DEFEAT

Game—22 (24-2), 5/13/1902 vs CIN; (28-6), 7/6/1929 vs STL

LARGEST DEFICIT TO OVERCOME IN VICTORY

Game—11, 4/17/1976 at CHI, 10 inn.; losing 12-1 & 13-2 (W 18-16)

LONGEST GAMES

Innings, opening game—14, 4/17/1923 at BKN (T 5-5); 3/31/1998 at NYM (L 1-0) (NLT)

Innings—21, 7/17/1918 at CHI (L 2-1)

Innings, at Vet—20, 5/4/1973 vs ATL (W 5-4); 7/7/1993 vs LAD (W 7-6)


Innings, at Citizens Bank Park—19, 5/25/2011 vs CIN (W 5-4)

Time, 9 innings—4:30, 7/6/2018 at PIT (NLT)

Time, extra innings—7:06, 8/24/2013 vs ARI (18 inn.)

SHORTEST GAME

Time—0:51, 9/28/1919 at NYG (gm 1) (L 6-1) (ML)



LIVE LOOK-INS AND ANALYSIS
ON MLB TONIGHT™

LIVE GAMES EVERY WEEK



GO TO MLBNETWORK.COM FOR CHANNEL NUMBER
© 2021 MAJOR LEAGUE BASEBALL PROPERTIES, INC. ALL RIGHTS RESERVED.

AWARDS



**2020 Wall of Fame Inductee
Manny Trillo**

ALL-STAR SELECTIONS

1933	Dick Bartell, ss*	1959	Gene Conley, rhp	1981	Steve Carlton, lhp	2002	Vicente Padilla, rhp
	Chuck Klein, of*	1960	Tony Taylor, 2b		Pete Rose, 1b*		Scott Rolen, 3b*
1935	Jimmy Wilson, c*	1961	Art Mahaffey, rhp		Dick Ruthven, rhp		Jimmy Rollins, ss*
1936	Pinky Whitney, 3b*	1962	Johnny Callison, of		Mike Schmidt, 3b*	2003	Randy Wolf, lhp
1937	Bucky Walters, rhp		Art Mahaffey, rhp		Manny Trillo, 2b	2004	Bobby Abreu, of
1938	Herschel Martin, of	1963	Ray Culp, rhp	1982	Steve Carlton, lhp		Jim Thome, 1b
1939	Morrie Arnovich, of	1964	Jim Bunning, rhp		Pete Rose, 1b*	2005	Bobby Abreu, of*
1940	Kirby Higbe, rhp		Johnny Callison, of		Mike Schmidt, 3b*		Jimmy Rollins, ss
	Pinky May, 3b		Chris Short, lhp		Manny Trillo, 2b*		Billy Wagner, lhp
	Hugh Mulcahy, rhp	1965	Dick Allen, 3b*	1983	Mike Schmidt, 3b*	2006	Tom Gordon, rhp
1941	Cy Blanton, rhp		Johnny Callison, of	1984	Al Holland, lhp		Ryan Howard, 1b
1942	Danny Litwhiler, of		Cookie Rojas, 2b		Juan Samuel, 2b		Chase Utley, 2b*
1943	Babe Dahlgren, 1b	1966	Dick Allen, 3b		Mike Schmidt, 3b*	2007	Cole Hamels, lhp
1944	Ken Raffensberger, lhp		Jim Bunning, rhp	1985	Ozzie Virgil, c		Aaron Rowand, of
1946	Del Ennis, of	1967	Dick Allen, 3b*		Glenn Wilson, of		Chase Utley, 2b*
	Frank McCormick, 1b		Chris Short, lhp	1986	Shane Rawley, lhp	2008	Brad Lidge, rhp
	Emil Verban, 2b	1968	Woodyie Fryman, lhp		Mike Schmidt, 3b*		Chase Utley, 2b*
1947	Schoolboy Rowe, rhp	1969	Grant Jackson, lhp	1987	Steve Bedrosian, rhp	2009	Ryan Howard, 1b
	Emil Verban, 2b*	1970	Joe Hoerner, lhp		Juan Samuel, 2b		Raúl Ibañez, of*
	Harry Walker, of*	1971	Rick Wise, rhp		Mike Schmidt, 3b*		Chase Utley, 2b*
1948	Richie Ashburn, of*	1972	Steve Carlton, lhp	1988	Kevin Gross, rhp		Shane Victorino, of#
1949	Andy Seminick, c*	1973	Wayne Twitchell, rhp		Lance Parrish, c		Jayson Werth, of
	Eddie Waitkus, 1b	1974	Larry Bowa, ss*	1989	Von Hayes, of	2010	Roy Halladay, rhp
1950	Willie Jones, 3b*		Steve Carlton, lhp		Mike Schmidt, 3b^		Ryan Howard, dh*
	Jim Konstanty, rhp		Dave Cash, 2b	1990	Lenny Dykstra, of*		Chase Utley, 2b†
	Robin Roberts, rhp*		Mike Schmidt, 3b	1991	John Kruk, 1b	2011	Roy Halladay, rhp*
	Dick Sisler, of	1975	Larry Bowa, ss	1992	Darren Daulton, c		Cole Hamels, lhp
1951	Richie Ashburn, of*		Dave Cash, 2b		John Kruk, 1b		Cliff Lee, lhp
	Del Ennis, of*		Greg Luzinski, of	1993	Darren Daulton, c*		Placido Polanco, 3b†
	Willie Jones, 3b		Tug McGraw, lhp		Dave Hollins, 3b		Shane Victorino, of
	Robin Roberts, rhp*	1976	Bob Boone, c		John Kruk, 1b*	2012	Cole Hamels, lhp
1952	Granny Hamner, ss*		Larry Bowa, ss		Terry Mulholland, lhp*		Jonathan Papelbon, rhp
	Robin Roberts, rhp		Dave Cash, 2b	1994	Mariano Duncan, 2b*		Carlos Ruiz, c
	Curt Simmons, lhp*		Greg Luzinski, of*		Lenny Dykstra, of*†	2013	Domonic Brown, of
1953	Richie Ashburn, of		Mike Schmidt, 3b		Danny Jackson, lhp		Cliff Lee, lhp
	Granny Hamner, ss	1977	Steve Carlton, lhp		Doug Jones, rhp	2014	Chase Utley, 2b*
	Robin Roberts, rhp*		Greg Luzinski, of*	1995	Darren Daulton, c	2015	Jonathan Papelbon, rhp
	Curt Simmons, lhp		Mike Schmidt, 3b		Lenny Dykstra, of*	2016	Odúbel Herrera, of
1954	Smoky Burgess, c	1978	Bob Boone, c		Tyler Green, rhp	2017	Pat Neshek, rhp
	Granny Hamner, 2b*		Larry Bowa, ss*		Mickey Morandini, 2b	2018	Aaron Nola, rhp
	Robin Roberts, rhp*		Greg Luzinski, of*		Heathcliff Slocumb, rhp	2019	J.T. Realmuto, c
1955	Del Ennis, of*	1979	Bob Boone, c#	1996	Ricky Bottalico, rhp	2020	ASG not played
	Stan Lopata, c		Larry Bowa, ss*	1997	Curt Schilling, rhp		
	Robin Roberts, rhp*		Steve Carlton, lhp*	1998	Curt Schilling, rhp		
1956	Stan Lopata, c		Pete Rose, 1b	1999	Paul Byrd, rhp		
	Robin Roberts, rhp		Mike Schmidt, 3b*		Mike Lieberthal, c		
1957	Jack Sanford, rhp	1980	Steve Carlton, lhp		Curt Schilling, rhp*		
	Curt Simmons, lhp*		Pete Rose, 1b	2000	Mike Lieberthal, c		
1958	Richie Ashburn, of		Mike Schmidt, 3b*†	2001	Jimmy Rollins, ss		
	Dick Farrell, rhp						

* Starter

^ Elected starter but did not play because of retirement

Started because of injury to elected starter

† Couldn't start because of injury

July 13, 1943, Shibe Park

NL	3	10	3
AL	5	8	1

Bobby Doerr's three-run homer in the second inning propelled the AL All-Stars to their third straight victory before 31,938. Vince DiMaggio led the NL with a single, triple and home run. It was the first ASG played entirely under the lights. Winner: Dutch Leonard; Loser: Mort Cooper. Game was shortwaved to American servicemen throughout the world.

July 8, 1952, Shibe Park

AL	2	5	0
NL	3	3	0

Only game in ASG history not to go nine innings as rain halted play after five innings. Jackie Robinson hit a solo homer in the first and Hank Sauer hit a two-run homer onto the LF roof in the fourth for all the NL runs. Two Philadelphia pitchers played in the game: Curt Simmons (Phillies) started for the NL and Bobby Shantz (A's) pitched the fifth for the AL, fanning Whitey Lockman, Robinson and Stan Musial to the delight of 32,785 fans. Winner: Bob Rush; Loser: Bob Lemon. Game was broadcast on Mutual Radio System and on NBC TV.

MISCELLANEOUS ALL-STAR INFORMATION

MOST SELECTIONS

Pitchers

Robin Roberts, 7 times
Steve Carlton, 7 times

Hitters

Mike Schmidt, 12 times

ROOKIES

Del Ennis, of, 1946
Richie Ashburn, of, 1948
Jack Sanford, rhp, 1957
Ray Culp, rhp, 1963
Juan Samuel, 2b, 1984
Tyler Green, rhp, 1995
Jimmy Rollins, ss, 2001

PHILLIES STARTERS

(Position by Position)

"Firsts"

C Jimmy Wilson, 1935
1B Pete Rose, 1981
2B Emil Verban, 1947
SS Dick Bartell, 1933
3B Pinky Whitney, 1936
LF Del Ennis, 1955
CF Harry Walker, 1947
RF Chuck Klein, 1933
P Robin Roberts, 1950
DH Ryan Howard, 2010

"Lasts"

Darren Daulton, 1993
John Kruk, 1993
Chase Utley, 2014
Scott Rolen, 2002
Jimmy Rollins, 2002
Raúl Ibáñez, 2009
Shane Victorino, 2009
Bobby Abreu, 2005
Roy Halladay, 2011
Ryan Howard, 2010

WINNING PITCHERS

Ken Raffensberger, lhp
Doug Jones, rhp
Heathcliff Slocumb, rhp

7-1 7/11/44
8-7 7/12/94
3-2 7/11/95

Forbes Field
Three Rivers Stadium
The Ballpark in Arlington

MANAGERS

Eddie Sawyer 7/10/51
Gene Mauch 7/13/65
Dallas Green 8/9/81
Paul Owens 7/10/84
Jim Fregosi 7/12/94
Charlie Manuel 7/14/09
Charlie Manuel 7/13/10

Briggs Stadium
Metropolitan Stadium
Municipal Stadium
Candlestick Park
Three Rivers Stadium
Busch Stadium
Angel Stadium

W 8-3
W 6-5
W 5-4
W 3-1
W 8-7 (10)
L 4-3
W 3-1

HOME RUNS

Johnny Callison, rf
Dick Allen, 3b
Greg Luzinski, lf
Mike Schmidt, 3b

7/7/64 Shea Stadium
7/11/67 Anaheim Stadium
7/19/77 Yankee Stadium
8/9/81 Municipal Stadium

PHILLIES FIRSTS

Hitters

At-Bat
Run
Hit
Double
Triple
Home Run
RBI
Stolen Base
Error

Chuck Klein, 7/6/33
Richie Ashburn, 7/13/48
Chuck Klein, 7/6/33
Jimmy Wilson, 7/8/35
Mike Schmidt, 7/17/79
Johnny Callison, 7/7/64
Pinky Whitney, 7/7/36
Richie Ashburn, 7/13/48
Andy Seminick, 7/12/49

Pitchers

Game
Win
Loss
Hit
Run
Walk
Strikeout

Bucky Walters, 7/7/37
Ken Raffensberger, 7/11/44
Curt Simmons, 7/9/57
Bucky Walters, 7/7/37
Robin Roberts, 7/11/50
Robin Roberts, 7/11/50
Ken Raffensberger, 7/11/44

MVP

Johnny Callison, rf
7/7/64, Shea Stadium

Hit 3-run, game-winning HR
in the bottom of the ninth off
Dick Radatz, 7-4.

HR DERBY PARTICIPANTS

2004 Jim Thome
2005 Bobby Abreu*
2006 Ryan Howard*
2007 Ryan Howard
2008 Chase Utley
2009 Ryan Howard
2018 Rhys Hoskins

*winner

July 13, 1976, Veterans Stadium

AL	1	5	0
NL	7	10	0

ASG MVP George Foster hit a two-run homer to lead the NL to its fifth win in a row. Third-largest crowd (63,974) in ASG history included President Gerald Ford. Five Cincinnati Reds were in the starting lineup. For the first time in Phillies history, they had five players in the game: Greg Luzinski (starter in LF), Dave Cash (2b), Larry Bowa (ss), Bob Boone (c) and Mike Schmidt (3b). Winner: Randy Jones; Loser: Mark Fidrych. An estimated 60 million fans watched the game on ABC TV.

July 9, 1996, Veterans Stadium

AL	0	7	0
NL	6	12	1

NL defeated AL for third straight year with a 6-0 shutout, behind MVP and Norristown native Mike Piazza's monster home run to the left field upper deck and RBI double in the second and third innings, respectively. Biggest ovation from the crowd of 62,670 went to Ozzie Smith, playing in his 15th and final All-Star Game. Winner: John Smoltz; Loser: Charles Nagy. Game was broadcast on NBC TV and CBS Radio.

AWARD WINNERS

NL MOST VALUABLE PLAYER

Chuck Klein (1931)
Chuck Klein (1932)

The Sporting News
Baseball Writers'
Association of America,
TSN

Jim Konstanty (1950)
Mike Schmidt (1980, 1981, 1986)
Ryan Howard (2006)
Jimmy Rollins (2007)

BBWAA
BBWAA
BBWAA
BBWAA

NL CY YOUNG AWARD (BBWAA)

Steve Carlton (1972, 1977, 1980, 1982)
John Denny (1983)
Steve Bedrosian (1987)
Roy Halladay (2010)

NL ROOKIE OF THE YEAR

Jack Sanford, p (1957)
Ed Bouchee, 1b (1957)
Dick Allen, 3b (1964)
Lonnie Smith, of (1980)
Juan Samuel, 2b (1984)
Scott Rolen, 3b (1997)
Ryan Howard, 1b (2005)
J.A. Happ, lhp (2009)

BBWAA
TSN
BBWAA, TSN
TSN
TSN
BBWAA, Players Choice
BBWAA
TSN, Players Choice

ML ROOKIE OF THE YEAR (TSN)

Del Ennis, of (1946)
Richie Ashburn, of (1948)

NL MANAGER OF THE YEAR

Eddie Sawyer (1950)
Gene Mauch (1962)
Gene Mauch (1964)
Danny Ozark (1976)
Jim Fregosi (1993)
Larry Bowa (2001)

AP, UPI
AP, UPI
AP
AP
AP
BBWAA, TSN, ESPN the
Magazine, USA TODAY
Baseball Weekly

ML MANAGER OF THE YEAR (TSN)

Danny Ozark (1976)

ML EXECUTIVE OF THE YEAR (TSN)

Bob Carpenter (1949)
Lee Thomas (1993)

ML PLAYER OF THE YEAR

Robin Roberts, p (1952)
Ryan Howard, 1b (2006)
Roy Halladay, rhp (2010)

TSN
TSN
Baseball America

NL PLAYER OF THE YEAR

Jim Konstanty (1950)
Mike Schmidt (1980, 1986)

UPI
TSN

NL PITCHER OF THE YEAR

Jim Konstanty (1950)
Robin Roberts (1952, 1955)
Steve Carlton (1972, 1977, 1980, 1982)
John Denny (1983)
Steve Bedrosian (1987)

TSN
TSN
TSN
TSN
Baseball America

NL OUTSTANDING PITCHER

Roy Halladay (2010) Players Choice

NL ROOKIE PITCHER OF THE YEAR (TSN)

Jack Sanford (1957)
Ray Culp (1963)

NL COMEBACK PLAYER OF THE YEAR

Eddie Waitkus (1950) AP
Robin Roberts (1958) AP
Jim Bunning (1964) AP
John Denny (1983) TSN, UPI
Mike Lieberthal (2002) TSN, Players Choice
Brad Lidge (2008) MLB

MALE ATHLETE OF THE YEAR (AP)

Jim Konstanty (1950)

PRO ATHLETE OF THE YEAR (TSN)

Roy Halladay (2010)

NL FIREMAN OF THE YEAR (TSN)

Al Holland (1983)
Steve Bedrosian (1987)

NL ROLAIDS RELIEF MAN

Al Holland (1983)
Steve Bedrosian (1987)
Brad Lidge (2008)

DHL DELIVERY MAN OF THE YEAR

Brad Lidge (2008)

PEPSI CLUTCH PERFORMER OF THE YEAR

Roy Halladay (2010)

MARVIN MILLER MAN OF THE YEAR (PLAYERS CHOICE)

Jim Thome (2004)

BABE RUTH AWARD (NY BBWAA)

Tug McGraw (1980)
Cole Hamels (2008)

MOST VALUABLE PLAYER, ALL-STAR GAME (MLB)

Johnny Callison (1964)

MOST VALUABLE PLAYER, NATIONAL LEAGUE CHAMPIONSHIP SERIES

Manny Trillo (1980)
Gary Matthews (1983)
Curt Schilling (1993)
Cole Hamels (2008)
Ryan Howard (2009)

MOST VALUABLE PLAYER, WORLD SERIES

Mike Schmidt (1980) MLB, SPORT Magazine
Cole Hamels (2008) MLB

AWARD WINNERS

NL PLAYER/PITCHER/RELIEVER OF THE MONTH

Player of the Month

June 1973	Greg Luzinski
April 1976	Mike Schmidt
July 1977	Greg Luzinski
July 1979	Mike Schmidt
September 1979	Pete Rose
May 1980	Mike Schmidt
August 1981	Mike Schmidt
September 1981	Gary Matthews
July 1982	Mike Schmidt
April 1989	Von Hayes
May 1994	Lenny Dykstra
September 2003	Jim Thome
June 2004	Jim Thome
May 2005	Bobby Abreu
July 2006	Chase Utley
August 2006	Ryan Howard
September 2006	Ryan Howard
April 2008	Chase Utley
September 2008	Ryan Howard
August 2009	Ryan Howard
May 2013	Dominic Brown

Pitcher of the Month

June 1964	Jim Bunning
September 1977	Larry Christenson
May 1980	Steve Carlton
September 1980	Marty Bystrom
May 1982	Dick Ruthven
September 1983	John Denny
August 1985	Shane Rawley
May 1987	Steve Bedrosian
August 1991	Mitch Williams
May 1993	Tommy Greene
June 1994	Bobby Munoz
May 1995	Heathcliff Slocumb
August 1995	Sid Fernandez
May 1999	Curt Schilling
July 2010	Roy Halladay
June 2011	Cliff Lee
August 2011	Cliff Lee

Reliever of the Month

August 2018	Héctor Neris
-------------	--------------

ALL-MLB TEAM

2019	J.T. Realmuto, c, first team
2020	J.T. Realmuto, c, second team

NL PLAYER/PITCHER OF THE WEEK

1973	Wayne Twitchell	1993	John Kruk
1974	Dave Cash		Tommy Greene
	Larry Bowa	1994	Danny Jackson
1976	Mike Schmidt		Lenny Dykstra
	Dave Cash	1998	Paul Byrd
	Jay Johnstone	1999	Mike Lieberthal
1977	Greg Luzinski (twice)	2001	Bobby Abreu
	Steve Carlton		Scott Rolan
1978	Larry Christenson		Jose Mesa
	Garry Maddox	2003	Kevin Millwood
1979	Steve Carlton		Jim Thome
	Bob Boone	2004	Jim Thome
	Pete Rose (twice)		Bobby Abreu
1980	Steve Carlton	2005	Pat Burrell (twice)
	Pete Rose		Bobby Abreu
	Bake McBride		Chase Utley
	Mike Schmidt		Jimmy Rollins
1982	Gary Matthews	2006	Chase Utley (twice)
1983	Joe Morgan		Ryan Howard
1984	Mike Schmidt	2007	Ryan Howard (twice)
	Von Hayes		Jimmy Rollins
1985	Juan Samuel		Chase Utley
1986	Von Hayes (3 times)	2008	Chase Utley
	Mike Schmidt	2009	Ryan Howard (twice)
	Kent Tekulve		Raúl Ibañez
1987	Mike Schmidt		Jayson Werth
	Steve Bedrosian	2010	Roy Halladay (twice)
	Von Hayes		Ryan Howard
1990	Lenny Dykstra		Jayson Werth
	Terry Mulholland	2011	Raúl Ibañez
1991	Tommy Greene	2012	Cole Hamels
	Wes Chamberlain	2013	Dominic Brown (twice)
	Mitch Williams	2014	Carlos Ruiz
	John Kruk	2015	Cole Hamels
1992	Dave Hollins	2019	Jay Bruce
	John Kruk		
	Tommy Greene		

NL ROOKIE OF THE MONTH

September 2005	Ryan Howard
June 2015	Maikel Franco
August 2017	Rhys Hoskins

PEPSI CLUTCH PERFORMER OF THE MONTH

September 2008	Ryan Howard
----------------	-------------

MLB DELIVERY MAN OF THE MONTH

April 2012	Jonathan Papelbon
------------	-------------------

SILVER SLUGGER AWARD WINNERS

1980	Manny Trillo, 2b	1984	Mike Schmidt, 3b	2006	Ryan Howard, 1b
	Mike Schmidt, 3b	1986	Mike Schmidt, 3b		Chase Utley, 2b
1981	Pete Rose, 1b	1987	Juan Samuel, 2b	2007	Jimmy Rollins, ss
	Manny Trillo, 2b	1992	Darren Daulton, c		Chase Utley, 2b
	Mike Schmidt, 3b	1993	Lenny Dykstra, of	2008	Chase Utley, 2b
1982	Mike Schmidt, 3b	2004	Bobby Abreu, of	2009	Chase Utley, 2b
1983	Mike Schmidt, 3b			2019	J.T. Realmuto, c

AWARDS

RAWLINGS GOLD GLOVE AWARD® WINNERS

1963	Bobby Wine, ss	1979	Garry Maddox, of	1998	Scott Rolen, 3b
1964	Bobby Shantz, p Ruben Amaro, ss		Mike Schmidt, 3b Bob Boone, c	1999	Mike Lieberthal, c
1966	Bill White, 1b		Manny Trillo, 2b	2000	Scott Rolen, 3b
1972	Larry Bowa, ss	1980	Garry Maddox, of	2001	Scott Rolen, 3b
1975	Garry Maddox, of		Mike Schmidt, 3b	2005	Bobby Abreu, of
1976	Garry Maddox, of Mike Schmidt, 3b Jim Kaat, p	1981	Garry Maddox, of	2007	Jimmy Rollins, ss
1977	Garry Maddox, of Mike Schmidt, 3b Jim Kaat, p		Mike Schmidt, 3b Manny Trillo, 2b	2008	Aaron Rowand, of Jimmy Rollins, ss
1978	Garry Maddox, of Mike Schmidt, 3b Larry Bowa, ss Bob Boone, c	1982	Steve Carlton, p Garry Maddox, of Mike Schmidt, 3b	2009	Shane Victorino, of Jimmy Rollins, ss
			Manny Trillo, 2b	2010	Shane Victorino, of
		1983	Mike Schmidt, 3b	2011	Shane Victorino, of
		1984	Mike Schmidt, 3b	2012	Placido Polanco, 3b
		1986	Mike Schmidt, 3b	2019	Jimmy Rollins, ss J.T. Realmuto, c



CENTENNIAL TEAM

In 1983 the Phillies conducted balloting for the Greatest Phillies Team and Greatest Player Ever. Mike Schmidt collected 19,767 votes to be named Greatest Phillies Player.

Bob Boone (c)	Del Ennis (of)
Pete Rose (1b)	Robin Roberts (starting rhp)
Manny Trillo (2b)	Steve Carlton (starting lhp)
Mike Schmidt (3b)	Jim Konstanty (rh reliever)
Larry Bowa (ss)	Tug McGraw (lh reliever)
Richie Ashburn (of)	Dallas Green (manager)
Garry Maddox (of)	



ALL-VET TEAM

To commemorate the 33rd and final season of Veterans Stadium, the Phillies asked fans to select the All-Vet Team through online voting. Results were announced on September 27, 2003, prior to the second-to-last game in Vet history.

Darren Daulton (c)	Garry Maddox (cf)
John Kruk (1b)	Bobby Abreu (rf)
Juan Samuel (2b)	Steve Carlton (starting lhp)
Mike Schmidt (3b)	Curt Schilling (starting rhp)
Larry Bowa (ss)	Tug McGraw (relief pitcher)
Greg Luzinski (lf)	Dallas Green (manager)

ROBERTO CLEMENTE AWARD

Since 1971, Major League Baseball has annually presented an award that recognizes a player who best exemplifies the game of baseball through sportsmanship, community involvement and positive contributions to his team.

In 1973, following the tragic death of Roberto Clemente, the award was named to honor the man whose spirit and goodwill will always be remembered. The 12-time All-Star and Hall of Famer was killed in a plane crash in 1972 delivering food and medical supplies to earthquake victims of Nicaragua. The award recognizes those individuals who truly understand the value of helping others.

A panel of baseball dignitaries, including Commissioner Rob Manfred and until 2019 the late Vera Clemente, annually selects the winner from a list of 30 candidates, one from each Major League Baseball Club. Winners from each club are announced in September during Roberto Clemente Day. The winner of the national Roberto Clemente Award is announced during a pre-game ceremony at the World Series. **Greg Luzinski** received the award in 1978, **Garry Maddox** in 1986, and **Jimmy Rollins** shared the honor in 2014 with Paul Konerko. Other past winners include Jamie Moyer, Jim Thome, Curt Schilling, Al Leiter, Tony Gwynn, Willie Mays, Ozzie Smith, Cal Ripken Jr. and Andrew McCutchen.

AWARDS

PAUL OWENS AWARD



Since 1986 the Phillies have honored the top player and pitcher in their minor league system. The award is named in honor of Paul Owens, who passed away in December 2003 after spending 48 years in the Phillies organization as a scout, farm director, general manager, manager and senior advisor.

Year	Player	Pitcher	Year	Player	Pitcher
1986	Ron Jones (of)	Marvin Freeman (rhp)	2003	Ryan Howard (1b)	Cole Hamels (lhp)
1987	Ricky Jordan (1b)	Todd Frohwirth (rhp)	2004	Ryan Howard (1b)	Scott Mitchinson (rhp)
1988	Jim Vatcher (of)	Andy Carter (lhp)	2005	Chris Roberson (of)	Robinson Tejeda (rhp)
1989	Mickey Morandini (2b)	Jason Grimsley (rhp)	2006	Michael Bourn (of)	Carlos Carrasco (rhp)
1990	Jeff Grotewold (c)	Andy Ashby (rhp)	2007	Quintin Berry (of)	Mike Zagurski (lhp)
1991	Kim Batiste (ss)	Toby Borland (rhp)	2008	Lou Marson (c)	J.A. Happ (lhp)
1992	Mike Lieberthal (c)	Paul Fletcher (rhp)	2009	Michael Taylor (of)	Kyle Drabek (rhp)
1993	Phil Geisler (of)	Ricky Bottalico (rhp)	2010	Domonic Brown (of)	Scott Mathieson (rhp)
1994	Gene Schall (1b)	Ron Blazier (rhp)	2011	Freddy Galvis (ss)	Trevor May (rhp)
1995	Dave Doster (2b)	Rich Hunter (rhp)	2012	Darin Ruf (of/1b)	Tyler Cloyd (rhp)
	Wendell Magee (of)		2013	Maikel Franco (3b)	Severino Gonzalez (rhp)
1996	Scott Rolen (3b)	Matt Beech (lhp)	2014	J.P. Crawford (ss)	Luis Garcia (rhp)
1997	Jeff Key (of)	Ryan Brannan (rhp)	2015	Andrew Knapp (c)	Ricardo Pinto (rhp)
	Jimmy Rollins (ss)		2016	Dylan Cozens (of)	Ben Lively (rhp)
1998	Marlon Anderson (2b)	Carlton Loewer (rhp)		Rhys Hoskins (1b)	
1999	Pat Burrell (of/1b)	Adam Eaton (rhp)	2017	Scott Kingery (2b)	Tom Eshelman (rhp)
2000	Marlon Byrd (of)	Brandon Duckworth (rhp)	2018	Austin Listi (1b/of)	David Parkinson (lhp)
2001	Marlon Byrd (of)	Brandon Duckworth (rhp)	2019	Alec Bohm (3b)	Ethan Lindow (lhp)
2002	Chase Utley (3b)	Ryan Madson (rhp)	2020	Awards not given	

BILL GILES AND LARRY ROJAS AWARDS




Bill Giles

Two awards were established in 1999 to honor minor league players who share the same attributes as the awards' namesakes: a love and respect for the game of baseball, an outstanding work ethic and pride in being a member of the Phillies organization.

Bill Giles climbed the baseball ladder from the minors to the majors, working in numerous executive capacities with the Astros and Phillies until getting a group together to purchase the Phillies in 1981. He was president and general partner until 1997 when he became chairman and then was named chairman emeritus in 2015.

Larry Rojas was born in Cuba and played minor league baseball in the Phillies organization. He also served as a minor league coach and manager, spring training coordinator, scout and liaison for the Hispanic players in the system before his death in 2007.



Larry Rojas

Bill Giles Award Winner

1999	Gary Burnham
2000	Marlon Byrd
2001	Nate Espy
2002	Taylor Buchholz
2003	Ryan Howard
2004	Jake Blalock
2005	Michael Bourn
2006	Cooper Osteen
2007	Dominic Brown
2008	Jason Donald
2009	Vance Worley
2010	Jarred Cosart
2011	Troy Hanzawa
2012	Tim Kennelly
2013	Jesse Biddle
2014	Justin Parr
2015	Andrew Knapp
2016	Roman Quinn
2017	Cole Stobbe
2018	Adam Haseley
2019	Jimmy Smith
2020	Awards not given

Larry Rojas Award Winner

Alejandro Fajardo
Anderson Machado
Juan Richardson
Elizardo Ramirez
Edgar Cruz
Kelvin Pichardo
Carlos Carrasco
Fidel Hernandez
Jesus Sanchez
Freddy Galvis
Arlon Quiroz
Sebastian Valle
Francisco Diaz
Maikel Franco
Edgar Duran
Gabriel Lino
Grenny Cumana
Angelo Mora
Sixto Sánchez
Simón Muzziotti
Rafael Marchán

AWARDS

JOHN VUKOVICH AWARD



Started in 2007, the John Vukovich Award is presented annually to an instructor in the Phillies organization who embodies the characteristics of the award's namesake: loyalty, dedication, competitiveness, knowledge, honesty and a terrific work ethic.

"Vuk" took great pride in wearing a baseball uniform and playing the game the right way. His dedication to the game and the Phillies was endless.

He spent 30 of his 41 years in baseball as a member of the Phillies organization. With 17 years on the coaching staff, he is the longest tenured coach in team history and one of the most respected persons to ever wear a Phillies uniform.

- 2007** Ramon Henderson, major league bullpen coach
- 2008** Bill Dancy, minor league field coordinator
- 2009** Roly deArmas, minor league manager
- 2010** Mike Compton, minor league field coordinator
- 2011** Greg Legg, minor league coach
- 2012** Carlos Arroyo, rehab pitching coach
- 2013** Manny Amador, minor league manager
- 2014** Sal Rende, minor league hitting coach
- 2015** Steve Schrenk, minor league pitching coach
- 2016** Larry Bowa, major league bench coach
- 2017** Doug Mansolino, minor league field coordinator
- 2018** Rafael DeLima, minor league hitting coach
- 2019** Ernie Whitt, minor league catching coordinator
- 2020** Award not given

DALLAS GREEN AWARD



To honor the accomplishments of Dallas Green, a longtime fixture in the Phillies organization, the club established the Dallas Green Scout of the Year Award in 2011. This annual award is presented to the amateur or professional scout who best exemplifies the Phillies' standard for scouting while demonstrating the same loyalty, work ethic, dedication and passion as the award's namesake. It also recognizes the scout's ability to judge not only a player's talent, but also his character and heart.

Over his distinguished career, which encompassed 62 years in baseball, including 46 with the Phillies, Green served in almost every capacity in the game, including player, scout, manager, general manager, senior advisor and club executive.

- 2011** Dick Lawlor
- 2012** Bill Harper
- 2013** Eddie Bockman
- 2014** Gordon Lakey
- 2015** Sal Agostinelli
- 2016** Roy Tanner
- 2017** Joey Davis
- 2018** Jesús Méndez
- 2019** Mike Stauffer
- 2020** Award not given

RICHIE ASHBURN & DAVID MONTGOMERY SPECIAL ACHIEVEMENT AWARD



Richie Ashburn

Established in 1998 in honor of the memory of Richie Ashburn, who spent nearly 50 years with the Phillies, the award is given annually to a member of the Phillies organization who has demonstrated the same loyalty, dedication and passion for the game as the award's namesake. In 2018, the award was renamed the Richie Ashburn & David Montgomery Special Achievement Award. Montgomery, who passed away in May 2019, embodied the spirit of the award over his accomplished 49-year Phillies career.



David Montgomery

- 1998** Pete Cera, assistant major league clubhouse manager
- 1999** Paul Owens, senior advisor to the general manager
- 2000** Ray Krise, former ticket manager
- 2001** Eddie Ferez, former traveling secretary
- 2002** Maje McDonnell, community relations representative
- 2003** Larry Shenk, vice president, public relations
- 2004** Christine Long, director, entertainment
- 2005** Mike DiMuzio, director, ballpark operations
- 2006** Kathy Killian, director, group sales
- 2007** Kurt Funk, director, events
- 2008** Richard Deats, vice president, Phillies Enterprises
- 2009** "Video" Dan Stephenson, manager, video production
- 2010** Dan Goroff, director, ticket department
- 2011** Jerry Clothier, senior vice president, business and finance
- 2012** Rob Holiday, assistant director, scouting
- 2013** Bettyanne Robb, administrator
- 2014** Chris Wheeler, club ambassador
- 2015** James Rodriguez, ballpark operations
- 2016** Michael Stiles, executive vice president, chief operating officer
- 2017** Chris Pohl, director, ticket technology and development
- 2018** Lee McDaniel, director, minor league operations
- 2019** Dickie Noles, employee assistance professional
- 2020** Tom Burgoyne, Phillie Phanatic

WALL OF FAME



The tradition of honoring alumni of both the Phillies and the Philadelphia Athletics began in 1978 at Veterans Stadium in a 200 Level display originally called the Philadelphia Baseball Hall of Fame. Former Phillies continue to be honored at Citizens Bank Park in the Wall of Fame display located in the Left Field Plaza behind the scoreboard building. Toyota is the sponsor of the Wall of Fame.

Phillies executives, players, managers and coaches with four or more years of service are eligible.

With rare exception, all candidates must be retired for three years before they can be eligible for the ballot. Consideration is given to longevity, ability, character, and contributions to the Phillies and baseball, plus special achievements.

ENSHRINED PHILLIES

Robin Roberts (1978)	Gavvy Cravath (2000)
Richie Ashburn (1979)	Garry Maddox (2001)
Chuck Klein (1980)	Tony Taylor (2002)
Grover Alexander (1981)	Sherry Magee (2003)
Del Ennis (1982)	Billy Hamilton (2004)
Jim Bunning (1984)	Bob Boone (2005)
Ed Delahanty (1985)	Dallas Green (2006)
Cy Williams (1986)	John Vukovich (2007)
Granny Hamner (1987)	Juan Samuel (2008)
Paul Owens (1988)	Harry Kalas (2009)
Steve Carlton (1989)	Darren Daulton (2010)
Mike Schmidt (1990)	John Kruk (2011)
Larry Bowa (1991)	Mike Lieberthal (2012)
Chris Short (1992)	Curt Schilling (2013)
Curt Simmons (1993)	Charlie Manuel (2014)
Dick Allen (1994)	Pat Burrell (2015)
Willie Jones (1995)	Jim Thome (2016)
Sam Thompson (1996)	Pat Gillick (2018)
Johnny Callison (1997)	Roy Halladay (2018)
Greg Luzinski (1998)	Bobby Abreu (2019)
Tug McGraw (1999)	Manny Trillo (2020)



AWARDS

REMEMBERING THE A'S

From 1978 through the final year of the Vet, 2003, members of the A's were also selected yearly. The A's were a member of the American League in Philadelphia from 1901 through the 1954 season when the franchise was moved to Kansas City.

A total of 25 former A's were part of the Philadelphia Baseball Hall of Fame, starting with Connie Mack, their longtime manager/owner who was inducted posthumously in 1978.

A large statue of Connie Mack once stood at Connie Mack Stadium on the south side of Lehigh Avenue. During the 1971 inaugural season at Veterans Stadium, the Phillies relocated the statue to the corner of Broad Street and Pattison Avenue. The Phillies moved it again during the final construction stages of Citizens Bank Park in March of 2004.

Mack's statue is located on the west side of Citizens Bank Way. Names of the 25 A's players who were honored at the Vet's Hall of Fame display have been added to Mack's statue so that fans will forever remember the A's.

Connie Mack (1978)	Wally Moses (1988)	Ed Rommel (1996)
Jimmie Foxx (1979)	Bob Johnson (1989)	Ferris Fain (1997)
Lefty Grove (1980)	Elmer Valo (1990)	Bing Miller (1998)
Al Simmons (1981)	Chief Bender (1991)	Sam Chapman (1999)
Mickey Cochrane (1982)	Jack Coombs (1992)	George Earnshaw (2000)
Jimmy Dykes (1984)	Frank Baker (1993)	Gus Zernial (2001)
Eddie Plank (1985)	Bobby Shantz (1994)	Rube Walberg (2002)
Rube Waddell (1986)	Eddie Joost (1995)	Rube Oldring (2003)
Eddie Collins (1987)		

NATIONAL BASEBALL HALL OF FAMERS

Players	Years with Phillies	In HOF	Pitchers	Years with Phillies	In HOF
Sparky Anderson	1959	2000	Grover Alexander	1911-17	1938
Richie Ashburn	1948-59	1995	Chief Bender	1916-17	1953
Dave Bancroft	1915-20	1971	Jim Bunning	1964-67; 1970-71	1996
Dan Brouthers	1896	1945	Steve Carlton	1972-86	1994
Roger Connor	1892	1976	Roy Halladay	2010-13	2019
Ed Delahanty	1888-89; 1891-1901	1945	Ferguson Jenkins	1965-66	1991
Hugh Duffy*	1904-06	1945	Tim Keefe	1891-93	1964
Johnny Evers	1917	1946	Pedro Martinez	2009	2015
Elmer Flick	1898-1901	1963	Kid Nichols	1905-06	1949
Jimmie Foxx	1945	1951	Eppa Rixey	1912-17; 1919-20	1963
Billy Hamilton	1890-95	1961	Robin Roberts	1948-61	1976
Hughie Jennings	1901-02	1945			
Chuck Klein	1928-33; 1936-44	1980	Managers	Years with Phillies	In HOF
Nap Lajoie	1896-1900	1937	Bucky Harris	1943	1975
Tommy McCarthy	1886-87	1946	Harry Wright	1884-93	1953
Joe Morgan	1983	1990			
Tony Perez	1983	2000	Executives	Years with Phillies	In HOF
Ryne Sandberg**	1981; 2013-15	2005	Pat Gillick	2005-current	2011
Mike Schmidt	1972-89	1995	Herb Pennock	1943-48	1948
Casey Stengel	1920-21	1966			
Jim Thome	2003-05; 2012	2018			
Sam Thompson	1889-98	1974			
Lloyd Waner	1942	1967			
Hack Wilson	1934	1979			

*Player-Manager
**Player and Manager

FORD C. FRICK AWARD

The Ford C. Frick Award is presented annually to a broadcaster for "major contributions to baseball." The award, named after the late broadcaster and National League President, has been presented annually since 1978. Each award recipient is presented with a certificate during the Hall of Fame Induction Ceremony and is recognized in the "Scribes & Mikemen" exhibit in the Library of the National Baseball Hall of Fame. Longtime Phillies broadcaster **By Saam** received the award in 1990 and was joined in 2002 by his former broadcast partner, **Harry Kalas**. Other former Phillies broadcasters to be honored include **Chuck Thompson** (1993), **Herb Carneal** (1996) and **Tim McCarver** (2012).

BBWAA CAREER EXCELLENCE AWARD

The Philadelphia media are also represented in the Baseball Hall of Fame in Cooperstown, N.Y. The BBWAA Career Excellence Award has been voted upon annually by the Baseball Writers' Association of America since 1962 and honors a baseball writer (or writers) "for meritorious contributions to baseball writing." **Charles Dryden**, who wrote for *The North American* at the turn of the century, was honored in 1965 and legendary sportswriter **Red Smith**, who early in his career worked for *The Philadelphia Record*, won in 1976. Other winners include former *Philadelphia Inquirer* writers **James Isaming** (1974), **Allen Lewis** (1981), **Claire Smith** (2017) and **Jayson Stark** (2019); **Ray Kelly** of the *Philadelphia Bulletin* (1988); **Bus Saidt** from *The Trentonian* and *Trenton Times* (1992); **Bill Conlin** from the *Philadelphia Daily News* (2011); and **Paul Hagen** (2013), who wrote for the *Daily News* for 25 years before joining MLB.com.

BBWAA AWARDS

In 2004, the Philadelphia Chapter of the Baseball Writers' Association of America introduced four awards that were presented to Phillies players at the end of every season. A fifth award was added in 2014, the Charlie Manuel Award for Service and Passion to Baseball, given to former broadcaster and club ambassador Chris Wheeler. The awards were discontinued in 2015.

Tug McGraw True Pro Award	Dallas Green Special Achievement Award	Steve Carlton Most Valuable Pitcher Award	Mike Schmidt Most Valuable Player Award
2004 Amaury Telemaco	2004 John Vukovich	2004 Ryan Madson	2004 Bobby Abreu
2005 Billy Wagner	2005 Maje McDonnell	2005 Billy Wagner	2005 Pat Burrell and Chase Utley
2006 Mike Lieberthal	2006 Chris Coste	2006 Tom Gordon	2006 Ryan Howard
2007 Aaron Rowand	2007 Larry Shenk	2007 Cole Hamels	2007 Jimmy Rollins
2008 Greg Dobbs	2008 Jamie Moyer	2008 Cole Hamels	2008 Brad Lidge
2009 Brad Lidge	2009 Jamie Moyer	2009 J.A. Happ	2009 Ryan Howard
2010 Shane Victorino	2010 Roy Halladay	2010 Roy Halladay	2010 Ryan Howard
2011 Raúl Ibañez	2011 Charlie Manuel	2011 Cliff Lee	2011 Shane Victorino
2012 Juan Pierre	2012 Jimmy Rollins	2012 Cole Hamels	2012 Carlos Ruiz
2013 Kevin Frandsen	2013 Charlie Manuel	2013 Cliff Lee	2013 Domonic Brown
2014 Ryan Howard	2014 Jimmy Rollins	2014 Cole Hamels	2014 Marlon Byrd

HITTING



PHILLIES CAREER BATTING TOP 10

GAMES

Schmidt	2,404
Rollins (SW)	2,090
Ashburn (LH)	1,794
Bowa (SW)	1,739
Taylor	1,669
Ennis	1,630
Howard (LH)	1,572
Utley (LH)	1,551
Delahanty	1,544
Magee	1,521

AT-BATS

Rollins (SW)	8,628
Schmidt	8,352
Ashburn (LH)	7,122
Bowa (SW)	6,815
Delahanty	6,352
Ennis	6,327
Taylor	5,799
Hamner	5,771
Utley (LH)	5,748
Howard (LH)	5,707

RUNS

Schmidt	1,506
Delahanty	1,365
Rollins (SW)	1,325
Ashburn (LH)	1,114
Klein (LH)	962
Utley (LH)	949
S. Thompson (LH)	928
R. Thomas (LH)	923
Magee	898
Abreu (LH)	891

HITS

Rollins (SW)	2,306
Schmidt	2,234
Ashburn (LH)	2,217
Delahanty	2,211
Ennis	1,812
Bowa (SW)	1,798
Klein (LH)	1,705
Magee	1,647
Utley (LH)	1,623
C. Williams (LH)	1,553

RBI

(since 1920*)

Schmidt	1,595
Howard (LH)	1,194
Ennis	1,124
Klein (LH)	983
Utley (LH)	916
Rollins (SW)	887
Burrell	827
Abreu (LH)	814
Luzinski	811
W. Jones	753

SINGLES

Ashburn (LH)	1,811
Delahanty	1,541
Rollins (SW)	1,500
Bowa (SW)	1,498
R. Thomas (LH)	1,235
Schmidt	1,219
Ennis	1,178
Taylor	1,178
Magee	1,108
Hamner	1,083

DOUBLES

Rollins (SW)	479
Delahanty	432
Schmidt	408
Abreu (LH)	348
Utley (LH)	346
Magee	337
Klein (LH)	336
Ennis	310
Ashburn (LH)	287
Howard (LH)	277

TRIPLES

Delahanty	151
Magee	127
Rollins (SW)	111
S. Thompson (LH)	103
Ashburn (LH)	97
Callison (LH)	84
Bowa (SW)	81
Cravath	72
Samuel	71
Ennis	65

HOME RUNS

Schmidt	548
Howard (LH)	382
Ennis	259
Burrell	251
Klein (LH)	243
Utley (LH)	233
Luzinski	223
C. Williams (LH)	217
Rollins (SW)	216
D. Allen	204

TOTAL BASES

Schmidt	4,404
Rollins (SW)	3,655
Delahanty	3,206
Ennis	3,029
Howard (LH)	2,940
Klein (LH)	2,898
Utley (LH)	2,766
Ashburn (LH)	2,764
C. Williams (LH)	2,539
Abreu (LH)	2,491

EXTRA-BASE HITS

Schmidt	1,015
Rollins (SW)	806
Howard (LH)	680
Delahanty	670
Klein (LH)	643
Ennis	634
Utley (LH)	628
Abreu (LH)	585
Magee	539
Callison (LH)	534

WALKS

Schmidt	1,507
Ashburn (LH)	948
Abreu (LH)	947
Thomas (LH)	946
Burrell	785
Rollins (SW)	753
Howard (LH)	709
W. Jones	694
Delahanty	643
Utley (LH)	625

INTENTIONAL WALKS

(since 1955*)

Schmidt	201
Howard (LH)	154
Abreu (LH)	94
D. Allen	81
Boone	77
V. Hayes (LH)	74
Luzinski	74
Dalrymple (LH)	73
Ruiz	62
Utley (LH)	59

STRIKEOUTS

Schmidt	1,883
Howard (LH)	1,843
Burrell	1,273
Rollins (SW)	1,145
Luzinski	1,098
Abreu (LH)	1,078
D. Allen	1,023
Utley (LH)	958
Callison (LH)	854
Samuel	825

SACRIFICE FLIES

(since 1954^)

Schmidt	108
Utley (LH)	67
Howard (LH)	55
Abreu (LH)	54
Klein (LH)	53
Maddox	51
Rollins (SW)	51
Boone	43
V. Hayes (LH)	43
Lieberthal	43

STOLEN BASES

(since 1898^)

Hamilton	508
Rollins	453
Delahanty	438
Magee	385
Bowa	288
Fogarty	259
Abreu	254
Samuel	249
R. Thomas	228
V. Hayes	202

HIT BY PITCH

Utley	173
Lieberthal	88
Delahanty	80
Schmidt	79
Magee	78
Titus	78
Ruiz	73
R. Thomas	66
Luzinski	61
Taylor	60

BATTING AVG

(since 1900; min. 3,000 PA)

Hamilton (LH)	362
Delahanty	348
S. Thompson	335
Klein (LH)	326
Ashburn (LH)	311
Kruk (LH)	309
Whitney	307
C. Williams (LH)	306
Abreu (LH)	303
Hurst (LH)	303

ON-BASE PCT

(since 1900; min. 3,000 PA)

Hamilton (LH)	469
R. Thomas (LH)	421
Abreu (LH)	416
Delahanty	415
Kruk (LH)	400
Ashburn (LH)	394
S. Thompson	390
Dykstra (LH)	388
Klein (LH)	382
Hurst (LH)	382

SLUGGING PCT

(since 1900; min. 3,000 PA)

Klein (LH)	553
D. Allen	530
Schmidt	527
Howard (LH)	515
Abreu	513
Delahanty	505
S. Thompson (LH)	505
Rolen	504
C. Williams (LH)	500
Cravath	490

* First year as an official stat

^ Year modern rule came into use

PHILLIES SEASON BATTING TOP 10

GAMES

Rose, 1979	163
D. Allen, 1964	162
Callison, 1964	162
Bowa, 1974	162
Cash, 1974	162
Schmidt, 1974	162
Cash, 1975	162
Rose, 1980	162
Matthews, 1982	162
Rose, 1982	162
Abreu, 2001	162
Abreu, 2005	162
Rollins, 2007	162
Howard, 2008	162
Galvis, 2017	162

AT-BATS

Rollins, 2007	716
Samuel, 1984	701
Cash, 1975	699
Rollins, 2006	689
Cash, 1974	687
Glanville, 1998	678
Rollins, 2005	677
Rollins, 2009	672
Bowa, 1974	669
Cash, 1976	666

RUNS

Hamilton, 1894	196
Hamilton, 1895	166
Klein, 1930	158
O'Doul, 1929	152
Klein, 1932	152
Delahanty, 1894	149
Delahanty, 1895	148
Delahanty, 1893	145
Dykstra, 1993	143
Hamilton, 1891	142

HITS

O'Doul, 1929	254
Klein, 1930	250
Delahanty, 1899	234
Klein, 1932	226
Hamilton, 1894	223
Klein, 1933	223
Ashburn, 1951	221
S. Thompson, 1893	220
Klein, 1929	219
Delahanty, 1893	218

RBI

(since 1920*)

Klein, 1930	170
Howard, 2006	149
Howard, 2008	146
Klein, 1929	145
Hurst, 1932	143
Howard, 2009	141
Klein, 1932	137
Howard, 2007	136
Thome, 2003	131
Luzinski, 1977	130

SINGLES

O'Doul, 1929	181
Ashburn, 1951	181
Hamilton, 1894	179
Ashburn, 1958	176
Hamilton, 1895	171
Ashburn, 1953	169
Cash, 1974	167
Cash, 1975	166
R. Thomas, 1899	162
Fullis, 1933	162
Cash, 1976	162
Revere, 2014	162

DOUBLES

Klein, 1930	59
Delahanty, 1899	56
Klein, 1932	50
Abreu, 2002	50
Delahanty, 1895	49
Bartell, 1932	48
Abreu, 2001	48
Utley, 2007	48
Abreu, 2004	47
E. Allen, 1935	46
V. Hayes, 1986	46
Werth, 2010	46

TRIPLES

S. Thompson, 1894	27
Lajoie, 1897	25
Delahanty, 1892	21
S. Thompson, 1895	21
Rollins, 2007	20
Wood, 1887	19
Samuel, 1984	19
Delahanty, 1893	18
Fogarty, 1889	17
Delahanty, 1896	17
Flick, 1901	17
Magee, 1905	17
Magee, 1910	17

HOME RUNS

Howard, 2006	58
Schmidt, 1980	48
Howard, 2008	48
Thome, 2003	47
Howard, 2007	47
Schmidt, 1979	45
Howard, 2009	45
Klein, 1929	43
Thome, 2004	42
C. Williams, 1923	41

TOTAL BASES

Klein, 1930	445
Klein, 1932	420
Klein, 1929	405
O'Doul, 1929	397
Howard, 2006	383
Rollins, 2007	380
Klein, 1933	365
D. Allen, 1964	352
Howard, 2009	352
S. Thompson, 1895	350

EXTRA-BASE HITS

Klein, 1930	107
Klein, 1932	103
Klein, 1929	94
Rollins, 2007	88
Howard, 2009	86
S. Thompson, 1895	84
Howard, 2006	84
Abreu, 2001	83
Schmidt, 1980	81
D. Allen, 1964	80
Samuel, 1987	80
Rolen, 1998	80
Thome, 2003	80

WALKS

Dykstra, 1993	129
Schmidt, 1983	128
Abreu, 2004	127
Hamilton, 1894	126
Ashburn, 1954	125
V. Hayes, 1987	121
Schmidt, 1979	120
Daulton, 1993	117
Abreu, 2005	117
Connor, 1892	116
Camilli, 1936	116
HOSKINS, 2019	116

INTENTIONAL WALKS

(since 1955*)

Howard, 2006	37
Howard, 2007	35
Thome, 2004	26
Schmidt, 1986	25
Sizemore, 1977	21
Franco, 2019	19
D. Allen, 1967	18
Schmidt, 1981	18
DeJesus, 1983	18
Five tied with	17

STRIKEOUTS

Howard, 2007	199
Howard, 2008	199
Howard, 2014	190
Howard, 2009	186
Byrd, 2014	185
Thome, 2003	182
Howard, 2006	181
Schmidt, 1975	180
HARPER, 2019	178
HOSKINS, 2019	173

SACRIFICE FLIES

(since 1954*)

Montanez, 1971	13
Schmidt, 1980	13
Rolen, 2001	12
Ennis, 1954	11
Demeter, 1962	11
Luzinski, 1976	11
V. Hayes, 1990	10
Brogna, 1998	10
17 tied with	9

STOLEN BASES

(since 1898^)

Samuel, 1984	72
Delahanty, 1898	58
Magee, 1906	53
Samuel, 1985	53
Magee, 1910	49
Revere, 2014	49
Magee, 1905	48
V. Hayes, 1984	48
Rollins, 2008	47
Magee, 1907	46
M. Thompson, 1897	46
Rollins, 2001	46

HIT BY PITCH

Utley, 2008	27
Utley, 2007	25
Utley, 2009	24
Hollins, 1992	19
Rowand, 2007	19
Rowand, 2006	18
Utley, 2010	18
R. Thomas, 1899	17
Flick, 1900	16
Titus, 1909	16
Bradley, 1988	16
Ruiz, 2012	16

BATTING AVG

(since 1900; min. 400 PA)

O'Doul, 1929	.398
Klein, 1930	.386
O'Doul, 1930	.383
Flick, 1900	.378
Walker, 1947	.371
Klein, 1933	.368
Delahanty, 1901	.357
Klein, 1929	.356
Ashburn, 1958	.350
G. Harper, 1925	.349
Davis, 1933	.349

ON-BASE PCT

(since 1900; min. 400 PA)

O'Doul, 1929	.466
R. Thomas, 1903	.453
O'Doul, 1930	.453
Flick, 1900	.451
R. Thomas, 1900	.451
Ashburn, 1955	.449
Camilli, 1937	.446
Abreu, 1999	.446
Magee, 1910	.445
Walker, 1947	.443

SLUGGING PCT

(since 1900; min. 400 PA)

Klein, 1930	.687
Howard, 2006	.659
Klein, 1929	.657
Klein, 1932	.646
Schmidt, 1981	.644
D. Allen, 1966	.632
Schmidt, 1980	.624
O'Doul, 1929	.622
O'Doul, 1930	.604
Klein, 1933	.602

* First year as an official stat

^ Year modern rule came into use

DOUBLE FIGURES

QUADRUPLE-DOUBLE

(10 OR MORE 2B, 3B, HR, SB IN A SEASON)

Player	Year	2B	3B	HR	SB
George Wood	1887	22	19	14	19
Roger Connor	1892	37	11	12	22
Ed Delahanty	1893	35	18	19	37
Sam Thompson	1893	37	13	11	18
Sam Thompson	1894	29	27	13	29
Ed Delahanty	1895	49	10	11	46
Sam Thompson	1895	45	21	18	27
Ed Delahanty	1896	44	17	13	37
Elmer Flick	1900	33	16	11	35
Gavvy Cravath	1913	34	14	19	10
Sherry Magee	1914	39	11	15	25
Cy Williams	1920	36	10	15	18
Curt Walker	1922	36	11	12	11
Chuck Klein	1932	50	15	38	20
Johnny Callison	1962	26	10	23	10
Dick Allen	1965	31	14	20	15
Dick Allen	1966	25	10	40	10
Dick Allen	1967	31	10	23	20
Garry Maddox	1977	27	10	14	22
Mike Schmidt	1977	27	11	38	15
Bake McBride	1979	16	12	12	25
Juan Samuel	1984	36	19	15	72
Juan Samuel	1985	31	13	19	53
Juan Samuel	1986	36	12	16	42
Juan Samuel	1987	37	15	28	35
Bobby Abreu	1999	35	11	20	27
Bobby Abreu	2000	42	10	25	28
Jimmy Rollins	2001	29	12	14	46
Jimmy Rollins	2002	33	10	11	31
Jimmy Rollins	2004	43	12	14	30
Jimmy Rollins	2005	38	11	12	41
Jimmy Rollins	2007	38	20	30	41
Shane Victorino	2009	39	13	10	25
Shane Victorino	2010	26	10	18	34
Shane Victorino	2011	27	16	17	19

EIGHT HITS, DOUBLEHEADER

Player	Date	AB	2B	3B	HR
Sam Thompson	8/11/1894	10	1	2	0
Ed Delahanty	7/13/1897	8	1	0	0
Buck Jordan	6/26/1938	10	3	0	0
Johnny Wyrostek	8/15/1946	10	3	0	0
Eddie Waitkus	8/27/1950	11	2	0	0
Richie Ashburn	5/20/1951	10	0	0	0

TRIPLE-DOUBLE

(15 OR MORE 2B, 3B, HR IN A SEASON)

Player	Year	2B	3B	HR
Ed Delahanty	1893	35	18	19
Sam Thompson (LH)	1895	45	21	18
Chuck Klein (LH)	1932	50	15	38
Johnny Callison (LH)	1965	25	16	32
Juan Samuel	1984	36	19	15
Juan Samuel	1987	37	15	28
Jimmy Rollins (SW)	2007	38	20	30
Shane Victorino (SW)	2011	27	16	17

20-20 CLUB

Player	Year	HR	SB
Sam Thompson (LH)	1889	20	24
Chuck Klein (LH)	1932	38	20
Dick Allen	1967	23	20
Mike Schmidt	1974	36	23
Mike Schmidt	1975	38	29
Juan Samuel	1987	28	35
Von Hayes (LH)	1989	26	28
Bobby Abreu (LH)	1999	20	27
Bobby Abreu (LH)	2000	25	28
Bobby Abreu (LH)	2001	31	36
Bobby Abreu (LH)	2002	20	31
Bobby Abreu (LH)	2003	20	22
Bobby Abreu (LH)	2004	30	40
Bobby Abreu (LH)	2005	24	31
Jimmy Rollins (SW)	2006	25	36
Jimmy Rollins (SW)	2007	30	41
Jayson Werth	2008	24	20
Jimmy Rollins (SW)	2009	21	31
Chase Utley (LH)	2009	31	23
Jayson Werth	2009	36	20
Jimmy Rollins (SW)	2012	23	30

30-30 CLUB

Player	Year	HR	SB
Bobby Abreu (LH)	2001	31	36
Bobby Abreu (LH)	2004	30	40
Jimmy Rollins (SW)	2007	30	41

PHILLIES HITTING FOR THE CYCLE

4/24/1894	Lave Cross at Brooklyn
8/17/1894	Sam Thompson vs Louisville
8/5/1927	Cy Williams at Pittsburgh
7/1/1931	Chuck Klein vs Chicago
5/26/1933	Chuck Klein at St. Louis
6/27/1963	Johnny Callison at Pittsburgh
8/25/1995	Gregg Jefferies vs Los Angeles
6/28/2004	David Bell vs Montreal

PHILLIES BATTING CHAMPIONS

1891	Billy Hamilton (LH)	.338
1899	Ed Delahanty	.408
1910	Sherry Magee	.331
1929	Lefty O'Doul (LH)	.398
1933	Chuck Klein (LH)	.368
1947	Harry Walker (LH)	.363
1955	Richie Ashburn (LH)	.338
1958	Richie Ashburn (LH)	.350

HOME RUNS

MOST HR IN ONE MONTH

Month	Team High	Individual High
April	39 in 2008	Mike Schmidt, 11 in 1976
May	42 in 2008	Cy Williams, 15 in 1923
June	44 in 2004	Jim Thome, 15 in 2004
July	42 in 2008	Chuck Klein, 14 in 1929
August	43 in 2009	Ryan Howard, 14 in 2006
September	46 in 2019	Ryan Howard, 11 in 2007, 2008
October	8 in 1972	Mike Schmidt, 4 in 1980

MOST HR IN ONE MONTH, TEAM

46	September 2019	38	May 2004
44	June 2004	38	June 2007
43	August 2009	38	June 2009
42	June 1977	37	August 1969
42	May 2008	37	June 1975
42	July 2008	37	August 2002
41	July 1977	37	September 2004
41	August 2007	37	June 2006
41	September 2007	37	July 2007
41	August 2020	36	August 1993
40	August 2006	36	May 1999
40	September 2006	35	May 1929
40	May 2009	35	June 1929
40	June 2019	35	July 1930
39	August 2004	35	June 1973
39	May 2006	35	July 2009
39	April 2008	35	September 2009
38	July 1950	35	September 2010
38	August 1950	35	June 2018
38	August 1977	35	September 2020
38	August 1985		

CONSECUTIVE HOME RUN GAMES, TEAM (Since 1910)

CONSECUTIVE GAMES HITTING A HR

Games	Year(s)
18	2008
16	2002, 2006, 2018
14	1922, 2006, 2008, 2016
13	1964, 2018
12	1973, 1997, 2004, 2005, 2006, 2007
11	1987, 1990, 2000, 2019, 2020
10	1929, 1930, 1936, 1953, 1955, 1961, 1980, 1991, 2000, 2006, 2008, 2009 (2x), 2017

CONSECUTIVE GAMES WITH NO HOMERS

Games	Year
33	1910
30	1918
24	1945
23	1910
21	1917
19	1934

MOST CAREER HR, BY POSITION

P	Rick Wise and Larry Christenson	11
C	Mike Lieberthal	149
1B	Ryan Howard	370
2B	Chase Utley	226
3B	Mike Schmidt	509
SS	Jimmy Rollins	214
OF	Del Ennis	257
OF	Chuck Klein	241
OF	Pat Burrell	235
OF	Greg Luzinski	219

HITTING 10 OR MORE HOMERS - MONTH

HR	Player	Month	Year
15	Cy Williams	May	1923
15	Jim Thome	June	2004
14	Chuck Klein	July	1929
14	Mike Schmidt	June	1977
14	Ryan Howard	August	2006
13	Deron Johnson	July	1971
13	Mike Schmidt	July	1979
13	Ryan Howard	May	2006
12	Chuck Klein	June	1932
12	Dick Allen	June	1966
12	Mike Schmidt	August	1975
12	Mike Schmidt	May	1980
12	Mike Schmidt	July	1982
12	Domonick Brown	May	2013
11	Chuck Klein	May	1929
11	Del Ennis	July	1953
11	Greg Luzinski	June	1975
11	Mike Schmidt	April	1976
11	Mike Schmidt	May	1979
11	Scott Rolen	July	1999
11	Bobby Abreu	May	2005
11	Ryan Howard	September	2007
11	Ryan Howard	September	2008
11	Ryan Howard	August	2009
11	Rhys Hoskins	August	2017
11	Bryce Harper	August	2019
10	Cy Williams	July	1927
10	Chuck Klein	July	1930
10	Chuck Klein	May	1932
10	Willie Jones	July	1950
10	Bill Robinson	August	1973
10	Mike Schmidt	June	1974
10	Greg Luzinski	July	1977
10	Jim Thome	August	2003
10	Jim Thome	September	2003
10	Ryan Howard	September	2005
10	Chase Utley	September	2006
10	Ryan Howard	June	2007
10	Ryan Howard	July	2007
10	Pat Burrell	August	2007
10	Chase Utley	April	2008
10	Ryan Howard	May	2008
10	Ryan Howard	July	2008
10	Ryan Howard	May	2009
10	Raúl Ibañez	May	2009

MOST CAREER, BY PARK

Recreation Park	Charlie Bastian, 5
Baker Bowl	Chuck Klein, 156
Shibe Park/Connie Mack Stadium	Del Ennis, 133
Veterans Stadium	Mike Schmidt, 265
Citizens Bank Park	Ryan Howard, 198

MOST ONE SEASON, BY PARK

Recreation Park	13 in 1886
Baker Bowl	95 in 1922
Shibe Park/Connie Mack Stadium	77 in 1955
Veterans Stadium	101 in 1977
Citizens Bank Park	123 in 2019

HOME RUNS

LEADOFF HOMERS

MOST, CAREER

46	Jimmy Rollins
14	Juan Samuel
12	Lenny Dykstra
11	César Hernández
8	Doug Glanville
6	John Briggs
6	Bake McBride
6	George Paskert
6	Tony Taylor
4	Tony Gonzalez
4	Billy Hamilton
4	Heine Sand
3	8 players
2	16 players
1	34 players

MOST, SEASON

9	Jimmy Rollins, 2007
6	Jimmy Rollins, 2012
5	Jimmy Rollins, 2009
4	Juan Samuel, 1989
4	Lenny Dykstra, 1993
4	Jimmy Rollins, 2004
4	Jimmy Rollins, 2005
4	Jimmy Rollins, 2006
4	César Hernández, 2018

CLUB RECORD

9	2007 - Rollins
8	2019 - Hernández-3, Kingery-2, McCutchen-2, Dickerson-1
6	1978 - McBride-3, Martin-2, Schmidt-1
	1989 - Samuel-4, Ready-2
	2001 - Glanville-3, Rollins-3
	2004 - Rollins-4, Byrd-2
	2012 - Rollins

BACK-TO-BACK HOMERS

Most, Season – Club: 11 in 2009

Most, Season – Individual: 6 in 1980, Mike Schmidt and Greg Luzinski

Most, Career: 9 – Schmidt/Luzinski and Chuck Klein/Don Hurst

Most, Game – Same Players: 2 by Don Money and Greg Luzinski, 10/3/1972 at CHI

Most, Game – Consecutive: 3 (nine times)

9/30/1977	vs MTL, 2nd inning (Greg Luzinski, Richie Hebner, Garry Maddox)
8/17/1985	at CHI, 7th inning (Juan Samuel, Glenn Wilson, Mike Schmidt)
7/26/1987	vs ATL, 8th inning (Milt Thompson, Von Hayes, Mike Schmidt)
4/28/1999	vs CIN, 1st inning (Scott Rolen, Rico Brogna, Ron Gant)
5/4/2004	vs STL, 5th inning (Bobby Abreu, Jim Thome, Pat Burrell)
5/18/2004	vs LAD, 4th inning (Bobby Abreu, Pat Burrell, Jim Thome)
6/13/2008	at STL, 1st inning (Chase Utley, Ryan Howard, Pat Burrell)
4/23/2017	vs ATL, 8th inning (César Hernández, Aaron Altherr, Odúbel Herrera)
9/17/2020	vs NYM, 1st inning (Bryce Harper, Alec Bohm, Didi Gregorius)

BACK-TO-BACK LEADOFF HOME RUNS

The National League record for consecutive home runs at the start of a game is three, originally set by San Diego in 1987. The American League has had back-to-back homers to lead off a game 22 times. The Phillies have hit back-to-back homers to start their half of the first inning, five times:

7/29/1984	vs MTL – Juan Samuel and Von Hayes
7/7/1986	vs ATL – Gary Redus and Juan Samuel
4/16/1996	at MTL – Lenny Dykstra and Mickey Morandini
9/9/2004	at ATL – Jimmy Rollins and Placido Polanco
5/18/2014	vs CIN – Jimmy Rollins and Wil Nieves

EXTRA-INNING HOMERS

MOST, CAREER

9	Mike Schmidt
9	Ryan Howard
6	Dick Allen
5	Gavvy Cravath
5	Del Ennis
5	Cy Williams
5	Pat Burrell
5	Chase Utley
4	Tony Gonzalez
4	Stan Lopata
4	Jimmy Rollins
3	7 players
2	31 players
1	96 players

MOST, SEASON

2	Gavvy Cravath, 1914	2	Pat Burrell, 2002
2	Jim Tabor, 1946	2	Tomas Perez, 2002
2	Wes Covington, 1961	2	Ryan Howard, 2005
2	Johnny Callison, 1963	2	Ryan Howard, 2007
2	Dick Allen, 1964	2	Carlos Ruiz, 2010
2	Dick Allen, 1966	2	Hunter Pence, 2012
2	Willie Montanez, 1971	2	John Mayberry Jr., 2013
2	Manny Trillo, 1981		
2	John Russell, 1986		
2	Mike Schmidt, 1986		
2	Dave Hollins, 1993		
2	Charlie Hayes, 1995		
2	Todd Zeile, 1996		

Club Season Record: 6 – 1986 (Schmidt-2, Russell-2, Stone, Samuel)
2003 (Burrell, Byrd, Michaels, Pratt, Rollins, Thome)
2010 (Ruiz-2, Gload, Howard, Polanco, Schneider)

HOMERING IN 5 STRAIGHT GAMES

Dick Allen, 1969 (May 27-June 1)
Mike Schmidt, 1979 (July 6-10)
Bobby Abreu, 2005 (May 8-12)
Chase Utley, 2008 (April 17-21)
Chase Utley, 2008 (May 28-June 2)
*Rhys Hoskins, 2017 (Aug. 23-27)
Odúbel Herrera, 2018 (June 17-22)

* Rookie

HOMERING IN 4 STRAIGHT GAMES

Cy Williams, 1926
Chuck Klein, 1929
Don Hurst, 1929
Johnny Rizzo, 1940
Andy Seminick, 1948
Del Ennis, 1950 (twice)
Stan Lopata, 1957
Dick Allen, 1967
Ken Brett, 1973
Mike Schmidt, 1975, 1976,
1977, 1979 (twice), 1980
(3 times), 1982, 1984
Greg Luzinski, 1977
*Len Matuszek, 1984
Juan Samuel, 1985
Pete Incaviglia, 1993, 1994
Jim Thome, 2003
Bobby Abreu, 2005
Ryan Howard, 2006, 2007, 2012
Raúl Ibañez, 2009
Jayson Werth, 2009
Chase Utley, 2010
Maikel Franco, 2016

HOME RUNS – GAME

TWO OR MORE, ONE GAME (CAREER)

44	Mike Schmidt	8	Don Hurst
29	Ryan Howard	7	Rico Brogna, Don Demeter, Andy Seminick
23	Chuck Klein	6	Gavvy Cravath, Pete Incaviglia, Stan Lopata, Fred Luderus, Don Money, Sam Thompson, Jayson Werth
21	Chase Utley	5	Rhys Hoskins, Raúl Ibañez, Cliff W. Lee, Johnny Moore
20	Dick Allen	4	13 players
18	Pat Burrell	3	16 players
17	Greg Luzinski	2	34 players
14	Cy Williams	1	99 players
12	Willie Jones		
11	Dolph Camilli, Von Hayes, Mike Lieberthal, Scott Rolen		
10	Bobby Abreu, Johnny Callison		
9	Darren Daulton, Del Ennis, Jimmy Rollins, Jim Thome		

TWO, ONE GAME – PITCHER

6/24/1926 (gm 1)	Jack Knight
7/22/1930	Phil Collins
6/23/1971	Rick Wise
8/28/1971	Rick Wise
9/5/1976	Larry Christenson
9/30/1978	Randy Lerch
6/2/2002	Robert Person
8/11/2004	Randy Wolf

THREE IN A GAME – PHILLIES

10/9/1884	John Manning, of, consecutive – at CHI
9/15/1922	Walt Henline, c – at STL
5/11/1923	Cy Williams, of (LH) – at STL
7/22/1936	John Moore, of (LH), consecutive – vs PIT
6/2/1949	Andy Seminick, c – vs CIN
8/27/1951	Del Wilber, c, consecutive – vs CIN
7/23/1955	Del Ennis, of – vs STL
9/12/1961	Don Demeter, of – at LAD
9/27/1964	Johnny Callison, of (LH), consecutive – vs MIL
6/6/1965 (gm 2)	Johnny Callison, of (LH) – at CHI
9/29/1968	Dick Allen, of, consecutive – at NYM
7/11/1971	Deron Johnson, 1b, consecutive – vs MTL
7/7/1979	Mike Schmidt, 3b, consecutive – vs SF
6/14/1987	Mike Schmidt, 3b, consecutive – at MTL
8/29/1989	Von Hayes, of (LH) – at SF
9/15/1996	Benito Santiago, c, consecutive – at CHI
9/4/1997	Bobby Estallella, c – at MTL
8/10/2002	Mike Lieberthal, c – at LAD
9/3/2006 (gm 1)	Ryan Howard, 1b (LH), consecutive – vs ATL
5/16/2008	Jayson Werth, cf, consecutive – vs TOR

FOUR IN A GAME – PHILLIES

7/13/1896	Ed Delahanty – at CHI
7/10/1936	Chuck Klein (LH)* – at PIT
4/17/1976	Mike Schmidt, consecutive* – at CHI

* 10-inning game

THREE IN A DOUBLEHEADER

5/20/1927	Cy Williams vs CIN
7/15/1929	Chuck Klein vs CHI
7/23/1932	Don Hurst vs BKN
5/10/1933	Chuck Klein vs CIN
8/19/1933	Chuck Klein vs CIN
8/14/1940	Johnny Rizzo at BKN
8/28/1948	Del Ennis at PIT
6/12/1949	Andy Seminick vs STL
5/13/1956	Stan Lopata at PIT
6/8/1958	Harry Anderson at STL
6/6/1965	Johnny Callison at CHI
9/3/2006	Ryan Howard vs ATL
5/16/2009	Raúl Ibañez at WSH

THREE IN A GAME – OPPONENT

7/12/1897	Tom McCreery	vs LOU
7/26/1930	Hack Wilson	vs CHI
6/24/1931	George Watkins	vs STL
7/20/1933	Floyd Herman	at CHI
7/6/1934	Hal Lee	vs BOS
5/9/1937	Al Kampouris	vs CIN
7/26/1942	Clyde McCullough	vs CHI
5/30/1950	Duke Snider	at BKN
6/11/1952	Hank Sauer	at CHI
7/21/1955	Gus Bell	vs CIN
6/29/1961	Willie Mays*	vs SF
7/30/1969	Bob Tillman	vs ATL
5/31/1970	Rico Carty	at ATL
5/16/1972	Rick Monday	vs CHI
5/9/1973	Johnny Bench	vs CIN
5/22/1976	Reggie Smith	vs STL
5/17/1979	Dave Kingman	at CHI
5/3/1987	Eric Davis	vs CIN
8/1/1987	Andre Dawson	at CHI
5/26/1990	Jeff Treadway	vs ATL
6/5/1996	Sammy Sosa	at CHI
5/19/1998	Mark McGwire	vs STL
6/18/1998	Brant Brown	at CHI
5/18/2000	Mark McGwire	vs STL
5/17/2002	Erubiel Durazo	at ARI
9/25/2002	Andruw Jones	vs ATL
4/21/2004	Mike Lowell^	vs FLA
7/30/2004	Aramis Ramirez	at CHI
8/13/2004	J.T. Snow	vs SF
8/15/2006	Jose Reyes	vs NYM
4/13/2007	Carlos Lee	vs HOU
5/19/2011	Jason Giambi	vs COL
4/8/2014	Ryan Braun	vs MIL
6/9/2015	Joey Votto	at CIN
8/12/2016	Charlie Blackmon	vs COL
4/11/2017	Yoenis Céspedes	vs NYM

* 10-inning game

^ 12-inning game

TWO HR, ONE INNING, PLAYER

6/2/1949	Andy Seminick vs CIN, 8th inning
6/11/1985	Von Hayes vs NYM, 1st inning*

*First player in history to hit two homers in the first inning

MOST HR, ONE INNING, CLUB

5	6/2/1949 vs CIN, 8th inning (Del Ennis, Andy Seminick (2), Willie Jones and Schoolboy Rowe)
---	---

HOME RUNS – GAME

MOST HOMERS IN A GAME – PHILLIES

HR	Date	Opponent	Players
7	9/8/1998 7/26/2018	vs NYM at CIN	Brogna (2), Sefcik (2), Estalella (2), Anderson Franco (2), Hoskins (2), Williams (2), Santana
6	5/11/1923 8/28/1948 6/2/1949 4/27/1965 10/3/1972 4/17/1976 8/12/1977 8/17/1985 5/30/1993 8/11/2004 7/9/2017	vs CHI at PIT vs CIN at SF at CHI at CHI at CHI at CHI at COL vs COL vs SD	Williams (3), Moka (2), Parkinson Ennis (2), Hamner, Lakeman, Seminick, Miller Seminick (3), Ennis, Jones, Rowe Allen (2), Covington, Gonzalez, Dalrymple, Callison Money (2), Luzinski (2), Harmon, B. Robinson Schmidt (4), Boone, Maddox McCarver (2), Carlton, Luzinski, Johnstone, Hutton Daulton (2), Schu, Samuel, Wilson, Schmidt Daulton (2), Greene, Duncan, Hollins, Batiste Thome (2), Wolf (2), Rollins, Utley Galvis (2), Altherr, Williams, Herrera, Rupp

MOST HOMERS IN A GAME – OPPONENT

HR	Date	Opponent	Players
9	9/4/1999	vs CIN	Taubensee (2), Boone, Young, Hammonds, Vaughn, Reese, Johnson, Lewis
8	6/16/2015 8/24/2015 6/10/2019	at BAL vs NYM vs ARI	Machado (2), Parmelee (2), Davis, Flaherty, Lough, Paredes Flores (2), Cespedes, Cuddyer, d'Arnaud, Lagares, Murphy, Wright Escobar (2), Vargas (2), Avila, Dyson, Marte, Peralta
7	4/19/2005 4/30/2013 4/11/2017 6/29/2018	vs NYM at CLE vs NYM vs WSH	Diaz (2), Reyes (2), Mientkiewicz, Piazza, Wright Raburn (2), Brantley, Santana, Reynolds, Chisenhall, Stubbs Céspedes (3), Duda (2), Cabrera, d'Arnaud Soto (2), Goodwin, Harper, Rendon, Reynolds, Turner

FIRST MAJOR LEAGUE HIT A HOME RUN

Date	Phillie	Opponent	Date	Phillie	Opponent
4/21/1898	Bill Duggleby * + #	vs New York Giants	9/22/1986	Jeff Bittiger +	at Pittsburgh
5/15/1922	Tom Sullivan +	at St. Louis	7/17/1988	Ricky Jordan ^	vs Houston
4/19/1938	Emmett Mueller #	vs Brooklyn	8/26/1988	Ron Jones	vs Los Angeles
8/21/1940	Charlie Frye +	at Chicago	9/27/1996	Bobby Estalella	at New York Mets
8/2/1941	Jim Carlin	at St. Louis	9/8/1998	Marlon Anderson #	vs New York Mets
7/5/1943	Bob Finley	vs St. Louis	4/24/2003	Chase Utley *	vs Colorado
9/15/1943	Andy Seminick	vs New York Giants	5/23/2009	John Mayberry Jr.	at New York Yankees
9/14/1949	Ed Sanicki #	at Pittsburgh	9/25/2012	Darin Ruf	vs Washington
7/11/1954	Jim Command *	at Brooklyn	8/22/2015	Darnell Sweeney (PH)	at Miami
9/21/1956	Bob Bowman	at New York Giants	4/10/2017	Brock Stassi	vs New York Mets
6/2/1957	Dick Farrell +	vs Brooklyn	9/14/2018	Mitch Walding	vs Miami
5/16/1975	Larry Christenson +	vs Atlanta			

* Grand slam + Pitcher # 1st plate appearance ^ 1st at-bat (PH) Pinch-hit

PITCHERS, CAREER (221 Home Runs)

11	Larry Christenson, Rick Wise
9	Steve Carlton, Schoolboy Rowe
7	Al Orth
6	Bill Duggleby
5	Robin Roberts
4	Grover Alexander, Ken Brett, Jim Bunning, Don Cardwell, Hal Carlson, Phil Collins, Charlie Ferguson, Tommy Greene, Randy Lerch, Lee Meadows, Robert Person, Jimmy Ring, Jack Taylor, Randy Wolf
3	Johnny Couch, Wayland Dean, Kevin Gross, Art Mahaffey, Claude Passeau
2	Dennis Bennett, Ed Daily, Curt Davis, Jack Fife, Woodie Fryman, Jack Knight, Cliff Lee, Ben Lively, Erskine Mayer, Bob Miller, Clarence Mitchell, David Palmer, Bucky Walters, Doc White
1	65 players

HOME RUNS – SEASON

30 OR MORE, ONE SEASON

58	Ryan Howard (LH)	2006	33	Dick Allen	1968
48	Mike Schmidt	1980	33	Mike Schmidt	1985
48	Ryan Howard (LH)	2008	33	Pat Burrell	2008
47	Jim Thome (LH)	2003	33	Chase Utley (LH)	2008
47	Ryan Howard (LH)	2007	33	Ryan Howard (LH)	2011
45	Mike Schmidt	1979	32	Lefty O'Doul (LH)	1929
45	Ryan Howard (LH)	2009	32	Stan Lopata	1956
43	Chuck Klein (LH)	1929	32	Johnny Callison (LH)	1965
42	Jim Thome (LH)	2004	32	Dick Allen	1969
41	Cy Williams (LH)	1923	32	Pat Burrell	2005
40	Chuck Klein (LH)	1930	32	Chase Utley (LH)	2006
40	Dick Allen	1966	31	Don Hurst (LH)	1929
40	Mike Schmidt	1983	31	Chuck Klein	1931
39	Greg Luzinski	1977	31	Del Ennis	1950
38	Chuck Klein (LH)	1932	31	Johnny Callison (LH)	1964
38	Mike Schmidt	1975	31	Mike Schmidt	1981
38	Mike Schmidt	1976	31	Scott Rolan	1998
38	Mike Schmidt	1977	31	Mike Lieberthal	1999
37	Mike Schmidt	1986	31	Bobby Abreu (LH)	2001
37	Pat Burrell	2002	31	Chase Utley (LH)	2009
36	Mike Schmidt	1974	31	Ryan Howard (LH)	2010
36	Mike Schmidt	1984	30	Cy Williams (LH)	1927
36	Jayson Werth	2009	30	Del Ennis	1948
35	Greg Luzinski	1978	30	Willie Montanez (LH)	1971
35	Mike Schmidt	1982	30	Benito Santiago	1996
35	Mike Schmidt	1987	30	Bobby Abreu (LH)	2004
35	Bryce Harper (LH)	2019	30	Pat Burrell	2007
34	Deron Johnson	1971	30	Jimmy Rollins (SW)	2007
34	Greg Luzinski	1975			
34	Raúl Ibañez (LH)	2009			
34	Rhys Hoskins	2018			

LH – Left-handed batter; SW – Switch-hitter

TRIOS, ONE SEASON

Ryan Howard	58
Chase Utley	32
Pat Burrell	29
Total in 2006	119
Ryan Howard	45
Jayson Werth	36
Raúl Ibañez	34
Total in 2009	115
Ryan Howard	48
Pat Burrell	33
Chase Utley	33
Total in 2008	114
Ryan Howard	47
Pat Burrell	30
Jimmy Rollins	30
Total in 2007	107
Chuck Klein	43
Lefty O'Doul	32
Don Hurst	31
Total in 1929	106
Jim Thome	42
Bobby Abreu	30
Pat Burrell	24
Total in 2004	96
Greg Luzinski	39
Mike Schmidt	38
Richie Hebner	18
Total in 1977	95
Bryce Harper	35
Rhys Hoskins	29
J.T. Realmuto	25
Total in 2019	89

DUOS, ONE SEASON

Ryan Howard	58
Chase Utley	32
Total in 2006	90
Ryan Howard	48
Chase Utley	33
Total in 2008	81
Ryan Howard	48
Pat Burrell	33
Total in 2007	81
Ryan Howard	45
Jayson Werth	36
Total in 2009	81
Greg Luzinski	39
Mike Schmidt	38
Total in 1977	77
Ryan Howard	47
Pat Burrell	30
Total in 2007	77
Ryan Howard	47
Jimmy Rollins	30
Total in 2007	77
Chuck Klein	43
Lefty O'Doul	32
Total in 1929	75
Mike Schmidt	38
Greg Luzinski	34
Total in 1975	72
Jim Thome	42
Bobby Abreu	30
Total in 2004	72

EACH PARK, ONE SEASON

1929	Chuck Klein
1941	Danny Litwhiler
1944	Ron Northey
1948	Del Ennis
1950	Andy Seminick
1950	Dick Sisler
1952	Del Ennis
1959	Wally Post
1979	Mike Schmidt

MOST MULTIPLE HOME RUN GAMES

7	Dick Allen, 1968
	Ryan Howard, 2006
	Chase Utley, 2006
6	Cy Williams, 1923
	Chuck Klein, 1931
	Mike Schmidt, 1974
	Jim Thome, 2003
5	Greg Luzinski, 1977
	Mike Schmidt, 1980
	Mike Schmidt, 1983
	Von Hayes, 1989
	Chase Utley, 2005
	Ryan Howard, 2007
	Ryan Howard, 2008
	Ryan Howard, 2009

MOST HOME RUNS AT HOME

29	Chuck Klein, 1932
	Ryan Howard, 2006
28	Jim Thome, 2003
26	Cy Williams, 1923
	Chuck Klein, 1930
	Ryan Howard, 2008
25	Chuck Klein, 1929
	Mike Schmidt, 1980
24	Dolph Camilli, 1936
23	Ryan Howard, 2007
22	Chuck Klein, 1931
	Deron Johnson, 1971
	Mike Schmidt, 1975
	Greg Luzinski, 1977

MOST HOME RUNS ON THE ROAD

29	Mike Schmidt, 1979
	Ryan Howard, 2006
27	Ryan Howard, 2009
24	Ryan Howard, 2007
23	Dick Allen, 1966
	Mike Schmidt, 1980
	Jim Thome, 2004
22	Del Ennis, 1948
	Benito Santiago, 1996
	Ryan Howard, 2008
21	Mike Schmidt, 1976
	Mike Schmidt, 1977
	Mike Schmidt, 1983
	Mike Lieberthal, 1999
	Pat Burrell, 2008
	Raúl Ibañez, 2009

HOME RUNS – SEASON

MOST PLAYERS IN DOUBLE HOME RUN FIGURES

10	2019 - Harper, Hoskins, Realmuto, Kingery, Franco, Hernández, Bruce, Miller, Segura, McCutchen	7	2002 - Burrell, Abreu, Rolen, Lieberthal, Lee, Giambi, Rollins
9	2004 - Thome, Abreu, Burrell, Bell, Lieberthal, Polanco, Rollins, Utley, Michaels	2005 - Burrell, Utley, Abreu, Howard, Lieberthal, Rollins, Bell	2007 - Howard, Burrell, Rollins, Rowand, Utley, Victorino, Dobbs
8	2017 - Franco, Joseph, Altherr, Hoskins, Herrera, Rupp, Galvis, Williams	2008 - Howard, Burrell, Utley, Werth, Feliz, Victorino, Rollins	2009 - Howard, Werth, Ibañez, Utley, Rollins, Feliz, Victorino
7	1977 - Luzinski, Schmidt, Hebner, Johnstone, Maddox, Boone, McBride	2011 - Howard, Ibañez, Victorino, Rollins, Mayberry, Pence, Utley	2012 - Rollins, Pence, Ruiz, Howard, Mayberry, Utley, Wigginton
1987 - Schmidt, Samuel, Hayes, Parrish, James, Aguayo, Wilson	2018 - Hoskins, Santana, Franco, Herrera, Williams, Hernández, Alfaro		
1993 - Daulton, Incaviglia, Dykstra, Hollins, Kruk, Chamberlain, Duncan			
2001 - Abreu, Burrell, Rolen, Lee, Glanville, Rollins, Anderson			

CONSECUTIVE 20-HOME RUN SEASONS

Seasons	Player	Years
14	Mike Schmidt	1974-87
8	Pat Burrell	2001-08
7	Bobby Abreu	1999-2005
7	Ryan Howard	2005-11
6	Dick Allen	1964-69
5	Chuck Klein	1929-33
5	Del Ennis	1952-56
5	Scott Rolen	1997-01
5	Chase Utley	2005-09
4	Johnny Callison	1962-65
4	Greg Luzinski	1975-78

MOST PLAYERS WITH 20 HOMERS

5	2007	Ryan Howard, Pat Burrell, Jimmy Rollins, Aaron Rowand, Chase Utley
	2009	Ryan Howard, Jayson Werth, Raúl Ibañez, Chase Utley, Jimmy Rollins
4	1962	Don Demeter, Johnny Callison, Roy Sievers, Tony Gonzalez
	1999	Mike Lieberthal, Scott Rolen, Rico Brogna, Bobby Abreu
	2001	Bobby Abreu, Pat Burrell, Scott Rolen, Travis Lee
	2005	Pat Burrell, Chase Utley, Bobby Abreu, Ryan Howard
	2006	Ryan Howard, Chase Utley, Pat Burrell, Jimmy Rollins
	2008	Ryan Howard, Pat Burrell, Chase Utley, Jayson Werth
	2016	Maikel Franco, Ryan Howard, Tommy Joseph, Freddy Galvis
	2018	Rhys Hoskins, Carlos Santana, Maikel Franco, Odúbel Herrera
3	1929	Chuck Klein, Lefty O'Doul, Don Hurst
	1950	Del Ennis, Willie Jones, Andy Seminick
	1965	Johnny Callison, Dick Stuart, Dick Allen
	1987	Mike Schmidt, Juan Samuel, Von Hayes
	1997	Scott Rolen, Rico Brogna, Mike Lieberthal
	2000	Scott Rolen, Bobby Abreu, Ron Gant
	2003	Jim Thome, Pat Burrell, Bobby Abreu
	2004	Jim Thome, Bobby Abreu, Pat Burrell
	2019	Bryce Harper, Rhys Hoskins, J.T. Realmuto

30 HOMERS AND 100 RBI, SAME SEASON

Year	Player	HR/RBI
1923	Cy Williams (LH)	41/114
1929	Chuck Klein (LH)	43/145
1929	Don Hurst (LH)	31/125
1929	Lefty O'Doul (LH)	32/122
1930	Chuck Klein (LH)	40/170
1931	Chuck Klein (LH)	31/121
1932	Chuck Klein (LH)	38/137
1950	Del Ennis	31/126
1964	Johnny Callison (LH)	31/104
1965	Johnny Callison (LH)	32/101
1966	Dick Allen	40/110
1974	Mike Schmidt	36/116
1975	Greg Luzinski	34/120
1976	Mike Schmidt	38/107
1977	Greg Luzinski	39/130
1977	Mike Schmidt	38/101
1978	Greg Luzinski	35/101
1979	Mike Schmidt	45/114
1980	Mike Schmidt	48/121
1983	Mike Schmidt	40/109
1984	Mike Schmidt	36/106
1986	Mike Schmidt	37/119
1987	Mike Schmidt	35/113
1998	Scott Rolen	31/110
2001	Bobby Abreu (LH)	31/110
2002	Pat Burrell	37/116
2003	Jim Thome (LH)	47/131
2004	Jim Thome (LH)	42/105
2004	Bobby Abreu (LH)	30/105
2005	Pat Burrell	32/117
2006	Ryan Howard (LH)	58/149
2006	Chase Utley (LH)	32/102
2007	Ryan Howard (LH)	47/136
2008	Ryan Howard (LH)	48/146
2008	Chase Utley (LH)	33/104
2009	Ryan Howard (LH)	45/141
2010	Ryan Howard (LH)	31/108
2011	Ryan Howard (LH)	33/116
2019	Bryce Harper (LH)	35/114

Schmidt is the leader with nine 30/100 seasons; Howard had six; Klein four; Luzinski, three; Callison, Abreu, Thome, Burrell and Utley, two; seven others had one each.

GRAND SLAMS

MOST – ONE SEASON

- 4 Vince DiMaggio, 1945
- 3 Chuck Klein, 1929 and 1932; Gene Freese, 1959; Bobby Abreu, 2005; Ryan Howard, 2009
- 2 George Harper, 1924; Cy Williams, 1925 and 1926; Russ Wrightstone, 1927; Dolph Camilli, 1937; Andy Seminick, Willie Jones and Del Ennis, 1950; Willie Jones, 1951; Don Demeter, 1962; Dick Stuart, 1965; Dick Allen, 1968; Mike Schmidt, 1973 and 1983; Greg Luzinski, 1976 and 1977; Dave Johnson, 1978; Darren Daulton, 1992 and 1993; Mariano Duncan, 1993; Benito Santiago, 1996; Pat Burrell, 2000; Ryan Howard, 2005, 2007, 2012 and 2016; Maikel Franco, 2017; Bryce Harper, 2019; J.T. Realmuto, 2019; Didi Gregorius, 2020

MOST – CAREER

- 15 Ryan Howard
- 7 Mike Schmidt
- 6 Bobby Abreu, Willie Jones, Chuck Klein, Cy Williams
- 5 Dick Allen, Pat Burrell, Darren Daulton, Del Ennis, Greg Luzinski, Andy Seminick Chase Utley
- 4 Vince DiMaggio, Maikel Franco, Mike Lieberthal, Jimmy Rollins, Russ Wrightstone
- 3 Aaron Altherr, Lave Cross, Don Demeter, Pedro Feliz, Gene Freese, Granny Hamner, George Harper, Fred Luderus, Garry Maddox, Sam Thompson, Jayson Werth
- 2 34 players
- 1 121 players

MOST – ONE GAME, CLUB

- 2 4/28/1921 vs BOS: Ralph Miller and Lee Meadows
- 8/18/1997 vs SF: Billy McMillon and Mike Lieberthal
- 9/9/2003 at ATL: Tomas Perez and Jason Michaels
- 4/27/2009 vs WSH: Ryan Howard and Raúl Ibañez
- 4/7/2018 vs MIA: Maikel Franco and Aaron Altherr

MOST – ONE SEASON, CLUB

- 11 2009: Ryan Howard (3), Jayson Werth and Pedro Feliz (2), Raúl Ibañez, Jimmy Rollins, Matt Stairs and Shane Victorino (1)
- 8 1993: Darren Daulton and Mariano Duncan (2), Kim Batiste, Jim Eisenreich, Pete Incaviglia and Mickey Morandini (1)
- 2005: Bobby Abreu (3), Ryan Howard (2), David Bell, Ramon Martinez and Chase Utley (1)
- 7 1976: Greg Luzinski (2), Dick Allen, Bob Boone, Ollie Brown, Garry Maddox and Bobby Tolan (1)

EXTRA INNINGS

9/4/1924	Cy Williams	vs NYG	10th
7/18/1925	Cy Williams	vs CHI	10th
9/9/1958	Wally Post	vs LAD	10th
9/16/1967	Rick Joseph	vs LAD	11th
6/20/1971	Deron Johnson	at NYM	11th
7/11/1983	Mike Schmidt	at CIN	11th
9/17/1989	John Kruk	vs STL	12th
8/6/1991	Dale Murphy	vs CHI	11th
9/21/2005	Ryan Howard	at ATL	10th
6/4/2013	John Mayberry Jr.	vs MIA	11th

PINCH-HITTERS

4/15/1926	Cy Williams	vs BOS	(Larry Benton)
5/2/1943	Schoolboy Rowe	vs BOS	(Alva Javery)
5/18/1945	Jimmie Foxx	vs STL	(Ken Burkhardt)
6/2/1945	Vince DiMaggio	vs PIT	(Al Gerheuser)
4/18/1959	Gene Freese	vs CIN	(Mike Cuellar)
5/26/1963	Roy Sievers	vs CIN	(Bill Henry)
9/16/1967	Rick Joseph	vs LAD	(Ron Perranoski)*
7/19/1970	Jim Hutto	vs LAD	(Jim Brewer)
4/30/1978	Davey Johnson	vs SD	(Bob Shirley)
6/3/1978	Davey Johnson	vs LAD	(Terry Forster)
7/8/1978	Bake McBride	vs MTL	(Rudy May)
9/2/1983	Ozzie Virgil	vs SF	(Gary Lavelle)
8/23/1995	Jim Eisenreich	vs SD	(Dustin Hermanson)
4/20/2001	Kevin Jordan	vs ATL	(Marc Valdes)
6/1/2005	Chase Utley	vs SF	(LaTroy Hawkins)
9/18/2006	Jose Hernandez	vs CHI	(Sean Marshall)
5/9/2007	Ryan Howard	at ARI	(Brandon Medders)
9/16/2007	Greg Dobbs	at NYM	(Jorge Sosa)
9/10/2009	Matt Stairs	at WSH	(Zack Segovia)
4/9/2011	Carlos Ruiz	at ATL	(Scott Linebrink)
5/16/2012	Hector Luna	at CHI	(Michael Bowden)
8/19/2017	Ty Kelly	at SF	(Cory Gearrin)

*11th inning

PITCHERS

4/21/1898	Bill Duggleby	vs NYG	(Cy Seymour)
4/28/1921	Lee Meadows	vs BOS	(Jack Scott)
5/12/1925	Jimmy Ring	vs PIT	(Vic Aldridge)
6/23/1929	Phil Collins	vs BOS	(Kent Greenfield)
5/2/1943	Schoolboy Rowe	vs BOS	(Alva Javery)
8/2/1962	Art Mahaffey	vs NYM	(Craig Anderson)
8/28/1971	Rick Wise	vs SF	(Don McMahon)
6/24/1974	Jim Lonborg	vs MTL	(Chuck Taylor)
9/27/1977	Larry Christenson	vs CHI	(Dennis Lamp)
5/16/1984	Steve Carlton	at LAD	(Fernando Valenzuela)
8/25/1995	Jeff Juden	vs LAD	(John Cummings)
6/2/2002	Robert Person	vs MTL	(Bruce Chen)

ULTIMATE GRAND SLAMS

Grand slam to win the game in the last inning while down by three runs.

Tony Taylor	8/2/1970 vs SF	off Mike Davidson	0 outs
Bo Diaz	4/13/1983 vs NYM	off Neil Allen	2 outs

INSIDE-THE-PARK HOME RUNS

INSIDE-THE-PARK, SEASON (Since 1900)

Individual

5	Red Dooin, 1904
4	Sherry Magee, 1907 Beals Becker, 1913
3	John Titus, 1904 Kitty Bransfield, 1905 Sherry Magee, 1911 Dick Allen, 1966

Team

16	1904
10	1913
9	1907
7	1905, 1909, 1911
6	1917, 1923, 1957

INSIDE-THE-PARK GRAND SLAMS

Red Dooin	10/1/1904 vs PIT (gm 2)
Kitty Bransfield	8/18/1906 at STL
Irish Meusel	8/23/1918 at CIN
George Harper	7/25/1924 vs CHI
Willie Jones	6/19/1951 at PIT
Ted Kazanski	8/8/1956 at NYG
Aaron Altherr	9/25/2015 at WSH

EXTRA-INNING INSIDE-THE-PARK HR

Del Ennis	9/21/1947 at NYG (11th)
Dick Allen	9/25/1964 vs MIL (10th)
Johnny Callison	6/11/1965 vs HOU (10th)
Dick Allen	8/1/1966 vs HOU (10th)
Bob Dernier	5/15/1989 vs SF (12th)
Bobby Abreu	8/27/2000 vs SF (10th)

INSIDE-THE-PARK, CAREER

There have been 249 inside-the-park homers by
118 players since 1900:

- Sherry Magee
- John Titus
- Red Dooin
- Richie Ashburn, Kitty Bransfield
- Dick Allen, Beals Becker, Elmer Flick, Possum Whitted
- Shad Barry, Mickey Doolan, Hans Lobert, Fred Luderus, Jimmy Rollins, Roy Thomas
- Bobby Abreu, Harry Anderson, Johnny Bates, Larry Bowa, Johnny Callison, Gavvy Cravath, George Harper, Ted Kazanski, Chuck Klein, Nap Lajoie, Freddy Leach, Irish Meusel, Dode Paskert, Mike Schmidt, Milt Stock, Chase Utley, Cy Williams (17 players)
- Dave Bancroft, Ed Delahanty, Denny Doyle, Bill Duggleby, Barney Friberg, Kid Gleason, Eddie Grant, Von Hayes, Walter Holke, Cliff W. Lee, Johnny Lush, Ron Northey, Juan Samuel, Andy Seminick, Denny Sothorn, Bill White, Pinky Whitney, Russ Wrightstone (18 players)
- Aaron Altherr, Doug Baird, Juan Bell, John Bolling, Bob Boone, Ed Bouchee, Frank Bruggy, Dave Cash, Frank Corridon, Ernie Courtney, Monte Cross, Tony Curry, Kiddo Davis, Spud Davis, Bob Dernier, Vance Dinges, Joe Dolan, Klondike Douglass, Jack Doyle, Lenny Dykstra, Del Ennis, Johnny Evers, Chico Fernandez, Art Fletcher, Ron Gant, Doug Glanville, Tony Gonzalez, Granny Hamner, Terry Harmon, Rudy Hulswitt, Willie Jones, Kevin Jordan, Oscar Judd*, Bill Killefer, Scott Kingery, Otto Knabe, Bevo LeBourveau, Hal Lee, Joe Lonnett, Bake McBride, Ed McFarland, Rube Melton*, Johnny Mokon, John Monroe, Mickey Morandini, Fred Osborn, Buz Phillips*, Wally Post, Goldie Rapp, Cookie Rojas, Scott Rolen, Heinie Sand, Paul Sentelle, Curt Simmons*, Casey Stengel, Tony Taylor, Al Todd, Shane Victorino, Harry Walker, Lee Walls, Jayson Werth, Doc White, Del Wilber, Nick Williams, Glenn Wilson, Jimmy Wilson, Harry Wolverton, Chief Zimmer (68 players)

* Pitcher

WALK-OFF HOME RUNS

There have been 201 walk-off home runs hit by 124 players since 1900:

- Mike Schmidt
- Ryan Howard, Cy Williams
- Dick Allen, Johnny Callison, Gavvy Cravath, Del Ennis, Von Hayes
- Bobby Abreu, Pat Burrell, Tony Gonzalez, Stan Lopata, Johnny Moore, Scott Rolen, Jim Tabor, Chase Utley
- Luis Aguayo, Cody Asche, Bobby Bragan, Ollie Brown, Maikel Franco, Freddy Galvis, Granny Hamner, Raúl Ibañez, Willie Jones, John Kruk, Hans Lobert, Fred Luderus, Willie Montanez, Lefty O'Doul, John Peters, Jimmy Rollins, Carlos Ruiz, Andy Seminick, Dickie Thon, Manny Trillo, Jayson Werth, Possum Whitted (22 players)
- Bill Atwood, Dave Bancroft, Kim Batiste, David Bell, John Briggs, Reid Brignac, Smoky Burgess, Marlon Byrd, Asdrúbal Cabrera, Dolph Camilli, Domingo Cedenó, Bud Clancy, Wes Covington, Darren Daulton, Spud Davis, Bob Dernier, Bo Diaz, Vince DiMaggio, David Doster, Johnny Estrada, Pedro Feliz, Art Fletcher, Tom Foley, Jeff Francoeur, Kevin Frandsen, Chick Fraser, Doug Glanville, Bryce Harper, George Harper, Charlie Hayes, Richie Hebner, Don Hurst, Rick Joseph, Davey Johnson, Deron Johnson, Scott Kingery, Chuck Klein, Andrew Knapp, Al Lakeman, Freddy Leach, Ricky Ledee, Cliff W. Lee, Travis Lee, Mike Lieberthal, Tony Longmire, Greg Luzinski, Len Matuszek, Sherry Magee, Gary Matthews, John Mayberry Jr., Bake McBride, Irish Meusel, Johnny Mokon, Don Money, John Morris, Dale Murphy, Bert Niehoff, Frank Parkinson, Hunter Pence, Tomas Perez, Tony Perez, Trevor Plouffe, Plácido Polanco, Wally Post, Todd Pratt, Sean Rodriguez, John Russell, Juan Samuel, Brian Schneider, Howie Schultz, Jean Segura, Roy Sievers, Bobby Smith, Jeff Stone, Tony Taylor, Frank Thomas, Jim Thome, Del Unser, Shane Victorino, Ozzie Virgil, John Vukovich, Curt Walker, Bill White, Mark Whiten, Jimmy Wilson, Todd Zeile (86 players)

RUNS BATTED IN

BY THE MONTH

April	Ryan Howard, 2011 (27)
May	Cy Williams, 1923 (44)
June	Chuck Klein, 1930 (36)
July	Chuck Klein, 1929 (40)
August	Ryan Howard, 2006 (41)
September	Ryan Howard, 2008 (32)

MOST IN ONE MONTH

44	Cy Williams, 1923 (May)
41	Ryan Howard, 2006 (August)
40	Chuck Klein, 1929 (July)
39	Del Ennis, 1950 (July)
38	Pinky Whitney, 1932 (July)
38	Chuck Klein, 1930 (July)
36	Chuck Klein, 1930 (June)
35	Ryan Howard, 2006 (May)
34	Don Hurst, 1929 (July)
34	Dick Allen, 1966 (June)
33	Chuck Klein, 1929 (May)
33	Chuck Klein, 1932 (June)
33	Greg Luzinski, 1973 (June)
33	Ryan Howard, 2009 (August)
32	Don Hurst, 1932 (May)
32	Chuck Klein, 1930 (May)
32	Del Ennis, 1954 (May)
32	Mike Schmidt, 1974 (June)
32	Greg Luzinski, 1977 (July)
32	Mike Schmidt, 1979 (July)
32	Ryan Howard, 2008 (September)

MOST CONSECUTIVE GAMES WITH AN RBI

10	Pinky Whitney, 1931 Bobby Abreu, 2005
9	Pinky Whitney, 1928 Don Hurst, 1932 Ryan Howard, 2006 (twice) Chase Utley, 2008
8	Don Hurst, 1929 Buzz Arlett, 1931 Don Hurst, 1932 Chuck Klein, 1932 Wes Schulmerich, 1933 Del Ennis, 1955 Mike Schmidt, 1984 Darren Daulton, 1992 Todd Zeile, 1996 Rico Brogna, 1998 Rico Brogna, 1999 Jim Thome, 2003

MOST, ONE GAME – PHILLIES

RBI	Player	Date	Opponent
8	Kitty Bransfield	7/11/1910	at Pittsburgh
	Gavvy Cravath	8/8/1915	at Cincinnati
	Willie Jones	8/20/1958	at St. Louis
	Mike Schmidt	4/17/1976 (10 inn.)	at Chicago
7	Jayson Werth	5/16/2008	vs Toronto
	Ed Delahanty	7/13/1896	at Chicago
	Lee King	4/28/1922	at Brooklyn
	Johnny Mokan	5/11/1923	vs St. Louis
	Cy Williams	5/11/1923	vs St. Louis
	Russ Wrightstone	6/11/1926	vs Pittsburgh
	Cy Williams	5/20/1927	vs Cincinnati
	Dolph Camilli	4/19/1935	vs New York Giants
	Granny Hamner	7/17/1948	at St. Louis
	Del Ennis	7/27/1950	vs Chicago
	Del Ennis	7/23/1955	vs St. Louis
	Don Demeter	9/12/1961	at Los Angeles
	Dick Allen	9/29/1968	at New York Mets
Greg Luzinski	6/11/1977	at Atlanta	
Rico Brogna	8/25/1999	vs San Diego	
Robert Person	6/2/2002	vs Montreal	
Ryan Howard	6/20/2006	vs New York Yankees	
Carlos Ruiz	5/2/2012 (11 inn.)	at Atlanta	

MOST, ONE GAME – OPPONENT

RBI	Player	Date	Opponent
9	Erubiel Durazo	5/17/2002	at Arizona
8	Babe Herman	7/20/1933	at Chicago
	Mel Ott	5/11/1936	vs New York Giants
7	Alex Kampouris	5/9/1937	vs Cincinnati
	Ed Bailey	7/22/1965	at Chicago
	Chris Speier	9/22/1982	at Montreal
	George Kelly	7/25/1928	vs Cincinnati
	Pie Traynor	6/6/1930	vs Pittsburgh
	Frank Demaree	7/26/1936	vs Chicago
	Dom Dallessandro	8/26/1941	vs Chicago
	Johnny Bench	5/9/1973	vs Cincinnati
	Joe Morgan	8/19/1974	at Cincinnati
	Bill Buckner	5/17/1979	at Chicago
	George Hendrick	6/29/1982	vs St. Louis
	Will Clark	7/14/1991	vs San Francisco
	Mike Piazza	8/27/1995	vs Los Angeles
	Gary Sheffield	9/18/1995	vs Florida
	Jeff Blauser	5/11/1996	vs Atlanta
	Mark McGwire	5/18/2000	vs St. Louis
	Jeff Bagwell	8/13/2000	vs Houston
Aramis Ramirez	9/18/2006	vs Chicago	
Jason Giambi	5/19/2011	vs Colorado	
Billy Butler	4/7/2013	vs Kansas City	
Adeiny Hechavarria	5/5/2013	vs Miami	
Ryan Braun	4/8/2014	vs Milwaukee	
José Bautista	8/16/2018 (gm 1)	vs New York Mets	

NL TRIPLE CROWN WINNERS

Year	Player	Club	AVG	HR	RBI
1912	Heinie Zimmerman	Cubs	.372	14	103
1922	Rogers Hornsby	Cardinals	.401	42	152
1925	Rogers Hornsby	Cardinals	.403	39	143
1933	Chuck Klein	PHILLIES	.368	28	120
1937	Joe Medwick	Cardinals	.374	31	154

PINCH HITTING

TEAM TOTALS

TEAM LEADER, AVERAGE (Min. 16 AB)

AVG	AB	H	HR	RBI	Year	Player(s)	AVG	AB	H	HR	RBI
.250	124	31	2	21	1950	Dick Whitman	.308	39	*12	0	5
.167	146	29	2	14	1951	Bill Nicholson	.306	36	11	0	9
.204	113	23	4	16	1952	Bill Nicholson	.250	32	8	3	10
.219	137	30	2	19	1953	Connie Ryan	.350	20	7	1	4
						Eddie Waitkus	.350	20	7	0	1
.225	120	27	2	20	1954	Smoky Burgess	.353	17	6	1	7
.210	138	29	2	16	1955	Glen Gorbous	.265	34	9	1	3
.217	180	39	2	39	1956	Solly Hemus	.273	33	9	0	0
.178	163	29	5	21	1957	Ron Northey	.269	26	7	1	5
*.308	208	*64	*11	*64	1958	Bob Bowman	*.419	31	13	3	9
.247	215	53	*9	53	1959	Dave Philley	.395	38	15	0	11
.195	261	51	4	30	1960	Bobby Gene Smith	.315	35	11	1	8
.219	260	57	2	30	1961	Tony Gonzalez	.375	16	6	1	3
.203	227	46	2	28	1962	Wes Covington	.300	30	9	0	6
.198	217	43	*8	*36	1963	Wes Covington	.320	25	8	2	9
.232	215	50	2	*30	1964	John Herrnstein	.333	21	7	1	5
.202	228	46	2	24	1965	Alex Johnson	.296	27	8	1	1
.212	208	44	1	19	1966	Doug Clemens	.245	49	12	0	8
.184	255	47	3	26	1967	Doug Clemens	.204	54	11	0	4
.242	186	*45	*5	23	1968	Rick Joseph	.292	24	7	2	3
.156	173	27	0	14	1969	Terry Harmon	.222	18	4	0	0
.242	207	50	*6	41	1970	Rick Joseph	.297	37	11	3	7
.196	184	36	3	17	1971	Byron Browne	.259	27	7	1	2
.213	221	*47	*5	21	1972	Tommy Hutton	*.421	19	8	0	3
.256	227	58	4	29	1973	M. Rogodzinski	.340	47	*16	2	7
.281	210	59	*9	41	1974	Tony Taylor	.370	46	17	2	12
.247	247	61	4	42	1975	Jay Johnstone	.400	25	10	1	6
.233	215	50	1	21	1976	Ollie Brown	.346	26	9	1	8
.249	213	53	2	42	1977	Dave Johnson	.346	26	9	1	11
.193	218	42	*8	40	1978	Dave Johnson	.316	19	6	2	11
.229	218	50	5	29	1979	Del Unser	.304	46	14	4	14
.276	174	48	0	25	1980	Del Unser	.316	38	12	0	6
.227	132	30	2	17	1981	George Vukovich^	.455	11	5	1	3
.217	189	41	0	23	1982	Greg Gross	.358	53	*19	0	7
.242	227	55	4	35	1983	Pete Rose	.364	22	8	0	2
.241	290	70	10	60	1984	Len Matuszek	.417	24	10	3	10
.205	244	50	4	29	1985	Jeff Stone	.278	18	5	1	1

* League leader; # Tied for league lead; ^ Min. 10 AB due to strike

MOST PINCH HITS, CAREER

117	Greg Gross (LH)
54	Tony Taylor
52	Tommy Hutton (LH)
51	Greg Dobbs (LH)
47	Tim McCarver (LH)
45	Kevin Jordan
43	Ricky Jordan
37	Ruben Amaro Jr. (SW)
37	Dave Philley (SW)
36	Jason Michaels
35	John Briggs (LH)
35	Del Unser (LH)
34	Kevin Sefcik
34	Cy Williams (LH)
33	Wes Covington (LH)
33	Ross Gload (LH)

MOST PINCH HITS, SEASON

22	Greg Dobbs (LH), 2008
20	Roy (Doc) Miller, 1913 (LH)
19	Greg Gross, 1982 (LH)
18	Rene Monteagudo, 1945 (LH)
	Dave Philley, 1958 (SW)
	Ross Gload, 2011 (LH)
17	Tony Taylor, 1974
16	Mike Rogodzinski, 1973 (LH)
	Ricky Jordan, 1993
	David Dellucci, 2006 (LH)
15	Harry McCurdy, 1933 (LH)
	Schoolboy Rowe, 1943
	Dave Philley, 1959 (LH)
	Greg Gross, 1987 (LH)
	Kevin Jordan, 1998
	Ross Gload, 2010 (LH)

PINCH HITTING

TEAM TOTALS

TEAM LEADER, AVERAGE (Min. 16 AB)

AVG	AB	H	HR	RBI	Year	Player(s)	AVG	AB	H	HR	RBI
.267	224	60	6	32	1986	Jeff Stone	.333	21	7	1	3
.233	258	60	4	21	1987	Keith Hughes	.421	19	8	0	3
.230	243	56	1	23	1988	Tommy Barrett	.381	21	8	0	2
.199	286	57	3	30	1989	Randy Ready	.263	19	5	1	3
.211	246	52	4	29	1990	Randy Ready	.267	45	12	0	5
.241	245	59	2	33	1991	Jim Lindeman	.361	36	13	0	2
.233	219	51	4	26	1992	Jim Lindeman	.400	20	8	1	5
.253	198	50	2	26	1993	Milt Thompson	.320	25	8	0	3
.272	147	40	3	27	1994	Pete Incaviglia	.350	20	7	1	3
.233	215	50	7	37	1995	Tony Longmire	.303	33	19	3	11
.216	213	46	5	26	1996	Ruben Amaro Jr.	.387	31	12	1	10
.183	246	45	3	26	1997	Kevin Sefcik	.316	19	6	0	0
.232	224	52	5	30	1998	Kevin Jordan	.278	54	15	2	10
.255	204	52	5	29	1999	Alex Arias	*.545	22	12	0	9
.199	231	46	2	19	2000	Brian R. Hunter	.225	40	9	1	4
.242	198	48	6	37	2001	Brian L. Hunter	.364	33	12	2	9
.220	209	46	5	30	2002	Doug Glanville	.350	20	7	0	2
.244	213	52	5	23	2003	Tyler Houston	.448	29	13	0	8
.240	225	54	9	35	2004	Chase Utley	.355	31	11	3	10
.233	227	53	4	37	2005	Endy Chavez	.250	44	11	0	5
.209	273	57	3	29	2006	David Dellucci	.267	60	16	1	11
.230	230	53	9	*57	2007	Jayson Werth	.353	17	6	2	5
.253	253	*64	*9	41	2008	Pedro Feliz	.438	16	7	1	5
.186	237	44	#9	36	2009	Matt Stairs	.210	62	13	*5	15
.188	240	45	8	31	2010	Ben Francisco	.282	39	11	0	7
.236	229	54	4	27	2011	Ben Francisco	.269	26	7	0	4
.206	238	49	5	23	2012	John Mayberry Jr.	.304	23	7	0	1
.222	234	52	4	29	2013	Kevin Frandsen	.250	56	14	1	10
.182	220	40	5	27	2014	John Mayberry Jr.	.391	23	9	3	11
.251	231	58	*10	39	2015	Jeff Francoeur	.367	30	11	1	11
.157	235	37	4	22	2016	Ryan Howard	.211	19	4	0	3
						Jimmy Paredes	.211	38	8	1	5
.255	208	53	4	26	2017	Cameron Perkins	.333	18	6	1	2
.208	260	54	5	32	2018	Nick Williams	.357	28	10	3	8
.203	286	58	9	26	2019	Phil Gosselin	.313	32	10	0	3
.300	40	12	0	6	2020	Adam Haseley+	.400	5	2	0	2

* League leader; # Tied for league lead; + Min. 5 AB due to shortened season

PINCH HOMERS, CAREER

There have been 382 pinch homers hit in Phillies history by 209 players:

- 9 Cy Williams
- 7 Greg Dobbs, Ricky Ledee, Matt Stairs
- 6 Gavy Cravath, Ryan Howard, Kevin Jordan, Rick Joseph, John Mayberry Jr., Del Unser
- 5 Gene Freese, Bill Nicholson, Chase Utley
- 4 Bob Bowman, Ollie Brown, Johnny Callison, Dave Hollins, Wally Post, Rip Repulski
- 3 Luis Aguayo, Andrés Blanco, Rob Ducey, Ross Gload, Jeff Grotewold, Von Hayes, Tommy Hutton, Dave Johnson, Deron Johnson, Tony Longmire, Stan Lopata, Jerry Martin, Len Matuszek, Jason Michaels, Darin Ruf, John Russell, Tony Taylor, Shane Victorino, Nick Williams
- 2 49 players
- 1 122 players

PINCH HOMERS, CONSECUTIVE AT-BATS

- 3 Del Unser 6/30, 7/5, 7/10/1979
- 2 Cy Williams 6/2, 6/6/1928
- Lefty O'Doul 9/9, 9/13/1930
- Rip Repulski 8/22, 8/24/1958
- Gene Freese 4/18, 4/23/1959
- Jerry Martin 5/18, 5/26/1978
- Jeff Grotewold 7/7 (game 2), 7/8/1992

PINCH HITTING

YEARLY LEADERS IN PINCH HITS

Year	PH	Player	Year	PH	Player	Year	PH	Player
1883-91		No player had a PH	1927	7	Jack Scott	1973	16	Mike Rogodzinski*
1892	1	Charlie Reilly*	1928	7	Cy Williams	1974	17	Tony Taylor
1893	2	John Sharrott*	1929	9	Cy Williams	1975	11	Tommy Hutton
1894	2	Mike Grady*	1930	8	Harry McCurdy	1976	9	Ollie Brown
1895	2	Tuck Tucker*		8	Tripp Sigman	1977	10	Tommy Hutton
1896	1	Ed Delahanty		8	Cy Williams	1978	9	Jose Cardenal
	1	Bill Hulen	1931	7	Harry McCurdy	1979	14	Del Unser
1897	1	Jack Boyle	1932	5	Fred Brickell		14	Greg Gross
	1	Kid Carsey	1933	15	Harry McCurdy*	1980	12	Del Unser
	1	Jack Clements	1934	7	Harvey Hendrick	1981	6	Greg Gross
	1	Billy Nash	1935	5	Al Todd	1982	19	Greg Gross*
	1	Al Orth	1936	8	Jimmy Wilson	1983	11	Joe Lefebvre
1898	2	Al Orth	1937	7	Earl Browne	1984	13	Greg Gross
1899	2	Pearce Chiles		7	Johnny Moore	1985	7	Greg Gross
	2	Ed Delahanty	1938	5	Cap Clark		7	Derrell Thomas
	2	Nap Lajoie	1939	8	Emmett Mueller	1986	13	Greg Gross
1900	1	Klondike Douglass	1940	4	Herschel Martin	1987	15	Greg Gross
1901	1	Jack Dunn		4	Emmett Mueller	1988	13	Greg Gross
	1	Al Orth		4	Bennie Warren	1989	11	Curt Ford
	1	Rabbit Slagle	1941	5	Chuck Klein	1990	12	Randy Ready
	2	Fred Jacklitsch		5	John Rizzo	1991	13	Jim Lindeman
1903	3	Red Dooin	1942	5	Earl Naylor	1992	13	Jeff Grotewold
	3	Frank Roth	1943	15	Schoolboy Rowe*	1993	16	Ricky Jordan
1904	4	Frank Roth*	1944	8	Coaker Triplett	1994	8	Tony Longmire
1905	3	Red Dooin	1945	18	Rene Monteagudo*	1995	12	Gary Varsho
	3	Hugh Duffy	1946	8	Lou Novikoff	1996	12	Ruben Amaro
	3	Otto Krueger	1947	9	Charlie Gilbert	1997	13	Kevin Jordan
1906	1	Jerry Donovan	1948	7	Bama Rowell	1998	15	Kevin Jordan
	1	Red Dooin		7	Harry Walker	1999	14	Kevin Sefcik
	1	John Lush	1949	7	Buddy Blattner	2000	14	Rob Ducey
	1	John Titus	1950	12	Dick Whitman*	2001	12	Brian L. Hunter
	1	Joe Ward	1951	11	Bill Nicholson	2002	11	Jason Michaels
1907	7	Wilfred Osborn*	1952	8	Bill Nicholson	2003	13	Tyler Houston
1908	3	Ernie Courtney	1953	7	Connie Ryan	2004	11	Chase Utley
1909	5	Joe Ward		7	Eddie Waitkus	2005	11	Endy Chavez
1910	3	Red Dooin	1954	6	Smoky Burgess	2006	16	David Dellucci
	3	Jimmy Walsh	1955	9	Glen Gorbous	2007	14	Greg Dobbs
1911	4	John Titus	1956	14	Frank Baumholtz*	2008	22	Greg Dobbs*
1912	7	Roy Miller	1957	7	Ron Northey	2009	13	Matt Stairs
1913	20	Roy Miller*	1958	18	Dave Philley*	2010	15	Ross Gload
1914	10	Josh Devore	1959	15	Dave Philley	2011	18	Ross Gload*
1915	3	Dode Paskert	1960	12	Clay Dalrymple	2012	7	John Mayberry Jr.
	3	Bud Weiser	1961	6	Tony Gonzalez	2013	14	Kevin Frandsen*
1916	6	Claude Cooper	1962	9	Wes Covington	2014	9	John Mayberry Jr.
1917	5	Frank Schulte	1963	8	Wes Covington	2015	11	Jeff Francoeur
1918	8	Mike Fitzgerald*	1964	7	John Herrnstein	2016	8	Jimmy Paredes
1919	6	Gavvy Cravath	1965	8	Alex Johnson	2017	9	Daniel Nava
1920	12	Gavvy Cravath*	1966	12	Doug Clemens	2018	10	Nick Williams
1921	9	Bevo LeBoureau	1967	11	Doug Clemens	2019	10	Phil Gosselin
1922	4	Bevo LeBoureau	1968	11	Rick Joseph	2020	2	Jay Bruce
1923	6	Clarence Mitchell	1969	4	Terry Harmon		2	Phil Gosselin
1924	7	Butch Henline	1970	11	Rick Joseph		2	Adam Haseley
1925	6	Russ Wrightstone	1971	7	Byron Browne		2	Neil Walker
1926	6	Wayland Dean	1972	8	Tommy Hutton			

* League leader

MOST PINCH HOMERS, SEASON – PLAYER

- 5 Gene Freese (1959), Matt Stairs (2009)
- 4 Rip Repulski (1958), Del Unser (1979)
- 3 Cy Williams (1928), Bill Nicholson (1952), Bob Bowman (1958), Wally Post (1958), Rick Joseph (1970), Jerry Martin (1978), Len Matuszek (1984), Dave Hollins (1990)*, Jeff Grotewold (1992), Tony Longmire (1995), Ricky Ledee (2002), Chase Utley (2004), Ross Gload (2010), John Mayberry Jr. (2014), Nick Williams (2018)

* Hit one from each side of the plate

MOST PINCH HOMERS, SEASON – TEAM

- 11 1958
- 10 1984, 2015
- 9 1959, 1974, 2004, 2007, 2008, 2009, 2019

SEASON LEADERS

.300 BATTING AVERAGE

Minimum 400 AB

1900	Flick (LH)378
	Lajoie346
	Delahanty323
	Thomas (LH)316
1901	Delahanty354
	Flick (LH)336
	Thomas (LH)309
1903	Thomas (LH)327
	Keister320
	Wolverton308
1905	Thomas (LH)317
	Titus (LH)308
1907	Magee328
1908	Bransfield304
1910	Magee	*.331
	Bates (LH)305
1911	Luderus (LH)301
1912	Paskert315
	Magee306
1913	Cravath341
	Magee306
	Lobert300
1914	Becker (LH)325
	Magee314
1915	Luderus (LH)315
1919	Meusel305
1920	C. Williams (LH) ..	.325
	Meusel309
1921	C. Williams (LH) ..	.320
1922	Walker (LH)337
	C. Lee322
	Henline316
	C. Williams (LH) ..	.308
1923	Tierney317
	Mokan313
	Holke311
1924	C. Williams (LH) ..	.328
	Holke300
1925	Harper (LH)349
	Fonseca319
1926	Leach (LH)329
	Mokan303
1927	Leach (LH)306
	Wrightstone (LH) ..	.306
	F. Thompson303
1928	Leach (LH)304
	Whitney301
1929	O'Doul (LH)	*.398
	Klein (LH)356
	Whitney327
	F. Thompson324
	Hurst (LH)304
	Frilberg (LH)301
1930	Klein (LH)386
	O'Doul (LH)383
	Whitney342
1931	Klein (LH)337
	Arlett313
	Hurst (LH)305
1932	Klein (LH)348
	Hurst (LH)339
	S. Davis336
	K. Davis309
	Bartell308
	Lee303
1933	Klein (LH)	*.368
	S. Davis349
	Fullis309

1934	Moore (LH)343
	E. Allen330
	Bartell310
	Chiozza (LH)304
1935	Moore (LH)323
	E. Allen307
1936	Moore328
	Camilli (LH)315
	Klein (LH)309
1937	Whitney341
	Camilli (LH)339
	Klein (LH)325
1939	Arnovich324
1941	Etten (LH)311
	Litwhiler305
1945	Wasdell300
1946	Ennis313
1947	Walker (LH)	*.363
1948	Ashburn (LH)333
1949	Ennis302
1950	Ennis311
	Ashburn (LH)303
1951	Ashburn (LH)344
1953	Ashburn (LH)330
1954	Ashburn (LH)313
1955	Ashburn (LH)	*.338
1956	Ashburn (LH)303
1958	Ashburn (LH)	*.350
	H. Anderson (LH) ..	.301
1962	Demeter307
	Gonzalez (LH)302
	Callison (LH)300
1963	Gonzalez (LH)306
1964	Allen318
1965	Rojas303
	Allen302
1966	Allen317
1967	Gonzalez (LH)339
	Allen307
1970	Taylor301
1974	Montanez (LH)304
	Cash300
1975	Bowa (SW)305
	Cash305
	Luzinski300
1976	Maddox330
	Johnstone (LH) ..	.318
	Luzinski304
1977	McBride (LH)316
	Luzinski309
1979	Rose (SW)331
1980	McBride (LH)309
1981	Rose (SW)325
	Schmidt316
	Matthews301
	<i>(min. 350 AB due to strike)</i>	
1986	V. Hayes (LH)305
1987	Thompson (LH) ..	.302
1990	Dykstra (LH)325
1992	Kruk (LH)323
1993	Kruk (LH)316
	Dykstra (LH)305
1995	Jefferies (SW)306
1998	Abreu (LH)312
1999	Abreu (LH)335
	Glanville325
	Lieberthal300
2000	Abreu (LH)316
2002	Abreu (LH)308
2003	Lieberthal313
	Byrd303
	Abreu (LH)300

2004	Abreu (LH)301
2006	Howard (LH)313
	Utley (LH)309
2007	Utley (LH)332
	Rowand309
2014	Revere (LH)306

650 AT-BATS

1932	Klein (LH)	650
1949	Ashburn (LH)	*662
	Hamner	*662
1964	Callison (LH)	654
1971	Bowa (SW)	*650
1974	Cash	*687
	Bowa (SW)	669
1975	Cash	*699
1976	Cash	*666
1978	Bowa (SW)	654
1980	Rose (SW)	655
1984	Samuel	*701
1985	Samuel	*663
1987	Samuel	*655
1998	Glanville	*678
2001	Rollins (SW)	*656
2004	Rollins (SW)	657
2005	Rollins (SW)	677
2006	Rollins (SW)	689
	Utley (LH)	658
2007	Rollins (SW)	*716
2009	Rollins (SW)	*672

200 HITS

1893	S. Thompson (LH) ..	*222
	Delahanty	219
1894	Hamilton (LH)	223
	Cross	204
1895	S. Thompson (LH) ..	211
	Hamilton (LH)	201
1897	Delahanty	200
1898	Lajoie	200
1899	Delahanty	*234
1900	Flick (LH)	207
1929	O'Doul (LH)	*254
	Klein (LH)	219
	F. Thompson	202
	Whitney	200
1930	Klein (LH)	250
	Whitney	207
	O'Doul (LH)	202
1931	Klein (LH)	200
1932	Klein (LH)	*226
1933	Klein (LH)	*223
	Fullis	200
1951	Ashburn (LH)	*221
1953	Ashburn (LH)	*205
1958	Ashburn (LH)	*215
1964	Allen	201
1974	Cash	206
1975	Cash	*213
1979	Rose (SW)	208
1999	Glanville	204
2006	Utley (LH)	203
2007	Rollins (SW)	212

150 SINGLES

1892	Hamilton (LH)	152
1893	S. Thompson (LH) ..	161
1894	Hamilton (LH)	179
	Cross	154
1895	Hamilton (LH)	167

1897	Cooley (LH)	155
1898	Cooley (LH)	156
1899	Thomas (LH)	162
	Delahanty	160
1900	Thomas (LH)	161
1905	Thomas (LH)	161
1929	O'Doul (LH)	*181
	F. Thompson	154
1930	Whitney	153
1933	Fullis	*162
1934	Bartell	153
1949	Ashburn (LH)	158
1951	Ashburn (LH)	*181
1953	Ashburn (LH)	*169
1954	Ashburn (LH)	150
1956	Ashburn (LH)	153
1957	Ashburn (LH)	*152
1958	Ashburn (LH)	*176
1974	Cash	*167
	Bowa (SW)	154
1975	Cash	*166
1976	Cash	162
1978	Bowa (SW)	*153
1979	Rose (SW)	*159
2014	Revere (LH)	*162

40 DOUBLES

1890	S. Thompson (LH) ..	*41
1895	Delahanty	*49
	S. Thompson (LH) ..	45
1896	Delahanty	*44
1897	Delahanty	40
1898	Lajoie	*40
1899	Delahanty	*56
1916	Niehoff	*42
1929	Klein (LH)	45
	Whitney	43
	F. Thompson	41
1930	Klein (LH)	*59
	Whitney	41
1931	Bartell	43
1932	Klein (LH)	50
	Bartell	48
	Lee	42
	Hurst (LH)	41
1933	Klein (LH)	*44
1934	E. Allen	*42
1935	E. Allen	46
1948	Ennis	40
1966	Callison (LH)	*40
1975	Cash	40
1979	Rose (SW)	40
1980	Rose (SW)	*42
1986	V. Hayes (LH)	*46
1992	Duncan	40
1993	Dykstra (LH)	44
1997	Morandini (LH)	40
1998	Rolen	45
2000	Abreu (LH)	42
2001	Abreu (LH)	48
2002	Abreu (LH)	50
2003	Rollins (SW)	42
2004	Abreu (LH)	47
	Rollins (SW)	43
2006	Rollins (SW)	45
	Utley (LH)	40
2007	Utley (LH)	48
	Rowand	45
2008	Utley (LH)	41
2009	Rollins (SW)	43
2010	Werth	*46
2017	Herrera (LH)	42

SEASON LEADERS

15 TRIPLES

1886	Wood (LH)	15
1887	Wood (LH)	19
1889	Fogarty	17
1892	Delahanty	*21
1893	Delahanty	18
1894	S. Thompson (LH)	27
	Delahanty	16
	Hamilton (LH)	15
1895	S. Thompson (LH)	21
1896	Delahanty	17
1897	Lajoie	25
	Delahanty	15
1900	Flick (LH)	16
1901	Flick (LH)	17
	Delahanty	16
1905	Magee	17
1908	Magee	16
1910	Magee	17
1917	Cravath	16
1932	Klein (LH)	15
1947	Walker (LH)	*16
1965	Callison (LH)	*16
1984	Samuel	*19
1987	Samuel	*15
2007	Rollins (SW)	*20
2011	Victorino (SW)	#16

30 HOME RUNS

1923	C. Williams (LH)	*41
1927	C. Williams (LH)	*30
1929	Klein (LH)	*43
	O'Doul (LH)	32
	Hurst (LH)	31
1930	Klein (LH)	40
1931	Klein (LH)	*31
1932	Klein (LH)	*38
1948	Ennis	30
1950	Ennis	31
1956	Lopata	32
1964	Callison (LH)	31
1965	Callison (LH)	32
1966	Allen	40
1968	Allen	33
1969	Allen	32
1971	D. Johnson	34
	Montanez (LH)	30
1974	Schmidt	*36
1975	Schmidt	*38
	Luzinski	34
1976	Schmidt	*38
1977	Luzinski	39
	Schmidt	38
1978	Luzinski	35
1979	Schmidt	45
1980	Schmidt	*48
1981	Schmidt	*31
1982	Schmidt	35
1983	Schmidt	*40
1984	Schmidt	*36
1985	Schmidt	33
1986	Schmidt	*37
1987	Schmidt	35
1996	Santiago	30
1998	Rolen	31
1999	Lieberthal	31
2001	Abreu (LH)	31
2002	Burrell	37
2003	Thome (LH)	*47
2004	Thome (LH)	42
	Abreu (LH)	30
2005	Burrell	32

2006	Howard (LH)	*58
	Utley (LH)	32
2007	Howard (LH)	47
	Burrell	30
	Rollins (SW)	30
2008	Howard (LH)	48
	Burrell	33
	Utley (LH)	33
2009	Howard (LH)	45
	Werth	36
	Ibañez (LH)	34
	Utley (LH)	31
2010	Howard (LH)	31
2011	Howard (LH)	33
2018	Hoskins	34
2019	Harper (LH)	35

75 EXTRA-BASE HITS

1895	S. Thompson (LH)	84
1929	Klein (LH)	94
1930	Klein (LH)	107
1931	Klein (LH)	75
1932	Klein (LH)	103
1933	Klein (LH)	79
1949	Ennis	75
1964	Allen	80
1966	Allen	75
1975	Schmidt	75
1977	Luzinski	77
	Schmidt	76
1980	Schmidt	81
1987	Samuel	80
1998	Rolen	80
2000	Abreu (LH)	77
2001	Abreu (LH)	83
2002	Burrell	78
	Abreu (LH)	76
2003	Thome (LH)	80
2004	Abreu (LH)	78
2006	Howard (LH)	84
	Rollins (SW)	79
	Utley (LH)	76
2007	Rollins (SW)	88
	Utley (LH)	75
2008	Rollins (SW)	78
	Utley (LH)	78
2009	Howard (LH)	86
2010	Werth	75

325 TOTAL BASES

1893	Delahanty	*347
1895	S. Thompson (LH)	*352
1899	Delahanty	*335
1929	Klein (LH)	405
	O'Doul (LH)	397
1930	Klein (LH)	*445
1931	Klein (LH)	*347
1932	Klein (LH)	*420
1933	Klein (LH)	*365
1950	Ennis	328
1964	Allen	*352
1966	Allen	331
1977	Luzinski	329
1980	Schmidt	*342
1987	Samuel	329
2003	Thome (LH)	331
2006	Howard (LH)	*383
	Utley (LH)	347
	Rollins (SW)	329
2007	Rollins (SW)	380
2008	Howard (LH)	331
	Utley (LH)	325
2009	Howard (LH)	352

100 RBI

1889	S. Thompson (LH)	111
1890	S. Thompson (LH)	102
1892	S. Thompson (LH)	104
1893	Delahanty	*146
	S. Thompson (LH)	126
1894	S. Thompson (LH)	141
	Delahanty	131
	Cross	125
1895	S. Thompson (LH)	*165
	Delahanty	106
	Cross	101
1896	Delahanty	*126
	S. Thompson (LH)	100
1897	Lajoie	127
1898	Lajoie	*127
1899	Delahanty	*137
1900	Flick (LH)	*110
	Delahanty	109
1901	Delahanty	108
1910	Magee	*123
1913	Cravath	*128
1914	Magee	*103
	Cravath	100
1915	Cravath	*115
1923	C. Williams (LH)	114
1928	Whitney	103
1929	Klein (LH)	145
	Hurst (LH)	125
	O'Doul (LH)	122
	Whitney	115
1930	Klein (LH)	170
	Whitney	117
1931	Klein (LH)	*121
1932	Hurst (LH)	*143
	Klein (LH)	137
	Whitney	124
1933	Klein (LH)	*120
1936	Camilli (LH)	102
1944	Northey (LH)	104
1949	Ennis	110
1950	Ennis	*126
1952	Ennis	107
1953	Ennis	125
1954	Ennis	119
1955	Ennis	120
1962	Demeter	107
1964	Callison (LH)	104
1965	Callison (LH)	101
1966	Allen	110
	White (LH)	103
1974	Schmidt	116
1975	Luzinski	*120
1976	Schmidt	107
1977	Luzinski	130
	Schmidt	101
1978	Luzinski	101
1979	Schmidt	114
1980	Schmidt	*121
1983	Schmidt	109
1984	Schmidt	*106
1985	Wilson	102
1986	Schmidt	*119
1987	Schmidt	113
	Samuel	100
1992	Daulton (LH)	*109
1993	Daulton (LH)	105
1998	Rolen	110
	Brogna (LH)	104
1999	Brogna (LH)	102
2001	Abreu (LH)	110
	Rolen	107

2002	Burrell	116
2003	Thome (LH)	131
	Abreu (LH)	101
2004	Abreu (LH)	105
	Thome (LH)	105
2005	Burrell	117
	Utley (LH)	105
	Abreu (LH)	102
2006	Howard (LH)	*149
	Utley (LH)	102
2007	Howard (LH)	136
	Utley (LH)	103
2008	Howard (LH)	146
	Utley (LH)	104
2009	Howard (LH)	#141
2010	Howard (LH)	108
2011	Howard (LH)	116
2019	Harper (LH)	114

100 RUNS SCORED

Since 1900

1900	Thomas (LH)	*134
	Slagle (LH)	115
	Flick (LH)	106
1901	Flick (LH)	111
	Delahanty	106
	Thomas (LH)	102
1905	Thomas (LH)	118
	Magee	100
1910	Magee	*110
1912	Paskert	102
1922	C. Walker (LH)	102
1924	C. Williams (LH)	101
1929	O'Doul (LH)	152
	Klein (LH)	126
	F. Thompson	115
	Hurst (LH)	100
1930	Klein (LH)	*158
	O'Doul (LH)	122
1931	Klein (LH)	*121
1932	Klein (LH)	*152
	Bartell	118
	Hurst (LH)	109
	G.K. Davis	100
1933	Klein (LH)	101
1934	Bartell	102
1936	Camilli (LH)	106
1937	Martin (SW)	102
	Camilli (LH)	101
1950	Waitkus (LH)	102
	Jones	100
1953	Ashburn (LH)	110
1954	Ashburn (LH)	111
1962	Callison (LH)	107
1963	Taylor	102
1964	Allen	*125
	Callison (LH)	101
1966	Allen	112
1974	Schmidt	108
1975	Cash	111
1976	Schmidt	112
1977	Schmidt	114
1979	Schmidt	109
1980	Schmidt	104
1982	Schmidt	108
1983	Schmidt	104
1984	Samuel	105
1985	Samuel	101
1986	V. Hayes (LH)	*107
1987	Samuel	113
1990	Dykstra (LH)	106
1992	Hollins (SW)	104

SEASON LEADERS

1993 Dykstra (LH) *143 Hollins (SW) 104 Kruk (LH) 100 1998 Rolen 120 Glanville 106 1999 Abreu (LH) 118 Gant 107 Glanville 101 2000 Abreu (LH) 103 2001 Abreu (LH) 118 2002 Abreu (LH) 102 2003 Thome (LH) 111 2004 Rollins (SW) 119 Abreu (LH) 118 2005 Rollins (SW) 115 Abreu (LH) 104 2006 Utley (LH) *131 Rollins (SW) 127 Howard (LH) 104 2007 Rollins (SW) *139 Rowand 105 Utley (LH) 104 2008 Utley (LH) 113 Howard (LH) 105 Victorino (SW) 102 2009 Utley (LH) 112 Howard (LH) 105 Victorino (SW) 102 Rollins (SW) 100 2010 Werth 106 2012 Rollins (SW) 102	1906 Thomas (LH) *107 1936 Camilli (LH) 116 1954 Ashburn (LH) *125 1955 Ashburn (LH) 105 1974 Schmidt 106 1975 Schmidt 101 1976 Schmidt 100 1977 Schmidt 104 1978 Luzinski 100 1979 Schmidt *120 1982 Schmidt *107 1983 Schmidt *128 1987 V. Hayes (LH) 121 1989 V. Hayes (LH) 101 1993 Dykstra (LH) *129 Daulton (LH) 117 Kruk (LH) 111 1999 Abreu (LH) 109 2000 Abreu (LH) 100 2001 Abreu (LH) 106 2002 Abreu (LH) 104 2003 Thome (LH) 111 Abreu (LH) 109 2004 Abreu (LH) 127 Thome (LH) 104 2005 Abreu (LH) 117 2006 Howard (LH) 108 2007 Burrell 114 Howard (LH) 107 2008 Burrell 102 2018 Santana (SW) 110 2019 Hoskins *116	1911 Lobert 40 1912 Paskert 36 1913 Lobert 41 1974 Bowa 39 1982 Dernier 42 1983 Dernier 35 1984 Samuel 72 Hayes 48 1985 Samuel 53 1986 Samuel 42 1987 Thompson 46 Samuel 35 1993 Dykstra 37 2001 Rollins *46 Abreu 36 2004 Abreu 40 2005 Rollins 41 2006 Rollins 36 2007 Rollins 41 Victorino 37 2008 Rollins 47 Victorino 36 2012 Pierre 37 2014 Revere 49	1930 O'Doul (LH) 453 Klein (LH) 436 1932 Hurst (LH) 412 Klein (LH) 404 1933 Klein (LH) 422 1936 Camilli (LH) 441 1937 Camilli (LH) 446 1941 Etten 405 1947 Walker (LH) 443 1948 Ashburn (LH) 410 1954 Ashburn (LH) 441 1955 Ashburn (LH) 449 1958 Ashburn (LH) 440 1967 Allen 404 1979 Rose (SW) 418 1981 Schmidt 435 <i>(min. 350 AB due to strike)</i> 1982 Schmidt 403 1987 V. Hayes (LH) 404 1990 Dykstra (LH) *418 1992 Kruk (LH) 423 1993 Kruk (LH) 430 Dykstra (LH) 420 1994 Dykstra (LH) 404 <i>(min. 300 AB due to strike)</i> 1998 Abreu (LH) 409 1999 Abreu (LH) 446 2000 Abreu (LH) 416 2002 Abreu (LH) 413 2003 Abreu (LH) 409 2004 Abreu (LH) 428 2005 Abreu (LH) 405 2006 Howard (LH) 425 2007 Utley (LH) 410 Burrell 400
--	--	--	--

.400 ON-BASE PCT

Since 1900 (min. 400 AB)

1900	Thomas (LH) 438	Flick 426
1901	Thomas (LH) 428	Delahanty 423
1902	Thomas (LH) 412	1903 Thomas (LH) 450
1904	Thomas (LH) 411	1905 Thomas (LH) 414
1910	Magee 445	1912 Paskert 420
1913	Cravath 407	1914 Cravath 402
1924	Williams (LH) 403	1929 O'Doul (LH) 465
	Klein (LH) 407	

100 WALKS

1891	Hamilton (LH) *102
1892	Connor (LH) 116
1894	Hamilton (LH) *126
1899	Thomas (LH) 115
1900	Thomas (LH) *115
1901	Thomas (LH) *100
1902	Thomas (LH) *107
1903	Thomas (LH) *107
1904	Thomas (LH) *102

35 STOLEN BASES

1900	Thomas 37
	Flick 35
1905	Magee 48
1906	Magee 55
1907	Magee 46
1908	Magee 40
1909	Magee 38
1910	Magee 49

* League leader

Tied for league lead

(LH) Left-handed batter

(SW) Switch-hitter

Note: See Yearly Batting Leaders in this section for more information.

SEASON LEADERS BY POSITION

(Since 1900)

Pos.	Player	Total	Year	Pos.	Player	Total	Year	Pos.	Player	Total	Year
BATTING AVERAGE				TRIPLES				RBI*			
P	Paul Weinert	.322	1923	P	Grover Alexander	4	1916	P	Schoolboy Rowe	20	1943
C	Smoky Burgess	.368	1954	C	Robin Roberts	4	1955	C	Darren Daulton	109	1992
1B	Dolph Camilli	.339	1937	C	Stan Lopata	7	1956	1B	Ryan Howard	149	2006
2B	Nap Lajoie	.346	1900	1B	Dolph Camilli	13	1936	2B	Chase Utley	105	2005
SS	Dick Bartell	.310	1934	2B	Juan Samuel	19	1984	SS	Jimmy Rollins	94	2007
3B	Pinky Whitney	.342	1930	SS	Jimmy Rollins	20	2007	3B	Pinky Whitney	124	1932
LF	Lefty O'Doul	.398	1929	3B	Pinky Whitney	14	1929	LF	Greg Luzinski	130	1977
CF	Harry Walker	.371	1947		Richie Allen	14	1965	CF	Cy Williams	114	1923
RF	Chuck Klein	.386	1930	LF	Sherry Magee	17	1905	RF	Chuck Klein	170	1930
				CF	Harry Walker	16	1947				
					Shane Victorino	16	2011				
				RF	Elmer Flick	17	1901				
DOUBLES				HOME RUNS							
P	Bucky Walters	10	1936	P	Rick Wise	6	1971				
C	J.T. Realmuto	36	2019	C	Stan Lopata	32	1956				
1B	Von Hayes	46	1986	1B	Ryan Howard	58	2006				
2B	Chase Utley	48	2007	2B	Chase Utley	33	2008				
SS	Dick Bartell	48	1932	SS	Jimmy Rollins	30	2007				
3B	Scott Rolen	45	1998	3B	Mike Schmidt	48	1980				
LF	Hal Lee	42	1932	LF	Greg Luzinski	39	1977				
	Ethan Allen	42	1934	CF	Cy Williams	41	1923				
CF	Ethan Allen	46	1935	RF	Chuck Klein	43	1929				
RF	Chuck Klein	59	1930								

* Since 1920, when RBI became an official stat

Note: Players who performed at more than one position are considered for the position they played most in that particular year and are credited with their entire season's statistics.

YEARLY BATTING LEADERS

YEAR	GAMES	AT-BATS	RUNS	HITS
1883	Farrar 99	Purcell 425	Purcell 70	Purcell 114
1884	Farrar 111	McClellan 450	Andrews 74	McClellan 116
1885	Farrar/Fogarty 111	Manning 445	Andrews 77	Mulvey 119
1886	Farrar 118	G. Wood 450	Andrews 93	G. Wood 123
1887	Fogarty 126	Fogarty 495	G. Wood 118	Andrews 151
1888	Farrar 131	Andrews 528	Andrews 75	Andrews 126
1889	Farrar 130	Mulvey 544	Fogarty 107	S. Thompson 158
1890	Allen 133	S. Thompson 509	Hamilton 133	S. Thompson #172
1891	Myers 135	S. Thompson 550	Hamilton *141	Hamilton *179
1892	Connor 155	S. Thompson 609	Hamilton 132	S. Thompson 186
1893	Delahanty/Hallman 132	S. Thompson *600	Delahanty 145	S. Thompson *222
1894	Hamilton 131	Hamilton 559	Hamilton *196	Hamilton 223
1895	Boyle 133	Boyle *565	Hamilton *166	S. Thompson 211
1896	Delahanty 123	S. Thompson 517	Delahanty 131	Delahanty 198
1897	Cooley 133	Cooley *566	Cooley 124	Delahanty 200
1898	Cooley/Cross 149	Cooley 629	Cooley 123	Lajoie 200
1899	M. Cross 154	Lauder 583	Thomas 137	Delahanty *234
1900	Slagle 141	Slagle 574	Thomas *134	Flick 207
1901	M. Cross 139	two with 542	Flick 111	Delahanty 192
1902	Barry/Thomas 138	S. Barry 543	Thomas 89	S. Barry 156
1903	Barry/Hulswitt 138	S. Barry 550	Thomas 88	Thomas 156
1904	Gleason 153	Gleason 587	Thomas 92	Gleason 161
1905	three with 155	Gleason 608	Thomas 118	Magee 180
1906	Doolan/Magee 154	Magee 563	Thomas 81	Magee 159
1907	Doolan/Titus 145	Titus 523	Magee 75	Magee 165
1908	Osborn 152	Grant *598	Magee 79	Bransfield 160
1909	Grant 154	Grant *631	Grant 75	Grant 170
1910	Magee 154	Grant 579	Magee *110	Magee 172
1911	Paskert 153	Paskert 560	Knabe 99	Luderus 166
1912	Luderus 148	Luderus 572	Paskert 102	Paskert 170
1913	Luderus 155	Luderus 588	Lobert 98	Cravath *179
1914	Cravath 149	Magee 544	Magee 96	Magee *171
1915	Bancroft 153	Bancroft 563	Cravath *89	Luderus 157
1916	Paskert 149	Paskert 555	Paskert 82	Paskert 155
1917	Luderus 154	Whitted 553	Paskert 78	Whitted 155
1918	Luderus 125	Bancroft 499	Bancroft 69	Luderus 135
1919	Luderus 138	Meusel 521	Meusel 65	Meusel 159
1920	C. Williams 148	C. Williams 590	C. Williams 88	C. Williams 192
1921	C. Williams 146	C. Williams 562	C. Williams 67	C. Williams 180
1922	C. Williams 151	C. Williams 584	Walker 102	Walker 196
1923	Holke 147	Holke 562	C. Williams 98	Holke 175
1924	Holke/Williams 148	Holke 563	C. Williams 101	C. Williams 183
1925	Sand 148	Sand 496	Harper 86	Harper 173
1926	Sand 149	Sand 567	Sand 99	Leach 162
1927	F. Thompson 153	F. Thompson 597	Sand 87	F. Thompson 181
1928	F. Thompson 152	F. Thompson 634	F. Thompson 99	F. Thompson 182
1929	three with 154	O'Doul 638	O'Doul 152	O'Doul *254
1930	Klein 156	Klein 648	Klein *158	Klein 250
1931	Klein 148	Klein 594	Klein #121	Klein 200
1932	three with 154	Klein 650	Klein *152	Klein *226
1933	Bartell/Klein 152	Fullis 647	Klein 101	Klein *223
1934	Bartell 146	Bartell 604	Bartell 102	Allen 192
1935	Allen/Camilli 156	Allen 645	Allen 90	Allen 198
1936	Norris 154	Norris 581	Camilli 106	Chiozza 170
1937	Scharein 146	Martin 579	Martin 102	Whitney 166
1938	Arnovich 139	Arnovich 502	Martin 58	Martin 139
1939	May 135	Arnovich 491	Arnovich 68	Arnovich 159
1940	Mahan 146	Mahan 544	May 59	May 147
1941	Bragan 154	Litwhiler 590	Etten 78	Litwhiler 180
1942	Litwhiler 151	Litwhiler 591	Litwhiler 59	Litwhiler 160
1943	Northey 147	Northey 586	Northey 72	Northey 163
1944	Lupien 153	Lupien 597	Adams 86	Lupien 169
1945	Wasdell 134	Antonelli 504	Wasdell 65	Wasdell 150
1946	Wyrostek 145	Wyrostek 545	Wyrostek 73	Ennis 169
1947	Verban 155	Ennis 541	Walker 79	Walker 181
1948	Ennis 152	Ennis 589	Ennis 86	Ennis 171
1949	three with 154	Ashburn/Hamner #662	Ennis 92	Ashburn 188
1950	Hamner/Jones 157	Waitkus 641	Waitkus 102	Ennis 180
1951	Ashburn 154	Ashburn 643	Ashburn 92	Ashburn *221

* League leader # Tied for league lead

YEARLY BATTING LEADERS

YEAR	GAMES	AT-BATS	RUNS	HITS
1952	Ashburn/Ryan 154	Ashburn..... 613	Ashburn 93	Ashburn173
1953	Ashburn 156	Ashburn..... 622	Ashburn 110	Ashburn*205
1954	Ashburn 153	Hammer 596	Ashburn 111	Hammer178
1955	Ennis/Jones 146	Ennis 564	Ashburn 91	Ashburn180
1956	Ashburn 154	Ennis 630	Lopata 96	Ashburn190
1957	Ashburn 156	Ashburn..... 626	Ashburn 93	Ashburn186
1958	Ashburn 152	Ashburn..... 615	Ashburn 98	Ashburn*215
1959	Ashburn 153	Ashburn..... 564	Ashburn 86	Ashburn150
1960	Herrera 145	Herrera 512	Taylor 66	Taylor145
1961	Callison 138	Callison 455	Callison 74	Callison121
1962	Callison 157	Taylor 625	Callison 107	Callison181
1963	Callison/Taylor 157	Taylor 640	Taylor102	Taylor180
1964	Allen/Callison 162	Callison 654	Allen*125	Allen201
1965	Allen 161	Allen/Callison 619	Allen/Callison..... 93	Allen187
1966	B. White 159	Rojas 626	Allen 112	Callison169
1967	Callison/Gonzalez 149	Callison 556	Allen 89	Gonzalez172
1968	Allen/Rojas 152	Rojas 621	Allen 87	Rojas144
1969	Hisle 145	Taylor 557	Allen 79	Taylor146
1970	Johnson 159	Johnson 574	Taylor 74	Johnson147
1971	Bowa 159	Bowa*650	Montanez 78	Bowa162
1972	Bowa/Money 152	Bowa 579	Bowa 67	Luzinski158
1973	Luzinski 161	Luzinski 610	Luzinski 76	Luzinski174
1974	three with 162	Cash*687	Schmidt 108	Cash206
1975	Cash 162	Cash*699	Cash 111	Cash*213
1976	Cash/Schmidt 160	Cash*666	Schmidt 112	Cash189
1977	Bowa/Schmidt 154	Bowa 624	Schmidt 114	Bowa175
1978	Bowa 156	Bowa 654	Schmidt 93	Bowa192
1979	Rose 163	Rose 628	Schmidt 109	Rose208
1980	Rose 162	Rose 655	Schmidt 104	Rose185
1981	Rose 107	Rose 431	Schmidt*78	Rose*140
1982	Matthews/Rose 162	Rose 634	Schmidt 108	Matthews173
1983	DeJesus 158	Schmidt 534	Schmidt 104	Schmidt136
1984	Samuel 160	Samuel*701	Samuel 105	Samuel191
1985	Samuel/Wilson 161	Samuel*663	Samuel 101	Samuel175
1986	Schmidt 160	V. Hayes 610	V. Hayes #107	V. Hayes187
1987	Samuel 160	Samuel*655	Samuel 113	Samuel178
1988	Samuel 157	Samuel 629	Bradley 77	Samuel153
1989	V. Hayes 154	Herr 561	V. Hayes 93	Herr161
1990	C. Hayes 152	Dykstra 590	Dykstra 106	Dykstra #192
1991	Murphy 153	Murphy 544	Kruk 84	Kruk158
1992	Hollins 156	Hollins 586	Hollins 104	Kruk164
1993	Dykstra 161	Dykstra*637	Dykstra*143	Dykstra*194
1994	Eisenreich 104	Duncan 347	Dykstra 68	Duncan 93
1995	C. Hayes 141	C. Hayes 529	Jefferies 69	Jefferies147
1996	Morandini 140	Morandini 539	Santiago 71	Morandini135
1997	Rolen 156	Rolen 561	Rolen 93	Morandini163
1998	Rolen 160	Glanville*678	Rolen 120	Glanville189
1999	Brogna 157	Glanville 628	Abreu 118	Glanville204
2000	Abreu/Glanville 152	Glanville 637	Abreu 103	Abreu182
2001	Abreu #162	Rollins*656	Abreu 118	Rollins180
2002	Abreu/Burrell 157	Rollins*637	Abreu 102	Abreu176
2003	Thome 159	Rollins 628	Thome 111	Abreu173
2004	Abreu 159	Rollins 657	Rollins 119	Rollins190
2005	Abreu #162	Rollins 677	Rollins 115	Rollins196
2006	Utley 160	Rollins 689	Utley*131	Utley203
2007	Rollins #162	Rollins*716	Rollins*139	Rollins212
2008	Howard #162	Howard 610	Utley 113	Utley177
2009	Howard 160	Rollins*672	Utley 112	Victorino181
2010	Werth 156	Victorino 587	Werth 106	Polanco165
2011	Howard 152	Rollins 567	Victorino 95	Rollins152
2012	Rollins 156	Rollins 632	Rollins 102	Rollins158
2013	Rollins 160	Rollins 600	Utley 73	Rollins151
2014	Utley 155	Revere 601	Rollins 78	Revere #184
2015	Galvis 151	Galvis 559	Herrera 64	Galvis/Herrera147
2016	Herrera 159	Galvis 584	Herrera 87	Herrera167
2017	Galvis #162	Galvis 608	Hernández 85	Galvis155
2018	Hernández/Santana 161	Hernández 605	Hernández 91	Hernández153
2019	Hernández 161	Hernández 612	Harper 98	Hernández171
2020	Gregorius 60	McCutchen 217	Harper 41	Gregorius 61

* League leader # Tied for league lead

YEARLY BATTING LEADERS

YEAR	TOTAL BASES	DOUBLES	TRIPLES	HOME RUNS
1883	Manning 153	Manning 31	Coleman 8	four with 1
1884	Manning 167	Manning 29	Purcell 7	Manning 5
1885	Mulvey 174	Mulvey 25	Mulvey 6	Mulvey 6
1886	G. Wood 183	Farrar 19	G. Wood 15	Farrar 5
1887	G. Wood 244	Fogarty 26	G. Wood 19	G. Wood 14
1888	Farrar 165	Farrar 24	Farrar 7	G. Wood 6
1889	S. Thompson 262	S. Thompson 36	Fogarty 17	S. Thompson *20
1890	S. Thompson 243	S. Thompson *41	Allen/Burke 11	Clements *7
1891	S. Thompson 227	Clements 29	S. Thompson 10	S. Thompson 7
1892	S. Thompson 253	Connor *37	Delahanty *21	Connor 12
1893	Delahanty *347	S. Thompson *37	Delahanty 18	Delahanty *19
1894	S. Thompson 307	Delahanty 36	S. Thompson 27	S. Thompson 13
1895	S. Thompson *352	Delahanty *49	S. Thompson 21	S. Thompson *18
1896	Delahanty 315	Delahanty *44	Delahanty 17	Delahanty 13
1897	Lajoie *315	Delahanty 40	Lajoie 25	Lajoie 9
1898	Lajoie 275	Lajoie *40	Flick 13	Flick 8
1899	Delahanty *335	Delahanty *56	Flick 14	Delahanty 9
1900	Flick *305	Flick 33	Flick 16	Flick 11
1901	Delahanty 287	Delahanty #39	Flick 17	Delahanty/Flick 8
1902	S. Barry 198	S. Barry 20	Hulswitt/Thomas 8	S. Barry 3
1903	Barry/Wolverton ... 189	Keister 27	Wolverton 12	Keister 3
1904	Gleason 196	Titus 25	Magee 12	Dooen 6
1905	Magee 253	Titus 36	Magee 17	Magee 5
1906	Magee 229	Magee 36	Magee 8	Magee 6
1907	Magee 229	Magee 28	Magee/Titus 12	Magee 4
1908	Magee 212	Magee 30	Magee 16	Bransfield 3
1909	Magee 208	Magee 33	Magee 14	Titus 3
1910	Magee *263	Magee 39	Magee 17	Magee 6
1911	Luderus 260	Magee 32	Luderus 11	Luderus 16
1912	Paskert 221	Paskert 37	Cravath/Magee 9	Cravath 11
1913	Cravath *298	Magee 36	Cravath 14	Cravath *19
1914	Magee *277	Magee *39	Magee 11	Cravath *19
1915	Cravath *266	Luderus 36	Cravath/Luderus ... 7	Cravath *24
1916	Paskert 223	Niehoff *42	Whitted 12	Cravath 11
1917	Cravath 238	Cravath 29	Cravath 16	Cravath #12
1918	Meusel 181	Cravath 27	Meusel 6	Cravath *8
1919	Meusel 214	Luderus 30	Bancroft/Meusel ... 7	Cravath *12
1920	C. Williams 293	C. Williams 36	C. Williams 10	C. Williams *15
1921	C. Williams 274	C. Williams 28	C. Williams 7	C. Williams 18
1922	C. Williams 300	Walker 36	Walker 11	C. Williams 26
1923	C. Williams 308	Holke/Tierney 31	Wrightstone 7	C. Williams *41
1924	C. Williams 308	C. Williams 31	C. Williams 11	C. Williams 24
1925	Harper 276	Harper 35	Harper/Sand 7	Harper 18
1926	Leach 238	Sand 30	Huber/Leach 7	C. Williams 18
1927	C. Williams 247	F. Thompson 32	F. Thompson 14	C. Williams #30
1928	Leach 276	Leach 36	Leach/Thompson ... 11	Hurst 19
1929	Klein 405	Klein 45	Whitney 14	Klein *43
1930	Klein *445	Klein *59	Klein 8	Klein 40
1931	Klein *347	Bartell 43	Klein 10	Klein *31
1932	Klein *420	Klein 50	Klein 15	Klein *38
1933	Klein *365	Klein *44	Hurst 8	Klein *28
1934	Allen 272	Allen #42	Moore 6	Camilli 12
1935	Moore 290	Allen 46	Chiozza 6	Camilli 25
1936	Camilli 306	Chiozza 32	Camilli 13	Camilli 28
1937	Camilli 279	Martin 35	Camilli/Martin ... 7	Camilli 27
1938	Martin 196	Martin 36	Martin 6	Klein 8
1939	Arnovich 203	Martin 28	Marty 6	Marty/Mueller 9
1940	Marty 199	Mahan/May 24	Marty 8	Rizzo 20
1941	Litwhiler 275	Litwhiler 29	Benjamin 7	Litwhiler 18
1942	Litwhiler 230	Litwhiler 25	Litwhiler 9	Litwhiler 9
1943	Northey 252	Northey 31	Adams 7	Northey 16
1944	Northey 283	Adams/Northey ... 35	Lupien/Northey ... 9	Northey 22
1945	Wasdell 206	Antonelli 27	Wasdell 8	DiMaggio 19
1946	Ennis 262	Ennis/Wyrostek ... 30	Ennis/Northey ... 6	Ennis 17
1947	Walker 244	Walker 28	Walker *16	Seminick 13
1948	Ennis 309	Ennis 40	Blatnick 8	Ennis 30
1949	Ennis 320	Ennis 39	Ashburn/Ennis ... 11	Ennis 25
1950	Ennis 328	Ennis 34	Ashburn *14	Ennis 31
1951	Ashburn 274	Ashburn 31	Hamner 7	Jones 22

* League leader # Tied for league lead

YEARLY BATTING LEADERS

YEAR	TOTAL BASES	DOUBLES	TRIPLES	HOME RUNS
1952	Ennis..... 281	Ashburn..... 31	Ennis.....10	Ennis.....20
1953	Ennis..... 280	Hamner..... 30	Ashburn.....9	Ennis.....29
1954	Hamner..... 278	Hamner..... 39	Hamner.....11	Ennis.....25
1955	Ennis..... 292	Ashburn..... 32	Ashburn.....9	Ennis.....29
1956	Lopata..... 286	Lopata..... 33	Ashburn/Blaylock...8	Lopata.....32
1957	Bouchee..... 270	Bouchee..... 35	Ashburn/Bouchee...8	Repulski.....20
1958	Ashburn..... 271	Anderson..... 34	Ashburn.....*13	Anderson.....23
1959	Bouchee..... 224	Bouchee..... 29	Koppe.....7	Freese.....23
1960	Herrera..... 233	Herrera..... 26	Herrera.....6	Herrera.....17
1961	Callison..... 190	Callison..... 20	Callison.....11	Demeter.....20
1962	Callison..... 296	Callison..... 26	Callison.....#10	Demeter.....29
1963	Callison..... 314	Callison/Gonzalez...36	Gonzalez.....12	Callison.....26
1964	Allen.....*352	Allen..... 38	Allen.....#13	Callison.....31
1965	Callison..... 315	Allen..... 31	Callison.....*16	Callison.....32
1966	Allen..... 331	Callison.....*40	Allen.....10	Allen.....40
1967	Allen..... 262	Allen..... 31	Allen.....10	Allen.....23
1968	Allen..... 271	Taylor..... 20	Allen.....9	Allen.....33
1969	Allen..... 251	Callison..... 29	three with.....5	Allen.....32
1970	Johnson..... 262	Johnson.....28	Taylor.....9	Johnson.....27
1971	Johnson..... 285	Johnson..... 29	Money.....8	Johnson.....34
1972	Luzinski..... 255	Montanez.....#39	Bowa.....*13	Luzinski.....18
1973	Luzinski..... 295	B. Robinson..... 32	Montanez.....5	Luzinski.....29
1974	Schmidt..... 310	Montanez..... 33	Cash.....11	Schmidt.....*36
1975	Luzinski.....*322	Cash.....40	Bowa.....9	Schmidt.....*38
1976	Schmidt.....*306	Johnstone..... 38	Cash.....*12	Schmidt.....*38
1977	Luzinski..... 329	Luzinski..... 35	Schmidt.....11	Luzinski.....39
1978	Luzinski..... 284	Maddox..... 34	Bowa.....5	Luzinski.....35
1979	Schmidt..... 305	Rose.....40	McBride.....12	Schmidt.....45
1980	Schmidt.....*342	Rose.....*42	McBride.....10	Schmidt.....*48
1981	Schmidt.....*228	Matthews..... 21	Rose.....5	Schmidt.....*31
1982	Schmidt..... 281	Matthews..... 31	DeJesus.....5	Schmidt.....35
1983	Schmidt..... 280	Lefebvre..... 20	Lefebvre.....8	Schmidt.....*40
1984	Samuel..... 310	Samuel..... 36	Samuel.....#19	Schmidt.....#36
1985	Schmidt..... 292	Wilson..... 39	Samuel.....13	Schmidt.....33
1986	Schmidt.....*302	V. Hayes.....#46	Samuel.....12	Schmidt.....*37
1987	Samuel..... 329	Samuel..... 37	Samuel.....*15	Schmidt.....35
1988	Samuel..... 239	Samuel..... 32	Samuel.....9	James.....19
1989	V. Hayes..... 249	Dykstra..... 32	Herr/Kruk.....6	V. Hayes.....26
1990	Dykstra..... 260	Dykstra..... 35	Kruk.....8	V. Hayes.....17
1991	Kruk..... 260	Murphy..... 33	Kruk.....6	Kruk.....21
1992	Hollins..... 275	Duncan..... 40	Morandini.....8	Daulton/Hollins...27
1993	Dykstra..... 307	Dykstra..... 44	Morandini.....9	Daulton/Incaviglia 24
1994	Daulton/Duncan...141	Dykstra..... 26	Dykstra/Morandini...5	Daulton.....15
1995	Hayes/Jefferies...215	Morandini..... 34	Morandini.....7	three with.....11
1996	Santiago..... 242	three with..... 24	Otero.....7	Santiago.....30
1997	Rolen..... 263	Morandini..... 40	Daulton.....6	Rolen.....21
1998	Rolen..... 320	Rolen..... 45	Glanville.....7	Rolen.....31
1999	Abreu..... 300	Glanville..... 38	Abreu.....11	Lieberthal.....31
2000	Abreu..... 319	Abreu..... 42	Abreu.....10	Rolen.....26
2001	Abreu..... 319	Abreu..... 48	Rollins.....*12	Abreu.....31
2002	Burrell..... 319	Abreu..... 50	Rollins.....*10	Burrell.....37
2003	Thome..... 331	Rollins..... 42	Rollins.....6	Thome.....*47
2004	Abreu..... 312	Abreu..... 47	Rollins.....#12	Thome.....42
2005	Utley..... 293	Utley..... 39	Rollins.....11	Burrell.....32
2006	Howard.....*383	Rollins..... 45	Rollins.....9	Howard.....*58
2007	Rollins..... 380	Utley..... 48	Rollins.....*20	Howard.....47
2008	Howard..... 331	Utley..... 41	Rollins.....9	Howard.....*48
2009	Howard..... 352	Rollins..... 43	Victorino.....13	Howard.....45
2010	Werth..... 295	Werth.....*46	Victorino.....10	Howard.....31
2011	Howard..... 272	Ibañez..... 31	Victorino.....#16	Howard.....33
2012	Rollins..... 270	Rollins..... 33	Pierre.....6	Rollins.....23
2013	Brown..... 245	Rollins..... 36	Utley.....6	Brown.....27
2014	Byrd..... 263	Utley..... 36	Revere.....7	Byrd.....25
2015	Herrera/Howard...207	Herrera..... 30	Revere.....6	Howard.....23
2016	Franco..... 248	Galvis/Rupp..... 26	Hernández.....11	Franco/Howard...25
2017	Herrera..... 238	Herrera..... 42	Galvis/Hernández...6	Franco.....24
2018	Hoskins..... 277	Hoskins..... 38	Quinn.....4	Hoskins.....34
2019	Harper..... 292	Segura..... 37	Hoskins.....5	Harper.....35
2020	Gregorius..... 105	Bohm..... 11	four with.....2	Harper.....13

* League leader # Tied for league lead

YEARLY BATTING LEADERS

YEAR	STOLEN BASES	WALKS	RBI	AVERAGE
1883		Harbidge 24		Purcell268
1884		Manning 40		Manning271
1885		Manning 37		Mulvey269
1886		Fogarty 42	Mulvey 53	G. Wood273
1887	Fogarty 102	Fogarty *82	Ferguson 85	Andrews325
1888	Fogarty 58	Fogarty 53	Farrar 53	Farrar244
1889	Fogarty *99	Fogarty 65	S. Thompson 111	S. Thompson296
1890	Hamilton *102	Allen 87	S. Thompson 102	Hamilton325
1891	Hamilton *115	Hamilton *102	S. Thompson 90	Hamilton *340
1892	Hamilton 56	Connor 116	S. Thompson 104	Hamilton330
1893	Hamilton 41	Allen 71	Delahanty *146	S. Thompson *380
1894	Hamilton *99	Hamilton *126	S. Thompson 141	S. Thompson 404
1895	Hamilton *95	Hamilton #96	S. Thompson *165	Delahanty399
1896	Delahanty 37	Delahanty 62	Delahanty *126	Delahanty397
1897	Cooley 31	Delahanty/Nash 60	Lajoie 127	Delahanty377
1898	Delahanty 58	Flick 86	Lajoie *127	Delahanty334
1899	Thomas 42	Thomas 115	Delahanty *137	Delahanty *408
1900	Thomas 37	Thomas *115	Flick *110	Flick378
1901	Flick 30	Thomas *100	Delahanty 108	Delahanty354
1902	Thomas 17	Thomas *107	S. Barry 57	S. Barry287
1903	S. Barry 26	Thomas *107	Keister 63	Thomas327
1904	Thomas 28	Thomas *102	Magee 57	Titus294
1905	Magee 48	Thomas 93	Magee 98	Thomas317
1906	Magee 55	Thomas *107	Magee 67	Magee282
1907	Magee 46	Thomas *83	Magee *85	Magee328
1908	Magee 40	Titus 53	Bransfield 71	Bransfield304
1909	Magee 38	Titus 66	Magee 66	Bransfield292
1910	Magee 49	Magee 94	Magee *123	Magee *331
1911	Lobert 40	Knabe 94	Luderus 99	Luderus301
1912	Paskert 36	Paskert 91	Magee 72	Paskert315
1913	Lobert 41	Paskert 65	Cravath *128	Cravath341
1914	Lobert 31	Cravath 83	Magee *103	Becker325
1915	Whitted 24	Cravath *86	Cravath *115	Luderus315
1916	Whitted 29	Bancroft 74	Cravath 70	Cravath283
1917	Stock 25	Cravath 70	Cravath 83	Cravath/Whitted280
1918	Stock 20	Bancroft/Cravath 54	Luderus 67	Luderus288
1919	Meusel 24	Luderus 54	Meusel 59	Meusel305
1920	C. Williams 18	Stengel 38	C. Williams 72	C. Williams325
1921	Meusel 8	C. Williams 30	C. Williams 75	C. Williams320
1922	Walker/Williams 11	C. Williams 74	C. Williams 92	Walker337
1923	Walker 12	Sand 82	C. Williams 114	Tierney317
1924	Harper 10	C. Williams 67	C. Williams 93	C. Williams328
1925	Harper 10	Sand 64	Harper 97	Harper349
1926	Huber 9	Sand 66	Leach 71	Leach329
1927	F. Thompson 19	C. Williams 61	C. Williams 98	Leach/Wrightstone306
1928	F. Thompson 19	Hurst 68	Whitney 103	Leach304
1929	F. Thompson 16	Hurst 80	Klein 145	O'Doul *398
1930	F. Thompson 7	O'Doul 63	Klein 170	Klein386
1931	Hurst 8	Hurst 64	Klein *121	Klein337
1932	Klein *20	Hurst 65	Hurst *143	Klein348
1933	Fullis 18	Bartell/Klein 56	Klein *120	Klein *368
1934	Bartell 13	Bartell 64	Moore 93	Moore343
1935	Camilli 9	Camilli 65	Camilli 102	Moore323
1936	Chiozza 17	Camilli 116	Camilli 102	Moore328
1937	Scharein 13	Camilli 90	Camilli 80	Whitney341
1938	Scharein 11	Mueller/Weintraub 64	Arnovich 72	Martin298
1939	Arnovich 7	Arnovich 58	Arnovich 67	Arnovich324
1940	Mahan 4	May 58	Rizzo 53	May293
1941	Murtaugh *18	Etten 82	Etten 79	Etten311
1942	Murtaugh 13	Etten 67	Litwhiler 56	Litwhiler271
1943	Wasdell 6	Murtaugh 57	Northey 68	Dahlgren287
1944	Lupien 18	Adams 74	Northey 104	Northey288
1945	DiMaggio 12	DiMaggio 43	DiMaggio 84	Wasdell300
1946	Hughes/Wyrostek ... 7	Wyrostek 70	Ennis 73	Ennis313
1947	Walker 13	Wyrostek 61	Ennis 81	Walker *363
1948	Ashburn *32	Ashburn 60	Ennis 95	Ashburn333
1949	Ashburn 9	Seminick 69	Ennis 110	Ennis302
1950	Ashburn 14	Seminick 68	Ennis *126	Ennis311
1951	Ashburn 29	Ennis 68	Jones 81	Ashburn344

* League leader # Tied for league lead

YEARLY BATTING LEADERS

YEAR	STOLEN BASES	WALKS	RBI	AVERAGE
1952	Ashburn..... 16	Ashburn..... 75	Ennis..... 107	Ennis/Waitkus... .289
1953	Ashburn..... 14	Jones..... 85	Ennis..... 125	Ashburn..... .330
1954	Ashburn..... 11	Ashburn..... *125	Ennis..... 119	Ashburn..... .313
1955	Ashburn..... 12	Ashburn..... 105	Ennis..... 120	Ashburn..... *.338
1956	Ashburn..... 10	Jones..... 92	Ennis/Lopata..... 95	Ashburn..... .303
1957	Fernandez..... 18	Ashburn..... #94	Bouchee..... 76	Ashburn..... .297
1958	Ashburn..... 30	Ashburn..... *97	Anderson..... 97	Ashburn..... *.350
1959	Ashburn..... 9	Ashburn..... 79	Post..... 94	Bouchee..... .285
1960	Taylor..... 24	Del Greco..... 54	Herrera..... 71	Taylor..... .287
1961	Gonzalez..... 15	Callison..... 69	Demeter..... 68	Gonzalez..... .277
1962	Taylor..... 20	Dalrymple..... 70	Demeter..... 107	Demeter..... .307
1963	Taylor..... 23	Gonzalez..... 53	Demeter..... 83	Gonzalez..... .306
1964	Taylor..... 13	Allen..... 67	Callison..... 104	Allen..... .318
1965	Allen..... 15	Allen..... 74	Callison..... 101	Rojas..... .303
1966	White..... 16	Allen/White..... 68	Allen..... 110	Allen..... .317
1967	Allen..... 20	Allen..... 75	Allen..... 77	Gonzalez..... .339
1968	Taylor..... 22	Allen..... 74	Allen..... 90	Gonzalez..... .264
1969	Taylor..... 19	Allen/Briggs..... 64	Allen..... 89	Allen..... .288
1970	Bowa..... 24	Johnson..... 72	Johnson..... 93	Taylor..... .301
1971	Bowa..... 28	Johnson..... 72	Montanez..... 99	McCarver..... .278
1972	Bowa..... 17	Montanez..... 58	Luzinski..... 68	Luzinski..... .281
1973	Bowa..... 10	Schmidt..... 62	Luzinski..... 97	Unser..... .289
1974	Bowa..... 39	Schmidt..... 106	Schmidt..... 116	Montanez..... .301
1975	Schmidt..... 29	Schmidt..... 101	Luzinski..... *120	Bowa/Cash..... .305
1976	Bowa..... 30	Schmidt..... 100	Schmidt..... 107	Maddox..... .330
1977	McBride..... 36	Schmidt..... 104	Luzinski..... 130	Luzinski..... .309
1978	Maddox..... 33	Luzinski..... 100	Luzinski..... 101	Bowa..... .294
1979	Maddox..... 26	Schmidt..... *120	Schmidt..... 114	Rose..... .331
1980	Smith..... 33	Schmidt..... 89	Schmidt..... *121	McBride..... .309
1981	Smith..... 21	Schmidt..... *73	Schmidt..... *91	Rose..... .325
1982	Dernier..... 42	Schmidt..... *107	Schmidt..... 87	Diaz..... .288
1983	Dernier..... 35	Schmidt..... *128	Schmidt..... 109	Matthews..... .258
1984	Samuel..... 72	Schmidt..... 92	Schmidt..... #106	V. Hayes..... .292
1985	Samuel..... 53	Schmidt..... 87	Wilson..... 102	Schmidt..... .277
1986	Samuel..... 42	Schmidt..... 89	Schmidt..... *119	V. Hayes..... .305
1987	M. Thompson..... 46	V. Hayes..... 121	Schmidt..... 113	M. Thompson... .302
1988	Samuel..... 33	Jeltz..... 59	Samuel..... 67	M. Thompson... .288
1989	Dykstra..... 30	V. Hayes..... 101	V. Hayes..... 78	Herr..... .287
1990	Dykstra..... 33	Dykstra..... 89	V. Hayes..... 73	Dykstra..... .325
1991	Dykstra..... 24	Kruk..... 67	Kruk..... 92	Kruk..... .294
1992	Dykstra..... 30	Kruk..... 92	Daulton..... *109	Kruk..... .323
1993	Dykstra..... 37	Dykstra..... *129	Daulton..... 105	Kruk..... .316
1994	Dykstra..... 15	Dykstra..... 68	Daulton..... 56	Kruk..... .302
1995	Dykstra/Eisenreich... 10	Daulton..... 55	C. Hayes..... 85	Jefferies..... .306
1996	Morandini..... 26	Zeile..... 67	Santiago..... 85	Eisenreich..... .361
1997	Morandini/Rolen... 16	Rolen..... 76	Rolen..... 92	Morandini..... .295
1998	Glanville..... 23	Rolen..... 93	Rolen..... 110	Abreu..... .312
1999	Glanville..... 34	Abreu..... 109	Brogna..... 102	Abreu..... .335
2000	Glanville..... 31	Abreu..... 100	Rolen..... 89	Abreu..... .316
2001	Rollins..... #46	Abreu..... 106	Abreu..... 110	Anderson..... .293
2002	Abreu/Rollins..... 31	Abreu..... 104	Burrell..... 116	Abreu..... .308
2003	Abreu..... 22	Thome..... 111	Thome..... 131	Lieberthal..... .313
2004	Abreu..... 40	Abreu..... 127	Abreu/Thome..... 105	Abreu..... .301
2005	Rollins..... 41	Abreu..... 117	Burrell..... 117	Utley..... .291
2006	Rollins..... 36	Howard..... 108	Howard..... *149	Howard..... .313
2007	Rollins..... 41	Burrell..... 114	Howard..... 136	Utley..... .332
2008	Rollins..... 47	Burrell..... 102	Howard..... *146	Victorino..... .293
2009	Rollins..... 31	Werth..... 91	Howard..... #141	Victorino..... .292
2010	Victorino..... 34	Werth..... 82	Howard..... 108	Polanco..... .298
2011	Rollins..... 30	Howard..... 75	Howard..... 116	Victorino..... .279
2012	Pierre..... 37	Rollins..... 62	Rollins/Ruiz..... 68	Rollins..... .250
2013	Revere/Rollins..... 22	Rollins..... 59	Brown..... 83	Utley..... .284
2014	Revere..... 49	Howard..... 67	Howard..... 95	Revere..... .306
2015	Revere..... 24	Hernández..... 40	Howard..... 77	Herrera..... .297
2016	Herrera..... 25	Hernández..... 66	Franco..... 88	Hernández..... .294
2017	Hernández..... 15	Hernández..... 61	Franco..... 76	Hernández..... .294
2018	Hernández..... 19	Santana..... 110	Hoskins..... 96	Franco..... .270
2019	Harper/Kingery..... 15	Hoskins..... *116	Harper..... 114	Segura..... .280
2020	Quinn..... 12	Harper..... *49	Gregorius..... 40	Gregorius..... .284

* League leader # Tied for league lead

STOLEN BASES

TEAM					INDIVIDUAL (Pct.)				
ATT	SB	CS	PCT	Year	Player	ATT	SB	CS	PCT
91	63	28	.692	1951	Richie Ashburn	35	29	6	.829
101	60	41	.594	1952	Richie Ashburn	27	16	11	.593
63	42	21	.667	1953	Richie Ashburn	20	14	6	.700
57	30	27	.526	1954	Richie Ashburn	19	11	8	.579
76	44	32	.579	1955	Richie Ashburn	32	12	10	.545
68	45	23	.662	1956	Richie Ashburn	11	10	1	.909
83	57	26	.687	1957	Chico Fernandez	23	18	5	.783
84	51	33	.607	1958	Richie Ashburn	42	30	12	.714
85	39	46	.459	1959	Richie Ashburn	20	9	11	.450
93	45	48	.484	1960	Tony Taylor	37	26	11	.703
86	56	30	.651	1961	Tony Gonzalez	20	15	5	.750
121	79	42	.653	1962	Tony Taylor	29	20	9	.690
95	56	39	.589	1963	Tony Taylor	32	23	9	.719
65	30	35	.462	1964	Tony Taylor	20	13	7	.650
78	46	32	.590	1965	Dick Allen	17	15	2	.882
98	56	42	.571	1966	Bill White	22	16	6	.727
141	79	62	.560	1967	Dick Allen	25	20	5	.800
109	58	51	.532	1968	Tony Taylor	27	22	5	.815
122	73	49	.598	1969	Tony Taylor	29	19	10	.655
136	72	64	.529	1970	Larry Bowa	36	24	12	.667
102	63	39	.618	1971	Larry Bowa	39	28	11	.718
92	42	50	.457	1972	Larry Bowa	26	17	9	.654
86	41	45	.477	1973	Larry Bowa	16	10	6	.625
98	51	47	.520	1974	Larry Bowa	50	39	11	.780
173	115	58	.665	1975	Mike Schmidt	41	29	12	.707
183	126	57	.689	1976	Larry Bowa	38	30	8	.789
197	127	70	.645	1977	Larry Bowa	35	32	3	.914
203	135	68	.665	1978	Garry Maddox	40	33	7	.825
210	152	58	.724	1979	Garry Maddox	39	26	13	.667
204	128	76	.627	1980	Lonnie Smith	46	33	13	.717
212	140	62	.660	1981	Lonnie Smith	31	21	10	.677
151	103	48	.682	1982	Bob Dernier	54	42	12	.778
204	128	76	.627	1983	Bob Dernier	42	35	7	.833
246	186	60	.756	1984	Juan Samuel	87	72	15	.809
173	122	51	.705	1985	Juan Samuel	72	53	19	.736

MOST BY TWO TEAMMATES

120	Juan Samuel (72), Von Hayes (48) – 1984
83	Jimmy Rollins (47), Shane Victorino (36) – 2008
82	Jimmy Rollins (46), Bobby Abreu (36) – 2001
81	Milt Thompson (46), Juan Samuel (35) – 1987
80	Sherry Magee (49), Johnny Bates (31) – 1910
78	Jimmy Rollins (41), Shane Victorino (37) – 2007
77	Ben Revere (49), Jimmy Rollins (28) – 2014

MOST BY THREE TEAMMATES

147	Juan Samuel (72), Von Hayes (48), Jeff Stone (27) – 1984
110	Jimmy Rollins (46), Bobby Abreu (36), Doug Glanville (28) – 2001
106	Roy Thomas (37), Elmer Flick (35), Jimmy Slagle (34) – 1900
105	Sherry Magee (49), Johnny Bates (31), Eddie Grant (25) – 1910

STOLEN BASES

TEAM					INDIVIDUAL (Pct.)				
ATT	SB	CS	PCT	Year	Player	ATT	SB	CS	PCT
212	153	59	.722	1986	Milt Thompson	23	19	4	.826
160	111	49	.694	1987	Milt Thompson	56	46	10	.821
161	112	49	.696	1988	Juan Samuel	43	33	10	.767
156	106	50	.679	1989	Von Hayes	35	28	7	.800
143	108	35	.755	1990	Lenny Dykstra	38	33	5	.868
122	92	30	.754	1991	Lenny Dykstra	28	24	4	.857
158	127	31	.804	1992	Lenny Dykstra	35	30	5	.857
123	91	32	.740	1993	Lenny Dykstra	49	37	12	.755
91	67	24	.736	1994	Lenny Dykstra	19	15	4	.789
97	72	25	.742	1995	Jim Eisenreich	10	10	0	1.000
158	117	41	.741	1996	Mickey Morandini	31	26	5	.838
148	92	56	.622	1997	Rico Brogna	15	12	3	.800
142	97	45	.683	1998	Doug Glanville	29	23	6	.793
160	125	35	.781	1999	Doug Glanville	36	34	2	.944
132	102	30	.773	2000	Doug Glanville	39	31	8	.795
200	153	47	.765	2001	Jimmy Rollins	54	46	8	.852
147	104	43	.727	2002	Bobby Abreu	43	31	12	.721
101	72	29	.713	2003	Marlon Byrd	11	10	1	.917
127	100	27	.787	2004	Bobby Abreu	45	40	5	.889
108	82	26	.759	2005	Kenny Lofton	25	22	3	.880
117	92	25	.786	2006	Jimmy Rollins	40	36	4	.900
157	138	19	.879	2007	Michael Bourn	19	18	1	.947
161	136	25	.845	2008	Jayson Werth	21	20	1	.952
147	119	28	.810	2009	Chase Utley	23	23	0	1.000
129	108	21	.837	2010	Jimmy Rollins	18	17	1	.944
120	96	24	.800	2011	Shane Victorino	22	19	3	.864
139	116	23	.835	2012	Jimmy Rollins	35	30	5	.857
102	73	29	.716	2013	Jimmy Rollins	28	22	6	.786
135	109	26	.807	2014	Chase Utley	11	10	1	.909
120	88	32	.733	2015	Ben Revere	29	24	5	.828
141	96	45	.681	2016	Odúbel Herrera	32	25	7	.781
84	59	25	.702	2017	César Hernández	20	15	5	.750
95	69	26	.726	2018	César Hernández	25	19	6	.760
96	78	18	.813	2019	Bryce Harper	18	15	3	.833
43	35	8	.814	2020	Roman Quinn	12	12	0	1.000

SEASON LEADERS BY POSITION

Pos.	Player	SB	Year
P	Johnny Lush	6	1906
C	Red Dooin	20	1908
1B	Kitty Bransfield	30	1908
2B	Juan Samuel	72	1984
SS	Jimmy Rollins	47	2008
3B	Hans Lobert	41	1913
LF	Sherry Magee	55	1906
CF	Ben Revere	49	2014
RF	Bobby Abreu	40	2004

MOST STEALS, ONE GAME

11	7/12/1906 at STL (Sherry Magee 4, Kid Gleason 2, Red Dooin, Mickey Doolan, Johnny Lush, Roy Thomas and John Titus 1)
10	8/31/1906 vs NYG (Sherry Magee 4, Kitty Bransfield, Mickey Doolan, Kid Gleason, Paul Sentelle, Roy Thomas and John Titus 1)

MOST PLAYERS WITH 20 STEALS

6	1908 - Sherry Magee, Kitty Bransfield, Eddie Grant, Otto Knabe, John Titus, Red Dooin
4	1900 - Roy Thomas, Elmer Flick, Jimmy Slagle, Nap Lajoie
	1901 - Elmer Flick, Ed Delahanty, Roy Thomas, Monte Cross
	1909 - Sherry Magee, Eddie Grant, John Titus, Johnny Bates
	1910 - Sherry Magee, Johnny Bates, Eddie Grant, John Titus
	1911 - Hans Lobert, Dode Paskert, Otto Knabe, Sherry Magee
	1916 - Possum Whitted, Dode Paskert, Milt Stock, Bert Niehoff
	1979 - Garry Maddox, Bake McBride, Larry Bowa, Pete Rose
	2009 - Jimmy Rollins, Shane Victorino, Chase Utley, Jayson Werth

RUNS, HITS – GAME

Since 1900

MOST RUNS, GAME

PHILLIES

Runs	Opponent	Date
26	vs NYM	6/11/1985
23	at PIT	7/13/1900
23	at CHI	8/25/1922
23*	at CHI	5/17/1979
22	vs CIN	7/6/2009
21	vs CIN	5/15/1911
21	vs CIN	9/14/1920
21	vs CHI	7/3/1999
20	at CIN	5/11/1900
20	vs CHI	9/6/1900
20	vs STL	5/11/1923
20	vs COL	5/26/2008
20	at STL	6/13/2008
20	vs MIA	4/7/2018
19	vs CIN	6/24/1901
19	vs PIT	5/11/1911
19	at CIN	5/22/1937
19	at LAD	9/12/1961
19	vs CHI	6/23/1986
18	13 times; last: at ATL	9/9/2003

OPPONENTS

Runs	Opponent	Date
28	vs STL	7/6/1929
26	at CHI	8/25/1922
24	at CIN	5/13/1902
24	vs NYG	9/2/1925
24	vs NYM	8/16/2018 (gm 1)
23	vs STL	9/16/1926
23	vs NYG	7/11/1931
22	vs NYG	6/1/1923
22	at BKN	9/6/1930
22	vs BKN	9/23/1939
22*	at CHI	5/17/1979
22	vs CIN	9/4/1999
21	vs CIN	7/13/1923
21	vs CIN	8/11/1926
21	at CIN	6/5/1929
21	at CHI	6/23/1930
21	vs NYG	8/4/1934
21	vs CIN	5/9/1937
21	at CHI	5/5/1938

MOST RUNS, SHUTOUT GAME

PHILLIES

Runs	Opponent	Date
18	at PIT	7/11/1910
18	at CIN	8/10/1930
18	vs CIN	7/14/1934 (gm 1)
17	at PIT	5/20/1951
16	vs HOU	9/10/1963
15	at BOS	7/3/1928
15	at NYG	5/22/1936
14	vs STL	6/13/1922
14	vs FLA	9/16/2003
13	vs BOS	9/5/1910
13	at BOS	9/8/1913
13	at CHI	6/12/1915
13	at CHI	5/16/1979
13	at MTL	6/19/1994
13	vs NYM	8/14/2006

OPPONENTS

Runs	Opponent	Date
17	at NYM	9/25/2016
16	vs CHI	5/4/1929
15	vs NYG	4/30/1918
15	vs CHI	6/12/1935
15	vs CHI	9/26/1944
15	at BKN	8/16/1952
14	vs BKN	7/4/1942
14	vs STL	8/6/1980
14	at CHI	9/27/1981
14	at COL	9/26/2018
13	at PIT	8/8/1911
13	at NYG	9/4/1920
13	vs PIT	7/4/1945
13	at MTL	8/17/1977
13	vs SF	6/1/2007

MOST HITS, GAME

PHILLIES

Hits	Opponent	Date
27*	vs PIT	7/23/1930 (gm 2)
27	vs NYM	6/11/1985
26	at CHI	8/25/1922
26	at LAD	7/17/2007
25	vs CIN	6/24/1901
24*	at CHI	4/17/1976
24*	at CHI	5/17/1979
24*	at LAD	5/19/1990
23	nine times	

OPPONENTS

Hits	Opponent	Date
30	vs NYG	9/2/1925 (gm 2)
28	at CIN	5/13/1902
28	vs STL	7/6/1929 (gm 2)
28	vs NYG	7/11/1931
27	vs PIT	8/8/1922
27	vs BKN	9/23/1939
26	vs NYG	7/10/1930
26	vs STL	9/23/1930
26*	at CHI	5/17/1979

* Extra-inning game

BIG INNINGS

MOST RUNS, INNING – SORTED BY RUNS

PHILLIES				OPPONENTS			
Runs	Inning	Opponent	Date	Runs	Inning	Opponent	Date
13	4th	at CIN	4/13/2003	14	4th	at CHI	8/25/1922
12	6th	vs CHI	7/21/1923 (gm 1)	12	3rd	vs STL	9/16/1926 (gm 1)
12	1st	vs WSH	4/8/2017	12	6th	vs CHI	8/21/1935 (gm 2)
11	2nd	vs CIN	7/14/1934 (gm 1)	12	8th	at CHI	5/5/1938
11	7th	at SF	7/15/1972	12	8th	vs BKN	5/24/1953
11	3rd	at STL	9/24/1981	12	8th	vs HOU	5/31/1975
11	8th	at MIL	9/22/1999	11	9th	vs NYG	8/4/1934 (gm 2)
10	9th	at CLE	7/4/1891 (gm 1)	11	7th	at CHI	5/5/1946 (gm 1)
10	5th	at PIT	7/20/1938 (gm 1)	11	2nd	at ARI	8/11/2015
10	7th	at BOS	6/20/1943 (gm 1)	10	2nd	at CHI	8/25/1922
10	8th	vs NYG	9/4/1944 (gm 2)	10	1st	vs STL	7/6/1929 (gm 2)
10	1st	vs NYG	8/13/1948	10	5th	vs STL	7/6/1929 (gm 2)
10	8th	vs CIN	6/2/1949	10	3rd	vs NYG	7/10/1930
10	3rd	vs CIN	6/15/1962	10	5th	vs CHI	6/13/1937 (gm 1)
10	1st	vs CHI	8/5/1975	10	5th	vs CIN	8/3/1969
10	8th	at SF	8/21/1984	10	7th	at HOU	6/11/1974
10	1st	vs MTL	6/2/2002	10	1st	vs PIT	6/8/1989
10	9th	at FLA	9/17/2005	10	5th	vs NYM	8/16/2018 (gm 1)
10	1st	vs CIN	7/6/2009	10	2nd	vs ATL	8/30/2020
10	1st	vs NYM	4/16/2019				

MOST RUNS, INNING – SORTED BY INNING

PHILLIES			OPPONENTS		
Runs	Date	Inning	Runs	Date	
12	4/8/2017 vs WSH	1st	10	7/6/1929 vs STL (gm 2)	
			10	5/22/1934 vs PIT	
			10	6/8/1989 vs PIT	
11	7/14/1934 vs CIN (gm 1)	2nd	11	8/11/2015 at ARI	
11	9/24/1981 at STL	3rd	12	9/16/1926 vs STL (gm 1)	
13	4/13/2003 at CIN	4th	14	8/25/1922 at CHI	
10	7/20/1938 at PIT (gm 1)	5th	10	7/6/1929 vs STL (gm 2)	
			10	6/13/1937 vs CHI (gm 1)	
			10	8/3/1969 vs CIN	
12	7/21/1923 vs CHI (gm 1)	6th	12	8/21/1935 vs CHI (gm 2)	
11	7/15/1972 at SF	7th	11	5/5/1946 at CHI (gm 1)	
11	9/22/1999 at MIL	8th	12	5/5/1938 at CHI	
			12	5/24/1953 vs BKN (none out)	
			12	5/31/1975 vs HOU	
10	7/4/1891 at CLE (gm 1)	9th	11	8/4/1934 vs NYG (gm 2)	
10	9/17/2005 at FLA				
5	9/16/1930 vs PIT	10th	9	8/24/1947 vs CIN (gm 1)	
5	5/6/1960 at LAD		9	5/28/1995 vs SD	
5	8/22/2004 at MIL				
6	5/31/1967 at LAD	11th	7	6/10/1984 vs PIT	
			7	6/20/2017 vs STL	
4	9/17/1989 vs STL (gm 1)	12th	7	5/8/1949 vs CIN (gm 1)	
4	5/15/2009 at WSH				
5	6/16/2014 at ATL	13th	3	5/15/1946 vs CHI	
			3	6/12/2009 vs BOS	
5	8/19/1916 at CIN	14th	5	5/9/1970 vs LAD	
3	7/21/1956 at MIL	15th	5	8/26/1919 vs CIN (gm 2)	
3	6/28/1961 vs SF				
3	8/11/1980 at CHI				
3	9/29/1980 vs CHI				
3	7/24/2018 vs LAD	16th	2	8/24/2010 vs HOU	
3	6/27/2003 at BAL	17th	5	9/13/1974 vs STL	
2	9/15/1950 vs CIN (gm 2)	18th	5	8/24/13 vs ARI	
3	4/30/1919 vs BKN	19th	3	4/30/1919 vs BKN	
2	7/7/1993 vs LAD	20th			

INDIVIDUAL BATTING RECORDS

Since 1900; 9 innings, unless indicated (“Fewest” records do not include shortened seasons)

KEY: (ML) Major League record; (MLT) Major League record tied; (NL) Nat'l League record; (NLT) Nat'l League record tied

MOST YEARS

Career—18, Mike Schmidt

MOST GAMES

Season—163, Pete Rose, 1979

Rookie—162, Dick Allen, 1964 (NLT)

Career—2,404, Mike Schmidt

Consecutive—730, Richie Ashburn, 6/7/50-ended with 1955 opener; 533, Fred Luderus, 6/2/1916-ended with 1920 opener

MOST AT-BATS

Inning—Unknown

Game—7, Russ Wrightstone, 8/25/1922 vs CHI; Rick Schu, 6/11/1985 vs NYM; Juan Samuel, 6/11/1985 vs NYM; Jimmy Rollins, 7/15/2006 at SF; Shane Victorino, 7/17/2007 at LAD and 6/13/2008 at STL (MLT)

Extra-inning game—10, Del Ennis, 9/15/1950 (gm 2) vs CIN (19 inn.); Dave Bancroft, 4/30/1919 vs BKN (20 inn.)

Season—716, Jimmy Rollins, 2007 (ML)

Rookie—701, Juan Samuel, 1984 (ML)

Career—8,628, Jimmy Rollins

No hits, pitcher, season—31, Don Carman, 1986; 30, Rick Wise, 1966

MOST RUNS SCORED

Inning—2, held by many; last: Andrew McCutchen and Bryce Harper, 4/16/2019 vs NYM, 1st (NLT)

Game—5, John Titus, 6/4/1912 vs PIT; Denny Sothern, 6/6/1930 vs CIN; Lou Chiozza, 4/19/1935 vs NYG; Don Demeter, 9/12/1961 at LAD; John Kruk, 8/10/1989 at CHI; Mariano Duncan, 5/3/1992 at SF; Jimmy Rollins, 8/2/2006 at STL; Shane Victorino, 7/6/2009 vs CIN

Season—158, Chuck Klein, 1930 (NL)

Rookie—125, Dick Allen, 1964

Career—1,506, Mike Schmidt

Consecutive game streak—15, Lenny Dykstra, 1993

MOST HITS

Inning—2, held by many; last: Roman Quinn, 8/30/2020 vs ATL, 3rd (NLT)

Game—6, Connie Ryan, 4/16/1953 at PIT (4 1B, 2 2B)

First game—4, Edwin Freed, 9/11/1942 vs CIN (1B, 2 2B, 3B) (MLT)

Season—254, Lefty O'Doul, 1929 (LH) (NLT); 213, Dave Cash, 1975 (RH)

Rookie—201, Dick Allen, 1964

Career—2,306, Jimmy Rollins

Consecutive hits—9, Dick Sisler, 1950; Eddie Waitkus, 1950; Dave Philley, 1958-59; Jayson Werth, 2007

Consecutive pinch-hits—9, Dave Philley, 1958-59 (NL)

Consecutive game hit streak—38, Jimmy Rollins, 2005-06

Consecutive game hit streak, single season—36, Jimmy Rollins, 2005

Consecutive game hit streak, rookie—23, Goldie Rapp, 1921; Richie Ashburn, 1948

MOST SINGLES

Inning—2, held by many; last: Roman Quinn, 8/30/2020 vs ATL, 3rd (MLT)

Game—5, 23 times; last: Juan Pierre, 9/20/2012 at NYM

Season—181, Lefty O'Doul, 1929 & Richie Ashburn, 1951 (LH); 167, Dave Cash, 1974 (RH)

Rookie—134, Fresco Thompson, 1927 (RH); 131, Richie Ashburn, 1948 (LH)

Career—1,811, Richie Ashburn

MOST DOUBLES

Inning—2, Rick Schu, 10/3/1985, 3rd, at MTL; J.T. Realmuto, 4/16/2019 vs NYM, 1st (MLT)

Game—4, Gavvy Cravath, 8/8/1915 at CIN and 6/23/1919 vs BOS; Denny Sothern, 6/6/1930 vs CIN; Dick Bartell (consecutive), 4/25/1933 vs BOS; Willie Jones (consecutive), 4/20/1949 at BOS (MLT)

Season—59, Chuck Klein, 1930 (LH); 48, Dick Bartell, 1932 (RH)

Rookie—39, Kiddo Davis, 1932

Career—479, Jimmy Rollins

MOST TRIPLES

Inning—1, held by many

Game—3, Harry Wolverton, 7/13/1900 at PIT (MLT)

Season—20, Jimmy Rollins, 2007

Rookie—19, Juan Samuel, 1984

Career—127, Sherry Magee

MOST HOME RUNS

Inning—2, Andy Seminick, 6/2/1949 vs CIN, 8th; Von Hayes, 6/11/1985 vs NYM, 1st (MLT)

Game—3, 21 times, last: Jayson Werth, 5/16/2008 vs TOR

Extra-inning game—4, Chuck Klein, 7/10/1936 at PIT (10 inn.); Mike Schmidt, 4/17/1976 at CHI (10 inn.) (consecutive) (MLT)

Game, pitcher—2, Jack Knight, 6/24/1926 (gm 1), at NYG; Phil Collins, 7/22/1930 vs PIT; Rick Wise, 6/23/1971 at CIN and 8/28/1971 vs SF; Larry Christenson, 9/5/1976 vs NYM; Randy Lerch, 9/30/1978 at PIT; Robert Person, 6/2/2002 vs MTL; Randy Wolf, 8/11/2004 vs COL

Consecutive games—5, Dick Allen, 1969; Mike Schmidt, 1979; Bobby Abreu, 2005; Chase Utley, 2008 (twice); Rhys Hoskins, 2017; Odúbel Herrera, 2018

Consecutive games, pitcher—4, Ken Brett, 6/9-13-18-23/1973 (ML)

3 consecutive games—6, Mike Schmidt, 4/17-18-20/1976

4 consecutive games—7, Mike Schmidt, 4/17-18-20-21/1976

5 consecutive games—7, Mike Schmidt, 7/6-7-8-9-10/1979

First ML at-bat—Emmett Mueller, 4/19/1938 vs BKN; Eddie Sanicki, 9/14/1949 at PIT; Ricky Jordan, 7/17/1988 vs HOU; Marlon Anderson, 9/8/1998 vs NYM

Season—58, Ryan Howard, 2006 (LH); 48, Mike Schmidt, 1980 (RH)

Rookie—30, Willie Montanez, 1971 (LH); 29, Dick Allen, 1964 (RH)

Career—548, Mike Schmidt

At home, season—29, Chuck Klein, 1932; Ryan Howard, 2006

On road, season—29, Mike Schmidt, 1979; Ryan Howard, 2006

At home, career—265, Mike Schmidt

On road, career—283, Mike Schmidt

Grand slams, game—1, held by many; last: Didi Gregorius, 9/12/2020 at MIA

Grand slams, extra-inning game—10 players; last: John Mayberry Jr., 6/4/2013 vs MIA (11th inn.), 7-3 W

Grand slams, pitcher, game—1, 11 times, last: Robert Person, 6/2/2002 vs MTL (Chen)

Grand slams, season—4, Vince DiMaggio, 1945

Grand slams, career—15, Ryan Howard

Multi-HR games, season—7, Dick Allen, 1968 (RH); Ryan Howard, 2006 (LH); Chase Utley, 2006 (LH)

Home runs in consecutive at-bats—4, Deron Johnson, 7/10 (1) & 7/11/1971 (3) vs MTL; Mike Schmidt, 4/17/1976 at CHI (10 inn.); Mike Schmidt, 7/6 (1) & 7/7/1979 (3) vs SF; Benito Santiago, 9/14 (1) & 9/15/1996 (3) at CHI (MLT)

INDIVIDUAL BATTING RECORDS

Home runs, 1st two batters, game—Juan Samuel & Von Hayes, 7/29/1984 vs MTL (Gullickson); Gary Redus & Juan Samuel, 7/7/1986 vs ATL (Palmer); Lenny Dykstra & Mickey Morandini, 4/16/1996 at MTL (Paniagua); Jimmy Rollins & Placido Polanco, 9/9/2004 at ATL (Ortiz); Jimmy Rollins & Wil Nieves, 5/18/2014 vs CIN

Home runs from both sides of the plate, game—Steve Jeltz, 6/8/1989 vs PIT; Tomas Perez, 7/24/2001 vs MTL; Jimmy Rollins, 8/12/2006 vs CIN & 7/20/2011 at CHI; Freddy Galvis, 6/4/2017 vs SF

Winning 1-0, extra-inning game—1, held by two: Ron Northey, 6/22/1944 at BOS, 1st game, 15th & Juan Samuel, 8/20/1986 at SF, 10th

MOST EXTRA-BASE HITS

Inning—2, held by many; last: J.T. Realmuto, 4/16/2019 vs NYM, 1st (2B, 2B) (MLT)

Game—4, held by several; last: Ryan Howard, 6/18/2010 vs MIN (2B, 3B, 2 HR)

Season—107, Chuck Klein, 1930 (LH) (NLT); 88, Jimmy Rollins, 2007 (SW); 81, Mike Schmidt, 1980 (RH)

MOST TOTAL BASES

Inning—8, Andy Seminick, 6/2/1949, 8th, vs CIN; Von Hayes, 6/11/1985, 1st, vs NYM (MLT)

Game—13, John Moore, 7/22/1936; Don Demeter, 9/12/1961; Johnny Callison, 6/6/1965 at CHI (gm 2); Mike Lieberthal, 8/10/2002 at LA; Ryan Howard, 9/3/2006 vs ATL (gm 1) and 6/18/2010 vs MIN

Extra-inning game—17, Mike Schmidt, 4/17/1976 at CHI (10 inn.)

Season—445, Chuck Klein, 1930 (LH); 380, Jimmy Rollins, 2007 (SW); 352, Dick Allen, 1964 (RH)

Rookie—352, Dick Allen, 1964

Career—4,404, Mike Schmidt

MOST RUNS BATTED IN

Inning—5, Von Hayes, 6/11/1985 vs NYM, 1st; Bobby Abreu, 7/24/2003 at CHI, 6th; Chase Utley, 9/2/2010 at COL, 7th

Two consecutive innings—7, Del Ennis, 7/27/1950 vs CHI, 7th/8th; Jayson Werth, 5/16/2008 vs TOR, 2nd/3rd

Game—8, Kitty Bransfield, 7/11/1910 at PIT; Gavvy Cravath, 8/8/1915 at CIN; Willie Jones, 8/20/1958 at STL; Mike Schmidt, 4/17/1976 at CHI (10 inn.); Jayson Werth, 5/16/2008 vs TOR

Consecutive RBI games—10, Pinky Whitney, 1931; Bobby Abreu, 2005

Series, any length—13, done 3 times; last: Carlos Santana, 5/7-10/2018 vs SF

Season—170, Chuck Klein, 1930 (LH); 130, Greg Luzinski, 1977 (RH)

Rookie—103, Pinky Whitney, 1928

Career—1,595, Mike Schmidt

MOST SACRIFICE HITS

Game—3, done 15 times; last: Cliff Lee, 5/11/2013 at ARI

Season—43, Kid Gleason, 1905 (RH) (NL)

MOST SACRIFICE FLIES

Game—2, held by several; last: J.T. Realmuto, 8/30/2019 vs NYM

Season—13, Willie Montanez, 1971 (LH); Mike Schmidt, 1980 (RH)

Rookie—13, Willie Montanez, 1971 (MLT)

Career—108, Mike Schmidt

MOST WALKS

Inning—2, held by many; last: Aaron Altherr, 7/6/2018 at PIT, 7th (MLT)

Game—5, Dick Allen, 8/16/1968 vs SF; Von Hayes, 6/6/1990 at STL; Ryan Howard, 7/30/2006 vs FLA (gm 1) (NLT)

Extra-inning game—5, Andy Seminick, 9/30/1951 vs BKN (14 inn.); Richie Ashburn, 7/16/1954 at CIN (gm 1) (10 inn.)

Doubleheader—6, Clay Dalrymple, 7/4/1967 vs HOU (19 inn.) (NLT)

Season—129, Lenny Dykstra, 1993 (LH); 128, Mike Schmidt, 1983 (RH); 110, Carlos Santana, 2018 (SW)

Rookie—84, Ed Bouchee, 1957

Career—1,507, Mike Schmidt

MOST INTENTIONAL WALKS (since 1955)

Inning—1, held by many

Game—3, done 9 times; last: Bryce Harper, 9/23/2020 at WSH

Season—37, Ryan Howard, 2006

Rookie—14, Willie Montanez, 1971 (NL)

Career—201, Mike Schmidt

MOST HIT BY PITCH

Inning—1, held by many

Game—3, Chase Utley, 4/8/2008 at NYM

Season—27, Chase Utley, 2008 (LH)

MOST STRIKEOUTS

Inning—2, Joe Oeschger, 8/26/1917, 3rd; Cole Hamels, 9/8/2011 at MIL, 6th; Rhys Hoskins, 10/1/2017 vs NYM (4th); Jay Bruce, 8/18/2020 at BOS, 6th (MLT)

Game—5, Dick Allen, 6/28/1964 at STL (gm 1); Larry Hise, 5/28/1970 at MTL; Scott Rolen, 8/23/1999 vs SD (MLT); Darren Daulton, 4/16/1991 at CHI (13 inn.); Jim Thome, 7/2/2004 vs BAL (16 inn.); Pat Burrell, 9/16/2008 at ATL; Ryan Howard, 8/24/2010 vs HOU (16 inn.); Roman Quinn, 9/24/2016 at NYM; Odúbel Herrera, 5/25/2017 vs COL (11 inn.)

Consecutive—9, Wayne Twitchell, 1973 (pitcher)

Season—199, Ryan Howard, 2007 & 2008 (LH); 185, Marlon Byrd, 2014 (RH)

Rookie—168, Juan Samuel, 1984

Fewest, season—8, Emil Verban, 1947

Career—1,883, Mike Schmidt

MOST STOLEN BASES

Inning—Unknown

Game—4, Sherry Magee, 7/12/1906 at STL and 8/31/1906 vs NYG; Garry Maddox, 5/29/1978 vs PIT; Jayson Werth, 5/12/2009 vs LAD

Consecutive, single season—35, Jimmy Rollins, 2001

Consecutive, multi-season—39, Jimmy Rollins, 2007-08

2nd, 3rd, home, inning—Sherry Magee, 7/12/1906 at STL, 9th; Pete Rose, 5/11/1980 at CIN, 7th; Jayson Werth, 5/12/2009 vs LAD, 7th

Steal of home, game—2, Sherry Magee, 7/20/1912 at CHI (MLT)

Season—72, Juan Samuel, 1984

Rookie—72, Juan Samuel, 1984

Career—453, Jimmy Rollins

HIGHEST BATTING AVERAGE

Season—.398, Lefty O'Doul, 1929

Rookie—.333, Richie Ashburn, 1948

Career—.326, Chuck Klein

HIGHEST SLUGGING PERCENTAGE

Season—.687, Chuck Klein, 1930

Rookie—.557, Dick Allen, 1964

Career—.553, Chuck Klein (LH); .531, Dick Allen (RH)

MOST GROUNDED INTO DOUBLE PLAYS (since 1933)

Game—3, done 7 times; last: Rhys Hoskins, 8/12/2020 vs BAL

Season—25, Del Ennis, 1950; Ted Sizemore, 1977

Fewest, season—1, Richie Ashburn, 1948;

David Dellucci, 2006

TEAM BATTING RECORDS

Since 1900; 9 innings, unless indicated (“Fewest” records do not include shortened seasons)

KEY: (ML) Major League record; (MLT) Major League record tied; (NL) Nat'l League record; (NLT) Nat'l League record tied

MOST GAMES

Season—163, 1979; 1983; 1989

PLAYERS

Most, season—56, 2019

Fewest, season—23, 1915

MOST AT-BATS

Plate appearances, inning—Unknown

Plate appearances, game—66, 8/25/1922 vs CHI (MLT); 77, vs CIN, 5/25/2011 (19 inn.)

Game—69, 7/7/1993 vs LA (20 inn.); 53, 8/25/1922 vs CHI

Season—5,688 in 2007 (162 games); 5,667 in 1930 (156 games) (ML record for less than 162 games)

MOST RUNS

Inning—13, 4/13/2003 at CIN, 4th

Inning, opponent—14, 8/25/1922 at CHI, 4th

Consecutive scoreless innings—42.0, 5/18-25/1983

Game—26, 6/11/1985 vs NYM; W 26-7

Game, opponent—28, STL at PHI 6, 7/6/1929 (gm 2) (NL)

Opening game—19, 4/19/1900 vs BOS (10 inn.); W 19-17 (NL)

Shutout game—PHI 18, PIT 0, 7/11/1910; PHI 18, CIN 0, 8/10/1930; PHI 18, CIN 0, 7/14/1934

Shutout game, opponent—NYM 17, PHI 0, 9/25/2016

Most players scoring run, game—13, at CHI, 8/25/1922

Season—944 in 1930 (156 games)

Fewest, season—394 in 1942 (151 games)

MOST HITS

Inning—Unknown

Game—27, 6/11/1985 vs NYM

Game, opponent—30, 9/2/1925 vs NYG (gm 2)

Consecutive, start of game, none out—8, 8/5/1975 vs CHI (MLT)

Season—1,783 in 1930 (156 games) (ML)

Fewest, season—1,113 in 1907 (149 games)

MOST SINGLES

Inning—Unknown

Game—21, 7/25/1900 vs CIN

Season—1,268 in 1930 (156 games)

MOST DOUBLES

Inning—Unknown

Game—11, vs CHI, 6/23/1986 (since 1917)

Season—345 in 1930 (156 games)

MOST TRIPLES

Inning—Unknown

Game—5, 8/2/1986 vs CHI (since 1917)

Season—82 in 1900 (141 games) and 1905 (155 games)

MOST HOME RUNS

Inning—5, 6/2/1949 vs CIN, 8th; Andy Seminick 2, Willie

Jones, Schoolboy Rowe, Del Ennis (MLT)

—4, 8/17/1985 at CHI, 7th; Juan Samuel, Glenn Wilson,

Mike Schmidt (Von Hayes strikes out), Darren Daulton

Game—7, 9/8/1998 vs NYM and 7/26/2018 at CIN

Game, opponent—9, 9/4/1999 vs CIN

Most consecutive games, one home run—18 in 2008

Most consecutive games, no home runs—30 in 1918

Season, total—224 in 2009 (162 games)

Season, home—123 in 2019

Grand slams, inning—1, many times

Grand slams, game—2, 4/28/1921 vs BOS (Ralph Miller, Lee Meadows); 8/18/1997 vs SF (Billy McMillon, Mike Lieberthal); 9/9/2003 at ATL (Tomas Perez, Jason Michaels) (MLT); 4/27/2009 vs WSH (Ryan Howard and Raúl Ibañez); 4/7/2018 vs MIA (Maikel Franco and Aaron Altherr)

Grand slams, season—11 in 2009

MOST EXTRA-BASE HITS

Inning—7, 6/2/1949 vs CIN, 8th inn.; 7/6/1986 vs CIN, 3rd inn. (MLT)

Game—15, 6/23/1986 vs CHI (NLT)

Game, opponent—15, 8/24/2015 vs NYM

MOST TOTAL BASES

Inning—26, 6/2/1949 vs CIN, 8th (5 HR, 1 3B, 1 2B, 1 1B)

Game—46, 7/17/2007 at LAD

Game, extra innings—48, 5/17/1979 at CHI (10 inn.)

Game, opponent—51, 8/24/2015 vs NYM

Season—2,605 in 2007 (162 games); 2,594 in 1930 (156 games)

MOST RUNS BATTED IN

Inning—Unknown

Game—25, 6/11/1985 vs NYM

Season—884 in 1930 (156 games)

MOST SACRIFICE HITS

Inning—3, 9/23/1967 vs LA, 7th (MLT)

Game—6, done 4 times; last: 8/19/1922 at STL

Season—Unknown

MOST SACRIFICE FLIES

Inning—2, many times; last: 6/27/2017 at SEA, 5th

Game—3, many times; last: 7/19/2017 at MIA

Season—74 in 1977 (162 games)

MOST WALKS

Inning—Unknown

Game—14, 7/6/1918 at CIN

Game, extra innings—18, 7/2/2004 vs BAL (16 inn.) (NL)

Season—665 in 1993 (162 games); 652 in 1955 (154 games)

MOST INTENTIONAL WALKS

Inning—Unknown

Game—5, done 5 times; last: 6/2/1988 vs STL

Season—101 in 1967

MOST LEFT ON BASE

Inning—3, many times

Game—20, 9/4/1922 vs BKN and 8/14/1990 vs SF

Doubleheader—29, 5/15/1955 vs MIL (NLT)

Game, no runs scored—14, 9/22/1971 vs MTL

Season—1,295 in 2007

Fewest, season—991 in 1920 (153 games)

MOST HIT BY PITCH

Inning—3, 5/15/1960 vs CIN (gm 1), 8th; 8/31/2007 at FLA, 2nd (MLT)

Game—4, 9/14/1904 at BKN; 5/15/1960 at CIN (gm 1); 9/21/2016 vs CWS

Season—95 in 2006 (162 games)

Fewest, season—9 in 1939 (152 games) (NLT)

TEAM BATTING RECORDS

MOST STRIKEOUTS

Inning—4, Wes Covington, Tony Gonzalez, Dick Stuart, Clay Dalrymple, 4/17/1965, 2nd, vs LAD's Don Drysdale; Greg Dobbs, Jimmy Rollins, Shane Victorino, Ryan Howard, 6/21/2008, 8th, vs LAA's Scot Shields (MLT)

Game—19, 10/6/1991 vs NYM (David Cone); 20, 8/24/2013 vs ARI (18 inn.)

Season—1,520 in 2018 (162 games)

Fewest, season—452, in 1924 (152 games)

MOST STOLEN BASES

Inning—8, 7/7/1919 vs NYG (gm 1), 9th (MLT)

Game—11, 7/12/1906 at STL

Season—205 in 1900

MOST GROUNDED INTO DOUBLE PLAYS

Game—6, 5/17/2003 at HOU

Season—144 in 1950 (157 games)

Fewest, season—90, in 2009 (162 games)

HIGHEST BATTING AVERAGE

Season—.315 in 1930 (156 games)

LOWEST BATTING AVERAGE

Season—.232 in 1942 (151 games)

HIGHEST SLUGGING PERCENTAGE

Season—.467 in 1929 (154 games)

LOWEST SLUGGING PERCENTAGE

Season—.305 in 1907 (149 games)

HIGHEST ON-BASE PERCENTAGE

Season—.376 in 1929

LOWEST ON-BASE PERCENTAGE

Season—.289 in 1942

PINCH-HITTING RECORDS

KEY: (ML) Major League record; (MLT) Major League record tied; (NL) Nat'l League record; (NLT) Nat'l League record tied

INDIVIDUAL RECORDS

MOST AT-BATS

Season—74, Ross Gload, 2011

Rookie—61, Jeff Grotewold, 1992

Career—461, Greg Gross

MOST HITS

Season—22, Greg Dobbs, 2008

Consecutive, season—8, Dave Philley, 9/9-28/1958 (MLT)

Consecutive—9, Dave Philley, 9/9-28/1958, 4/16/1959 (ML)

Rookie—16, Mike Rogodzinski, 1973

Career—117, Greg Gross

MOST DOUBLES

3 consecutive games—3, Doug Clemens, 6/5-6-7/1967 (NLT)

MOST HOME RUNS

Season—5, Gene Freese, 1959; Matt Stairs, 2009

Consecutive, season—3, Del Unser, 6/30; 7/5; 7/10 in 1979 (MLT)

Rookie—3, Len Matuszek, 1984; Dave Hollins, 1990; Jeff Grotewold, 1992

Career—9, Cy Williams

Grand slams, game—1, held by 21 players, last: Ty Kelly, 8/19/2017 at SF (Gearrin)

Grand slams, season—2, Davey Johnson, 4/30/1978 and 6/3/1978 (MLT)

Grand slam, pitcher—Schoolboy Rowe, 5/2/1943 (MLT)

MOST RUNS BATTED IN

Season—18, Greg Dobbs, 2007 (since 1950)

MOST WALKS

Season—16, Harry McCurdy, 1933; Matt Stairs, 2009

Career—82, Greg Gross

TEAM RECORDS

MOST PINCH-HITTERS USED

Inning—5, 4/30/1961 vs STL, 8th

Game—8, 10/1/1991 vs CHI (13-inn. game); (PHI had 6 on 10/1/1999 vs MTL and 9/11/2018 (gm 1) vs WSH—9.0 innings)

Season—27 in 1996

MOST PINCH AT-BATS

Game—Unknown

Season—290, in 1984 (since 1950)

MOST PINCH HITS

Inning—4, 9/12/1974 vs PIT, 8th (MLT)

Game—Unknown

Season—70, in 1984 (since 1950)

MOST PINCH HOME RUNS

Inning—1, many times; last: Bryce Harper, 9/24/2019 at WSH, 7th

Game—2, 6/2/1928 vs STL; 8/13/1958 vs PIT; 9/4/2019 at CIN (MLT)

Season—11 in 1958

MOST PINCH RBI

Game—Unknown

Season—64 in 1958 (since 1950)

MOST PINCH WALKS

Inning—3, 7/18/1997 vs PIT, 6th (MLT)

Season—Unknown (since 1991 - 37 in 2000)

MOST PINCH STRIKEOUTS

Inning—3, 7/6/1970 vs PIT, 9th; 7/1/1997 at BAL, 9th (MLT)

Game—4, 9/16/1960 vs MIL; 9/7/1989 vs CHI; 9/10/2011 at MIL

HIGHEST PINCH-HITTING AVERAGE

Season—.308 in 1958 (since 1950)

LOWEST PINCH-HITTING AVERAGE

Season—.157 in 2016 (since 1950)

HITTING STREAKS

38	Jimmy Rollins, 2005-06 (SW) #	20	Pancho Herrera, 1960 ^ +
36	Jimmy Rollins, 2005 (SW) *	20	Garry Maddox, 1978
35	Chase Utley, 2006 (LH) *	19	Gavvy Cravath, 1917 *
31	Ed Delahanty, 1899 *	19	Pinky Whitney, 1928
27	Billy Hamilton, 1894 (LH)	19	Mickey Haslin, 1935
26	Chuck Klein, 1930 (LH) *	19	Del Ennis, 1947
26	Chuck Klein, 1930 (LH) *	19	John Kruk, 1989 (LH)
25	Chuck Klein, 1929 (LH)	19	Chase Utley, 2007 (LH)
24	Willie Montanez, 1974 (LH) *	18	Gene Paulette, 1920
23	Goldie Rapp, 1921 (SW) ^ +	18	Irish Meusel, 1921
23	Johnny Moore, 1934 (LH)	18	Pinky Whitney, 1931
23	Richie Ashburn, 1948 (LH) ^ +	18	Richie Ashburn, 1955 (LH)
23	Willie Jones, 1949-50 #	18	Willie Jones, 1956
23	Pete Rose, 1979 (SW) *	18	Larry Bowa, 1970 (SW) +
23	Lonnie Smith, 1981 ^ +	18	Larry Bowa, 1981 (SW)
23	Lenny Dykstra, 1990 (LH) *	18	Ricky Jordan, 1988 +
22	Chuck Klein, 1931 (LH) *	18	Mariano Duncan, 1993
22	Chick Fullis, 1933	18	Doug Glanville, 1998
21	Irish Meusel, 1920	18	Raúl Ibañez, 2010 (LH)
21	Cotton Tierney, 1923	17	Pinky Whitney, 1930
21	Danny Litwhiler, 1940 ^ +	17	Chuck Klein, 1931 (LH)
21	Pete Rose, 1982 (SW)	17	Richie Ashburn, 1950 (LH)
21	Odúbel Herrera, 2017 (LH) *	17	Mel Clark, 1952 +
20	Gene Paulette, 1920	17	Del Ennis, 1955
20	Nelson Hawks, 1925 (LH)	17	Tony Gonzalez, 1962 (LH)
20	Fresco Thompson, 1929	17	Mike Schmidt, 1979
20	Chuck Klein, 1932 (LH)	17	Pete Rose, 1981 (SW)
20	Ethan Allen, 1935	17	Juan Samuel, 1988
20	Richie Ashburn, 1951 (LH)	17	Bobby Abreu, 2002 (LH)

* Led league
 ^ Tied for league lead
 + Rookie
 # Over two seasons

TOP 20 HITTING PHILLIES PITCHERS (Minimum 40 AB)

Pitcher	Year	Avg	H-AB
Paul Weinert	1923	.322	19-59
Oscar Judd	1946	.316	25-79
Lee Meadows	1922	.314	27-86
Al Orth	1900	.310	40-129
Dennis Cook	1990	.310	13-42
Harvey Haddix	1957	.309	21-68
Schoolboy Rowe	1943	.300	36-120
Les Sweetland	1929	.292	26-89
Steve Carlton	1978	.291	25-86
Jack Scott	1927	.289	33-114
Brad Hogg	1919	.283	17-60
Dick Ruthven	1978	.283	15-53
Claude Passeau	1936	.282	22-78
Al Orth	1901	.281	36-128
Les Sweetland	1930	.281	36-128
Chief Bender	1916	.279	12-43
Schoolboy Rowe	1947	.278	22-79
Herm Wehmeier	1955	.278	20-72
Bucky Walters	1937	.277	38-137
Hal Carlson	1924	.276	21-76
Doc White	1901	.276	27-98

PITCHING



PHILLIES CAREER PITCHING TOP 10

GAMES

Roberts	529
Carlton (LH)	499
Madson	491
McGraw (LH)	463
Short (LH)	459
Reed	458
Cormier (LH)	363
Farrell	359
Alexander	338
Baldschun	333

GAMES STARTED

Carlton (LH)	499
Roberts	472
Short (LH)	301
Hamels (LH)	294
Alexander	280
Simmons (LH)	263
Schilling	226
Christenson	220
Bunning	208
Ruthven	198
Sparks	198

COMPLETE GAMES

Roberts	272
Alexander	219
Carlton (LH)	185
Ferguson	165
Duggleby	156
Sparks	150
Taylor	150
Orth	149
Carsey	141
Fraser	133

SHUTOUTS

Alexander	61
Carlton (LH)	39
Roberts	35
Short (LH)	24
Bunning	23
Sparks	18
Simmons (LH)	18
McQuillan	17
Moore	17
Duggleby	16

ERA

(min. 1,000 IP, since 1912)

Alexander	2.12
Mayer	2.81
Rixey (LH)	2.83
Bunning	2.93
Carlton (LH)	3.09
Hamels (LH)	3.30
Schilling	3.35
Short (LH)	3.38
Roberts	3.46
Wise	3.60

WINS

Carlton (LH)	241
Roberts	234
Alexander	190
Short (LH)	132
Simmons (LH)	115
Hamels (LH)	114
Schilling	101
Ferguson	99
Orth	98
Carsey	95
Sparks	95
Taylor	95

LOSSES

Roberts	199
Carlton (LH)	161
Short (LH)	127
Simmons (LH)	110
Rixey (LH)	103
Duggleby	99
Ring	98
Sparks	95
Alexander	91
Hamels (LH)	90

SAVES

(since 1969)

Papelbon	123
Mesa	112
Bedrosian	103
Williams (LH)	102
Lidge	100
McGraw (LH)	94
Reed	90
Botalico	78
NERIS	72
Wagner (LH)	59

INNINGS PITCHED

Roberts	3,739.1
Carlton (LH)	3,697.1
Alexander	2,513.2
Short (LH)	2,253.0
Simmons (LH)	1,939.2
Hamels (LH)	1,930.0
Sparks	1,698.0
Duggleby	1,684.0
Schilling	1,659.1
Rixey (LH)	1,604.0

WINNING PCT

(min. 150 decisions)

Alexander	.676
Ferguson	.607
Carlton (LH)	.600
Orth	.594
Carsey	.579
Taylor	.576
Schilling	.564
Hamels (LH)	.559
Bunning	.549
Roberts	.540

HITS ALLOWED

Roberts	3,661
Carlton (LH)	3,224
Alexander	2,141
Short (LH)	2,129
Simmons (LH)	1,865
Carsey	1,812
Taylor	1,800
Duggleby	1,791
Hamels (LH)	1,717
Orth	1,687

RUNS ALLOWED

Roberts	1,591
Carlton (LH)	1,454
Carsey	1,082
Taylor	1,052
Short (LH)	949
Simmons (LH)	919
Ring	896
Duggleby	825
Orth	816
Alexander	812

EARNED RUNS ALLOWED

(since 1912)

Roberts	1,437
Carlton (LH)	1,270
Short (LH)	845
Simmons (LH)	789
Carsey	771
Ring	730
Taylor	726
Hamels (LH)	707
P. Collins	642
Schilling	617

STRIKEOUTS

Carlton (LH)	3,031
Roberts	1,871
Hamels (LH)	1,844
Short (LH)	1,585
Schilling	1,554
Alexander	1,409
Bunning	1,197
Simmons (LH)	1,052
Myers	986
Wolf (LH)	971

WALKS

Carlton (LH)	1,252
Short (LH)	762
Roberts	718
Simmons (LH)	718
Ring	636
Alexander	561
Carsey	536
E. Moore	518
Hamels (LH)	492
Gleason	482

GAMES FINISHED

McGraw (LH)	313
Reed	255
Farrell	244
Baldschun	214
Papelbon	204
Konstanty	203
Botalico	192
Bedrosian	188
Mesa	183
Williams (LH)	173

RELIEF APPEARANCES

Madson	473
McGraw (LH)	460
Reed	449
Cormier (LH)	363
Farrell	357
Baldschun	333
NERIS	331
Botalico	330
Konstanty	291
Tekulve	291

RELIEF INNINGS

Reed	763.0
McGraw (LH)	708.0
Farrell	595.2
Baldschun	543.1
Madson	539.0
Konstanty	529.2
Garber	392.2
Botalico	370.0
Tekulve	367.1
Betts	362.1

RELIEF WINS

Reed	54
McGraw (LH)	49
Farrell	47
Konstanty	40
Baldschun	39
Madson	39
Garber	33
Cormier (LH)	28
Gomes	27
Tekulve	24

RELIEF STRIKEOUTS

Reed	519
Madson	486
McGraw (LH)	483
NERIS	422
Baldschun	420
Farrell	402
Botalico	361
Bastardo (LH)	305
Garber	290
Meyer	286
Gomes	252
Papelbon	252

PHILLIES SEASON PITCHING TOP 10

GAMES

Tekulve, 1987.....	90
Cormier, 2004.....	84
Geary, 2006.....	81
Romero, 2008.....	81
Madson, 2009.....	79
NERIS, 2016.....	79
Madson, 2005.....	78
Worrell, 2004.....	77
West, 1993.....	76
Spradlin, 1997.....	76
Madson, 2008.....	76

GAMES STARTED

Coleman, 1883.....	61
Gleason, 1890.....	55
Daily, 1885.....	50
Weyhing, 1892.....	49
Ferguson, 1884.....	47
Buffinton, 1888.....	46
Vickery, 1890.....	46
Ferguson, 1885.....	45
Ferguson, 1886.....	45
Casey, 1887.....	45
Alexander, 1916.....	45

COMPLETE GAMES

Coleman, 1883.....	59
Gleason, 1890.....	54
Daily, 1885.....	49
Ferguson, 1884.....	46
Weyhing, 1892.....	46
Ferguson, 1885.....	45
Ferguson, 1886.....	43
Casey, 1887.....	43
Buffinton, 1888.....	43
Vickery, 1890.....	41
Gleason, 1891.....	40

SHUTOUTS

Alexander, 1916.....	16
Alexander, 1915.....	12
Alexander, 1913.....	9
Sanders, 1888.....	8
Alexander, 1917.....	8
Carlton, 1972.....	8
McQuillan, 1908.....	7
Alexander, 1911.....	7
Bunning, 1965.....	7
13 with.....	6

ERA

(since 1912)

Alexander, 1915.....	1.22
Alexander, 1916.....	1.55
Alexander, 1917.....	1.84
Rixey, 1916.....	1.85
Carlton, 1972.....	1.98
Short, 1964.....	2.20
Rixey, 1917.....	2.27
Bunning, 1967.....	2.29
Meadows, 1919.....	2.34
Carlton, 1980.....	2.34

WINS

Gleason, 1890.....	37
Alexander, 1916.....	33
Weyhing, 1892.....	32
Alexander, 1915.....	31
Ferguson, 1886.....	30
Alexander, 1917.....	30
Casey, 1887.....	28
Buffinton, 1888.....	28
Buffinton, 1889.....	28
Alexander, 1911.....	28
Roberts, 1952.....	28

LOSSES

Coleman, 1883.....	48
Ferguson, 1884.....	25
Gleason, 1891.....	24
Fraser, 1904.....	24
Daily, 1885.....	23
Rixey, 1920.....	22
Mulcahy, 1940.....	22
Roberts, 1957.....	22
Weyhing, 1892.....	21
Rixey, 1917.....	21
Scott, 1927.....	21
Walters, 1936.....	21

SAVES

(since 1969)

Mesa, 2002.....	45
Williams, 1993.....	43
Mesa, 2001.....	42
Lidge, 2008.....	41
Bedrosian, 1987.....	40
Papelbon, 2014.....	39
Wagner, 2005.....	38
Papelbon, 2012.....	38
Gómez, 2016.....	37
Bottalico, 1996.....	34
Bottalico, 1997.....	34
Gordon, 2006.....	34

INNINGS PITCHED

Coleman, 1883.....	538.0
Gleason, 1890.....	506.0
Weyhing, 1892.....	470.0
Daily, 1885.....	440.0
Gleason, 1891.....	418.0
Ferguson, 1884.....	417.0
Ferguson, 1885.....	405.0
Buffinton, 1888.....	400.0
Ferguson, 1886.....	396.0
Casey, 1887.....	390.0
Alexander, 1916.....	390.0

WINNING PCT

(min. 15 decisions)

Orth, 1899.....	.813
Roberts, 1952.....	.800
Greene, 1993.....	.800
Ferguson, 1886.....	.769
Carlton, 1981.....	.765
Christenson, 1977.....	.760
Denny, 1983.....	.760
Halladay, 2011.....	.760
Donahue, 1899.....	.759
Alexander, 1915.....	.756

HITS ALLOWED

Coleman, 1883.....	772
Gleason, 1890.....	479
Carsey, 1895.....	460
Taylor, 1896.....	459
Ferguson, 1884.....	443
Gleason, 1891.....	431
Weyhing, 1892.....	411
Sanders, 1889.....	406
Vickery, 1890.....	405
Taylor, 1895.....	403

RUNS ALLOWED

Coleman, 1883.....	510
Ferguson, 1884.....	297
Taylor, 1896.....	282
Carsey, 1895.....	274
Gleason, 1890.....	253
Vickery, 1890.....	250
Gleason, 1891.....	237
Weyhing, 1893.....	235
Taylor, 1895.....	233
Carsey, 1893.....	229
Carsey, 1894.....	229

EARNED RUNS

ALLOWED

(since 1912)

Roberts, 1956.....	147
Benge, 1930.....	143
Sweetland, 1930.....	143
Passeau, 1937.....	141
Benge, 1929.....	139
Mulcahy, 1938.....	137
Willoughby, 1929.....	136
Scott, 1927.....	132
Ring, 1923.....	131
Ring, 1925.....	131

STRIKEOUTS

Schilling, 1997.....	319
Carlton, 1972.....	310
Schilling, 1998.....	300
Carlton, 1980.....	286
Carlton, 1982.....	286
Carlton, 1983.....	275
Bunning, 1965.....	268
Bunning, 1967.....	253
Bunning, 1966.....	252
Alexander, 1915.....	241

WALKS

Vickery, 1890.....	184
Weyhing, 1892.....	168
Gleason, 1890.....	167
Gleason, 1891.....	165
Moore, 1911.....	165
Weyhing, 1893.....	145
Carlton, 1974.....	136
Seaton, 1913.....	135
Alexander, 1911.....	129
De Jesus, 1991.....	128

GAMES FINISHED

Wagner, 2005.....	70
Mesa, 2002.....	64
Papelbon, 2012.....	64
Konstanty, 1950.....	62
Holland, 1984.....	61
Bottalico, 1997.....	61
Lidge, 2008.....	61
McDowell, 1990.....	60
Williams, 1991.....	60
Mesa, 2001.....	59
Gómez, 2016.....	59

RELIEF APPEARANCES

Tekulve, 1987.....	90
Cormier, 2004.....	84
Geary, 2006.....	81
Romero, 2008.....	81
Madson, 2009.....	79
NERIS, 2016.....	79
Madson, 2005.....	78
Worrell, 2004.....	77
West, 1993.....	76
Spradlin, 1997.....	76
Madson, 2008.....	76

RELIEF INNINGS

Karl, 1945.....	164.2
Konstanty, 1950.....	152.0
Selma, 1970.....	134.1
Baldschun, 1964.....	118.1
Baldschun, 1963.....	113.2
Baldschun, 1962.....	112.2
Reed, 1977.....	111.0
Konstanty, 1951.....	110.2
Garber, 1975.....	110.0
Tekulve, 1986.....	110.0

RELIEF WINS

Konstanty, 1950.....	16
Reed, 1979.....	13
Baldschun, 1962.....	12
Parrett, 1989.....	12
Williams, 1991.....	12
Baldschun, 1963.....	11
Tekulve, 1986.....	11
Farrell, 1957.....	10
Farrell, 1960.....	10
Garber, 1975.....	10

RELIEF STRIKEOUTS

Selma, 1970.....	153
NERIS, 2016.....	102
Holland, 1983.....	100
Diekman, 2014.....	100
Parrett, 1989.....	98
Baldschun, 1964.....	96
Baldschun, 1962.....	95
Garber, 1976.....	92
Lidge, 2008.....	92
Papelbon, 2012.....	92

NO-HITTERS/ONE-HITTERS

NO-HITTERS BY PHILLIES (13)

Pitcher(s)	Age	Date	Opponent	Score
Charles Ferguson	22 years, 134 days	8/29/1885	vs Providence	1-0
Red Donahue	25 years, 166 days	7/8/1898	vs Boston	5-0
Chick Fraser	30 years, 23 days	9/18/1903	at Chicago (gm 2)	10-0
Johnny Lush (LH)	20 years, 205 days	5/1/1906	at Brooklyn	6-0
Jim Bunning	32 years, 242 days	6/21/1964*	at New York (gm 1)	6-0
Rick Wise	25 years, 283 days	6/23/1971	at Cincinnati	4-0
Terry Mulholland (LH)	27 years, 159 days	8/15/1990	vs San Francisco	6-0
Tommy Greene	24 years, 47 days	5/23/1991	at Montreal	2-0
Kevin Millwood	28 years, 124 days	4/27/2003	vs San Francisco	1-0
Roy Halladay	33 years, 15 days	5/29/2010*	at Florida	1-0
Roy Halladay	33 years, 145 days	10/6/2010#	vs Cincinnati	4-0
Cole Hamels (LH), Jake Diekman (LH), Ken Giles, Jonathan Papelbon		9/1/2014+	at Atlanta	7-0
Cole Hamels (LH)	31 years, 210 days	7/25/2015	at Chicago	5-0

* Perfect game; # Postseason; + Combined

NO-HITTERS VS PHILLIES (22)

Date	Pitcher	Opponent	Score	Date	Pitcher	Opponent	Score
7/12/1900	Noodles Hahn (LH)	at Cincinnati	4-0	8/18/1960	Lew Burdette	at Milwaukee	1-0
9/26/1906*	Lefty Leifield (LH)	vs Pittsburgh	8-0	9/16/1960	Warren Spahn (LH)	at Milwaukee	4-0
7/4/1908	Hooks Wiltse (LH)	at New York	1-0	5/17/1963	Don Nottebart	at Houston	4-1
9/6/1912	Charles Tesreau	vs New York	3-0	6/4/1964	Sandy Koufax (LH)	vs Los Angeles	3-0
9/9/1914	George Davis	at Boston	7-0	7/29/1968	George Culver	vs Cincinnati	6-1
5/7/1922	Jesse Barnes	at New York	6-0	4/17/1969	Bill Stoneman	vs Montreal	7-0
9/13/1925	Dazzy Vance	at Brooklyn	10-1	7/20/1970	Bill Singer	at Los Angeles	5-0
6/22/1944*	Jim Tobin	at Boston	7-0	4/16/1972	Burt Hooton	at Chicago	4-0
6/12/1954	Jim Wilson	at Milwaukee	2-0	4/16/1978	Bob Forsch	at St. Louis	5-0
9/25/1956	Sal Maglie	at Brooklyn	5-0	9/24/1988*	Pascual Perez	vs Montreal	1-0
6/12/1959*	Mike McCormick	at San Francisco	3-0	5/25/2014	Josh Beckett	vs Los Angeles	6-0

* Less than nine innings

ONE-HITTERS BY PHILLIES

One-Hitters	Pitchers
5	Grover Alexander, Steve Carlton
3	Robin Roberts
2	Frank Corridon, Tully Sparks
1	Chief Bender, Jim Bunning, Bill Burns, Don Carman, George Chalmers, Bubba Church, Phil Collins, Ray Culp, Chick Fraser, Ken Heintzelman, Tom Hughes, Larry Jackson, Johnny Lush, Art Mahaffey, George McQuillan, Russ Meyer, Earl Moore, Lew Moren, David Palmer, Togie Pittinger, Dick Ruthven, Charley Schanz, Curt Schilling, Curt Simmons, Rick Wise, Randy Wolf
Combined (10):	Earl Moore & Bert Humphries; Joe Bowman & Claude Passeau; Russ Meyer & Jim Konstanty; Steve Carlton & Tug McGraw; Tom Hume & Kent Tekulve; Don Carman & Steve Bedrosian; Marvin Freeman & Kent Tekulve; Jamie Moyer, Ryan Madson & J.C. Romero; Cole Hamels, Ryan Madson, J.C. Romero, Chad Durbin & Brad Lidge; Roy Oswalt, Ryan Madson & Brad Lidge

10 OR MORE WINS, MOST CONSECUTIVE SEASONS

13	Steve Carlton (LH)	1972-84
12	Robin Roberts	1949-60
7	Grover Alexander	1911-17
6	Cole Hamels (LH)	2007-12

MOST 20-WIN SEASONS

Alexander	6
Roberts	6
Carlton (LH)	5
Ferguson	4
Buffinton	3
Taylor	3

SHUTOUTS

THREE OR MORE CONSECUTIVE SHUTOUTS

4	Grover Alexander, 1911	3	Grover Alexander, 1916	3	Robin Roberts, 1950	3	Cliff Lee, 2011
9/7	1-0 at BOS	8/9	1-0 vs CIN	7/22	2-0 at CIN	6/16	3-0 vs FLA
9/13	2-0 vs BKN	8/14	8-0 vs NYG	7/25	1-0 vs CHI	6/22	4-0 at STL
9/17	6-0 at CIN	8/18	3-0 at CIN	7/30	10-0 vs PIT	6/28	5-0 vs BOS
9/21	4-0 at CHI						

DOUBLEHEADER SHUTOUTS

Date	Pitchers	Opponent	Scores	Date	Pitchers	Opponent	Scores
9/26/1912	Alexander/Seaton	Brooklyn	7-0/11-0	5/20/1943	Fuchs/Gerheuser	Chicago	2-0/2-0
9/5/1913	Seaton/Alexander	Boston	1-0/0-0	7/25/1950	Church/Roberts	Chicago	7-0/1-0
9/1/1916	Alexander/Rixey	Brooklyn	3-0/6-0	8/27/1951	Thompson/K. Johnson	Cincinnati	2-0/3-0
7/21/1935	C. Davis/Bowman	Cincinnati	4-0/2-0	4/23/1961	Sullivan/Mahaffey	Chicago	1-0/6-0

MISCELLANEOUS PITCHING RECORDS

PITCHERS WITH .500 OR BETTER WINNING PCT.

(Minimum 100 Decisions)

Pitcher	Years	W-L	Pct.
Grover Alexander	1911-17; 30	190-91	.676
Charlie Ferguson	1884-87	99-64	.607
Red Donahue	1898-1901	74-48	.607
Charlie Buffinton	1887-1889	77-50	.606
Steve Carlton	1972-86	241-161	.600
Al Orth	1895-1901	98-71	.580
Gus Weyhing	1892-95	71-53	.573
Kid Carsey	1892-97	94-71	.570
Curt Schilling	1992-2000	101-78	.564
Cole Hamels	2006-15	114-90	.559
Jim Lonborg	1973-79	75-60	.556
Jack Taylor	1892-97	96-77	.555
Erskine Mayer	1912-18	76-61	.555
Shane Rawley	1984-88	59-48	.551
Dan Casey	1886-89	72-59	.550
Jim Bunning	1964-67; 70-71	89-73	.549
Frank Corridon	1904-05; 07-09	59-49	.546
Dick Ruthven	1973-75; 78-83	78-65	.545
Robin Roberts	1948-61	234-199	.540
Larry Christenson	1973-83	83-71	.539
Brett Myers	2002-09	73-63	.537
Randy Wolf	1999-2006	69-60	.535
Kid Gleason	1888-91	78-70	.527
George McQuillan	1907-10; 15-16	54-49	.524
Terry Mulholland	1989-93	62-57	.521
Kyle Kendrick	2007-14	74-68	.521
Curt Simmons	1947-50; 52-60	115-109	.513
Earl Moore	1908-13	67-64	.511
Chris Short	1959-72	132-127	.510
Don Carman	1983-90	53-52	.505

BEST WIN-LOSS DIFFERENTIAL

+21	Charlie Ferguson	1886	30-9
	Kid Gleason	1890	38-17
	Grover Alexander	1915	31-10
	Grover Alexander	1916	33-12
	Robin Roberts	1952	28-7
+17	Grover Alexander	1917	30-13
	Steve Carlton	1972	27-10
+15	Dan Casey	1887	28-13
	Grover Alexander	1911	28-13
	Tom Seaton	1913	27-12
	Steve Carlton	1980	24-9
+14	Tully Sparks	1907	22-8
	Grover Alexander	1913	22-8
+13	Red Donahue	1899	21-8
	Steve Carlton	1976	20-7
	Steve Carlton	1977	23-10
	Larry Christenson	1977	19-6
	John Denny	1983	19-6
	Roy Halladay	2011	19-6
+12	Charlie Ferguson	1887	22-10
	Charlie Buffinton	1889	28-16
	Jack Taylor	1895	26-14
	Grover Alexander	1914	27-15
	Eppa Rixey	1916	22-10
	Steve Carlton	1982	23-11
	Tommy Greene	1993	16-4
+11	Gus Weyhing	1892	32-21
	Al Orth	1899	14-3
	Jack Sanford	1957	19-8
	Jim Bunning	1964	19-8
	Roy Halladay	2010	21-10
	Cole Hamels	2012	17-6
	Aaron Nola	2018	17-6
+10	Jack Taylor	1894	23-13
	Wiley Piatt	1898	24-14
	Jim Bunning	1965	19-9
	Cole Hamels	2007	15-5

MISCELLANEOUS PITCHING RECORDS

MOST STRIKEOUTS, PHILLIES PITCHERS

SO	Pitcher	Date	Opponent
18	Chris Short (LH)	10/2/1965	at NYM (15 inn.)
17	Art Mahaffey	4/23/1961	vs CHI
16	Steve Carlton (LH)	6/9/1982	vs CHI
16	Curt Schilling	9/1/1997	vs NYY
16	Cliff Lee (LH)	5/6/2011	vs ATL
16	Vince Velasquez	4/14/2016	vs SD
15	Steve Carlton (LH)	9/16/1981	at NYM
15	Curt Schilling	7/21/1997	vs PIT
15	Curt Schilling	4/5/1998	at ATL
15	Cole Hamels (LH)	4/21/2007	at CIN
14	Si Johnson	4/22/1941	at BOS
14	Chris Short (LH)	9/13/1963	vs LAD
14	Jim Bunning	6/7/1966	vs CIN
14	Steve Carlton (LH)	4/25/1972	at SF
14	Steve Carlton (LH)	8/21/1977	vs HOU
14	Steve Carlton (LH)	9/9/1977	vs STL
14	Steve Carlton (LH)	7/8/1979	vs SF
14	Steve Carlton (LH)	9/21/1982	at STL
14	Terry Mulholland (LH)	6/4/1993	vs COL
14	Curt Schilling	8/20/1998 (gm 1)	vs ARI
14	Roy Halladay	4/24/2011	vs SD
14	Roy Halladay	8/16/2011	vs ARI
14	Cliff Lee (LH)	9/16/2013	vs MIA

MOST STRIKEOUTS, OPPOSING PITCHERS

SO	Pitcher	Date	Opponent
19	David Cone	10/6/1991	vs NYM
16	Sandy Koufax (LH)	6/22/1959	at LAD
16	Sandy Koufax (LH)	5/26/1962	at LAD
16	Bob Veale (LH)	6/1/1965	at PIT
16	Sandy Koufax (LH)	7/27/1966	at LAD (11 inn.)
16	Steve Carlton (LH)	9/20/1967	vs STL
16	Steve Carlton (LH)	5/21/1970	vs STL
16	Bob Gibson	5/23/1970	vs STL
16	Dwight Gooden	9/17/1984	vs NYM

40 WINS BY A DUO, ONE SEASON

55	1916 – Grover Alexander (33) and Eppa Rixey, LH (22)
52	1915 – Grover Alexander (31) and Erskine Mayer (21)
49	1913 – Tom Seaton (27) and Grover Alexander (22)
48	1914 – Grover Alexander (27) and Erskine Mayer (21)
46	1917 – Grover Alexander (30) and Joe Oeschger/Eppa Rixey, LH (16)
43	1911 – Grover Alexander (28) and Earl Moore (15)
42	1952 – Robin Roberts (28) and Karl Drews/Curt Simmons, LH (14)
	1977 – Steve Carlton, LH (23) and Larry Christenson (19)
41	1901 – Red Donahue (21) and Al Orth (20)
	1905 – Togie Pittinger (23) and Bill Duggleby (18)
	1980 – Steve Carlton, LH (24) and Dick Ruthven (17)
40	1907 – Tully Sparks (22) and Frank Corridon (18)

10 STRIKEOUTS OR MORE, GAME

(Since 1900)

# of Games	Pitchers
70	Steve Carlton
48	Curt Schilling
29	Cole Hamels
25	Jim Bunning
22	Cliff Lee
17	Chris Short
16	Aaron Nola
11	Brett Myers
9	Ray Culp, Randy Wolf
8	Grover Alexander
7	Roy Halladay, Robert Person, Robin Roberts
6	Art Mahaffey, Earl Moore
5	Grant Jackson, Nick Pivetta, Jack Sanford, Vince Velasquez
4	Dennis Bennett, Larry Christenson, Sid Fernandez, Bill Foxen, Chick Fraser, Kevin Gross, Terry Mulholland, Curt Simmons, Doc White, Rick Wise
3	A.J. Burnett, John Denny, Brandon Duckworth, Woodie Fryman, Tommy Greene, Wayne LaMaster
2	Jake Arrieta, Matt Beech, Joe Blanton, Ralph Caldwell, George Chalmers, Jerad Eickhoff, Tyler Green, Harvey Haddix, Ken Howell, Cory Lidle, Johnny Lush, Lee Meadows, Kevin Millwood, Vicente Padilla, Jimmy Ring, Dick Ruthven
1	Bo Belinsky, Ray Benge, Ken Brett, Chris Brock, Earl Caldwell, Don Cardwell, Gene Conley, Harry Coveleski, Omar Daal, Jose DeJesus, Murry Dickson, Zach Eflin, Mike Grace, Jack Hamilton, J.A. Happ, Ken Heintzelman, Charles Hudson, Si Johnson, Syl Johnson, Mark Leiter, Jon Lieber, John Lindell, Jack Meyer, Eric Milton, Seth Morehead, Hugh Mulcahy, Lowell Palmer, Claude Passeau, Hub Pruett, Ken Raffensberger, Shane Rawley, Eppa Rixey, Tom Seaton, Drew Smyly, Garrett Stephenson, Wayne Twitchell, Mike Williams, Vance Worley

PHILLIES MONTHLY SAVES LEADERS

April	Mitch Williams	10 in 1993
May	Heathcliff Slocumb	12 in 1995
June	Steve Bedrosian	10 in 1988
July	Steve Bedrosian	10 in 1987
August	Jose Mesa	10 in 2002
September	Al Holland	9 in 1983
	Brad Lidge	9 in 2010
	Héctor Neris	9 in 2017
October	Tug McGraw	2 in 1980
	Jose Mesa	3 in 2001*

* Six games were postponed in September and rescheduled for October

WINNING & LOSING STREAKS

WINS

15	Steve Carlton, 6/7-8/17/1972 (LH)
12	Tom Seaton, 9/7/1912-5/21/1913 #
11	Charles Ferguson, 8/18-10/9/1886
11	Togie Pittinger, 4/29-6/15/1905
10	Earl Moore, 7/21-8/23/1910
10	Grover Alexander, 5/1-6/12/1913
10	Schoolboy Rowe, 7/11/1946-5/16/1947 #
10	Jim Lonborg, 7/5/1975-5/30/1976 #
10	Roy Oswalt, 8/11/2010-4/21/2011 #
9	Grover Alexander, 6/5-7/13/1915
9	Phil Collins, 8/21/1929-5/17/1930 #
9	Ken Heintzelman, 6/4-7/23/1949 (LH)
9	Robin Roberts, 7/11-8/19/1952
9	Steve Carlton, 10/1/1980-5/31/1981 (LH) #
9	Rheal Cormier, 5/15/2003-4/7/2004 (LH) #
9	Randy Wolf, 5/9/2005-9/17/2006 (LH) #
9	Vance Worley, 6/29-9/6/2011

LOSSES

13	Al Hollingsworth, 9/10/1938-9/4/1939 (LH) #
12	John Coleman, 8/13-9/15/1883
12	Russ Miller, 5/12-8/12/1928
12	Hugh Mulcahy, 8/4-9/23/1940
12	Ken Reynolds, 5/29-8/25/1972 (LH)
11	Les Sweetland, 8/24/1927-5/20/1928 #
11	Lee Grissom, 5/13-8/2/1941 (LH)
11	John Buzhardt, 7/19-9/16/1960
11	Frank Sullivan, 6/29/1961-5/16/1962 #
11	Barry Lersch, 5/31-9/19/1971
11	Bill Champion, 6/13-9/26/1972
11	Kyle Abbott, 4/10-7/6/1992 (LH)
11	Bobby Munoz, 8/2/1994-4/20/1997 @
11	Matt Beech, 8/13/1996-8/2/1997 (LH) #

Over two seasons

@ Over three or more seasons

NON-PITCHERS WHO PITCHED FOR THE PHILLIES

Player	Regular Position	Year(s) Pitched	W-L	ERA	G	GS	IP	H	R	ER	BB	SO
Roy Thomas	OF	1900	0-0	3.38	1	0	2.2	4	1	1	0	0
Jimmy Walsh	2B/OF	1911	0-1	13.50	1	0	2.2	7	8	4	1	1
Walter Holke	1B	1923	0-0	0.00	1	0	0.1	1	0	0	0	0
Barney Friberg	2B	1925	0-0	4.50	1	0	4.0	4	2	2	3	1
Jack Bentley	1B	1926	0-2	8.28	7	3	25.0	37	28	23	10	7
Bucky Walters	3B	1934	0-0	1.29	2	1	7.0	8	3	1	2	7
Joe Marty	OF	1939	0-0	4.50	1	0	4.0	2	2	2	3	1
Bud Hafey	OF	1939	0-0	33.75	2	0	1.1	7	5	5	1	1
Art Mahan	1B	1940	0-0	0.00	1	0	1.0	1	0	0	0	0
Ben Chapman	OF	1945-46	0-0	6.75	4	0	8.0	8	8	6	6	5
Jimmie Foxx	1B	1945	1-0	1.59	9	2	22.2	13	4	4	14	10
Al Lakeman	C	1948	0-0	13.50	1	0	0.2	1	1	1	0	0
Granny Hamner	2B/SS	1956-57	0-1	3.86	4	1	9.1	11	4	4	2	5
Bob Bowman	OF	1959	0-1	6.00	5	0	6.0	5	5	4	5	0
Cookie Rojas	2B	1967	0-0	0.00	1	0	1.0	1	0	0	0	0
Mike Anderson	OF	1979	0-0	0.00	1	0	1.0	2	0	0	0	2
Greg Gross	OF	1986	0-0	0.00	1	0	0.2	1	0	0	1	2
Glenn Wilson	OF	1987	0-0	0.00	1	0	1.0	0	0	0	0	1
Tomas Perez	INF	2002	0-0	0.00	1	0	0.1	0	0	0	0	0
Wilson Valdez	INF	2011	1-0	0.00	1	0	1.0	0	0	0	0	0
John McDonald	INF	2013	0-0	0.00	1	0	0.1	2	0	0	0	1
Casper Wells	OF	2013	0-1	67.50	1	0	0.2	3	5	5	3	0
Jeff Francoeur	OF	2015	0-0	9.00	1	0	2.0	1	2	2	3	1
Andrés Blanco	INF	2017	0-0	27.00	1	0	0.1	1	1	1	0	0
Pedro Florimón	INF/OF	2018	0-0	9.00	2	0	2.0	1	2	2	1	0
Scott Kingery	INF/OF	2018	0-0	13.50	1	0	1.1	4	2	2	0	0
Roman Quinn	OF	2018-19	0-1	18.00	3	0	5.0	13	10	10	5	1
Jesmeul Valentín	INF/OF	2018	0-0	27.00	1	0	1.0	2	3	3	2	1
Aaron Altherr	OF	2019	0-0	9.00	1	0	1.0	2	1	1	0	2
Sean Rodriguez	INF/OF	2019	0-0	0.00	2	0	1.1	0	0	0	0	1
Neil Walker	INF/OF	2020	0-0	0.00	1	1	0.2	0	0	0	1	0

SEASON LEADERS

20 WINS

1884	Ferguson	21-25
1885	Ferguson	26-20
	Daily	26-23
1886	Ferguson	30-9
	Casey (LH)	24-18
1887	Casey (LH)	28-13
	Ferguson	22-10
	Buffinton	21-17
1888	Buffinton	28-17
1889	Buffinton	28-16
1890	Gleason	38-17
	Vickery	24-22
	Gleason	24-22
1891	Gleason	24-22
	Esper (LH)	20-15
1892	Weyhing	32-21
1893	Weyhing	23-16
	Carsey	20-15
1894	Taylor	23-13
1895	Taylor	26-14
	Carsey	24-15
1896	Taylor	20-21
1898	Piatt (LH)	24-14
1899	Piatt (LH)	23-15
	Donahue	22-8
	Fraser	21-12
1901	Orth	20-12
	Donahue	20-13
1905	Pittinger	23-14
1907	Sparks	22-8
1908	McQuillan	23-17
1910	Moore	22-15
1911	Alexander	*28-13
1913	Seaton	*27-12
	Alexander	22-8
1914	Alexander	*27-15
	Mayer	21-19
1915	Alexander	*31-10
	Mayer	21-15
1916	Alexander	*33-12
	Rixey (LH)	22-10
1917	Alexander	*30-13
1950	Roberts	20-11
1951	Roberts	21-15
1952	Roberts	*28-7
1953	Roberts	*23-16
1954	Roberts	*23-15
1955	Roberts	*23-14
1966	Short (LH)	20-10
1972	Carlton (LH)	*27-10
1976	Carlton (LH)	20-7
1977	Carlton (LH)	*23-10
1980	Carlton (LH)	*24-9
1982	Carlton (LH)	*23-11
2010	Halladay	*21-10

30 SAVES

1987	Bedrosian	*40
1991	Williams (LH)	30
1993	Williams (LH)	43
1995	Slocumb	32
1996	Bottalico	34
1997	Bottalico	34
2001	Mesa	42
2002	Mesa	45
2005	Wagner (LH)	38
2006	Gordon	34
2008	Lidge	41
2009	Lidge	31
2011	Madson	32
2012	Papelbon	38
2014	Papelbon	39
2016	Gómez	37

200 STRIKEOUTS

1886	Ferguson	212
1890	Gleason	222
1892	Weyhing	202
1911	Alexander	227
1914	Alexander	*214
1915	Alexander	*241
1917	Alexander	*201
1964	Bunning	219
1965	Bunning	268
	Short (LH)	237
1966	Bunning	252
1967	Bunning	*253
1968	Short (LH)	202
1972	Carlton (LH)	*310
1973	Carlton (LH)	223
1974	Carlton (LH)	*240
1979	Carlton (LH)	213
1980	Carlton (LH)	*286
1982	Carlton (LH)	*286
1983	Carlton (LH)	*275
1997	Schilling	*319
1998	Schilling	*300
2005	Myers	208
2010	Halladay	219
	Hamels (LH)	211
2011	Lee (LH)	238
	Halladay	220
2012	Hamels (LH)	216
	Lee (LH)	207
2013	Lee (LH)	222
	Hamels (LH)	202
2018	Nola	224
2019	Nola	229

300 INNINGS PITCHED

1883	Coleman	538
1884	Ferguson	417
1885	Daily	440
	Ferguson	405
1886	Ferguson	396
	Casey (LH)	369
1887	Casey (LH)	390
	Buffinton	332
1888	Buffinton	400
1889	Buffinton	380
	Sanders	350
1890	Gleason	506
	Vickery	382
1891	Gleason	418
1892	Weyhing	470
	Carsey	318
	Keefe	313
1893	Weyhing	345
	Carsey	318
1895	Carsey	342
	Taylor	335
1896	Taylor	359
1897	Taylor	317
1898	Piatt (LH)	306
1899	Piatt (LH)	305
1901	Donahue	304
1902	White (LH)	306
1904	Fraser	302
1905	Pittinger	337
1906	Sparks	317
1908	McQuillan	360
1909	Moore	300
1911	Alexander	*367
	Moore	308
1912	Alexander	*310
1913	Seaton	*322
	Alexander	306

1914	Alexander	*355
	Mayer	321
1915	Alexander	*376
1916	Alexander	*389
1917	Alexander	*388
1923	Ring	313
1950	Roberts	304
1951	Roberts	*315
1952	Roberts	*330
1953	Roberts	*347
1954	Roberts	*337
1955	Roberts	*305
1966	Bunning	314
1967	Bunning	*302
1972	Carlton (LH)	*346
1980	Carlton (LH)	*304

225 INNINGS PITCHED

(Since 1980)

1982	Carlton (LH)	295.2
1983	Carlton (LH)	283.2
1983	Denny	242.2
1984	Carlton (LH)	229.0
1985	Denny	230.2
1986	Gross	241.2
1987	Rawley	229.2
1988	Gross	231.2
1991	Mulholland (LH)	232.0
1992	Mulholland (LH)	229.0
1992	Schilling	226.1
1993	Schilling	235.1
1997	Schilling	254.1
1998	Schilling	268.2
2008	Hamels (LH)	227.1
2010	Halladay	250.2
2011	Halladay	233.2
2011	Lee (LH)	232.2

2.40 ERA

1884	Vinton	2.23
1885	Daily	2.21
	Ferguson	2.22
1886	Ferguson	*1.98
1888	Sanders	1.90
	Buffinton	1.91
1892	Keefe	2.36
1901	Orth	2.27
1904	Corridon	2.19
1905	Sparks	2.18
	Nichols	2.27
1906	Sparks	2.16
	Duggleby	2.25
	Lush (LH)	2.37
1907	Sparks	2.00
1908	McQuillan	1.53
	Richie	1.83
	Foxen (LH)	1.95
1909	Moore	2.10
	Corridon	2.11
	McQuillan	2.14
1910	McQuillan	*1.60
1913	Brennan (LH)	2.39
1914	Alexander	2.38
1915	Alexander	*1.22
	Mayer	2.36
	Rixey (LH)	2.39
1916	Alexander	*1.55
	Rixey (LH)	1.85
1917	Alexander	*1.86
	Rixey (LH)	2.27
1943	Barrett	2.39
1964	Short (LH)	2.20

SEASON LEADERS

2.40 ERA (cont.)

1967	Bunning	2.29
	Short (LH)	2.39
1972	Carlton (LH)	*1.97
1980	Carlton (LH)	2.34
1983	Denny	2.37
1992	Schilling	2.35
2011	Halladay	2.35
	Lee (LH)	2.40
2018	Nola	2.37

65 GAMES PITCHED

1883	Coleman	65
1945	Karl	*67
1950	Konstanty	*74
1961	Baldschun	*65
1962	Baldschun	67
1963	Baldschun	65
1964	Baldschun	71
1965	Baldschun	65
1966	Knowles (LH)	69
1970	Selma	73
1975	Garber	*71
1978	Reed	66
1979	McGraw (LH)	65
1983	Holland (LH)	68
1984	Holland (LH)	68
1985	Carman (LH)	71
1986	Tekulve	73
	Bedrosian	68
1987	Tekulve	*90
	Bedrosian	65
1988	Tekulve	70
	Harris	66
1989	Parrett	72
1990	McDowell	72
	Akerfelds	71
1991	Williams (LH)	69
	Boever	68
1992	Williams (LH)	66
1993	West (LH)	76
	Williams (LH)	65
1996	Borland	69

1997	Spradlin	76
	Botalico	69
1998	Gomes	71
	Leiter	69
	Spradlin	69
1999	Gomes	73
2000	Gomes	65
2001	Mesa	71
	Botalico	66
2002	Mesa	74
	Silva	68
2003	Adams	66
	Cormier (LH)	65
2004	Cormier (LH)	84
	Worrell	77
2005	Madson	78
	Wagner (LH)	75
2006	Geary	81
	Fultz (LH)	66
2008	Romero (LH)	81
	Madson	76
	Lidge	72
	Durbin	71
2009	Madson	79
	Lidge	67
2010	Contreras	67
2012	Papelbon	70
	Bastardo (LH)	65
2014	Diekman (LH)	73
	Bastardo (LH)	67
	Papelbon	66
2015	Garcia	72
	Giles	69
	Gómez	65
2016	Neris	79
	Gómez	70
	Hernandez	70
2017	Neris	74
	Garcia	66
2018	Morgan (LH)	67
	Hunter	65
2019	Neris	68
	Álvarez (LH)	67

.700 WINNING PCT

1886	Ferguson (30-9)	.769
1899	Donahue (21-8)	.724
1907	Sparks (21-8)	.724
1913	Alexander (22-8)	.733
1915	Alexander (31-10)	*.756
1916	Alexander (33-12)	.733
1952	Roberts (28-7)	.800
1957	Sanford (19-8)	.704
1964	Bunning (19-8)	.704
1972	Carlton (LH) (27-10)	.730
1976	Carlton (LH) (20-7)	*.741
1977	Christenson (19-6)	.760
1980	Carlton (LH) (24-9)	.727
1983	Denny (19-6)	*.760
1991	Williams (LH) (12-5)	.706
1993	Greene (16-4)	.800
1994	Jackson (LH) (14-6)	.700
1999	Schilling (15-6)	.714
2004	Milton (LH) (14-6)	.700
2007	Hamels (LH) (15-5)	.750
	Kendrick (10-4)	.714
2009	Happ (LH) (12-4)	.750
2011	Worley (11-3)	.786
	Halladay (19-6)	.760
2012	Hamels (LH) (17-6)	.739
2018	Nola (17-6)	.739

(LH) Left-handed pitcher
* League leader

Note: See *Yearly Pitching Leaders* in this section for more information.

LONGEST CONSECUTIVE SCORELESS STREAKS

(Since 1900)

IP	Pitcher, Year(s)
41.0	Grover Alexander, 1911
34.0	Cliff Lee (LH), 2011
32.2	Larry Andersen, 1984 (relief)
32.0	Ken Heintzelman (LH), 1949
32.0	Robin Roberts, 1950
30.2	Cliff Lee (LH), 2011
30.0	Grover Alexander, 1916
30.0	Steve Carlton (LH), 1972
29.0	Tommy Greene, 1991
29.0	Curt Schilling, 1992
28.2	Steve Carlton (LH), 1981
28.1	J.C. Romero (LH), 2007-08 (relief)
27.0	Randy Wolf (LH), 2002
25.0	Cole Hamels (LH), 2010
24.2	Cole Hamels (LH), 2014
24.0	Wayne Twitchell, 1973
24.0	Willie Hernandez (LH), 1983 (relief)

DID YOU KNOW?

The Phillies' club record for consecutive scoreless innings pitched is 41, set in 1951. The Phils' second-longest mark is 39 innings in 1969, followed by a 30-inning streak in 1954.

YEARLY PITCHING LEADERS

YEAR	GAMES	COMPLETE GAMES	WINS	LOSSES
1883	Coleman 65	Coleman 59	Coleman 12	Coleman *48
1884	Ferguson 50	Ferguson 46	Ferguson 21	Ferguson 25
1885	Daily 50	Daily 49	Daily/Ferguson 26	Daily 23
1886	Ferguson 48	Ferguson 43	Ferguson 30	Casey 18
1887	Casey 46	Casey 43	Casey 28	Buffinton 17
1888	Buffinton 46	Buffinton 43	Buffinton 28	Casey 18
1889	Buffinton 47	Buffinton 37	Buffinton 27	Sanders 18
1890	Gleason 60	Gleason 54	Gleason 38	Vickery 22
1891	Gleason 53	Gleason 40	Gleason 24	Gleason 22
1892	Weyhing 59	Weyhing 46	Weyhing 32	Weyhing 21
1893	Weyhing 42	Weyhing 33	Weyhing 23	Weyhing 16
1894	Taylor 41	Taylor 31	Taylor 23	Weyhing 14
1895	Carsey 44	Carsey 35	Taylor 26	Carsey 16
1896	Taylor 45	Taylor 35	Taylor 20	Taylor 21
1897	Taylor 40	Taylor 35	Taylor 16	Taylor 20
1898	Piatt 39	Donahue/Piatt 33	Piatt 24	Donahue 17
1899	Piatt 39	Piatt 31	Piatt 23	Piatt 15
1900	Orth 33	Orth 24	Fraser 16	Orth 13
1901	Duggleby/Orth 35	Donahue 34	Donahue 21	Donahue/White 13
1902	D. White 36	D. White 34	D. White 16	D. White *20
1903	Duggleby 36	Duggleby 28	Duggleby 13	Duggleby 18
1904	Fraser 42	Fraser 32	Fraser 14	Fraser 24
1905	Pittinger #46	Pittinger 29	Pittinger 23	Duggleby 17
1906	Duggelby/Sparks 42	Sparks 29	Sparks 19	Duggleby 19
1907	Corridor/Moren 37	Sparks 24	Sparks 22	Moren 18
1908	McQuillan 48	McQuillan 32	McQuillan 23	McQuillan 17
1909	McQuillan 41	Moore 24	Moore 18	McQuillan 16
1910	Moore 46	Ewing 20	Moore 22	Moore 15
1911	Alexander 48	Alexander *31	Alexander *28	Moore *19
1912	Alexander 46	Alexander 26	Alexander 19	Alexander 17
1913	Seaton 52	Alexander 23	Seaton *27	Brennan/Seaton 12
1914	Mayer 48	Alexander *32	Alexander #27	Mayer 19
1915	Alexander 49	Alexander *36	Alexander *31	Mayer 15
1916	Alexander 48	Alexander *38	Alexander *33	Demaree 14
1917	Alexander 45	Alexander *35	Alexander *30	Rixey *21
1918	Prendergast 33	Prendergast 20	Hogg/Prendergast 13	Oeschger *18
1919	G. Smith 31	G. Smith 15	Meadows 8	Hogg/Rixey 12
1920	G. Smith 43	Rixey 25	Meadows 16	Rixey *22
1921	G. Smith 39	Ring 21	Meadows 11	G. Smith *20
1922	G. Smith 42	Meadows 19	Meadows/Ring 12	Meadows/Ring 18
1923	Ring 39	Ring 23	Ring 18	Weinhart 17
1924	Carlson 38	Ring 16	Hubbell/Ring 10	Carlson 17
1925	Ring 38	Ring 21	Ring 14	Mitchell 17
1926	Willoughby 47	Carlson 20	Carlson 17	Dean 16
1927	Scott #48	Scott 17	Scott 9	Scott 21
1928	Benge 40	Benge 12	Benge 8	Benge 18
1929	Willoughby 49	Willoughby 14	Willoughby 15	Benge 15
1930	H. Elliott *48	Collins 17	Collins 16	Willoughby 17
1931	J. Elliott *52	Benge/Collins 16	J. Elliott #19	Benge 18
1932	Collins 43	Holley 16	Collins 14	Holley 14
1933	Liska 45	Holley 12	Holley 13	Holley 15
1934	C. Davis *51	C. Davis 18	C. Davis 19	Collins 18
1935	Jorgens *53	C. Davis 19	C. Davis 16	Jorgens 15
1936	Passeau 49	Walters 15	Passeau/Walters 11	Walters *21
1937	Mulcahy *56	Passeau 18	LaMaster 15	LaMaster 19
1938	Mulcahy 46	Mulcahy/Passeau 15	Passeau 11	Mulcahy *20
1939	Mulcahy 38	Higbe/Mulcahy 14	Higbe 10	Mulcahy 16
1940	Higbe 41	Mulcahy 21	Higbe 14	Mulcahy *22
1941	Pearson 46	Podgajny 8	Hughes/Podgajny 9	Hughes/Pearson 14
1942	Podgajny 43	Hughes 19	Hughes 12	Melton 20
1943	Gerheuser 38	Gerheuser/Rowe 11	Rowe 14	Gerheuser 19
1944	Schanz 40	Raffensberger 18	Raffensberger/Schanz 13	Raffensberger *20
1945	Karl *67	Barrett 8	Karl 9	Barrett *20
1946	Karl/Raffensberger 39	Raffensberger 14	Judd/Rowe 11	Raffensberger 15
1947	Donnelly 38	Leonard 19	Leonard 17	Judd 15
1948	Dubiel 37	Leonard 16	Leonard 12	Leonard *18
1949	Konstanty 53	Heintzelman 15	Heintzelman/Meyer 17	Roberts 15
1950	Konstanty *74	Roberts 21	Roberts 20	Meyer/Roberts 11
1951	Konstanty 58	Roberts 22	Roberts 21	Roberts 15

* League leader # Tied for league lead

YEARLY PITCHING LEADERS

YEAR	GAMES	COMPLETE GAMES	WINS	LOSSES
1952	Hansen..... 43	Roberts.....*30	Roberts.....*28	Drews..... 15
1953	Konstanty..... 48	Roberts.....*33	Roberts.....#23	Roberts..... 16
1954	Roberts..... 45	Roberts.....*29	Roberts.....*23	Dickson.....*20
1955	J. Meyer..... 50	Roberts.....*26	Roberts.....*23	Roberts..... 14
1956	R. Miller..... 49	Roberts.....*22	Roberts..... 19	Roberts.....*18
1957	Farrell..... 52	Sanford..... 15	Sanford..... 19	Roberts.....*22
1958	Farrell..... 54	Roberts..... 21	Roberts..... 17	Roberts/Simmons... 14
1959	J. Meyer..... 47	Roberts..... 19	Roberts..... 15	Roberts..... 17
1960	Farrell..... 59	Roberts..... 13	Roberts..... 12	Buzhardt/Roberts... 16
1961	Baldschun..... 65	Mahaffey..... 12	Mahaffey..... 11	Mahaffey.....*19
1962	Baldschun..... 67	Mahaffey..... 20	Mahaffey..... 19	Mahaffey..... 14
1963	Baldschun..... 65	Culp/McLish..... 10	Culp..... 14	Culp..... 12
1964	Baldschun..... 71	Bunning..... 13	Bunning..... 19	Bennett..... 14
1965	Baldschun..... 65	Bunning/Short..... 15	Bunning..... 19	Short..... 11
1966	Knowles..... 69	Short..... 19	Short..... 20	Bunning..... 14
1967	Farrell..... 50	Bunning..... 16	Bunning..... 17	Bunning/Jackson... 15
1968	Farrell..... 54	L. Jackson..... 12	Short..... 19	L. Jackson..... 17
1969	Boozer/Farrell... 46	Wise..... 14	Wise..... 15	G. Jackson..... 18
1970	Selma..... 73	Short..... 7	Wise..... 13	Short..... 16
1971	Brandon..... 52	Wise..... 17	Wise..... 17	three with..... 14
1972	Twitchell..... 49	Carlton.....*30	Carlton.....*27	Reynolds..... 15
1973	Scarce..... 52	Carlton.....#18	four with..... 13	Carlton.....*20
1974	Scarce..... 58	Carlton..... 17	Lonborg..... 17	Schueler..... 16
1975	Garber.....*71	Carlton..... 14	Carlton..... 15	Carlton..... 14
1976	Garber/Reed..... 59	Carlton..... 13	Carlton..... 20	Kaat..... 14
1977	Garber..... 64	Carlton..... 17	Carlton.....*23	Kaat..... 11
1978	Reed..... 66	Carlton..... 12	Carlton..... 16	Christenson..... 14
1979	McGraw..... 65	Carlton..... 13	Carlton..... 18	Lerch..... 13
1980	McGraw..... 57	Carlton..... 13	Carlton.....*24	Lerch..... 14
1981	Lyle..... 48	Carlton..... 10	Carlton..... 13	Christenson/Ruthven 7
1982	R. Reed..... 57	Carlton.....*19	Carlton.....*23	three with..... 11
1983	Holland..... 68	Carlton..... 8	Denny.....*19	Carlton..... 16
1984	Holland..... 68	Koosman/Rawley... 3	Koosman..... 14	Koosman..... 15
1985	Carman..... 71	three with..... 6	Gross..... 15	Denny..... 14
1986	Tekulve..... 73	Gross/Rawley..... 7	Gross..... 12	Gross..... 12
1987	Tekulve..... 90	Rawley..... 4	Rawley..... 17	Gross..... 16
1988	Tekulve..... 70	Gross..... 5	Gross..... 12	Rawley..... 16
1989	Parrett..... 72	three with..... 2	Howell/Parrett..... 12	Carman.....*15
1990	McDowell..... 72	Mulholland..... 6	Combs..... 10	Ruffin..... 13
1991	Williams..... 69	Mulholland..... 8	Mulholland..... 16	Mulholland..... 13
1992	Williams..... 66	Mulholland.....*12	Schilling..... 14	Abbott..... 14
1993	West..... 76	three with..... 7	Greene/Schilling... 16	Jackson..... 11
1994	Slocumb..... 52	Jackson..... 4	Jackson..... 14	West..... 10
1995	Bottalico..... 62	Green..... 4	Quantrill..... 11	Quantrill..... 12
1996	Borland..... 69	Schilling..... 8	Schilling..... 9	Williams..... 14
1997	Spradlin..... 76	Schilling..... 7	Schilling..... 17	Leiter.....*17
1998	Gomes..... 71	Schilling.....*15	Schilling..... 15	Schilling..... 14
1999	Gomes..... 73	Schilling..... 8	Byrd/Schilling..... 15	Ogea..... 12
2000	Gomes..... 65	Schilling..... 4	Wolf..... 11	three with..... 9
2001	Mesa..... 71	Wolf..... 4	Person..... 15	Wolf..... 11
2002	Mesa..... 74	Wolf..... 3	Padilla..... 14	Padilla..... 11
2003	Adams..... 66	Millwood..... 5	Wolf..... 16	Millwood/Padilla... 12
2004	Cormier..... 84	Lidle..... 2	Milton..... 14	Myers..... 11
2005	Madson..... 78	Myers..... 2	Lieber..... 17	Lieber..... 13
2006	Geary..... 81	Lieber..... 2	Myers..... 12	Lieber..... 11
2007	Alfonseca..... 61	Hamels..... 2	Hamels..... 15	Moyer..... 12
2008	Romero..... 81	Hamels/Myers..... 2	Moyer..... 16	Myers..... 13
2009	Madson..... 79	Happ/Lee..... 3	three with..... 12	Hamels..... 11
2010	Contreras..... 67	Halladay.....*9	Halladay.....*21	Hamels..... 11
2011	Bastardo..... 64	Halladay.....*8	Halladay..... 19	Oswalt..... 10
2012	Papelbon..... 70	Blanton/Hamels... 2	Hamels..... 17	Kendrick..... 12
2013	Papelbon..... 61	Kendrick/Lee..... 2	Lee..... 14	Hamels..... 14
2014	Diekman..... 73	Burnett/Lee..... 1	Kendrick..... 10	Burnett.....*18
2015	Garcia..... 72	Hamels..... 1	four with..... 6	Harang..... 15
2016	Neris..... 79	Eflin..... 2	Hellickson..... 12	Eickhoff..... 14
2017	Neris..... 74	Lively..... 1	Nola..... 12	Nola..... 11
2018	Morgan..... 67	none	Nola..... 17	Pivetta..... 14
2019	Neris..... 68	Eflin.....#2	Nola..... 12	Eflin..... 13
2020	Hunter/Neris..... 24	Nola.....#2	Nola..... 5	Nola..... 5

* League leader # Tied for league lead

PITCHING

YEARLY PITCHING LEADERS

YEAR	ERA	SHUTOUTS	INNINGS PITCHED	STRIKEOUTS
1883	Coleman 4.87	Coleman 3	Coleman 538.1	Coleman 159
1884	Vinton..... 2.23	Ferguson 2	Ferguson 416.2	Ferguson 194
1885	Daily 2.21	Ferguson 5	Daily 440.0	Ferguson 194
1886	Ferguson *1.98	Casey/Ferguson 4	Ferguson 395.2	Ferguson 212
1887	Casey *2.86	Casey *4	Casey 390.1	Buffinton 160
1888	Sanders 1.90	Buffinton 6	Buffinton 400.1	Buffinton 199
1889	Buffinton 3.24	Buffinton 2	Buffinton 380.0	Buffinton 153
1890	Gleason 2.63	Gleason 6	Gleason 506.0	Gleason 222
1891	Gleason 3.51	three with 1	Gleason 418.0	Esper 108
1892	Keefe 2.36	Weyhing 6	Weyhing 469.2	Weyhing 202
1893	Taylor 4.24	Weyhing 2	Weyhing 345.1	Weyhing 101
1894	Taylor 4.08	Weyhing 2	Taylor 298.0	Weyhing 81
1895	Taylor 4.49	Taylor 1	Carsey 342.1	Taylor 93
1896	Orth 4.41	three with 1	Taylor 359.0	Taylor 97
1897	Wheeler 3.96	Orth/Taylor 2	Taylor 317.1	Taylor 88
1898	Orth 3.02	Piatt #6	Piatt 306.0	Piatt 121
1899	Orth *2.49	Donahue/Fraser 4	Piatt 305.0	Piatt 89
1900	Fraser 3.14	Donahue/Orth 2	Orth 262.0	Orth 68
1901	Orth 2.27	Orth #6	Donahue 304.1	D. White 132
1902	D. White 2.53	Fraser/White 3	D. White 306.0	D. White 185
1903	Sparks 2.72	Duggleby 3	Duggleby 264.0	Fraser 104
1904	Corridon 2.19	Sparks 3	Fraser 302.0	Fraser 127
1905	Sparks 2.18	Pittinger 4	Pittinger 337.0	Pittinger 136
1906	Sparks 2.16	Sparks 6	Sparks 316.2	Lush 151
1907	Richie 2.00	Brown 4	Corridon 274.0	Corridon 131
1908	McQuillan 1.53	McQuillan 7	McQuillan 359.2	McQuillan 114
1909	E. Moore 2.10	McQuillan/Moore 4	E. Moore 299.2	E. Moore 173
1910	McQuillan *1.60	E. Moore 6	E. Moore 283.0	E. Moore *185
1911	Alexander 2.57	Alexander #7	Alexander *367.0	Alexander 227
1912	Rixey 2.50	Alexander/Rixey 3	Alexander #310.1	Alexander *195
1913	Brennan 2.36	Alexander *9	Seaton *322.1	Seaton *168
1914	Alexander 2.38	Alexander 6	Alexander *355.0	Alexander *214
1915	Alexander *1.22	Alexander *12	Alexander *376.1	Alexander *241
1916	Alexander *1.55	Alexander +16	Alexander *388.2	Alexander *167
1917	Alexander *1.86	Alexander *8	Alexander *387.2	Alexander *201
1918	Jacobs 2.41	Jacobs 4	Prendergast 252.1	Hogg 81
1919	Meadows 2.47	Meadows 3	G. Smith 185.0	Meadows 88
1920	Meadows 2.84	Meadows 3	Rixey 284.1	Rixey 109
1921	Winters 3.63	Meadows 2	Ring 246.0	Ring 88
1922	Weinert 3.40	Meadows 2	Ring 249.1	Ring 116
1923	Ring 3.76	Glazner 3	Ring 313.1	Ring 112
1924	Ring 3.97	Glazner/Hubbell 2	Ring 215.1	Ring 72
1925	Carlson 4.23	Carlson #4	Ring 270.0	Ring 93
1926	Carlson 3.24	Carlson 3	Carlson 267.1	Carlson 55
1927	Ulrich 3.17	five with 1	Scott 233.1	Pruett 90
1928	Benge 4.55	four with 1	Benge 201.2	Ring 72
1929	Willoughby 4.99	Benge/Sweetland 2	Willoughby 243.1	Benge 78
1930	Collins 4.78	three with 1	Collins 239.0	Collins 87
1931	Benge 3.17	three with 2	J. Elliott 249.0	Benge 117
1932	Rhem 3.74	Benge/Holley 2	Holley 228.0	Benge 89
1933	Holley 3.53	Holley/Moore 3	Holley 206.2	Holley 56
1934	C. Davis 2.95	Davis/Johnson 3	C. Davis 274.1	C. Davis 99
1935	C. Davis 3.66	C. Davis 3	C. Davis 231.0	C. Davis 74
1936	Walters 4.26	Walters #4	Walters 258.0	Passeau 85
1937	Passeau 4.34	Walters 3	Passeau *292.1	LaMaster 135
1938	Butcher 2.93	three with 1	Mulcahy 267.1	Passeau 100
1939	Beck 4.73	three with 1	Mulcahy 225.2	Higbe 79
1940	Mulcahy 3.60	Mulcahy 3	Higbe 283.0	Higbe *137
1941	Hughes 4.45	Hughes 2	Podganjy 181.1	Johnson 80
1942	Hughes 3.06	Johnson/Melton 1	Hughes 253.0	Melton 107
1943	Barrett 2.39	Rowe 3	Gerheuser 215.0	Gerheuser 92
1944	Raffensberger 3.06	Lee/Raffensberger 3	Raffensberger 258.2	Raffensberger 136
1945	Karl 2.99	Mauney 2	Barrett 190.2	Schanz 56
1946	Judd 3.53	three with 2	Raffensberger 196.0	Raffensberger 73
1947	Leonard 2.68	Leonard 3	Leonard 235.0	Leonard 103
1948	Leonard 2.51	Dubiel/Heintzelman 2	Leonard 225.2	Leonard 92
1949	Heintzelman 3.02	Heintzelman #5	Heintzelman 250.0	Roberts 95
1950	Roberts 3.02	Roberts #5	Roberts 304.1	Roberts/Simmons 146
1951	Roberts 3.03	Roberts *6	Roberts *315.0	Roberts 127

* League leader # Tied for league lead + 1st on all-time single-season leaders list

YEARLY PITCHING LEADERS

YEAR	ERA	SHUTOUTS	INNINGS PITCHED	STRIKEOUTS
1952	Roberts 2.59	Simmons #6	Roberts *330.0	Roberts 148
1953	Roberts 2.75	Roberts 5	Roberts *346.2	Roberts *198
1954	Simmons 2.81	Dickson/Roberts 4	Roberts *336.2	Roberts *185
1955	Roberts 3.28	Dickson 4	Roberts *305.0	Roberts 160
1956	Simmons 3.36	Haddix 2	Roberts 297.1	Roberts 157
1957	Sanford 3.08	Sanford 3	Roberts 249.2	Sanford *188
1958	Roberts 3.23	Sanford/Semproch 2	Roberts 269.2	Roberts 130
1959	Conley 3.00	Conley 3	Roberts 257.1	Roberts 137
1960	Conley 3.68	Conley/Roberts 2	Roberts 237.1	Roberts 122
1961	Mahaffey 4.10	Mahaffey 3	Mahaffey 219.1	Mahaffey 158
1962	Bennett 3.81	Bennett/Mahaffey 2	Mahaffey 274.0	Mahaffey 177
1963	Short 2.29	Culp 5	McLish 209.2	Culp 176
1964	Short 2.20	Bunning 5	Bunning 284.1	Bunning 219
1965	Bunning 2.60	Bunning 7	Short 297.1	Bunning 268
1966	Bunning 2.41	Bunning/Jackson #5	Bunning 314.0	Bunning 252
1967	Bunning 2.29	Bunning *6	Bunning *302.1	Bunning *253
1968	L. Jackson 2.77	Fryman 5	Short 269.2	Short 202
1969	Wise 3.23	G. Jackson 4	G. Jackson 253.0	G. Jackson 180
1970	Bunning 4.11	Fryman 3	Wise 220.0	Selma 153
1971	Wise 2.88	Wise 4	Wise 272.0	Wise 155
1972	Carlton *1.97	Carlton 8	Carlton *346.1	Carlton *310
1973	Twitchell 2.50	Twitchell 5	Carlton #293.1	Carlton 223
1974	Lonborg 3.21	Lonborg 3	Carlton 291.0	Carlton *240
1975	Carlton 3.56	Carlton 3	Carlton 255.0	Carlton 192
1976	Lonborg 3.08	Carlton 2	Carlton 252.2	Carlton 195
1977	Carlton 2.64	Carlton 2	Carlton 283.0	Carlton 198
1978	Carlton 2.84	Carlton/Christenson 3	Carlton 247.0	Carlton 161
1979	Carlton 3.62	Carlton 4	Carlton 251.0	Carlton 213
1980	Carlton 2.34	Carlton 3	Carlton *304.0	Carlton *286
1981	Carlton 2.42	Carlton 1	Carlton 190.0	Carlton 179
1982	Carlton 3.10	Carlton *6	Carlton *295.2	Carlton *286
1983	Denny 2.37	Carlton 3	Carlton *283.2	Carlton *275
1984	Koosman 3.25	Hudson/Koosman 1	Carlton 229.0	Carlton 163
1985	Rawley 3.31	three with 2	Gross 205.2	Gross 151
1986	Gross 4.02	Gross 4	Gross 241.2	Gross 154
1987	Carman 4.22	Carman 2	Rawley 229.2	Carman 125
1988	Gross 3.69	three with 1	Gross 231.2	Gross 162
1989	Howell 3.44	six with 1	Howell 204.0	Howell 164
1990	Mulholland 3.34	Combs 2	Combs 183.1	Combs 108
1991	Greene 3.38	Mulholland 3	Mulholland 232.0	Greene 154
1992	Schilling 2.35	Schilling 4	Mulholland 229.0	Schilling 147
1993	Mulholland 3.25	three with 2	Schilling 235.1	Schilling 186
1994	D. Jackson 3.26	D. Jackson 1	D. Jackson 179.1	D. Jackson 129
1995	Schilling 3.57	Green 2	Quantrill 179.1	Schilling 114
1996	Schilling 3.19	Schilling 2	Schilling 183.1	Schilling 182
1997	Schilling 2.97	Schilling 2	Schilling 254.1	Schilling *319
1998	Schilling 3.25	Schilling 2	Schilling *268.2	Schilling *300
1999	Schilling 3.54	Loewer/Schilling 1	Byrd 199.2	Schilling 152
2000	Person 3.63	three with 1	Wolf 206.1	Person 164
2001	Wolf 3.70	Wolf 2	Person 208.1	Person 183
2002	Wolf 3.20	Wolf 2	Wolf 210.2	Wolf 172
2003	Padilla 3.62	Millwood #3	Millwood 222.0	Wolf 177
2004	Wolf 4.28	Lidle 2	Milton 201.0	Milton 161
2005	Myers 3.72	none	Lieber 218.1	Myers 208
2006	Myers 3.91	Floyd/Lieber 1	Myers 198.0	Myers 189
2007	Hamels 3.39	Durbin/Lieber 1	Moyer 199.1	Hamels 177
2008	Hamels 3.09	Hamels 2	Hamels 227.1	Hamels 196
2009	Happ 2.93	Hamels/Happ 2	Blanton 195.1	Hamels 168
2010	Halladay 2.44	Halladay *4	Halladay *250.2	Halladay 219
2011	Halladay 2.35	Lee *6	Halladay 233.2	Lee 238
2012	Hamels 3.05	Hamels 2	Hamels 215.1	Hamels 216
2013	Lee 2.87	Kendrick/Lee 1	Lee 222.2	Lee 222
2014	Hamels 2.46	none	Burnett 213.2	Hamels 198
2015	Hamels 3.64	Hamels 1	Harang 172.1	Hamels 137
2016	Eickhoff 3.65	three with 1	Eickhoff 197.1	Eickhoff 167
2017	Nola 3.54	none	Nola 168.0	Nola 184
2018	Nola 2.37	none	Nola 212.1	Nola 224
2019	Nola 3.87	Eflin 1	Nola 202.1	Nola 229
2020	Wheeler 2.92	Eflin/Nola 1	Nola 71.1	Nola 96

* League leader # Tied for league lead

INDIVIDUAL PITCHING RECORDS

Since 1900

KEY: (ML) Major League record; (MLT) Major League record tied; (NL) Nat'l League record; (NLT) Nat'l League record tied

MOST GAMES

Season—90, Kent Tekulve, 1987 (RH); 84, Rheal Cormier, 2004 (LH)

Consecutive—9, Kent Tekulve, 1987

Rookie—65, Jack Baldschun, 1961

Career—529, Robin Roberts

MOST GAMES STARTED

Season—45, Grover Alexander, 1916 (RH); 41, Steve Carlton, 1972 (LH)

Rookie—42, George McQuillan, 1908

Career—499, Steve Carlton (LH); 472, Robin Roberts (RH)

Consecutive, no relief appearances—499, Steve Carlton

MOST COMPLETE GAMES

Season—38, Grover Alexander, 1916 (RH); 34, Doc White, 1902 (LH)

Rookie—32, George McQuillan, 1908

Career—272, Robin Roberts

Consecutive—28, Robin Roberts, 8/28/52-7/5/1953

MOST INNINGS PITCHED

Game—20, Tully Sparks, 8/24/1905 vs CHI (L 2-1); Mule Watson, 7/17/1918 at CHI (L 2-1); Joe Oeschger, 4/30/1919 vs BKN (T 9-9)

Season—389, Grover Alexander, 1916 (RH); 346.1, Steve Carlton, 1972 (LH)

Season, reliever—166.2, Andy Karl, 1945

Rookie—367, Grover Alexander, 1911

Career—3,739.1, Robin Roberts

MOST CONSECUTIVE SCORELESS INNINGS

Reliever—32.2, Larry Andersen, 1984

Starter—41.0, Grover Alexander, 1911

Start of career—24.0 George McQuillan, 5/8-9/29/1907 (gm 1) (NL)

MOST CONSECUTIVE BATTERS RETIRED

Game—27, Curt Simmons, 5/16/1953 at MIL (Bruton single to start game; then retired next 27); Robin Roberts, 5/13/1954 vs. CIN (Adams HR to start game; then retired next 27); Jim Bunning, 6/21/1964 at NYM (gm 1) (perfect game); Roy Halladay, 5/29/2010 at FLA (perfect game)

Extra innings—32, Rick Wise, 9/18/1971 vs CHI (12 inn.) W 4-3

MOST BATTERS FACED

Inning—16, Hal Kelleher, 8th, 5/5/1938 at CHI; (L 21-2) (MLT)

MOST AT-BATS

Inning—14, Hal Kelleher, 8th, 5/5/1938 at CHI (MLT)

MOST HITS ALLOWED

Inning—11, Reggie Grabowski, 9th, (10 singles) 8/4/1934 (gm 2) vs NYG (NL)

Consecutive hits, inning—9, Erskine Mayer, 9th, 8/18/1913

Game—22, Dutch Schesler, 7/11/1931 (gm 1) vs NYG (8 inn.); 24, Joe Oeschger, 4/30/1919 vs BKN (20 inn.)

Shutout, game—12, George Smith, 4-0, 8/12/1921 at BOS (gm 2)

Season—348, Claude Passeau, 1937 (RH); 293, Steve Carlton, 1973 (LH)

Rookie—285, Grover Alexander, 1911; 283, Curt Davis, 1934

Career—3,661, Robin Roberts

FEWEST HITS ALLOWED

No-hitters, Phillies—11, since 1900 (see separate chart in guide)

No-hitters, opponents—22, since 1900 (see separate chart in guide)

One-hitters, career—5, Grover Cleveland Alexander and Steve Carlton

MOST RUNS ALLOWED

Inning—12, Hal Kelleher, 8th, 5/5/1938 at CHI; (L 21-2) (NL)

Game—17, Bill Duggleby, 9/19/1903 (gm 1) at CIN; (L 17-7)

Season—178, Ray Benge, 1930 (RH); 164, Les Sweetland, 1930 (LH)

Rookie—141, Ham Iburg, 1902

Career—1,591, Robin Roberts

MOST EARNED RUNS ALLOWED

Season—147, Robin Roberts, 1956 (RH); 143, Les Sweetland, 1930 (LH)

Rookie—130, Wayne LaMaster, 1937 (LH)

Career—1,437, Robin Roberts

MOST HOME RUNS ALLOWED

Inning—4, Bill Kerksieck, 4th, 8/13/1939 (gm 1) at NYG;

Charlie Bicknell, 6th, 6/6/1948 (gm 1) at STL (MLT)

Consecutive, inning—3, many; last: Jerad Eickhoff, 1st, 6/10/2019 vs ARI

Game—6, Bill Kerksieck, 8/13/1939 (gm 1) at NYG (MLT)

Season—46, Robin Roberts, 1956 (RH);

43, Eric Milton, 2004 (LH)

Rookie—25, Ray Semproch, 1958 and Nick Pivetta, 2017 (RH); Matt Beech, 1997 (LH)

Career—402, Robin Roberts (185 home, 217 away)

MOST GRAND SLAMS

Game—2, June Green, 7/6/1929 (gm 2) vs STL (MLT)

Consecutive games—2, Bubba Church, 9/24-27/1950;

Tug McGraw, 8/5-11/1979; Doug Bair, 7/7-9/1987;

Tommy Greene, 8/22-27/1995 (MLT)

Month—2, June Green, July 1929; Bubba Church, Sept. 1950;

Tug McGraw, Aug. 1979; Doug Bair, July 1987; Tommy

Greene, August 1995; Roy Halladay, May 2012

Season—4, Tug McGraw, 1979 (MLT)

MOST TOTAL BASES

Inning—19, David Buchanan, 2nd, 8/11/2015 at ARI

MOST WALKS

Inning—Unknown

Game—12, Fred Mitchell, 7/27/1903 vs BKN; Curt Simmons, 9/6/1948 vs NYG (6.1 inn., called due to darkness after 7)

Season—164, Earl Moore, 1911 (RH); 136, Steve Carlton, 1974 (LH)

Rookie—107, Jack Hamilton, 1962

Career—1,252, Steve Carlton

INDIVIDUAL PITCHING RECORDS

MOST STRIKEOUTS

Inning—4, Doc White, 7/21/1902 vs BKN, 5th; Jake Thompson, 8/12/2016 vs COL, 2nd

Perfect inning (3 SO on 9 pitches)—Andy Ashby, 6/15/1991 vs CIN; Juan Perez, 7/8/2011 vs ATL; Cole Hamels, 5/17/2014 vs CIN

Game, RH—17, Art Mahaffey, 4/23/1961 (gm 2) vs CHI

Game, LH—16, Steve Carlton, 6/9/1982 vs CHI; Cliff Lee, 5/6/2011 vs ATL

Game, extra innings—18, Chris Short, 15 IP, 10/2/1965 at NYM (gm 2)

Consecutive, reliever—6, Jack Meyer, 9/22/1958 (gm 1) vs PIT, 12th-13th inn. (1st 6 batters); Willie Hernandez, 7/3/1983 vs NYM, 8th-9th inn. (all 6 he faced); Antonio Bastardo, 4/8/2011 at ATL, 6th-7th inn. (final 6 he faced), & 8/5/2014 vs HOU, 11th-12th inn.; Victor Arano, 4/14/2019 at MIA, 12th-13th inn. (all 6 he faced)

Consecutive, starter—7, Steve Carlton, 5/9/1981 vs SD; Curt Schilling, 8/26/1996 at SF; Jerad Eickhoff, 9/28/2018 vs ATL

Consecutive, start of game—Unknown; 6, Brandon Duckworth, 8/5/2002 vs LAD

Consecutive, start of game, opp.—8, German Marquez, 9/26/2018 at COL

Season, starter—319, Curt Schilling, 1997 (RH); 310, Steve Carlton, 1972 (LH)

Season, reliever—153, Dick Selma, 1970 (134 inn.) (NL)

Rookie—227, Grover Alexander, 1911

Career—3,031, Steve Carlton

MOST HIT BATSMEN

Inning—Unknown

Game—4, Charley Schanz, 7/15/1945 vs CIN (gm 1) (MLT)

Season—19, Fred Mitchell, 1903; Jim Bunning, 1966 (RH); 16, John Lush, 1906 (LH)

Career—72, Jim Bunning

MOST WILD PITCHES

Inning—Unknown

Game—5, Ken Howell, 4/5/1989 at CHI (W 12-4)

Season—22, Jack Hamilton, 1962 (RH); 14, Chris Short, 1961 (LH)

Rookie—22, Jack Hamilton, 1962

Career—120, Steve Carlton

MOST WINS

Season—33, Grover Alexander, 1916 (RH); 27, Steve Carlton, 1972 (LH)

Season, reliever—16, Jim Konstanty, 1950

Highest pct., team's wins—45.8, Steve Carlton, 1972, 27-10 (59-97) (NL)

Consecutive, season—15, Steve Carlton, 6/7-8/17/1972

Consecutive games, relief pitcher—3, Gene Garber, 5/15 (gm 2)-16-17/1975; Mitch Williams, 8/4-6-7/1991 (MLT)

Rookie—28, Grover Alexander, 1911 (ML)

Career—241, Steve Carlton (LH); 234, Robin Roberts (RH)

Career, reliever—54, Ron Reed

Winning percentage, season—800, Robin Roberts (28-7), 1952 (RH); .741, Steve Carlton (27-10), 1972 (LH)

Wins at Baker Bowl, season—20, Grover Alexander, 1914 (lost 4)

Wins at Baker Bowl, career—101, Grover Alexander

Wins at Shibe Park/Connie Mack Stadium, season—14, Robin Roberts, 1952 (lost 2) and 1955 (lost 4)

Wins at Shibe Park/Connie Mack Stadium, career—126, Robin Roberts

Wins at Veterans Stadium, season—17, Steve Carlton, 1977 (lost 3)

Wins at Veterans Stadium, career—138, Steve Carlton (lost 62)

Wins at Citizens Bank Park, season—12, Roy Halladay, 2010 (lost 5)

Wins at Citizens Bank Park, career—56, Cole Hamels (lost 45)

MOST LOSSES

Season—24, Charles Fraser, 1904 (RH); 22, Eppa Rixey, 1920 (LH)

Season, reliever—12, Gene Garber, 1975 (10-12)

Consecutive, season—12, Russ Miller, 5/12-8/12/1928; Hugh Mulcahy, 8/4-9/23/1940; Ken Reynolds, 5/29-8/25/1972

Consecutive, start of season—12, Russ Miller, 1928; Ken Reynolds, 1972

Without a win, season—12, Russ Miller, 1928 (NL)

Rookie—19, Al Gerheuser, 1943

Career—199, Robin Roberts (RH); 161, Steve Carlton (LH)

MOST SHUTOUTS

First ML game—Eddie Stack, 6/7/1910, 1-0, vs CHI; Earl Caldwell, 9/8/1928, 4-0, vs BOS; Hal Kelleher, 9/17/1935, 1-0, vs CIN; Niles Jordan, 8/26/1951, 2-0, vs CIN; Dave Downs, 9/2/1972, 3-0, at ATL

Opening Day—3, Chris Short, 1965, 1968, 1970 (NLT)

Season—16, Grover Alexander, 1916 (ML)

Consecutive—4, Grover Alexander, 9/7-13-17-21/1911

1-0 wins, season—4, Grover Alexander, 1916

1-0 losses, season—5, George McQuillan, 1908; Jim Bunning, 1967 (MLT)

Lost, season—8, George McQuillan, 1908

Rookie—7, George McQuillan, 1908; Grover Alexander, 1911; 5, Ray Culp, 1963

Career—61, Grover Alexander

MOST SAVES

Consecutive appearances—13, Steve Bedrosian, 5/25-6/30/1987

Consecutive, without a blown save—44, Brad Lidge, 4/7/2008-4/13/2009 (not including postseason)

Season—45, Jose Mesa, 2002 (RH); 43, Mitch Williams, 1993 (LH)

Rookie—16, Jack Meyer, 1955; Seranthony Domínguez, 2018

Career—123, Jonathan Papelbon (RH); 102, Mitch Williams (LH)

MOST GAMES FINISHED

Season—70, Billy Wagner, 2005 (LH); 64, Jose Mesa, 2002 (RH) and Jonathan Papelbon, 2012 (RH)

Career—313, Tug McGraw (LH); 255, Ron Reed (RH)

MOST SACRIFICE FLIES

Season—15, Randy Lerch, 1979 (NL)

MOST BALKS

Season—11, Steve Carlton, 1979 (NL)

LOWEST EARNED RUN AVERAGE

Season—1.22, Grover Alexander, 1915

Rookie—1.53, George McQuillan, 1908

20 WINS, 20 LOSSES NEXT SEASON

Eppa Rixey (22-10) 1916, (16-21) 1917; Steve Carlton (27-10) 1972, (13-20) 1973

TRIPLE CROWN (W-SO-ERA), NATIONAL LEAGUE

Grover Alexander, 31-241-1.22, 1915

Grover Alexander, 33-167-1.55, 1916

Grover Alexander, 30-201-1.86, 1917

Steve Carlton, 27-310-1.97, 1972

TEAM PITCHING RECORDS

Since 1900 ("Fewest" records do not include shortened seasons)

KEY: (ML) Major League record; (MLT) Major League record tied; (NL) Nat'l League record; (NLT) Nat'l League record tied

NUMBER OF PITCHERS

Most—34, 2019 (162 games); 26, 1995 (144 games)

Fewest—11, 1976 (162 games)

MOST COMPLETE GAMES

Season—131 in 1904

Fewest, season—0 in 2018

MOST INNINGS

Game—20, 8/24/1905 vs CHI (L 2-1); 7/17/1918 at CHI (L 2-1); 4/30/1919 vs BKN (T 9-9); 5/4/1973 vs ATL (W 5-4); 7/7/1993 vs LAD (W 7-6)

Season—1,480 in 1980

Fewest, season—1,299 in 1907 (154 games) (ML)

MOST HITS ALLOWED

Inning—Unknown

Consecutive, inning—10, 6/12/1922 vs STL, 6th

Game—30, 9/2/1925 vs NYG (gm 2) (L 24-9)

Season—1,993 in 1930 (ML)

Fewest, season—1,086 in 1918

MOST RUNS ALLOWED

Inning—14, 8/25/1922 at CHI, 4th

Game—28, 7/6/1929 vs STL (gm 2) (L 28-6) (NL)

Season—1,199 in 1930 (ML)

Fewest, season—445 in 1908

MOST EARNED RUNS ALLOWED

Season—1,024 in 1930 (ML)

Fewest, season—332 in 1915 (ML)

MOST HOME RUNS ALLOWED

Inning—4, 8/13/1939 at NYG (gm 1), 4th; 6/6/1948 at STL, 2nd; 6/22/1997 vs ATL, 3rd

Game—9, 9/4/1999 vs CIN (NL)

Season—258 in 2019

Fewest, season—49 in 1944 (since 1940)

MOST GRAND SLAMS

Game—2, 9/5/1924 vs NYG; 7/6/1929 vs NYG; 5/1/1933 vs PIT; 4/30/1938 vs BOS; 7/14/97 at ATL

Season—8 in 1933

MOST PINCH HOMERS

Game—2, 6/9/1954 vs CHI; 8/15/1962 vs NYM (13 inn.);

9/17/1963 vs NYM; 6/19/2010 vs MIN (10 inn.);

7/30/2019 vs SF (MLT)

MOST WALKS

Inning—Unknown

Game—18, 8/24/2013 vs ARI (18 inn.)

Season—682 in 1974

Fewest, season—259 in 1901

MOST STRIKEOUTS

Inning—4, Doc White, 7/21/1902 vs BKN, 5th; Jake Thompson, 8/12/2016 vs COL, 2nd (MLT)

Game, 9 innings—18, 5/6/2011 vs ATL (Cliff Lee, J.C. Romero, Danys Baez)

Game, extra innings—21, 9/22/1958 vs PIT (gm 1) (14 inn.) (Seth Morehead, Dick Farrell, Jack Meyer); 10/2/1965 at NYM (gm 2) (18 inn.) (Chris Short, Gary Wagner, Jack Baldschun)

Season—1,465 in 2018

Fewest, season—284 in 1900

MOST HIT BATSMEN

Inning—3, 5/15/1960 vs CIN (gm 1), 8th

Game—Unknown

Season—77 in 2003

Fewest, season—13 in 1950

MOST WILD PITCHES

Inning—Unknown

Game—5, 4/5/1989 at CHI; 5/4/1997 at COL

Season—91 in 1989

Fewest, season—14 in 1952

MOST BALKS

Inning—Unknown

Game—2, 29 times; last: 4/20/2012 at SD

Season—27 in 1984

Fewest, season—0 in 1946 & 1955 (MLT)

MOST WINS

Season—102 in 2011

Fewest, season—42 in 1942

MOST LOSSES

Season—111 in 1941

Fewest, season—60 in 2011

MOST SHUTOUTS

Season, won—26 in 1916

Season, lost—23 in 1908 and 1909

Longest—18, 10/2/1925 at NYG (T 0-0)

Fewest, season—2 in 1942

1-0 shutouts, won—7 in 1913

Longest 1-0 win—16 inn., 5/17/1991 vs CHI

1-0 shutouts, lost—10 in 1967 (MLT)

Consecutive, games—4 in 1951 (Robin Roberts, 7/25 at STL; Ken Johnson, 7/26 at STL; Bubba Church, 7/27 at CHI; Russ Meyer, 7/28 at CHI) and 1969 (Jerry Johnson, 8/13 at ATL; Woodie Fryman, 8/14 at ATL; Grant Jackson, 8/15 vs HOU; Rick Wise, 8/16 vs HOU)

Consecutive innings—41 in 1951

Consecutive 1-0 losses, season—3, 5/11-12-13/1960 (MLT)

MOST SAVES

Season—48 in 1987

Fewest, season—15 in 1972

LOWEST EARNED RUN AVERAGE

Season—2.18 in 1915

HIGHEST EARNED RUN AVERAGE

Season—6.70 in 1930 (ML)

DEFENSE



LEAGUE LEADERS – DEFENSE

1900	Nap Lajoie, 2b	.954	1942	Danny Litwhiler, of	1.000	1978	Larry Bowa, ss	.986
	Ed McFarland, c	.963	1943	Pinky May, 3b	.963		Bob Boone, c	.991
1901	Harry Wolverton, 3b	.921	1946	Frank McCormick, 1b	.999		Bake McBride, of	.996
	Bill Hallman, 2b	.971	1947	Dutch Leonard, p	1.000	1979	Larry Bowa, ss	.991
1903	Harry Wolverton, 3b	.941	1953	Willie Jones, 3b	.993	1980	Pete Rose, 1b	.997
1904	Harry Wolverton, 3b	.925	1954	Willie Jones, 3b	.968		Steve Carlton, p	1.000
1906	Roy Thomas, of	.986	1955	Willie Jones, 3b	.960	1982	Garry Maddox, cf	.992
1909	Kitty Bransfield, 1b	.989		Andy Seminick, c	.994		Manny Trillo, 2b	.994
1910	Mickey Doolan, ss	.948	1956	Willie Jones, 3b	.973	1984	Ozzie Virgil, c	.994
1911	Sherry Magee, of	.981	1958	Willie Jones, 3b	.967	1986	Mike Schmidt, 3b	.980
1913	Hans Lobert, 3b	.974		Robin Roberts, p	1.000	1994	Milt Thompson, of	1.000
	Bill Killefer, c	.988	1962	Tony Gonzalez, of	1.000	1995	Jim Eisenreich, of	1.000
1914	Hans Lobert, 3b	.944	1963	Tony Taylor, 2b	.986	1999	Mike Lieberthal, c	.997
1915	Bobby Byrne, 3b	.969		Don Demeter, of	1.000	2002	Doug Glanville, cf	1.000
1916	Bill Killefer, c	.985		Chris Short, p	1.000	2004	Placido Polanco, 2b	.995
1917	Dode Paskert, of	.984	1964	Tony Gonzalez, of	.996	2006	Shane Victorino, of	1.000
	Bill Killefer, c	.984	1966	Bill White, 1b	.994	2007	Aaron Rowand, of	.995
1922	Butch Henline, c	.983	1967	Bobby Wine, ss	.980	2008	Jimmy Rollins, ss	.988
1924	Heinie Sand, ss	.959		Tony Gonzalez, of	.993	2009	Jimmy Rollins, ss	.990
	George Harper, of	.986	1968	Cookie Rojas, 2b	.987	2010	Placido Polanco, 3b	.986
1927	Jimmy Cooney, ss	.978		Johnny Callison, of	1.000	2011	Placido Polanco, 3b	.977
	Dick Spalding, of	.992		Larry Jackson, p	1.000		Shane Victorino, of	1.000
1929	Walt Lerian, c	.986	1971	Larry Bowa, ss	.987	2012	Jimmy Rollins, ss	.978
1932	Pinky Whitney, 3b	.960		Rick Wise, p	1.000	2014	Jimmy Rollins, ss	.988
	Don Hurst, 1b	.993	1972	Don Money, 3b	.978		Cole Hamels, p	1.000
1935	Johnny Vergez, 3b	.953		Larry Bowa, ss	.987	2016	Freddy Galvis, ss	.987
1937	Pinky Whitney, 3b	.982	1973	Greg Luzinski, of	.993		Jeremy Hellickson, p	1.000
	Dolph Camilli, 1b	.994		Ken Brett, p	1.000	2017	Freddy Galvis, ss	.989
1939	Pinky May, 3b	.956	1974	Larry Bowa, ss	.984		Aaron Nola, p	1.000
1940	Ham Schulte, 2b	.980	1976	Dave Cash, 2b	.988	2018	Aaron Nola, p	1.000
1941	Pinky May, 3b	.972				2019	Aaron Nola, p	1.000

ALL-TIME FIELDING TEAM

Pos.	Player	Year	G	TC	E	PCT
1B	Frank McCormick	1946	134	1283	1	.999
2B	Placido Polanco	2004	109	571	3	.995
SS	Larry Bowa	1979	146	683	6	.991
3B	Placido Polanco	2010	123	351	5	.986
OF	Danny Litwhiler	1942	151	317	0	#1.000
OF	Tony Gonzalez	1962	114	276	0	#1.000
OF	Don Demeter	1963	119	172	0	#1.000
OF	Johnny Callison	1968	109	197	0	#1.000
OF	Jim Eisenreich	1995	111	207	0	#1.000
OF	Doug Glanville	2002	117	227	0	#1.000
OF	Shane Victorino	2011	130	296	0	#1.000
C	Mike Lieberthal	1999	143	946	3	.997
P	Eppa Rixey	1917	39	108	0	#1.000

Tied league record

DID YOU KNOW?

The Phillies team record for most errors in a game is nine, occurring on Aug. 5, 1904 vs Cincinnati. The Phils have made eight errors in a game twice, April 24, 1922 vs New York and Aug. 18, 1941 vs Cincinnati.

TRIPLE PLAYS

TURNED BY PHILLIES

Date	Opponent	Fielders	Batter
9/8/1890	vs BKN	Allen (ss) to Myers (2b) to McCauley (1b)	Smith
4/23/1891	vs BKN	Shindle (3b) to Allen (ss)	O'Brien
9/5/1908	vs NYG	Doolan (ss) to Knabe (2b) to Dooiin (c) to Grant (3b) to Doolan to Dooiin to Grant	Devlin
9/4/1909	vs BKN	Doolan (ss) to Ward (2b) to Bransfield (1b) to Dooiin (c)	Bell
8/12/1916	vs NYG	Bancroft (ss) to Byrne (3b) to Bancroft	Robertson
5/26/1918	at CIN	Bancroft (ss) to Luderus (1b)	Magee
7/6/1923	vs PIT	Mokan (lf) to Henline (c) to Sand (ss)	Carey
7/4/1924	at NYG	Ford (3b) to Sand (ss) to Holke (1b)	Groh
5/1/1925	vs BOS	Schultz (rf) to Henline (c) to Fonseca (2b)	O'Neil
6/29/1925	vs BKN	Carlson (p) to Sand (ss) to Hawks (1b)	DeBerry
6/3/1929	at PIT	Thompson (2b) to Hurst (1b) to Friberg (ss)	Grimes
9/16/1930	vs PIT	Thompson (2b) to Sherlock (1b)	Traynor
7/1/1931	vs CHI	Mallon (2b) to Friberg (1b) to Bartell (ss)	Taylor
4/26/1935	at NYG	Wilson (c) to Bivin (p) to Ryan (ss) to Camilli (1b)	Mancusco
7/23/1948	at CIN	Caballero (3b) to Hamner (2b) to Sisler (1b)	Stallcup
6/23/1949	at PIT	Miller (2b) to Hamner (ss) to Sisler (1b)	Stevens
6/22/1950	vs PIT	Miller (p) to Hamner (ss) to Waitkus (1b) to Seminick (c)	Bell
9/25/1955	at NYG	Kazanski (ss) to Morgan (2b) to Blaylock (1b)	Hoffman
6/28/1958	vs STL	Hemus (2b) to Anderson (1b)	K. Boyer
5/17/1964	at HOU	Herrnstein (1b) to Wine (ss) to Herrnstein to Triandos (c)	Grote
8/15/1964	at NYM	Boozler (p) to Amaro (ss) to Thomas (1b)	Klaus
10/2/1964	at CIN	Johnson (lf) to Wine (ss) to Taylor (2b) to Power (1b)	D. Johnson
8/15/1967	vs NYM	Allen (3b) to Rojas (2b) to White (1b)	Linz
5/4/1968	vs PIT	Wine (ss) to Rojas (2b) to White (1b)	Mota
4/28/1991	vs SD	Ready (2b) to Jordan (1b)	T. Gwynn
9/20/1992	at PIT	Morandini (2b) unassisted	King
8/20/1998	at SF	Arias (ss) to Lewis (2b) to Brogna (1b)	Kent
5/15/1999	vs NYM	Arias (ss) to Jordan (2b)	Piazza
4/21/2007	at CIN	Nunez (3b) to Utley (2b) to Helms (1b)	Ross
9/12/2007	vs COL	Dobbs (3b) to Utley (2b)	Holliday
8/23/2009	at NYM	Bruntlett (2b) unassisted	Francoeur
8/7/2016	at SD	Franco (3b) to Hernández (2b) to Joseph (1b)	Blash
8/27/2017	vs CHI	Hoskins (lf) to Hernández (2b) to Joseph (1b)	Baez

TURNED VS PHILLIES

Date	Opponent	Fielders	Batter
9/8/1885	vs NYG	Connor (1b) to Gerhardt (2b)	Ferguson
8/4/1887	at CHI	Pfeffer (2b) to Williamson (ss) to Burns (3b)	McGuire
9/11/1894	at PIT	Steere (ss) to Beckley (1b) to Sugden (c) to Bierbauer (2b)	Delahanty
6/26/1902	vs NYG	Bean (ss) to Smith (2b) to O'Hagan (1b) to Yeager (c)	Jacklitsch
7/27/1907	at PIT	Nealon (1b) to Wagner (ss) to Nealon	Courtney
9/23/1907	at CHI	Howard (1b) to Tinker (ss)	Dooiin
9/3/1908	vs BKN	Pastorius (p) to Alperman (2b) to Jordan (1b)	Dooiin
10/9/1911	vs BOS	Ingerton (ss) to Sweeney (2b) to Houser (1b)	Knabe
4/24/1914	at NYG	Doyle (2b) to Merkle (1b) to Fletcher (ss) to McLean (c)	Luderus
7/17/1919	vs STL	Lavan (ss) to Hornsby (3b)	Sicking
7/7/1920	at PIT	Cooper (p) to Caton (ss) to Grimm (1b)	Wheat
8/21/1920	at PIT	Cooper (p) to McKechnie (3b) to Whitted (1b)	LeBourveau
7/27/1921	at STL	Hornsby (ss) to Toporcer (2b) to Fournier (1b)	Rapp
9/3/1922	at NYG	Youngs (rf) to Bancroft (ss) to Groh (3b) to Kelly (1b)	Smith
10/6/1923	at BOS	Padgett (ss) unassisted	Holke
7/30/1924	vs STL	Bottomley (1b) to Cooney (ss) to Hornsby (2b)	Mokan
9/6/1924	vs NYG	Frisch (2b) to Terry (1b)	Schultz
5/18/1929	vs BKN	Hendrick (1b) to Bancroft (ss)	O'Doul
5/25/1929	at BKN	Bancroft (ss) to Hendrick (1b) to Moore (2b)	Peel
5/29/1934	at BOS	Frankhouse (p) to Jordan (1b) to Urbanski (ss)	Jeffries
8/4/1934	vs NYG	Critz (2b) to Terry (1b) to Jackson (ss)	Allen
9/16/1936	vs STL	Haines (p) to Mize (1b) to Durocher (ss)	Grace
7/12/1937	vs NYG	Ott (rf) to Mancusco (c) to Bartell (ss) to Chiozza (3b)	Arnovich
9/6/1942	vs BOS	Earley (p) to Miller (ss) to West (1b)	Murtaugh
8/23/1947	vs STL	Rice (c) to Marion (ss) to Musial (1b)	Gilbert
5/21/1950	vs STL	Garagiola (c) to Glaviano (3b) to Marion (ss) to Musial (1b)	Waitkus
8/30/1953	vs CIN	Bridges (2b) to McMillian (ss) to Kluzewski (1b)	Hamner
7/6/1960	at MIL	Cottier (2b) to Adcock (1b) to Crandall (c) to Mathews (3b)	Smith
7/15/1978	at ATL	Horner (3b) to Hubbard (2b) to Murphy (1b)	Cardenal
4/11/1981	at STL	Templeton (ss) to Porter (c) to Hernandez (1b) to Herr (2b) to Oberfell (3b)	Matthews
9/3/2002	at MTL	Schneider (c) to Cabrera (ss) to Galarraga (1b) to Cabrera to Tatis (3b)	Anderson
8/19/2004	vs HOU	Ensberg (3b) to Kent (2b) to Lamb (1b)	Pratt

OUTFIELD ASSISTS

14 OR MORE OUTFIELD ASSISTS

(Since 1910)

1910	Bates	24	1925	Harper	16	1948	Ennis	15
	Titus	22	1926	Mokan	16		Ashburn	14
1911	Paskert	20		Leach	15	1949	Ennis	#16
	Magee	14		Williams	14	1951	Ashburn	15
1912	Cravath	#26	1927	Leach	*26		Ennis	14
	Paskert	19		Williams	22	1952	Ashburn	*23
1913	Cravath	20	1928	Sothorn	*19	1953	Ashburn	*18
	Paskert	19	1929	Klein	18		Ennis	14
1914	Cravath	#34		O'Doul	14	1957	Ashburn	*18
	Becker	17	1930	Klein	†44	1959	H. Anderson	*17
1915	Cravath	*28		Sothorn	15	1960	Walters	17
1916	Cravath	17	1931	Arlett	14	1962	Callison	*24
	Paskert	14	1932	Klein	*29	1963	Callison	*26
1917	Paskert	19		Davis	15	1964	Callison	*19
	Whitted	19	1933	Klein	*21	1965	Callison	*21
	Cravath	17		Fullis	15	1972	Montanez	#15
1918	Cravath	19	1934	Allen	19	1973	Unser	14
	Meusel	14		Moore	18	1982	Matthews	14
1919	Meusel	14	1935	Allen	*26	1985	Wilson	*18
1920	Williams	22		Moore	18	1986	Wilson	*20
	LeBourveau	16	1938	Watkins	18	1987	Wilson	*18
	Stengel	16		Arnovich	18	1988	Bradley	14
1921	Williams	*29	1943	Northey	19	1998	Abreu	17
	Meusel	18	1944	Northey	#24		Glanville	14
1922	Walker	24	1945	DiMaggio	16	2001	Burrell	*18
	Williams	19	1946	Wyrostek	18			
1923	Walker	19		Ennis	16			
	Mokan	16	1947	Walker	15			

* League leader
Tied for league lead
† ML record

SEASON TOP 10

Klein, 1930	44	Leach, 1927	26
Cravath, 1914	34	Allen, 1935	26
Williams, 1921	29	Callison, 1963	26
Klein, 1932	29	4 with	24
Cravath, 1915	28	Last: Callison, 1962	
Cravath, 1912	26		

50 OR MORE, CAREER

Delahanty	221	Ennis	134	Meusel	62
S. Thompson	202	Paskert	120	T. Gonzalez	61
Titus	181	B. Hamilton	100	G. Wilson	60
C. Williams	173	Flick	91	Leach	55
R. Thomas	172	Abreu	89	Wyrostek	55
Klein	171	Burrell	86	Victorino	54
Cravath	168	Manning	84	Mokan	52
Ashburn	154	E. Andrews	77	Whitted	51
Fogarty	154	Maddox	77	Glanville	51
Callison	153	Luzinski	67	J. Moore	50
S. Magee	136	Northey	63		

CLUB FIELDING RECORDS

Since 1900 ("Fewest" records do not include shortened seasons)

KEY: (ML) Major League record; (MLT) Major League record tied; (NL) Nat'l League record; (NLT) Nat'l League record tied

ERRORS

Most, game—9, 8/5/1904 vs CIN

Most, season—403 in 1904 (155 games)

Fewest, season—74 in 2011 (162 games)

ERRORLESS GAMES

Season—108 in 2009 (162 games)

Consecutive, season—12 in 2009

DOUBLE PLAYS

Most, game—6, 3 times; last: 8/14/1962 at NYM

Most, season—179, in 1961 (155 games); in 1973 (162 games)

Fewest, season—112 in 1984 (162 games)

CONSECUTIVE GAMES, 1 OR MORE DPS

Season—16 (29 DP) in 1961

TRIPLE PLAYS

Most, season—3 in 1964 (MLT)

PASSED BALLS

Most, game—Unknown

Most, season—27, in 1971 (162 games); in 1947 (155 games)

Fewest, season—3, in 1952, 1956 (154 games)

PUTOUTS

Most, season—4,440 in 1980 (162 games)

Fewest, season—3,889 in 1907 (149 games) (ML)

ASSISTS

Most, game—33, 4/30/1919 vs BKN (20 inn.)

Most, season—2,176 in 1921 (154 games)

Fewest, season—1,437 in 1957 (156 games) (NL)

TOTAL CHANCES

Most, game—95, 4/30/1919 vs BKN (20 inn.)

Most, season—6,654 in 1913 (159 games)

Fewest, season—5,655 in 1955 (154 games) (NL)

FIELDING PERCENTAGE

Highest, season—.988 in 2011 (162 games)

Lowest, season—.937 in 1904 (155 games) (NL)

FIELDING RECORDS BY POSITION

FIRST BASE

Pct. .999 by Frank McCormick, 1946

Putouts 1,597 by Fred Luderus, 1917

Assists 141 by Rico Brogna, 1998

Double Plays 142 by Eddie Waitkus, 1950

SECOND BASE

Pct. .995 by Placido Polanco, 2004

Putouts 450 by Emil Verban, 1947

Assists 562 by Frank Parkinson, 1922

Double Plays 141 by Dave Cash, 1974

THIRD BASE

Pct. .986 by Placido Polanco, 2010

Putouts 229 by Ernie Courtney, 1905

Assists 404 by Mike Schmidt, 1974 (NL)

Double Plays 40 by Mike Schmidt, 1974

SHORTSTOP

Pct. .991 by Larry Bowa, 1979

Putouts 404 by Monte Cross, 1898

Assists 560 by Larry Bowa, 1971

Double Plays 113 by Tom Thevenow, 1930

OUTFIELD

Pct. 1.000 by Danny Litwhiler, 1942;

Tony Gonzalez, 1962;

Don Demeter, 1963;

Johnny Callison, 1968;

Jim Eisenreich, 1995;

Doug Glanville, 2002;

Shane Victorino, 2006 & 2011

538 by Richie Ashburn, 1951

Putouts

44 by Chuck Klein, 1930 (ML)

11 by Sam Thompson, 1896

Double Plays

CATCHER

Pct. .997 by Mike Lieberthal, 1999;

Carlos Ruiz, 2007

1,098 by J.T. Realmuto, 2019

199 by Red Dooin, 1909

19 by Darren Daulton, 1993

PITCHER

Pct. 1.000 by many (most total chances, no errors: 108 by Eppa Rixey, 1917)

33 by Charlie Ferguson, 1886

122 by Charlie Buffinton, 1886

12 by Curt Davis, 1934

Putouts

Assists

Double Plays

CAREER GAMES BY POSITION

FIRST BASE	YEARS	GAMES	OUTFIELD	YEARS	GAMES
1. Ryan Howard	2004-16	1,477	1. Richie Ashburn	1948-59	1,785
2. Fred Luderus	1910-20	1,298	2. Del Ennis	1946-56	1,601
3. Sid Farrar	1883-89	816	3. Sherry Magee	1904-14	1,415
4. Don Hurst	1928-34	815	4. Johnny Callison	1960-69	1,379
5. Kitty Bransfield	1905-11	781	5. Bobby Abreu	1998-2006	1,331
			6. Cy Williams	1918-30	1,324
SECOND BASE	YEARS	GAMES	7. Chuck Klein	1928-33; 36-44	1,284
1. Chase Utley	2003-15	1,453	8. Garry Maddox	1975-86	1,281
2. Tony Taylor	1960-71; 74-76	1,003	9. Roy Thomas	1899-1908; 10-11	1,257
3. Otto Knabe	1907-13	931	10. Greg Luzinski	1970-80	1,221
4. Mickey Morandini	1990-97; 2000	926			
5. Juan Samuel	1983-88	792	CATCHER	YEARS	GAMES
			1. Mike Lieberthal	1994-2006	1,139
THIRD BASE	YEARS	GAMES	2. Red Dooïn	1902-14	1,124
1. Mike Schmidt	1972-89	2,212	3. Bob Boone	1972-81	1,095
2. Willie Jones	1947-59	1,495	4. Carlos Ruiz	2006-16	1,029
3. Pinky Whitney	1928-33; 36-39	1,078	5. Darren Daulton	1983; 85-95	965
4. Scott Rolen	1996-2002	842			
5. Joe Mulyvey	1883-89; 92	682	STARTING PITCHER	YEARS	GAMES
			1. Steve Carlton (LH)	1972-86	499
SHORTSTOP	YEARS	GAMES	2. Robin Roberts	1948-61	472
1. Jimmy Rollins	2000-14	2,058	3. Chris Short (LH)	1959-72	301
2. Larry Bowa	1970-81	1,730	4. Cole Hamels (LH)	2006-15	294
3. Mickey Doolan	1905-13	1,297	5. Grover Alexander	1911-17; 30	280
4. Granny Hamner	1944-59	924			
5. Heinie Sand	1923-28	772	RELIEF PITCHER	YEARS	GAMES
			1. Ryan Madson	2003-11	473
			2. Tug McGraw (LH)	1975-84	460
			3. Ron Reed	1976-83	449
			4. Rheal Cormier (LH)	2001-06	363
			5. Dick Farrell (LH)	1956-61; 67-69	357

CONSECUTIVE ERRORLESS GAMES BY POSITION

Since 1900

FIRST BASE	STREAK	LEFT FIELD	STREAK
Frank McCormick (1946)	131	Danny Litwhiler (1941-43)	166
SECOND BASE	STREAK	CENTER FIELD	STREAK
Manny Trillo (1982)	89	Shane Victorino (2010-12)	273
THIRD BASE	STREAK	RIGHT FIELD	STREAK
Placido Polanco (2010)	80	Jim Eisenreich (1994-96)	142
SHORTSTOP	STREAK	CATCHER	STREAK
Jimmy Rollins (2009)	86	Todd Pratt (2003-05)	124
		PITCHER	STREAK
		Rheal Cormier (2001-06)	333
		Ryan Madson (2003-09)	333

SCOUTING & PLAYER DEVELOPMENT



Coca-Cola Park
Allentown, Pa.

PRO SCOUTING STAFF



Erick Dalton
Professional Coverage



Todd Donovan
Professional Coverage



Jon Mercurio
Professional Coverage

AMATEUR SCOUTING STAFF



Greg Schilz
Assistant Director,
Scouting



Darrell Conner
National Scouting
Coordinator



David Crowson
National Scouting
Coordinator



Alex Agostino
Mid-Atlantic/
Northeast Regional
Supervisor



Shane Bowers
West Regional
Supervisor



Buddy Hernandez
Southeast Regional
Supervisor



Brad Holland
Southwest Regional
Supervisor



Brian Kohlscheen
Midwest Regional
Supervisor

AMATEUR SCOUTING STAFF



Connor Betzebe
Performance Asst.,
Amateur Scouting



Chris Duffy
Southern and
Central CA



Tommy Field
OK, AR, Northern TX



Zach Friedman
Southern CA,
Southern NV



Ralph Garr Jr.
Southern TX



Victor Gomez
Southern FL, PR



Bryce Harman
Central and
Northern FL



Aaron Jersild
GA, SC



Tim Kissner
WA, OR, ID, MT, WY,
AK, Western Canada



Kellan McKeon
VA, NC



Timi Moni
TN, KY, WV, OH



Justin Morgenstern
Canada, ME, VT, NH, MA,
CT, NY, Northern NJ



Justin Munson
MO, KS, NE, IA,
SD, ND



Demerius Pittman
Southern CA, HI



Hilton Richardson
AZ, CO, NM, UT



Derrick Ross
IL, IN, MI, WI, MN



Mike Stauffer
MS, LA, AL,
FL Panhandle



Jason Waugh
Northern CA,
Northern NV



Jeff Zona Jr.
PA, Upstate NY, DE,
MD, DC, Southern NJ

INDEPENDENT CONTRACTOR SCOUTS

Luis Castro (PR)
Tom Downey (New York City)
Jim Fleming (OK)
Tom Holliday (OK)

Wilmer Reid (Philadelphia)
Alex Rosen (Philadelphia)
Mark Wilson (MN)

INTERNATIONAL SCOUTING STAFF



Derrick Chung
Coordinator,
Int'l. Scouting



Jesús Méndez
Coordinator,
Int'l. Scouting



Carlos Salas
Coordinator,
Latin America



Rafael Álvarez
Supervisor, Venezuela



Oneri Fleita
Supervisor, Mexico



Andrés Hiraldo
Int'l. Crosschecker,
Dominican Republic



Howard Norsetter
Int'l. Crosschecker,
Pacific Rim



Álvaro Blanco
Colombia



Jesus Blanco
Venezuela



Alex Choi
South Korea



**Juan Feliciano
de Castro**
Dominican Republic



Elvis García
Venezuela



Luis García
Dominican Republic



Charlie Gastelum
Mexico



José Guzman
Dominican Republic



Jonatan Hernández
Venezuela



Dargello Lodowick
Curaçao



William Mota
Venezuela



Bernardo Pérez
Dominican Republic



Abdiel Ramos
Panama



Philip Riccobono
Japan



Franklin Rojas
Venezuela



Claudio Scerrato
Italy



Ebert Velásquez
Venezuela



Youngster Wang
Taiwan

INTERNATIONAL VIDEO SCOUTING ASSISTANTS: **Gustavo Mogollon** (VZ) and **Jean Carlos Montalvo** (DR)

MINOR LEAGUE STAFF



CHRIS TRUBY – Field Coordinator

Born: Palm Springs, CA... **Resides:** Fishers, IN... Former third baseman. Was promoted to his current position prior to 2019. The 2021 season is his 13th year on the Phillies' player development staff. Previously spent five years (2014-18) as the infield coordinator and five years as a manager for Clearwater (A, 2012-13), Lakewood (A, 2011) and Williamsport (A, 2009-10). Played four seasons in the major leagues with Houston (2000-01), Montreal (2002), Detroit (2002) and Tampa Bay (2003), hitting .231 with 23 home runs in 263 games. Retired following the 2007 season after brief stints with Altoona (AA) and Indianapolis (AAA) and joined Pittsburgh's player development staff for the 2008 season as a coach with Lynchburg (A). Was originally signed by Houston as a non-drafted free agent in 1992.

JASON OCHART – Hitting Coordinator

Born: Glendale, CA... **Resides:** Seattle, WA... Former third baseman. Joined the Phillies player development staff in 2019 as hitting coordinator. Is co-owner/director of hitting for Driveline Baseball, a data-driven baseball performance center. Played collegiately at Vanguard University of Southern California before becoming an assistant baseball coach at Menlo College (CA), where he served as the hitting instructor for four seasons (2013-16). Graduated from Vanguard University with a bachelor's degree in kinesiology and served as a bio mechanical analyst at USC.



CHRIS HEINTZ – Assistant Hitting Coordinator

Born: Syosset, NY... **Resides:** Tampa, FL... Former catcher. Joined the Phillies player development staff before the 2018 season as a Gulf Coast League (R) coach before being promoted to Clearwater (A) for the 2020 season. Named to his current position in March 2021. Was previously an assistant coach for the University of South Florida for five years (2010-14). Prior to his time with USF, spent two years in the Minnesota Twins minor league system as manager for the Gulf Coast League (R) team and coach for Beloit (A). Appeared in 34 major league games for the Twins over three seasons (2005-07) after being selected by the Chicago White Sox in the 19th round of the June 1996 draft. In 2013, was inducted into the USF Hall of Fame.

RAFAEL CHAVES – Director, Pitching Development

Born: Isabela, PR... **Resides:** Winter Garden, FL... Former pitcher. Joined the Phillies organization prior to the 2015 season as pitching coordinator and held that title until 2019 at which point he was promoted to his current position. Worked six years with the Los Angeles Dodgers as special assistant, player personnel (2014) and minor league pitching coordinator (2009-13). In 2008, was the triple-A pitching coach for the New York Yankees at Scranton/Wilkes-Barre, overseeing a staff that led the International League with a 3.67 ERA and won the IL championship. Prior to that, spent 10 years in the Seattle Mariners organization as a pitching coach at every level, including two years (2006-07) with the major league club. Worked his way up the minor league chain in Seattle, making stops at the Arizona League Mariners (R, 1998), Everett (R, 1999), Wisconsin (A, 2000), San Bernardino (A, 2001), San Antonio (AA, 2002-03) and Tacoma (AAA, 2004-05). Pitched in the minor leagues for 12 years (1986-97), going 35-41 with a 3.51 ERA in 487 games (5 starts) with four organizations: San Diego Padres (1986-92), Baltimore Orioles (1993), Florida Marlins (1994) and Pittsburgh Pirates (1995-97).



TRAVIS HERGERT – Assistant Pitching Coordinator

Born: Cedar Rapids, IA... **Resides:** Mason City, IA... Former pitcher. The 2020 season was his first with the Phillies organization. Spent the previous 21 years (1999-2019) coaching at the high school and college levels. Most recently, spent 15 years on the coaching staff of North Iowa Area Community College, serving seven years (2013-19) as the head coach after eight years as the pitching coach/recruiting coordinator. Also worked as an assistant coach at Mount Mercy College (2004), Washington High School (2000-02) and Clear Creek Amana High School (1999), all located in the state of Iowa. Concurrently, he pitched two years for Kirkwood Community College in Iowa (1999-2000) and two at Mount Mercy (2001-02).

MINOR LEAGUE STAFF



MARTY MALLOY – Infield Coordinator

Born: Gainesville, FL... **Resides:** Trenton, FL... Former infielder. Named to his current position for the 2020 season after serving as a minor league manager for three years with Clearwater (A, 2019) and Lakewood (A, 2017-18). Spent the previous four years (2013-16) with the Houston Astros, three years as the manager for their Gulf Coast League (R) team and one year as the GCL hitting coach; also spent one year as the Florida Instructional League coordinator. Also coached at the amateur level as head coach (two years) and volunteer assistant (six years) for Trenton High School and six years as an infield instructor at Gatorball Baseball Academy in Gainesville, Fla. Played professionally for 12 years (1992-2003), including parts of two seasons in the majors with Atlanta (1998) and Florida (2002).

ANDY ABAD – Outfield Coordinator

Born: Palm Beach, FL... **Resides:** Jupiter, FL... Former outfielder/first baseman. Was added to the Phillies player development staff in 2012 as outfield coordinator after spending the previous three years (2009-11) as a coach in the Arizona Diamondbacks minor league system. Coached for Yakima (A) in 2009 and 2010 and Visalia (A) in 2011. Former 16th-round selection by the Boston Red Sox who appeared in a combined 15 major league games between the Oakland A's (2001), Red Sox (2003) and Cincinnati Reds (2006). Played in Japan during the 2000 season. Finished his minor league career with a .290 batting average and 157 home runs in 1,480 games.



ERNIE WHITT – Catching Coordinator

Born: Detroit, MI... **Resides:** Mt. Clemens, MI... Former catcher. Joined the Phillies in 2009 after spending five years on Toronto's major league staff as bench (2004-07) and first base coach (2008). Spent his first season with Philadelphia as the manager for Clearwater (A) before becoming the minor league catching coordinator. Served as the manager for Team Canada in the 2006, 2009, 2013 and 2017 World Baseball Classics. Started his coaching career in 1997 as Toronto's roving minor league catching instructor, a role he held through the 2002 season. Briefly managed Dunedin (A) and Syracuse (AAA) during the 1997 season. In 1999, managed Team Canada in the Pan-American Games in Winnipeg, guiding the club to a

bronze medal. Also led the Canadian squad at the Olympic qualification tournament in Panama in the fall of 2003, clinching a berth at the 2004 Summer Olympics. Managed the 2004 Canadian Olympic Team in Athens to a 4th-place finish. Spent 15 seasons in the major leagues with Boston (1976), Toronto (1977-78, 1980-89), Atlanta (1990) and Baltimore (1991). Was a career .249 hitter with 134 home runs and 534 RBI in 1,328 games. Was inducted into the Canadian Baseball Hall of Fame in 2009 and received the John Vukovich Award in 2019.

MANNY AMADOR – Coordinator, Dominican Academy

Born: San Juan, DR... **Resides:** Santo Domingo, DR... Former infielder. Has spent his entire professional career with the Phillies organization. Was originally signed by the club as an amateur free agent in 1993. Played for six different minor league teams in the Phillies system over six years (1993-98). Spent 1998-99 offseason coaching in winter ball. Joined the Phillies player development staff in 1999 as a coach for the Dominican Summer League Phillies (R) until 2001. Was moved to Reading (AA) as a coach following John Kruk's departure in 2001. Was a coach with Clearwater (A) from 2002-04 and managed Batavia (A) in 2005 before spending 11 years managing the DSL Phillies. Was named to his current position prior to the 2017 season. In 2013, was the recipient of the John Vukovich Award.



BEN WERTHAN – Minor League Player Information Coordinator

Born: Washington, DC... **Resides:** Philadelphia, PA... Joined the Phillies prior to the 2018 season. Spent seven years (2011-17) with the Baltimore Orioles, serving for the last six as the advance scouting coordinator. Reported directly to former Orioles manager Buck Showalter and led the team's advance scouting process. Also contributed on professional player procurement matters and assisted with the team's replay challenge operation. In addition to his duties with the Orioles, served as Team Israel's lead advance scout and in-dugout strategy consultant throughout the 2017 World Baseball Classic. In his current role, travels between each minor league affiliate and works closely with Phillies players, coaches, front office staff and the research and development department. Integrates the use of information in all areas of on-field performance and preparation and makes recommendations regarding the most effective areas of future research and analysis. A 2008 graduate of Dickinson College (PA) with a bachelor's degree in psychology. Previously worked as an intern in the baseball operations departments of the Cincinnati Reds (2008) and Tampa Bay Rays (2009-10).

LEHIGH VALLEY IRONPIGS STAFF



Gary Jones



Darryl Robinson



Aaron Fultz



Christian Bermudez



Mike Lidge

GARY JONES – Manager

Born: Henderson, TX... **Resides:** Henderson... Former second baseman. Joined the Phillies player development staff prior to the 2018 season and led Lehigh Valley (AAA) to the playoffs that year while being named International League Manager of the Year. Spent the previous four years as the third base coach and infield instructor for the Chicago Cubs (2014-17). Has managed or coached at the professional level for 31 years and won five minor league manager of the year awards. Prior to joining the Cubs, spent 11 years with the San Diego Padres, including the final seven seasons (2007-13) as the roving minor league infield coordinator, following four years as a manager, which included managing Mobile (AA) to a share of the Southern League title in 2004. With the Padres, was a three-time winner (2003-04, 2010) of the Jack Krol Award, given annually to acknowledge excellence in player development in the Padres system. Managed Ft. Wayne (A) in 2003. Worked four years in the Boston Red Sox minor league system as field coordinator (2002) and manager for Pawtucket (1999-2001), where he led the team to a then-franchise record of 82 wins in 2000. Was first base coach for the Oakland A's in 1998 following eight seasons (1990-97) as a minor league manager in the organization that saw him named manager of the year four times: with Madison (A) in 1991, Huntsville (AA) in 1994 and Edmonton (AAA) in both 1996 and 1997, when he led the team to consecutive Pacific Coast League titles. In 17 seasons as a minor league skipper, has amassed a 1,189-1,102 (.519) record, leading four clubs to league titles. Was originally signed by the Cubs as a non-drafted free agent in 1982 and appeared in 899 minor league games, hitting .283 with 23 home runs, 291 RBI, 783 walks and 225 stolen bases.

DARRYL ROBINSON – Hitting Coach

Born: Chicago, IL... **Resides:** Woodbury, MN... Former infielder. Joined the Phillies for the 2019 season after 10 years with Houston as a minor league coach with Fresno (AAA, 2017-18) and Lancaster (A, 2009-16). During his time with Lancaster, the club won two California League championships (2012 & 2014) while he oversaw the development of future major leaguers Jose Altuve, Alex Bregman, Carlos Correa and George Springer. In 2013, was named the California League Coach of the Year after Lancaster led the minor leagues in runs (976), walks (669), OBP (.384) and OPS (.853). A second-round selection by Kansas City in the June 1986 draft, he played seven years (1986-92) in the Royals minor league system and five years (1993; 1995-98) in the independent leagues.

AARON FULTZ – Pitching Coach

Born: Memphis, TN... **Resides:** Fayette, AL... Former pitcher. Pitched in the major leagues for the San Francisco Giants (2000-02), Texas Rangers (2003), Minnesota Twins (2004), Phillies (2005-06) and Cleveland Indians (2007). Was a member of the 2002 National League champions and pitched in eight total playoff games between the Giants and Indians. Went 7-1 with a 3.38 ERA in 128 games over his two seasons in Philadelphia. Appeared in six combined minor league games in 2008 between Tulsa (AA) and Toledo (AAA). As a member of the Phillies player development staff, has also coached for Williamsport (A, 2012 & 2014), Lakewood (A, 2013 & 2015), Clearwater (A, 2016-18) and Reading (AA, 2019) before joining Lehigh Valley for the 2020 season.

CHRISTIAN BERMUDEZ – Athletic Trainer

Born: San Juan, PR... **Resides:** Clermont, FL... Joins the Phillies player development staff for the 2021 season after eight years with the Houston Astros. Was set to spend his second season with Corpus Christi (AA) in 2020, but assisted in the operations of the Astros' alternate training site. Before joining Corpus Christi in 2019, worked for the 2018 Carolina League champion Buies Creek. Spent the 2017 season as the Astros' Latin American medical coordinator after a three-year (2014-16) stint with the club's Dominican Summer League teams. Spent his first year (2013) with the team with the Gulf Coast League Astros. Graduated from the University of South Florida in 2012 with a Bachelor of Science in athletic training and spent that summer as an intern with the New York Yankees.

MIKE LIDGE – Strength & Conditioning Coach

Born: Arlington Heights, IL... **Resides:** Clearwater, FL... Joined the Phillies in 2017 as the strength and conditioning coach for Clearwater (A) before being moved to Reading (AA) for 2018 and Lehigh Valley (AAA) in 2019. Previously held the same position for four years (2013-16) with the San Francisco Giants organization for Richmond (AA), San Jose (A) and the Arizona League Giants (R). Spent 2011 as an assistant varsity baseball coach for Barrington High School (IL). Has a Master of Science in exercise science and his Bachelor of Science in kinesiology from Northeastern Illinois University. Is the cousin of former Phillies All-Star relief pitcher Brad Lidge, and his younger brother Ryan was selected in the 20th round of the June 2017 draft by the New York Yankees.

READING FIGHTINS STAFF



Shawn Williams



Tyler Henson



Brad Bergesen



Kris Terrian



Kenny Matanane

SHAWN WILLIAMS – Manager

Born: Salt Lake City, UT... **Resides:** Palm Harbor, FL... Former infielder. Made his double-A managing debut with Reading in 2019 after filling the same role for Clearwater (A, 2017-18) and Lakewood (A, 2015-16). Joined the Phillies player development staff in 2014 as manager for Williamsport (A). Also spent April 2014 as a fill-in bullpen catcher for the Phillies. Was a player/coach for Williamsport in 2013. Played four seasons (2007-10) in Tampa Bay's minor league system while also playing independently in the American Association (2006), Can Am League (2010-11) and Atlantic League (2010 & 2012). His father, Jimmy Williams, managed the Houston Astros and Boston Red Sox and was the Phillies bench coach for two years (2007-08).

TYLER HENSON – Hitting Coach

Born: Oklahoma City, OK... **Resides:** Frederick, MD... Former infielder. Was assigned as a coach to Reading (AA) last year. Spent 2019 with Clearwater (A), 2018 with Lakewood (A) and 2017 with Williamsport (A). In 2016, was a player/coach for Clearwater. Originally selected by the Baltimore Orioles in the fifth round of the June 2006 draft. Played 10 seasons (2006-15) in the minor leagues, including the final four in the Phillies organization with Reading and Lehigh Valley (AAA). Finished his career with a .263 batting average, 235 doubles, 67 home runs and 137 stolen bases in 1,058 games.

BRAD BERGESEN – Pitching Coach

Born: Concord, CA... **Resides:** Auburn, AL... Former pitcher. Moved to Reading (AA) for the 2020 season after coaching with Clearwater (A) in 2019 and Lakewood (A) in 2018, his first season as a coach at the professional level. Pitched in the major leagues for four years for the Baltimore Orioles (2009-11) and Arizona Diamondbacks (2012), going 19-25 with four complete games and a 4.61 ERA in 102 games (59 starts). In 2013, made 14 appearances for the Chunichi Dragons of the Central League in Japan. More recently, pitched in the independent Atlantic League for the York Revolution (2015) and Lancaster Barnstormers (2017). Was originally selected by the Orioles in the fourth round of the June 2004 draft.

KRIS TERRIAN – Athletic Trainer

Born: Pensacola, FL... **Resides:** Orlando, FL... Joined the Phillies in 2017 as athletic trainer for Williamsport (A) before moving to Lakewood (A) for two seasons (2018-19) and was then assigned Reading (AA) in 2020. Was Boston's minor league assistant athletic trainer in 2016 after spending six years (2010-15) as an athletic trainer with the United States Ski and Snowboard Association. Attained his bachelor's degree in athletic training from the University of South Florida in 2010 and his master's degree in health science from the University of St. Augustine (FL) in 2018. Is also a certified strength and conditioning specialist.

KENNY MATANANE – Strength & Conditioning Coach

Born: San Diego, CA... **Resides:** Bremerton, WA... Joined the Phillies prior to the 2015 season. Spent his first year with Lakewood (A), two with Reading (AA, 2016-17) and one with Clearwater (A, 2018) before being named to the Reading (AA) staff in 2019. Prior to joining the Phillies organization, worked three years (2012-14) as the assistant strength and conditioning coach for Washington State University, where he also worked in 2007. Spent the 2011 season in Pittsburgh's player development system with West Virginia (A) of the South Atlantic League. Worked three years (2008-10) with the NFL's Seattle Seahawks as the assistant strength and conditioning coach. Interned with the University of Washington in 2005 and was a graduate assistant at Central Washington University (2004-07), where he earned his master's degree in exercise science.

JERSEY SHORE BLUECLAWS STAFF



Chris Adamson



Rafael DeLima



Matt Hockenberry



Andrew Dodgson



Bruce Peditto

CHRIS ADAMSON – Manager

Born: Sydney, Australia... **Resides:** Adelaide, South Australia... Former catcher. Was hired by the Phillies for the 2020 season and assigned to Jersey Shore (A) after spending seven years with Adelaide in the Australian Baseball League as the manager (2017-19) and bench coach (2013-16). Has served as an assistant coach the Australian National Team since 2018 and runs the performance department for Baseball South Australia. Graduated from Angelo State University (TX) with a bachelor's degree in sport science while earning NCAA All-American honors twice (2009-10).

RAFAEL DeLIMA – Hitting Coach

Born: Valencia, VZ... **Resides:** Valencia... Former outfielder. Originally signed by the Minnesota Twins as an amateur free agent in 1985, and played in the organization's minor league system through 1992. Played seven years in the Mexican League. 2021 is his 22nd season on the Phillies player development staff. Joins Jersey Shore (A) after spending eight years (2013-20) with the Gulf Coast League Phillies (R). Coached for Williamsport (A) in 2012 after 12 years (2000-11) as coordinator for the club's Venezuelan Summer League (R) team. Was the 2018 recipient of the John Vukovich Award.

MATT HOCKENBERRY – Pitching Coach

Born: Dillsburg, PA... **Resides:** Philadelphia, PA... Former pitcher. Is in his fourth season as a coach at the professional level – and third with Jersey Shore (A) – after a four-year playing career. Spent 2019 with the Gulf Coast League Phillies West (R). Was selected by the Phillies in the ninth round of the June 2014 draft out of Temple University (PA) and went 12-5 with 28 saves and a 3.38 ERA in 131 professional games, all in relief. Pitched as high as the double-A level.

ANDREW DODGSON – Athletic Trainer

Born: Chattanooga, TN... **Resides:** Lakeland, FL... Spent his first two years (2018-19) on the Phillies player development staff as a trainer for the Gulf Coast League Phillies West (R) before being assigned to Jersey Shore (A) for the 2020 season. Has degrees in athletic training from the University of South Florida and in sports management from the University of Southern Mississippi.

BRUCE PEDITTO – Strength & Conditioning Coach

Born: Voorhees, NJ... **Resides:** Mt. Laurel, NJ... Joined the Phillies player development staff prior to the 2018 season. Earned his bachelor's degree in sport and exercise science from DeSales University (PA).

CLEARWATER THRESHERS STAFF



Milver Reyes



Tyler Anderson



Meaghan Flaherty



José Salas

MILVER REYES – Manager

Born: San Felipe, VZ... **Resides:** Waukegan, IL... Former catcher. Joins the Clearwater (A) staff as manager for 2021 after being assigned as Williamsport's (A) manager in 2020. Served as manager for the Gulf Coast League Phillies West (R) in 2019 and a coach for Lakewood (A) in 2018. Prior to the Phillies, worked six seasons (2010-15) as a coach in the Pittsburgh Pirates minor league system before spending two years (2016-17) as an independently employed baseball coach. Managed the Gulf Coast League Pirates (R) for three years (2013-15) after spending two years as a player/coach with the team. Was also the coordinator for extended spring training. Played 12 years (1999-2010) in the Pirates minor league system, from rookie ball to triple-A.

TYLER ANDERSON – Pitching Coach

Born: Perth, Australia... **Resides:** Nixa, MO... Joins the Phillies player development staff for the 2021 season following three seasons as a minor league pitching coach for the Los Angeles Angels. With the Angels, served as a coach for Burlington (A, 2020), the Arizona League Angels (R, 2019) and Orem (A, 2018). Prior to his time with Los Angeles, was the pitching coach/recruiting coordinator in 2017-18 at Lindenwood University (MO). He spent 2017 as an assistant coach at St. Louis University (MO), helping lead the pitching staff to a school record for strikeouts. Got his start in coaching as a volunteer assistant at Dartmouth College (NH) in 2015-16. A native of Australia, he was selected to serve as a pitching coach for the Australian U18 National Team (2018) and pitching coach for Perth (2019) in the Australian Baseball League. Played two seasons (2008-10) at William Woods University (MO) while earning his bachelor's degree in sports management.

MEAGHAN FLAHERTY – Athletic Trainer

Born: Weymouth, MA... **Resides:** Clearwater, FL... Hired by the Phillies as an athletic trainer for the 2020 season. Spent 2019 as an athletic training intern with the Mesa Cubs (R). Graduated from Bridgewater State University (MA) with a master's degree in athletic training. Worked as an athletic trainer in the Cape Cod Baseball League as well as for multiple Division I NCAA teams and sports medicine clinics. In 2018, volunteered as a medical staff member for the Boston Marathon.

JOSÉ SALAS – Strength & Conditioning Coach

Born: Maracay, VZ... **Resides:** LaPorte, IN... Joined the Phillies player development staff in May 2016 and spent his first three years with the Gulf Coast League team (R, 2016-18) before joining Clearwater for 2019. Had formerly interned as an athletic trainer with the Atlanta Braves' Gulf Coast League (R) team in 2014. Also spent three years (2014-16) with LaPorte High School in Indiana. Earned his Bachelor of Science at Culver-Stockton College (MO) and his master's degree in kinesiology from Tarleton State University (TX).

GCL PHILLIES EAST STAFF



Roly deArmas



Zack Jones



Pat Robles



Mycal Jones



Adan Ordoñez



Raul Pérez



Holly Hansing

ROLY deARMAS – Manager

Born: New York, NY... **Resides:** Palm Harbor, FL... Former catcher. Played five years of pro ball in the Phillies organization from 1973-77. Was player-coach at Peninsula (A) in 1977; coached at Peninsula, 1978; managed Helena (A) from 1979-82, Spartanburg (A) in 1983 and 1985-86, Sarasota (A) in 1984, Clearwater (A) in 1987 and 1993 and Martinsville (R) in 1988-92. Was the bullpen catcher for the Chicago White Sox before being named bullpen coach on June 2, 1995, a position he held through the 1996 season. Managed the Gulf Coast League White Sox (R) in 1997. Managed South Bend (A) in the Arizona system in 1998. Remained in Arizona's farm system in 1999 as catching coordinator and Tucson (R) manager. Returned to the major leagues in 2000 as bullpen coach for Jim Fregosi's Toronto Blue Jays. Since returning to the Phillies organization in 2000, has managed the Gulf Coast League Phillies (R, 2001-02, 2004, 2007-present) and Clearwater (second half of 2002 and 2003) and spent two seasons (2005-06) as the catching coordinator. Also served as the bullpen coach for Team USA in the World Cup from 2007-09 and spent several months with the Phillies in 2008 as the interim bullpen coach. In 2010, led the GCL Phillies to the GCL championship. Was the recipient of the John Vukovich Award in 2009. Was the bullpen catcher for Team USA in the 2013 World Baseball Classic.

ZACK JONES – Hitting Coach

Born: Chicago, IL... **Resides:** Norridge, IL... Former outfielder. The 2021 season is his second with the Phillies and second as a coach at the professional level. Spent 2019 as the assistant coach/hitting coach at Missouri Valley College. Played in Arizona's minor league system in 2018 for Missoula (R), Hillsboro (A) and Visalia (A). 2017 graduate of Trinity Christian College (IL), where he set school records for hits, doubles and RBI and earned a bachelor's degree in business communications.

PAT ROBLES – Pitching Coach

Born: Midland, TX... **Resides:** Midland... Former pitcher. Joined the Phillies player development staff for the 2020 season after working the previous five years as the pitching coach for McCook Community College in Nebraska (2018-19), Cerro Coso Community College in California (2017-18) and Minnesota West Community College (2016). In 2019, the McCook pitching staff led their league in strikeouts, strikeouts/9.0 innings, FIP and ERA. Was an associate scout for Oakland for three years (2016-18). Earned his associate's degree from Cedar Valley College (TX).

MYCAL JONES – Coach

Born: Jacksonville, FL... **Resides:** Kissimmee, FL... Former infielder/outfielder. Joined the Phillies for the 2020 season after previously working in Houston's system as a coach for Corpus Christi (AA) in 2018. Was originally a fourth-round selection of the Atlanta Braves in the June 2009 draft, playing seven minor league seasons with that organization. Played for the Somerset Patriots of the independent Atlantic League in 2016. Following his playing career, opened the Mycal Jones Baseball Academy in Naples, Fla., in September 2016. He began coaching youth baseball in 2013 at Big Diamond Athletics (2013-15) and the Florida Athletic Development Center (2016-17). Earned his associate of arts degree in communication, public relations, from Miami-Dade College (FL) in 2009.

ADAN ORDOÑEZ – Coach

Born: Maracaibo, VZ... **Resides:** Orlando, FL... Former catcher. Joined the Phillies as a minor league coach in 2020, his first season as an instructor at any level. Spent 2019 as a player with the Birmingham Bloomfield Beavers in the United Shore Professional Baseball League. Graduated from North Carolina A&T University in 2018 with a bachelor's degree in psychology. Was the MEAC Rookie of the Year in 2015 and earned all-conference honors three times, including being named the Mid-Eastern Athletic Conference First-Team catcher twice.

RAUL PÉREZ – Athletic Trainer

Born: Guadalajara, Mexico... **Resides:** Pittsburgh, PA... The 2020 season was his first as a full-time member of the Phillies player development staff after interning with the Gulf Coast League Phillies (R) in 2019. Earned his master's degree in rehabilitation science from the University of Pittsburgh.

HOLLY HANSING – Strength & Conditioning Coach

Born: Twin Falls, ID... **Resides:** Filer, ID... Joined the Phillies player development staff for the 2019 season with the Gulf Coast Phillies East (R) before being assigned to Williamsport (A) for 2020. Spent 2018 as a baseball strength coach for the College of Southern Idaho. Was also a graduate assistant strength and conditioning coach for Austin Peay State University (TN). Attained her Bachelor of Science in kinesiology and exercise science from Colorado State University and her Master of Science in health and human performance from Austin Peay State University.

GCL PHILLIES WEST STAFF



Pat Borders



Ari Adut



Victor Diaz



Ray Ricker



Troy Hoffert



Vanessa Gomez

PAT BORDERS – Manager

Born: Columbus, OH... **Resides:** Lake Wales, FL... Former catcher. Is in his first season as manager for a Gulf Coast Phillies (R) team. Had been assigned to Clearwater (A) last year after spending his first five years (2015-19) as a minor league manager with Williamsport (A). Led Williamsport to the postseason in 2015, his first year as a professional manager or coach. Played 17 years in the major leagues for nine teams: Toronto (1988-94; 1999), Kansas City (1995), Houston (1995), St. Louis (1996), California (1996), Chicago White Sox (1996), Cleveland (1997-99), Seattle (2001-05) and Minnesota (2004). Finished his career with a .253 batting average and 69 home runs. Defensively, threw out 31.4% of runners attempting to steal over his career and led all American League catchers in assists three straight years (1992-94). Was a member of the 1992 and 1993 World Series champion Blue Jays and was named MVP of the 1992 World Series. Overall, played in five postseasons. Also played for Team USA in the 2000 Summer Olympics in Sydney, Australia.

ARI ADUT – Hitting Coach

Born: Burbank, CA... **Resides:** Tampa, FL... Former outfielder. The 2021 season is his first with the Phillies. Spent last season as hitting coach for the Yankees' Dominican Summer League team after five years (2015-19) as an assistant coach and strength & conditioning coach at Los Angeles Valley College (CA). Played professionally in the independent Pecos League with the Garden City Wind (2015) and Alpine Cowboys (2016). Earned his bachelor's degree at East Central University (OK) and his master's in kinesiology from Fresno Pacific University (CA).

VICTOR DIAZ – Pitching Coach

Born: Perth Amboy, NJ... **Resides:** Port Orange, FL... A former collegiate pitcher, 2021 marks his first season as a professional coach. Spent the past two years (2019-20) as the pitching coach/recruiting coordinator at Embry-Riddle Aeronautical University (FL). Prior to Embry-Riddle, he spent the 2018 season as a volunteer assistant coach with his alma mater, Old Dominion University (VA). In 2017, he worked at Kentucky Wesleyan, where he helped the Wildcats capture their first conference title and regional appearance in school history. As a player, he appeared in 58 games over four seasons (2013-16) with Old Dominion University, helping guide the Monarchs to a 2014 NCAA Regional appearance. He earned his bachelor's degree in education from ODU and is currently completing his master's in organizational leadership from Embry-Riddle.

RAY RICKER – Coach

Born: Meriden, CT... **Resides:** Bristol, CT... Joined the Phillies for the 2020 season after working the previous 13 years at Post University (CT) as head coach (2014-19) and hitting coach/recruiting coordinator (2007-13). Also served as the hitting coach for the Bourn Braves (2013-14) in the Cape Cod Baseball League. Played collegiately at the University of Bridgeport (CT) before finishing up his career at Albertus Magnus College (CT), where he graduated with a communications degree.

TROY HOFFERT – Athletic Trainer

Born: Reading, PA... **Resides:** Palm Harbor, FL... 2021 is his 29th season with the Phillies organization, having spent the last 19 with the Gulf Coast League (R) team. Began in 1992 as a part-time athletic trainer with the Phillies at Martinsville (R). Earned a bachelor's degree in athletic training from Salem State College (MA) and a master's degree in sports medicine from Temple University (PA). Selected by his peers as the Gulf Coast League Athletic Trainer of the Year in 2006, 2012, 2015 and 2016. Was named overall Athletic Trainer of the Year in 2016 by the Professional Baseball Athletic Trainers Society (PBATS). Certified by the American Red Cross as an instructor in First Aid/CPR/AED.

VANESSA GOMEZ – Strength & Conditioning Coach

Born: Hoboken, NJ... **Resides:** Mechanicsville, VA... Joined the Phillies player development staff last year after spending 2019 as a strength and conditioning intern with the Gulf Coast Phillies (R). Previously worked as a strength and conditioning coach at Virginia Commonwealth University for one year (2018). Earned her bachelor's degree in exercise science from the University of Maryland Eastern Shore and a master's degree in exercise science from Liberty University (VA).

DSL PHILLIES RED STAFF



Waner Santana



Samuel Hiciano



Alex Concepción



Feliberto Sánchez



Cristino Henríquez



Argelis Pérez



Samantha Myers



Manuel Javier

WANER SANTANA – Manager

Born: Los Mameyes, DR... **Resides:** Los Mameyes... Former infielder. Was originally signed by the San Francisco Giants and played three seasons (2000-02) in their minor league system. The 2021 season is his 12th as part of the Phillies player development staff in the Dominican Summer League (R) and his sixth as manager.

SAMUEL HICIANO – Hitting Coach

Born: Moca, DR... **Resides:** Moca... Former outfielder. Joined the Phillies player development staff in 2017 after a five-year (2012-16) playing career in the club's minor league system. Was signed by the Phillies as an amateur free agent in 2011 and played at Williamsport (A), Lakewood (A) and Clearwater (A) before moving into a coaching role. Was a South Atlantic League All-Star in 2014.

ALEX CONCEPCIÓN – Pitching Coach

Born: Santo Domingo, DR... **Resides:** Santo Domingo... Former pitcher. Spent six years (2005-10) in the Phillies minor league system, pitching as high as triple-A, before finishing his pitching career in 2011 with Rio Grande Valley of the independent North American League. Has been a pitching coach for the Dominican Summer League Phillies (R) since 2011, making 2021 his 11th season with the team.

FELIBERTO SÁNCHEZ – Assistant Pitching Coach

Born: Sabana Grande De Palenque, DR... **Resides:** Sabana Grande De Palenque... Former pitcher. Pitched four years (2012-15) in the Phillies minor league system before joining the player development staff prior to the 2017 season.

CRISTINO HENRÍQUEZ – Coach

Born: Santo Domingo, DR... **Resides:** Santo Domingo... Former infielder. Played in Detroit's (1987-88) and Toronto's (1989-90) minor league systems. Was a part-time infield coach with Florida (1997-2002) and Boston (2002-03) before joining the Phillies' Dominican Summer League (R) staff in 2007.

ARGELIS PÉREZ – Athletic Trainer

Born: Santo Domingo, DR... **Resides:** Santo Domingo... Former first baseman. Has been in his current role for the last 15 years (since 2007). Was originally signed by the Phillies as an amateur free agent in 2003, and played two seasons with the Dominican Summer League (R) club (2003-04), hitting .280 with three home runs and 22 RBI in 67 games.

SAMANTHA MYERS – Athletic Trainer

Born: Walnut Creek, CA... **Resides:** Pittsburg, CA... Joined the Phillies as an athletic trainer in 2020 and was assigned to the academy in the Dominican Republic. Spent the 2019 season as an assistant athletic trainer with Binghamton (AA) and 2018 as an athletic training student with Sacramento (AAA). Is a 2018 graduate of Sacramento State University (CA) with a degree in kinesiology and athletic training and attained her master's degree in applied exercise science and human movement science from Concordia University.

MANUEL JAVIER – Strength & Conditioning Coach

Born: Bayaguana, DR... **Resides:** Santo Domingo Este, DR... Hired as a Dominican Summer League (R) strength & conditioning coach for the 2020 season.

DSL PHILLIES WHITE STAFF



**Orlando
Muñoz**



Homy Ovalles



Les Straker



Félix Castillo



**José
Betancourt**



Keito Homma



**Ervis
Manzanillo**

ORLANDO MUÑOZ – Manager/VZ Camp Coordinator

Born: Caracas, VZ... **Resides:** Cagua, VZ... Former infielder. Played six seasons (1989; 1991-95) in the California Angels minor league system, reaching as high as triple-A Vancouver. Managed and coached for 20 years (1997-2016) for both Zulia in the Venezuelan Winter League and Modena and Parma in the Italian Baseball League. Worked for both leagues as a hitting coach, assistant hitting coach, third base coach and first base coach. Spent four years (2013-16) as a manager in the Italian League before joining the Phillies player development staff in 2017 in his current position.

HOMY OVALLES – Hitting Coach

Born: Miranda, VZ... **Resides:** Miranda... Former infielder. Played three professional seasons (1995-97) in the Montreal Expos minor league system. Was a member of the Venezuelan National Team for six years (2000-05). Started with the Phillies in 2012 and spent four years as a minor league instructor for the club's Venezuelan Summer League (R) team until joining the Dominican Summer League staff in 2016.

LES STRAKER – Pitching Coach

Born: Bolivar, VZ... **Resides:** Aragua, VZ... Former pitcher. Spent the first 10 years of his pro career in the minor leagues with the Cincinnati Reds (1977-83), Oakland A's (1984) and Minnesota Twins (1985-86). Made his major league debut with Minnesota in 1987. Pitched two seasons for the Twins and went 10-15 with a 4.22 ERA in 47 games (40 starts), his only time in the majors. Pitched in the Mexican League (1990 & 1993), Venezuelan Summer League (1992 & 1994), Italian League (1991) and Taiwan League (1995-96) before joining the coaching ranks. Spent four years as a pitching coach in the Toronto Blue Jays farm system and one year in the Atlanta Braves' before joining the Phillies in 2004. He worked for 12 years (2004-15) as a pitching coach for the VSL Phillies (R) before joining the Dominican Summer League staff in 2016.

FÉLIX CASTILLO – Coach

Born: Maracaibo, VZ... **Resides:** Maracaibo... Former catcher. Joined the Phillies player development staff in 2018. Played six years (2010-15) in the Marlins minor league system.

JOSÉ BETANCOURT – Athletic Trainer

Born: Caracas, VZ... **Resides:** Valencia, VZ... The 2021 season is his fifth with the Phillies. Previously held the same position for La Guaira and Aragua in the Venezuelan Winter League. Has a degree in physiotherapy from Arturo Michelena University.

KEITO HOMMA – Athletic Training and Strength & Conditioning Liaison

Born: Tokyo, Japan... **Resides:** Tokyo... Returned to the Phillies minor league staff in 2020 after serving as an athletic trainer intern in 2007. Spent six years (2008-13) as a minor league athletic trainer in Pittsburgh's system. Also filled that role for five years (2013-17) for Magallanes in the Venezuelan Winter League and for the 2019 Venezuelan National Team. Earned his bachelor's degree in kinesiology from Washington State University.

ERVIS MANZANILLO – Strength & Conditioning Coach

Born: Maracay, Aragua, VZ... **Resides:** Maracay, Aragua... Former pitcher. Joined the player development staff in 2015 as strength & conditioning coach for the Venezuelan Summer League Phillies (R) before taking on the same role with the Dominican Summer League Phillies (R) in 2016. Pitched in the Phillies minor league system for four years (2009-12), going 13-18 with a 4.85 ERA.

MINOR LEAGUE AFFILIATES



LEHIGH VALLEY IRONPIGS

Triple-A East
Phillies affiliate since 2008

Ballpark: Coca-Cola Park
General Manager: Kurt Landes
Manager: Gary Jones
Address:
1050 IronPigs Way
Allentown, PA 18109
Phone: (610) 841-PIGS
Website: www.ironpigsbaseball.com



READING FIGHTINS

Double-A Northeast
Phillies affiliate since 1967

Ballpark: FirstEnergy Stadium
General Manager: Scott Hunsicker
Manager: Shawn Williams
Mailing Address:
P.O. Box 15050
Reading, PA 19612
Street Address:
1900 Centre Avenue
Reading, PA 19605
Phone: (610) 375-8469
Website: www.fightins.com



JERSEY SHORE BLUECLAWS

High-A East
Phillies affiliate since 2001

Ballpark: FirstEnergy Park
General Manager: Joe Ricciutti
Manager: Chris Adamson
Address:
2 Stadium Way
Lakewood, NJ 08701
Phone: (732) 901-7000
Website: www.blueclaws.com



CLEARWATER THRESHERS

Low-A Southeast
Phillies affiliate since 1985

Ballpark: BayCare Ballpark
General Manager: Jason Adams
Manager: Milver Reyes
Address:
601 N. Old Coachman Road
Clearwater, FL 33765
Phone: (727) 712-4300
Website: www.threshersbaseball.com



GCL PHILLIES

Gulf Coast League (R)
Phillies affiliate since 1999

Ballpark: Carpenter Complex
General Manager: Lee McDaniel
GCL Phillies East Manager: Roly deArmas
GCL Phillies West Manager: Pat Borders
Address:
651 N. Old Coachman Road
Clearwater, FL 33765
Phone: (727) GO-PHILS



DSL PHILLIES

Dominican Summer League (R)
Phillies affiliate since 2002

DSL Phillies Red Manager: Waner Santana
DSL Phillies White Manager: Orlando Muñoz

MINOR LEAGUE PLAYERS

Note: Minor league totals do not include statistics from independent or foreign leagues.

ABEL, McLEAN STINE (Mick)... RHP... B-T: R-R... HT: 6-6; WT: 195... BORN: August 18, 2001, Portland, OR... RESIDES: Portland... HOW OBTAINED: Selected by Phillies in 1st round (15th overall) of June 2020 draft... SIGNED BY: Zach Friedman... EDUCATION: 2020 graduate of Jesuit High School (OR)... MISC: Was a two-time Gatorade Oregon Baseball Player of the Year (2019 and 2020)... Selected as a 2020 *Baseball America* High School Preseason All-American (First Team)... As a junior, went 10-0 with a 1.26 ERA, 111 strikeouts, 72.1 innings pitched, and helped his team win a state championship... In 150.2 innings pitched during his high school career, posted an 18-3 record with a 1.98 ERA and 213 strikeouts... Won a silver medal as a member of Team USA in the 2019 World Baseball Softball Confederation U-18 Baseball World Cup... Became the highest selected high school pitcher in the 1st round by the Phillies since Gavin Floyd (4th overall) in 2001.

2020: Participated in Florida Instructional League... Following the season, was ranked as the No. 2 prospect in the Phillies organization by *Baseball America*.

ADAMS, MICHAEL RALPH (Mike)... RHP... B-T: R-R... HT: 5-11; WT: 175... BORN: September 7, 1994... RESIDES: Egg Harbor Township, NJ... HOW OBTAINED: Signed by Phillies as a minor league free agent, 1/19/21... SIGNED BY: Jeff Zona Jr... EDUCATION: 2016 graduate of Wagner College (NY)... 2012 graduate of Holy Spirit HS (NJ).

2017-20: Did not pitch professionally... **2016:** Pitched for Rockland in the independent Canadian-American Association.

YEAR	CLUB	W-L	ERA	G	GS	CG	SHO	SV	IP	H	R	ER	HR	HB	BB	SO	WP	BK	AVG
2016	Rockland (Ind.)	5-6	5.86	16	11	1	0	0	66.0	85	46	43	5	5	37	30	6	0	---

ADAMS, TYLER... LHP... B-T: L-L... HT: 6-0; WT: 205... BORN: March 17, 1998, Johnstown, PA... RESIDES: Indiana, PA... HOW OBTAINED: Selected by Phillies in 27th round of June 2019 draft... SIGNED BY: Connor Betbeze... EDUCATION: Attended Indiana University of Pennsylvania... 2016 graduate of Central Cambria HS (PA).

2020: Did not pitch... **2019:** Made his professional debut with Gulf Coast League Phillies East (R)... Participated in Florida Instructional League.

YEAR	CLUB	W-L	ERA	G	GS	CG	SHO	SV	IP	H	R	ER	HR	HB	BB	SO	WP	BK	AVG
2019	GCL Phillies-E	3-1	6.06	13	0	0	0	0	16.1	19	19	11	0	1	14	13	4	0	.292
2020	Did not pitch																		
Minors Totals		3-1	6.06	13	0	0	0	0	16.1	19	19	11	0	1	14	13	4	0	.292

ALCALA, LUIS SAUL (Saul)... RHP... B-T: R-R... HT: 6-0; WT: 167... BORN: November 7, 2000, Guiría, VZ... RESIDES: Guiría... HOW OBTAINED: Signed by Phillies as an amateur free agent, 4/2/19... SIGNED BY: Rafael Álvarez and Ebert Velásquez.

2020: Did not pitch... **2019:** Began professional career with Dominican Summer League Phillies White (R).

YEAR	CLUB	W-L	ERA	G	GS	CG	SHO	SV	IP	H	R	ER	HR	HB	BB	SO	WP	BK	AVG
2019	DSL Phillies-W	0-0	15.43	2	0	0	0	0	2.1	1	4	4	0	0	3	6	1	0	.111
2020	Did not pitch																		
Minors Totals		0-0	15.43	2	0	0	0	0	2.1	1	4	4	0	0	3	6	1	0	.111

ALDEGHERI, SAMUEL... LHP... B-T: L-L... HT: 6-0; WT: 185... BORN: September 19, 2001, Verona, Italy... RESIDES: Verona... HOW OBTAINED: Signed by Phillies as an amateur free agent, 6/13/19... SIGNED BY: Claudio Scerrato.

2020: Did not pitch... **2019:** Was on the restricted list from 6/11-8/1... Did not pitch... Participated in Florida Instructional League.

ALDERETE, ALFREDO ARIEL... SS... B-T: R-R... HT: 5-9; WT: 150... BORN: February 16, 2004, Panama City, Panama... HOW OBTAINED: Signed by Phillies as an amateur free agent, 1/21/21... SIGNED BY: Abdiel Ramos.

ANDERSON, AIDAN DANAS... RHP... B-T: R-R... HT: 5-11; WT: 195... BORN: June 21, 1997, Port Arthur, TX... RESIDES: Beaumont, TX... HOW OBTAINED: Signed by Phillies as a non-drafted free agent, 6/18/19... SIGNED BY: Mike Stauffer... EDUCATION: 2019 graduate of McNeese State University (LA)... 2015 graduate of West Orange Stark HS (TX).

2020: Did not pitch... 2019: Made his professional debut with Gulf Coast League Phillies West (R)... Held RHH to a .156 AVG (10-64) and a .234 SLG.

YEAR	CLUB	W-L	ERA	G	GS	CG	SHO	SV	IP	H	R	ER	HR	HB	BB	SO	WP	BK	AVG
2019	GCL Phillies-W	3-0	3.86	15	0	0	0	2	25.2	20	15	11	1	2	13	19	4	0	.204
2020	Did not pitch																		
Minors Totals		3-0	3.86	15	0	0	0	2	25.2	20	15	11	1	2	13	19	4	0	.204

ANDRADE, DERVIN DANIEL... C... B-T: R-R... HT: 6-0; WT: 200... BORN: November 1, 2003, Maracaibo, VZ... RESIDES: Maracaibo... HOW OBTAINED: Signed by Phillies as an amateur free agent, 1/15/21... SIGNED BY: Carlos Salas and Elvis García.

ANGULO, JOALBERT ALEXANDER... LHP... B-T: L-L... HT: 6-5; WT: 200... BORN: October 30, 2001, Caracas, VZ... RESIDES: Catia La Mar, VZ... HOW OBTAINED: Signed by Phillies as an amateur free agent, 7/2/18... SIGNED BY: Rafael Álvarez and William Mota.

2020: Did not pitch... 2019: Made his professional debut with Dominican Summer League Phillies Red (R).

YEAR	CLUB	W-L	ERA	G	GS	CG	SHO	SV	IP	H	R	ER	HR	HB	BB	SO	WP	BK	AVG
2019	DSL Phillies-R	2-0	8.87	15	3	0	0	0	22.1	16	29	22	0	5	38	18	9	1	.208
2020	Did not pitch																		
Minors Totals		2-0	8.87	15	3	0	0	0	22.1	16	29	22	0	5	38	18	9	1	.208

ANTLE, CHASE THOMPSON... RHP... B-T: R-R... HT: 6-2; WT: 220... BORN: February 16, 1997, Grove City, OH... RESIDES: Grove City... HOW OBTAINED: Signed by Phillies as a non-drafted free agent, 6/16/20... SIGNED BY: Aaron Jersild... EDUCATION: Attended Coastal Carolina University (SC) and is a 2019 graduate of Bowling Green State University (OH)... 2015 graduate of Grove City HS.

2020: Did not pitch.

ANTONAC, YOAN JULIEN ANTOINE... RHP... B-T: R-R... HT: 6-9; WT: 245... BORN: July 27, 2000, Montpellier, France... RESIDES: Le Cres, France... HOW OBTAINED: Signed by Phillies as an amateur free agent, 6/8/18... SIGNED BY: Claudio Scerrato and Gene Grimaldi.

2020: Did not pitch... 2019: Did not pitch (right elbow surgery)... 2018: Made his professional debut with Gulf Coast League Phillies East (R).

YEAR	CLUB	W-L	ERA	G	GS	CG	SHO	SV	IP	H	R	ER	HR	HB	BB	SO	WP	BK	AVG
2018	GCL Phillies-E	0-0	7.71	2	0	0	0	0	2.1	2	2	2	0	2	0	3	0	0	.222
2019	Injured - Did not pitch																		
2020	Did not pitch																		
Minors Totals		0-0	7.71	2	0	0	0	0	2.1	2	2	2	0	2	0	3	0	0	.222

APARICIO, JUAN DANIEL... C... B-T: R-R... HT: 5-9; WT: 205... BORN: May 26, 2000, Maracaibo, VZ... RESIDES: San Francisco, VZ... HOW OBTAINED: Signed by Phillies as an amateur free agent, 7/2/16... SIGNED BY: Jesús Méndez.

2020: Did not play... 2019: Began season with Williamsport (A)... Named Phillies Minor League Player of the Week, 7/22-28... Posted a 29-game on-base streak, 6/17-7/28, the longest such streak in the New York-Penn League... On 7/30, promoted to Lakewood (A), where he finished the season... In 31 games at catcher (30 starts) across both levels, posted a .993 fielding percentage and caught 13 runners in 29 SB attempts (44.8%)... Appeared in 10 games (9 starts) at 1st base... 2018: Selected as a Gulf Coast League All-Star... Spent entire season with GCL Phillies East (R)... Batted .359 (33-92), 7 2B, 3B, 3 HR and a .958 OPS against RHP... Posted a .983 fielding percentage in 24 games at catcher (2 errors in 116 total chances)... Homered in back-to-back games, 6/23-25... Participated in Florida Instructional League... 2017: Made his professional debut with the Dominican Summer League Phillies White (R) on 6/3 (started at DH; 2-4, RBI)... Transferred to DSL Phillies Red on 7/22 for remainder of season... Slugged first pro HR, 8/12 vs DSL Yankees... 2016: Participated in FIL.

YEAR	CLUB	AVG	G	AB	R	H	2B	3B	HR	RBI	SF	HP	BB	SO	SB	CS	OBP	SLG	OPS	E	
2017	DSL Phillies-W	.238	21	63	1	15	1	0	0	9	0	1	1	3	8	1	1	.279	.254	.533	0
	DSL Phillies-R	.219	24	73	3	16	3	1	1	10	0	2	1	10	11	0	0	.314	.329	.643	3
	DSL Combined	.228	45	136	4	31	4	1	1	19	0	3	2	13	19	1	1	.299	.294	.593	3
2018	GCL Phillies-E	.339	39	112	24	38	9	1	3	15	0	0	3	4	26	0	1	.378	.518	.896	2
2019	Williamsport	.374	32	107	14	40	10	4	1	15	0	0	5	9	22	3	2	.446	.570	1.016	2
	Lakewood	.191	20	68	8	13	3	0	1	10	0	2	1	3	19	0	0	.230	.279	.509	0
2020	Did not play																				
Minors Totals		.288	136	423	50	122	26	6	6	59	0	5	11	29	86	4	4	.346	.421	.767	7

SCOUTING & PLAYER DEV.

APONTE, LEONEL ALEXANDER NAZARET... RHP... B-T: R-R... HT: 6-3; WT: 197... BORN: July 2, 1999, Villa de Cura, VZ... RESIDES: Villa de Cura... HOW OBTAINED: Signed by Phillies as an amateur free agent, 12/1/15... SIGNED BY: Jesús Méndez.

2020: Pitched for Lara in the Venezuelan Winter League... **2019:** Spent entire season with Williamsport (A)... Posted a 2.97 ERA (10 ER, 30.1 IP) and 0.99 WHIP in his 9 starts... Held RHH to a .180 AVG (18-100) with 5 2B... Limited opponents to a .179 AVG (5-28) with RISP... **2018:** Spent entire season with Gulf Coast League Phillies West (R)... Held RHH to a .228 AVG (18-79)... Limited opponents to a .205 AVG (9-44) with RISP... Logged multiple innings in 9 of his 11 relief appearances... Following the season, pitched for Lara in the VWL... **2017:** Began season with Dominican Summer League Phillies Red (R)... Posted the lowest ERA (0.77) and WHIP (0.79) in the DSL... Ranked 1st in the DSL in IP, T-1st in CG & SHO and T-5th in SO & wins... Among starters in the DSL, allowed the fewest base runners (7.33) per 9.0 IP... Among all Phillies short-season minor league pitchers, ranked 1st in ERA, IP & SHO and T-1st in wins & CG... Transferred to DSL Phillies White, 7/24... Did not surrender an ER in his 6 starts (40.0 IP) with DSL Phillies White... Participated in Florida Instructional League... **2016:** Spent entire season with DSL Phillies-2... Allowed 3 ER or fewer in 7 of his 8 starts... Held opponents to a .222 AVG (38-171).

YEAR	CLUB	W-L	ERA	G	GS	CG	SHO	SV	IP	H	R	ER	HR	HB	BB	SO	WP	BK	AVG
2016	DSL Phillies-2	2-4	2.77	13	8	0	0	1	48.2	38	19	15	1	8	11	23	6	1	.222
2017	DSL Phillies-R	3-0	1.52	9	7	0	0	1	41.1	34	8	7	1	2	7	35	2	0	.230
	DSL Phillies-W	4-1	0.00	6	6	1	1	0	40.0	21	2	0	0	0	2	34	2	0	.154
	DSL Combined	7-1	*0.77	15	13	#1	#1	1	*81.1	55	10	7	1	2	9	69	4	0	.194
2018	GCL Phillies-W	3-2	4.40	12	1	0	0	1	30.2	30	17	15	3	4	7	30	0	0	.242
2019	Williamsport	3-1	3.30	14	9	0	0	0	46.1	35	17	17	2	3	13	36	2	0	.206
2020	Did not play																		
Minors Totals		15-8	2.35	54	31	1	1	3	207.0	158	63	54	7	17	40	158	12	1	.211

* League leader
Tied for league lead

ARMENTA, ERUBIEL ALBERTO... LHP... B-T: L-L... HT: 6-2; WT: 210... BORN: March 11, 2000, Tijuana, MX... RESIDES: Baja California, MX... HOW OBTAINED: Signed by Phillies as an amateur free agent, 7/11/19... SIGNED BY: Oneri Fleita and Charlie Gastelum.

2020: Pitched for Los Mochis in the Mexican Pacific Winter League... **2019:** Was on restricted list, 7/11-11/20.

ASTUDILLO, HERMES JOSÉ... RHP... B-T: R-R... HT: 5-11; WT: 188... BORN: March 2, 2002, Barcelona, VZ... RESIDES: Cumaná, VZ... HOW OBTAINED: Signed by Phillies as an amateur free agent, 9/19/18... SIGNED BY: Rafael Álvarez and Ebert Velásquez.

2020: Did not pitch... **2019:** Made professional debut with Dominican Summer League Phillies Red (R).

YEAR	CLUB	W-L	ERA	G	GS	CG	SHO	SV	IP	H	R	ER	HR	HB	BB	SO	WP	BK	AVG
2019	DSL Phillies-R	0-0	9.00	2	0	0	0	0	2.0	3	3	2	0	0	1	0	1	0	.333
2020	Did not pitch																		
Minors Totals		0-0	9.00	2	0	0	0	0	2.0	3	3	2	0	0	1	0	1	0	.333

AVENDANO, EUDIVER ANTONIO... RHP... B-T: R-R... HT: 6-2; WT: 205... BORN: February 1, 1999, Bobare, VZ... RESIDES: Barquisimeto, VZ... HOW OBTAINED: Signed by Phillies as an amateur free agent, 12/16/15... SIGNED BY: Jesús Méndez.

2020: Did not pitch... **2019:** Missed entire season (right elbow surgery)... **2018:** Made 2 starts with Gulf Coast League Phillies West (R)... **2017:** Spent season with Dominican Summer League Phillies Red (R)... Tossed at least 2.0 innings in 15 of his 18 relief appearances... Held opponents to a .173 AVG (9-52) with RISP and .095 AVG (2-21) with RISP and 2 outs... **2016:** Began professional career with DSL Phillies-2... Transferred to DSL Phillies-1 on 7/16 for remainder of season.

YEAR	CLUB	W-L	ERA	G	GS	CG	SHO	SV	IP	H	R	ER	HR	HB	BB	SO	WP	BK	AVG
2016	DSL Phillies-2	2-0	11.05	7	0	0	0	0	7.1	12	11	9	1	1	5	4	3	0	.387
	DSL Phillies-1	1-0	3.86	6	0	0	0	0	9.1	11	4	4	0	0	6	6	0	1	.289
	DSL Combined	3-0	7.02	13	0	0	0	0	16.2	23	15	13	1	1	11	10	3	1	.333
2017	DSL Phillies-R	2-4	4.36	18	0	0	0	0	43.1	36	23	21	2	4	24	46	8	1	.224
2018	GCL Phillies-W	1-0	3.00	2	2	0	0	0	9.0	5	3	3	0	2	5	8	0	0	.152
2019	Injured - Did not pitch																		
2020	Did not pitch																		
Minors Totals		6-4	4.83	33	2	0	0	0	69.0	64	41	37	3	7	40	64	11	2	.243

AVILA, KLIUBERT ALEJANDRO... C... B-T: R-R... HT: 5-10; WT: 170... BORN: May 19, 2003, Caracas, VZ... RESIDES: Distrito Capital, VZ... HOW OBTAINED: Signed by Phillies as an amateur free agent, 11/27/19... SIGNED BY: Carlos Salas and Rafael Álvarez.

2019-20: Did not play.

AZUAJE, ALEXEIS GERUÁN... INF... B-T: R-R... HT: 5-8; WT: 183... BORN: April 24, 2002, Ocumare, VZ... RESIDES: San Francisco de Yare, VZ... HOW OBTAINED: Signed by Phillies as an amateur free agent, 7/2/18... SIGNED BY: Rafael Álvarez and Ebert Velásquez.

2020: Did not play... 2019: Made his professional debut with Dominican Summer League Phillies Red (R)... Defensively, made starts at 2nd base (26), 3rd base (2) and SS (17)... Participated in Florida Instructional League.

YEAR	CLUB	AVG	G	AB	R	H	2B	3B	HR	RBI	SH	SF	HP	BB	SO	SB	CS	OBP	SLG	OPS	E
2019	DSL Phillies-R	.281	49	185	41	52	14	3	5	19	0	3	6	4	41	13	3	.313	.470	.783	12
2020	Did not play																				
Minors Totals		.281	49	185	41	52	14	3	5	19	0	3	6	4	41	13	3	.313	.470	.783	12

BARBER, ALBERTUS... RHP... B-T: R-R... HT: 6-0; WT: 190... BORN: February 18, 1996, Kent, WA... RESIDES: Kent... HOW OBTAINED: Signed by Phillies as a non-drafted free agent, 6/11/19... SIGNED BY: Zach Friedman... EDUCATION: 2018 graduate of Oklahoma Baptist University; attended University of Central Missouri and Northeastern Oklahoma A&M College... 2014 graduate of Bixby HS (OK).

2020: Did not pitch... 2019: Made his professional debut with Gulf Coast League Phillies East (R)... Debuted with Williamsport (A), 7/5... Finished season with Lakewood (A)... Ended year with a 16.2-inning scoreless streak that spanned 14 games (beginning 7/8).

YEAR	CLUB	W-L	ERA	G	GS	CG	SHO	SV	IP	H	R	ER	HR	HB	BB	SO	WP	BK	AVG
2019	GCL Phillies-E	0-0	3.00	2	0	0	0	0	3.0	2	1	1	0	0	2	4	0	0	.182
	Williamsport	0-0	1.69	4	0	0	0	1	5.1	5	1	1	0	0	1	9	1	0	.250
	Lakewood	4-0	0.00	11	0	0	0	0	12.1	9	0	0	0	0	2	10	0	0	.220
2020	Did not pitch																		
Minors Totals		4-0	0.87	17	0	0	0	1	20.2	16	2	2	0	0	5	23	1	0	.222

BARBOZA, EDWARD DAVID... C... B-T: R-R... HT: 5-8; WT: 180... BORN: April 2, 2001, Ciudad Ojeda, VZ... RESIDES: Ciudad Ojeda... HOW OBTAINED: Signed by Phillies as an amateur free agent, 2/23/18... SIGNED BY: Rómulo Oliveros.

2020: Played for Lara in the Venezuelan Winter League... 2019: Spent entire season with Dominican Summer League Phillies White (R)... Made appearances at catcher (30 games/24 starts), 1st base (4 games/1 start) and RF (1 game)... Caught 21 runners in 55 SB attempts (38.2%)... Hit .348 (16-46) with RISP... 2018: Began professional career with DSL Phillies Red... Caught 10 of 35 (28.6%) runners attempting to steal.

YEAR	CLUB	AVG	G	AB	R	H	2B	3B	HR	RBI	SH	SF	HP	BB	SO	SB	CS	OBP	SLG	OPS	E
2018	DSL Phillies-R	.226	20	62	7	14	2	1	0	5	0	0	1	6	15	3	1	.304	.290	.595	2
2019	DSL Phillies-W	.302	42	126	21	38	7	1	2	21	1	2	6	17	21	6	2	.404	.421	.825	4
2020	Did not play																				
Minors Totals		.277	62	188	28	52	9	2	2	26	1	2	7	23	36	9	3	.373	.378	.750	6

BARRIA, ERICK JAVIER... SS... B-T: R-R... HT: 5-11; WT: 155... BORN: January 31, 2003, David, Panama... RESIDES: David... HOW OBTAINED: Signed by Phillies as an amateur free agent, 2/7/20... SIGNED BY: Jesús Méndez and Abdiel Ramos.

2020: Did not play.

BAYLOR, JAMARI ELLIS... SS... B-T: R-R... HT: 5-11; WT: 200... BORN: August 25, 2000, Richmond, VA... RESIDES: Sanford, FL... HOW OBTAINED: Selected by Phillies in 3rd round of June 2019 draft... SIGNED BY: Kellan McKeon... EDUCATION: 2019 graduate of Benedictine College Preparatory School (VA).

2020: Participated in Florida Instructional League... 2019: Made his professional debut with Gulf Coast League Phillies West (R).

YEAR	CLUB	AVG	G	AB	R	H	2B	3B	HR	RBI	SH	SF	HP	BB	SO	SB	CS	OBP	SLG	OPS	E
2019	GCL Phillies-W	.273	4	11	4	3	2	0	0	0	0	0	0	1	2	0	0	.333	.455	.788	0
2020	Did not play																				
Minors Totals		.273	4	11	4	3	2	0	0	0	0	0	0	1	2	0	0	.333	.455	.788	0

BEAUCHAMP, CAMERON JOSEPH (Cam)... LHP... B-T: L-L... HT: 6-0; WT: 210... BORN: March 13, 1998, Peru, IN... RESIDES: Peru... HOW OBTAINED: Selected by Phillies in 36th round of June 2019 draft... SIGNED BY: Justin Morgenstern... EDUCATION: Attended Indiana University... 2016 graduate of Peru HS.

2020: Did not pitch... 2019: Made his professional debut with Gulf Coast League Phillies East (R).

YEAR	CLUB	W-L	ERA	G	GS	CG	SHO	SV	IP	H	R	ER	HR	HB	BB	SO	WP	BK	AVG
2019	GCL Phillies-E	0-0	1.23	5	0	0	0	0	7.1	5	1	1	0	0	2	5	1	0	.192
2020	Did not pitch																		
Minors Totals		0-0	1.23	5	0	0	0	0	7.1	5	1	1	0	0	2	5	1	0	.192

BELL, BRENDAN JOHN... RHP... B-T: R-R... HT: 5-10; WT: 195... BORN: March 11, 2000, Coral Springs, FL... RESIDES: Ocala, FL... HOW OBTAINED: Selected by Phillies in 37th round of June 2019 draft... SIGNED BY: Jeff Zona Jr... EDUCATION: Attended College of Central Florida... 2018 graduate of Park Vista Community HS (FL).

2020: Did not pitch... **2019:** Began his professional career with Gulf Coast League Phillies East (R).

YEAR	CLUB	W-L	ERA	G	GS	CG	SHO	SV	IP	H	R	ER	HR	HB	BB	SO	WP	BK	AVG
2019	GCL Phillies-E	1-1	6.62	14	0	0	0	0	17.2	20	15	13	1	5	10	10	3	0	.294
2020	Did not pitch																		
Minors Totals		1-1	6.62	14	0	0	0	0	17.2	20	15	13	1	5	10	10	3	0	.294

BETANCOURT, CARLOS EDUARDO... RHP... B-T: R-R... HT: 6-0; WT: 210... BORN: March 27, 2001, Cumaná, VZ... RESIDES: Cumaná... HOW OBTAINED: Signed by Phillies as an amateur free agent, 7/2/17... SIGNED BY: Ebert Velásquez.

2020: Pitched for Zulia in the Venezuelan Winter League... **2019:** Spent entire season with Gulf Coast League Phillies East (R)... Held LHH to a .182 AVG (8-44) and a .405 OPS... Participated in Florida Instructional League... **2018:** Made his professional debut with Dominican Summer League Phillies White (R)... **2017:** Participated in FIL.

YEAR	CLUB	W-L	ERA	G	GS	CG	SHO	SV	IP	H	R	ER	HR	HB	BB	SO	WP	BK	AVG
2018	DSL Phillies-W	0-2	4.50	4	4	0	0	0	14.0	16	9	7	0	1	10	8	4	0	.302
2019	GCL Phillies-E	0-3	4.06	10	9	0	0	0	31.0	29	18	14	2	3	14	32	4	0	.236
2020	Did not pitch																		
Minors Totals		0-5	4.20	14	13	0	0	0	45.0	45	27	21	2	4	24	40	8	0	.256

BETTENCOURT, TREVOR THOMAS... RHP... B-T: R-R... HT: 6-0; WT: 215... BORN: July 21, 1994, San Jose, CA... RESIDES: San Jose... HOW OBTAINED: Selected by Phillies in 25th round of June 2016 draft... SIGNED BY: Shane Bowers... EDUCATION: Attended University of California-Santa Barbara and University of Tennessee... 2012 graduate of St. Francis HS (CA).

2020: Did not pitch... **2019:** Opened season with Reading (AA)... Was placed on the IL, 4/8, and missed remainder of the season with a right elbow strain... **2018:** Began season with Reading... Posted a 2.57 ERA (4 ER, 14.0 IP) in his first 8 games... Was on the IL, 5/8-8/3, with a right shoulder strain; included a rehab assignment at Gulf Coast League Phillies East (R)... Transferred to Clearwater (A) on 8/4 for remainder of season... Did not allow an earned run over his final 14.2 innings (8 games)... Struck out at least 1 batter in 22 of his 24 relief appearances overall... **2017:** Selected as a South Atlantic League midseason All-Star... Began season with Lakewood (A)... Logged a 17.0-inning scoreless streak (11 games) with 31 SO, 4/11-5/30... Named Phillies Minor League Pitcher of the Week, 5/15-21... Was on the IL, 4/16-28 (left oblique muscle strain)... Promoted to Clearwater on 7/12 for remainder of season... Held opponents hitless (0-12) with RISP and did not surrender a run in 8 road games (12.0 IP) with Clearwater... Following the season, pitched for Glendale in the Arizona Fall League... **2016:** Began professional career with Williamsport (A).

YEAR	CLUB	W-L	ERA	G	GS	CG	SHO	SV	IP	H	R	ER	HR	HB	BB	SO	WP	BK	AVG
2016	Williamsport	0-0	0.00	2	0	0	0	0	2.1	0	0	0	0	0	1	2	0	0	.000
2017	Lakewood	3-2	3.28	25	0	0	0	8	35.2	32	14	13	1	2	5	55	6	0	.239
	Clearwater	2-0	1.57	16	0	0	0	2	23.0	13	4	4	2	1	4	22	2	0	.157
2018	Reading	1-0	3.18	11	0	0	0	2	17.0	14	6	6	2	0	9	18	4	1	.226
	GCL Phillies-E	0-0	4.91	3	0	0	0	0	3.2	2	2	2	0	1	1	4	0	0	.154
	Clearwater	1-1	0.53	10	0	0	0	0	17.0	13	5	1	0	0	2	21	2	1	.213
2019	Reading	0-0	3.38	2	0	0	0	0	2.2	3	1	1	0	0	2	5	0	0	.273
2020	Did not pitch																		
Minors Totals		7-3	2.40	69	0	0	0	12	101.1	77	32	27	5	4	24	127	14	2	.208

BLANC, RAULYN ALEXANDER... INF... B-T: S-R... HT: 5-8; WT: 175... BORN: July 10, 2001, Loma de Cabrera, DR... RESIDES: Santo Domingo, DR... HOW OBTAINED: Signed by Phillies as an amateur free agent, 12/14/18... SIGNED BY: Carlos Salas and Andrés Hiraldo.

2020: Did not play... **2019:** Began his professional career with Dominican Summer League Phillies White (R)... Ranked T-9th in the DSL in games (66)... Defensively, played 2nd base, 3rd base, SS, LF and RF.

YEAR	CLUB	AVG	G	AB	R	H	2B	3B	HR	RBI	SH	SF	HP	BB	SO	SB	CS	OBP	SLG	OPS	E
2019	DSL Phillies-W	.234	66	209	29	49	10	3	0	25	4	2	3	39	64	17	7	.360	.311	.671	22
2020	Did not play																				
Minors Totals		.234	66	209	29	49	10	3	0	25	4	2	3	39	64	17	7	.360	.311	.671	22

BRAZOBAN, CAMILO... RHP... B-T: R-R... HT: 6-1; WT: 200... BORN: October 15, 1998, Cotuí, DR... RESIDES: Cotuí... HOW OBTAINED: Signed by Phillies as an amateur free agent, 11/16/18... SIGNED BY: Carlos Salas and Bernardo Pérez.

2020: Did not pitch... **2019:** Began professional career with Dominican Summer League Phillies Red (R).

YEAR	CLUB	W-L	ERA	G	GS	CG	SHO	SV	IP	H	R	ER	HR	HB	BB	SO	WP	BK	AVG
2019	DSL Phillies-R	0-0	3.68	6	0	0	0	0	7.1	7	6	3	1	1	8	7	2	1	.241
2020	Did not pitch																		
Minors Totals		0-0	3.68	6	0	0	0	0	7.1	7	6	3	1	1	8	7	2	1	.241

BRITO, DANIEL ALEJANDRO... INF... B-T: L-R... HT: 6-1; WT: 200... BORN: January 23, 1998, Ciudad Guayana, VZ... RESIDES: Puerto de Ordaz, VZ... HOW OBTAINED: Signed by Phillies as an amateur free agent, 7/17/14... SIGNED BY: Carlos Salas.

2020: Played for Zulia in the Venezuelan Winter League... **2019:** Spent entire season with Clearwater (A)... Named Phillies Minor League Player of the Week, 5/13-19... Defensively, made starts at 2nd base (65), 3rd base (7) and SS (29)... Posted a .993 fielding percentage at 2nd base (2 errors in 274 total chances)... **2018:** Won a Minor League Baseball Gold Glove Award at 2nd base after posting the highest fielding percentage (.988) among qualifying 2nd basemen across all of MiLB... Led all South Atlantic League 2nd basemen in double plays turned (64)... Selected as an Organization All-Star by MiLB.com... Named Phillies Minor League Defender and Co-Defender of the Month for April and June, respectively... Began season with Lakewood (A)... Collected a season-high 4 hits, 7/16 vs Columbia... Promoted to Clearwater on 8/3 for remainder of season... **2017:** Spent entire season with Lakewood... Named Phillies Minor League Player of the Week, 4/6-16... Led all qualifying 2nd basemen in the SAL with a .977 fielding percentage... Hit .327 (32-98) in 24 games during April, including 10 multi-hit contests... Collected a season-high 4 hits, 7/1 vs Hagerstown... Logged a 10-game hitting streak (.308 AVG), 8/10-23... Tied for team lead in BB... Following the season, played for Zulia in the VWL... **2016:** Spent entire season with Gulf Coast League Phillies (R)... Named a GCL postseason All-Star... Led all Phillies short-season minor leaguers in AVG and triples... Ranked 2nd in the GCL in runs, T-5th in total bases (80), 6th in hits, T-6th in triples and 10th in AB... Recorded 15 multi-hit games... Batted .438 (7-16) in 4 postseason games... Participated in Florida Instructional League... **2015:** Began professional career with Dominican Summer League Phillies (R)... Led all Phillies short-season minor leaguers in BB... Participated in FL... **2014:** Participated in FL.

YEAR	CLUB	AVG	G	AB	R	H	2B	3B	HR	RBI	SH	SF	HP	BB	SO	SB	CS	OBP	SLG	OPS	E
2015	DSL Phillies	.269	60	212	33	57	10	3	0	19	4	1	5	35	22	8	9	.383	.344	.727	3
2016	GCL Phillies	.284	47	190	35	54	10	5	2	25	1	2	1	21	27	7	2	.355	.421	.776	8
2017	Lakewood	.239	112	447	54	107	15	1	6	32	4	2	5	33	95	12	9	.298	.318	.616	12
2018	Lakewood	.252	92	329	33	83	13	2	4	31	5	5	2	27	64	15	6	.309	.340	.649	4
	Clearwater	.250	27	92	8	23	5	2	0	7	0	1	1	6	19	1	1	.300	.348	.648	2
2019	Clearwater	.243	103	342	37	83	14	1	4	32	4	5	6	22	73	6	10	.296	.325	.621	7
2020	Did not play																				
Minors Totals		.252	441	1612	200	407	67	14	16	146	18	16	20	144	300	49	37	.319	.341	.660	36

BRITO, ERICK LEONARDO... INF... B-T: R-R... HT: 5-10; WT: 195... BORN: May 25, 2002, Guayana, VZ... RESIDES: Guayana... HOW OBTAINED: Signed by Phillies as an amateur free agent, 11/29/18... SIGNED BY: Rafael Álvarez and Ebert Velásquez.

2020: Did not play... **2019:** Began his professional career with Dominican Summer League Phillies White (R)... Defensively, made appearances at 2nd base, 3rd base, SS and LF.

YEAR	CLUB	AVG	G	AB	R	H	2B	3B	HR	RBI	SH	SF	HP	BB	SO	SB	CS	OBP	SLG	OPS	E
2019	DSL Phillies-W	.269	21	52	7	14	3	0	0	5	1	1	3	15	9	1	4	.451	.327	.778	4
2020	Did not play																				
Minors Totals		.269	21	52	7	14	3	0	0	5	1	1	3	15	9	1	4	.451	.327	.778	4

BROWN, ANDREW MASON... RHP... B-T: R-R... HT: 6-1; WT: 188... BORN: October 24, 1997, San Diego, CA... RESIDES: Alpine, CA... HOW OBTAINED: Selected by Phillies in 13th round of June 2016 draft... SIGNED BY: Mike Garcia... EDUCATION: 2016 graduate of Granite Hills HS (CA).

2020: Did not pitch... **2019:** Spent entire season with Clearwater (A)... Ranked T-10th in the Florida State League in games started... Ranked 2nd on Clearwater in innings pitched... **2018:** Spent majority of the season with Lakewood (A)... Named Phillies Minor League Pitcher of the Week, 7/9-15... Notched first pro CG (6.0 IP), 7/22 at Hagerstown (gm 1)... In 10 starts with Lakewood, went 5-2 with a 1.81 ERA (12 ER, 59.2 IP) and held opponents to a .193 AVG... Made 2 postseason starts for Lakewood, including Game 3 of the South Atlantic League Championship Series, 9/13 vs Lexington... **2017:** Spent entire season with Williamsport (A)... Went 4-3 with a 2.85 ERA (17 ER, 53.2 IP) in 10 starts... Held RHH to a .206 AVG (27-131)... Posted a 2.76 ERA (10 ER, 32.2 IP) in his last 6 starts... **2016:** Began professional career with Gulf Coast League Phillies (R)... Allowed only 1 ER in 18.1 of his 19.2 IP (0.49 ERA)... 9 of his 11 relief appearances were 2.0 innings or more... Participated in Florida Instructional League.

YEAR	CLUB	W-L	ERA	G	GS	CG	SHO	SV	IP	H	R	ER	HR	HB	BB	SO	WP	BK	AVG
2016	GCL Phillies	0-0	2.75	11	0	0	0	0	19.2	18	7	6	0	1	5	20	2	1	.257
2017	Williamsport	4-4	3.11	13	10	0	0	0	63.2	56	26	22	4	5	19	47	3	1	.236
2018	Lakewood	6-3	2.10	14	10	1	0	0	68.2	49	19	16	2	2	16	58	1	1	.199
	Clearwater	0-0	2.25	1	0	0	0	0	4.0	4	1	1	0	0	1	2	0	0	.286
2019	Clearwater	5-7	6.17	24	20	0	0	0	100.2	128	74	69	8	7	37	66	5	0	.314
2020	Did not pitch																		
Minors Totals		15-14	4.00	63	41	1	0	0	256.2	255	127	114	14	15	78	193	11	3	.262

BROWN, BENJAMIN GERALD (Ben)... RHP... B-T: R-R... HT: 6-6; WT: 220... BORN: September 9, 1999, East Setauket, NY... RESIDES: East Setauket... HOW OBTAINED: Selected by Phillies in 33rd round of June 2017 draft... SIGNED BY: Alex Agostino... EDUCATION: 2017 graduate of Ward Melville HS (NY).

2020: Participated in Florida Instructional League... 2019: Made 4 scoreless appearances (1 start) for Lakewood (A) before missing the rest of the season due to a right elbow sprain... 2018: Began season with Gulf Coast League Phillies West (R)... Ranked 3rd in the GCL in strikeouts and 9th in innings pitched... Named Phillies Minor League Pitcher of the Week, 7/23-29... Recorded a career-high 16 strikeouts, 7/24 at GCL Tigers East (6.0 IP, 2 H, 0 R, BB)... Posted a 1.80 ERA (6 ER, 30.0 IP) in his first 6 games (5 GS)... Averaged 11.39 SO/9.0 IP (62 SO, 49.0 IP) at the GCL level... On 8/25, promoted to Williamsport (A), where he finished the season... Participated in FIL... 2017: Made his professional debut with GCL Phillies... 8 of his 10 relief outings were scoreless... Did not surrender a run in 4 road games (7.0 IP)... Participated in FIL.

YEAR	CLUB	W-L	ERA	G	GS	CG	SHO	SV	IP	H	R	ER	HR	HB	BB	SO	WP	BK	AVG
2017	GCL Phillies	0-0	2.57	10	0	0	0	0	14.0	14	4	4	0	1	6	10	1	0	.269
2018	GCL Phillies-W	4-2	3.12	10	8	1	0	0	49.0	43	21	17	2	1	15	62	5	0	.230
	Williamsport	0-2	7.04	2	2	0	0	0	7.2	9	7	6	1	0	5	3	3	0	.281
2019	Lakewood	0-0	0.00	4	1	0	0	0	13.2	11	0	0	0	0	3	20	0	1	.216
2020	Did not pitch																		
Minors Totals		4-4	2.88	26	11	1	0	0	84.1	77	32	27	3	2	29	95	9	1	.239

BROWN, LADSON BLAKE (Blake)... RHP... B-T: R-R... HT: 6-0; WT: 190... BORN: August 18, 1998, Dallas, NC... RESIDES: Dallas... HOW OBTAINED: Signed by Phillies as a non-drafted free agent, 6/18/20... SIGNED BY: Kellan McKeon... EDUCATION: 2020 graduate of University of North Carolina-Asheville... 2016 graduate of North Gaston HS (NC)... MISC: During a shortened 2020 collegiate season, posted a 1.89 ERA with 26 strikeouts in 4 starts.

2020: Participated in Florida Instructional League.

BURCH, TYLER JORDAN... RHP... B-T: R-R... HT: 6-1; WT: 184... BORN: September 2, 1997, Riverside, CA... RESIDES: Lewiston, ID... HOW OBTAINED: Signed by Phillies as a non-drafted free agent, 6/12/19... SIGNED BY: Zach Friedman... EDUCATION: 2019 graduate of Lewis-Clark State College (ID)... 2015 graduate of Eastmont HS (WA)... MISC: During his junior and senior collegiate seasons, was named National Association of Intercollegiate Athletics (NAIA) West Pitcher of the Year (co-winner in 2019).

2020: Pitched for Adelaide in the Australian Baseball League... 2019: Made his professional debut with Gulf Coast League Phillies West (R)... In his first pro game, was part of GCL Phillies West's combined no-hitter, retiring all 3 batters he faced in the 9th inning at GCL Phillies East, 6/26... Spent the rest of season with Williamsport (A)... Tossed more than 1.0 inning in all 7 relief appearances with Williamsport, including 5 outings of at least 3.0 IP... Participated in Florida Instructional League.

YEAR	CLUB	W-L	ERA	G	GS	CG	SHO	SV	IP	H	R	ER	HR	HB	BB	SO	WP	BK	AVG
2019	GCL Phillies-W	0-0	0.00	1	0	0	0	0	1.0	0	0	0	0	0	2	0	0	0	.000
	Williamsport	4-1	1.56	11	4	0	0	1	34.2	29	8	6	2	1	6	32	1	1	.230
2020	Did not pitch																		
Minors Totals		4-1	1.51	12	4	0	0	1	35.2	29	8	6	2	1	6	34	1	1	.225

BURKE, CHRISTOPHER JAMES (Chris)... C... B-T: L-R... HT: 5-11; WT: 190... BORN: August 16, 2001, Melbourne, Australia... RESIDES: Melbourne... HOW OBTAINED: Signed by Phillies as an amateur free agent, 7/22/19... SIGNED BY: Howard Norsetter.

2020: Played for Melbourne in the Australian Baseball League... 2019: Played for Melbourne in the ABL.

CABRERA, DEIVI ABRAHAM... INF... B-T: R-R... HT: 5-11; WT: 151... BORN: January 26, 2004, Valencia, VZ... RESIDES: Valencia... HOW OBTAINED: Signed by Phillies as an amateur free agent, 1/15/21... SIGNED BY: Rafael Álvarez and William Mota.

CABRERA, ESTEBAN JOSÉ... RHP... B-T: R-R... HT: 6-4; WT: 240... BORN: February 3, 2003, Maturín, VZ... RESIDES: Valencia, VZ... HOW OBTAINED: Signed by Phillies as an amateur free agent, 7/2/19... SIGNED BY: Rafael Álvarez and William Mota.

2020: Did not pitch.

CABRERA, JEAN CARLOS EDUARDO... RHP... B-T: R-R... HT: 6-1; WT: 160... BORN: October 20, 2001, Maracay, VZ... RESIDES: Maracay... HOW OBTAINED: Signed by Phillies as an amateur free agent, 7/2/19... SIGNED BY: Rafael Álvarez and William Mota.

2020: Did not pitch.

CASTANEDA, DYLAN... RHP... B-T: R-R... HT: 6-0; WT: 205... BORN: July 16, 2001, Queens, NY... RESIDES: Queens... HOW OBTAINED: Selected by Phillies in 30th round of June 2019 draft... SIGNED BY: Alex Agostino... EDUCATION: 2019 graduate of Salisbury School (CT).

2020: Participated in Florida Instructional League... 2019: Began professional career with Gulf Coast League Phillies West (R)... Participated in FIL.

YEAR	CLUB	W-L	ERA	G	GS	CG	SHO	SV	IP	H	R	ER	HR	HB	BB	SO	WP	BK	AVG
2019	GCL Phillies-W	1-0	2.70	5	2	0	0	0	10.0	6	6	3	1	3	9	12	3	0	.162
2020	Did not pitch																		
Minors Totals		1-0	2.70	5	2	0	0	0	10.0	6	6	3	1	3	9	12	3	0	.162

CASTELLANO, EIBERSON JOSÉ... RHP... B-T: R-R... HT: 6-3; WT: 195... BORN: May 9, 2001, Maracaibo, VZ... RESIDES: Maracaibo... HOW OBTAINED: Signed by Phillies as an amateur free agent, 7/2/18... SIGNED BY: Rafael Álvarez and Rómulo Oliveros.

2020: Pitched for Zulia in the Venezuelan Winter League... 2019: Did not pitch.

CASTILLO, STARLYN... RHP... B-T: R-R... HT: 6-0; WT: 215... BORN: February 24, 2002, Pimentel, DR... RESIDES: Santo Domingo, DR... HOW OBTAINED: Signed by Phillies as an amateur free agent, 7/2/18... SIGNED BY: Carlos Salas and Franklin Felida.

2020: Participated in Florida Instructional League... 2019: Began his professional career with Gulf Coast League Phillies East (R)... Participated in FIL... 2018: Participated in FIL.

YEAR	CLUB	W-L	ERA	G	GS	CG	SHO	SV	IP	H	R	ER	HR	HB	BB	SO	WP	BK	AVG
2019	GCL Phillies-E	0-2	7.71	5	4	0	0	0	9.1	9	8	8	0	0	8	10	1	1	.257
2020	Did not pitch																		
2019	GCL Phillies-E	0-2	7.71	5	4	0	0	0	9.1	9	8	8	0	0	8	10	1	1	.257

CEDEÑO, JOSÉ RAFAEL... OF... B-T: L-L... HT: 6-3; WT: 215... BORN: March 19, 2001, Cumaná, VZ... RESIDES: Cumaná... HOW OBTAINED: Signed by Phillies as an amateur free agent, 3/15/18... SIGNED BY: Ebert Velásquez.

2020: Participated in Florida Instructional League... 2019: Spent entire season with Gulf Coast League Phillies East (R)... Participated in FIL... 2018: Began professional career with Dominican Summer League Phillies White (R)... Participated in FIL.

YEAR	CLUB	AVG	G	AB	R	H	2B	3B	HR	RBI	SH	SF	HP	BB	SO	SB	CS	OBP	SLG	OPS	E
2018	DSL Phillies-W	.195	13	41	10	8	0	1	0	6	0	0	1	6	10	9	0	.313	.244	.556	0
2019	GCL Phillies-E	.181	37	116	15	21	1	0	0	6	0	1	1	12	37	7	2	.262	.190	.451	1
2020	Did not play																				
Minors Totals		.185	50	157	25	29	1	1	0	12	0	1	2	18	47	16	2	.275	.204	.479	1

CESAR, JOEL DANIEL... RHP... B-T: R-R... HT: 5-10; WT: 205... BORN: January 26, 1996, Altamira, DR... RESIDES: Altamira... HOW OBTAINED: Acquired from PIT as the player to be named later along with cash considerations in exchange for LHP Austin Davis, 9/19/20; originally signed by PIT as an amateur free agent, 10/30/15... SIGNED BY: Rene Gayo, Juan Mercado and Victor Santana.

2020: Participated in Florida Instructional League... Pitched for Cibao in the Dominican Winter League... 2019: Began season with Bradenton (A)... Selected as a Florida State League midseason All-Star... On 5/9, promoted to Altoona (AA), where he finished the year... Posted a 3.02 ERA (17 ER, 50.2 IP) with 6 saves and 52 SO in 37 games (1 start) combined across both levels... Following the season, appeared in 6 games with Cibao in the DWL... 2018: Spent entire year with full-season West Virginia (A)... Was on the IL, 5/16-29, with a right hip strain... Held LHH to a .195 AVG (17-87) and a .241 SLG... 2017: Spent entire year with short-season West Virginia (A)... Among all New York-Penn League pitchers, finished T-4th in games and T-5th in saves... 2016: Began his professional career with Dominican Summer League Pirates (R).

YEAR	CLUB	W-L	ERA	G	GS	CG	SHO	SV	IP	H	R	ER	HR	HB	BB	SO	WP	BK	AVG
2016	DSL Pirates	0-0	2.70	2	2	0	0	0	6.2	4	3	2	1	0	7	5	4	0	.174
2017	West Virginia	1-1	3.67	22	0	0	0	7	27.0	16	12	11	2	2	18	27	7	0	.165
2018	West Virginia	2-1	3.15	29	0	0	0	3	54.1	44	30	19	4	0	23	50	7	1	.222
2019	Bradenton	2-0	0.73	9	0	0	0	5	12.1	4	1	1	1	0	5	16	2	0	.100
	Altoona	3-4	3.76	28	1	0	0	1	38.1	38	18	16	5	4	12	36	3	2	.260
2020	Did not pitch																		
Minors Totals		8-6	3.18	90	3	0	0	16	138.2	106	64	49	13	6	65	134	23	3	.210

COLMENAREZ, JOSÉ LEONARDO... C... B-T: R-R... HT: 5-6; WT: 178... BORN: November 24, 2002, Mariara, VZ... RESIDES: Maracay, VZ... HOW OBTAINED: Signed by Phillies as an amateur free agent, 7/2/19... SIGNED BY: Rafael Álvarez and William Mota.

2020: Did not play.

CONLEY, JOHN PATRICK (Jack)... C... B-T: R-R... HT: 6-0; WT: 212... BORN: January 16, 1997, Raleigh, NC... RESIDES: Raleigh... **HOW OBTAINED:** Selected by Phillies in 27th round of June 2018 draft... **SIGNED BY:** Kellan McKeon... **EDUCATION:** Attended North Carolina State University... 2015 graduate of Leesville Road HS (NC)... **MISC:** Originally selected by BOS in 30th round of June 2015 draft, but did not sign.

2020: Did not play... **2019:** Began season with Lakewood (A)... Promoted to Clearwater (A), 6/13... Was on the IL, 7/16-25, with a left eye laceration... Promoted to Reading (AA), 7/30... Overall, caught 9 runners in 35 SB attempts (25.7%)... **2018:** Began his professional career with Gulf Coast League Phillies East (R)... Slugged first 2 pro homers, 8/2 at GCL Braves... Batted .362 (21-58) against RHP... Caught 6 of 27 (22.2%) runners attempting to steal.

YEAR	CLUB	AVG	G	AB	R	H	2B	3B	HR	RBI	SH	SF	HP	BB	SO	SB	CS	OBP	SLG	OPS	E
2018	GCL Phillies-E	.329	33	76	18	25	4	0	2	11	0	1	3	14	17	0	0	.447	.461	.907	3
2019	Lakewood	.190	19	58	5	11	3	0	0	2	1	0	1	6	14	0	0	.277	.241	.518	4
	Clearwater	.167	9	30	1	5	1	0	0	3	2	0	2	0	8	0	0	.219	.200	.419	1
	Reading	.273	8	22	5	6	1	0	1	1	0	0	0	6	7	1	0	.429	.455	.883	1
2020	Did not play																				
Minors Totals		.253	69	186	29	47	9	0	3	17	3	1	6	26	46	1	0	.361	.349	.710	9

CORNELIUS, CHRISTOPHER JAMES (Chris)... INF... B-T: R-R... HT: 6-0; WT: 195... BORN: September 4, 1997, St. Louis, MO... RESIDES: St. Louis... **HOW OBTAINED:** Selected by Phillies in 16th round of June 2019 draft... **SIGNED BY:** Justin Munson... **EDUCATION:** Attended University of Missouri... 2016 graduate of St. John Vianney HS (MO).

2020: Participated in Florida Instructional League... **2019:** Made professional debut with Gulf Coast League Phillies West (R)... Participated in FIL.

YEAR	CLUB	AVG	G	AB	R	H	2B	3B	HR	RBI	SH	SF	HP	BB	SO	SB	CS	OBP	SLG	OPS	E
2019	GCL Phillies-W	.167	3	6	0	1	0	0	0	0	0	0	1	1	1	0	0	.375	.167	.542	0
2020	Did not play																				
Minors Totals		.167	3	6	0	1	0	0	0	0	0	0	1	1	1	0	0	.375	.167	.542	0

CORONA, JEURY JOSÉ... OF... B-T: R-R... HT: 5-11; WT: 150... BORN: September 7, 2001, Bonao, DR... RESIDES: Bonao... **HOW OBTAINED:** Signed by Phillies as an amateur free agent, 7/2/18... **SIGNED BY:** Carlos Salas and Juan Feliciano.

2020: Did not play... **2019:** Began professional career with Dominican Summer League Phillies White (R)... Made starts at all 3 outfield positions.

YEAR	CLUB	AVG	G	AB	R	H	2B	3B	HR	RBI	SH	SF	HP	BB	SO	SB	CS	OBP	SLG	OPS	E
2019	DSL Phillies-W	.235	43	166	32	39	4	0	0	5	3	0	3	16	25	17	12	.314	.259	.573	2
2020	Did not play																				
Minors Totals		.235	43	166	32	39	4	0	0	5	3	0	3	16	25	17	12	.314	.259	.573	2

COTTO, GABRIEL... LHP... B-T: L-L... HT: 6-4; WT: 193... BORN: May 15, 2000, Cidra, PR... RESIDES: Cidra... **HOW OBTAINED:** Selected by Phillies in 7th round of June 2018 draft... **SIGNED BY:** Luis Raffan... **EDUCATION:** 2018 graduate of Puerto Rico Baseball Academy.

2020: Pitched for RA12 in the Puerto Rican Winter League... **2019:** Spent entire season with Gulf Coast League Phillies East (R)... **2018:** Began professional career with GCL Phillies East... Participated in Florida Instructional League.

YEAR	CLUB	W-L	ERA	G	GS	CG	SHO	SV	IP	H	R	ER	HR	HB	BB	SO	WP	BK	AVG
2018	GCL Phillies-E	0-2	9.39	8	7	0	0	0	15.1	16	19	16	0	6	16	15	5	1	.258
2019	GCL Phillies-E	0-4	7.91	11	2	0	0	0	19.1	23	20	17	2	2	15	17	6	1	.274
2020	Did not pitch																		
Minors Totals		0-6	8.57	19	9	0	0	0	34.2	39	39	33	2	8	31	32	11	2	.267

DE FREITAS, ARTURO... C... B-T: R-R... HT: 6-0; WT: 180... BORN: May 28, 2001, Maracay, VZ... RESIDES: Caracas, VZ... **HOW OBTAINED:** Signed by Phillies as an amateur free agent, 3/15/18... **SIGNED BY:** Ebert Velásquez.

2019-20: Did not play... **2018:** Began his professional career with Dominican Summer League Phillies White (R)... Hit .440 (11-25) with RISP and 2 outs... Caught 9 of 27 (33.3%) runners attempting to steal in 18 games (14 starts) at catcher... Also started 17 games at 1st base and made 1 appearance at 3rd base... Participated in Florida Instructional League.

YEAR	CLUB	AVG	G	AB	R	H	2B	3B	HR	RBI	SH	SF	HP	BB	SO	SB	CS	OBP	SLG	OPS	E
2018	DSL Phillies-W	.266	59	173	30	46	16	1	3	28	0	2	10	28	39	3	1	.394	.422	.816	2
2019	Did not play																				
2020	Did not play																				
Minors Totals		.266	59	173	30	46	16	1	3	28	0	2	10	28	39	3	1	.394	.422	.816	2

DE LA CRUZ, CARLOS... OF... B-T: R-R... HT: 6-8; WT: 240... BORN: October 6, 1999, Yonkers, NY... RESIDES: Yonkers... HOW OBTAINED: Signed by Phillies as an amateur free agent, 8/23/17... SIGNED BY: Alex Agostino.

2020: Did not play... 2019: Spent entire season with Lakewood (A)... Made starts at all outfield positions... Totaled 8 OF assists... Hit 4 HR over 8 games, 7/12-19... Participated in Florida Instructional League... 2018: Began professional career with Gulf Coast League Phillies East (R)... Ranked T-6th in the GCL in HR... Slugged 2 HR, 8/16 at GCL Yankees East... Participated in FIL... 2017: Participated in FIL.

YEAR	CLUB	AVG	G	AB	R	H	2B	3B	HR	RBI	SH	SF	HP	BB	SO	SB	CS	OBP	SLG	OPS	E
2018	GCL Phillies-E	.284	43	148	20	42	8	0	6	21	0	2	4	11	56	2	1	.345	.459	.805	3
2019	Lakewood	.220	117	428	38	94	17	4	7	50	0	2	4	27	159	7	7	.271	.327	.598	6
2020	Did not play																				
Minors Totals		.236	160	576	58	136	25	4	13	71	0	4	8	38	215	9	8	.291	.361	.652	9

DE LA CRUZ, JONÁS... RHP... B-T: R-R... HT: 6-3; WT: 210... BORN: January 1, 1998, Santo Domingo Este, DR... RESIDES: Santo Domingo... HOW OBTAINED: Signed by Phillies as an amateur free agent, 9/19/16... SIGNED BY: Carlos Salas.

2020: Did not pitch... 2019: Was placed on the IL, 6/20, with a right shoulder cyst decompression... Spent season on the IL, but made 8 starts on rehab assignments with both Gulf Coast League Phillies (R) clubs... Participated in Florida Instructional League... 2018: Spent entire season with GCL Phillies East... Went 4-2 with a 3.86 ERA (10 ER, 23.1 IP) in 6 starts... Limited RHH to a .187 AVG (17-91)... Participated in FIL... 2017: Began professional career with Dominican Summer League Phillies White (R)... Earned first pro win, 6/17 vs DSL Rojas... Surrendered just 1 hit over 6.0 scoreless innings, 6/29 at DSL Tigers... Went 2-2 with a 2.05 ERA (5 ER, 22.0 IP) over 5 starts in June... Participated in FIL.

YEAR	CLUB	W-L	ERA	G	GS	CG	SHO	SV	IP	H	R	ER	HR	HB	BB	SO	WP	BK	AVG
2017	DSL Phillies-W	5-6	3.71	15	14	0	0	0	63.0	60	31	26	4	2	33	60	9	0	.260
2018	GCL Phillies-E	5-2	4.46	10	6	0	0	0	34.1	31	22	17	3	3	19	31	3	2	.244
2019	GCL Phillies-W	0-1	10.80	2	2	0	0	0	3.1	7	4	4	2	0	0	9	0	0	.412
	GCL Phillies-E	0-0	0.00	6	6	0	0	0	9.2	2	0	0	0	1	4	14	2	0	.067
	GCL Combined	0-1	2.77	8	8	0	0	0	13.0	9	4	4	2	1	4	23	2	0	.191
2020	Did not pitch																		
Minors Totals		10-9	3.83	33	28	0	0	0	110.1	100	57	47	9	6	56	114	14	2	.247

DIÁZ, VÍCTOR YACSEL... C... B-T: R-R... HT: 5-9; WT: 215... BORN: November 25, 2001, Azua, DR... RESIDES: Azua... HOW OBTAINED: Signed by Phillies as an amateur free agent, 7/2/18... SIGNED BY: Carlos Salas and Luis García.

2020: Did not play... 2019: Began professional career with Dominican Summer League Phillies White (R)... Selected as a DSL All-Star... Ranked T-7th in the DSL in doubles... Made 25 starts at catcher and 10 at 1st base.

YEAR	CLUB	AVG	G	AB	R	H	2B	3B	HR	RBI	SH	SF	HP	BB	SO	SB	CS	OBP	SLG	OPS	E
2019	DSL Phillies-W	.289	61	232	39	67	16	3	2	36	0	5	3	17	45	6	5	.339	.409	.748	6
2020	Did not play																				
Minors Totals		.289	61	232	39	67	16	3	2	36	0	5	3	17	45	6	5	.339	.409	.748	6

DIPRE, GUARNER JOSUÉ... INF... B-T: R-R... HT: 6-0; WT: 185... BORN: October 26, 2000, Cambita Garabitos, DR... RESIDES: Cambita Garabitos... HOW OBTAINED: Signed by Phillies as an amateur free agent, 5/8/18... SIGNED BY: Carlos Salas and Luis García.

2020: Participated in Florida Instructional League... 2019: Spent entire season with Gulf Coast League Phillies East (R)... Made starts at 2nd base, 3rd base and SS... Batted .325 (27-83) against RHP... Participated in FIL... 2018: Began professional career with Dominican Summer League Phillies Red (R)... Made 53 starts at SS and 2 at 2nd base... Participated in FIL.

YEAR	CLUB	AVG	G	AB	R	H	2B	3B	HR	RBI	SH	SF	HP	BB	SO	SB	CS	OBP	SLG	OPS	E
2018	DSL Phillies-R	.222	67	248	24	55	12	2	2	26	1	2	7	18	68	11	7	.291	.310	.601	13
2019	GCL Phillies-E	.301	31	103	15	31	7	1	1	12	2	1	2	9	22	6	1	.365	.417	.783	6
2020	Did not play																				
Minors Totals		.245	98	351	39	86	19	3	3	38	3	3	9	27	90	17	8	.313	.342	.655	19

DYAR, HILTON... RHP... B-T: R-R... HT: 6-2; WT: 200... BORN: July 24, 2001, Clinton, MS... RESIDES: Raymond, MS... HOW OBTAINED: Selected by Phillies in 21st round of June 2019 draft... SIGNED BY: Mike Stauffer... EDUCATION: 2019 graduate of Clinton HS (MS).

2020: Participated in Florida Instructional League... 2019: Participated in FIL.

EASTMAN, COLTON JOHN... RHP... B-T: R-R... HT: 6-2; WT: 190... BORN: August 22, 1996, Fresno, CA... RESIDES: Fresno... HOW OBTAINED: Selected by Phillies in 4th round of June 2018 draft... SIGNED BY: Demerius Pittman... EDUCATION: Attended California State University, Fullerton... 2015 graduate of Central Union HS (CA)... MISC: Originally selected by MIN in 20th round of June 2015 draft, but did not sign... In 3 collegiate seasons, went 20-7 with a 2.29 ERA in 42 games (39 starts).

2020: Did not pitch... 2019: Led all Phillies minor league pitchers in IP (128.2)... Began season with Lakewood (A)... Debuted with Clearwater (A), 5/2... Finished season at Reading (AA)... Recorded a professional-best 11 SO, 5/26 at Jupiter... In 19 starts overall, posted a 3.54 ERA (42 ER, 106.2 IP)... 2018: Began professional career with Williamsport (A)... Posted a 0.90 ERA (1 ER, 10.0 IP) with 13 SO and just 6 hits allowed over his last 4 starts... Held opponents to a .200 AVG (4-20) with RISP.

YEAR	CLUB	W-L	ERA	G	GS	CG	SHO	SV	IP	H	R	ER	HR	HB	BB	SO	WP	BK	AVG
2018	Williamsport	0-2	3.00	8	8	0	0	0	18.0	18	6	6	1	0	7	23	0	0	.269
2019	Lakewood	1-2	6.00	5	3	0	0	1	21.0	21	15	14	2	0	3	25	0	0	.244
	Clearwater	5-5	3.36	13	12	1	0	0	75.0	74	30	28	9	1	22	79	7	1	.258
	Reading	1-1	3.03	6	4	0	0	0	32.2	25	14	11	3	1	12	30	0	0	.216
2020	Did not pitch																		
Minors Totals		7-10	3.62	32	27	1	0	1	146.2	138	65	59	15	2	44	157	7	1	.248

EDWARDS, MITCHELL JAMES... C... B-T: S-R... HT: 5-11; WT: 200... BORN: August 1, 1999, Melbourne, Australia... RESIDES: Australian Capital Territory... HOW OBTAINED: Signed by Phillies as an amateur free agent, 6/8/18... SIGNED BY: Howard Norsetter.

2020: Played for Adelaide in the Australian Baseball League... 2019: Split season between Gulf Coast League Phillies East and West (R) and Williamsport (A)... Slashed .188/.272/.257 between the three clubs... Following the season, played for Adelaide in the ABL... 2018: Appeared in 16 games with GCL Phillies East... Participated in Florida Instructional League... Following the season, played for Adelaide in the ABL... 2017: Batted .293 in 23 games with Sydney in the ABL... 2016: Played for Canberra in the ABL.

YEAR	CLUB	AVG	G	AB	R	H	2B	3B	HR	RBI	SH	SF	HP	BB	SO	SB	CS	OBP	SLG	OPS	E
2018	GCL Phillies-E	.250	16	36	5	9	3	0	1	3	0	0	0	3	11	0	1	.308	.417	.724	0
2019	GCL Phillies-E	.226	13	31	3	7	1	0	1	7	0	1	0	5	10	0	0	.324	.355	.679	1
	GCL Phillies-W	.231	6	13	2	3	0	1	0	0	0	0	0	1	3	0	0	.286	.385	.670	0
	GCL Combined	.227	19	44	5	10	1	1	1	7	0	1	0	6	13	0	0	.314	.432	.746	1
	Williamsport	.158	17	57	5	9	1	0	0	1	0	0	0	6	18	0	0	.238	.175	.414	2
2020	Did not play																				
Minors Totals		.204	52	137	15	28	5	1	2	11	0	1	0	15	42	0	1	.281	.299	.580	3

EICHLER, JAYLEN... RHP... B-T: R-R... HT: 6-6; WT: 218... BORN: February 7, 1999, Portland, OR... RESIDES: Mesa, AZ... HOW OBTAINED: Signed by Phillies as a non-drafted free agent, 8/2/19... SIGNED BY: Brad Holland... EDUCATION: 2019 graduate of Gateway CC (AZ)... 2017 graduate of Wilson HS (OR).

2020: Did not pitch.

ENCARNACIÓN, JÉFFERSON... OF... B-T: L-L... HT: 6-1; WT: 205... BORN: August 28, 2001, Bajos de Haina, DR... RESIDES: Bajos de Haina... HOW OBTAINED: Signed by Phillies as an amateur free agent, 9/13/17... SIGNED BY: Carlos Salas.

2020: Did not play... 2019: Spent entire season with Dominican Summer League Phillies Red (R)... Made starts at each outfield position... Participated in Florida Instructional League... 2018: Began professional career with DSL Phillies Red... Ranked T-7th in the DSL in games played... Had 9 outfield assists.

YEAR	CLUB	AVG	G	AB	R	H	2B	3B	HR	RBI	SH	SF	HP	BB	SO	SB	CS	OBP	SLG	OPS	E
2018	DSL Phillies-R	.245	68	229	28	56	3	3	0	17	0	2	4	26	57	5	10	.330	.284	.613	7
2019	DSL Phillies-R	.250	60	220	31	55	7	6	1	26	0	2	1	27	46	8	5	.332	.350	.682	1
2020	Did not play																				
Minors Totals		.247	128	449	59	111	10	9	1	43	0	4	5	53	103	13	15	.331	.316	.647	8

ESCOBAR, DEREK ENRIQUE... INF/OF... B-T: L-R... HT: 5-10; WT: 170... BORN: February 28, 2002, Sancti Spiritus, Cuba... HOW OBTAINED: Signed by Phillies as an amateur free agent, 11/7/18... SIGNED BY: Carlos Salas and Andrés Hiraldo.

2020: Did not play... 2019: Began professional career with Dominican Summer League Phillies Red (R)... Did not commit an error at 2nd base (15 G), LF (7 G), CF (7 G) and RF (5 G).

YEAR	CLUB	AVG	G	AB	R	H	2B	3B	HR	RBI	SH	SF	HP	BB	SO	SB	CS	OBP	SLG	OPS	E
2019	DSL Phillies-R	.270	33	111	20	30	4	1	1	9	2	1	8	19	27	12	11	.410	.351	.761	0
2020	Did not play																				
Minors Totals		.270	33	111	20	30	4	1	1	9	2	1	8	19	27	12	11	.410	.351	.761	0

ESTANISTA, JAYDEN ZACHERY... RHP... B-T: R-R... HT: 6-3; WT: 167... BORN: October 3, 2001, Willemstad, Curaçao... RESIDES: Willemstad... HOW OBTAINED: Signed by Phillies as an amateur free agent, 11/8/19... SIGNED BY: Carlos Salas and Dargello Lodowica.

2020: Did not pitch.

ESTÉVEZ, ENGEL FRANCISCO... RHP... B-T: R-R... HT: 5-11; WT: 210... BORN: February 8, 2000, Santo Domingo Centro, DR... RESIDES: Santo Domingo... HOW OBTAINED: Signed by Phillies as an amateur free agent, 1/18/18... SIGNED BY: Carlos Salas.

2020: Did not pitch... 2019: Pitched for Gulf Coast League Phillies East (R)... Participated in Florida Instructional League... 2018: Began professional career with Dominican Summer League Phillies White (R)... Went 3-2 with a 2.15 ERA (7 ER, 29.1 IP) in 6 starts... Held LHH to a .163 AVG (7-43) with 0 XBH.

YEAR	CLUB	W-L	ERA	G	GS	CG	SHO	SV	IP	H	R	ER	HR	HB	BB	SO	WP	BK	AVG
2018	DSL Phillies-W	3-3	3.44	10	6	0	0	0	36.2	27	20	14	1	5	14	27	1	1	.205
2019	GCL Phillies-E	1-2	4.73	5	1	0	0	0	13.1	8	10	7	0	4	6	6	0	1	.167
2020	Did not pitch																		
Minors Totals		4-5	3.78	15	7	0	0	0	50.0	35	30	21	1	9	20	33	1	2	.194

EVANKO, ETHAN... LHP... B-T: L-L... HT: 6-4; WT: 200... BORN: June 7, 1995, Gilbert, AZ... RESIDES: Gilbert... HOW OBTAINED: Signed by Phillies as a non-drafted free agent, 6/19/18... SIGNED BY: Chris Duffy... EDUCATION: 2018 graduate of Grand Canyon University (AZ)... 2013 graduate of Highland HS (AZ).

2020: Did not pitch... 2019: Began season with Lakewood (A)... Promoted to Clearwater (A), 5/5... Logged a quality start in each of his final 6 outings of the year, posting a 1.18 ERA (5 ER, 38.0 IP) in that stretch... In 19 games overall (9 starts), posted a 1.61 ERA, 0.97 WHIP and held opponents to a .199 AVG... Combined to limit LHH to a .178 AVG (13-73) with 5 2B... Was on the IL, 7/8-end of season, with left triceps inflammation... 2018: Began professional career with Gulf Coast League Phillies West (R)... Posted a 2.08 ERA (3 ER, 13.0 IP) through his first 7 games... Promoted to Williamsport (A) on 8/23 for remainder of season.

YEAR	CLUB	W-L	ERA	G	GS	CG	SHO	SV	IP	H	R	ER	HR	HB	BB	SO	WP	BK	AVG
2018	GCL Phillies-W	2-2	3.38	11	0	0	0	1	21.1	24	8	8	0	1	10	19	2	0	.289
	Williamsport	0-0	1.29	3	0	0	0	0	7.0	5	1	1	0	0	2	2	0	0	.217
2019	Lakewood	2-0	2.13	9	0	0	0	0	12.2	6	3	3	1	1	4	13	0	0	.143
	Clearwater	5-2	1.49	10	9	0	0	0	54.1	42	13	9	5	1	13	45	2	0	.211
2020	Did not pitch																		
Minors Totals		9-4	1.98	33	9	0	0	1	95.1	77	25	21	6	3	29	79	4	0	.222

FANTI, NICHOLAS (Nick)... LHP... B-T: L-L... HT: 6-2; WT: 200... BORN: December 30, 1996, Smithtown, NY... RESIDES: Hauppauge, NY... HOW OBTAINED: Selected by Phillies in 31st round of June 2015 draft... SIGNED BY: Alex Agostino... EDUCATION: 2015 graduate of Hauppauge HS.

2020: Participated in Florida Instructional League... 2019: Missed the entire season (left shoulder surgery)... 2018: Began season on the IL (back strain) and was reinstated on 5/16 with Clearwater (A)... Logged 3 consecutive quality starts, 6/2-14... Was on the IL, 6/21-end of season, with a left shoulder strain... Following the season, went 2-2 with a 3.67 ERA in 6 starts for Sydney in the Australian Baseball League... 2017: Spent entire season with Lakewood (A)... Finished 1st in the South Atlantic League in winning % (.818), T-1st in OPP AVG, 2nd in WHIP (0.96) & fewest base runners/9.0 IP (9.12), T-2nd in SHO, 3rd in ERA and 5th in SO & SO/9.0 IP (9.05)... Chosen as a SAL midseason All-Star and was the starting pitcher for the North Division in the All-Star Game... Tossed 8.2 IP (3 BB, 9 SO) in a combined no-hitter, 5/6 at Columbia... Named SAL Pitcher of the Week, 5/1-7... Named SAL Player of the Month for May after going 3-0 with a 1.05 ERA (3 ER, 25.2 IP) and 31 SO in 4 GS... Tossed a no-hitter (9.0 IP, BB, professional-high 12 SO) on 7/17 vs Charleston; first 9.0-inning no-hitter for Lakewood since 2002 (Gavin Floyd)... Named Phillies Minor League Pitcher of the Week 3 times (5/1-7, 5/22-28 and 7/17-23)... Held LHH to a .211 AVG (34-161) and RHH to a .193 AVG (53-274)... With RISP and 2 outs, held opponents to a .031 AVG (1-32)... 2016: Spent entire season with Gulf Coast League Phillies (R)... Selected as a GCL postseason All-Star... Named Phillies Minor League Pitcher of the Month for July (3-0, 5 G, 1.88 ERA, 5 ER, 24.0 IP, 3 BB, 16 H, 31 SO)... Ranked 2nd among all qualifying MiLB pitchers in ERA, trailing only teammate Sixto Sánchez... Led the GCL in strikeouts, was T-1st in wins and 2nd in WHIP (0.87) & OPP AVG (.191)... Allowed 1 ER or 0 in 8 of 9 starts... Posted a 7.22 SO/BB ratio... Participated in FIL... 2015: Began pro career with GCL Phillies... In 8 games as a reliever, allowed 2 ER in 15.1 IP (1.17 ERA)... Held RHH to a .156 AVG (7-45)... Participated in FIL.

YEAR	CLUB	W-L	ERA	G	GS	CG	SHO	SV	IP	H	R	ER	HR	HB	BB	SO	WP	BK	AVG
2015	GCL Phillies	1-1	2.55	9	1	0	0	0	17.2	14	7	5	0	0	6	20	2	1	.222
2016	GCL Phillies	#7-0	1.57	11	9	0	0	0	51.2	36	10	9	1	2	9	*65	1	0	.191
2017	Lakewood	9-2	2.54	21	21	1	1	0	120.1	87	37	34	5	7	28	121	6	0	#.200
2018	Clearwater	3-3	7.22	6	6	0	0	0	28.2	31	23	23	6	1	9	18	0	0	.287
2019	Injured - Did not pitch																		
2020	Did not pitch																		
Minors Totals		20-6	2.93	47	37	1	1	0	218.1	168	77	71	12	10	52	224	9	1	.212

* League leader

Tied for league lead

FASSNACHT, NATHANIEL GEORGE (Nate)... INF... B-T: R-R... HT: 5-10; WT: 205... BORN: January 5, 1998, Ephrata, PA... RESIDES: Ephrata... HOW OBTAINED: Selected by Phillies in 8th round of June 2019 draft... SIGNED BY: Connor Betbeze... EDUCATION: Attended George Washington University (DC)... 2016 graduate of Ephrata Area HS... MISC: During his junior season at GW in 2019, was named Atlantic 10 Player of the Year.

2020: Participated in Florida Instructional League... 2019: Began professional career with Williamsport (A)... Defensively, made starts at 2nd base (16), 3rd base (8) and SS (12)... Participated in FIL.

YEAR	CLUB	AVG	G	AB	R	H	2B	3B	HR	RBI	SH	SF	HP	BB	SO	SB	CS	OBP	SLG	OPS	E
2019	Williamsport	.227	45	150	22	34	8	1	2	17	0	0	3	18	42	6	2	.322	.333	.655	12
2020	Did not play																				
Minors Totals		.227	45	150	22	34	8	1	2	17	0	0	3	18	42	6	2	.322	.333	.655	12

FITCH, COLBY... C... B-T: L-R... HT: 5-10; WT: 215... BORN: July 27, 1995, Sacramento, CA... RESIDES: Thompson's Station, TN... HOW OBTAINED: Selected by Phillies in 13th round of June 2017 draft... SIGNED BY: Timi Moni... EDUCATION: Attended University of Louisville (KY)... 2014 graduate of Hickman HS (MO).

2020: Played for Adelaide in the Australian Baseball League... 2019: Played for Clearwater (A)... Caught 8 runners in 24 SB attempts (33.3%)... Posted a .994 fielding percentage in 17 games (16 starts) at catcher... Was on the IL, 6/13-end of season, with left knee inflammation... 2018: Spent entire season with Lakewood (A)... Was on the IL, 5/12-20 (left knee strain), and 6/7-15 (right great turf toe)... Hit .299 (20-67) with RISP... Caught 9 of 33 (27.3%) runners attempting to steal... Posted a .996 fielding percentage in 27 games at catcher... Made his professional pitching debut, 9/3 vs Delmarva (0.2 IP, SO)... 2017: Began professional career with Williamsport (A)... Hit safely in his first 8 games (.500 AVG, 13-26)... Homered in consecutive games, 7/20-21... Promoted to Lakewood on 8/1 for remainder of season... Caught 8 runners in 23 stolen base attempts (34.8%) with Lakewood... Participated in Florida Instructional League.

YEAR	CLUB	AVG	G	AB	R	H	2B	3B	HR	RBI	SH	SF	HP	BB	SO	SB	CS	OBP	SLG	OPS	E
2017	Williamsport	.350	12	40	8	14	2	0	2	7	0	1	4	3	6	1	0	.438	.550	.988	1
	Lakewood	.217	22	69	12	15	2	0	2	5	0	0	2	16	17	0	0	.379	.333	.712	0
2018	Lakewood	.236	77	254	39	60	14	3	5	28	1	2	6	40	86	0	2	.351	.374	.725	1
2019	Clearwater	.224	27	85	15	19	4	1	0	9	0	2	4	15	20	3	0	.358	.294	.653	1
2020	Did not play																				
Minors Totals		.241	138	448	74	108	22	4	9	49	1	5	16	74	129	4	2	.365	.368	.733	3

FLORES, WILFREDO... INF... B-T: S-R... HT: 5-10; WT: 195... BORN: May 14, 2000, Santo Domingo Centro, DR... RESIDES: Santo Domingo Este... HOW OBTAINED: Signed by Phillies as an amateur free agent, 5/8/18... SIGNED BY: Carlos Salas and Luis García.

2020: Participated in Florida Instructional League... 2019: Spent entire season with Gulf Coast League Phillies East (R)... Batted .516 (16-31) against LHP... Recorded consecutive 4-hit games, 7/2-3... Defensively, made starts at 2nd base (9), 3rd base (7), SS (1) and in LF (11)... Participated in FIL... 2018: Began professional career with Dominican Summer League Phillies Red (R)... Ranked T-8th in the DSL in hits... Hit .333 (61-183), 10 2B and 2 3B against RHP... Batted .391 (9-23) with RISP and 2 outs.

YEAR	CLUB	AVG	G	AB	R	H	2B	3B	HR	RBI	SH	SF	HP	BB	SO	SB	CS	OBP	SLG	OPS	E
2018	DSL Phillies-R	.320	62	228	35	73	12	2	0	21	2	1	5	24	48	18	11	.395	.390	.786	12
2019	GCL Phillies-E	.342	32	120	20	41	6	2	0	11	4	1	1	4	16	9	4	.365	.425	.790	9
2020	Did not play																				
Minors Totals		.328	94	348	55	114	18	4	0	32	6	2	6	28	64	27	15	.385	.402	.788	21

FLORES, YEMAL MANUEL... OF... B-T: R-R... HT: 5-11; WT: 206... BORN: November 22, 2003, San Isidro, DR... RESIDES: San Isidro... HOW OBTAINED: Signed by Phillies as an amateur free agent, 1/15/21... SIGNED BY: Carlos Salas and Luis García.

FOWLER, JORDAN SCOTT... LHP... B-T: L-L... HT: 6-3; WT: 175... BORN: March 9, 1999, Union City, TN... RESIDES: Union City... HOW OBTAINED: Signed by Phillies as a non-drafted free agent, 6/14/20... SIGNED BY: Justin Munson... EDUCATION: Attended University of Central Missouri and University of Mississippi... 2017 graduate of Dyer County HS (TN)... MISC: Originally selected by TEX in 26th round of June 2017 draft, but did not sign... In 2018 at Ole Miss, was selected as a Freshman All-American by Collegiate Baseball and the National Collegiate Baseball Writers Association.

2020: Participated in Florida Instructional League.

FRANCISCO, CARLOS ANTONIO... RHP... B-T: R-R... HT: 6-3; WT: 218... BORN: July 2, 1999, Bayamon, PR... RESIDES: Orlando, FL... HOW OBTAINED: Selected by Phillies in 28th round of June 2019 draft... SIGNED BY: Jeff Zona Jr... EDUCATION: 2019 graduate of Hillsborough CC (FL)... 2017 graduate of Oak Ridge HS (FL).

2020: Did not pitch... 2019: Began professional career with Gulf Coast League Phillies East (R)... Participated in Florida Instructional League.

YEAR	CLUB	W-L	ERA	G	GS	CG	SHO	SV	IP	H	R	ER	HR	HB	BB	SO	WP	BK	AVG
2019	GCL Phillies-E	3-2	3.68	14	0	0	0	0	22.0	24	11	9	0	3	3	19	4	0	.276
2020	Did not pitch																		
Minors Totals		3-2	3.68	14	0	0	0	0	22.0	24	11	9	0	3	3	19	4	0	.276

FRANCISCO, CARLOS MANUEL... RHP... B-T: R-R... HT: 6-2; WT: 218... BORN: March 28, 1998, Esperanza, DR... RESIDES: Esperanza... HOW OBTAINED: Signed by Phillies as an amateur free agent, 4/19/17... SIGNED BY: Andrés Hiraldo.

2020: Did not pitch... 2019: Pitched for Williamsport (A)... 2018: Spent entire season with Gulf Coast League Phillies East (R)... 2017: Began professional career with Dominican Summer League Phillies White (R)... Earned first pro win, 7/26 at DSL Mets-2 (gm 2)... Posted a 1.35 ERA (5 ER, 33.1 IP) in his final 6 starts... Participated in Florida Instructional League.

YEAR	CLUB	W-L	ERA	G	GS	CG	SHO	SV	IP	H	R	ER	HR	HB	BB	SO	WP	BK	AVG
2017	DSL Phillies-W	1-5	2.70	12	11	0	0	0	50.0	46	27	15	0	3	20	41	7	2	.247
2018	GCL Phillies-E	2-4	6.51	11	8	0	0	0	37.1	45	29	27	1	4	18	41	3	1	.302
2019	Williamsport	0-2	6.94	9	5	0	0	0	23.1	34	21	18	2	1	12	18	1	0	.337
2020	Did not pitch																		
Minors Totals		3-11	4.88	32	24	0	0	0	110.2	125	77	60	3	8	50	100	11	3	.287

FRANCISCO, FREDDY JUNIOR... C... B-T: R-R... HT: 5-10; WT: 205... BORN: February 7, 2001, Esperanza, DR... RESIDES: Esperanza... HOW OBTAINED: Signed by Phillies as an amateur free agent, 5/3/18... SIGNED BY: Carlos Salas and Andrés Hiraldo.

2020: Did not play... 2019: Played for Gulf Coast League Phillies West (R)... Participated in Florida Instructional League... 2018: Began professional career with Dominican Summer League Phillies Red (R)... Caught 21 of 56 (37.5%) runners attempting to steal... Made 24 starts at catcher and 9 at 1st base... Participated in FIL.

YEAR	CLUB	AVG	G	AB	R	H	2B	3B	HR	RBI	SH	SF	HP	BB	SO	SB	CS	OBP	SLG	OPS	E
2018	DSL Phillies-R	.287	46	167	24	48	11	3	0	18	0	1	1	16	26	10	1	.351	.389	.741	6
2019	GCL Phillies-W	.276	13	29	6	8	4	0	1	5	0	0	0	2	5	0	0	.323	.517	.840	0
2020	Did not play																				
Minors Totals		.286	59	196	30	56	15	3	1	23	0	1	1	18	31	10	1	.347	.408	.755	6

FRISCIA, VITO JOSEPH... C/1B... B-T: R-R... HT: 6-3; WT: 250... BORN: December 19, 1996, Bethpage, NY... RESIDES: Valley Stream, NY... HOW OBTAINED: Selected by Phillies in 40th round of June 2019 draft... SIGNED BY: Alex Agostino... EDUCATION: 2019 graduate of Hofstra University (NY)... 2015 graduate of Valley Stream Central HS.

2020: Did not play... 2019: Began professional career with Gulf Coast League Phillies East (R)... Defensively, made 25 starts at 1st base and 15 at catcher... Slashed .333/.418/.464 in 20 August games.

YEAR	CLUB	AVG	G	AB	R	H	2B	3B	HR	RBI	SH	SF	HP	BB	SO	SB	CS	OBP	SLG	OPS	E
2019	GCL Phillies-E	.275	43	142	19	39	9	1	3	18	0	3	1	19	33	1	0	.358	.415	.773	1
2020	Did not play																				
Minors Totals		.275	43	142	19	39	9	1	3	18	0	3	1	19	33	1	0	.358	.415	.773	1

FUENMAYOR, JAVIER ANTONIO... RHP... B-T: R-R... HT: 6-2; WT: 205... BORN: January 20, 2003, Maracaibo, VZ... RESIDES: Maracaibo... HOW OBTAINED: Signed by Phillies as an amateur free agent, 8/2/19... SIGNED BY: Rafael Álvarez and Elvis García.

2020: Did not pitch.

GAMBOA, ARQUÍMEDES JOSÉ... INF... B-T: S-R... HT: 6-0; WT: 190... BORN: September 23, 1997, Güiría, VZ... RESIDES: Güiría... HOW OBTAINED: Signed by Phillies as an amateur free agent, 7/17/14... SIGNED BY: Carlos Salas.

2020: Hit .286 (4-14) with a .921 OPS in 19 plate appearances over 12 spring training games with the Phillies... 2019: Spent entire season with Reading (AA)... Was 1 of only 3 players in the Eastern League with 20 SB and 50 walks... Finished T-10th in the EL in triples... Posted a .349 OBP in 21 games during May and a .348 OBP in 26 games in July... Rated as the best defensive infielder in the Phillies system by *Baseball America*... 2018: Spent entire season with Clearwater (A)... Named a Florida State League midseason All-Star and started the ASG at SS... Led all qualifying SS in the FSL with a .971 fielding percentage... Finished 9th in the FSL in at-bats... Named Phillies Minor League Player of the Week, 4/16-22... Hit .257 with a .345 OBP before the All-Star break (226 AB) and .167 with a .258 OBP after the break (204 AB)... Hit leadoff in 70 of his 114 total games... Slashed .333/.467/.500 with 9 RBI in 15 plate appearances with the bases loaded... Following the season, played for Scottsdale in the Arizona Fall League... 2017: Spent entire season with Lakewood (A)... Was on the IL from 4/12-5/24 (right hamstring strain)... Named Phillies Minor League Defender of the Month for July... Named Phillies Minor League Player of the Week twice (8/21-27 and 8/28-9/4)... Ended season riding a 14-game hitting streak (.418 AVG, 23-55), which began on 8/19... Hit .304 (17-56) with RISP... Participated in Florida Instructional League... 2016: Spent entire season with Williamsport (A)... Had a season-high 4 hits, 7/18 vs West Virginia... Participated in FIL... 2015: Began pro career with Gulf Coast League Phillies (R)... Participated in FIL... 2014: Participated in FIL.

YEAR	CLUB	AVG	G	AB	R	H	2B	3B	HR	RBI	SH	SF	HP	BB	SO	SB	CS	OBP	SLG	OPS	E
2015	GCL Phillies	.189	50	190	23	36	7	3	0	16	0	0	1	15	50	8	2	.252	.258	.510	9
2016	Williamsport	.200	35	130	15	26	6	0	2	15	5	2	1	9	28	5	1	.254	.292	.546	16
2017	Lakewood	.261	79	307	44	80	12	3	6	29	5	5	0	33	52	8	0	.328	.378	.706	14
2018	Clearwater	.214	114	434	49	93	14	4	2	37	3	3	4	53	111	6	4	.304	.279	.582	12
2019	Reading	.188	113	356	35	67	10	5	3	28	4	1	1	59	112	21	8	.305	.270	.574	9
2020	Did not play																				
Minors Totals		.213	391	1417	166	302	49	15	13	125	17	11	7	169	353	48	15	.298	.296	.594	60

GARCÍA, JORGE ADAN... OF... B-T: L-R... HT: 5-11; WT: 145... BORN: February 6, 2004, Penonomé, Panama... RESIDES: Penonomé... HOW OBTAINED: Signed by Phillies as an amateur free agent, 1/21/21... SIGNED BY: Abdiel Ramos.

GARCÍA, YHOSWAR FRANCISCO... OF... B-T: R-R... HT: 6-0; WT: 165... BORN: September 13, 2001, Guatire, VZ... RESIDES: Porlamar, VZ... HOW OBTAINED: Signed by Phillies as an amateur free agent, 3/14/20... SIGNED BY: Ebert Velásquez.

2020: Played for La Guaira in the Venezuelan Winter League... Following the season, was ranked as the No. 7 prospect in the Phillies minor league system by *Baseball America*.

GARIBALDI, JESUS ALEXIS... LHP... B-T: L-L... HT: 6-4; WT: 195... BORN: March 19, 2004, Guasave, MX... RESIDES: Guasave... HOW OBTAINED: Signed by Phillies as an amateur free agent, 1/30/21... SIGNED BY: Oneri Fleita and Charlie Gastelum.

GARRIDO, MAIKEL RAFAEL... LHP... B-T: L-L... HT: 6-3; WT: 220... BORN: January 24, 2000, Tucacas, VZ... RESIDES: Tucacas... HOW OBTAINED: Signed by Phillies as an amateur free agent, 3/5/18... SIGNED BY: Rómulo Oliveros.

2020: Participated in Florida Instructional League... 2019: Spent entire season with Gulf Coast League Phillies East (R)... Participated in FIL... 2018: Began professional career with Dominican Summer League Phillies White (R)... Participated in FIL.

YEAR	CLUB	W-L	ERA	G	GS	CG	SHO	SV	IP	H	R	ER	HR	HB	BB	SO	WP	BK	AVG
2018	DSL Phillies-W	0-2	5.14	5	0	0	0	1	7.0	5	4	4	0	0	5	4	1	1	.200
2019	GCL Phillies-E	2-1	7.31	15	0	0	0	0	16.0	11	14	13	1	2	26	19	6	0	.193
2020	Did not pitch																		
Minors Totals		2-3	6.65	20	0	0	0	1	23.0	16	18	17	1	2	31	23	7	1	.195

GESSNER, JOSHUA HUGH (Josh)... RHP... B-T: R-R... HT: 6-1; WT: 210... BORN: June 25, 2000, Midland, TX... RESIDES: Sydney, Australia... HOW OBTAINED: Signed by Phillies as an amateur free agent, 6/11/19... SIGNED BY: Howard Norsetter.

2020: Did not pitch... 2019: Was on the restricted list, 6/11-7/16... Began professional career with Gulf Coast League Phillies West (R)... Participated in Florida Instructional League.

YEAR	CLUB	W-L	ERA	G	GS	CG	SHO	SV	IP	H	R	ER	HR	HB	BB	SO	WP	BK	AVG
2019	GCL Phillies-W	1-0	2.84	6	3	0	0	0	12.2	7	4	4	0	2	7	17	5	0	.152
2020	Did not pitch																		
Minors Totals		1-0	2.84	6	3	0	0	0	12.2	7	4	4	0	2	7	17	5	0	.152

GHERBAZ, WILSON DANIEL... RHP... B-T: R-R... HT: 6-2; WT: 215... BORN: September 30, 2000, Guatire, VZ... RESIDES: Charallave, VZ... HOW OBTAINED: Signed by Phillies as an amateur free agent, 7/2/18... SIGNED BY: Rafael Álvarez and Ebert Velásquez.

2020: Did not pitch... 2019: Began professional career with Dominican Summer League Phillies Red (R)... Ranked T-5th among DSL pitchers in games started.

YEAR	CLUB	W-L	ERA	G	GS	CG	SHO	SV	IP	H	R	ER	HR	HB	BB	SO	WP	BK	AVG
2019	DSL Phillies-R	1-3	4.10	14	14	0	0	0	48.1	44	28	22	3	3	32	44	10	0	.240
2020	Did not pitch																		
Minors Totals		1-3	4.10	14	14	0	0	0	48.1	44	28	22	3	3	32	44	10	0	.240

GIL, REIBERTH LEONEL... OF... B-T: R-R... HT: 6-0; WT: 165... BORN: April 9, 2002, Barquisimeto, VZ... RESIDES: Barquisimeto... HOW OBTAINED: Signed by Phillies as an amateur free agent, 7/2/18... SIGNED BY: Rafael Álvarez and Rómulo Oliveros.

2020: Did not play... 2019: Began professional career with Dominican Summer League Phillies White (R)... Made starts at each outfield position.

YEAR	CLUB	AVG	G	AB	R	H	2B	3B	HR	RBI	SH	SF	HP	BB	SO	SB	CS	OBP	SLG	OPS	E
2019	DSL Phillies-W	.193	28	83	6	16	1	0	0	3	2	1	1	9	28	5	2	.277	.205	.481	1
2020	Did not play																				
Minors Totals		.193	28	83	6	16	1	0	0	3	2	1	1	9	28	5	2	.277	.205	.481	1

GLOGOSKI, KYLE JACKSON... RHP... B-T: R-R... HT: 6-3; WT: 212... BORN: January 6, 1999, Auckland, New Zealand... RESIDES: Auckland... HOW OBTAINED: Signed by Phillies as an amateur free agent, 1/4/18... SIGNED BY: Howard Norsetter... MISC: Pitched for New Zealand in 2014 World Baseball Softball Confederation World Championship in Mexico... Was youngest player on New Zealand Diamond Blacks men's national team in 2016 World Baseball Classic qualifiers.

GLOGOSKI (continued)

2020: Did not pitch... **2019:** Selected as a South Atlantic League midseason All-Star... Earned the win for North Division team in SAL All-Star Game... Named Phillies Minor League Pitcher of the Month for May... Was twice chosen as Phillies Minor League Pitcher of the Week: 5/20-26 and 6/17-23 (co-pitcher)... Was the starter in a combined no-hitter, 6/22 vs Daytona: W, 5.0 IP, 2 BB, 5 SO... Did not allow more than 2 ER in any of his 19 games (14 starts) with Lakewood (A) and Clearwater (A)... Posted a 1.68 ERA, 0.98 WHIP and held opponents to a .179 AVG across both levels... Averaged 10.08 SO/9.0 IP... Following the season, pitched for Auckland in the ABL... **2018:** Spent entire season with Gulf Coast League Phillies West (R)... Ranked T-6th in the GCL in SO... Averaged 10.85 SO/9.0 IP... Held opponents to a .146 AVG (6-41) with RISP... Participated in Florida Instructional League... Following the season, pitched for Auckland in the ABL... **2017:** Pitched for Sydney in the ABL.

YEAR	CLUB	W-L	ERA	G	GS	CG	SHO	SV	IP	H	R	ER	HR	HB	BB	SO	WP	BK	AVG
2018	GCL Phillies-W	4-0	2.31	10	8	0	0	0	39.0	30	10	10	2	2	11	47	2	0	.204
2019	Lakewood	3-1	1.30	8	3	0	0	0	27.2	14	6	4	1	1	8	45	0	0	.144
	Clearwater	2-2	1.88	11	11	0	0	0	52.2	37	13	11	2	5	20	45	2	0	.197
2020	Did not pitch																		
Minors Totals		9-3	1.89	29	22	0	0	0	119.1	81	29	25	5	8	39	137	4	0	.188

GÓMEZ, LUIS DAVID ... RHP ... B-T: R-R... HT: 6-0; WT: 205... BORN: May 14, 2001, Santa Teresa del Tuy, VZ... RESIDES: Santa Teresa del Tuy... HOW OBTAINED: Signed by Phillies as an amateur free agent, 7/14/17... SIGNED BY: Carlos Salas.

2020: Did not pitch... **2019:** Spent entire season with Dominican Summer League Phillies White (R)... Limited LHH to a .185 AVG (5-27) with 0 XBH... **2018:** Began professional career with DSL Phillies Red (R)... Transferred to DSL Phillies White on 6/20 for remainder of season... Held LHH to a .069 AVG (2-29)... Combined to post a 0.92 WHIP.

YEAR	CLUB	W-L	ERA	G	GS	CG	SHO	SV	IP	H	R	ER	HR	HB	BB	SO	WP	BK	AVG
2018	DSL Phillies-R	0-0	5.79	5	0	0	0	0	4.2	4	5	3	0	0	5	5	3	0	.211
	DSL Phillies-W	2-0	1.40	4	3	0	0	0	19.1	9	3	3	0	0	4	11	1	0	.134
	DSL Combined	2-0	2.25	9	3	0	0	0	24.0	13	8	6	0	0	9	16	4	0	.151
2019	DSL Phillies-W	4-0	2.31	8	0	0	0	1	23.1	17	6	6	0	1	7	12	3	0	.207
2020	Did not pitch																		
Minors Totals		6-0	2.28	17	3	0	0	1	47.1	30	14	12	0	1	16	28	7	0	.179

GONZÁLEZ, DIEGO ANDRES ... INF ... B-T: R-R... HT: 5-11; WT: 185... BORN: June 7, 2003, Barquisimeto, VZ... RESIDES: Barquisimeto... HOW OBTAINED: Signed by Phillies as an amateur free agent, 7/2/19... SIGNED BY: Rafael Álvarez and Franklin Rojas.

2020: Did not play.

GONZÁLEZ, ÓSCAR EDUARDO ... C/1B ... B-T: R-R... HT: 5-10; WT: 240... BORN: November 21, 2000, Yaritagua, VZ... RESIDES: Yaritagua... HOW OBTAINED: Signed by Phillies as an amateur free agent, 7/2/17... SIGNED BY: Rómulo Oliveros.

2020: Did not play... **2019:** Spent entire season with Dominican Summer League Phillies Red (R)... Defensively, made starts at 1st base (29) and catcher (28)... Caught 22 runners in 53 SB attempts (41.5%)... **2018:** Began professional career with DSL Phillies White... Caught 20 of 46 (43.5%) runners attempting to steal... Defensively, made starts at 1st base (44), catcher (18), 3rd base (1) and in LF (1).

YEAR	CLUB	AVG	G	AB	R	H	2B	3B	HR	RBI	SH	SF	HP	BB	SO	SB	CS	OBP	SLG	OPS	E
2018	DSL Phillies-W	.216	70	250	29	54	8	2	1	32	1	2	5	24	37	2	3	.295	.276	.571	6
2019	DSL Phillies-R	.263	59	209	24	55	5	2	1	29	1	3	5	23	36	5	4	.346	.321	.666	6
2020	Did not play																				
Minors Totals		.237	129	459	53	109	13	4	2	61	2	5	10	47	73	7	7	.319	.296	.615	12

GOWDY, KEVIN R ... RHP ... B-T: R-R... HT: 6-3; WT: 195... BORN: November 16, 1997, Santa Barbara, CA... RESIDES: Bend, OR... HOW OBTAINED: Selected by Phillies in 2nd round of June 2016 draft... SIGNED BY: Shane Bowers... EDUCATION: 2016 graduate of Santa Barbara HS... MISC: Won a gold medal with U.S. National Team in 2015 World Baseball Softball Confederation U-18 Baseball World Cup in Japan.

2020: Did not pitch... **2019:** Spent entire season with Lakewood (A)... Posted a 1.84 ERA (3 ER, 14.2 IP) in his first 4 starts... Posted a 3.04 ERA (8 ER, 23.2 IP) in 8 appearances as a reliever... **2018:** Did not pitch (right elbow ulnar collateral ligament injury)... **2017:** Did not pitch after undergoing Tommy John surgery... **2016:** Began professional career with Gulf Coast League Phillies (R)... Participated in Florida Instructional League.

YEAR	CLUB	W-L	ERA	G	GS	CG	SHO	SV	IP	H	R	ER	HR	HB	BB	SO	WP	BK	AVG
2016	GCL Phillies	0-1	4.00	4	4	0	0	0	9.0	9	5	4	0	1	2	9	0	0	.231
2017	Injured - Did not pitch																		
2018	Injured - Did not pitch																		
2019	Lakewood	0-6	4.68	24	16	0	0	0	77.0	83	46	40	4	3	51	53	8	1	.281
2020	Did not pitch																		
Minors Totals		0-7	4.60	28	20	0	0	0	86.0	92	51	44	4	4	53	62	8	1	.275

SCOUTING & PLAYER DEV.

GOZZO, SALVATORE PHILLIP (Sal)... INF... B-T: S-R... HT: 6-0; WT: 195... BORN: March 29, 1998, Memphis, TN... RESIDES: Berlin, CT... HOW OBTAINED: Signed by Phillies as a non-drafted free agent, 6/11/19... SIGNED BY: Mike Stauffer... EDUCATION: Attended Tulane University (LA)... 2016 graduate of Mark T. Sheehan HS (CT)... PERSONAL: His father, Mauro, pitched in parts of 6 seasons in the majors for TOR, CLE, MIN and NYM.

2020: Did not play... 2019: Began professional career with Gulf Coast League Phillies West (R)... Did not commit an error at 2nd base (8 starts), 3rd base (3 starts) and SS (24 starts).

YEAR	CLUB	AVG	G	AB	R	H	2B	3B	HR	RBI	SH	SF	HP	BB	SO	SB	CS	OBP	SLG	OPS	E
2019	GCL Phillies-W	.186	39	129	19	24	5	2	1	14	0	0	1	22	29	5	0	.309	.279	.588	0
2020	Did not play																				
Minors Totals		.186	39	129	19	24	5	2	1	14	0	0	1	22	29	5	0	.309	.279	.588	0

GRATEROL, ENYER GABRIEL... INF... B-T: S-R... HT: 5-10; WT: 160... BORN: January 18, 2003, Caracas, VZ... RESIDES: Caracas... HOW OBTAINED: Signed by Phillies as an amateur free agent, 7/2/19... SIGNED BY: Rafael Álvarez and Ubaldo Heredia.

2020: Did not play.

GREENWALT, KEATON HAZE... OF... B-T: R-R... HT: 6-3; WT: 230... BORN: November 23, 1997, Clovis, NM... RESIDES: Lubbock, TX... HOW OBTAINED: Selected by Phillies in 20th round of June 2019 draft... SIGNED BY: Ralph Garr Jr... EDUCATION: Attended Lubbock Christian University... 2016 graduate of Clovis HS.

2020: Did not play... 2019: Began professional career with Gulf Coast League Phillies West (R)... Participated in Florida Instructional League.

YEAR	CLUB	AVG	G	AB	R	H	2B	3B	HR	RBI	SH	SF	HP	BB	SO	SB	CS	OBP	SLG	OPS	E
2019	GCL Phillies-W	.260	45	169	23	44	13	1	5	22	0	2	1	8	26	4	2	.294	.438	.732	2
2020	Did not play																				
Minors Totals		.260	45	169	23	44	13	1	5	22	0	2	1	8	26	4	2	.294	.438	.732	2

GUEVARA, JHORJAN JOSÉ... OF... B-T: R-R... HT: 6-1; WT: 180... BORN: May 19, 2002, El Tigre, VZ... RESIDES: El Tigre... HOW OBTAINED: Signed by Phillies as an amateur free agent, 6/13/19... SIGNED BY: Jesús Méndez, Rafael Álvarez and Ebert Velásquez.

2020: Did not play... 2019: Was on the restricted list, 6/13-8/15... Did not play.

GUTHRIE, DALTON... INF... B-T: R-R... HT: 5-11; WT: 195... BORN: December 23, 1995, Sarasota, FL... RESIDES: Sarasota... HOW OBTAINED: Selected by Phillies in 6th round of June 2017 draft... SIGNED BY: Alan Marr... EDUCATION: Attended University of Florida... 2014 graduate of Venice HS (FL)... MISC: Originally selected by MIN in 40th round of June 2014 draft, but did not sign... Prior to his junior season at UF in 2017, was named to the Golden Spikes Award watch list... PERSONAL: Is the son of former ML pitcher Mark Guthrie.

2020: Appeared in 3 spring training games with the Phillies... 2019: Spent entire season with Clearwater (A)... Defensively, made starts at 2nd base (35), 3rd base (11) and SS (40)... Posted a .987 fielding percentage at 2nd base... Named Phillies Minor League Co-Defender of the Month for August... Batted .273 in 58 games following the All-Star break after hitting .193 in 30 games prior to the break... 2018: Began season with Lakewood (A), where he played the majority of the year... Was on the IL, 6/11-7/4, with a back strain; included rehab assignments at Gulf Coast League Phillies East (R) and GCL Phillies West... Defensively, made starts at 2nd base (34), 3rd base (33) and SS (22) for Lakewood... Overall, in 38 games (all starts) at 2nd base across both levels, had a 1.000 fielding percentage (153 total chances)... Homered in consecutive games, 8/29 (gm 2)-30... 2017: Began professional career with GCL Phillies... His first pro hit was a HR, 8/16 vs GCL Blue Jays... Participated in Florida Instructional League.

YEAR	CLUB	AVG	G	AB	R	H	2B	3B	HR	RBI	SH	SF	HP	BB	SO	SB	CS	OBP	SLG	OPS	E
2017	GCL Phillies	.182	9	22	5	4	1	0	1	3	1	0	0	5	1	1	1	.333	.364	.697	1
2018	Lakewood	.241	91	307	42	74	16	0	5	30	6	7	6	21	56	3	6	.296	.342	.638	10
	GCL Phillies-E	.182	3	11	1	2	1	0	0	0	0	0	0	1	0	0	0	.182	.273	.455	0
	GCL Phillies-W	.500	1	2	0	1	0	0	0	2	0	1	0	0	0	0	0	.333	.500	.833	0
2019	Clearwater	.243	88	301	39	73	16	4	4	22	4	2	5	13	51	6	2	.283	.362	.646	9
2020	Did not play																				
Minors Totals		.240	192	643	87	154	34	4	10	57	11	10	11	39	109	10	9	.290	.351	.642	20

GUTIÉRREZ, ABRAHÁN ALBERTO... C... B-T: R-R... HT: 6-1; WT: 230... BORN: October 31, 1999, Caracas, VZ... RESIDES: Charallave, VZ... HOW OBTAINED: Signed by Phillies as a minor league free agent, 12/21/17; originally signed by ATL as an amateur free agent, 7/2/16 (later voided)... SIGNED BY: Carlos Salas.

2020: Did not play... 2019: Spent entire season with Lakewood (A)... Caught 24 runners in 81 SB attempts (29.6%)... Made 62 starts at catcher... Batted .338 (27-80) with an .854 OPS against LHP... Had 2 IL stints: 5/24-6/7 and 7/3-10 (concussions)... 2018: Spent entire season with Gulf Coast League Phillies West (R)... Ranked T-5th in the GCL in RBI, 8th in AVG and 9th in hits... Led all GCL catchers in total chances (244) and putouts (224)... Caught 10 of 48 (20.8%) runners attempting to steal... His 17-game hitting streak (.370 AVG) from 6/28-7/25 was the 2nd-longest such streak in the GCL... Hit .378 (14-37) against LHP... Participated in Florida Instructional League... 2017: Began professional career with GCL Braves (R)... Caught 18 of 48 attempted base stealers (37.5%)... Slugged first pro HR, 8/28 at GCL Pirates.

GUTIÉRREZ (continued)

YEAR	CLUB	AVG	G	AB	R	H	2B	3B	HR	RBI	SH	SF	HP	BB	SO	SB	CS	OBP	SLG	OPS	E
2017	GCL Braves	.264	35	129	15	34	9	0	1	12	0	1	1	10	21	0	0	.319	.357	.676	3
2018	GCL Phillies-W	.315	41	162	24	51	10	1	1	30	0	2	3	10	16	2	2	.362	.407	.769	3
2019	Lakewood	.246	83	289	23	71	9	0	4	27	0	3	2	28	62	3	1	.314	.318	.632	8
2020	Did not play																				
Minors Totals		.269	159	580	62	156	28	1	6	69	0	6	6	48	99	5	3	.328	.352	.680	14

GUZMÁN, JONATHAN... INF... B-T: R-R... **HT:** 6-0; **WT:** 200... **BORN:** August 17, 1999, Esperanza, DR... **RESIDES:** Esperanza... **HOW OBTAINED:** Signed by Phillies as an amateur free agent, 8/17/15... **SIGNED BY:** Carlos Salas.

2020: Participated in Florida Instructional League... Played for Escogido in the Dominican Winter League... **2019:** Led all Phillies minor leaguers with 31 stolen bases... Ranked T-4th in the South Atlantic League in steals and was 9th in AB... Spent entire season with Lakewood (A)... Posted a 21-game on-base streak, 5/11-6/4 (longest such streak on Lakewood)... Named Phillies Minor League Player of the Week, 6/3-9... Defensively, made starts at 2nd base (54) and SS (67)... Posted a .983 fielding percentage at 2nd base (4 errors in 230 total chances)... Following the season, was rated as having the best infield arm in the Phillies minor league system by *Baseball America*... **2018:** Spent entire season with Williamsport (A)... Posted a .960 fielding percentage over 61 games (all starts) at SS... Finished 2nd on the club in games and T-2nd in runs scored... **2017:** Opened season with Clearwater (A)... Transferred to Williamsport, 5/25... Slugged first professional HR, 6/24 at Auburn... Transferred to Gulf Coast League Phillies (R) on 6/26 for remainder of season... Slashed .303/.352/.455 over 16 July games... Participated in FIL... **2016:** Began pro career with Dominican Summer League Phillies-1 (R)... Led team in AVG, hits, AB, doubles, games and total bases (83)... Had a 15-game hitting streak, 7/25-8/13... Participated in FIL.

YEAR	CLUB	AVG	G	AB	R	H	2B	3B	HR	RBI	SH	SF	HP	BB	SO	SB	CS	OBP	SLG	OPS	E
2016	DSL Phillies-1	.300	64	240	27	72	11	0	13	7	2	7	21	25	13	#13	.370	.346	.716	11	
2017	Clearwater	.000	1	3	0	0	0	0	0	0	0	0	0	3	0	0	.000	.000	.000	0	
	Williamsport	.263	6	19	2	5	0	0	1	2	0	0	4	3	0	1	.391	.421	.812	5	
	GCL Phillies	.248	38	153	17	38	4	2	1	13	1	0	11	24	5	1	.299	.320	.619	10	
2018	Williamsport	.210	62	243	28	51	7	1	2	14	2	3	1	10	61	3	4	.241	.272	.513	10
2019	Lakewood	.251	123	475	55	119	18	2	3	40	4	2	1	32	97	31	11	.298	.316	.614	14
2020	Did not play																				
Minors Totals		.252	294	1133	129	285	40	5	7	82	14	7	9	78	213	52	30	.303	.314	.617	50

Tied for league lead

HAYWARD, ANDREW HARRY (Buddy)... RHP... B-T: R-R... **HT:** 6-6; **WT:** 220... **BORN:** October 15, 1998, Plantation, FL... **RESIDES:** Plantation... **HOW OBTAINED:** Signed by Phillies as a non-drafted free agent, 6/19/20... **SIGNED BY:** Alex Agostino... **EDUCATION:** Attended Harvard University (MA)... 2017 graduate of NSU University School (FL).

2020: Did not pitch collegiately or professionally.

HEARN, HUNTER WADE... OF... B-T: R-R... **HT:** 6-1; **WT:** 205... **BORN:** October 30, 1996, Crosby, TX... **RESIDES:** Huntsville, TX... **HOW OBTAINED:** Selected by Phillies in 26th round of June 2019 draft... **SIGNED BY:** Will Brunson... **EDUCATION:** 2019 graduate of Sam Houston State University (TX)... 2015 graduate of Crosby HS.

2020: Did not play... **2019:** Began professional career with Williamsport (A)... Made starts at all OF positions, totaling 8 assists... Participated in Florida Instructional League.

YEAR	CLUB	AVG	G	AB	R	H	2B	3B	HR	RBI	SH	SF	HP	BB	SO	SB	CS	OBP	SLG	OPS	E
2019	Williamsport	.180	52	178	12	32	8	0	5	19	0	0	5	12	55	1	7	.251	.309	.560	2
2020	Did not play																				
Minors Totals		.180	52	178	12	32	8	0	5	19	0	0	5	12	55	1	7	.251	.309	.560	2

HENDRICKSON, JOSHUA PATRICK (Josh)... LHP... B-T: L-L... **HT:** 6-4; **WT:** 220... **BORN:** September 18, 1997, Ashford, Australia... **RESIDES:** Whitby, Australia... **HOW OBTAINED:** Selected by Phillies in 38th round of June 2019 draft... **SIGNED BY:** Mike Garcia... **EDUCATION:** Attended the University of San Diego (CA), Barton County CC (KS) and Ranger College (TX)... **MISC:** Originally selected by KC in 20th round of June 2018 draft, but did not sign.

2020: Did not pitch... **2019:** Began professional career with Gulf Coast League Phillies West (R)... Finished season with Lakewood (A)... Posted a 0.89 WHIP and averaged 10.70 SO/9.0 IP... Participated in Florida Instructional League... Following the season, pitched for Perth in the Australian Baseball League.

YEAR	CLUB	W-L	ERA	G	GS	CG	SHO	SV	IP	H	R	ER	HR	HB	BB	SO	WP	BK	AVG
2019	GCL Phillies-W	2-1	3.50	11	2	0	0	1	18.0	14	7	7	2	0	3	22	2	0	.212
	Lakewood	1-1	0.47	5	2	0	0	0	19.0	11	5	1	1	2	5	22	0	0	.175
2020	Did not pitch																		
Minors Totals		3-2	1.95	16	4	0	0	1	37.0	25	12	8	3	2	8	44	2	0	.194

HEREDIA, RAYLIN... **OF**... **B-T:** R-R... **HT:** 6-0; **WT:** 174... **BORN:** November 10, 2003, Santo Domingo Centro, DR... **RESIDES:** Santo Domingo Centro... **HOW OBTAINED:** Signed by Phillies as an amateur free agent, 1/15/21... **SIGNED BY:** Carlos Salas and Juan Feliciano.

HERNÁNDEZ, CRISTIAN GREGORIO... **RHP**... **B-T:** R-R... **HT:** 6-3; **WT:** 225... **BORN:** September 23, 2000, Cumaná, VZ... **RESIDES:** Cumaná... **HOW OBTAINED:** Signed by Phillies as an amateur free agent, 7/9/17... **SIGNED BY:** Ebert Velásquez.

2020: Participated in Florida Instructional League... **2019:** Did not pitch... Participated in FIL... **2018:** Named a Dominican Summer League All-Star... Began professional career with DSL Phillies Red (R)... Allowed 1 or 0 BB in 11 of his 13 starts... Averaged 1.43 BB/9.0 IP... Earned first pro win, 7/18 vs DSL Mets-1... Participated in FIL.

YEAR	CLUB	W-L	ERA	G	GS	CG	SHO	SV	IP	H	R	ER	HR	HB	BB	SO	WP	BK	AVG
2018	DSL Phillies-R	2-3	2.57	13	13	0	0	0	63.0	62	28	18	2	3	10	49	5	0	.250
2019	Did not pitch																		
2020	Did not pitch																		
Minors Totals		2-3	2.57	13	13	0	0	0	63.0	62	28	18	2	3	10	49	5	0	.250

HERNÁNDEZ, FERNANDO JESÚS... **INF**... **B-T:** R-R... **HT:** 5-8; **WT:** 170... **BORN:** March 30, 2003, Cabudare, VZ... **RESIDES:** Cabudare... **HOW OBTAINED:** Signed by Phillies as an amateur free agent, 7/2/19... **SIGNED BY:** Rafael Álvarez and Franklin Rojas.

2020: Did not play.

HERNÁNDEZ, JEAN CARLOS... **RHP**... **B-T:** R-R... **HT:** 6-1; **WT:** 205... **BORN:** October 22, 2002, Cristo Rey, DR... **RESIDES:** Cristo Rey... **HOW OBTAINED:** Signed by Phillies as an amateur free agent, 7/2/19... **SIGNED BY:** Carlos Salas and Juan Feliciano.

2020: Did not pitch.

HERRERA, JUAN DIEGO... **INF**... **B-T:** R-R... **HT:** 6-3; **WT:** 205... **BORN:** December 14, 1999, Mérida, VZ... **RESIDES:** San Cristóbal, VZ... **HOW OBTAINED:** Signed by Phillies as an amateur free agent, 7/27/16... **SIGNED BY:** Jesús Méndez.

2020: Did not play... **2019:** Spent third straight season with Dominican Summer League Phillies White (R)... Ranked 4th in the DSL in AB, T-4th in RBI, T-5th in games and T-9th in total bases (112)... Defensively, made starts at 1st base (12), 3rd base (49) and SS (5)... Participated in Florida Instructional League... **2018:** Spent entire season with DSL Phillies White... Collected a professional-high 5 hits, 7/9 at DSL Cardinals Red... Hit .386 (17-44) with a 1.119 OPS in 14 July games... Made 41 starts at 3rd base and 1 at 1st base... Participated in FIL... **2017:** Began pro career with DSL Phillies White... Slugged first pro HR, 8/23 at DSL Rojas (gm 2)... Hit .333 (8-24) against LHP.

YEAR	CLUB	AVG	G	AB	R	H	2B	3B	HR	RBI	SH	SF	HP	BB	SO	SB	CS	OBP	SLG	OPS	E
2017	DSL Phillies-W	.206	40	102	9	21	2	1	1	9	1	1	3	2	37	2	0	.241	.275	.515	4
2018	DSL Phillies-W	.278	45	151	23	42	9	3	1	17	0	0	2	10	38	5	2	.331	.397	.729	16
2019	DSL Phillies-W	.275	68	258	50	71	14	3	7	48	1	3	5	26	54	13	4	.349	.434	.783	11
2020	Did not play																				
Minors Totals		.262	153	511	82	134	25	7	9	74	2	4	10	38	129	20	6	.323	.391	.715	31

HEUREAUX, JULIO JOSÉ... **SS**... **B-T:** S-R... **HT:** 5-10; **WT:** 168... **BORN:** December 18, 2001, Baní, DR... **HOW OBTAINED:** Signed by Phillies as an amateur free agent, 1/15/21... **SIGNED BY:** Carlos Salas and Luis García.

HINCHLIFFE, CONNOR STEPHEN... **RHP**... **B-T:** R-R... **HT:** 6-1; **WT:** 205... **BORN:** August 21, 1996, Pottsville, PA... **RESIDES:** Pottsville... **HOW OBTAINED:** Signed by Phillies as a non-drafted free agent, 6/12/19... **SIGNED BY:** Connor Betze... **EDUCATION:** 2019 graduate of La Salle University (PA)... 2015 graduate of Pottsville Area HS.

2020: Did not pitch... **2019:** Began professional career with Gulf Coast League Phillies West (R)... Held opponents to 1 XBH (double) in 86 at-bats.

YEAR	CLUB	W-L	ERA	G	GS	CG	SHO	SV	IP	H	R	ER	HR	HB	BB	SO	WP	BK	AVG
2019	GCL Phillies-W	1-1	1.82	16	1	0	0	1	24.2	14	10	5	0	1	17	17	2	0	.163
2020	Did not pitch																		
Minors Totals		1-1	1.82	16	1	0	0	1	24.2	14	10	5	0	1	17	17	2	0	.163

HOLMES, JACOB CLARK (Jake)... INF... B-T: R-R... HT: 6-4; WT: 210... BORN: July 2, 1998, Phoenix, AZ... RESIDES: Phoenix... HOW OBTAINED: Selected by Phillies in 11th round of June 2017 draft... SIGNED BY: Brad Holland... EDUCATION: 2017 graduate of Pinnacle HS (AZ).

2020: Did not play... 2019: Began season with Lakewood (A)... Ended year with Williamsport (A)... Defensively, made starts at 1st base (27), 3rd base (45) and in LF (17)... 2018: Began season with Gulf Coast League Phillies East (R)... Opened the season with a 12-game hitting streak (.333 AVG)... Hit safely in 27 of his 31 games at the GCL level... Promoted to Williamsport on 8/3 for remainder of the season... Overall, batted .391 (25-64) against LHP... Defensively, made 49 starts at 3rd base... 2017: Began professional career with GCL Phillies... Slugged first 2 pro homers, 8/1 vs GCL Blue Jays... Collected 4 RBI, 8/10 vs GCL Tigers East... Hit .311 (14-45) in 13 road games... Participated in Florida Instructional League.

YEAR	CLUB	AVG	G	AB	R	H	2B	3B	HR	RBI	SH	SF	HP	BB	SO	SB	CS	OBP	SLG	OPS	E
2017	GCL Phillies	.252	32	107	19	27	5	0	2	14	1	1	2	11	17	5	1	.331	.355	.686	2
2018	GCL Phillies-E	.353	31	116	18	41	5	2	4	29	0	3	0	10	19	4	1	.395	.534	.930	6
	Williamsport	.252	29	103	11	26	2	0	0	9	1	0	2	10	23	3	2	.330	.272	.602	9
2019	Lakewood	.154	55	175	13	27	5	1	1	16	4	3	0	13	62	7	1	.209	.211	.421	4
	Williamsport	.247	44	146	14	36	3	0	0	21	1	3	1	19	36	11	4	.331	.267	.598	6
2020	Did not play																				
Minors Totals		.243	191	647	75	157	20	3	7	89	7	10	5	63	157	30	9	.310	.315	.626	27

HSU, CHI-LING... RHP... B-T: R-R... HT: 6-3; WT: 200... BORN: August 9, 1999, Linyuen, Taiwan... RESIDES: Linyuen... HOW OBTAINED: Signed by Phillies as an amateur free agent, 7/12/18... SIGNED BY: Youngster Wang.

2020: Did not pitch... 2019: Made his professional debut with Gulf Coast League Phillies East (R)... Missed almost entire season with a right elbow sprain.

YEAR	CLUB	W-L	ERA	G	GS	CG	SHO	SV	IP	H	R	ER	HR	HB	BB	SO	WP	BK	AVG
2019	GCL Phillies-E	0-1	40.50	1	1	0	0	0	0.2	1	3	3	1	0	3	0	0	0	.333
2020	Did not pitch																		
Minors Totals		0-1	40.50	1	1	0	0	0	0.2	1	3	3	1	0	3	0	0	0	.333

HUGHES, JONATHAN CORY... RHP... B-T: R-R... HT: 6-2; WT: 200... BORN: January 8, 1997, Decatur, GA... RESIDES: Flowery Branch, GA... HOW OBTAINED: Signed by Phillies as a non-drafted free agent, 6/15/20... SIGNED BY: Aaron Jersild... EDUCATION: 2020 graduate of Georgia Tech... 2015 graduate of Flowery Branch HS... MISC: Originally selected by BAL in 2nd round of June 2015 draft, but did not sign.

2020: Participated in Florida Instructional League.

IBARRA, NEYKER ALEJANDRO... LHP... B-T: L-L... HT: 6-0; WT: 225... BORN: March 30, 2002, Ocumare del Tuy, VZ... RESIDES: Santa Teresa del Tuy, VZ... HOW OBTAINED: Signed by Phillies as an amateur free agent, 7/2/18... SIGNED BY: Rafael Álvarez and Ebert Velásquez.

2020: Did not pitch... 2019: Began professional career with Dominican Summer League Phillies Red (R)... Posted a 1.41 ERA (5 ER, 32.0 IP) over his final 7 starts.

YEAR	CLUB	W-L	ERA	G	GS	CG	SHO	SV	IP	H	R	ER	HR	HB	BB	SO	WP	BK	AVG
2019	DSL Phillies-R	2-5	2.89	13	12	0	0	0	53.0	50	26	17	3	4	11	48	7	1	.244
2020	Did not pitch																		
Minors Totals		2-5	2.89	13	12	0	0	0	53.0	50	26	17	3	4	11	48	7	1	.244

ISER, HERBERT BERNARDO... C... B-T: L-R... HT: 6-2; WT: 220... BORN: December 14, 1997, Montego Bay, Jamaica... RESIDES: Houston, TX... HOW OBTAINED: Selected by Phillies in 23rd round of June 2019 draft... SIGNED BY: Ralph Garr Jr... EDUCATION: Attended Dallas Baptist University (TX) and San Jacinto College North (TX)... 2016 graduate of Osceola HS (FL)... MISC: Originally selected by BAL in 24th round of June 2018 draft, but did not sign.

2020: Participated in Florida Instructional League... 2019: Began professional career with Gulf Coast League Phillies West (R)... Promoted to Williamsport (A) on 7/3 for the remainder of the season... In 19 starts at catcher, caught 8 runners in 17 SB attempts (47.1%)... Also made 7 starts at 1st base... Participated in FIL.

YEAR	CLUB	AVG	G	AB	R	H	2B	3B	HR	RBI	SH	SF	HP	BB	SO	SB	CS	OBP	SLG	OPS	E
2019	GCL Phillies-W	.500	5	16	5	8	2	2	0	3	0	0	1	3	2	0	1	.600	.875	1.475	1
	Williamsport	.179	32	106	12	19	4	1	2	6	0	3	1	6	38	2	0	.224	.292	.517	5
2020	Did not play																				
Minors Totals		.221	37	122	17	27	6	3	2	9	0	3	2	9	40	2	1	.279	.369	.648	6

JACOBSAK, SAMUEL PEARSON (Sam)... RHP... B-T: R-R... HT: 6-4; WT: 195... BORN: June 11, 1998, Boston, MA... RESIDES: Milton, MA... HOW OBTAINED: Signed by Phillies as a non-drafted free agent, 6/14/20... SIGNED BY: Justin Morgenstern... EDUCATION: Attended Northeastern University (MA)... 2017 graduate of Milton HS... MISC: In a shortened 2020 collegiate season, posted a 3.65 ERA in 4 starts.

2020: Participated in Florida Instructional League.

JEFFERSON, DEMEDRICK LAMAR (DJ)... RHP... B-T: R-R... HT: 6-4; WT: 190... BORN: January 9, 2001, Las Vegas, NV... RESIDES: Las Vegas... HOW OBTAINED: Signed by Phillies as a non-drafted free agent, 7/9/19... SIGNED BY: Mike Garcia... EDUCATION: 2019 graduate of Desert Oasis HS (NV).

2020: Participated in Florida Instructional League... 2019: Made professional debut with Gulf Coast League Phillies East (R)... Participated in FIL.

YEAR	CLUB	W-L	ERA	G	GS	CG	SHO	SV	IP	H	R	ER	HR	HB	BB	SO	WP	BK	AVG
2019	GCL Phillies-E	0-1	1.69	5	1	0	0	0	10.2	7	2	2	1	1	4	7	0	0	.189
2020	Did not pitch																		
Minors Totals		0-1	1.69	5	1	0	0	0	10.2	7	2	2	1	1	4	7	0	0	.189

JEREZ, ALBERT JESÚS... INF... B-T: R-R... HT: 6-2; WT: 190... BORN: May 18, 2001, Acarigua, VZ... RESIDES: Acarigua... HOW OBTAINED: Signed by Phillies as an amateur free agent, 5/18/18... SIGNED BY: Rómulo Oliveros.

2020: Did not play... 2019: Spent his second straight season with Dominican Summer League Phillies White (R)... Defensively, made starts at 1st base, 2nd base, 3rd base and SS... Hit .293 (22-75) with RISP... 2018: Began professional career with DSL Phillies White... Primarily played SS, but also made appearances at 1st base, 2nd base and in RF.

YEAR	CLUB	AVG	G	AB	R	H	2B	3B	HR	RBI	SH	SF	HP	BB	SO	SB	CS	OBP	SLG	OPS	E
2018	DSL Phillies-W	.178	35	107	7	19	0	0	0	8	2	3	0	10	25	3	2	.242	.178	.419	13
2019	DSL Phillies-W	.263	63	213	24	56	9	3	3	32	3	0	10	16	47	11	9	.343	.376	.719	12
2020	Did not play																				
Minors Totals		.234	98	320	31	75	9	3	3	40	5	3	10	26	72	14	11	.309	.309	.619	25

JIMÉNEZ, ESTIBENZON JOSÉ... RHP... B-T: R-R... HT: 6-1; WT: 185... BORN: January 25, 2002, San Felipe, VZ... RESIDES: Yumare, VZ... HOW OBTAINED: Signed by Phillies as an amateur free agent, 11/27/19... SIGNED BY: Rafael Álvarez and William Mota.

2020: Did not pitch.

KILLGORE, KEYLAN RICHARD... LHP... B-T: L-L... HT: 6-3; WT: 200... BORN: September 30, 1996, Wichita, KS... RESIDES: Wichita... HOW OBTAINED: Selected by Phillies in 17th round of June 2018 draft... SIGNED BY: Justin Munson... EDUCATION: Attended Wichita State University (KS)... 2015 graduate of Heights HS (KS).

2020: Did not pitch... 2019: Selected as a Florida State League postseason All-Star... Led the FSL in saves... Spent the year with Clearwater (A)... Pitched in a combined no-hitter, 6/22 vs Daytona (1.0 IP, SO)... Named Phillies Minor League Co-Pitcher of the Week, 6/17-23... Posted a 2.08 ERA (6 ER, 26.0 IP) in 17 road games... Limited LHH to a .235 AVG (16-68) and a .265 SLG... 2018: Selected as a New York-Penn League All-Star... Ranked T-1st in the NYPL in saves... Began professional career with Williamsport (A)... Converted all 10 of his save opportunities... On 9/3, promoted to Lakewood (A), where he made 1 appearance before the end of the season... Combined to post a 0.70 WHIP and averaged 11.35 SO/9.0 IP... Across both levels, held RHH to a .120 AVG (6-50) and LHH to a .179 AVG (5-28).

YEAR	CLUB	W-L	ERA	G	GS	CG	SHO	SV	IP	H	R	ER	HR	HB	BB	SO	WP	BK	AVG
2018	Williamsport	0-0	0.81	14	0	0	0	#10	22.1	11	2	2	0	0	5	29	0	0	.145
	Lakewood	0-0	0.00	1	0	0	0	0	0.2	0	0	0	0	0	0	0	0	0	.000
2019	Clearwater	1-3	3.57	36	0	0	0	*11	53.0	46	22	21	4	0	25	61	2	0	.234
2020	Did not pitch																		
Minors Totals		1-3	2.72	51	0	0	0	21	76.0	57	24	23	4	0	30	90	2	0	.207

* League leader

Tied for league lead

KROON, MATTHEW JAMES (Matt)... INF... B-T: R-R... HT: 6-1; WT: 205... BORN: December 5, 1996, Scottsdale, AZ... RESIDES: Scottsdale... HOW OBTAINED: Selected by Phillies in 18th round of June 2018 draft... SIGNED BY: Brian Kohlscheen... EDUCATION: Attended Oklahoma State University, Central Arizona College and University of Oregon... 2015 graduate of Horizon HS (AZ)... MISC: Originally selected by CIN in 38th round of June 2015 draft and by the Phillies in 30th round of June 2017 draft, but did not sign... PERSONAL: His father, Marc, was a former ML pitcher for SD, CIN and COL.

2020: Did not play... 2019: Began season with Lakewood (A)... Promoted to Clearwater (A) on 5/23 for the remainder of the season... Hit safely in 9 of his first 10 games (.350 AVG) with Clearwater... Overall, made starts at 1st base (57), 3rd base (13), in LF (18) and RF (1)... Batted .310 (22-71) against LHP... 2018: Began professional career with Gulf Coast League Phillies West (R)... Promoted to Williamsport (A), 6/28... Led Williamsport in BB (24)... Slugged first pro grand slam, 8/26 vs Mahoning Valley... Overall, made starts defensively at 1st base, 2nd base, 3rd base and SS... Promoted to Lakewood, 9/4, but did not appear in a regular season game with the club... Appeared in 2 playoff games with Lakewood (pinch-runner)... Participated in Florida Instructional League.

KROON (continued)

YEAR	CLUB	AVG	G	AB	R	H	2B	3B	HR	RBI	SH	SF	HP	BB	SO	SB	CS	OBP	SLG	OPS	E
2018	GCL Phillies-W	.563	4	16	2	9	1	0	0	1	0	0	0	3	4	4	1	.632	.625	1.257	2
	Williamsport	.250	38	120	22	30	3	1	2	9	0	1	1	24	38	2	3	.377	.342	.718	0
2019	Lakewood	.268	37	138	19	37	6	1	1	12	0	1	1	12	46	8	4	.329	.348	.677	4
	Clearwater	.225	69	222	29	50	8	6	4	24	1	2	8	18	68	10	4	.304	.369	.673	7
2020	Did not play																				
Minors Totals		.254	148	496	72	126	18	8	7	46	1	4	10	57	156	24	12	.340	.365	.705	13

KUDLINSKI, BRENDEN MICHAEL... LHP... B-T: L-L... HT: 6-2; WT: 212... BORN: July 15, 1998, Wellington, FL...

RESIDES: Stuart, FL... **HOW OBTAINED:** Signed by Phillies as a non-drafted free agent, 6/11/19... **SIGNED BY:** Jeff Zona Jr... **EDUCATION:** 2019 graduate of College of Central Florida... 2016 graduate of South Fork HS (FL).

2020: Did not pitch... **2019:** Began professional career with Gulf Coast League Phillies East (R).

YEAR	CLUB	W-L	ERA	G	GS	CG	SHO	SV	IP	H	R	ER	HR	HB	BB	SO	WP	BK	AVG	
2019	GCL Phillies-E	1-0	3.21	11	0	0	0	1	14.0	3	5	5	0	5	16	7	2	0	.071	
2020	Did not pitch																			
Minors Totals		1-0	3.21	11	0	0	0	1	14.0	3	5	5	0	5	16	7	2	0	.071	

KUZNETSOV, ANTON MIKHAILOVICH... LHP... B-T: R-L... HT: 5-11; WT: 182... BORN: May 26, 1998, Golovinski, Russia...

RESIDES: Moscow, Russia... **HOW OBTAINED:** Signed by Phillies as an amateur free agent, 9/8/16... **SIGNED BY:** Gene Grimaldi and Claudio Scerrato.

2020: Did not pitch... **2019:** Spent entire season with Williamsport (A)... Did not allow a HR to 133 batters faced... Did not surrender a hit in his final 3 games (9.1 IP)... Held LHH to a .175 AVG (7-40)... Posted a 1.03 WHIP... **2018:** Appeared in 3 games with Williamsport... Placed on the IL, 7/18 (left knee anterior cruciate ligament injury), and missed remainder of the season... **2017:** Began professional career with Gulf Coast League Phillies (R)... Selected as a GCL All-Star... Started season with a 20.1-inning scoreless streak, which ended in the 9th inning of his relief appearance on 8/16... Was T-3rd in the GCL in saves... Converted all 5 of his save opportunities... Earned first pro victory, 7/10 vs GCL Tigers West... Held LHH to a .083 AVG (1-12) and RHH to a .200 AVG (15-75).

YEAR	CLUB	W-L	ERA	G	GS	CG	SHO	SV	IP	H	R	ER	HR	HB	BB	SO	WP	BK	AVG	
2017	GCL Phillies	2-1	0.36	15	1	0	0	5	25.1	16	2	1	0	2	4	24	2	0	.184	
2018	Williamsport	1-1	11.25	3	0	0	0	0	4.0	6	6	5	1	1	2	4	1	1	.375	
2019	Williamsport	3-1	1.91	17	0	0	0	1	33.0	28	13	7	0	2	6	30	1	0	.224	
2020	Did not pitch																			
Minors Totals		6-3	1.88	35	1	0	0	6	62.1	50	21	13	1	5	12	58	4	1	.219	

LACKNEY, NICKOLAS FOX (Nick)... LHP... B-T: L-L... HT: 6-5; WT: 220... BORN: June 5, 1997, Milwaukee, WI...

RESIDES: Minneapolis, MN... **HOW OBTAINED:** Selected by Phillies in 18th round of June 2019 draft... **SIGNED BY:** Justin Morgenstern... **EDUCATION:** 2019 graduate of University of Minnesota... 2015 graduate of Whitefish Bay HS (WI).

2020: Did not pitch... **2019:** Began professional career with Gulf Coast League Phillies East (R)... Participated in Florida Instructional League.

YEAR	CLUB	W-L	ERA	G	GS	CG	SHO	SV	IP	H	R	ER	HR	HB	BB	SO	WP	BK	AVG	
2019	GCL Phillies-E	0-0	4.70	7	0	0	0	0	7.2	8	4	4	0	0	7	4	1	0	.267	
2020	Did not pitch																			
Minors Totals		0-0	4.70	7	0	0	0	0	7.2	8	4	4	0	0	7	4	1	0	.267	

LEANZ, JOSÉ MANUEL... OF... B-T: R-R... HT: 6-0; WT: 150... BORN: January 13, 2003, Puerto La Cruz, VZ... RESIDES:

Barcelona, VZ... **HOW OBTAINED:** Signed by Phillies as an amateur free agent, 8/4/19... **SIGNED BY:** Rafael Álvarez and Ebert Velásquez.

2020: Did not play.

LEE SANG, MARCUS JAMES... OF... B-T: L-L... HT: 6-0; WT: 190... BORN: January 2, 2001, Laurel, MD... RESIDES:

Owings, MD... **HOW OBTAINED:** Selected by Phillies in 11th round of June 2019 draft... **SIGNED BY:** Connor Betbeze... **EDUCATION:** 2019 graduate of Northern HS (MD).

2020: Participated in Florida Instructional League... **2019:** Began professional career with Gulf Coast League Phillies East (R)... Defensively, made starts at each OF position... Participated in FIL.

YEAR	CLUB	AVG	G	AB	R	H	2B	3B	HR	RBI	SH	SF	HP	BB	SO	SB	CS	OBP	SLG	OPS	E
2019	GCL Phillies-E	.224	36	125	8	28	2	2	2	16	0	2	0	11	42	6	4	.283	.320	.603	3
2020	Did not play																				
Minors Totals		.224	36	125	8	28	2	2	2	16	0	2	0	11	42	6	4	.283	.320	.603	3

LEE, JI TAE... RHP... B-T: R-R... HT: 6-2; WT: 240... BORN: January 12, 2001, Suwon, South Korea... **HOW OBTAINED:** Signed by Phillies as an amateur free agent, 1/19/21... **SIGNED BY:** Alex Choi.

LEFTWICH, LUKE TAYLOR... RHP... B-T: L-R... HT: 6-3; WT: 233... BORN: June 9, 1994, Laguna, CA... **RESIDES:** Smyrna, GA... **HOW OBTAINED:** Selected by Phillies in 7th round of June 2015 draft... **SIGNED BY:** Aaron Jersild... **EDUCATION:** Attended Wofford College (SC)... 2012 graduate of Desert Vista HS (AZ)... **PERSONAL:** His father, Phil, and grandfather, Tom Timmermann, both pitched in the major leagues.

2020: Pitched for Melbourne in the Australian Baseball League... **2019:** Began and ended season with Reading (AA)... Tossed 15.2 consecutive scoreless innings to start the year, allowing just 2 hits during that streak (4/4-5/5)... Named Phillies Minor League Pitcher of the Week, 4/29-5/5... Posted a 0.68 WHIP with Reading... Appeared in his first game with Lehigh Valley (AAA), 5/9 vs Durham... Overall, averaged 12.78 SO/9.0 IP (62 SO, 43.2 IP)... Had 2 IL stints: 6/28-7/24 (right biceps inflammation) and 7/31-end of season (right shoulder impingement)... **2018:** Spent season with Reading... Ranked 4th among Eastern League relievers with a 10.29 SO/9.0 IP ratio... Made 1 start, 6/19 at Portland (gm 2)... Had 22 games finished... Held RHH to a .197 AVG (23-117)... Following the season, pitched for Scottsdale in the Arizona Fall League... Made 8 scoreless relief appearances (10.1 IP) with Scottsdale, allowing 6 hits, 3 BB and striking out 12 batters... **2017:** Spent entire season with Clearwater (A)... Among qualifying relievers in the Florida State League, was 1st in fewest base runners/9.0 IP (10.58), 3rd in SO/9.0 IP (11.03) and 5th in OPP AVG (.232)... Finished T-4th in the FSL in games and T-9th in saves... Following the All-Star break, posted a 1.64 ERA (8 ER, 44.0 IP) in 22 relief appearances... Held LHH to a .183 AVG (22-120)... Logged 5 relief appearances with 5 or more SO... Pitched 2.0 or more innings in 26 of his 42 relief appearances... **2016:** Began season with Lakewood (A)... Named a South Atlantic League midseason All-Star... Named Phillies Minor League Pitcher of the Week, 5/2-8 and 6/13-19, and SAL Pitcher of the Week, 6/13-19... Allowed 1 ER or 0 in 8 of his 12 starts... Averaged 11.70 SO/9.0 IP... Recorded 3 double-digit strikeout games... Struck out 21 total batters over 2 starts (professional-high 11 SO on 4/29 and 10 SO on 5/6)... Did not allow a run in his final 21.0 IP (5/31-6/18)... Promoted to Clearwater on 6/23 for remainder of season... **2015:** Began pro career with Williamsport (A)... Allowed 1 ER or 0 in 6 of 9 starts, and 3 ER or fewer in all 9... Participated in Florida Instructional League.

YEAR	CLUB	W-L	ERA	G	GS	CG	SHO	SV	IP	H	R	ER	HR	HB	BB	SO	WP	BK	AVG
2015	Williamsport	2-2	2.76	11	9	0	0	0	45.2	52	20	14	1	0	13	34	4	1	.289
2016	Lakewood	7-3	2.00	12	12	0	0	0	67.2	55	17	15	0	4	18	88	2	2	.223
	Clearwater	3-4	5.07	11	11	0	0	0	55.0	64	35	31	6	2	17	49	2	1	.292
2017	Clearwater	1-6	2.70	42	0	0	0	8	80.0	69	30	24	2	4	21	98	4	1	.232
2018	Reading	3-4	3.73	44	1	0	0	3	62.2	55	29	26	3	6	25	72	1	0	.234
2019	Reading	2-0	1.02	12	0	0	0	0	17.2	4	3	2	0	1	8	28	0	0	.073
	Lehigh Valley	0-1	8.28	16	1	0	0	0	25.0	33	24	23	8	0	12	32	2	0	.314
	GCL Phillies-E	0-0	0.00	1	1	0	0	0	1.0	0	0	0	0	0	2	0	0	0	.000
2020	Did not pitch																		
Minors Totals		18-20	3.43	149	35	0	0	11	354.2	332	158	135	20	17	114	403	15	5	.247

LEHMAN, TAYLOR FREDRICK... LHP... B-T: L-L... HT: 6-8; WT: 227... BORN: December 30, 1995, Pittsburgh, PA... **RESIDES:** Pittsburgh... **HOW OBTAINED:** Signed by Phillies as a non-drafted free agent, 6/16/18... **SIGNED BY:** Connor Betze... **EDUCATION:** 2018 graduate of Pennsylvania State University... 2014 graduate of Keystone Oaks HS (PA)... **MISC:** Originally selected by MIA in 34th round of June 2014 draft, but did not sign.

2020: Pitched for Adelaide in the Australian Baseball League... **2019:** Opened year with Williamsport (A)... Finished season at Lakewood (A)... In 14 games (8 starts) overall, posted a 2.55 ERA and held opponents to a .234 AVG... Did not surrender a HR to 202 batters faced... **2018:** Began professional career with Gulf Coast League Phillies East (R).

YEAR	CLUB	W-L	ERA	G	GS	CG	SHO	SV	IP	H	R	ER	HR	HB	BB	SO	WP	BK	AVG
2018	GCL Phillies-E	0-1	7.02	13	0	0	0	0	16.2	20	13	13	1	0	7	17	8	0	.286
2019	Williamsport	0-1	2.12	5	4	0	0	0	17.0	17	4	4	0	0	7	16	0	0	.270
	Lakewood	2-2	2.78	9	4	0	0	2	32.1	24	11	10	0	0	15	21	3	1	.214
2020	Did not pitch																		
Minors Totals		2-4	3.68	27	8	0	0	2	66.0	61	28	27	1	0	29	54	11	1	.249

LEVERETT, ADAM STEVEN... RHP... B-T: L-R... HT: 6-5; WT: 215... BORN: September 19, 1998, Macon, GA... **RESIDES:** Macon... **HOW OBTAINED:** Selected by Phillies in 15th round of June 2019 draft... **SIGNED BY:** Aaron Jersild... **EDUCATION:** 2019 graduate of Gordon State College (GA)... 2017 graduate of Mount de Sales Academy (GA).

2020: Did not pitch... **2019:** Made professional debut with Gulf Coast League Phillies East (R)... Spent most of his first pro season with Williamsport (A)... Participated in Florida Instructional League.

YEAR	CLUB	W-L	ERA	G	GS	CG	SHO	SV	IP	H	R	ER	HR	HB	BB	SO	WP	BK	AVG
2019	GCL Phillies-E	0-0	2.45	2	1	0	0	0	3.2	4	1	1	0	0	6	1	0	0	.267
	Williamsport	1-2	4.45	9	5	0	0	0	28.1	31	16	14	3	1	13	22	3	2	.279
2020	Did not pitch																		
Minors Totals		1-2	4.22	11	6	0	0	0	32.0	35	17	15	3	1	13	28	4	2	.278

LIENDO, WILBERSON EMILIO... RHP... B-T: R-R... HT: 6-3; WT: 205... BORN: September 13, 1999, Caracas, VZ... RESIDES: Caracas... HOW OBTAINED: Signed by Phillies as an amateur free agent, 3/15/17... SIGNED BY: Rafael Álvarez.

2020: Did not pitch... 2019: Selected as a Dominican Summer League All-Star... Ranked 3rd in the DSL in ERA... Spent entire year with DSL Phillies Red (R)... After allowing a HR in his first game of the season, finished the year with a 56.0-inning homerless streak... Held opponents to a .169 AVG (11-65) and 1 XBH (2B) with RISP... 2018: Spent entire season with DSL Phillies Red... Posted a 0.68 ERA (1 ER, 13.1 IP) over his final 6 games... Limited LHH to a .118 AVG (6-51)... 2017: Began professional career with DSL Phillies White... Earned first pro win, 6/14 at DSL Tigers... Transferred to DSL Phillies Red on 7/28 for remainder of season... Averaged 10.18 SO/9.0 IP overall.

YEAR	CLUB	W-L	ERA	G	GS	CG	SHO	SV	IP	H	R	ER	HR	HB	BB	SO	WP	BK	AVG
2017	DSL Phillies-W	2-1	5.40	12	0	0	0	0	16.2	16	14	10	0	0	13	27	5	0	.258
	DSL Phillies-R	0-1	2.11	7	3	0	0	0	21.1	17	9	5	0	1	11	16	1	1	.233
	DSL Combined	2-2	3.55	19	3	0	0	0	38.0	33	23	15	0	1	24	43	6	1	.244
2018	DSL Phillies-R	1-3	3.18	16	0	0	0	1	34.0	26	13	12	4	2	17	31	5	0	.213
2019	DSL Phillies-R	5-1	1.86	16	8	0	0	1	58.0	44	16	12	1	3	22	59	11	0	.213
2020	Did not pitch																		
Minors Totals		8-6	2.70	51	11	0	0	2	130.0	103	52	39	5	6	63	133	22	1	.222

LIN, HSIN-CHIEH... RHP... B-T: R-R... HT: 6-2; WT: 250... BORN: March 18, 1999, Taipei, Taiwan... RESIDES: New Taipei... HOW OBTAINED: Signed by Phillies as an amateur free agent, 6/5/18... SIGNED BY: Youngster Wang.

2020: Did not pitch... 2019: Opened season with Gulf Coast League Phillies West (R)... Tossed 3.2 innings in a combined no-hitter at GCL Phillies East, 6/26... Spent majority of year with Williamsport (A)... Overall, in 12 games (6 starts), posted a 2.03 ERA and held opponents to a .197 AVG... 2018: Began professional career with GCL Phillies East... Participated in Florida Instructional League.

YEAR	CLUB	W-L	ERA	G	GS	CG	SHO	SV	IP	H	R	ER	HR	HB	BB	SO	WP	BK	AVG
2018	GCL Phillies-E	0-0	0.00	3	0	0	0	0	3.0	0	0	0	0	0	4	1	1	0	.000
2019	GCL Phillies-W	1-0	0.00	1	0	0	0	0	3.2	0	0	0	0	0	1	6	0	0	.000
	Clearwater	0-0	0.00	1	0	0	0	0	2.0	0	0	0	0	0	1	0	0	0	.000
	Williamsport	1-0	2.36	10	6	0	0	0	34.1	28	11	9	3	2	17	37	7	0	.224
2020	Did not pitch																		
Minors Totals		2-0	1.88	15	6	0	0	0	43.0	28	11	9	3	2	22	45	8	0	.188

LINARES, DIEGO FERNANDO... RHP... B-T: R-R... HT: 6-2; WT: 160... BORN: September 29, 2002, Guacara, VZ... RESIDES: Guacara... HOW OBTAINED: Signed by Phillies as an amateur free agent, 7/2/19... SIGNED BY: Rafael Álvarez and William Mota.

2020: Did not pitch.

LINDOW, ETHAN... LHP... B-T: R-L... HT: 6-2; WT: 190... BORN: October 15, 1998, Locust Grove, GA... RESIDES: Locust Grove... HOW OBTAINED: Selected by Phillies in 5th round of June 2017 draft... SIGNED BY: Aaron Jersild... EDUCATION: 2017 graduate of Locust Grove HS.

2020: Did not pitch... 2019: Won the Paul Owens Award as the best pitcher in the Phillies minor league system... Selected as an Organization All-Star by MiLB.com... Among all Phillies minor league pitchers, posted the lowest ERA (min. 85.0 IP) and had the 5th-most SO... Spent majority of season with Lakewood... His final 3 appearances of the year came with Clearwater... Posted the lowest WHIP (0.98) in the South Atlantic League (min. 94.0 IP)... Named Phillies Minor League Pitcher of the Month in both June and July... Chosen as Phillies Minor League Pitcher of the Week three times: 5/13-19, 6/3-9 and 8/12-18... Went 5-4 with a 2.52 ERA (31 ER, 110.2 IP), 1.01 WHIP and 119 SO in 26 games (16 starts) for Lakewood (A) and Clearwater (A)... Combined to hold opponents to a .218 AVG and averaged 1.79 BB/9.0 IP... 2018: Posted the lowest ERA among qualifying Phillies short-season pitchers... Also ranked 1st among Phillies short-season pitchers in IP... Spent entire season with Williamsport (A)... Ranked T-2nd in the New York-Penn League in CG, 3rd in ERA, T-4th in WHIP, 7th in IP, T-7th in starts and T-8th in SO... Posted a 0.41 ERA (1 ER, 22.0 IP) in his last 4 starts... Held LHH to a .181 AVG (15-83)... Limited opponents to a .071 AVG (2-28) with RISP and 2 outs... 2017: Began professional career with Gulf Coast League Phillies (R)... Earned first pro win, 8/10 vs GCL Tigers East... Averaged 11.06 SO/9.0 IP... Participated in Florida Instructional League.

YEAR	CLUB	W-L	ERA	G	GS	CG	SHO	SV	IP	H	R	ER	HR	HB	BB	SO	WP	BK	AVG
2017	GCL Phillies	2-2	4.55	8	8	0	0	0	27.2	26	15	14	2	0	12	34	2	0	.241
2018	Williamsport	3-2	2.19	13	13	1	0	0	70.0	58	20	17	2	2	19	63	5	3	.227
2019	Lakewood	5-2	2.66	23	13	0	0	2	94.2	73	35	28	4	4	20	103	2	0	.208
	Clearwater	0-2	1.69	3	3	0	0	0	16.0	17	8	3	0	1	2	16	0	0	.274
2020	Did not pitch																		
Minors Totals		10-8	2.68	47	37	1	0	2	208.1	174	78	62	8	7	53	216	9	3	.224

LISTI, AUSTIN THOMAS... INF/OF... B-T: R-R... HT: 6-0; WT: 225... BORN: November 5, 1993, Huffman, TX... RESIDES: Dallas, TX... HOW OBTAINED: Selected by Phillies in 17th round of June 2017 draft... SIGNED BY: Brian Kohlscheen... EDUCATION: 2017 graduate of Dallas Baptist University... 2012 graduate of Hargrave HS (TX)... MISC: Set the single-season HR record (24) at Dallas Baptist in 2017.

2020: Attended ML spring training with the Phillies as a non-roster invitee... Following the season, played for Lacey in the Dominican Winter League... **2019:** Led all Phillies minor leaguers with 83 RBI... Named an MiLB.com Organization All-Star... Began the season with Reading (AA)... Went 3-for-4, 2B, 2 HR, 4 RBI on 5/31 vs Richmond... Selected as Phillies Minor League Player of the Week, 6/10-16... Promoted to Lehigh Valley (AAA) on 6/21 and slashed .278/.348/.490 in 71 games for the IronPigs... His 24-game on-base streak, 6/27-7/23, was the longest by a Lehigh Valley player during the season... **2018:** Won the Paul Owens Award for best player in the Phillies minor league system... Began season with Clearwater (A)... Named a Florida State League midseason All-Star and collected 2 hits and 3 RBI in the FSL All-Star Game... Selected as an Organization All-Star by MiLB.com... Led all Phillies full-season minor league hitters in AVG and was 2nd in RBI... Became the first Phillies minor leaguer since 2008 (Michael Taylor) to post a season slash line better than .310/.410/.500 (min. 500 PA)... Twice named Phillies Minor League Player of the Week (5/7-13 and 6/11-17) and was chosen as FSL Player of the Week, 6/11-17... Reached base safely in 23 consecutive games (.500 OBP) from 4/25-5/19... Promoted to Reading on 6/18 for remainder of the season... Posted a 16-game hitting streak (.387 AVG) from 6/26-7/14, which was tied for the 3rd-longest hitting streak in the Eastern League... Overall, batted .364 (44-121) with 12 2B and 8 HR with RISP... Following the season, played for Scottsdale in the Arizona Fall League... Homered and drove in 4 runs in the AFL's Fall Stars Game... **2017:** Began professional career with Williamsport (A)... Collected 3 RBI, 3 runs, 4 hits and his first pro HR, 7/9 vs Mahoning Valley... Batted .455 (15-33) with 7 XBH and 13 RBI in 9 games, 7/9-24... Hit .367 (11-30) with RISP at Williamsport... Promoted to Lakewood (A) on 7/31 for remainder of season... Went 4-for-5 with a 2B, 2 HR, 2 RBI and 4 R on 8/1 at Greensboro... Slugged a walk-off HR in the 12th inning of Lakewood's season finale on 9/4 vs Kannapolis... Combined to hit .365 (19-52) against LHP across both levels... Participated in Florida Instructional League.

YEAR	CLUB	AVG	G	AB	R	H	2B	3B	HR	RBI	SH	SF	HP	BB	SO	SB	CS	OBP	SLG	OPS	E
2017	Williamsport	.293	22	75	14	22	5	0	3	17	0	1	2	8	16	3	0	.372	.480	.852	3
	Lakewood	.242	31	120	16	29	7	2	4	11	1	1	2	4	30	0	0	.276	.433	.709	0
2018	Clearwater	.344	58	209	37	72	16	1	9	45	0	2	9	34	42	0	0	.453	.560	1.013	1
	Reading	.281	65	217	26	61	9	0	9	39	0	3	5	28	52	0	0	.372	.447	.819	2
2019	Reading	.220	62	209	29	46	7	1	7	33	0	3	3	36	44	1	2	.339	.364	.702	6
	Lehigh Valley	.278	71	259	38	72	17	1	12	50	1	4	9	21	62	0	2	.348	.490	.838	8
2020	Did not play																				
Minors Totals		.277	309	1089	160	302	61	5	44	195	2	14	30	131	246	4	4	.366	.464	.830	20

LOPEZ, VICTOR ALEXANDER... RHP... B-T: R-R... HT: 6-4; WT: 215... BORN: September 2, 1999, Tenares, DR... RESIDES: Santo Domingo, DR... HOW OBTAINED: Signed by Phillies as an amateur free agent, 3/30/19... SIGNED BY: Carlos Salas and Bernardo Pérez.

2020: Did not pitch... **2019:** Began professional career with Dominican Summer League Phillies White (R)... Was T-5th among DSL pitchers in games started.

YEAR	CLUB	W-L	ERA	G	GS	CG	SHO	SV	IP	H	R	ER	HR	HB	BB	SO	WP	BK	AVG
2019	DSL Phillies-W	1-3	2.29	14	14	0	0	0	51.0	46	19	13	1	6	25	46	4	0	.241
2020	Did not pitch																		
Minors Totals		1-3	2.29	14	14	0	0	0	51.0	46	19	13	1	6	25	46	4	0	.241

LOYO, JARED... LHP... B-T: L-L... HT: 6-4; WT: 185... BORN: January 14, 2003, Veracruz, MX... RESIDES: Veracruz... HOW OBTAINED: Signed by Phillies as an amateur free agent, 1/4/20... SIGNED BY: Oneri Fleita and Charlie Gastelum.

2020: Did not pitch.

LOZANO, FERNANDO... RHP... B-T: R-R... HT: 6-1; WT: 195... BORN: January 11, 2000, Ensenada, MX... RESIDES: Ensenada... HOW OBTAINED: Signed by Phillies as an amateur free agent, 4/25/19... SIGNED BY: Oneri Fleita and Charlie Gastelum.

2020: Pitched for Mexicali in the Mexican Pacific Winter League... **2019:** Spent entire season with Gulf Coast League Phillies West (R)... Posted a 0.95 WHIP... Participated in Florida Instructional League... **2018:** Appeared in 3 games with Tijuana (AAA) in the Mexican League.

YEAR	CLUB	W-L	ERA	G	GS	CG	SHO	SV	IP	H	R	ER	HR	HB	BB	SO	WP	BK	AVG
2018	Tijuana	0-0	3.00	3	0	0	0	0	3.0	3	1	1	0	0	1	1	0	0	.273
2019	GCL Phillies-W	5-0	1.99	17	0	0	0	2	31.2	24	8	7	1	1	6	31	1	0	.211
2020	Did not pitch																		
Minors Totals		5-0	2.08	20	0	0	0	2	34.2	27	9	8	1	1	7	32	1	0	.216

MADE, ALEJANDRO... RHP... B-T: R-R... HT: 6-2; WT: 202... BORN: December 29, 1997, San Cristóbal, DR... RESIDES: San Cristóbal... HOW OBTAINED: Signed by Phillies as an amateur free agent, 7/3/17... SIGNED BY: Bernardo Pérez.

2020: Did not pitch... 2019: Spent entire season with Williamsport (A)... Posted a 1.93 ERA in his first 10 games... Held LHH to a .190 AVG (8-42)... Participated in Florida Instructional League... 2018: Spent entire season with Gulf Coast League Phillies East (R)... Limited RHH to a .177 AVG (11-62)... Ended year riding a 10.2-inning scoreless streak... 2017: Made professional debut with Dominican Summer League Phillies Red (R).

YEAR	CLUB	W-L	ERA	G	GS	CG	SHO	SV	IP	H	R	ER	HR	HB	BB	SO	WP	BK	AVG
2017	DSL Phillies-R	0-2	12.00	6	0	0	0	0	6.0	8	11	8	0	1	9	3	5	1	.320
2018	GCL Phillies-E	4-2	2.66	14	0	0	0	0	23.2	20	19	7	0	3	9	25	1	0	.215
2019	Williamsport	1-4	3.10	18	0	0	0	4	29.0	27	20	10	1	1	12	35	2	4	.235
2020	Did not pitch																		
Minors Totals		5-8	3.84	38	0	0	0	4	58.2	55	50	25	1	5	30	63	8	5	.236

MADE, ÉDGAR YOEL... INF... B-T: S-R... HT: 5-10; WT: 190... BORN: December 15, 1999, Baní, DR... RESIDES: Baní... HOW OBTAINED: Signed by Phillies as an amateur free agent, 7/8/16... SIGNED BY: Luis García.

2020: Participated in Florida Instructional League... 2019: Named a Gulf Coast League All-Star... Had the following GCL rankings: 1st in hits, T-2nd in RBI, 3rd in AVG & total bases (84), 4th in SLG, T-4th in triples, T-5th in XBH (19), 6th in OPS, 7th in AB & runs and T-7th in doubles... Began season with Williamsport (A)... Finished year at GCL Phillies West (R)... Defensively, played 2nd base and 3rd base... Participated in FIL... 2018: Spent entire season with GCL Phillies East... Made starts at 2nd base, 3rd base and in LF... Slugged a grand slam, 7/30 vs GCL Pirates... 2017: Began professional career with Dominican Summer League Phillies Red (R)... Slugged first pro HR, 7/6 vs DSL Rockies... Posted an .894 OPS in his first 19 games... Made starts at 2nd base, 3rd base and SS.

YEAR	CLUB	AVG	G	AB	R	H	2B	3B	HR	RBI	SH	SF	HP	BB	SO	SB	CS	OBP	SLG	OPS	E
2017	DSL Phillies-R	.242	53	178	29	43	9	5	1	20	5	1	4	25	35	14	7	.346	.365	.711	8
2018	GCL Phillies-E	.253	29	83	13	21	3	1	2	15	0	1	2	4	18	2	3	.300	.386	.686	8
2019	Williamsport	.174	6	23	1	4	0	0	1	2	0	0	0	6	1	1	.174	.304	.478	0	
	GCL Phillies-W	.333	42	165	31	*55	12	4	3	34	0	2	4	13	26	5	5	.391	.509	.900	6
2020	Did not play																				
Minors Totals		.274	130	449	74	123	24	10	7	71	5	4	10	42	85	22	16	.347	.419	.765	22

* League leader

MARCANO, RAFAEL ALFONSO... LHP... B-T: L-L... HT: 5-10; WT: 180... BORN: April 20, 2000, Punta Cardón, VZ... RESIDES: Punta Cardón... HOW OBTAINED: Signed by Phillies as an amateur free agent, 4/27/18... SIGNED BY: Rómulo Oliveros.

2020: Participated in Florida Instructional League... 2019: Spent entire season with Gulf Coast League Phillies East (R)... Participated in FIL... 2018: Made his professional debut with Dominican Summer League Phillies White (R).

YEAR	CLUB	W-L	ERA	G	GS	CG	SHO	SV	IP	H	R	ER	HR	HB	BB	SO	WP	BK	AVG
2018	DSL Phillies-W	1-0	1.35	9	1	0	0	0	13.1	10	3	2	0	1	6	11	1	0	.208
2019	GCL Phillies-E	0-2	4.24	9	4	0	0	1	23.1	22	12	11	1	1	7	24	2	0	.242
2020	Did not pitch																		
Minors Totals		1-2	3.19	18	5	0	0	1	36.2	32	15	13	1	2	13	35	3	0	.230

MARCONI, BRIAN AUSTIN... LHP... B-T: R-L... HT: 6-2; WT: 186... BORN: May 9, 1997, Philadelphia, PA... RESIDES: Marlton, NJ... HOW OBTAINED: Signed by Phillies as a non-drafted free agent, 6/12/19... SIGNED BY: Kellan McKeon... EDUCATION: 2019 graduate of George Mason University (VA)... 2015 graduate of Cherokee HS (NJ).

2020: Did not pitch... 2019: Began professional career with Gulf Coast League Phillies West (R)... Tossed 0.1 inning in a combined no-hitter at GCL Phillies East, 6/26... Spent most of season with Williamsport (A).

YEAR	CLUB	W-L	ERA	G	GS	CG	SHO	SV	IP	H	R	ER	HR	HB	BB	SO	WP	BK	AVG
2019	GCL Phillies-W	0-0	0.00	3	0	0	0	0	2.1	1	0	0	0	0	3	3	1	0	.125
	Williamsport	1-4	4.56	14	0	0	0	1	23.2	27	15	12	0	1	11	25	1	0	.293
2020	Did not pitch																		
Minors Totals		1-4	4.15	17	0	0	0	1	26.0	28	15	12	0	1	14	28	2	0	.280

MARKWARDT, HUNTER LEE... OF... B-T: L-L... HT: 6-0; WT: 200... BORN: August 22, 1997, Arlington, TX... RESIDES: Argyle, TX... HOW OBTAINED: Selected by Phillies in 13th round of June 2019 draft... SIGNED BY: Ralph Garr Jr... EDUCATION: Attended Oklahoma Christian University and Abilene Christian University (TX)... 2015 graduate of Argyle HS.

2020: Did not play... 2019: Began professional career with Williamsport (A)... Made starts at each outfield position... Participated in Florida Instructional League.

YEAR	CLUB	AVG	G	AB	R	H	2B	3B	HR	RBI	SH	SF	HP	BB	SO	SB	CS	OBP	SLG	OPS	E
2019	Williamsport	.306	18	62	7	19	1	1	0	8	0	3	1	2	14	6	1	.324	.355	.678	0
2020	Did not play																				
Minors Totals		.306	18	62	7	19	1	1	0	8	0	3	1	2	14	6	1	.324	.355	.678	0

SCOUTING & PLAYER DEV.

MARTIN, NOAH CASEY (Casey)... **SS**... **B-T:** R-R... **HT:** 5-10; **WT:** 175... **BORN:** April 7, 1999, Little Rock, AR... **RESIDES:** Lonoke, AR... **HOW OBTAINED:** Selected by Phillies in 3rd round of June 2020 draft... **SIGNED BY:** Tommy Field... **EDUCATION:** Attended University of Arkansas... 2017 graduate of Lonoke HS... **MISC:** Was the 2017 Gatorade Arkansas Baseball Player of the Year after batting .628 with 7 HR and 29 RBI while going 5-1 with a 1.50 ERA and 29 strikeouts in 22.2 innings pitched... In 2018, was named to the All-SEC Second Team and the SEC All-Freshman Team... Member of the Arkansas team that lost in the 2018 College World Series Finals to Oregon State... As a sophomore, made the All-SEC Second Team... In 2020, was on the preseason Golden Spikes Award watch list and selected as a College Baseball Preseason All-American (First Team) by *Baseball America*... Slashed .311/.393/.545 with 38 2B, 3 3B, 30 HR, 112 RBI, 118 runs and 24 SB in 27 SB attempts in 143 games during his 3-year collegiate career.

2020: Participated in Florida Instructional League.

MARTÍNEZ, JAROL GIOVANNI... **SS**... **B-T:** R-R... **HT:** 6-2; **WT:** 165... **BORN:** July 19, 2003, Guarenas, VZ... **RESIDES:** Higuerote, VZ... **HOW OBTAINED:** Signed by Phillies as an amateur free agent, 7/19/19... **SIGNED BY:** Rafael Álvarez and Ebert Velásquez.

2020: Did not play.

MARTÍNEZ, JORDI ANTONIO... **LHP**... **B-T:** L-L... **HT:** 6-2; **WT:** 215... **BORN:** July 18, 2000, Santiago de los Caballeros, DR... **RESIDES:** Santiago de los Caballeros... **HOW OBTAINED:** Signed by Phillies as an amateur free agent, 1/22/18... **SIGNED BY:** Carlos Salas.

2020: Did not pitch... **2019:** Appeared in 5 games (1 start) with Gulf Coast League Phillies East (R)... Participated in Florida Instructional League... **2018:** Began professional career with Dominican Summer League Phillies Red (R)... Did not surrender a HR in 41.1 IP... Participated in FIL.

YEAR	CLUB	W-L	ERA	G	GS	CG	SHO	SV	IP	H	R	ER	HR	HB	BB	SO	WP	BK	AVG	
2018	DSL Phillies-R	1-4	5.44	14	10	0	0	0	41.1	45	27	25	0	3	14	37	1	1	.276	
2019	GCL Phillies-E	1-0	3.00	5	1	0	0	0	12.0	9	4	4	1	1	5	13	0	1	.205	
2020	Did not pitch																			
Minors Totals		2-4	4.89	19	11	0	0	0	53.1	54	31	29	1	4	19	50	1	2	.261	

MARTÍNEZ, NERLUIS JOSÉ... **C**... **B-T:** L-R... **HT:** 6-2; **WT:** 175... **BORN:** April 10, 1996, Cristóbal Rojas, VZ... **RESIDES:** Paracotos, VZ... **HOW OBTAINED:** Signed by Phillies as an amateur free agent, 7/28/14... **SIGNED BY:** Ebert Velásquez.

2020: Did not play... **2019:** Missed entire season due to a right ankle contusion and a right quadriceps strain... **2018:** Appeared in 1 game with Lakewood (A) before being transferred to Williamsport (A) on 5/21 for remainder of season... **2017:** Began season with Gulf Coast League Phillies (R)... Promoted to Williamsport on 7/10 for remainder of season... **2016:** Spent entire season with GCL Phillies... Batted .361 (13-36) and had 18 RBI with RISP... **2015:** Began professional career with Dominican Summer League Phillies (R)... Batted .368 (14-38) with 2 HR and 12 RBI in his first 12 games... Participated in Florida Instructional League.

YEAR	CLUB	AVG	G	AB	R	H	2B	3B	HR	RBI	SH	SF	HP	BB	SO	SB	CS	OBP	SLG	OPS	E
2015	DSL Phillies	.246	48	171	16	42	9	0	5	27	0	3	5	13	20	5	1	.313	.386	.699	3
2016	GCL Phillies	.248	39	101	12	25	4	1	0	18	0	2	1	11	12	0	0	.322	.307	.629	3
2017	GCL Phillies	.143	7	14	1	2	0	0	0	1	0	0	0	1	1	0	0	.200	.143	.343	1
	Williamsport	.155	17	58	3	9	2	1	0	1	0	0	2	11	0	1	0	.183	.224	.407	1
2018	Lakewood	.000	1	2	0	0	0	0	0	0	0	0	0	0	0	0	0	.000	.000	.000	0
	Williamsport	.130	7	23	2	3	0	0	0	1	0	0	0	3	8	2	0	.231	.130	.361	1
2019	Injured - Did not play																				
2020	Did not play																				
Minors Totals		.220	119	369	34	81	15	2	5	48	0	5	6	30	52	7	2	.285	.312	.597	9

MARTÍNEZ, RÓBINSON ROBERTIS... **RHP**... **B-T:** R-R... **HT:** 6-0; **WT:** 220... **BORN:** March 20, 1998, Moca, DR... **RESIDES:** Moca... **HOW OBTAINED:** Signed by Phillies as an amateur free agent, 8/25/14... **SIGNED BY:** Carlos Salas.

2020: Did not pitch... **2019:** Spent majority of season with Lakewood (A)... Was on the restricted list, 6/24-7/29... **2018:** Was on the IL, 6/22-7/21, with a right elbow sprain; included rehab assignments at Gulf Coast League Phillies West (R) and GCL Phillies East... On 7/22, joined Williamsport (A), where he spent remainder of the season... Averaged 12.46 SO/9.0 IP at Williamsport... Participated in Florida Instructional League... **2017:** Spent entire season with Gulf Coast League Phillies (R)... Held RHH to a .177 AVG (11-62)... Had a 2.92 ERA (4 ER, 12.1 IP) through his first 7 games... **2016:** Spent entire season with Dominican Summer League Phillies-1 (R)... **2015:** Began professional career with DSL Phillies.

MARTÍNEZ, RÓBINSON (continued)

YEAR	CLUB	W-L	ERA	G	GS	CG	SHO	SV	IP	H	R	ER	HR	HB	BB	SO	WP	BK	AVG
2015	DSL Phillies	5-2	4.53	16	7	0	0	0	43.2	36	27	22	0	2	30	24	10	1	.226
2016	DSL Phillies-1	1-1	7.91	12	0	0	0	0	19.1	28	19	17	0	3	20	20	6	0	.346
2017	GCL Phillies	2-1	3.52	13	0	0	0	0	23.0	22	10	9	1	1	12	13	1	1	.250
2018	GCL Phillies-W	0-0	2.45	3	0	0	0	0	3.2	4	1	1	0	0	1	1	0	0	.250
	GCL Phillies-E	0-0	3.00	2	0	0	0	0	3.0	1	1	1	0	1	1	7	0	0	.100
	Williamsport	1-2	4.67	10	0	0	0	1	17.1	21	13	9	1	0	6	24	1	0	.284
2019	Lakewood	0-3	10.05	15	0	0	0	2	14.1	14	16	16	2	3	13	24	2	0	.255
	GCL Phillies-W	0-0	0.00	1	0	0	0	0	1.0	1	0	0	0	0	0	1	0	0	.250
2020	Did not pitch																		
Minors Totals		9-9	5.39	72	7	0	0	3	125.1	127	87	75	4	10	83	114	20	2	.261

MATERA, NICK J... C... **B-T:** R-R... **HT:** 6-1; **WT:** 225... **BORN:** August 29, 1996, Roxbury, NJ... **RESIDES:** Succasunna, NJ... **HOW OBTAINED:** Selected by Phillies in 34th round of June 2018 draft... **SIGNED BY:** Connor Betbeze... **EDUCATION:** Attended Rutgers University – New Brunswick (NJ)... 2015 graduate of Roxbury HS.

2020: Did not play... **2019:** Appeared in 26 games overall for Williamsport (A), Lakewood (A), Lehigh Valley (AAA) and Clearwater (A)... **2018:** Began professional career with Gulf Coast League Phillies West (R).

YEAR	CLUB	AVG	G	AB	R	H	2B	3B	HR	RBI	SH	SF	HP	BB	SO	SB	CS	OBP	SLG	OPS	E
2018	GCL Phillies-W	.224	25	76	13	17	6	0	0	5	0	1	2	13	17	0	1	.348	.303	.650	2
2019	Williamsport	.269	8	26	2	7	3	0	1	3	0	0	0	3	4	0	0	.345	.500	.845	0
	Lakewood	.300	3	10	3	3	0	0	2	4	0	0	0	0	3	0	0	.300	.900	1.200	2
	Lehigh Valley	.250	1	4	1	1	0	0	0	1	0	0	0	1	0	0	0	.400	.250	.650	0
	Clearwater	.128	14	39	3	5	1	0	1	6	0	1	0	5	15	0	0	.222	.231	.453	2
2020	Did not play																				
Minors Totals		.213	51	155	22	33	10	0	4	19	0	2	2	22	39	0	1	.315	.355	.670	6

MATOS, MALVIN JUNIOR... OF... **B-T:** R-R... **HT:** 6-1; **WT:** 195... **BORN:** August 19, 1996, Caja Seca, VZ... **RESIDES:** Caja Seca... **HOW OBTAINED:** Signed by Phillies as an amateur free agent, 5/19/15... **SIGNED BY:** Jesús Méndez.

2020: Did not play... **2019:** Spent entire season with Lakewood (A), leading the club in runs scored and walks... Named South Atlantic League Player of the Week, 7/22-28... Collected a multi-HR game, 8/3 at Asheville... Defensively, made starts in LF (26), CF (50) and RF (28)... **2018:** Appeared in 3 games with Lakewood... Placed on the IL on 6/15 with a right shoulder strain and missed remainder of the season... **2017:** Spent entire season with Williamsport (A)... Ranked T-5th in the New York-Penn League in doubles... Reached base safely in 22 consecutive games (.400 OBP), 7/16-8/23... Hit .315 (17-54) against LHP... Batted .370 (10-27) with a 1.044 OPS in his last 7 games... Participated in Florida Instructional League... **2016:** Spent entire season with Gulf Coast League Phillies (R)... Drew a walk in 7 straight games, 7/16-25... Went 10-for-31 (.323) with a .400 OBP against LHP... Participated in FIL... **2015:** Began professional career with Venezuelan Summer League Phillies (R)... Was on the restricted list, 5/21-6/25.

YEAR	CLUB	AVG	G	AB	R	H	2B	3B	HR	RBI	SH	SF	HP	BB	SO	SB	CS	OBP	SLG	OPS	E
2015	VSL Phillies	.260	29	104	14	27	11	1	1	6	0	0	4	17	21	2	3	.384	.413	.797	2
2016	GCL Phillies	.242	48	157	19	38	11	1	2	15	2	1	6	19	30	10	5	.344	.363	.707	1
2017	Williamsport	.254	57	177	20	45	15	1	3	19	0	2	6	20	39	4	3	.346	.401	.747	2
2018	Lakewood	.250	3	8	1	2	1	1	0	1	0	0	1	1	4	0	0	.400	.625	1.025	0
2019	Lakewood	.248	116	391	57	97	17	1	10	39	7	1	9	47	105	18	8	.342	.373	.715	3
2020	Did not play																				
Minors Totals		.250	253	837	111	209	55	5	16	80	9	4	26	104	199	34	19	.349	.385	.734	8

MAYER, GUNNER TODD... RHP... **B-T:** R-R... **HT:** 6-6; **WT:** 205... **BORN:** July 27, 2000, Walnut Creek, CA... **RESIDES:** Stockton, CA... **HOW OBTAINED:** Selected by Phillies in 5th round of June 2019 draft... **SIGNED BY:** Joey Davis... **EDUCATION:** Attended San Joaquin Delta College (CA)... 2018 graduate of De La Salle HS (CA).

2020: Participated in Florida Instructional League... **2019:** Made his professional debut with Gulf Coast League Phillies West (R)... Participated in FIL.

YEAR	CLUB	W-L	ERA	G	GS	CG	SHO	SV	IP	H	R	ER	HR	HB	BB	SO	WP	BK	AVG
2019	GCL Phillies-W	0-0	5.40	4	2	0	0	0	8.1	8	5	5	0	1	3	10	2	0	.250
2020	Did not pitch																		
Minors Totals		0-0	5.40	4	2	0	0	0	8.1	8	5	5	0	1	3	10	2	0	.250

McARTHUR, JAMES LEONARD... RHP... B-T: R-R... HT: 6-7; WT: 225... BORN: December 11, 1996, New Braunfels, TX... RESIDES: Castle Rock, CO... HOW OBTAINED: Selected by Phillies in 12th round of June 2018 draft... SIGNED BY: Mike Stauffer... EDUCATION: Attended University of Mississippi... 2015 graduate of New Braunfels HS.

2020: Participated in Florida Instructional League... 2019: Began season with Lakewood (A)... His last 7 appearances (all starts) came with Clearwater (A)... Went 3-1 with a 1.40 ERA (4 ER, 25.2 IP) in 5 August starts... Overall, averaged 9.79 SO/9.0 IP (91 SO, 83.2 IP)... Participated in FIL... 2018: Made professional debut with Gulf Coast League Phillies West (R)... Promoted to Williamsport (A), 6/28... Promoted to Lakewood on 8/28 to finish the season... Combined to post a 0.54 ERA and 0.81 WHIP, averaged 9.45 SO/9.0 IP, held opponents to a .145 AVG and did not allow a HR in 33.1 IP... Made 3 scoreless relief appearances (6.1 IP) with Lakewood in the playoffs.

YEAR	CLUB	W-L	ERA	G	GS	CG	SHO	SV	IP	H	R	ER	HR	HB	BB	SO	WP	BK	AVG
2018	GCL Phillies-W	0-0	0.00	1	0	0	0	0	1.0	1	0	0	0	0	0	2	1	0	.250
	Williamsport	2-0	0.64	8	5	0	0	0	28.1	15	2	2	0	1	10	31	2	0	.158
	Lakewood	0-0	0.00	1	1	0	0	0	4.0	0	0	0	0	0	1	2	0	1	.000
2019	Lakewood	0-6	6.00	18	6	0	0	0	54.0	47	39	36	4	4	32	61	9	0	.237
	Clearwater	3-1	3.03	7	7	0	0	0	29.2	26	10	10	3	1	16	30	4	1	.239
2020	Did not pitch																		
Minors Totals		5-7	3.69	35	19	0	0	0	117.0	89	51	48	7	6	59	126	16	2	.213

McKAY, TYLER... RHP... B-T: R-R... HT: 6-5; WT: 177... BORN: August 18, 1997, Lee's Summit, MO... RESIDES: Lee's Summit... HOW OBTAINED: Selected by Phillies in 16th round of June 2018 draft... SIGNED BY: Will Brunson... EDUCATION: Attended Howard College (TX) and Kansas State University... 2016 graduate of Blue Springs South HS (MO).

2020: Participated in Florida Instructional League... 2019: Spent entire season with Lakewood (A)... LHH posted a .206/.299/.275 slash line against him, going 21-for-102 with 4 2B and a HR... Was on the IL, 7/13-end of season (right shoulder inflammation)... 2018: Began professional career with Gulf Coast League Phillies East (R)... Participated in FIL.

YEAR	CLUB	W-L	ERA	G	GS	CG	SHO	SV	IP	H	R	ER	HR	HB	BB	SO	WP	BK	AVG
2018	GCL Phillies-E	1-0	2.45	4	1	0	0	0	7.1	7	2	2	0	2	2	0	0	0	.250
2019	Lakewood	3-5	5.05	18	12	0	0	0	66.0	57	41	37	7	7	24	57	9	1	.234
2020	Did not pitch																		
Minors Totals		4-5	4.79	22	13	0	0	0	73.1	64	43	39	7	9	26	59	9	1	.235

McKENNA, JACOB RYAN (Jake)... LHP... B-T: R-L... HT: 6-7; WT: 220... BORN: April 24, 2002, Cape May Court House, NJ... RESIDES: Ocean City, NJ... HOW OBTAINED: Signed by Phillies as a non-drafted free agent, 6/14/20... SIGNED BY: Jeff Zona Jr... EDUCATION: 2020 graduate of Ocean City HS.

2020: Did not pitch.

MEDINA, OSWALD YEAN PIERO... RHP... B-T: R-R... HT: 5-10; WT: 147... BORN: December 2, 2001, Puerto Cabello, VZ... RESIDES: Morón, VZ... HOW OBTAINED: Signed by Phillies as an amateur free agent, 5/14/19... SIGNED BY: Rafael Álvarez and Elvis García.

2020: Did not pitch... 2019: Was on the restricted list, 5/29-8/14, and did not pitch.

MEJÍA, ADONY ALEXANDER... C... B-T: R-R... HT: 5-10; WT: 190... BORN: June 9, 2001, San Pedro de Macorís, DR... RESIDES: Santo Domingo, DR... HOW OBTAINED: Signed by Phillies as an amateur free agent, 12/10/18... SIGNED BY: Roberto Aquino and Franklin Felida.

2020: Did not play... 2019: Began professional career with Dominican Summer League Phillies Red (R).

YEAR	CLUB	AVG	G	AB	R	H	2B	3B	HR	RBI	SH	SF	HP	BB	SO	SB	CS	OBP	SLG	OPS	E
2019	DSL Phillies-R	.162	51	167	27	27	3	1	0	9	0	1	10	22	43	4	2	.295	.192	.487	5
2020	Did not play																				
Minors Totals		.162	51	167	27	27	3	1	0	9	0	1	10	22	43	4	2	.295	.192	.487	5

MEJIA, DANIEL... RHP... B-T: R-R... HT: 6-5; WT: 164... BORN: April 19, 2002, San Pedro de Macorís, DR... HOW OBTAINED: Signed by Phillies as an amateur free agent, 1/15/21... SIGNED BY: Carlos Salas and Bernardo Pérez.

MELENDEZ, JUAN DE JESUS... RHP... B-T: R-R... HT: 6-3; WT: 170... BORN: July 19, 2004, Barquisimeto, VZ... RESIDES: Barquisimeto... HOW OBTAINED: Signed by Phillies as an amateur free agent, 1/15/21... SIGNED BY: Rafael Álvarez and Franklin Rojas.

MÉNDEZ, JORGE LUIS... C... B-T: R-R... HT: 5-10; WT: 190... BORN: August 1, 2003, Maracay, VZ... RESIDES: La Victoria, VZ... HOW OBTAINED: Signed by Phillies as an amateur free agent, 8/2/19... SIGNED BY: Rafael Álvarez and William Mota.
2020: Did not play.

MEZQUITA, JHORDANY JOSÉ... LHP... B-T: L-L... HT: 6-0; WT: 220... BORN: January 30, 1998, Santiago, DR... RESIDES: Santiago de los Caballeros, DR... HOW OBTAINED: Selected by Phillies in 8th round of June 2017 draft... SIGNED BY: Paul Murphy.

2020: Participated in Florida Instructional League... **2019:** Spent entire year with Lakewood (A)... Went 2-0 with a 3.29 ERA (14 ER, 38.1 IP) in 13 relief appearances... In 14 games (7 starts) after the All-Star break, posted a 3.00 ERA (17 ER, 51.0 IP) and held opponents to a .224 AVG... **2018:** Spent entire season with Williamsport (A)... Averaged 10.54 SO/9.0 IP... Limited RHH to a .184 AVG (16-87)... Participated in FIL... **2017:** Began professional career with Gulf Coast League Phillies (R)... Earned first pro win, 8/9 at GCL Tigers East... Held LHH to a .143 AVG (2-14) and RHH to a .162 AVG (18-111)... Opponents batted .143 (4-28) with RISP against him... Finished season riding a 17.0-inning scoreless streak, which began on 8/9... Participated in FIL.

YEAR	CLUB	W-L	ERA	G	GS	CG	SHO	SV	IP	H	R	ER	HR	HB	BB	SO	WP	BK	AVG
2017	GCL Phillies	3-0	0.72	9	9	0	0	0	37.2	20	6	3	0	1	12	35	2	4	.160
2018	Williamsport	1-0	3.60	9	9	0	0	0	35.0	28	14	14	1	4	17	41	2	1	.219
2019	Lakewood	4-7	3.97	27	14	0	0	0	95.1	87	54	42	9	4	59	92	7	1	.244
2020	Did not pitch																		
Minors Totals		8-7	3.16	45	32	0	0	0	168.0	135	74	59	10	9	88	168	11	6	.221

MICHELES, CHRISTOPHER ROBERT (Chris)... LHP... B-T: L-L... HT: 6-1; WT: 186... BORN: June 5, 1997, Tacoma, WA... RESIDES: Puyallup, WA... HOW OBTAINED: Selected by Phillies in 14th round of June 2019 draft... SIGNED BY: Zach Friedman... EDUCATION: Attended University of Washington... 2016 graduate of Puyallup HS.

2020: Did not pitch... **2019:** Pitched for Gulf Coast League Phillies East (R) and Williamsport (A), averaging 12.21 SO/9.0 IP (33 SO, 24.1 IP)... Did not allow a HR to 118 batters faced... Participated in Florida Instructional League.

YEAR	CLUB	W-L	ERA	G	GS	CG	SHO	SV	IP	H	R	ER	HR	HB	BB	SO	WP	BK	AVG
2019	GCL Phillies-E	1-0	2.35	5	0	0	0	0	7.2	6	5	2	0	0	2	9	1	0	.200
	Williamsport	0-3	5.40	7	4	0	0	1	16.2	23	16	10	0	4	8	24	0	1	.319
2020	Did not pitch																		
Minors Totals		1-3	4.44	12	4	0	0	1	24.1	29	21	12	0	4	10	33	1	1	.284

MIJARES, DOUGLAS ALEXANDER... RHP... B-T: R-R... HT: 6-3; WT: 155... BORN: April 27, 2000, Ocumare del Tuy, VZ... RESIDES: Cúa, VZ... HOW OBTAINED: Signed by Phillies as an amateur free agent, 4/26/19... SIGNED BY: Rafael Álvarez and William Mota.

2020: Did not pitch... **2019:** Was on restricted list, 5/28-7/8... Made professional debut with Dominican Summer League Phillies Red (R).

YEAR	CLUB	W-L	ERA	G	GS	CG	SHO	SV	IP	H	R	ER	HR	HB	BB	SO	WP	BK	AVG
2019	DSL Phillies-R	0-0	9.00	3	0	0	0	0	3.0	2	3	3	0	1	3	3	0	1	.182
2020	Did not pitch																		
Minors Totals		0-0	9.00	3	0	0	0	0	3.0	2	3	3	0	1	3	3	0	1	.182

MILLAN, CARLOS JOSÉ... RHP... B-T: R-R... HT: 6-2; WT: 160... BORN: July 19, 2003, Carúpano, VZ... RESIDES: Carúpano... HOW OBTAINED: Signed by Phillies as an amateur free agent, 1/15/21... SIGNED BY: Carlos Salas and Ebert Velásquez.

MILLER, LUKE DOUGLAS... INF/OF... B-T: R-R... HT: 6-2; WT: 200... BORN: July 17, 1996, Muncie, IN... RESIDES: Muncie... HOW OBTAINED: Selected by Phillies in 22nd round of June 2018 draft... SIGNED BY: Justin Morgenstern... EDUCATION: Attended Indiana University... 2015 graduate of Cowan HS (IN)... MISC: Originally selected by MIN in 31st round of June 2017 draft, but did not sign.

2020: Did not play... **2019:** Started year with Lakewood (A)... Promoted to Clearwater (A) on 6/21 for the remainder of the season... At Clearwater, batted .357 (10-28) with a .941 OPS against LHP... Defensively, made starts at 1st base, 3rd base, LF and RF... **2018:** Began professional career with Gulf Coast League Phillies East (R)... Batted .300 (12-40) with RISP... Defensively, played 1st base, 2nd base, 3rd base, LF, CF and RF... Participated in Florida Instructional League.

YEAR	CLUB	AVG	G	AB	R	H	2B	3B	HR	RBI	SH	SF	HP	BB	SO	SB	CS	OBP	SLG	OPS	E
2018	GCL Phillies-E	.284	32	109	17	31	5	0	2	21	0	0	0	17	18	1	0	.381	.385	.766	8
2019	Lakewood	.260	21	73	13	19	2	0	3	12	0	0	1	12	20	1	2	.372	.411	.783	2
	Clearwater	.256	49	164	15	42	8	1	7	20	0	2	1	12	55	0	0	.307	.445	.752	4
2020	Did not play																				
Minors Totals		.266	102	346	45	92	15	1	12	53	0	2	2	41	93	2	2	.345	.419	.764	14

SCOUTING & PLAYER DEV.

MIRANDA, JUAN ANTONIO... LHP... B-T: L-L... HT: 5-10; WT: 185... BORN: February 27, 1999, Santo Domingo Este, DR... RESIDES: Santo Domingo... HOW OBTAINED: Signed by Phillies as an amateur free agent, 11/1/17... SIGNED BY: Carlos Salas.

2020: Did not pitch... 2019: Has not allowed a HR to the 274 batters he has faced to begin his professional career... Spent entire season with Gulf Coast League Phillies West (R)... Finished year riding a 12.2-inning scoreless streak, which began on 8/7... 2018: Selected as a Dominican Summer League All-Star... Ranked T-6th in the DSL in saves... Began pro career with DSL Phillies White (R)... Did not surrender a HR in 45.2 IP (166 total batters faced)... Did not allow a run in 10 games (16.1 IP) as a reliever... Held LHH to a .103 AVG (3-29) and RHH to a .172 AVG (22-128)... Participated in Florida Instructional League.

YEAR	CLUB	W-L	ERA	G	GS	CG	SHO	SV	IP	H	R	ER	HR	HB	BB	SO	WP	BK	AVG
2018	DSL Phillies-W	0-2	0.99	15	5	0	0	7	45.2	25	6	5	0	1	8	48	3	1	.159
2019	GCL Phillies-W	3-1	3.67	15	0	0	0	1	27.0	21	12	11	0	2	10	28	3	1	.221
2020	Did not pitch																		
Minors Totals		3-3	1.98	30	5	0	0	8	72.2	46	18	16	0	3	18	76	6	2	.183

MORA, RAYMOND ALEXANDER... OF/1B... B-T: R-R... HT: 6-0; WT: 180... BORN: July 29, 2000, Barquisimeto, VZ... RESIDES: Maturín, VZ... HOW OBTAINED: Signed by Phillies as an amateur free agent, 8/1/16... SIGNED BY: Jesús Méndez.

2020: Did not play... 2019: Led all Phillies short-season minor leaguers in walks... Ranked T-2nd in the Dominican Summer League in walks and 7th in OBP... Was his third consecutive year with DSL Phillies White (R)... 2018: Spent entire season with DSL Phillies White... 2017: Began professional career with DSL Phillies White... Was T-8th in the DSL in games... Hit .333 (19-57) against LHP.

YEAR	CLUB	AVG	G	AB	R	H	2B	3B	HR	RBI	SH	SF	HP	BB	SO	SB	CS	OBP	SLG	OPS	E
2017	DSL Phillies-W	.242	67	211	27	51	4	1	0	20	5	4	4	20	52	5	5	.314	.270	.584	4
2018	DSL Phillies-W	.191	53	173	18	33	6	1	0	12	4	2	6	15	39	4	7	.276	.237	.513	2
2019	DSL Phillies-W	.289	63	194	38	56	12	3	0	22	5	2	7	53	39	12	8	.453	.381	.835	4
2020	Did not play																				
Minors Totals		.242	183	578	83	140	22	5	0	54	14	8	17	88	130	21	20	.355	.298	.652	10

MULLER, ARQUEDION EXODES... INF... B-T: R-R... HT: 5-10; WT: 170... BORN: June 19, 2004, Amsterdam, Netherlands... RESIDES: Curaçao... HOW OBTAINED: Signed by Phillies as an amateur free agent, 2/19/21... SIGNED BY: Dargello Lodowica.

NAVA, ANDRICK SAMUEL... C... B-T: S-R... HT: 5-11; WT: 215... BORN: October 6, 2001, Cabimas, VZ... RESIDES: Cabimas... HOW OBTAINED: Signed by Phillies as an amateur free agent, 7/2/18... SIGNED BY: Rafael Álvarez and Rómulo Oliveros.

2020: Participated in Florida Instructional League... 2019: Led all Phillies short-season minor leaguers in AVG (min. 150 AB)... Ranked 6th in the Gulf Coast League in AVG & hits and was T-10th in games... Began professional career with GCL Phillies West (R)... Recorded a 15-game hitting streak (7/13-8/2), which was the longest such streak in the GCL... Participated in FIL... Following the season, was named the No. 6 prospect from the GCL by *Baseball America*.

YEAR	CLUB	AVG	G	AB	R	H	2B	3B	HR	RBI	SH	SF	HP	BB	SO	SB	CS	OBP	SLG	OPS	E
2019	GCL Phillies-W	.314	44	156	25	49	6	0	1	20	0	1	1	8	20	1	1	.349	.372	.721	3
2020	Did not play																				
Minors Totals		.314	44	156	25	49	6	0	1	20	0	1	1	8	20	1	1	.349	.372	.721	3

ORTEGA, FERNANDO JOSÉ... RHP... B-T: R-R... HT: 6-3; WT: 175... BORN: October 10, 2001, Santiago de los Caballeros, DR... RESIDES: Santiago de los Caballeros... HOW OBTAINED: Signed by Phillies as an amateur free agent, 7/6/18... SIGNED BY: Carlos Salas and Andrés Hiraldo.

2020: Did not pitch... 2019: Began professional career with Dominican Summer League Phillies White (R)... Was T-1st among DSL pitchers and Phillies short-season minor league pitchers in starts... Did not surrender a HR to the 226 batters he faced.

YEAR	CLUB	W-L	ERA	G	GS	CG	SHO	SV	IP	H	R	ER	HR	HB	BB	SO	WP	BK	AVG
2019	DSL Phillies-W	1-3	3.68	15	#15	0	0	0	51.1	40	26	21	0	5	37	37	10	0	.222
2020	Did not pitch																		
Minors Totals		1-3	3.68	15	#15	0	0	0	51.1	40	26	21	0	5	37	37	10	0	.222

Tied for league lead

ORTEGA, JUNIOR OMAR... OF... B-T: R-R... HT: 6-1; WT: 195... BORN: September 30, 1999, Santo Domingo Centro, DR... RESIDES: Santo Domingo... HOW OBTAINED: Signed by Phillies as an amateur free agent, 9/13/17... SIGNED BY: Carlos Salas.

2020: Did not play... 2019: Spent first professional season with Dominican Summer League Phillies Red (R)... Ranked T-9th in the DSL in triples and 10th in XBH (26)... Started at each OF position... 2018: Did not play.

YEAR	CLUB	AVG	G	AB	R	H	2B	3B	HR	RBI	SH	SF	HP	BB	SO	SB	CS	OBP	SLG	OPS	E
2018	Did not play																				
2019	DSL Phillies-R	.254	57	209	40	53	14	7	5	35	0	4	6	17	43	15	4	.322	.459	.781	2
2020	Did not play																				
Minors Totals		.254	57	209	40	53	14	7	5	35	0	4	6	17	43	15	4	.322	.459	.781	2

PACHECO, LUIS CARLOS... RHP... B-T: R-R... HT: 6-2; WT: 220... BORN: April 22, 1999, Palo Negro, VZ... RESIDES: Santa Rita, VZ... HOW OBTAINED: Signed by Phillies as an amateur free agent, 10/3/16... SIGNED BY: Jesús Méndez.

2020: Did not pitch... 2019: Spent entire season with Gulf Coast League Phillies West (R)... Posted a 3.45 ERA (6 ER, 15.2 IP) in 5 relief appearances and 5.40 ERA (10 ER, 16.2 IP) in 6 starts... 2018: Spent entire season with Dominican Summer League Phillies White (R)... Posted a 0.82 ERA (1 ER, 11.0 IP) in 5 relief appearances... Held opponents to a .186 AVG (13-70) with RISP... Limited LHH to a .197 AVG (14-71) and RHH to a .188 AVG (30-160)... Participated in Florida Instructional League... 2017: Began professional career with DSL Phillies White.

YEAR	CLUB	W-L	ERA	G	GS	CG	SHO	SV	IP	H	R	ER	HR	HB	BB	SO	WP	BK	AVG
2017	DSL Phillies-W	0-0	2.57	2	2	0	0	0	7.0	3	2	2	0	2	1	7	1	0	.125
2018	DSL Phillies-W	5-3	2.00	16	11	0	0	0	63.0	44	25	14	1	10	33	61	9	0	.190
2019	GCL Phillies-W	2-1	4.45	11	6	0	0	0	32.1	37	19	16	1	3	16	33	8	1	.282
2020	Did not pitch																		
Minors Totals		7-4	2.81	29	19	0	0	0	102.1	84	46	32	2	15	50	101	18	1	.218

PAZ, ENDER JOSÉ... RHP... B-T: R-R... HT: 6-1; WT: 187... BORN: March 26, 2004, El Vigia, VZ... RESIDES: Bobures, VZ... HOW OBTAINED: Signed by Phillies as an amateur free agent, 1/30/21... SIGNED BY: Rafael Álvarez and Elvis García.

PELLETIER, BENJAMIN (Ben)... OF... B-T: R-R... HT: 6-2; WT: 208... BORN: August 22, 1998, Varennes, Quebec, Canada... RESIDES: Varennes... HOW OBTAINED: Selected by Phillies in 34th round of June 2015 draft... SIGNED BY: Alex Agostino... EDUCATION: 2015 graduate of École Secondaire des Montagnes (Quebec).

2020: Did not play... 2019: Spent season with Lakewood (A)... Made at least 15 starts at all three outfield positions, recording 14 assists... Participated in Florida Instructional League... 2018: Spent entire season with Williamsport (A)... Ranked 2nd in the New York-Penn League in hits, RBI & total bases (123), 3rd in AB, T-3rd in doubles & HR, 4th in SLG, 5th in games and 6th in OPS... Twice named NYPL Player of the Week: 7/23-29 & 8/13-19... Selected as Phillies Minor League Player of the Week, 8/13-19... Among all Phillies short-season minor leaguers, ranked 1st in HR, RBI & total bases and was T-1st in doubles... Batted .303 (54-178) with an .889 OPS against RHP... Led all NYPL outfielders in games (69)... Had 8 outfield assists... Participated in FIL... 2017: Spent entire season with Gulf Coast League Phillies (R)... Selected as a GCL All-Star... Ranked 3rd in the GCL in AVG, 6th in SLG, T-6th in doubles & total bases (81), 7th in hits and T-9th in OPS... Was T-1st in AVG among all qualifying Phillies short-season minor leaguers... Slugged first 3 HR of his pro career within a span of 4 games, 7/7-13... Had an 11-game hitting streak (.488 AVG, 20-41), 7/29-8/9... Hit .388 (33-85) over 23 August games... Batted .370 (20-54) with RISP... Hit .362 (50-138) against RHP... Participated in FIL... 2016: Began pro career with GCL Phillies... Participated in FIL.

YEAR	CLUB	AVG	G	AB	R	H	2B	3B	HR	RBI	SH	SF	HP	BB	SO	SB	CS	OBP	SLG	OPS	E
2016	GCL Phillies	.217	27	83	14	18	2	1	0	5	0	0	1	5	25	1	0	.270	.265	.535	0
2017	GCL Phillies	.333	46	171	21	57	13	1	3	26	0	1	0	8	30	1	0	.361	.474	.835	1
2018	Williamsport	.277	69	256	29	71	17	4	9	45	1	5	8	16	63	1	1	.333	.480	.814	3
2019	Lakewood	.197	107	371	43	73	16	1	13	40	0	0	9	31	130	2	1	.275	.350	.625	7
2020	Did not play																				
Minors Totals		.249	249	881	107	219	48	7	25	116	1	6	18	60	248	5	2	.308	.404	.712	11

PÉREZ, RICKARDO ALEJANDRO... C... B-T: L-R... HT: 5-10; WT: 172... BORN: December 4, 2003, Carabobo, VZ... RESIDES: Guacara, VZ... HOW OBTAINED: Signed by Phillies as an amateur free agent, 1/15/21... SIGNED BY: Rafael Álvarez and William Mota.

PERKINS, JOHN RYAN (Jack)... RHP... B-T: R-R... HT: 6-3; WT: 215... BORN: August 6, 1997, Germantown, MD... RESIDES: Oxford, FL... HOW OBTAINED: Selected by Phillies in 11th round of June 2018 draft... SIGNED BY: Jeff Zona Jr... EDUCATION: Attended Stetson University (FL)... 2015 graduate of The Villages HS (FL).

2020: Participated in Florida Instructional League... 2019: Began season with Lakewood (A)... Posted a 1.93 ERA (5 ER, 23.1 IP) over his first 7 appearances (5 starts)... Was on the IL, 6/23-7/29, with right shoulder impingement syndrome... Made a rehab assignment with Gulf Coast League Phillies West (R)... Upon being reinstated from the IL, was promoted to Clearwater (A) for remainder of the season... 2018: Made professional debut with GCL Phillies West... Promoted to Williamsport (A), 6/28... Tossed 2.0 or more innings in all 7 of his relief appearances.

YEAR	CLUB	W-L	ERA	G	GS	CG	SHO	SV	IP	H	R	ER	HR	HB	BB	SO	WP	BK	AVG
2018	GCL Phillies-W	0-0	0.00	1	0	0	0	0	2.0	1	0	0	0	0	1	2	0	0	.167
	Williamsport	1-1	4.50	8	2	0	0	0	18.0	17	9	9	1	2	4	18	1	0	.262
2019	Lakewood	0-1	2.53	3	2	0	0	0	10.2	12	4	3	0	1	7	16	1	0	.293
	GCL Phillies-W	0-0	2.08	3	3	0	0	0	8.2	7	2	2	0	1	3	14	0	0	.226
	Clearwater	0-4	5.85	5	4	0	0	0	20.0	22	13	13	2	1	4	15	2	0	.282
2020	Did not pitch																		
Minors Totals		1-6	4.10	20	11	0	0	0	59.1	59	28	27	3	5	19	65	4	0	.267

PERTUZ, JACKIE ROBINSON... C... B-T: L-R... HT: 6-1; WT: 185... BORN: November 1, 2002, Barranquilla, Colombia... RESIDES: Barranquilla... HOW OBTAINED: Signed by Phillies as an amateur free agent, 7/2/19... SIGNED BY: Alvaro Blanco and Carlos Salas.

2020: Did not play.

PETTIT, JONATHAN... RHP... B-T: R-R... HT: 6-1; WT: 185... BORN: April 19, 2001, Valencia, VZ... RESIDES: Naguanagua, VZ... HOW OBTAINED: Signed by Phillies as an amateur free agent, 4/26/19... SIGNED BY: Rafael Álvarez and William Mota.

2020: Did not pitch... 2019: Was on the restricted list, 5/28-7/31, and did not pitch.

PHELAN, COREY... LHP... B-T: L-L... HT: 6-2; WT: 180... BORN: July 3, 2002, Mineola, NY... RESIDES: Huntington, NY... HOW OBTAINED: Signed by Phillies as a non-drafted free agent, 8/12/20... SIGNED BY: Sal Agostinelli... EDUCATION: 2020 graduate of Harborfields HS (NY).

2020: Participated in Florida Instructional League.

PICHARDO, KERVIN FRANCISCO... SS... B-T: R-R... HT: 5-11; WT: 185... BORN: October 15, 2001, New York, NY... RESIDES: Bronx, NY... HOW OBTAINED: Signed by Phillies as an amateur free agent, 6/11/19... SIGNED BY: Carlos Salas.

2020: Did not play... 2019: Began pro career with Dominican Summer League Phillies Red (R).

YEAR	CLUB	AVG	G	AB	R	H	2B	3B	HR	RBI	SH	SF	HP	BB	SO	SB	CS	OBP	SLG	OPS	E
2019	DSL Phillies-R	.214	39	140	16	30	4	0	0	14	2	0	5	17	20	5	2	.321	.243	.564	13
2020	Did not play																				
Minors Totals		.214	39	140	16	30	4	0	0	14	2	0	5	17	20	5	2	.321	.243	.564	13

PINA, NICOLY... RHP... B-T: R-R... HT: 6-2; WT: 225... BORN: October 8, 1999, San Juan de la Maguana, DR... RESIDES: San Juan de la Maguana... HOW OBTAINED: Signed by Phillies as an amateur free agent, 5/3/18... SIGNED BY: Carlos Salas and Franklin Felida.

2020: Did not pitch... 2019: Spent season with Gulf Coast League Phillies West (R)... Recorded multiple strikeouts in 9 of his 15 appearances... Participated in Florida Instructional League... 2018: Began professional career with Dominican Summer League Phillies Red (R)... Did not allow a HR to 225 batters he faced... Limited LHH to a .171 AVG (13-76)... Participated in FIL.

YEAR	CLUB	W-L	ERA	G	GS	CG	SHO	SV	IP	H	R	ER	HR	HB	BB	SO	WP	BK	AVG
2018	DSL Phillies-R	1-3	4.00	17	11	0	0	1	54.0	41	26	24	0	4	35	53	7	1	.220
2019	GCL Phillies-W	2-1	3.57	15	0	0	0	3	17.2	9	7	7	0	1	14	28	7	0	.153
2020	Did not pitch																		
Minors Totals		3-4	3.89	32	11	0	0	4	71.2	50	33	31	0	5	49	81	14	1	.204

PINEDA, LEANDRO ANDRÉS... OF... B-T: L-L... HT: 6-2; WT: 185... BORN: June 4, 2002, Valencia, VZ... RESIDES: Valencia... HOW OBTAINED: Signed by Phillies as an amateur free agent, 7/6/18... SIGNED BY: Rafael Álvarez and William Mota.

2020: Did not play... 2019: Began pro career with Dominican Summer League Phillies White (R).

YEAR	CLUB	AVG	G	AB	R	H	2B	3B	HR	RBI	SH	SF	HP	BB	SO	SB	CS	OBP	SLG	OPS	E
2019	DSL Phillies-W	.184	61	190	22	35	4	0	1	19	3	2	6	22	40	4	4	.286	.221	.507	2
2020	Did not play																				
Minors Totals		.184	61	190	22	35	4	0	1	19	3	2	6	22	40	4	4	.286	.221	.507	2

PIPKIN, DOMINIC MICHAEL... RHP... B-T: R-R... HT: 6-5; WT: 185... BORN: November 5, 1999, Pinole, CA... RESIDES: Pinole... HOW OBTAINED: Selected by Phillies in 9th round of June 2018 draft... SIGNED BY: Joey Davis... EDUCATION: 2018 graduate of Pinole Valley HS.

2020: Participated in Florida Instructional League... 2019: Spent season with Lakewood (A)... Posted a 3.29 ERA (15 ER, 41.0 IP) in his first 12 appearances (6 starts)... Was on the IL, 8/26-end of season (right shoulder inflammation)... 2018: Began professional career with Gulf Coast League Phillies East (R)... Held LHH to a .194 AVG (6-31)... Participated in FIL.

YEAR	CLUB	W-L	ERA	G	GS	CG	SHO	SV	IP	H	R	ER	HR	HB	BB	SO	WP	BK	AVG
2018	GCL Phillies-E	1-2	3.64	10	8	0	0	0	29.2	27	12	12	3	1	8	18	3	0	.252
2019	Lakewood	3-4	5.15	24	12	0	0	1	71.2	71	51	41	4	12	45	44	15	0	.261
2020	Did not pitch																		
Minors Totals		4-6	4.71	34	20	0	0	1	101.1	98	63	53	7	13	53	62	18	0	.259

POTTER, MARK... RHP... B-T: R-R... HT: 6-5; WT: 280... BORN: November 12, 1997, Rockledge, FL... RESIDES: Columbia, SC... HOW OBTAINED: Selected by Phillies in 19th round of June 2018 draft... SIGNED BY: Jeff Zona Jr... EDUCATION: Attended College of Central Florida and Jacksonville University (FL)... 2016 graduate of Melbourne Central Catholic HS (FL).

2020: Did not pitch... 2019: Spent season with Lakewood (A)... Struck out multiple batters in 13 of his 27 appearances... RHH were just 12-for-84 (.143 AVG) with 1 HR against him... 2018: Began professional career with Gulf Coast League Phillies East (R)... Held opponents to a .154 AVG (4-26) and 0 XBH with RISP... Participated in Florida Instructional League.

YEAR	CLUB	W-L	ERA	G	GS	CG	SHO	SV	IP	H	R	ER	HR	HB	BB	SO	WP	BK	AVG
2018	GCL Phillies-E	1-0	1.96	11	0	0	0	0	23.0	18	8	5	1	2	4	13	0	0	.212
2019	Lakewood	0-4	2.50	27	0	0	0	9	36.0	25	13	10	3	2	14	33	1	0	.194
2020	Did not pitch																		
Minors Totals		1-4	2.29	38	0	0	0	9	59.0	43	21	15	4	4	18	46	1	0	.201

PULIDO, DANYONY... RHP... B-T: R-R... HT: 6-1; WT: 165... BORN: October 19, 2002, Caracas, VZ... RESIDES: Caracas... HOW OBTAINED: Signed by Phillies as an amateur free agent, 1/15/21... SIGNED BY: Rafael Alvarez.

QUERALES, JESÚS EDUARDO... RHP... B-T: R-R... HT: 5-11; WT: 183... BORN: February 18, 2003, Barinas, VZ... RESIDES: Barinas... HOW OBTAINED: Signed by Phillies as an amateur free agent, 7/2/19... SIGNED BY: Alvaro Blanco and Carlos Salas.

2020: Did not pitch.

RADCLIFF, BARON KEYTON... OF... B-T: L-R... HT: 6-4; WT: 235... BORN: February 9, 1999, Lansing, MI... RESIDES: Liburn, GA... HOW OBTAINED: Selected by Phillies in 5th round of June 2020 draft... SIGNED BY: Aaron Jersild... EDUCATION: Attended Georgia Tech... 2017 graduate of Norcross HS (GA)... MISC: Originally selected by ATL in 40th round of June 2017 draft, but did not sign... Was named to the 2019 All-ACC Second Team... During a shortened 2020 collegiate season, had a .552 SLG with 4 2B, 2 3B, 3 HR and 17 RBI in 16 games... PERSONAL: His father, Vic, was selected by KC in the 4th round of the June 1995 draft and played professionally for 7 years.

2020: Participated in Florida Instructional League.

RAMÍREZ, RONNY JOSUE... LHP... B-T: L-L... HT: 5-10; WT: 167... BORN: November 3, 2002, Santo Domingo, DR... RESIDES: Santo Domingo... HOW OBTAINED: Signed by Phillies as an amateur free agent, 11/25/19... SIGNED BY: Juan Feliciano and Carlos Salas.

2020: Did not pitch.

RAMOS, YOANGEL DANIEL... SS... B-T: R-R... HT: 6-2; WT: 165... BORN: January 21, 2004, Barquisimeto, VZ... RESIDES: Barquisimeto... HOW OBTAINED: Signed by Phillies as an amateur free agent, 1/15/21... SIGNED BY: Rafael Álvarez and Franklin Rojas.

RANDOLPH, CORNELIUS CLEOPATRICK... OF... B-T: L-R... HT: 5-11; WT: 200... BORN: June 2, 1997, Brunswick, GA... RESIDES: Newnan, GA... HOW OBTAINED: Selected by Phillies in 1st round (10th overall) of June 2015 draft... SIGNED BY: Aaron Jersild... EDUCATION: 2015 graduate of Griffin HS (GA)... MISC: Named a Perfect Game First-Team All-American in 2015.

2020: Played for Adelaide in the Australian Baseball League... 2019: Spent second straight season with Reading (AA)... Was on the IL, 4/19-30 (right hamstring strain) and 7/26-8/12 (right wrist tendinitis)... Named Phillies Minor League Player of the Week, 8/26-9/2... Posted an .844 OPS over his final 29 regular season games... 2018: Spent entire season with Reading... Named Phillies Minor League Player of the Week, 7/2-8... From 7/1-end of season, batted .314 (55-175) with an .825 OPS in 49 games... Hit .395 (17-43) with RISP and 2 outs... Had 8 outfield assists... 2017: Spent entire season with Clearwater (A)... Ranked 7th in the Florida State League in BB and T-8th in HR... Led the club in games & BB and T-1st in triples... Homered in 3 straight games, 4/7-9... Reached base safely in 29 consecutive games (.455 OBP), 6/14-7/20... Collected a season-high 4 hits, 7/15 at Daytona... Slashed .311/.417/.472 over 30 July games... Posted an .802 OPS following the All-Star break compared to a .672 OPS before the break... Following the season, played for Glendale in the Arizona Fall League... Named an AFL Rising Star... 2016: Began season with Lakewood (A)... Was on the IL, 4/26-7/6, with a left shoulder strain; included a rehab assignment with Gulf Coast League Phillies (R)... Batted .306 (34-111) with a .363 OBP in August... Participated in Florida Instructional League... 2015: Began pro career with GCL Phillies... Named a GCL All-Star... Ranked 1st in the GCL in OPS, 2nd in OBP, walks & doubles, 4th in SLG, T-5th in runs, 7th in total bases (76), 8th in AVG, T-8th in games and T-10th in hits & RBI... Reached base safely in 43 of his 53 games... Went 3-for-3, R, 3B, RBI, BB in his pro debut, 6/25 vs GCL Pirates... Had a season-high 4 hits, 8/1 vs GCL Astros... Participated in FIL... Following the season, was named the No. 6 prospect in the Phillies minor league system by *Baseball America*.

YEAR	CLUB	AVG	G	AB	R	H	2B	3B	HR	RBI	SH	SF	HP	BB	SO	SB	CS	OBP	SLG	OPS	E
2015	GCL Phillies	.302	53	172	34	52	15	3	1	24	0	2	6	32	32	6	5	.425	.442	.867	0
2016	Lakewood	.274	63	241	33	66	12	1	2	27	0	3	6	26	57	5	4	.355	.357	.712	2
	GCL Phillies	.077	5	13	1	1	0	0	0	0	0	0	2	3	0	0	.200	.077	.277	0	
2017	Clearwater	.250	122	440	47	110	18	5	13	55	4	5	6	55	125	7	3	.338	.402	.740	2
2018	Reading	.241	118	410	52	99	18	0	5	40	2	2	3	48	92	3	3	.324	.322	.646	4
2019	Reading	.247	102	348	42	86	15	4	10	44	0	1	3	37	102	9	5	.324	.399	.723	2
2020	Did not play																				
Minors Totals		.255	463	1624	209	414	78	13	31	190	6	13	24	200	411	30	20	.343	.376	.719	10

* League leader

REYES, ANDY... RHP... B-T: R-R... HT: 6-1; WT: 185... BORN: March 11, 2000, Baní, DR... RESIDES: Baní... HOW OBTAINED: Signed by Phillies as an amateur free agent, 7/17/17... SIGNED BY: Carlos Salas.

2020: Did not pitch... 2019: Spent season with Gulf Coast League Phillies East (R)... 2018: Began professional career with Dominican Summer League Phillies White (R)... Held LHH to a .146 AVG (6-41).

YEAR	CLUB	W-L	ERA	G	GS	CG	SHO	SV	IP	H	R	ER	HR	HB	BB	SO	WP	BK	AVG
2018	DSL Phillies-W	1-1	3.44	17	1	0	0	2	34.0	31	21	13	1	4	20	22	3	1	.250
2019	GCL Phillies-E	1-0	3.66	14	0	0	0	0	19.2	20	12	8	1	4	15	18	9	1	.274
2020	Did not pitch																		
Minors Totals		2-1	3.52	31	1	0	0	2	53.2	51	33	21	2	8	35	40	12	2	.259

REYES, CARLO DANIEL... RHP... B-T: R-R... HT: 5-11; WT: 210... BORN: July 4, 1998, Boca Chica, DR... RESIDES: Boca Chica... HOW OBTAINED: Signed by Phillies as an amateur free agent, 10/9/18... SIGNED BY: Carlos Salas.

2020: Did not pitch... 2019: Spent first pro season with Dominican Summer League Phillies White (R)... Ranked 4th in the DSL in strikeouts, T-5th in starts and 6th in WHIP (1.01)... Held RHH to a .200 AVG and .271 SLG.

YEAR	CLUB	W-L	ERA	G	GS	CG	SHO	SV	IP	H	R	ER	HR	HB	BB	SO	WP	BK	AVG	
2019	DSL Phillies-W	4-2	2.45	14	14	0	0	0	62.1	50	20	17	2	3	13	72	3	2	.216	
2020	Did not pitch																			
Minors Totals		4-2	2.45	14	14	0	0	0	62.1	50	20	17	2	3	13	72	3	2	.216	

REYES, FELIX YOMAEL... OF... B-T: R-R... HT: 6-4; WT: 215... BORN: March 26, 2001, Baní, DR... RESIDES: Baní... HOW OBTAINED: Signed by Phillies as an amateur free agent, 2/22/20... SIGNED BY: Luis García.

2020: Did not play.

REYES, PEDRO ANTONIO... RHP... B-T: R-R... HT: 6-3; WT: 190... BORN: November 26, 2002, Coatzacoalcos, MX... RESIDES: Coatzacoalcos... HOW OBTAINED: Signed by Phillies as an amateur free agent, 1/4/20... SIGNED BY: Oneri Fleita and Charlie Gastelum.

2020: Did not pitch.

RIVAS, JONATHAN ENRIQUE... RHP... B-T: R-R... HT: 5-11; WT: 185... BORN: September 1, 2001, Araya, VZ... RESIDES: Araya... HOW OBTAINED: Signed by Phillies as an amateur free agent, 7/2/18... SIGNED BY: Rafael Álvarez and Ebert Velásquez.

2020: Did not pitch... 2019: Began pro career with Dominican Summer League Phillies White (R)... Posted a 2.31 ERA (6 ER, 23.1 IP) with 5 saves in his first 12 appearances.

YEAR	CLUB	W-L	ERA	G	GS	CG	SHO	SV	IP	H	R	ER	HR	HB	BB	SO	WP	BK	AVG	
2019	DSL Phillies-W	2-0	3.38	21	0	0	0	5	40.0	37	19	15	2	4	20	34	5	1	.245	
2020	Did not pitch																			
Minors Totals		2-0	3.38	21	0	0	0	5	40.0	37	19	15	2	4	20	34	5	1	.245	

RODRÍGUEZ, ALBERT AQUILES... OF... B-T: R-R... HT: 6-2; WT: 175... BORN: December 11, 2002, San Pedro de Macorís, DR... RESIDES: San Pedro de Macorís... HOW OBTAINED: Signed by Phillies as an amateur free agent, 11/25/19... SIGNED BY: Robert Aquino and Bernardo Pérez.

2020: Did not play.

RODRÍGUEZ, CÉSAR ENRIQUE... C... B-T: S-R... HT: 5-9; WT: 210... BORN: December 26, 2000, Valencia, VZ... RESIDES: San Joaquín, VZ... HOW OBTAINED: Signed by Phillies as an amateur free agent, 7/2/17... SIGNED BY: Rafael Álvarez.

2020: Participated in Florida Instructional League... 2019: Spent season with Gulf Coast League Phillies East (R)... Participated in FIL... 2018: Began professional career with Dominican Summer League Phillies White (R)... Defensively, made starts at catcher (34) and 1st base (10)... Caught 26 of 66 (39.4%) runners attempting to steal... Participated in FIL.

YEAR	CLUB	AVG	G	AB	R	H	2B	3B	HR	RBI	SH	SF	HP	BB	SO	SB	CS	OBP	SLG	OPS	E
2018	DSL Phillies-W	.241	67	224	24	54	10	0	1	30	0	4	4	28	33	4	7	.331	.299	.630	10
2019	GCL Phillies-E	.172	30	87	10	15	4	0	1	10	0	2	0	10	11	0	0	.253	.253	.505	4
2020	Did not play																				
Minors Totals		.222	97	311	34	69	14	0	2	40	0	6	4	38	44	4	7	.309	.286	.595	14

RODRÍGUEZ, SOLARDO JOSÉ... C... B-T: R-R... HT: 5-11; WT: 170... BORN: November 24, 2003, Distrito Jimenez, VZ... RESIDES: Maracay, VZ... HOW OBTAINED: Signed by Phillies as an amateur free agent, 1/15/21... SIGNED BY: Rafael Álvarez and Franklin Rojas.

RONDÓN, CARLOS DAVID... SS... B-T: S-R... HT: 5-10; WT: 160... BORN: April 18, 2002, Maturín, VZ... RESIDES: Maturín... HOW OBTAINED: Signed by Phillies as an amateur free agent, 8/10/18... SIGNED BY: Rafael Álvarez and Ebert Velásquez.

2020: Did not play... 2019: Began pro career with Dominican Summer League Phillies White (R).

YEAR	CLUB	AVG	G	AB	R	H	2B	3B	HR	RBI	SH	SF	HP	BB	SO	SB	CS	OBP	SLG	OPS	E
2019	DSL Phillies-W	.233	51	163	23	38	5	1	0	17	3	1	1	28	17	5	3	.347	.276	.623	3
2020	Did not play																				
Minors Totals		.233	51	163	23	38	5	1	0	17	3	1	1	28	17	5	3	.347	.276	.623	3

RONDÓN, LEONARDO DAVID... INF... B-T: S-R... HT: 5-8; WT: 160... BORN: March 10, 2004, Caracas, VZ... RESIDES: Caracas... HOW OBTAINED: Signed by Phillies as an amateur free agent, 1/15/21... SIGNED BY: Rafael Álvarez and Jesus Blanco.

ROSARIO, DALVIN MANUEL... RHP... B-T: R-R... HT: 6-1; WT: 190... BORN: June 15, 2000, Santo Domingo Este, DR... RESIDES: Manoguayabo, DR... HOW OBTAINED: Signed by Phillies as an amateur free agent, 7/2/16... SIGNED BY: Carlos Salas.

2020: Did not pitch... 2019: Spent season with Gulf Coast League Phillies West (R)... 2018: Spent entire season with Dominican Summer League Phillies White (R)... Went 4-0 with a 0.92 ERA (3 ER, 29.1 IP) in 5 July starts... Limited opponents to .053 AVG (1-19) with RISP and 2 outs... Participated in Florida Instructional League... 2017: Began professional career with DSL Phillies Red.

YEAR	CLUB	W-L	ERA	G	GS	CG	SHO	SV	IP	H	R	ER	HR	HB	BB	SO	WP	BK	AVG
2017	DSL Phillies-R	0-1	INF	2	0	0	0	0	0.0	3	10	10	0	2	6	0	2	1	1.000
2018	DSL Phillies-W	4-4	4.47	13	13	0	0	0	50.1	48	32	25	2	4	33	47	6	2	.258
2019	GCL Phillies-W	2-1	7.13	12	0	0	0	0	17.2	19	15	14	0	2	16	14	10	0	.275
2020	Did not pitch																		
Minors Totals		6-6	6.49	27	13	0	0	0	68.0	70	57	49	2	8	55	61	18	3	.271

ROSARIO, RICARDO EMANUEL... OF... B-T: R-R... HT: 6-0; WT: 170... BORN: February 8, 2003, Maracay, VZ... RESIDES: Maracay... HOW OBTAINED: Signed by Phillies as an amateur free agent, 7/2/19... SIGNED BY: Rafael Álvarez and William Mota.

2020: Did not play.

ROSARIO, YEMIL ENMANUEL... INF... B-T: R-R... HT: 6-2; WT: 150... BORN: April 12, 2004, Santo Domingo Oeste, DR... HOW OBTAINED: Signed by Phillies as an amateur free agent, 1/15/21... SIGNED BY: Carlos Salas and Juan Feliciano.

ROSS, AUSTIN MICHAEL... RHP... B-T: R-R... HT: 6-1; WT: 190... BORN: August 16, 1994, Beaver, PA... RESIDES: Beaver... HOW OBTAINED: Selected by Phillies in 35th round of June 2018 draft... SIGNED BY: Kellan McKeon... EDUCATION: 2018 graduate of Radford University (VA)... 2013 graduate of Beaver Area HS.

2020: Pitched for Adelaide in the Australian Baseball League... 2019: Spent season with Clearwater (A)... Pitched at least 2.0 innings in 24 of his 38 relief appearances... Held RHH to a .218 AVG (29-133)... Following the season, pitched for Jalisco in the Mexican Pacific Winter League... 2018: Made professional debut with Gulf Coast League Phillies West (R)... Promoted to Williamsport (A) on 6/28 for remainder of season... Across both levels, averaged 14.01 SO/9.0 IP (55 SO, 35.1 IP)... Recorded at least 1 SO in all 18 relief appearances... Combined to limit RHH to a .188 AVG (15-80)... Participated in Florida Instructional League.

YEAR	CLUB	W-L	ERA	G	GS	CG	SHO	SV	IP	H	R	ER	HR	HB	BB	SO	WP	BK	AVG
2018	GCL Phillies-W	0-0	0.00	2	0	0	0	0	3.0	2	1	0	0	0	1	3	0	0	.154
	Williamsport	1-1	3.34	16	0	0	0	1	32.1	24	16	12	1	7	20	52	3	0	.209
2019	Clearwater	5-1	3.66	38	0	0	0	4	66.1	55	29	27	7	7	24	74	7	0	.226
2020	Did not pitch																		
Minors Totals		6-2	3.45	56	0	0	0	5	101.2	81	46	39	8	14	45	129	10	0	.218

ROTT, RUDOLPH JOSEPH (Rudy)... 1B... B-T: L-R... HT: 5-11; WT: 230... BORN: September 7, 1996, La Crosse, WI... RESIDES: Holmen, WI... HOW OBTAINED: Selected by Phillies in 9th round of June 2019 draft... SIGNED BY: Timi Moni... EDUCATION: 2019 graduate of Ohio University... 2015 graduate of Aquinas HS (WI)... MISC: During his junior (2018) and senior seasons (2019) at Ohio, was named Mid-American Conference Player of the Year, becoming the first-ever two-time recipient of the award... In 2019, became the school's all-time hits leader.

2020: Did not play... 2019: Began pro career with Williamsport (A)... Hit first pro HR, 8/25 at Batavia.

YEAR	CLUB	AVG	G	AB	R	H	2B	3B	HR	RBI	SH	SF	HP	BB	SO	SB	CS	OBP	SLG	OPS	E
2019	Williamsport	.233	46	159	11	37	5	1	1	13	1	1	5	13	25	2	2	.309	.296	.605	1
2020	Did not play																				
Minors Totals		.233	46	159	11	37	5	1	1	13	1	1	5	13	25	2	2	.309	.296	.605	1

SÁNCHEZ, JADIEL ALEXIS... OF... B-T: S-R... HT: 6-2; WT: 200... BORN: May 10, 2001, Guayama, PR... RESIDES: Arroyo, PR... HOW OBTAINED: Selected by Phillies in 12th round of June 2019 draft... SIGNED BY: Luis Raffan... EDUCATION: 2019 graduate of Escuela Superior Natividad Rodríguez González (PR).

2020: Played for RA12 in the Puerto Rican Winter League... 2019: Began pro career with Gulf Coast League Phillies West (R)... Slugged first pro HR in his first game, 7/19 at GCL Tigers West... Participated in Florida Instructional League.

YEAR	CLUB	AVG	G	AB	R	H	2B	3B	HR	RBI	SH	SF	HP	BB	SO	SB	CS	OBP	SLG	OPS	E
2019	GCL Phillies-W	.167	10	36	3	6	0	0	1	4	0	0	0	2	9	0	1	.211	.250	.461	0
2020	Did not play																				
Minors Totals		.167	10	36	3	6	0	0	1	4	0	0	0	2	9	0	1	.211	.250	.461	0

SCOUTING & PLAYER DEV.

SÁNCHEZ, RODOLFO JESUS... RHP... B-T: R-R... HT: 5-10; WT: 165... BORN: January 12, 2000, Bani, DR... RESIDES: Bani... HOW OBTAINED: Acquired from TB as the player to be named later in exchange for RHP Edgar Garcia, 11/5/20; originally signed by TB as an amateur free agent, 7/2/16... SIGNED BY: Miguel Richardson and Daniel Santana.

2020: Did not pitch... 2019: Spent entire season with Hudson Valley (A), where he led the club in GS and IP... Ranked 8th in WHIP (1.18) and 9th in OPP AVG (.230) among qualifying New York-Penn League pitchers... Held opponents to a .158 AVG (9-57) with RISP... 2018: Began season with Dominican Summer League Rays-1 (R)... Promoted to Gulf Coast League Rays (R), 6/17... Promoted to Princeton (R) on 8/23... Named Appalachian League Pitcher of the Week for the period of 8/20-26 after tossing 5.0 hitless innings of relief, 8/24 vs Danville... Combined to post a 2.33 ERA and 1.01 WHIP across three levels... 2017: Began professional career with DSL Rays-2 (R).

YEAR	CLUB	W-L	ERA	G	GS	CG	SHO	SV	IP	H	R	ER	HR	HB	BB	SO	WP	BK	AVG
2017	DSL Rays-2	5-1	3.73	17	1	0	0	4	31.1	26	16	13	3	4	15	33	2	1	.230
2018	DSL Rays-1	1-0	0.00	3	3	0	0	0	13.1	5	0	0	0	1	4	14	0	0	.111
	GCL Rays	4-3	3.23	10	7	0	0	0	47.1	49	25	17	4	3	7	43	2	0	.263
	Princeton	1-0	0.00	1	0	0	0	0	5.0	0	0	0	0	0	1	7	0	0	.000
2019	Hudson Valley	3-2	3.41	13	13	0	0	0	63.1	55	24	24	4	0	20	57	7	0	.230
2020	Did not pitch																		
Minors Totals		14-6	3.03	44	24	0	0	4	160.1	135	65	54	11	8	47	154	11	1	.226

SÁNCHEZ, SERGIO RAFAEL... LHP... B-T: L-L... HT: 6-1; WT: 215... BORN: December 16, 2000, San Felipe, VZ... RESIDES: San Felipe... HOW OBTAINED: Signed by Phillies as an amateur free agent, 11/16/17... SIGNED BY: Rómulo Oliveros.

2020: Did not pitch... 2019: Spent season with Dominican Summer League Phillies Red (R)... Surrendered only 3 XBH (3 3B) to the 114 batters he faced... 2018: Began professional career with DSL Phillies White... Earned a win in 3 of his final 4 games... Held opponents to a .192 AVG (5-26) and 1 XBH with RISP.

YEAR	CLUB	W-L	ERA	G	GS	CG	SHO	SV	IP	H	R	ER	HR	HB	BB	SO	WP	BK	AVG
2018	DSL Phillies-W	4-0	2.74	13	0	0	0	0	23.0	20	8	7	1	0	17	25	2	0	.233
2019	DSL Phillies-R	1-1	3.25	14	0	0	0	3	27.2	18	10	10	0	1	13	31	6	0	.180
2020	Did not pitch																		
Minors Totals		5-1	3.02	27	0	0	0	3	50.2	38	18	17	1	1	30	56	8	0	.204

SANTOS, VÍCTOR MANUEL... RHP... B-T: R-R... HT: 6-0; WT: 220... BORN: July 12, 2000, Villa Tapia, DR... RESIDES: Salcedo, DR... HOW OBTAINED: Signed by Phillies as an amateur free agent, 11/18/16... SIGNED BY: Carlos Salas.

2020: Did not pitch... 2019: Spent season with Lakewood (A)... Posted a 3.46 ERA (20 ER, 52.0 IP) in his first 13 games (6 starts)... Named South Atlantic League Pitcher of the Week, 6/17-23... Averaged 1.54 BB/9.0 IP... 2018: Led all Phillies short-season minor league pitchers in wins... Spent entire season with Gulf Coast League Phillies East (R)... Ranked 2nd in the GCL in wins, IP & SO, T-2nd in starts, T-5th in WHIP (1.13) and 10th in ERA... Named Phillies Minor League Co-Pitcher of the Month for July... Went 2-0 with a 2.30 ERA (7 ER, 27.1 IP) in 5 July starts... Had a 16.25 SO/BB ratio (65 SO, 4 BB)... Did not walk a hitter in 9 of his 11 starts... Struck out a season-high 11 batters on 7/28 at GCL Yankees East... Participated in Florida Instructional League... 2017: Began professional career with Dominican Summer League Phillies Red (R)... Posted a 1.38 ERA (4 ER, 26.0 IP) over his last 7 games (4 starts)... Averaged 0.92 BB/9.0 IP... Participated in FIL.

YEAR	CLUB	W-L	ERA	G	GS	CG	SHO	SV	IP	H	R	ER	HR	HB	BB	SO	WP	BK	AVG
2017	DSL Phillies-R	4-2	2.57	12	9	0	0	0	49.0	52	16	14	1	0	5	38	3	1	.268
2018	GCL Phillies-E	6-1	3.03	11	11	0	0	0	59.1	63	21	20	4	1	4	65	1	2	.268
2019	Lakewood	5-10	4.02	27	13	0	0	0	105.1	106	54	47	11	9	18	89	3	2	.264
2020	Did not pitch																		
Minors Totals		15-13	3.41	50	33	0	0	0	213.2	221	91	81	16	10	27	192	7	5	.266

SARA, JAMES WILLIAM (Jamie)... RHP... B-T: R-R... HT: 6-4; WT: 215... BORN: April 17, 1998, Denver, CO... RESIDES: Alexandria, VA... HOW OBTAINED: Selected by Phillies in 25th round of June 2019 draft... SIGNED BY: Kellan McKeon... EDUCATION: Attended the College of William and Mary (VA)... 2016 graduate of West Potomac HS (VA)... MISC: Originally selected by SD in 12th round of June 2016 draft, but did not sign.

2020: Did not pitch... 2019: Began pro career with Gulf Coast League Phillies East (R).

YEAR	CLUB	W-L	ERA	G	GS	CG	SHO	SV	IP	H	R	ER	HR	HB	BB	SO	WP	BK	AVG
2019	GCL Phillies-E	0-1	27.00	4	0	0	0	0	2.0	6	8	6	0	0	4	3	0	0	.500
2020	Did not pitch																		
Minors Totals		0-1	27.00	4	0	0	0	0	2.0	6	8	6	0	0	4	3	0	0	.500

SCHULTZ, ANDREW WADDELL... RHP... B-T: R-R... HT: 6-4; WT: 195... BORN: July 31, 1997, Atlanta, GA... RESIDES: Knoxville, TN... HOW OBTAINED: Selected by Phillies in 6th round of June 2019 draft... SIGNED BY: Timi Moni... EDUCATION: Attended University of Tennessee... 2016 graduate of Greater Atlanta Christian HS.

2020: Did not pitch... 2019: Began pro career with Gulf Coast League Phillies East (R) and was promoted to Lakewood (A) after one appearance... Was on the IL with right shoulder inflammation, 8/19 through the remainder of the season... Participated in Florida Instructional League.

SCHULTZ (continued)

YEAR	CLUB	W-L	ERA	G	GS	CG	SHO	SV	IP	H	R	ER	HR	HB	BB	SO	WP	BK	AVG	
2019	GCL Phillies-E	0-0	0.00	1	0	0	0	0	1.0	1	0	0	0	0	0	0	0	0	0	.333
	Lakewood	0-2	7.20	11	0	0	0	0	10.0	11	11	8	1	2	9	15	4	1	.262	
2020	Did not pitch																			
Minors Totals		0-2	6.55	12	0	0	0	0	11.0	12	11	8	1	2	9	15	4	1	.267	

SCHULZE, BRETT AUSTIN... RHP... B-T: R-R... HT: 6-1; WT: 196... BORN: November 24, 1997, Maple Grove, MN... RESIDES: Maple Grove... HOW OBTAINED: Selected by Phillies in 7th round of June 2019 draft... SIGNED BY: Justin Morgenstern... EDUCATION: Attended University of Minnesota... 2016 graduate of Maple Grove HS.

2020: Participated in Florida Instructional League... 2019: Began pro career with Gulf Coast League Phillies West (R)... Promoted to Williamsport (A), 7/5... Did not allow a run in his first 13.1 innings between the two levels and the only ER he allowed all season was in his final appearance... Participated in FIL.

YEAR	CLUB	W-L	ERA	G	GS	CG	SHO	SV	IP	H	R	ER	HR	HB	BB	SO	WP	BK	AVG	
2019	GCL Phillies-W	1-0	0.00	2	0	0	0	0	3.0	1	0	0	0	0	1	3	1	0	.100	
	Williamsport	0-0	0.38	10	5	0	0	0	23.2	21	7	1	1	2	16	34	2	0	.241	
2020	Did not pitch																			
Minors Totals		1-0	0.34	12	5	0	0	0	26.2	22	7	1	1	2	17	37	3	0	.227	

SEGOVIA, EDUAR... RHP... B-T: R-R... HT: 6-1; WT: 210... BORN: January 10, 2001, Valencia, VZ... RESIDES: Cabimas, VZ... HOW OBTAINED: Signed by Phillies as an amateur free agent, 5/11/18... SIGNED BY: Rómulo Oliveros.

2020: Participated in Florida Instructional League... 2019: Has not allowed a HR to the 176 batters he has faced to begin his professional career... Spent season with Gulf Coast League Phillies West (R)... Held RHH to a .083 AVG (5-62)... 2018: Began pro career with Dominican Summer League Phillies White (R)... Recorded at least 1 SO in each of his 10 relief appearances.

YEAR	CLUB	W-L	ERA	G	GS	CG	SHO	SV	IP	H	R	ER	HR	HB	BB	SO	WP	BK	AVG	
2018	DSL Phillies-W	1-2	0.59	10	0	0	0	5	15.1	6	3	1	0	2	10	18	3	0	.118	
2019	GCL Phillies-W	1-2	2.43	10	9	0	0	0	29.2	15	11	8	0	3	10	39	1	3	.150	
2020	Did not pitch																			
Minors Totals		2-4	1.80	20	9	0	0	5	45.0	21	14	9	0	5	20	57	4	3	.139	

SEVILLA, JEHISBERT AARON... INF... B-T: R-R... HT: 5-11; WT: 150... BORN: March 21, 2003, Maracay, VZ... RESIDES: Maracay... HOW OBTAINED: Signed by Phillies as an amateur free agent, 7/2/19... SIGNED BY: Rafael Álvarez and William Mota.

2020: Did not play.

SILVA, BRAHIAN JEAN CARLOS... C... B-T: R-R... HT: 5-10; WT: 170... BORN: December 30, 2002, Puerto Cabello, VZ... RESIDES: Puerto Cabello... HOW OBTAINED: Signed by Phillies as an amateur free agent, 7/2/19... SIGNED BY: Rafael Alvarez and Rómulo Oliveros.

2020: Did not play.

SILVA, MANUEL... LHP... B-T: L-L... HT: 6-1; WT: 165... BORN: December 18, 1998, Sabana Grande de Palenque, DR... RESIDES: Sabana Grande de Palenque... HOW OBTAINED: Signed by Phillies as an amateur free agent, 7/7/15... SIGNED BY: Carlos Salas.

2020: Participated in Florida Instructional League... 2019: Spent season with Lakewood (A)... After allowing 17 ER in his first 18.2 IP (8.20 ERA), allowed only 19 ER in his final 71.0 IP (2.41 ERA)... Surrendered only 0.30 HR/9.0 IP and did not allow a HR to a LHH... Had a 1.85 ERA (8 ER, 39.0 IP) in relief... 2018: Finished 4th in the New York-Penn League in ERA... Spent entire season with Williamsport (A)... Limited RHH to a .214 AVG (30-140)... Held opponents to a .164 AVG (9-55) with RISP... Participated in FIL... 2017: Spent entire season with Gulf Coast League Phillies (R)... Selected as a GCL All-Star... Was T-1st in the GCL in wins... Went 4-0 with a 0.69 ERA (2 ER, 26.0 IP) over his last 5 starts... Held opponents to a .175 AVG (7-40) with RISP... Participated in FIL... 2016: Began pro career with Dominican Summer League Phillies-1 (R)... Posted a 2.53 ERA (15 ER, 53.1 IP) as a starter... Participated in FIL... 2015: Participated in FIL.

YEAR	CLUB	W-L	ERA	G	GS	CG	SHO	SV	IP	H	R	ER	HR	HB	BB	SO	WP	BK	AVG	
2016	DSL Phillies-1	2-4	2.78	12	10	0	0	0	58.1	48	23	18	3	1	16	33	7	2	.230	
2017	GCL Phillies	#6-0	2.60	9	9	0	0	0	45.0	42	17	13	2	3	14	30	1	1	.261	
2018	Williamsport	2-5	2.60	13	12	0	0	0	62.1	54	22	18	4	3	27	60	7	2	.236	
2019	Lakewood	6-6	3.61	23	12	0	0	1	89.2	65	39	36	3	7	35	79	6	0	.206	
2020	Did not pitch																			
Minors Totals		16-15	3.00	57	43	0	0	1	255.1	209	101	85	12	14	92	202	21	5	.228	

Tied for league lead

SIMMONS, KENDALL LOGAN... INF... B-T: R-R... HT: 6-2; WT: 210... BORN: April 11, 2000, Macon, GA... RESIDES: Macon... HOW OBTAINED: Selected by Phillies in 6th round of June 2018 draft... SIGNED BY: Aaron Jersild... EDUCATION: 2018 graduate of Tattnall Square Academy (GA).

2020: Participated in Florida Instructional League... Played for Adelaide in the Australian Baseball League... **2019:** Spent season with Williamsport (A)... Named a New York-Penn League All-Star and started in the ASG at 2nd base... Led the NYPL in SLG, was T-2nd in HR and 5th in OPS... Selected as Phillies Minor League Hitter of the Month for August... Twice named Phillies Minor League Player of the Week: 8/5-11 and 8/12-18... Slashed .278/.398/.646 with 7 HR in August... Homered 6 times in 9 games, 7/27-8/7... Participated in FL... **2018:** Began professional career with Gulf Coast League Phillies East (R)... Made 31 starts at SS... Slugged his first 2 pro home runs in back-to-back games of a doubleheader, 8/9 against GCL Tigers West... Participated in FL.

YEAR	CLUB	AVG	G	AB	R	H	2B	3B	HR	RBI	SH	SF	HP	BB	SO	SB	CS	OBP	SLG	OPS	E
2018	GCL Phillies-E	.232	32	95	21	22	7	0	3	11	0	1	8	9	30	2	4	.345	.400	.745	9
2019	Williamsport	.234	51	171	31	40	7	3	12	34	1	5	8	20	54	5	6	.333	.520	.854	7
2020	Did not play																				
Minors Totals		.233	83	266	52	62	14	3	15	45	1	6	16	29	84	7	10	.338	.477	.815	16

* League leader

SINGER, JEFFREY (Jeff)... LHP... B-T: L-L... HT: 5-11; WT: 200... BORN: September 13, 1993, Philadelphia, PA... RESIDES: Mount Laurel, NJ... HOW OBTAINED: Signed by Phillies as a non-drafted free agent, 10/15/15... SIGNED BY: Rowland George... EDUCATION: 2015 graduate of Rutgers University-Camden (NJ); also attended Monmouth University (NJ) and Gloucester County College (NJ)... 2011 graduate of Holy Cross Prep Academy (NJ)... MISC: In 2013 at GCC, was named National Junior College Athletic Association Division III Player of the Year by the American Baseball Coaches Association... That same season, helped his team win the NJCAA Division III national championship.

2020: Appeared in 2 spring training games with the Phillies... Was added to the club's player pool, 9/6, and spent the rest of the season there... **2019:** Spent season with Reading (AA)... His 74 SO were T-6th among Eastern League relievers... Posted a 0.99 WHIP... LHH slashed .169/.208/.236 against him... Following the season, pitched for Santurce in the Puerto Rican Winter League... **2018:** Was T-3rd in saves (15) among all Phillies minor league pitchers... Converted all 15 of his save opportunities and combined to hold RHH to a .197 AVG (26-132)... Began season with Clearwater (A)... Was on the IL, 5/3-11 (left triceps strain)... Promoted to Reading, 5/30... Promoted to Lehigh Valley (AAA) on 8/16... Transferred to Reading on 8/25 and promoted to Lehigh Valley on 8/31 for remainder of season... After the season, pitched for Cibao in the Dominican Winter League... **2017:** Began season with Clearwater... Selected as a Florida State League midseason and postseason All-Star... Ranked T-1st in the FSL in saves and 2nd in games finished (33)... Averaged 11.88 SO/9.0 IP with Clearwater... Held LHH to a .188 AVG (9-48) and RHH to a .165 AVG (21-127)... FSL opponents hit .109 (5-46) with RISP against him... Following the All-Star break, posted a 1.13 ERA (2 ER, 16.0 IP) with 26 SO in 13 relief appearances... Promoted to Reading on 7/27 for remainder of season... Across both levels, converted 21 of his 23 save opportunities (91.3%)... **2016:** Began season with Williamsport (A)... Promoted to Lakewood (A), 7/2... Started pro career with a 17.2-inning scoreless streak between Williamsport and Lakewood... With Lakewood, held opponents to a .132 AVG (9-68)... LHH were 0-for-18 against him... 7 of his 9 outings were 2.1 IP or more... Promoted to Clearwater on 8/4 for remainder of season... Following the season, pitched for Scottsdale in Arizona Fall League... **2015:** Pitched for Camden in the independent Atlantic League.

YEAR	CLUB	W-L	ERA	G	GS	CG	SHO	SV	IP	H	R	ER	HR	HB	BB	SO	WP	BK	AVG
2015	Camden (Ind.)	1-4	5.26	13	6	0	0	0	49.2	51	32	29	5	6	30	30	1	0	---
2016	Williamsport	0-0	0.00	4	0	0	0	0	6.2	2	0	0	0	0	0	9	0	0	.087
	Lakewood	2-0	0.43	9	0	0	0	0	21.0	9	2	1	0	0	6	27	1	0	.132
	Clearwater	0-1	4.97	10	0	0	0	0	12.2	13	7	7	1	0	6	10	1	0	.271
2017	Clearwater	5-2	2.34	37	0	0	#19	0	50.0	30	13	13	4	3	28	66	4	0	.171
	Reading	0-2	5.54	12	0	0	0	2	13.0	11	9	8	1	2	9	12	4	0	.220
2018	Clearwater	0-3	3.86	13	0	0	0	3	16.1	16	11	7	2	0	4	17	0	0	.262
	Reading	1-2	2.70	27	0	0	0	12	33.1	20	11	10	1	3	19	38	1	0	.175
	Lehigh Valley	0-1	19.64	4	1	0	0	0	3.2	5	8	8	1	0	4	0	0	0	.313
2019	Reading	7-0	2.34	42	0	0	0	3	61.2	39	21	16	3	6	22	74	2	1	.180
2020	Did not pitch																		
Minors Totals		15-11	2.89	158	1	0	0	39	218.1	145	82	70	13	14	98	253	13	1	1.191

Tied for league lead

SKIRROW, NOAH SMITH DANIEL... RHP... B-T: R-R... HT: 6-1; WT: 225... BORN: July 21, 1998, Cambridge, Ontario, Canada... RESIDES: Hamilton, Ontario, Canada... HOW OBTAINED: Signed by Phillies as a non-drafted free agent, 6/15/20... SIGNED BY: Kellan McKeon... EDUCATION: Attended Liberty University (VA)... 2017 graduate of Cardinal Newman Catholic Secondary School (St. John Henry Newman Catholic Secondary School) in Canada... MISC: In 2019, led the Atlantic Sun Conference with 11.50 SO/9.0 IP (98 SO, 76.2 IP).

2020: Participated in Florida Instructional League.

SMITH, JAYLEN A'RYAN MARQUI... LHP... B-T: L-L... HT: 5-11; WT: 183... BORN: November 5, 1999, Killeen, TX... RESIDES: Copperas Cove, TX... HOW OBTAINED: Selected by Phillies in 29th round of June 2018 draft... SIGNED BY: Will Brunson... EDUCATION: 2018 graduate of Copperas Cove HS.

2020: Did not pitch... 2019: Spent second pro season with Gulf Coast League Phillies West (R)... Participated in Florida Instructional League... 2018: Began professional career with GCL Phillies West... Participated in FIL.

YEAR	CLUB	W-L	ERA	G	GS	CG	SHO	SV	IP	H	R	ER	HR	HB	BB	SO	WP	BK	AVG
2018	GCL Phillies-W	0-1	7.11	11	0	0	0	0	12.2	17	10	10	0	1	12	7	4	0	.309
2019	GCL Phillies-W	1-1	3.38	15	1	0	0	1	18.2	10	10	7	1	1	17	14	7	1	.161
2020	Did not pitch																		
Minors Totals		1-2	4.88	26	1	0	0	1	31.1	27	20	17	1	2	29	21	11	1	.231

SORIANO, CHRISTOPHER... LHP... B-T: L-L... HT: 6-2; WT: 185... BORN: September 17, 2001, Nigua, DR... RESIDES: Nigua... HOW OBTAINED: Signed by Phillies as an amateur free agent, 2/12/19... SIGNED BY: Luis Garcia and Carlos Salas.

2020: Participated in Florida Instructional League... 2019: Began pro career with Dominican Summer League Phillies Red (R).

YEAR	CLUB	W-L	ERA	G	GS	CG	SHO	SV	IP	H	R	ER	HR	HB	BB	SO	WP	BK	AVG
2019	DSL Phillies-R	1-2	3.50	13	12	0	0	0	46.1	43	26	18	2	7	27	34	7	1	.253
2020	Did not pitch																		
Minors Totals		1-2	3.50	13	12	0	0	0	46.1	43	26	18	2	7	27	34	7	1	.253

SOTO, MARCO ANTONIO... INF... B-T: S-R... HT: 5-11; WT: 145... BORN: March 8, 2004, Maturín, VZ... RESIDES: Puerto La Cruz, VZ... HOW OBTAINED: Signed by Phillies as an amateur free agent, 1/15/21... SIGNED BY: Rafael Álvarez and Ebert Velásquez.

STEPHEN, JOSHUA MICHAEL (Josh)... OF... B-T: L-L... HT: 5-11; WT: 190... BORN: September 22, 1997, Los Angeles, CA... RESIDES: Newport Beach, CA... HOW OBTAINED: Selected by Phillies in 11th round of June 2016 draft... SIGNED BY: Demerius Pittman... EDUCATION: 2016 graduate of Mater Dei HS (CA).

2020: Appeared in a spring training game with the Phillies on 2/25 at PIT... 2019: Spent entire season with Reading (AA)... Was 2nd in the Eastern League in SLG and OPS, 3rd in XBH (47) and T-4th in doubles & triples... Slashed .292/.361/.510 with 10 HR vs RHP... Named Phillies Minor League Player of the Week, 5/27-6/2... Following the season, played for Scottsdale in the Arizona Fall League... 2018: Spent entire season with Lakewood (A)... Made starts at each outfield position: 78 in LF, 12 in RF and 2 in CF... Batted .302 (42-139) overall in the 6th inning and later... Appeared in 1 postseason game... 2017: Spent entire season with Williamsport (A)... Ranked 4th in the New York-Penn League in games, 5th in AB and T-5th in triples... Batted .345 (19-55) with RISP... Hit .462 (12-26) with RISP and 2 outs... Participated in Florida Instructional League... 2016: Began professional career with Gulf Coast League Phillies (R)... Hit first pro HR and drove in 5 runs, 7/15 vs GCL Yankees... Batted .308 (16-52) with RISP... Participated in FIL.

YEAR	CLUB	AVG	G	AB	R	H	2B	3B	HR	RBI	SH	SF	HP	BB	SO	SB	CS	OBP	SLG	OPS	E
2016	GCL Phillies	.253	44	162	21	41	7	3	2	26	1	0	3	18	39	6	6	.339	.370	.709	4
2017	Williamsport	.247	64	239	23	59	12	5	2	28	1	1	0	12	50	4	3	.282	.364	.646	6
2018	Lakewood	.242	99	314	28	76	17	2	4	35	0	2	2	19	71	4	1	.288	.347	.635	4
2019	Reading	.271	113	362	48	98	29	6	12	47	0	0	1	39	110	7	6	.342	.483	.826	2
2020	Did not play																				
Minors Totals		.254	320	1077	120	274	65	16	20	136	2	4	6	88	270	21	16	.313	.400	.713	16

STEWART, DEVAN JORDAN (D.J.)... INF... B-T: R-R... HT: 6-1; WT: 225... BORN: February 2, 1999, St. Louis, MO... RESIDES: St. Louis... HOW OBTAINED: Selected by Phillies in 39th round of June 2017 draft... SIGNED BY: Justin Munson... EDUCATION: 2017 graduate of Westminster Christian Academy (MO).

2020: Did not play... 2019: Spent season with Williamsport (A)... Batted .294 (10-34) with a .375 OBP in August... 2018: Spent entire season with Gulf Coast League Phillies West (R)... Made 31 starts at 3rd base... 2017: Began professional career with GCL Phillies... Slugged first pro HR, 8/3 at GCL Yankees East... Participated in Florida Instructional League.

YEAR	CLUB	AVG	G	AB	R	H	2B	3B	HR	RBI	SH	SF	HP	BB	SO	SB	CS	OBP	SLG	OPS	E
2017	GCL Phillies	.195	16	41	4	8	1	0	1	5	0	0	0	4	12	1	0	.267	.293	.559	4
2018	GCL Phillies-W	.281	36	114	18	32	8	0	0	16	1	1	2	11	31	1	1	.352	.351	.702	8
2019	Williamsport	.264	39	125	11	33	11	1	0	11	0	3	2	10	31	3	4	.321	.368	.689	2
2020	Did not play																				
Minors Totals		.261	91	280	33	73	20	1	1	32	1	4	4	25	74	5	5	.326	.350	.676	14

STOBBE, COLE... INF... B-T: R-R... **HT:** 6-2; **WT:** 195... **BORN:** August 30, 1997, Omaha, NE... **RESIDES:** Newberry, FL... **HOW OBTAINED:** Selected by Phillies in 3rd round of June 2016 draft... **SIGNED BY:** Brian Kohlscheen... **EDUCATION:** 2016 graduate of Millard West HS (NE)... **MISC:** Won a gold medal with U.S. National Team in 2015 World Baseball Softball Confederation U-18 Baseball World Cup in Japan.

2020: Did not play... **2019:** Spent season with Lakewood (A)... Was T-8th in the South Atlantic League in HR... Had 2 HR and 5 RBI, 5/30 at Greensboro... Following the season, played for Adelaide in the Australian Baseball League... **2018:** Appeared in 12 games with Lakewood... Was on the IL from 6/15-end of season with a left hamstring strain... Participated in Florida Instructional League... **2017:** Spent entire season with Williamsport (A)... Among all Phillies short-season minor leaguers, was T-1st in HR... Finished T-3rd in the New York-Penn League in HR... Homered in each of first 2 games of season, 6/19-20... Collected at least 1 RBI in 6 straight games, 6/25-7/1 (9 total RBI in that span)... Hit .315 (17-54) against LHP... Participated in FIL... **2016:** Began professional career with Gulf Coast League Phillies (R)... Hit 4 home runs in an 8-game span, 8/15-24... Recorded 13 multi-hit games... Participated in FIL.

YEAR	CLUB	AVG	G	AB	R	H	2B	3B	HR	RBI	SH	SF	HP	BB	SO	SB	CS	OBP	SLG	OPS	E
2016	GCL Phillies	.270	44	148	23	40	8	0	4	13	2	2	2	14	30	3	6	.337	.405	.742	11
2017	Williamsport	.203	55	197	28	40	8	1	8	22	0	0	4	17	67	2	3	.280	.376	.656	11
2018	Lakewood	.209	12	43	5	9	3	0	1	7	0	0	0	3	15	0	0	.261	.349	.610	1
2019	Lakewood	.213	108	352	50	75	19	3	15	34	2	0	5	38	158	10	7	.299	.412	.711	20
2020	Did not play																				
Minors Totals		.222	219	740	106	164	38	4	28	76	4	2	11	72	270	15	16	.299	.397	.697	43

STOKES, MADISON COURTNEY... INF... B-T: R-R... **HT:** 6-2; **WT:** 205... **BORN:** April 25, 1996, Columbia, SC... **RESIDES:** Winnsboro, SC... **HOW OBTAINED:** Selected by Phillies in 10th round of June 2018 draft... **SIGNED BY:** Aaron Jersild... **EDUCATION:** 2018 graduate of University of South Carolina... 2014 graduate of AC Flora HS (SC)... **MISC:** Originally selected by NYY in 40th round of June 2014 draft, but did not sign.

2020: Did not play... **2019:** Spent season with Clearwater (A)... Batted .298 (25-84) with 11 XBH in April... Slashed .290/.317/.510 against LHP... Had 26 multi-hit games... **2018:** Made professional debut with Gulf Coast League Phillies West (R)... Appeared in 5 games with GCL Phillies East before being promoted to Williamsport (A) on 7/11... Combined to hit .299 (58-194) with an .805 OPS... Reached base safely in 21 of his 22 games with Williamsport... Promoted to Lakewood (A), 8/3, for remainder of season... Defensively, made starts at 1st base (44) and 3rd base (7)... Participated in Florida Instructional League.

YEAR	CLUB	AVG	G	AB	R	H	2B	3B	HR	RBI	SH	SF	HP	BB	SO	SB	CS	OBP	SLG	OPS	E
2018	GCL Phillies-W	.000	1	1	1	0	0	0	0	0	0	0	1	0	0	0	0	.500	.000	.500	0
	GCL Phillies-E	.375	5	16	4	6	2	1	0	3	0	0	0	1	2	0	0	.412	.625	1.037	0
	Williamsport	.338	22	77	16	26	8	1	11	0	0	1	15	16	1	1	452	.506	.958	1	
	Lakewood	.260	27	100	12	26	4	1	11	0	1	1	4	23	0	0	.292	.350	.642	4	
2019	Clearwater	.242	110	418	38	101	21	2	10	42	1	2	6	21	108	0	4	.286	.373	.660	10
2020	Did not play																				
Minors Totals		.260	165	612	71	159	35	5	12	67	1	3	9	41	149	1	5	.314	.392	.706	15

SULLIVAN IV, WILLIAM DONALD (Billy)... RHP... B-T: R-R... **HT:** 6-1; **WT:** 195... **BORN:** April 16, 1999, New Castle, DE... **RESIDES:** New Castle... **HOW OBTAINED:** Signed by Phillies as a non-drafted free agent, 6/17/20... **SIGNED BY:** Jeff Zona Jr... **EDUCATION:** Attended University of Delaware... 2017 graduate of St. Marks HS (DE)... **MISC:** Originally selected by Phillies in 28th round of June 2017 draft, but did not sign... In 2018, was selected as a Freshman All-American by *Collegiate Baseball* and Perfect Game while also being named Colonial Athletic Association (CAA) Co-Rookie of the Year after leading his team in strikeouts (95) and wins (7).

2020: Participated in Florida Instructional League.

SUTERA, THOMAS (Tom)... RHP... B-T: L-R... **HT:** 6-5; **WT:** 200... **BORN:** May 29, 1997, Waterford, CT... **RESIDES:** Waterford... **HOW OBTAINED:** Signed by Phillies as a non-drafted free agent, 7/26/18... **SIGNED BY:** Tom Burns... **EDUCATION:** Attended Siena College (NY)... 2015 graduate of Waterford HS.

2020: Did not pitch... **2019:** Began season with Williamsport (A)... Promoted to Lakewood (A) on 7/27 for the remainder of the season... Averaged 11.41 SO/9.0 IP (30 SO, 23.2 IP) and walked only 1 batter with Williamsport... **2018:** Began professional career with Gulf Coast League Phillies West (R).

YEAR	CLUB	W-L	ERA	G	GS	CG	SHO	SV	IP	H	R	ER	HR	HB	BB	SO	WP	BK	AVG
2018	GCL Phillies-W	0-0	1.35	5	0	0	0	1	6.2	6	3	1	0	0	1	8	0	0	.222
2019	Williamsport	1-3	1.90	7	3	0	0	0	23.2	22	8	5	1	0	1	30	0	0	.244
	Lakewood	1-3	4.26	7	3	0	0	0	25.1	25	13	12	0	1	9	24	1	2	.266
2020	Did not pitch																		
Minors Totals		2-6	2.91	19	6	0	0	1	55.2	53	24	18	1	1	11	62	1	2	.251

TATUM, MCCARTHY JOSEPH... INF... B-T: R-R... HT: 6-4; WT: 205... BORN: May 15, 1996, Clovis, CA... RESIDES: Clovis... HOW OBTAINED: Selected by Phillies in 10th round of June 2019 draft... SIGNED BY: Chris Duffy... EDUCATION: 2019 graduate of Fresno State University (CA) and attended San Joaquin Delta College (CA)... 2014 graduate of Clovis HS... MISC: Originally selected by MIN in 20th round of June 2014 draft, but did not sign.

2020: Did not play... 2019: Began pro career with Williamsport (A)... Promoted to Lakewood (A) on 7/10 for remainder of the season... Participated in Florida Instructional League.

YEAR	CLUB	AVG	G	AB	R	H	2B	3B	HR	RBI	SH	SF	HP	BB	SO	SB	CS	OBP	SLG	OPS	E
2019	Williamsport	.326	14	46	6	15	3	1	0	5	0	0	2	5	12	3	3	.415	.435	.850	3
	Lakewood	.233	43	159	15	37	10	1	2	15	0	1	0	16	52	3	2	.301	.346	.647	5
2020	Did not play																				
Minors Totals		.254	57	205	21	52	13	2	2	20	0	1	2	21	64	6	5	.328	.366	.693	8

TERAN, SAUL DAVID... RHP... B-T: R-R... HT: 6-1; WT: 165... BORN: March 20, 2002, Caracas, VZ... RESIDES: Caracas... HOW OBTAINED: Signed by Phillies as an amateur free agent, 1/15/21... SIGNED BY: Carlos Salas and William Mota.

TIRADO, GABRIEL JOSÉ... OF... B-T: L-R... HT: 5-10; WT: 145... BORN: September 6, 2002, Maracay, VZ... RESIDES: Maracay... HOW OBTAINED: Signed by Phillies as an amateur free agent, 12/4/19... SIGNED BY: Jesús Méndez and Ebert Velásquez.

2020: Did not play.

TOLS, JOSHUA PETER (Josh)... LHP... B-T: L-L... HT: 5-8; WT: 195... BORN: October 6, 1989, Adelaide, Australia... RESIDES: Semaphore Park, Australia... HOW OBTAINED: Signed by Phillies as a minor league free agent, 2/9/18... SIGNED BY: Howard Norsetter and Derrick Chung... EDUCATION: Attended Rockhurst University (MO)... MISC: Appeared on Team Australia's roster in the 2017 World Baseball Classic, but did not pitch.

2020: Pitched for Melbourne in the Australian Baseball League... 2019: Spent majority of the season with Lehigh Valley (AAA)... Was on the IL 4 times: 4/4-5/24 (right oblique strain), 6/27-7/3 (left foot contusion), 8/1-10 (right ankle contusion) and 8/12-18 (left calf strain)... Transferred to Reading (AA) on 7/4 and promoted back to Lehigh Valley on 7/15... Posted a 3.57 ERA (7 ER, 17.2 IP) in his final 13 appearances... Following the season, pitched for Melbourne in the ABL... 2018: Began season with Clearwater (A)... Promoted to Reading on 6/18 for remainder of season... Combined to post a 0.87 WHIP, 2.74 ERA and averaged 11.60 SO/9.0 IP... Allowed just 3.16 H/9.0 IP... Overall, limited LHH to a .091 AVG (6-66) with 1 XBH... Following the season, pitched for Aragua in the Venezuelan Winter League and Melbourne in the ABL... 2017: Appeared in 11 games (7 GS) for Melbourne in the ABL... Averaged 12.82 SO/9.0 IP... 2016: Pitched for Kansas City in the independent American Association... Also pitched for Melbourne in the ABL and posted a 0.91 ERA in 16 games (1 GS)... 2015: Appeared in 29 games (2 GS) for Kansas City in the independent American Association... Also pitched for Adelaide in the ABL... 2014: Pitched for Trinidad in the independent Pecos League... Went 9-2 with a 2.38 ERA in 22 relief appearances for Adelaide in the ABL... 2011-13: Did not pitch professionally... 2010: Made his professional debut with Adelaide in the ABL.

YEAR	CLUB	W-L	ERA	G	GS	CG	SHO	SV	IP	H	R	ER	HR	HB	BB	SO	WP	BK	AVG
2014	Trinidad (Ind.)	5-0	3.28	12	9	0	0	0	60.1	55	29	22	4	2	25	61	3	0	---
2015	Kansas City (Ind.)	2-0	4.55	29	2	0	0	0	55.1	58	36	28	1	4	26	49	6	0	---
2016	Kansas City (Ind.)	5-4	4.18	27	3	0	0	0	60.1	50	29	28	4	3	30	60	6	2	---
2017	Did not pitch																		
2018	Clearwater	1-0	0.93	4	1	0	0	0	9.2	2	1	1	0	1	4	13	1	1	.069
	Reading	1-1	3.27	23	1	0	0	1	33.0	13	12	12	3	3	18	42	4	0	.121
2019	Lehigh Valley	1-1	5.73	24	0	0	0	0	33.0	33	29	21	5	2	25	35	2	0	.252
	Reading	0-0	0.00	2	0	0	0	0	4.0	3	0	0	0	0	1	4	0	0	.200
2020	Did not pitch																		
Minors Totals		3-2	3.84	53	2	0	0	1	79.2	51	42	34	8	6	48	94	7	1	.181

TORRES, NICOLÁS GABRIEL... INF... B-T: R-R... HT: 5-10; WT: 187... BORN: September 23, 1999, Puerto Cabello, VZ... RESIDES: Puerto Cabello... HOW OBTAINED: Signed by Phillies as an amateur free agent, 7/2/16... SIGNED BY: Jesús Méndez.

2020: Participated in Florida Instructional League... 2019: Spent season with Williamsport (A)... After batting .138 (4-29) in his first 9 games, batted .289 (35-121) over his final 38 contests... Played defensively at 2nd base, 3rd base, SS and in LF... Participated in FIL... 2018: Named a Gulf Coast League All-Star... Spent entire season with GCL Phillies East (R)... Hit safely in 11 of his first 13 games (.447 AVG)... Batted .318 (14-44) with RISP... Posted a .977 fielding percentage (3 errors in 132 total chances) in 36 games at 2nd base... Participated in FIL... 2017: Among all Phillies short-season minor leaguers, was 1st in hits and T-1st in AVG & games... Began professional career with Dominican Summer League Phillies White (R)... Finished T-2nd in the DSL in games, 3rd in hits and T-8th in AVG... Had three 4-hit games... Batted .391 (27-69) with a .926 OPS over 21 August games... Hit .342 (26-76) with RISP... 2016: Participated in FIL.

YEAR	CLUB	AVG	G	AB	R	H	2B	3B	HR	RBI	SH	SF	HP	BB	SO	SB	CS	OBP	SLG	OPS	E
2017	DSL Phillies-W	.333	69	240	40	80	13	4	0	28	8	1	9	11	31	11	7	.383	.421	.804	9
2018	GCL Phillies-E	.302	39	139	19	42	8	1	1	19	4	0	0	8	27	7	1	.340	.396	.736	3
2019	Williamsport	.260	47	150	21	39	4	0	0	10	2	0	1	13	36	8	2	.323	.287	.610	10
2020	Did not play																				
Minors Totals		.304	155	529	80	161	25	5	1	57	14	1	10	32	94	26	10	.355	.376	.731	22

TORRES, SANTIAGO... OF... **B-T:** R-R... **HT:** 6-0; **WT:** 165... **BORN:** September 20, 2002, Barquisimeto, VZ... **RESIDES:** Barquisimeto... **HOW OBTAINED:** Signed by Phillies as an amateur free agent, 7/2/19... **SIGNED BY:** Rafael Álvarez and Franklin Rojas.

2020: Did not play.

TORTOLERO, JOSÉ RAFAEL... INF... **B-T:** R-R... **HT:** 5-11; **WT:** 193... **BORN:** December 31, 1999, Caracas, VZ... **RESIDES:** Barquisimeto, VZ... **HOW OBTAINED:** Signed by Phillies as an amateur free agent, 7/2/16... **SIGNED BY:** Jesús Méndez.

2020: Did not play... **2019:** Spent season with Gulf Coast League Phillies East (R)... Participated in Florida Instructional League... **2018:** Missed the season (right knee surgery)... **2017:** Began professional career with Dominican Summer League Phillies White (R)... Slugged first pro HR, 6/9 at DSL Brewers... **2016:** Participated in FL.

YEAR	CLUB	AVG	G	AB	R	H	2B	3B	HR	RBI	SH	SF	HP	BB	SO	SB	CS	OBP	SLG	OPS	E
2017	DSL Phillies-W	.206	67	218	28	45	10	3	1	20	2	1	5	21	40	12	7	.290	.294	.583	20
2018	Injured - Did not play																				
2019	GCL Phillies-E	.214	30	103	16	22	3	1	2	15	1	4	1	4	20	3	1	.241	.320	.561	4
2020	Did not play																				
Minors Totals		.209	97	321	44	67	13	4	3	35	3	5	6	25	60	15	8	.275	.302	.577	24

ULLOA, JOSE OSVALDO... RHP... **B-T:** R-R... **HT:** 6-1; **WT:** 205... **BORN:** May 6, 1999, Santiago, DR... **RESIDES:** Miami, FL... **HOW OBTAINED:** Selected by Phillies in 24th round of June 2019 draft... **SIGNED BY:** Luis Raffan... **EDUCATION:** 2019 graduate of ASA College Miami.

2020: Did not pitch... **2019:** Began pro career with Gulf Coast League Phillies East (R)... Participated in Florida Instructional League.

YEAR	CLUB	W-L	ERA	G	GS	CG	SHO	SV	IP	H	R	ER	HR	HB	BB	SO	WP	BK	AVG	
2019	GCL Phillies-E	2-1	5.09	12	0	0	0	0	17.2	14	12	10	3	0	13	14	1	2	.212	
2020	Did not pitch																			
Minor Totals		2-1	5.09	12	0	0	0	0	17.2	14	12	10	3	0	13	14	1	2	.212	

URIÁS, MANUEL... RHP... **B-T:** R-R... **HT:** 6-6; **WT:** 220... **BORN:** March 8, 2001, Ahome, MX... **RESIDES:** Cereso, MX... **HOW OBTAINED:** Signed by Phillies as an amateur free agent, 3/7/18... **SIGNED BY:** Oneri Fleita and Charlie Gastelum.

2020: Did not pitch... **2019:** Spent second season with Dominican Summer League Phillies Red (R)... Led the DSL in ERA and WHIP (0.75)... In his first nine starts, posted a 0.65 ERA (3 ER, 41.1 IP) and allowed only 21 hits... Averaged 6.88 SO/BB... **2018:** Began professional career with DSL Phillies Red... Did not allow a HR to 250 total batters faced... Limited opponents to a .088 AVG (3-34) with RISP and 2 outs... Participated in Florida Instructional League.

YEAR	CLUB	W-L	ERA	G	GS	CG	SHO	SV	IP	H	R	ER	HR	HB	BB	SO	WP	BK	AVG	
2018	DSL Phillies-R	2-4	1.95	12	11	0	0	0	60.0	56	19	13	0	6	11	44	4	0	.242	
2019	DSL Phillies-R	3-3	*1.48	13	13	0	0	0	61.0	38	13	10	3	0	8	55	3	0	.175	
2020	Did not pitch																			
Minors Totals		5-7	1.71	25	24	0	0	0	121.0	94	32	23	3	6	19	99	7	0	.210	

* League leader

VALDEZ, JOEL ALBERTO... LHP... **B-T:** L-L... **HT:** 6-4; **WT:** 180... **BORN:** April 28, 2000, El Seibo, DR... **RESIDES:** El Seibo... **HOW OBTAINED:** Signed by Phillies as an amateur free agent, 9/22/18... **SIGNED BY:** Carlos Salas and Luis García.

2020: Did not pitch... **2019:** Began pro career with Dominican Summer League Phillies White (R).

YEAR	CLUB	W-L	ERA	G	GS	CG	SHO	SV	IP	H	R	ER	HR	HB	BB	SO	WP	BK	AVG	
2019	DSL Phillies-W	1-1	5.31	11	4	0	0	1	20.1	25	17	12	0	1	16	16	8	1	.291	
2020	Did not pitch																			
Minors Totals		1-1	5.31	11	4	0	0	1	20.1	25	17	12	0	1	16	16	8	1	.291	

VALDEZ, WILSON ANDRÉS... INF... **B-T:** R-R... **HT:** 6-2; **WT:** 175... **BORN:** October 25, 1999, Bani, DR... **RESIDES:** Bani... **HOW OBTAINED:** Signed by Phillies as an amateur free agent, 4/3/18... **SIGNED BY:** Carlos Salas.

2020: Did not play... **2019:** Spent majority of season with Dominican Summer League Phillies Red (R) but also played in 3 games for DSL Phillies White... Selected as a DSL All-Star... Batted .322 (55-171) combined in June and July... Recorded 19 multi-hit games... **2018:** Began professional career with DSL Phillies Red... Struck out once every 14.13 PA, the 5th-lowest mark among all qualifying DSL hitters... Defensively, played 3rd base (56 G), 1st base (4 G), SS (1 G) and LF (1 G).

YEAR	CLUB	AVG	G	AB	R	H	2B	3B	HR	RBI	SH	SF	HP	BB	SO	SB	CS	OBP	SLG	OPS	E
2018	DSL Phillies-R	.269	62	208	31	56	8	3	0	20	2	2	12	16	8	5	.313	.337	.649	20	
2019	DSL Phillies-W	.200	3	10	2	2	2	0	0	2	0	1	0	2	2	0	.308	.400	.708	0	
	DSL Phillies-R	.300	54	210	29	63	7	3	3	29	0	4	2	15	30	3	.346	.405	.751	18	
	DSL Combined	.295	57	220	31	65	9	3	3	31	0	5	2	17	32	3	.344	.405	.749	18	
2020	Did not play																				
Minors Totals		.283	119	428	62	121	17	6	3	51	2	7	4	29	48	11	.329	.371	.701	38	

VALERIO, CHRISTIAN... INF... B-T: R-R... HT: 6-0; WT: 190... BORN: February 27, 2000, Philadelphia, PA... RESIDES: Monción, DR... HOW OBTAINED: Signed by Phillies as an amateur free agent, 7/2/16... SIGNED BY: Carlos Salas.

2020: Did not play... 2019: Began season with Williamsport (A) and was transferred to Gulf Coast League Phillies West (R) on 6/28 for remainder of season... 2018: Spent entire season with GCL Phillies West... Hit .361 (13-36), 7 2B, HR, 17 RBI with RISP... Defensively, made starts at 2nd base (30), SS (5) and 3rd base (1)... Participated in Florida Instructional League... 2017: Began his professional career with Dominican Summer League Phillies Red (R)... Made starts at 2nd base (5) and SS (45)... Hit .378 (17-45) against LHP.

YEAR	CLUB	AVG	G	AB	R	H	2B	3B	HR	RBI	SH	SF	HP	BB	SO	SB	CS	OBP	SLG	OPS	E
2017	DSL Phillies-R	.248	58	206	28	51	10	2	0	18	4	1	5	26	39	14	6	.345	.316	.660	24
2018	GCL Phillies-W	.270	38	126	15	34	10	0	1	18	3	1	1	13	22	6	2	.340	.373	.713	11
2019	Williamsport	.182	8	22	1	4	2	0	0	1	0	1	0	6	0	1	.174	.273	.447	0	
	GCL Phillies-W	.194	28	93	12	18	3	0	1	11	2	1	0	11	23	2	3	.276	.258	.534	3
2020	Did not play																				
Minors Totals		.239	132	447	56	107	25	2	2	48	9	4	6	50	90	22	12	.321	.318	.639	38

VAN SCOYOC, SPENCER JAMES... LHP... B-T: L-L... HT: 6-4; WT: 210... BORN: October 4, 1997, Cedar Rapids, IA... RESIDES: Edmond, OK... HOW OBTAINED: Selected by Phillies in 19th round of June 2019 draft... SIGNED BY: Ralph Garr Jr... EDUCATION: Attended University of Central Oklahoma and Arizona State University... 2016 graduate of Thomas Jefferson HS (IA)... MISC: Originally selected by TOR in 19th round of June 2016 draft, but did not sign... PERSONAL: His brother, Connor, is a pitcher in the LAA organization.

2020: Did not pitch... 2019: Began pro career with Gulf Coast League Phillies East (R)... Promoted to Williamsport (A), 7/5... Participated in Florida Instructional League.

YEAR	CLUB	W-L	ERA	G	GS	CG	SHO	SV	IP	H	R	ER	HR	HB	BB	SO	WP	BK	AVG
2019	GCL Phillies-E	0-0	4.50	2	0	0	0	0	2.0	2	1	1	0	0	3	2	0	0	.250
	Williamsport	4-4	6.30	10	3	0	0	0	20.0	19	21	14	0	5	21	19	5	0	.253
2020	Did not pitch																		
Minors Totals		4-4	6.14	12	3	0	0	0	22.0	21	22	15	0	5	24	21	5	0	.253

VARGAS, VÍCTOR DANIEL... RHP... B-T: R-R... HT: 6-1; WT: 200... BORN: September 3, 2000, Cartagena, Colombia... RESIDES: Cartagena... HOW OBTAINED: Signed by Phillies as an amateur free agent, 7/2/17... SIGNED BY: Rómulo Oliveros.

2020: Participated in Florida Instructional League... 2019: Began season with Gulf Coast League Phillies East (R)... Promoted to Williamsport (A) on 8/9 for remainder of the season... In his 8 starts between the two levels, posted a 0.91 ERA (3 ER, 29.2 IP)... Allowed 1 ER or fewer in 9 of 11 appearances... 2018: Began professional career with GCL Phillies West... Participated in FIL... 2017: Participated in FIL.

YEAR	CLUB	W-L	ERA	G	GS	CG	SHO	SV	IP	H	R	ER	HR	HB	BB	SO	WP	BK	AVG
2018	GCL Phillies-W	1-4	6.00	10	9	0	0	0	45.0	62	37	30	8	5	11	34	5	0	.332
2019	GCL Phillies-E	1-1	1.44	7	6	0	0	0	25.0	26	4	4	1	0	4	15	3	0	.274
	Williamsport	2-0	1.84	4	2	0	0	0	14.2	15	3	3	0	0	8	11	0	0	.288
2020	Did not pitch																		
Minors Totals		4-5	3.93	21	17	0	0	0	84.2	103	44	37	9	5	23	60	8	0	.308

VASQUEZ, RANDY... SS... B-T: R-R... HT: 6-0; WT: 175... BORN: December 16, 2002, San Pedro de Macorís, DR... RESIDES: San Pedro de Macorís... HOW OBTAINED: Signed by Phillies as an amateur free agent, 7/2/19... SIGNED BY: Bernardo Perez and Carlos Salas.

2020: Did not play.

VELASQUEZ, GIUSEPPE GREGORI... RHP... B-T: R-R... HT: 6-0; WT: 195... BORN: April 30, 2003, Porlamar, VZ... RESIDES: Porlamar... HOW OBTAINED: Signed by Phillies as an amateur free agent, 7/2/19... SIGNED BY: Rafael Álvarez and Ebert Velásquez.

2020: Did not pitch.

VENTURA, EZEQUIEL JOSÉ... RHP... B-T: R-R... HT: 6-0; WT: 155... BORN: June 20, 2002, Maracaibo, VZ... RESIDES: Maracaibo... HOW OBTAINED: Signed by Phillies as an amateur free agent, 8/7/18... SIGNED BY: Rafael Álvarez and Rómulo Oliveros.

2020: Did not pitch... 2019: Began pro career with Dominican Summer League Phillies Red (R).

YEAR	CLUB	W-L	ERA	G	GS	CG	SHO	SV	IP	H	R	ER	HR	HB	BB	SO	WP	BK	AVG
2019	DSL Phillies-R	0-1	9.00	2	0	0	0	0	3.0	5	3	3	1	0	0	2	1	0	.385
2020	Did not pitch																		
Minors Totals		0-1	9.00	2	0	0	0	0	3.0	5	3	3	1	0	0	2	1	0	.385

VILCHEZ, DANIEL ALEJANDRO... RHP... B-T: R-R... HT: 6-1; WT: 195... BORN: October 4, 2000, Cabimas, VZ... RESIDES: Cabimas... HOW OBTAINED: Signed by Phillies as an amateur free agent, 9/11/17... SIGNED BY: Rómulo Oliveros.

2020: Did not pitch... 2019: Spent season with Gulf Coast League Phillies West (R) after making one appearance with GCL Phillies East in June... Overall, held RHH to a .189 AVG (17-90)... Participated in Florida Instructional League... 2018: Began professional career with GCL Phillies East.

YEAR	CLUB	W-L	ERA	G	GS	CG	SHO	SV	IP	H	R	ER	HR	HB	BB	SO	WP	BK	AVG
2018	GCL Phillies-E	1-1	7.27	8	0	0	0	0	8.2	14	10	7	2	0	3	8	1	0	.350
2019	GCL Phillies-E	0-0	2.25	1	0	0	0	0	4.0	2	1	1	0	0	0	1	0	0	.143
	GCL Phillies-W	1-1	2.97	8	6	0	0	0	30.1	25	11	10	2	5	5	22	1	0	.231
	GCL Combined	1-1	2.88	9	6	0	0	0	34.1	27	12	11	2	5	5	23	1	0	.221
2020	Did not pitch																		
Minors Totals		2-2	3.77	17	6	0	0	0	43.0	41	22	18	4	5	8	31	2	0	.253

VILORIA, UZIEL... SS... B-T: S-R... HT: 5-9; WT: 173... BORN: October 6, 2001, Puerto Plata, DR... RESIDES: Puerto Plata... HOW OBTAINED: Signed by Phillies as an amateur free agent, 6/13/19... SIGNED BY: Bernardo Pérez and Carlos Salas.

2020: Did not play... 2019: Began pro career with Dominican Summer League Phillies Red (R)... Was on restricted list, 6/13-7/10.

YEAR	CLUB	AVG	G	AB	R	H	2B	3B	HR	RBI	SH	SF	HP	BB	SO	SB	CS	OBP	SLG	OPS	E
2019	DSL Phillies-R	.236	28	106	10	25	2	2	1	12	1	2	0	8	30	6	4	.284	.321	.605	13
2020	Did not play																				
Minors Totals		.236	28	106	10	25	2	2	1	12	1	2	0	8	30	6	4	.284	.321	.605	13

VINA, JAVIER DAVID... C... B-T: R-R... HT: 5-11; WT: 210... BORN: March 25, 2002, Puerto La Cruz, VZ... RESIDES: Puerto La Cruz... HOW OBTAINED: Signed by Phillies as an amateur free agent, 7/2/18... SIGNED BY: Rafael Álvarez and William Mota.

2020: Did not play... 2019: Missed entire season with a right labrum tear.

WANG, YANG (Bruce)... C... B-T: L-R... HT: 5-8; WT: 187... BORN: September 6, 1999, Yan Cheng, China... RESIDES: Qianqizhen, China... HOW OBTAINED: Signed by Phillies as an amateur free agent, 8/27/18... SIGNED BY: Youngster Wang.

2020: Did not play... 2019: Began pro career with Gulf Coast League Phillies West (R)... Threw out 7 of 17 attempted base stealers (41.2%)... 2018: Played for Adelaide in the Australian Baseball League.

YEAR	CLUB	AVG	G	AB	R	H	2B	3B	HR	RBI	SH	SF	HP	BB	SO	SB	CS	OBP	SLG	OPS	E
2019	GCL Phillies-W	.196	23	51	6	10	2	0	0	7	1	2	0	8	13	0	0	.295	.235	.530	0
2020	Did not play																				
Minors Totals		.196	23	51	6	10	2	0	0	7	1	2	0	8	13	0	0	.295	.235	.530	0

WILLIAMS, CORBIN RAASHOD... OF... B-T: R-R... HT: 6-0; WT: 165... BORN: January 19, 1998, Palmdale, CA... RESIDES: Orlando, FL... HOW OBTAINED: Selected by Phillies in 24th round of June 2018 draft... SIGNED BY: Shane Bowers... EDUCATION: Attended College of the Canyons (CA)... 2016 graduate of Knight HS (CA).

2020: Did not play... 2019: Spent season with Williamsport (A)... Led the New York-Penn League in steals... 2018: Began professional career with Gulf Coast League Phillies West (R)... Defensively, made starts in CF (16) and RF (11).

YEAR	CLUB	AVG	G	AB	R	H	2B	3B	HR	RBI	SH	SF	HP	BB	SO	SB	CS	OBP	SLG	OPS	E
2018	GCL Phillies-W	.289	29	83	17	24	1	1	0	9	3	1	1	7	27	12	4	.348	.325	.673	1
2019	Williamsport	.220	58	200	28	44	4	1	0	8	7	1	3	21	74	*30	6	.302	.250	.552	3
2020	Did not play																				
Minors Totals		.240	87	283	45	68	5	2	0	17	10	2	4	28	101	42	10	.315	.272	.588	4

* League leader

WILSON, RILEY DOYLE... LHP... B-T: L-L... HT: 6-0; WT: 180... BORN: August 2, 1996, Midlothian, VA... RESIDES: Midlothian... HOW OBTAINED: Signed by Phillies as a non-drafted free agent, 6/12/19... SIGNED BY: Kellan McKeon... EDUCATION: 2019 graduate of University of Virginia... 2014 graduate of Cosby HS (VA)... PERSONAL: His older brother, Tyler, pitched in parts of 3 ML seasons (2015-17) with BAL and pitched professionally the last 3 years (2018-20) in Korea.

2020: Did not pitch... 2019: Began pro career with Gulf Coast League Phillies West (R)... Had a 13.2-inning scoreless streak, 7/1-8/9.

YEAR	CLUB	W-L	ERA	G	GS	CG	SHO	SV	IP	H	R	ER	HR	HB	BB	SO	WP	BK	AVG
2019	GCL Phillies-W	0-1	2.91	14	0	0	0	2	21.2	16	10	7	0	1	5	21	1	0	.203
2020	Did not pitch																		
Minors Totals		0-1	2.91	14	0	0	0	2	21.2	16	10	7	0	1	5	21	1	0	.203

WINGROVE, RIXON JAMES... 1B... B-T: L-R... HT: 6-4; WT: 240... BORN: May 23, 2000, Newcastle, Australia... RESIDES: Newcastle... HOW OBTAINED: Signed by Phillies as an amateur free agent, 4/19/18... SIGNED BY: Howard Norsetter.

2020: Played for Adelaide in the Australian Baseball League... 2019: Spent season with Gulf Coast League Phillies West (R)... Named a GCL All-Star... Led the league in at-bats & doubles, was 2nd in hits, XBH (24) & total bases (89), T-2nd in games, 6th in SLG, T-9th in HR and 10th in AVG & OPS... Slashed .328/.381/.537 vs RHP... Selected as Phillies Minor League Player of the Week, 7/29-8/4... Participated in Florida Instructional League... Following the season, played for Adelaide in the ABL... 2018: Appeared in 23 games for GCL Phillies West... Participated in FIL... Following the season, played for Sydney in the ABL... 2017: Appeared in 6 games for Sydney in the ABL.

YEAR	CLUB	AVG	G	AB	R	H	2B	3B	HR	RBI	SH	SF	HP	BB	SO	SB	CS	OBP	SLG	OPS	E
2018	GCL Phillies-W	.241	23	79	12	19	5	0	1	8	0	0	0	8	22	1	1	.310	.342	.652	3
2019	GCL Phillies-W	.298	48	*178	28	53	*17	2	5	37	0	2	1	22	38	0	2	.374	.500	.874	8
2020	Did not play																				
Minors Totals		.280	71	257	40	72	22	2	6	45	0	2	1	30	60	1	3	.355	.451	.807	11

* League leader

WOODWARD, JOHN POWELL (JP)... LHP... B-T: L-L... HT: 6-6; WT: 225... BORN: November 13, 1998, Red Bank, NJ... RESIDES: Baltimore, MD... HOW OBTAINED: Signed by Phillies as a non-drafted free agent, 6/15/20... SIGNED BY: Jeff Zona Jr... EDUCATION: Attended Lafayette College (PA)... 2017 graduate of The Boys' Latin School of Maryland... MISC: In a shortened 2020 collegiate season, recorded a team-best 22 strikeouts over his 4 starts (20.1 IP)... Was named to the Patriot League Academic Honor Roll in each of his 3 seasons at Lafayette.

2020: Did not pitch.

YÁNEZ, GABRIEL DAVID... LHP... B-T: L-L... HT: 6-3; WT: 223... BORN: July 22, 1999, El Tigre, VZ... RESIDES: El Tigre... HOW OBTAINED: Signed by Phillies as an amateur free agent, 1/13/17... SIGNED BY: Jesús Méndez.

2020: Did not pitch... 2019: Began season with Gulf Coast League Phillies East (R)... Promoted to Williamsport (A) on 8/8 for remainder of season... Allowed 3 ER in his first 19.1 IP (1.40 ERA) between the two levels... 2018: Appeared in 15 games (3 GS) with GCL Phillies East... Had 33 SO to 3 BB... 2017: Began professional career with Dominican Summer League Phillies Red (R).

YEAR	CLUB	W-L	ERA	G	GS	CG	SHO	SV	IP	H	R	ER	HR	HB	BB	SO	WP	BK	AVG
2017	DSL Phillies-R	0-0	0.00	3	0	0	0	0	4.0	2	0	0	0	0	0	1	0	0	.154
2018	GCL Phillies-E	0-0	6.43	15	3	0	0	2	35.0	53	26	25	4	2	3	33	2	0	.344
2019	GCL Phillies-E	0-0	1.33	7	3	0	0	0	20.1	17	4	3	0	2	3	14	1	0	.227
	Williamsport	0-1	3.32	5	1	0	0	1	19.0	15	7	7	1	1	5	16	0	1	.211
2020	Did not pitch																		
Minors Totals		0-1	4.02	30	7	0	0	3	78.1	87	37	35	5	5	11	64	3	1	.278

YONAMINE, MICAH TODD... C... B-T: R-R... HT: 6-3; WT: 205... BORN: October 10, 2000, Honolulu, HI... RESIDES: Honolulu... HOW OBTAINED: Selected by Phillies in 29th round of June 2019 draft... SIGNED BY: Demerius Pittman... EDUCATION: 2019 graduate of Iolani HS (HI).

2020: Participated in Florida Instructional League... 2019: Began pro career with Gulf Coast League Phillies East (R)... Participated in FIL.

YEAR	CLUB	AVG	G	AB	R	H	2B	3B	HR	RBI	SH	SF	HP	BB	SO	SB	CS	OBP	SLG	OPS	E
2019	GCL Phillies-E	.159	29	69	8	11	2	0	0	9	0	0	0	8	22	1	1	.247	.188	.435	3
2020	Did not play																				
Minors Totals		.159	29	69	8	11	2	0	0	9	0	0	0	8	22	1	1	.247	.188	.435	3

ZABALA, ANEURYS... RHP... B-T: R-R... HT: 6-3; WT: 259... BORN: December 21, 1996, Santo Domingo Centro, DR... RESIDES: Santo Domingo Centro... HOW OBTAINED: Signed by Phillies as a minor league free agent, 12/31/20; originally signed by SEA as an amateur free agent, 4/30/14... SIGNED BY: Eddy Toledo and Tim Kissner.

2020: Did not pitch... 2019: Spent entire season with Daytona (A)... 2018: Went a combined 2-5 with 4 saves and a 4.39 ERA in 40 relief appearances for Great Lakes (A) and Dayton (A)... Traded with James Marinan to CIN organization on 7/4 for Dylan Floro, Zach Neal and international bonus pool space... Ranked T-3rd in the Midwest League in games finished (27)... Had 2 IL stints: 5/28-6/4 (left thigh bruise) and 7/22-8/8 (right shoulder inflammation)... 2017: Traded with Drew Jackson to LAD organization on 3/1 for Chase De Jong... Began season with Arizona League Dodgers (R) and ended with Great Lakes... 2016: Spent second straight year with AZL Mariners (R)... Ranked 3rd among AZL relievers in OPP AVG (.167)... Struck out at least 1 batter in 13 of his 16 games... 2015: Made 14 relief appearances with the AZL Mariners... 2014: Began professional career with Dominican Summer League Mariners (R)... Notched first career win, 7/10 vs DSL Cardinals.

YEAR	CLUB	W-L	ERA	G	GS	CG	SHO	SV	IP	H	R	ER	HR	HB	BB	SO	WP	BK	AVG
2014	DSL Mariners	1-6	4.33	14	12	1	0	0	54.0	56	40	26	0	3	38	32	19	0	.276
2015	AZL Mariners	2-2	6.56	14	0	0	0	3	23.1	25	19	17	1	4	12	21	6	0	.284
2016	AZL Mariners	1-5	2.88	16	0	0	0	1	25.0	15	15	8	1	3	15	28	6	0	.167
2017	AZL Dodgers	3-1	6.00	10	0	0	0	0	15.0	19	14	10	1	1	10	12	4	0	.306
	Great Lakes	1-1	10.24	5	0	0	0	0	9.2	14	13	11	1	2	8	13	2	0	.333
2018	Great Lakes	2-2	4.86	24	0	0	0	1	37.0	31	20	20	2	3	25	30	14	0	.231
	Dayton	0-3	3.31	16	0	0	0	3	16.1	14	8	6	1	0	9	13	1	0	.222
2019	Daytona	1-2	5.63	39	0	0	0	0	54.1	57	39	34	3	10	27	48	8	1	.265
2020	Did not pitch																		
Minors Totals		11-22	5.06	138	12	1	0	8	234.2	231	168	132	10	26	144	197	60	1	.258

ZARBINSKY, BRADEN JAMES... RHP... B-T: L-R... HT: 6-2; WT: 190... BORN: December 26, 1996, Marietta, GA... RESIDES: Marietta... HOW OBTAINED: Signed by Phillies as a non-drafted free agent, 7/21/20... SIGNED BY: Greg Schilz... EDUCATION: 2020 graduate of West Virginia University... 2015 graduate of Pope HS (GA)... MISC: In a shortened 2020 collegiate season, batted a team-best .431 with 3 2B, 2 3B, 9 RBI, 16 runs, 13 SB and a 1.024 OPS in 16 games... His 13 SB ranked T-2nd among all Division I players... Also made 4 scoreless relief appearances (4.2 IP), allowing just 1 hit with 8 strikeouts... As a sophomore in 2017, earned many accolades, including being a finalist for the John Olerud Two-Way Player of the Year Award, named District II Player of the Year by the National Collegiate Baseball Writers Association and selected to the All-America Third Team by the NCBWA... Hit .304 (145-477) in his collegiate career while also posting a 3.58 ERA with 114 strikeouts in 108.0 innings over 54 games (8 starts).

2020: Participated in Florida Instructional League.

ZUÑIGA, EDGAR FERNANDO... RHP... B-T: R-R... HT: 6-2; WT: 185... BORN: September 15, 2002, Ciudad Madero, MX... RESIDES: Ciudad Madero... HOW OBTAINED: Signed by Phillies as an amateur free agent, 1/4/20... SIGNED BY: Oneri Fleita, Charlie Gastelum and Jesús Méndez.

2020: Did not pitch.

GENERAL INFORMATION



THE Fightin' Phils

The Fight, Fight, Fight-in' Phils!
It's a tough, tough, team to beat.
They're out to win, with ev-'ry day.
Every victory is sweet.
Watch 'em hit that ball a mile.
Play a game that's packed with thrills.
Get Pa to bring your Mother,
Sister and your Brother.
Come out to see the Fight-in' Phils.
The fight, fight, fight-in' Phils.

Lyrics by BICKLEY REICHER
Music by ELLIOT LAWRENCE

PHILLIES BROADCASTERS



TOM MCCARTHY

Now in his 21st season in the big leagues, Tom McCarthy is in the 14th year of his second tour of duty with the Phillies doing television play-by-play. In his first stint with the club, he spent five seasons (2001-05) as the host of the pre- and postgame radio shows, while also doing radio play-by-play. He also hosted his own weekday afternoon-drive show on ESPN Radio 920 AM, which concentrated on local sports. He spent the 2006-07 seasons as a radio broadcaster with the New York Mets on WFAN before returning to the Phillies in November 2007.

A graduate of The College of New Jersey (BA degree in communications), Tom spent six seasons with the Trenton Thunder, the former double-A affiliate of the Boston Red Sox. He was hired as director of public and media relations in 1993 and promoted to assistant general manager in 1996, while also working as one of the team's broadcasters, doing play-by-play on radio and television for CN8.

After the 1999 season, Tom left the Thunder to pursue a full-time career in broadcasting, creating the first local-driven show on ESPN Radio 1680 AM. He also used to work national shows for ESPN Radio.

Tom has done extensive broadcasting for collegiate sports in his career. He currently does NFL games for CBS, baseball for FOX, basketball and college football play-by-play for CBS College Sports Network (formerly CSTV) and NFL and college basketball games for Westwood One, after three years of doing NFL games with Sports USA Radio. Previously, he worked as the radio voice of the Saint Joseph's University men's basketball team (2004-09) and the play-by-play voice for Rutgers University football (2001-03), as well as Princeton University football (1995-2000) and men's basketball (1995-2003).

In 2000, Tom earned a Mid-Atlantic Emmy Award for his work on CN8 and is a two-time winner (2002 & 2004) of the Achievement in Radio Award for Best Local Sports Coverage. He also received the Radio/TV Excellence Award from the New Jersey Sportswriters Association in January 2007 and the Good Guy Award in 2009. He was inducted into the Trenton Baseball Hall of Fame in the summer of 2011 and had the radio booth at Trenton's Waterfront Park named after him. Additionally, he was named the 2013 Sportscaster of the Year by the National Sportscasters and Sportswriters Association.

Born in Jersey City, N.J., Tom and his wife Meg live in Allentown, N.J. They have two sons, Patrick and Tommy, and two daughters, Maggie and Kerri.



JOHN KRUK

One of the most popular and colorful players in Phillies history, John Kruk rejoined the club's broadcast team in January 2017. He had previously been a color analyst for the team in 2003, the final season at Veterans Stadium.

Prior to rejoining the Phillies broadcast team, John spent 13 years with ESPN as both a color commentator on "Sunday Night Baseball" and a studio analyst for "Baseball Tonight." He also worked for FOX and co-hosted "The Best Damn Sports Show Period." In 2001, he was a hitting coach for the Phillies' double-A team in Reading, Pa., before transitioning to a role assisting the club with suite sales for Citizens Bank Park. John also acted in several films, including the baseball-themed movie, *The Fan*, starring Robert DeNiro and Wesley Snipes.

John played 10 years in the major leagues, six of them with the Phillies, and was a member of the 1993 National League championship team when he posted a career-best .430 on-base percentage. He made three consecutive All-Star teams (1991-93) as a Phillie, which included a memorable at-bat against future Hall of Famer Randy Johnson at the 1993 Midsummer Classic.

The San Diego Padres selected John in the third round of the June 1981 draft. At the major league level, he played for the Padres (1986-89), Phillies (1989-94) and Chicago White Sox (1995). John finished his playing career with a .300 batting average, a .397 on-base percentage, 199 doubles, 100 home runs and 592 RBI in 1,200 games.

In 2003, John was selected to the All-Vet Team, which honored the best Phillies to play each position at Veterans Stadium, and he was inducted into the Phillies Wall of Fame in 2011.

John and his wife Melissa live in Naples, Fla., with their son Kyle and daughter Keira.

PHILLIES BROADCASTERS



BEN DAVIS

Ben Davis enters his seventh season in the booth after joining the Phillies broadcast team in February 2015. He previously spent four years as an in-studio baseball analyst for NBC Sports Philadelphia and made occasional appearances on 94.1 WIP's morning show.

A local product, Ben was selected by the San Diego Padres as the second overall pick in the June 1995 draft out of Malvern Preparatory School and went on to have a seven-year (1998-2004) major league career with the Padres (1998-2001), Seattle Mariners (2002-04) and Chicago White Sox (2004). Ben converted to pitcher for the final three seasons (2008-10) of his professional career, spent with single-A Sarasota in the Cincinnati Reds organization and the Camden Riversharks of the independent Atlantic League.

Ben currently resides in West Chester, Pa., with his wife Megan and their four children.



RUBEN AMARO JR.

Over the past four decades, Ruben Amaro Jr. has held many different positions with the Phillies – general manager, assistant general manager, player, bat boy and now color analyst. Ruben joined the broadcast team in 2020 for select Phillies telecasts and had his role expanded for the 2021 season.

A Philadelphia native, Ruben was a bat boy for the Phillies from 1980-83 when his father, Ruben Sr., a former shortstop with the club, was first base coach. He is a 1983 graduate of the William Penn Charter School, where he played both baseball and soccer. In 1987, he earned a bachelor's degree in human biology from Stanford University and was a member of the NCAA championship baseball team.

After being selected by the Angels in the 11th round of the June 1987 draft, Ruben made his major league debut with the club in 1991. Following that season, he was traded to his hometown Phillies, where he spent five of his final seven big league seasons (1992-93, 96-98). His only time away was 1994-95, when he played for Cleveland. Ruben played for both the 1993 NL Champion Phillies and the 1995 AL Champion Indians. In 1996, he ranked third among NL pinch-hitters with a .387 average.

At the conclusion of the 1998 season, Ruben moved into the Phillies front office as assistant general manager and held that position through 2008 under both Ed Wade and Hall of Famer Pat Gillick. After the Phillies' World Series win in 2008, Gillick transitioned into a new role and Ruben succeeded him as GM.

In his first year as GM, the Phillies won the National League pennant, making it to the seventh World Series in club history, and the team's 93 wins were the most in 16 years (97 wins in 1993). Following the season, Ruben was named Executive of the Year by the Philadelphia Sports Writers Association (PSWA) and the Phillies were honored as both the Team of the Year by the PSWA and Organization of the Year by *Baseball America*. Over a two-year span (2010-11), he constructed a team that had the best records (97-65 and 102-60, respectively) in the major leagues. Prior to 2010, the Phillies had never posted the best record over the course of a major league season.

Ruben left the Phillies toward the end of the 2015 season and spent the next three years as first base coach and outfield instructor for the Boston Red Sox (2016-17) and New York Mets (2018). He worked as a scout for the Mets in 2019.

Ruben lives in Philadelphia and has two daughters, Andrea and Sophia.



MIKE SCHMIDT

Hall of Famer Mike Schmidt had his role with the Phillies expanded in 2014 when he returned to the Phillies broadcast booth for Sunday home games. From 2015-18, he also worked Saturday home telecasts. Mike previously worked as a Phillies broadcaster during the 1990 season.

(For a complete bio, please see page 29 of the Phillies Media Guide.)



JIMMY ROLLINS

After rejoining the Phillies in a special advisor role in 2019, Jimmy Rollins was added to the Phillies broadcast team for a select number of games on NBC Sports Philadelphia. He has also served as an in-studio analyst for Major League Baseball's postseason coverage on TBS since 2016.

(For a complete bio, please see page 29 of the Phillies Media Guide.)

PHILLIES BROADCASTERS



SCOTT FRANZKE

Scott made his Phillies debut in 2006, when he was named the pre- and postgame host for Phillies radio broadcasts and did radio play-by-play in the middle innings. In 2007, he took over as the main play-by-play commentator for Phillies radio broadcasts, working with Larry Andersen. The duo was honored at the Philadelphia A.I.R. (Achievement in Radio) Awards, winning for Best Live Sports Event Coverage in 2007 and 2008. Additionally, they received the Bill Campbell Award for excellence in local broadcasting from the Philadelphia Sports Writers Association in 2017. Scott was also the winner of the 2010 and 2015 Pennsylvania Sportscaster of the Year Award, given by the National Sportscasters and Sports Writers Association.

A 1994 graduate of Southern Methodist University (SMU) with a degree in broadcast journalism, Scott began his radio career as a talk show host with Prime Sports Radio, a national all-sports radio network based in Dallas. He worked for two seasons as the part-time pre- and postgame host for his hometown Texas Rangers (1997-98) before becoming the voice of the Kane County Cougars, a single-A affiliate of the Florida Marlins (1999-2001). In 2000, Scott covered the Summer Olympics in Sydney, Australia, for Sporting News Radio. He spent four years (2002-05) in his second stint with the Rangers as the full-time studio host of the pre- and postgame shows and fill-in play-by-play announcer, winning the 2003 Katie Award for Best Radio Play-by-Play Sportscast from the Press Club of Dallas.

Scott was born in Dallas, Texas, and currently lives in Gladwyne, Pa., with his wife Lori, son Gus and twin daughters Loretta and June.



LARRY ANDERSEN

Larry is in his 24th season serving as a color analyst for Phillies games, making him the club's longest-tenured current broadcaster. He chose to reduce his schedule in 2018 and now calls mostly home games, along with select road series.

Larry began his broadcast career with the Phillies in 1998. He had been offered a position on the Houston Astros' broadcast team in 1997 when Larry Dierker moved from the booth to become manager, but opted instead to become pitching coach for the Phillies' triple-A affiliate at Scranton/Wilkes-Barre. In 2008, he and his partner Scott Franzke won for Best Live Sports Event Coverage at the Philadelphia A.I.R. (Achievement in Radio) Awards, the second straight year they won that category. In 2017, the duo was honored with the Bill Campbell Award for excellence in local broadcasting by the Philadelphia Sports Writers Association.

A former relief pitcher who played 25 years of professional baseball, including 17 seasons in the major leagues with the Cleveland Indians (1975-79), Seattle Mariners (1981-82), Phillies (1983-86; 93-94), Houston Astros (1986-90), Boston Red Sox (1990) and San Diego Padres (1991-92), Larry was 40-39 with 49 saves and a 3.15 ERA in 699 career games (1 start). In 1987, he pitched 101.2 innings, all in relief, and in 1989-90, he posted ERAs below 2.00 – 1.54 ERA in 1989 and 1.79 ERA in 1990.

Larry is famously known for being traded from the Astros to the Red Sox for Hall of Famer Jeff Bagwell in August 1990. He pitched in two World Series with the Phillies in 1983 and 1993 and in two League Championship Series, with Houston in 1986 and Boston in 1990. Larry holds the Phillies' club record for longest consecutive scoreless streak by a reliever (32.2 IP), set in 1984. It is also the third-longest among all Phillies pitchers, trailing Grover Alexander's 41.0 scoreless innings in 1911 and Cliff Lee's 34.0-inning streak in 2011.

After graduating from Interlake High School in Seattle, Wash., in 1971, he was drafted by Cleveland in the seventh round and made his major league debut with the Indians in 1975. Following his playing career, Larry spent three seasons as a minor league pitching coach, first with double-A Reading (1995-96) and then Scranton (1997). He also served as a guest instructor at Phillies spring training for five years (2013-17).

Born in Portland, Ore., Larry has two daughters, Angie and Tania, and one son, Chase. He and his wife Kristi live in Philadelphia.



KEVIN FRANSDEN

Kevin Frandsen joined the Phillies broadcast team in January 2018 and worked select road games on the Phillies Radio Network. He had his role expanded for 2019 to include the bulk of the road schedule along with some home broadcasts.

Kevin previously worked on AM radio in the San Francisco Bay area from August 2016 to February 2019. He also co-hosted “KNBR Tonight” KNBR 680 AM and, prior to that, spent a year as co-host for KNBR 1050 AM’s morning drive show, “The Audible.” He has worked for MLB Network Radio since April 2019.

After being signed by the Phillies as a minor league free agent in March 2011, the former infielder played in 174 games for the club over the 2012 and 2013 seasons and batted .280 with a .333 on-base percentage. Kevin was originally selected by his hometown San Francisco Giants in the 12th round of the June 2004 draft and played parts of nine major league seasons with the Giants (2006-09; 2015), Los Angeles Angels (2010), Phillies and Washington Nationals (2014).

Following the passing of his brother DJ in 2004, the Frandsen family started the 19 For Life Foundation, created to celebrate the gift that DJ Frandsen was to his family, friends and his community. The 19 For Life Foundation is a lasting legacy to DJ’s beliefs in giving back, making a difference, being a man for others and never giving up.

Kevin attended San Jose State University, where he set the all-time record for hits (246). He and his wife Amanda live in Haddon Heights, N.J., with their daughter Tenley and son Daylen Jon (“DJ”).



BILL KULIK

The 2021 season marks Bill Kulik’s 17th season as a member of the Phillies’ Spanish broadcasting team and his 27th in professional baseball as a broadcaster and producer of Spanish-language sports content.

Bill established the Spanish Béisbol Network in 2001 and the company has continued to grow, adding Spanish broadcasting rights to the Philadelphia Eagles in 2012. Prior to his time with the Phillies, Bill called games for the Boston Red Sox and, between the two clubs, has been part of four World Series broadcasts (2004; 2007-09).

A native New Englander, Bill lived in Latin America for 10 years, earned a bachelor’s degree from Bryant University in marketing and went to graduate school at Boston College. He and his wife Chesco reside in Moorestown, N.J., and have six children: Amanda, Arielle, KJ, Bryce, Seychelle and Quinlan.



ANGEL CASTILLO

Angel Castillo started covering the Phillies in 2005 for *Impacto Latino* newspaper before making his debut on Phillies Spanish radio in 2006. He left the Phillies for four years (2008-11) to work the Washington Nationals Spanish radio broadcasts before returning to the club in 2012.

From 2006-08, Angel produced his own sports radio show, “Deportes de Aquí y de Allá,” which aired weekdays on WTTM 1680 AM in Philadelphia and South Jersey.

Angel was born in Santo Domingo, Dominican Republic, and graduated from Superior School of Location and Social Communication in the DR with a concentration in social communication. He has lived in Philadelphia since 2001 and he and his wife Michel have two sons, Brian and Brandon.

PHILLIES BROADCASTERS

PHILLIES BROADCAST TEAMS

Year(s)	Broadcast Team	Year(s)	Broadcast Team
1936	Bill Dyer and Dolly Stark	1997	Ashburn, Kalas, Musser, Wheeler and Tekulve
1937	Dyer and Taylor Grant	1998	Kalas, Musser, Wheeler and Larry Andersen
1938	Walt Newton and Stoney McLinn	1999-2001	Kalas, Musser, Wheeler, Andersen and Scott Graham
1939	Byrum Saam and Newton	2002	Kalas, Wheeler, Andersen and Graham
1940	Saam and Les Vines	2003	Kalas, Wheeler, Andersen, Graham and John Kruk
1941-42	Saam and Grant	2004-05	Kalas, Wheeler, Andersen, Graham and Tom McCarthy
1943-46	Saam and Roy Neal	2006	Kalas, Wheeler, Andersen, Graham and Scott Franzke
1947-48	Saam and Chuck Thompson	2007	Kalas, Wheeler, Andersen, Franzke and Gary Matthews
1949	Saam and George Walsh	2008-09	Kalas, Wheeler, Andersen, Franzke, Matthews and McCarthy
1950-51	Gene Kelly and Bill Brundige	2010-11	Wheeler, Andersen, Franzke, Matthews, McCarthy and Jim Jackson
1952	Kelly and Claude Haring	2012-13	Wheeler, Andersen, Franzke, Matthews, McCarthy, Jackson and Gregg Murphy
1953	Kelly and Walsh	2014	Andersen, Franzke, McCarthy, Jackson, Murphy, Jamie Moyer, Matt Stairs and Mike Schmidt
1954	Kelly, Walsh and Herb Carneal	2015-16	Andersen, Franzke, McCarthy, Jackson, Murphy, Stairs, Schmidt and Ben Davis
1955-59	Kelly, Saam and Haring	2017	Andersen, Franzke, McCarthy, Jackson, Murphy, Schmidt, Davis and John Kruk
1960-62	Saam, Haring and Frank Sims	2018	Andersen, Franzke, McCarthy, Jackson, Murphy, Schmidt, Davis, Kruk, Kevin Frandsen, Kevin Jordan and Kevin Stocker
1963-70	Saam, Rich Ashburn and Bill Campbell	2019	Andersen, Franzke, McCarthy, Jackson, Murphy, Schmidt, Davis, Kruk, Frandsen and Jimmy Rollins
1971-73	Saam, Ashburn and Harry Kalas	2020	Andersen, Franzke, McCarthy, Jackson, Murphy, Schmidt, Davis, Kruk, Frandsen, Rollins and Ruben Amaro Jr.
1974-75	Saam, Ashburn, Kalas and Robin Roberts		
1976	Ashburn, Kalas, Roberts and Andy Musser		
1977-79	Ashburn, Kalas, Musser and Chris Wheeler		
1980-82	Ashburn, Kalas, Musser, Wheeler and Tim McCarver		
1983-86	Ashburn, Kalas, Musser and Wheeler		
1987-89	Ashburn, Kalas, Musser, Wheeler and Garry Maddox		
1990	Ashburn, Kalas, Musser, Wheeler, Maddox, Jim Barniak and Mike Schmidt		
1991	Ashburn, Kalas, Musser, Wheeler, Maddox, Barniak, Jim Fregosi and Kent Tekulve		
1992-93	Ashburn, Kalas, Musser, Wheeler, Maddox, Tekulve and Jay Johnstone		
1994-95	Ashburn, Kalas, Musser, Wheeler, Maddox, Tekulve and Todd Kalas		
1996	Ashburn, Kalas, Musser, Wheeler, Maddox, Tekulve, T. Kalas and Larry Rosen		

PUBLIC ADDRESS ANNOUNCER



Dan Baker has the distinction of being the longest-tenured public address announcer in Major League Baseball, an honor he achieved in 2008. After missing the 2020 season due to health concerns, the 2021 season will be his 49th with the Phillies after starting with the team in 1972.

During his 49 years, Dan has been the on-field voice of the Phillies for nearly 4,000 games, including five World Series and two All-Star Games in two ballparks, Veterans Stadium and Citizens Bank Park. Dan also served as the PA announcer for the NFL's Philadelphia Eagles for 29 years (1985-2013) without missing a regular season or postseason game. He announced three NFC Championship games (2002-04) and each Army-Navy game that has been played at Lincoln Financial Field.

Away from the professional ranks, Dan has been the play-by-play voice for Big 5 basketball (1977-98), Drexel University basketball (1997-2012), Temple University football (1977-83) and University of Pennsylvania football (1986-88). As executive secretary, Dan helped maintain the Philadelphia Big 5 basketball tradition from 1981 through 1996. In 1997, he was inducted into the Big 5 Basketball Hall of Fame, one of six local sports Halls of Fame in which he is enshrined. Most recently, he was inducted into the Broadcast Pioneers of Philadelphia Hall of Fame in November 2019.

Since 2008, Dan has co-hosted the "Bull Session" with Phillies Wall of Famer Greg Luzinski every Monday during the baseball season on WBCB 1490 AM.

Dan and his wife Cathy – a former Phillies employee – live in West Deptford, N.J. They have two children, Darren and Courtney.

PHILLIES TELEVISION NETWORK

The Phillies enter their 24th season in 2021 with the all-sports cable network NBC Sports Philadelphia. NBC Sports Philadelphia will air the bulk of the games this year, with other games being carried by NBC Sports Philadelphia+. All games airing on NBCSP and NBCSP+ feature "Phillies Pregame Live" and "Phillies Postgame Live" programming. Additional games will be aired by Philadelphia's NBC10, including the season opener from Citizens Bank Park on Thursday, April 1, at 3:05 p.m. against the Atlanta Braves. Please visit phillies.com for the most up-to-date broadcast schedule.

Besides the local broadcasts, the Phillies are scheduled to make three early-season appearances on ESPN's "Sunday Night Baseball" against division rivals: April 11 and May 9 against the Braves at Truist Park, and May 2 hosting the New York Mets, all at 7:08 p.m. In addition, the Interleague matchup on May 22 against the visiting Boston Red Sox will be carried by FOX at 7:15 p.m.

Fans can enjoy complete coverage of the Phillies with the My Teams by NBC Sports mobile app. Authenticated NBCSP subscribers can access local market games and pre- and postgame shows, as well as live and on-demand video, podcasts and written coverage, from anywhere in the United States.



PHILLIES RADIO NETWORK



All Phillies games can be heard on the team's flagship station, SportsRadio 94WIP (94.1 FM). In addition to WIP, Phillies baseball can be heard on the 21-station Phillies Radio Network throughout the tri-state area. Once again, games will be broadcast in Spanish and aired on WTTM (1680 AM), with Bill Kulik and Angel Castillo behind the microphone. Spanish-language broadcasts are also available using the SAP function during Phillies Television Network games.

PENNSYLVANIA

City	Station	Frequency
Philadelphia#	WIP	94.1 FM
Lancaster	WLPA	1490 AM 92.5 FM
Lansdale	WNPV	1440 AM
Lebanon	WLBR	1270 AM
Lehighton/ Jim Thorpe	WBYN	1160 AM
Levittown	WBCB	1490 AM
Northumberland	WEGH	107.3 FM
Pottsville	WPPA	1360 AM
Reading	WEEU	830 AM
Scranton	WEJL	630 AM
Starview	WONN	92.7 FM
Wilkes-Barre	WBAX	1240 AM
Williamsport	WRAK	1400 AM

DELAWARE

City	Station	Frequency
Lewes	WGMD	92.7 FM
Wilmington	(weekends)	
	WDEL	1150 AM 101.7 FM

NEW JERSEY

City	Station	Frequency
Lindenwold#*	WTTM	1680 AM
Atlantic City	WMID	1340 AM
Atlantic City*	WIBG	1020 AM
Trenton*	WHWH	1350 AM
	(night games)	
Wildwood	WCMC	1230 AM
Wildwood	WZXL	100.7 FM
Wildwood Crest	WEZW	93.1 FM

Flagship station; * Spanish broadcast



2021 MEDIA INFORMATION

BALLPARK ENTRANCE

All media should enter Citizens Bank Park at the Staff & Media Entrance located on Darien Street (east side of the ballpark). Media may enter the ballpark no earlier than four hours prior to first pitch and must leave the facilities no later than 90 minutes after postgame interviews conclude.

CLUBHOUSES

There will be no media access to the clubhouses in 2021 until further notice. Please see "MANAGER AVAILABILITY" for information regarding daily manager interviews. All player interviews will be conducted via Zoom unless otherwise communicated.

MEDIA INTERVIEW ROOM

The Media Interview Room will not be used for interviews unless otherwise communicated.

PRESS BOX

The Press Box, including broadcast booths, Press Dining Room, Media Relations Workroom and library is located on the Hall of Fame Club Level behind home plate.

ELEVATOR

An elevator dedicated to the media is located behind home plate. After entering the ballpark at the Staff & Media Entrance, turn left on the Main Concourse and walk toward home plate. Look for the "Media Only" sign on the Main Concourse. This elevator will access the Press Box (Level 2).

STAIRWAY

A stairway is adjacent to the media elevator and can be used to access the Press Box.

FIELD ACCESS

Media will not be permitted to access the playing field, dugouts or warning track.

COVID-19 HEALTH & SAFETY PROTOCOLS

By receiving a media credential, a media member agrees to observe all MLB and Club rules; any applicable government orders in a local market; and other precautionary steps that are in place to preserve health and safety. Media members must wear approved face coverings at all times, covering their nose and mouth, and practice physical distancing while present at a Club facility (whether indoors or outdoors). Media members are required to wash or sanitize their hands frequently. Failure to comply with any health and safety initiatives will result in loss of access to the ballpark.

PHOTO WORKROOM

Information regarding a photo workroom and access areas for still photographers will be communicated.

MEDIA RELATIONS WORKROOM

Located behind the broadcast booths is a Media Relations Workroom that contains a fax machine, copier and supplies, plus a workstation for the visiting PR representative. Any printed media notes will be reproduced in this room before the game. A complete baseball library providing numerous publications for research purposes is located adjacent to the Workroom. See a Baseball Communications representative for access to the Media Relations Workroom and library. Please keep in mind the Media Relations Workroom is to be used for reference purposes only.

CREDENTIALS

Working press credentials (Phillies daily or full season credentials or MLB-issued credentials) or Baseball Writers' Association of America credentials are required in order to gain access to the ballpark. All applications for credentials must be submitted through the MLB online credentialing system.

LOST CREDENTIALS

Those members of the media who lose a Phillies credential will be asked to submit a \$25 check to Phillies Charities, Inc. prior to being issued a new credential.

CLUBHOUSE ACCESS/MEDIA AVAILABILITIES

There will be no clubhouse access during the 2021 season. All media availabilities will be conducted via Zoom until further notice.

MANAGER AVAILABILITY

The manager is available following every Phillies home game. The decision to have manager availabilities via Zoom or in-person and socially distant will be decided and communicated in compliance with MLB's health and safety protocols. There will be pregame manager availability prior to night games, but there is no formal pregame availability prior to day games.

PRESS BOX SEATING

Press Box seating will be assigned in compliance with MLB's health and safety regulations and must be adhered to. A seating chart will be posted each day.

PHILLIESPRESSBOX.COM

Media members can visit PhilliesPressBox.com to access various club materials, including press releases, game notes, media guides, rosters, Zoom call recordings and more.

2021 MEDIA INFORMATION

MEDIA DRESS CODE

In accordance with a MLB directive, media covering games and MLB events are asked to dress in an appropriate and professional manner that reflects their respect for their colleagues, the teams and the players they are covering. Clubhouses, dugouts, press boxes, interview rooms and the playing field are working areas, and the Phillies, as well as MLB, expect members of the media to adhere to a business casual dress code. In that regard, media members are requested to follow these guidelines:

- Flip-flops are not permitted in clubhouses
- Jeans should be clean, neat and presentable (e.g., ripped jeans should be avoided)
- T-shirts bearing offensive, disrespectful or inappropriate messages are not permitted
- Clothing bearing MLB club logos should not be worn in the press area
- Clothing should be appropriate for a business casual work environment. The following are some non-exclusive examples of apparel that should be avoided:
 - Sheer or see-through clothing
 - Excessively short skirts, dresses or shorts (e.g., cut more than 3-4 inches above the knee)
 - Tank tops, muscle shirts, one-shouldered or strapless shirts
 - Clothing exposing bare midriffs or visible undergarments

We ask all members of the media to respect these guidelines. MLB will consider appropriate actions in those cases in which the guidelines are violated.

INTERNET/PHONE

Wireless internet is available throughout the press box area and in the photo workroom. There is an ample supply of complimentary high-speed ethernet lines available in the Press Box as well as in the Photo Workroom. If needed, ethernet cables are available to purchase on-site for \$10 (cash only) at each home game. There is also an ample supply of pool phones available in the Press Box. If you would like to purchase your own dedicated private line in the Press Box or Photo Workroom, analog lines are available to purchase for an annual fee of \$150 per line (restricted to credit card, collect, calling card, or 800 number calls).

PRESS DINING

Media are permitted to bring their own food into the ballpark. The Phillies will provide water in the Press Box for working media. Information regarding club-provided meals will be communicated during the season.

SMOKING

Smoking is not permitted inside Citizens Bank Park.

STAFF

We look forward to working with you during the 2021 baseball season. Our offices are located on the Suite Level, which is one level below the Press Box/Hall of Fame Club Level.



Bonnie Clark
Vice President,
Communications
(x5371)



Greg Casterioto
Director,
Communications
(x5297)



Chris Ware
Manager,
Baseball
Communications
(x5245)



Kenny Ayres
Baseball
Communications
Assistant
(x5142)



Jim Hogan
Baseball
Communications
Assistant
(x5248)



Deb Rinaldi
Manager, Business
Communications
(x5391)



Lauren Testa
Communications
Representative
(x5496)



Diego Etedgui
Spanish Language
Interpreter

PHILLIES IN THE COMMUNITY

Through both **Phillies Charities, Inc.** and the club's ongoing community outreach efforts, the Phillies have a continued presence in the community throughout the year.

Phillies Charities, Inc. is the charitable arm of the Phillies organization, serving Pennsylvania, New Jersey and Delaware, as well as areas near the Phillies' minor league affiliates. Continued fan support enables fundraisers, including the **Phantastic Auction, 50/50 Drawing, Phillies Charities 5K** and many memorabilia auctions, to contribute largely to a Phillies Charities Grant Fund. Grants are awarded on a regular basis to primarily local organizations serving a wide variety of needs. In 2020, more than \$550,000 was awarded.

Since 1984, when the ALS Association Greater Philadelphia Chapter became the team's primary charity, the Phillies have raised over \$19 million for the fight against ALS, the devastating, always-fatal, progressive neuromuscular disorder.

Each year, the Phillies provide children with the opportunity to play baseball and softball throughout the Delaware Valley by providing local leagues with uniforms and equipment, along with other resources. Over 4,000 deserving children, ages 5-18, participate in the RBI program. The **Jr. RBI League** (Reviving Baseball in Inner Cities), sponsored by Citizens, is for kids 12 years and under and focuses on the fundamentals of the game. The **RBI League**, sponsored by Nike, is for kids 13 to 18 years of age and continues to focus on baseball and softball instruction, but also has a competitive nature.

The **Phillies MLB Urban Youth Academy**, sponsored in part by the local Chevrolet dealers, provides the opportunity for free, year-round baseball and softball instruction to the youth of Philadelphia, especially those participating in the Phillies RBI Leagues. Participants receive top-level instruction at both the baseball and softball Urban Youth Academy fields at FDR Park and the Ryan Howard Indoor Training Center, which is located at the Marian Anderson Recreation Center. The state-of-the-art, 7,500-square-foot indoor training center is equipped with four retractable batting cages and also includes space for fitness training and educational and vocational programs.

The **Phillies Wives** are committed to giving back to support local charities. Each year, Phillies Wives serve on the board of Phillies Charities, Inc. and represent the club on charitable projects or fundraisers.

Phillies players show their support by dedicating time to connect with individuals and families throughout the year, including making virtual visits to schools and children in hospital care. Several players are committed to raising awareness and funds for local charities, including Philadelphia Futures, The Pennsylvania SPCA, Philabundance, Bringing Hope Home, Turning Points for Children and the local office of the Muscular Dystrophy Association.

The Phillies host a variety of free educational programs for the local community. **Phanatic About Reading**, presented by Xfinity, encourages students in grades PreK-8 to read for a minimum of 15 minutes per day to improve literacy and comprehension skills. **Phillies Phitness**, presented by The GIANT Company, encourages children of all ages to start on the path to a healthy future through exercise and smart food choices. Through a partnership with the City of Philadelphia Parks & Recreation Department, **Phillies Fundamentals**, sponsored by Chick-fil-A, uses baseball to teach and reinforce academic skills to children during the summer months. **Summer Slugger** is a continuous and engaging experience focusing on math and literacy skills to encourage students to stay on track when school is not in session. The **All-Star Students** contest recognizes students who went above and beyond during the school year, while the work of area educators is highlighted annually through **Teacher Appreciation Night**, powered by Constellation. **Citizens Weather Education Day**, presented by NBC10/Telemundo62, is an educational experience focused on weather that is enjoyed by thousands of children each year.



The Phanatic leads the way as a Phillies All-Star teacher is celebrated with a drive-by parade.



Members of the front office join partner The GIANT Company for a day of volunteering at Philabundance.



Phillies alumni Milt Thompson and Mickey Morandini greet fans at The Players Alliance's Pull Up Neighbor event.

PHILLIES IN THE COMMUNITY

Committed to honoring all the men and women who have served or continue to serve our country, the Phillies donate tickets to members of the **military** and their families. Members of the military, veterans and their guests receive a discounted ticket offer on select Phillies games through GovX.

The **Red Goes Green** sustainability initiative launched in 2008. Through **Home Runs for Trees**, a partnership with PGW and the Pennsylvania Horticultural Society, over 1,300 trees have been planted in the Delaware Valley. Food waste from Phillies kitchens is donated to W.B. Saul High School's Henry Got Compost program. In recognition of Earth Day, front office members volunteer each year at a local park cleanup.

Phans Feeding Families, the hunger relief partnership between the Phillies, Philabundance, Citizens and other sponsors, raised \$61,555 in 2020, providing over 120,000 meals to people in need throughout the Greater Philadelphia area.

The **Phillies Ballgirls** act as community ambassadors for the Phillies both on and off the field. The Ballgirls make hundreds of appearances throughout the community and act as captains of the **Red Goes Green Team**, presented by Waste Management, at each home game. They host a Christmas in July toy drive each year, with toys being donated to organizations throughout the community during the holiday season, while also engaging with youth softball players through clinics.

Each season, the Phillies partner with **Major League Baseball** in supporting a variety of initiatives, including Armed Forces Weekend, Childhood Cancer Awareness, Father's Day, Hispanic Heritage Month, Independence Day, Jackie Robinson Day, Memorial Day, Mother's Day, Roberto Clemente Day, September 11th Remembrance and Spirit Day.

The annual **Season of Giving** allows the Phillies to continue outreach efforts during the offseason through events such as the Bethesda Project holiday meal, Thanksgiving outreach with Philabundance and the Phillies Family coat and giving drive.

The **Phillies Give Back** program offers volunteer opportunities and encourages members of the front office to get involved in the local community.

The Phillies celebrate the rich cultural traditions that make up Philadelphia and its many diverse communities. Through theme nights, participation, outreach and support, the organization joins in the effort to bring fans from every walk of life together.

Our work in the community would not be possible without the dedication and support of the many partners and fans who support our mission.

Learn more about the Phillies in the community and how you can get involved by visiting [phillies.com/community](https://www.phillies.com/community).



Phillies giveaways and baseball equipment are distributed at a Play Ball drive-thru event at St. Matthew's African Methodist Episcopal Church.



Nemours Childhood Cancer Awareness Night is celebrated with game cutouts behind home plate featuring brave children battling cancer.

CITIZENS BANK PARK DIRECTORY



ADDRESS

The Phillies
Citizens Bank Park
One Citizens Bank Way
Philadelphia, PA 19148-5249

PHILLIES CONTACT INFORMATION

Executive Offices 215-463-6000
Special Events (non-baseball events) 215-218-5100
New Era Phillies Team Store 267-570-2333

PURCHASING TICKETS

Season & Group Tickets 215-463-5000
Tickets, Information & Tours 215-463-1000
Ballpark Group Tours (25 or more) 215-218-5360
Online phillies.com

TICKET OFFICE

Located at First Base Gate Entrance on Pattison Avenue.
For all home games, additional ticket windows are open on Citizens Bank Way.

In-game: Ticket windows are located on the Main Concourse (behind Section 124) and the Terrace Level (behind Section 318).

NAMING RIGHTS

Citizens Bank, \$95 million over 25 years – \$57.5 million for naming rights and \$37.5 million for the Phillies broadcast media package.

DIMENSIONS

	Distances	Heights
Right field foul pole	330'	13'3"
Right field power alley	369'	13'3"
Center field, straightaway	401'	6'
"The Angle" (left of CF to LCF)	409'-387'-374'	19'-12'8"
Left field foul pole	329'	10'6"
Left field power alley	374'	10'6"

SEATING CAPACITY: 42,901

ENTRANCES

- First Base Gate (corner of Darien Street and Pattison Avenue)
- Third Base Gate (corner of Pattison Avenue and Citizens Bank Way)
- Left Field Gate (corner of Citizens Bank Way and Phillies Drive)
- Suite and Club Entrances:
Home Plate (Pattison Avenue)
West (Citizens Bank Way)
East (Darien Street)

GATE OPENINGS

Main gates open 1½ hours prior to game time every day.


Ashburn Alley and a portion of the Third Base Gate granting access to Pass and Stow open 2 hours before every game. The entrance to Ashburn Alley is the Left Field Gate.



CITIZENS BANK PARK SEATING DIAGRAM



Visit phillies.com for seating and pricing information.



CITIZENS BANK PARK FACTS



After 33 years at Veterans Stadium, the Phillies moved into their new state-of-the-art facility, Citizens Bank Park, in 2004. The world-class ballpark – rated one of the best in the country – opened on April 3, 2004, with an exhibition game against the Cleveland Indians. Since that time, the Phillies have captured a World Series championship (2008), two National League pennants (2008-09), and five consecutive NL East titles (2007-11), while countless records have been broken both on and off the field.

ACCESSIBILITY: Excellent regional highway access for vehicles and Broad Street Subway Line for public transportation.

ACRES: 21-acre site, north side of Pattison Avenue between Citizens Bank Way and Darien Street.

ADA-FOCUSED DESIGN: With the help of an Americans with Disabilities Act (ADA) consultant, the park was designed to be universally accessible and comfortable for all fans with disabilities.

ARCHITECTS/DESIGN TEAM: EwingCole and HOK Sport+Venue+Event (HOK SVE).

BALLPARK DESTINATION AREAS:

Ashburn Alley: Festive outfield entertainment area; 625 feet in length covering 50,000 square feet. Area opens early so fans can watch batting practice. Highlights include:

- **Right Field: The Yard**, a 13,000-square-foot interactive kids' baseball experience complete with Citizens Phan Field (a 70-foot AstroTurf-covered field), a Hatfield Phillies Franks Hot Dog Launcher, a 30-foot Phanatic Climbing Wall, Bullpen pitching area, and ice cream bar. Also located in this area is the Ballpark app check-in desk. The right field area also features the new Yuengling Party Pavilion.



- **Other Alley highlights:** Phillies All-Star Walk, bi-level bullpens, Budweiser Rooftop, the '47 Alley Store, and more food and drink options including the new Jim Beam Bar, located between Chickie's and Pete's and Campo's.

Left Field Plaza Photo Opportunities & Boardwalk-Style Concessions:

- Features oversized World Series trophies, as well as statues featuring Phillies retired numbers.
- Phillies championship banners are also on display, as well as the Phillies Wall of Fame presented by Toyota.
- Other highlights: Boardwalk Eats, a concession area with boardwalk-style concessions, as well as Bull's BBQ and the new Miller Lite Liberty Landing (formerly Harry the K's) with adjacent Leinenkugel's Left Field.



Third Base Plaza – Pass and Stow, Shake Shack & Liberty Bell:

- In 2019, the Phillies and Aramark transformed 24,500 square feet of space into Pass and Stow, featuring an outdoor Goose Island at the Park bar, Foundry Pizza serving brick-oven pizza, a family-friendly sports pub, 44 TVs to catch game action and more.
- Other highlights include the iconic 19-foot-high Liberty Bell that was once located atop Veterans Stadium, which is prominently displayed as fans approach the ballpark.
- Pass and Stow is a historic nod to the Liberty Bell, which has been part of the Phillies brand and logo for many years. The name is derived from the two Philadelphia foundry workers, John Pass and John Stow, who recast the original bell in 1753, and whose names are inscribed on this important piece of American history.



- Adjacent to Pass and Stow is the 6,000-square-foot Shake Shack, which for the first time brought its sit-down restaurant experience to a sports venue, with seating for 120 fans. This popular modern-day "roadside" burger stand serves its classic burgers, crinkle-cut fries, hand-spun shakes and more.

CITIZENS BANK PARK FACTS

BUILDING SQUARE FOOTAGE: 1.15 million

BY THE NUMBERS:

Playing field: 23' below street level
 Main concourse: street level
 Suite level: 36' above field; 13' above main concourse
 Hall of Fame Club concourse: 61' above field
 Terrace concourse: 81' above field
 Roof: 134' above field

CONCERTS: In the summer of 2020, the Phillies and Live Nation hosted "Live-In Drive-In," a four-week drive-in concert and comedy series featuring live performances on stage in the parking lot at Citizens Bank Park. The series allowed fans to enjoy 14 live concerts, while still maintaining social distancing from the comfort of their own vehicle.

Prior to 2020, Citizens Bank Park hosted 27 concerts in the ballpark, with Jimmy Buffett & The Coral Reefer Band having the honor of being the first to perform on August 25, 2005. The 2021 concert lineup features Motley Crue, Def Leppard, Poison and Joan Jett on July 13 and Green Day, Fall Out Boy and Weezer on August 20.

In addition, there have been eight on-field postgame concerts held at the ballpark since 2016.

CONCESSIONS: Joint venture between Aramark, the Phillies and World Wide Concessions. A wide variety of food and beverages, from traditional ballpark fare to foods with Philadelphia flavor, is available throughout the park at permanent locations and portable stands. The ballpark also features healthier and gluten-free food, and is rated among the top vegetarian-friendly ballparks in the country.



CONSTRUCTION MANAGEMENT TEAM: L. F. Driscoll Co. and Hunt Construction Group in association with Synterra, Ltd. and Don Todd Associates, Inc.

CONSTRUCTION MATERIALS:

- Aluminum curtainwall: 83,000 square feet
- Architectural precast panels: 97,000 square feet
- Bricks in architectural precast panels: 475,000
- CMU (concrete masonry unit): 320,000 square feet
- Foundation concrete: Approximately 52,000 cubic yards
- Gallons of paint: 11,602 (primer, intermediate and top coats)
- Hand-laid brick: 450,000 bricks
- Playing field: 440,000 cubic yards (594,000 tons) of soil was excavated to 23' below street level
- Playing surface: Kentucky Bluegrass on the infield (7,000 sq. ft.), Riviera Bermuda grass in the outfield and foul territory (94,000 sq. ft.). Bermuda grass is overseeded in the fall for spring play with perennial ryegrass. All grass is provided by Collins Wharf Sod Farm, Eden, MD.
- Steel H piles: Over 4,600 were driven to depths of 70 to 110 feet; 354,000 lineal feet; Highest piece of steel: scoreboard, 212' high; light towers, 165' high
- Structural steel: 11,800 pieces of steel; approximately 11,500 tons; 252,000 bolts

COOPERSTOWN GALLERY: Hall of Famers (Phillies and Philadelphia Athletics) are honored in this area of the Hall of Fame Club.

FIRSTS

From April 12, 2004

Batter	LHP Randy Wolf, 1:32 p.m.
Hit	Reds 2B D'Angelo Jimenez Jimenez (double, 1st inning)
Single	Reds 3B Ryan Freel, (2nd)
Single by a Phillie	Wolf (3rd)
Double by a Phillie	1B Jim Thome (1st)
Triple	Reds RF Austin Kearns (9th)
Home run	RF Bobby Abreu (1st)
Walk	Reds C Jason LaRue (2nd)
Walk by a Phillie	CF Marlon Byrd (3rd)
Sacrifice bunt	Reds RHP Paul Wilson (2nd)
Stolen base	Byrd (3rd)
Run	Jimenez (1st)
Run by a Phillie	Abreu (1st)
RBI	Abreu (1st)
Strikeout	Reds CF Ken Griffey Jr. by Wolf (1st)
Wild pitch	Wolf (1st)
Win	Wilson
Loss	Wolf
Save	Reds RHP Danny Graves

Other Firsts (in chronological order)

Postponement	4/14/04, Phillies vs. Reds, due to rain
Win by a Phillie	LHP Rheel Cormier, 4/15/04 vs. Cincinnati
Save by a Phillie	LHP Billy Wagner, 4/15/04 vs. Cincinnati
Night game	4/16/04, Phillies 4, Expos 2
Four-hit game	Thome, 4/16/04 vs. Montreal
Triple by a Phillie	SS Jimmy Rollins, 4/18/04 vs. Montreal
Walk-off HR	CF Doug Glanville, 4/18/04 vs. Montreal
Error	Thome, 4/20/04 vs. Florida
Extra-inning game	4/21/04 - Marlins 8, Phillies 7, 12 innings
Multi-homer game	Marlins 3B Mike Lowell (3), 4/21/04
Shutout	4/30/04, Wolf and Cormier, Phillies 4, Diamondbacks 0
CG shutout	5/20/04, RHP Brett Myers, Phillies 4, Dodgers 0
Grand slam	Braves CF Andruw Jones, 5/27/04
Day-night DH	6/17/04 vs. Detroit (6-2 W/5-4 L)
Inside-the-park HR	Rollins, 6/20/04 vs. Kansas City
Cycle	David Bell, 6/28/04 vs. Montreal
Triple play	8/19/04 - Todd Pratt vs. HOU (Ensborg to Kent to Lamb)
Grand slam by a Phillie	Byrd, 8/29/04 vs. Milwaukee
Twilight DH	9/29/04 vs. Pittsburgh (8-4 W/8-3 W)
No-hitter	RHP Roy Halladay, 10/6/10, Phillies 4, Reds 0 (DS Game 1)
Walk-off grand slam	RF John Mayberry Jr., 6/4/13 vs. Miami

CITIZENS BANK PARK FACTS

DIAMOND CLUB: Premium seating area located behind home plate on Field Level; 1,281* wide, padded seats that include in-seat wait service. Guests also have use of the Diamond Clubhouse Lounge.

*at full capacity



ELEVATORS: 15, 11 of which serve guests in the seating bowl.

ESCALATORS: Escalators are located near Sections 114, 126 and 140 to assist guests in reaching the Hall of Fame Club/Pavilion/Arcade and Terrace Level.

FINE ART: Original artwork by four local artists, Dick Perez, Dane Tilghman, Max Mason and Jonathan Mandell, is on display throughout the park. Also featured: "Phillies Dream Scene," a classic oil painting by Australian artist Jamie Cooper, on display in the Suite and Club Entrance Lobby.



FOUL POLES: Metal poles; 85 feet high

HALL OF FAME CLUB: This 2,500-seat* premium seating area includes access to climate-controlled lounges with full-service bars, multiple HD TVs and upscale food options.

*at full capacity

KEY FEATURES: Open Main Concourse (360 degrees) that allows fans to constantly connect with the game. Open outfield that allows a scenic view of Center City skyline. Views of the field from street level.

LANDSCAPING: There are over 1,000 trees, thousands of shrubs, perennials, ornamental grasses and up to three seasonal changes of annuals located around the ballpark.

LIBERTY BELL HOME RUN SPECTACULAR:

Neon Liberty Bell swings and rings after Phillies home runs. Supplied by Capitol Manufacturing, the 50 feet high by 35 feet wide Bell is suspended 100 feet above street level.



MERCHANDISE: Official Phillies merchandise is available at the New Era Phillies Team Store located adjacent to the Third Base Gate. Fans may also personalize jerseys with their own name and number. The store is open Monday through Friday from 10:00 a.m. to 6:00 p.m. and Saturday from 11:00 a.m. to 4:00 p.m. On 1:05 p.m. or 1:35 p.m. game days, the store can only be accessed with a game ticket. The store is closed on major holidays. For offseason hours, please call 267-570-2333. Souvenirs are also available in-game at the '47 Alley Store in Ashburn Alley, Memorabilia Store from Hunt Auctions, the Phillies Authentic shop featuring game-used and autographed memorabilia, The Cap Shop, The Yard and Home Stands throughout the ballpark.



MILESTONES:

- November 13, 2000 - Former Mayor John F. Street announced new Phillies ballpark and Eagles stadium will be located in the Sports Complex.
- June 28, 2001 - Phillies officially unveiled the architectural design plan for their new park.
- March 26, 2002 - Workers began pouring concrete to create the foundation.
- October 17, 2002 - The first piece of red steel was installed in the scoreboard structure.
- June 17, 2003 - Citizens Bank entered 25-year naming rights partnership with the Phillies.
- September 5, 2003 - Installation of seats began.
- October 31, 2003 - Installation of natural grass playing field started.
- April 3, 2004 - Phillies vs. Cleveland Indians On-Deck Series game provided first glimpse of the park.
- April 12, 2004 - Cincinnati defeated Phillies, 4-1, before 41,626 in inaugural opener.

NETTING: The protective netting extends most of the way down each baseline to Section 109 (right field line) and Section 138 (left field line). The netting behind the dugouts and down the baselines is approximately 25 feet high and made of state-of-the-art "field green" material to blend in with the playing field and minimize obstruction of views.

PARKING: 21,000 parking spaces in the Sports Complex.

CITIZENS BANK PARK FACTS

PHILLIE PHANATIC:

Part of a permanent exhibit at the National Baseball Hall of Fame and recognized by *Forbes* magazine and other media outlets as the most popular mascot in sports, the Phillie Phanatic has grown to become a recognizable symbol of the Phillies across the country and around the world. The Phanatic is a fixture at Phillies home games and entertains fans young and old at countless appearances throughout the Delaware Valley.



PUBLIC RESTROOM FACILITIES: A total of 61 restrooms (24 women's, 24 men's and 13 family) are conveniently located throughout the park.

SCOREBOARD SYSTEM: The Phillies' massive Daktronics HD-15 video display features Sony HD production technology and includes a dedicated closed-captioning display to assist hearing-impaired fans.

- The display could feature 49 life-size Phillie Phanatics standing next to and on top of each other.
- Overall size: 76 feet high and 97 feet wide. Weight: approximately 84,420 pounds (42.2 tons).
- Resolution: The HD-15 display exceeds 1080p HD standard with 1512 lines of resolution.
- Super-wide viewing angles offer improved visibility for more fans.
- Takes approximately 1,380 flat-panel televisions (at 42" each) to fill the area of the display.
- If it were a consumer television, the Phillies' display would be considered a 1,478" screen.
- Uses state-of-the-art LED technology providing superior brightness in direct sunlight, with the capability to show up to 144 quadrillion shades of color.
- Approximately 32,363 feet (6.1 miles) of wiring delivers power and data to the display.

In addition, there is an auxiliary LED video display known as "PhanaVision II" in the right field grandstand area. This display is approximately 13 feet high by 47 feet wide and mirrors much of what is shown on the larger video display, including video replays.

SEATS: Capacity: 42,792; Color of seats: Sapphire blue; Hussey Seating Co. Seats are angled toward the infield and equipped with cup holders.

SMOKE-FREE FACILITY: Smoking is not permitted inside Citizens Bank Park.

SPORTS LIGHTING SYSTEM: A system of 539 LED fixtures featuring Total Light Control technology, installed by Musco Lighting. The system features instant on/off/dimming capabilities that helps the ballpark reduce its environmental footprint. It also includes Ball Tracker™ technology, which optimizes visibility of the ball, in addition to unmatched light control that virtually eliminates glare from impacting players and fans.



The Phillies' Red Goes Green program at Citizens Bank Park is in partnership with Aramark and Spectra Venue Management.

- All of the field tower lighting is LED.
- The Phillies' Red Goes Green Team, presented by Waste Management, is led by the Phillies Ballgirls and consists of volunteers from local organizations who collect cans and bottles throughout the seating bowl during home games.
- Along with Waste Management, representatives from the Phillies front office participate in an annual Earth Day cleanup at a local park.
- There are over 100 recyclable containers placed throughout the ballpark for fans to utilize in recycling efforts.
- Thanks to Spectra Venue Management, all lights, carpet tiles, batteries and appropriate construction debris are recycled, and there is a compactor dedicated to recycling cardboard.
- Food waste from all Phillies kitchens is composted through W.B. Saul High School's Henry Got Compost student composting initiative. In addition, an overnight crew after games focuses on aluminum can separation recycling.
- For each home run hit by a Phillies player during the season, a tree is planted as part of Home Runs for Trees, a partnership with PGW and the Pennsylvania Horticultural Society. Over 1,300 trees have been planted in the Delaware Valley since the inception of this program.



phillies.com/redgoesgreen

CITIZENS BANK PARK FACTS

STATUES: Richie Ashburn (Ashburn Alley), Steve Carlton (Left Field Gate), Mike Schmidt (Third Base Gate), Robin Roberts (First Base Gate), 10 feet high, sculpted by Zenos Frudakis; Harry Kalas (Main Concourse behind Section 141, near Miller Lite Liberty Landing), 7.5 feet high, sculpted by Lawrence J. Nowlan.



SUITES: 70, all located between the four poles. The luxurious suites are located directly above field level and afford spectacular views of the action.

VENUE MANAGEMENT: Spectra Venue Management

VETERANS MEMORIAL: To commemorate the site of Veterans Stadium, the Phillies built a monument as an everlasting memorial to veterans. Located on Pattison Avenue, it includes the American flag along with bronze plaques and flags representing the Army, Marine Corps, Navy, Air Force, Coast Guard and POW/MIA.



PHILLIE PHANATIC



HT: 6-6; **WT:** 300

AGE: Made debut on April 25, 1978

BIRTHPLACE: Galapagos Islands

Named after the team's fanatical fans, the Phillie Phanatic was created by the team's marketing department after the 1977 season. From that humble beginning, the beloved mascot evolved and is celebrated as part of a permanent exhibit in the National Baseball Hall of Fame in Cooperstown, N.Y. Over the years, various national media outlets have ranked the Phanatic as the No. 1 sports mascot.

Often featured on sports highlight shows, in recent years he stepped into prime time with appearances on the NBC television show "30 Rock" and ABC's "The Goldbergs" and "Schooled." He's also visited the sets of NBC's "Today," "Good Morning America," "CBS This Morning," and ESPN's "SportsCenter" and "College GameDay." A frequent flyer, the Phanatic has logged miles to Japan, Australia, Mexico and Europe and most notably journeyed to his homeland of the Galapagos Islands.

Dave Raymond, a graduate of the University of Delaware, was the original performer in costume and spent 16 years entertaining as the Phanatic. The current Phanatic, Tom Burgoyne, began his fanatical career in 1989 as Raymond's backup, later joining the Phillies marketing department in 1990. Over the course of his tenure, Tom has written two Phillies books, 17 children's books and a business/ leadership book called *Phel the Love*. In addition, he's developed a reading program (Phanatic About Reading) that encourages kids to read at least 15 minutes every day. Last year, Tom was honored with the Richie Ashburn & David Montgomery Special Achievement Award, which is given to a member of the Phillies organization who has demonstrated loyalty, dedication and passion for the game.

Tom is a graduate of St. Joseph's Preparatory School and Drexel University (1988), where he earned a bachelor's degree in marketing. He and his wife Jennifer have three sons, Andrew, Daniel and Matthew.



CITIZENS BANK PARK GROUND RULES

DUGOUT AND PHOTOGRAPHERS' AREAS

Ball striking fence or railing in front of dugout and photographers' area and rebounding onto field: **In Play**.

Ball on top step (lip) of dugout: **In Play**.

Ball striking dugout roof: **Out of Play**.

BACKSTOP AREA

Pitched or thrown ball on ledge of backstop or signage behind home plate: **In Play**.

Ball going into camera area behind home plate: **Out of Play**.

Ball striking guy wires that support backstop: **Out of Play (No longer considered a batted ball in flight)**.

TARP AREA

Thrown or fair ball that lodges beneath or behind canvas on-field tarp: **Out of Play**.

OUTFIELD AREA

Left Field:

Over the fence and in plantings: **Home Run**.

Ball strikes spectator in fair territory: **Home Run**.

Left Center Field to Center Field:

Ball hits on or to the left of the vertical yellow line: **Home Run**.

Ball hits to the right of the vertical yellow line and rebounds back onto the field: **In Play**.

Ball hits on or to the right of the vertical yellow line and goes over the center field fence without striking the ground: **Home Run**.

Right Center Field to Right Field:

Ball wedges in chain link fence in front of out-of-town scoreboard: **Two Bases**.

Ball strikes fence or scoreboard and goes over center field fence without striking the ground: **Home Run**.

QUALIFYING MARKS

Batting Championship: Highest batting average and 502 or more plate appearances. However, if there is any player with fewer than the required number of plate appearances whose average would be the highest if he were charged with the required number of official at-bats, then that player shall be awarded the championship.

Pitching Championship: Lowest ERA and 162 or more innings pitched.

Fielding Championship: Highest fielding average and (a) catcher must have played in at least 81 games; (b) infielder or outfielder must have played in at least 108 games; and (c) pitcher must have 162 innings pitched.

Rookie: A player shall be considered a rookie unless, during a previous season or seasons, he has (a) exceeded 130 at-bats or 50 innings pitched in the major leagues; or (b) accumulated more than 45 days on the active roster of a major league club or clubs during the period of the 26-player limit.

Save: Credit a pitcher with a save when:

- (1) He is the finishing pitcher in a game won by his club;
- (2) He is not the winning pitcher, and
- (3) He qualifies under one of the following conditions:
 - (a) He enters the game with a lead of no more than three runs and pitches for at least one inning, or
 - (b) He enters the game with the potential tying run either on base, at bat or on deck, or
 - (c) He pitches effectively for at least three innings.

No more than one save may be credited in each game.

Consecutive-Game Hitting Streak: A consecutive-game hitting streak shall not be terminated if all the player's plate appearances result in a walk, hit batsman, defensive interference or a sacrifice bunt. The streak shall terminate if the player has a sacrifice fly and no hit.

Consecutive-Game Playing Streak: A consecutive-game playing streak shall extend if the player plays one half-inning on defense, or if he completes a time at bat by reaching base or being put out. A pinch-running appearance only shall not extend the streak. If a player is ejected from a game by an umpire before he can comply with the requirements of this rule, his streak shall continue.

RULES OF INTEREST

DOCTORED BAT: If a filled or “doctored” bat is used, the player is to be called out and ejected from the game and is subject to additional penalties. Any balls hit by an illegal bat do not count. If the umpire sees the illegal bat before it is used, he issues a warning, but there is no penalty.

DOUBLEHEADERS: All doubleheaders will consist of two seven-inning games during the regular season.

EXTRA INNINGS: If the score is tied after nine innings, or seven for doubleheaders, and for each extra inning of those games, the team batting will begin the inning with a runner on second base. The runner on second base at the start of each half-inning has to be the player (or substitute for such player) in the batting order immediately preceding that half-inning’s leadoff hitter.

MINIMUM NUMBER OF BATTERS FOR PITCHERS: An amendment to Rule 5.10(g) requires that starting pitchers and relief pitchers must pitch to either a minimum of three batters or the end of a half-inning (with exceptions for incapacitating injury or illness).

NIGHT GAME: Any game scheduled to start after 5 p.m. will be considered a night game. If a game is scheduled to start at 5 p.m. and is delayed for any reason it will be considered a day game. If a game is scheduled to start at 5:01 p.m. it will be considered a night game. Two-night doubleheaders shall be considered two night games.

PINCH-HITTERS: A player shall be considered a pinch-hitter only if he enters the game as a substitute batter and only on his first time at bat, which must be before he becomes a fielder. If the team bats around and a pinch-hitter comes up a second time in the inning in which he first appeared, he will not be considered a pinch-hitter during that second time up.

ROSTER LIMITS: The active roster limit will revert to 26 (expanding to 28 in September), but the limit on the number of pitchers on the active roster at any given time has been waived for the 2021 season.

SUSPENDED GAME RULE: For the purpose of this rule, all performances in the completion of a suspended game shall be considered as occurring on the original date of the game. A game terminated by curfew or by a prearranged time limit is a suspended game if it has progressed to be an official game (4½ or 5 innings). A game terminated by light failure or malfunction of a mechanical field device under control of the home club is a suspended game anytime after it begins. Rule 4.11 (d)... A called game ends at the moment the umpire terminates play. EXCEPTION: If the game is called while an inning is in progress and before it is completed, the game becomes a suspended game in each of the following situations:

- The visiting team has scored one or more runs to tie the score and the home team has not scored.
- The visiting team has scored one or more runs to take the lead and the home team has not tied the score or retaken the lead.

Suspended games shall be resumed at the exact point of suspension immediately preceding the next scheduled, single game between the two clubs at the same site.

Any legal game called due to weather with the score tied is a tie game and must be replayed in its entirety.

WAIVER AND DRAFT PRICES: The waiver price is \$20,000 and the Major League Draft price is \$50,000.

YEAR OF SERVICE: 172 days constitute a full major league year of service.

RAIN RULES

Prior to the start of a game, the right to play is vested in the home club. Once lineup cards have been exchanged, the Umpire-In-Chief shall have the sole authority to determine whether and when play shall be halted and whether and when play shall resume. He shall not call the game until at least 30 minutes after he has suspended play. He may continue the suspension as long as he believes there is any chance to resume play. The Crew Chief shall at all times try to complete a game. His authority to resume play following one or more suspensions of as much as 30 minutes each shall be absolute and he shall terminate a game only when there appears to be no possibility for completing it.

For series that begin on or after September 1, during the final series of the season between two clubs in the home ballpark of each club – even if the game has not yet begun – MLB’s Executive VP of Baseball Operations (or his designee) shall be the sole authority as to whether or not a game shall be started because of unsuitable weather or the unfit condition of the playing field.

HOW TO FIGURE

Batting Average: Divide at-bats into hits.

ERA: Multiply earned runs by nine and divide the total by innings pitched.

Slugging Percentage: Divide total bases by the total times at bat (not including walks, sacrifices, hit by pitcher or interference).

On-Base Percentage: Divide the on-base total (hits, walks, hit by pitcher, and interference) by total plate appearances (at-bats, walks, hit by pitcher and sacrifices).

Fielding Percentage: Divide the total putouts and assists by total chances (putouts, assists and errors).

Winning Percentage: Divide the number of games won by the total games played.

Magic Number: Determine the number of games yet to be played, add one, then subtract the number of games ahead in the loss column of the standings from the closest opponent.

SPRING TRAINING INFORMATION

BAYCARE BALLPARK

"If there is a gold standard among Grapefruit League ballparks, it is Clearwater's BayCare Ballpark (formerly Spectrum Field). It is the standard by which older ballparks are evaluated and new ballparks are planned. It's not the biggest or the most historic, but on virtually every level it's the nicest, and it works very well on a functional level: you never, ever feel crushed or crowded, even when you're queuing up for parking or an entrance to the ballpark. We really can't think of a better time at a spring training game than to spend the afternoon at BayCare Ballpark." – springtrainingonline.com

Fans certainly have enjoyed spending the afternoon at BayCare Ballpark since it first opened in 2004. As the Phillies entered their 18th spring at their Clearwater home, total attendance stood at 2,108,615.

Of that total, 113,037 were there in the first year, easily breaking the spring record (94,811 in 1994) at Jack Russell Memorial Stadium, where the Phillies trained starting in 1955. Attendance for the first year there was a meager 16,832.

The Phillies first moved to Clearwater in 1947, replacing the Cleveland Indians who moved to Tucson, Ariz. Athletic Field, with a seating capacity of 3,000, was their first home. The previous spring, the Phillies trained in Miami Beach, Fla. Because of World War II travel restrictions, the Phillies trained close to home in 1943 (Hershey, Pa.) and 1944-45 (Wilmington, Del.).

Only the Detroit Tigers have been in a Florida location longer, holding camp in Lakeland since 1934. The Tigers clobbered the Phillies, 13-1, in their first Clearwater game, March 11, 1947, before a paid crowd of 1,766 and lost the first game at Jack Russell Stadium, 4-2, on March 10, 1955, before 4,209 fans.

In 2004, the Phillies also opened a new home in Philadelphia, Citizens Bank Park. No other club ever unveiled two ballparks in the same year.

FIRST GAME AT BAYCARE BALLPARK

Date:	March 4, 2004
Score:	Phillies 5, Yankees 1
Attendance:	8,205
First batter:	CF Kenny Lofton
First pitcher:	RHP Vicente Padilla
First hit:	CF Marlon Byrd (1st-inning single)

PHILLIES SPRING TRAINING SITES

1901	Philadelphia, PA
1902	Washington, NC
1903	Richmond, VA
1904	Savannah, GA
1905	Augusta, GA
1906-08	Savannah, GA
1909-10	Southern Pines, NC
1911	Birmingham, AL
1912	Hot Spring, AR
1913	Southern Pines, NC
1914	Wilmington, NC
1915-18	St. Petersburg, FL
1919	Charlotte, NC
1920	Birmingham, AL
1921	Gainesville, FL
1922-24	Leesburg, FL
1925-27	Bradenton, FL
1928-37	Winter Haven, FL
1938	Biloxi, MS
1939	New Braunfels, TX
1940-42	Miami Beach, FL
1943	Hershey, PA
1944-45	Wilmington, DE
1946	Miami Beach, FL
1947-	Clearwater, FL



SPRING TRAINING GUEST INSTRUCTORS



Larry Bowa



Charlie Manuel

SPRING TRAINING INFORMATION

BAYCARE BALLPARK

Street Address: 601 N. Old Coachman Road
Clearwater, FL 33765

Telephone: (727) GO-PHILLS

Fax: (727) 461-7768

Seating Capacity: 8,272



MINOR LEAGUE CAMP

Site: Paul Owens Training Facility
at Carpenter Complex

Street Address: 651 N. Old Coachman Road, Clearwater, FL 33765

Telephone: (727) GO-PHILLS

Fax: (727) 726-1793

2021 PHILLIES SPRING TRAINING SCHEDULE

Day	Date	Opponent	Site	Time
Sunday	February 28	Tigers	Lakeland	1:05 p.m.
Monday	March 1	Orioles	CLEARWATER	1:05 p.m.
Tuesday	March 2	Blue Jays	Dunedin	1:07 p.m.
Wednesday	March 3	Tigers	Lakeland	1:05 p.m.
Thursday	March 4	Yankees	CLEARWATER	1:05 p.m.
Friday	March 5	Pirates	CLEARWATER	1:05 p.m.
Saturday	March 6	Blue Jays	Dunedin	1:07 p.m.
Sunday	March 7	Yankees	Tampa	1:05 p.m.
Monday	March 8	OFF		
Tuesday	March 9	Blue Jays	Dunedin	1:07 p.m.
Wednesday	March 10	Tigers	CLEARWATER	1:05 p.m.
Thursday	March 11	Yankees	CLEARWATER	1:05 p.m.
Friday	March 12	Orioles	Sarasota	1:05 p.m.
Saturday	March 13	Tigers	CLEARWATER	1:05 p.m.
Sunday	March 14	Pirates	Bradenton	1:05 p.m.
Monday	March 15	Yankees	Tampa	1:05 p.m.
Tuesday	March 16	Blue Jays	CLEARWATER	1:05 p.m.
Wednesday	March 17	Tigers	CLEARWATER	1:05 p.m.
Thursday	March 18	OFF		
Friday	March 19	Yankees	Tampa	6:35 p.m.
Saturday	March 20	Blue Jays	CLEARWATER	1:05 p.m.
Sunday	March 21	Tigers	CLEARWATER	1:05 p.m.
Monday	March 22	Yankees	Tampa	6:35 p.m.
Tuesday	March 23	Blue Jays	CLEARWATER	6:05 p.m.
Wednesday	March 24	Tigers	Lakeland	1:05 p.m.
Thursday	March 25	Yankees	CLEARWATER	6:05 p.m.
Friday	March 26	Blue Jays	Dunedin	6:37 p.m.
Saturday	March 27	Tigers	Lakeland	1:05 p.m.
Sunday	March 28	Yankees	CLEARWATER	1:05 p.m.
Monday	March 29	Blue Jays	CLEARWATER	1:05 p.m.



2021 SCHEDULE

SUN	MON	TUES	WED	THURS	FRI	SAT
APRIL				1 ATL 3:05	2	3 ATL 4:05
4 ATL 1:05	5 NYM 7:05	6 NYM 7:05	7 NYM 4:05	8	9 ATL 7:20	10 ATL 7:20
11 ATL 7:08	12 NYM 7:10	13 NYM 7:10	14 NYM 7:10	15 NYM 12:10	16 STL 7:05	17 STL 4:05
18 STL 1:05	19 SF 7:05	20 SF 7:05	21 SF 1:05	22	23 COL 8:40	24 COL 8:10
25 COL 3:10	26 STL 7:45	27 STL 7:45	28 STL 7:45	29 STL 1:15	30 NYM 7:05	

SUN	MON	TUES	WED	THURS	FRI	SAT
				JULY		
				1 MIA 6:05	2 SD 6:05	3 SD 4:05
4 SD 1:05	5 CHI 8:05	6 CHI 8:05	7 CHI 8:05	8 CHI 8:05	9 BOS 7:10	10 BOS 4:10
11 BOS 1:10	12	13 ALL-STAR BREAK ATLANTA, GEORGIA	14	15	16 MIA 7:05	17 MIA 6:05
18 MIA 1:05	19	20 NYN 7:05	21 NYN 7:05	22 ATL 7:05	23 ATL 7:05	24 ATL 6:05
25 ATL 1:05	26 WSH 7:05	27 WSH 7:05	28 WSH 7:05	29 WSH 1:05	30 PIT 7:05	31 PIT 7:05

SUN	MON	TUES	WED	THURS	FRI	SAT
						1 NYM 6:05
2 NYM 7:08	3 MIL 7:05	4 MIL 7:05	5 MIL 7:05	6 MIL 1:05	7 ATL 7:20	8 ATL 7:20
9 ATL 7:08	10	11 WSH 7:05	12 WSH 7:05	13 WSH 1:05	14 TOR 6:37	15 TOR 3:07
16 TOR 1:07	17	18 MIA 7:05	19 MIA 7:05	20 MIA 7:05	21 BOS 7:05	22 BOS 7:15
23 BOS 1:05	24 MIA 6:40	25 MIA 6:40	26 MIA 6:40	27 MIA 12:10	28	29 TB 1:10
30 TB 1:10	31 CIN 2:10					

SUN	MON	TUES	WED	THURS	FRI	SAT
1 PIT 1:05	2 WSH 7:05	3 WSH 7:05	4 WSH 7:05	5 WSH 4:05	6 NYM 7:05	7 NYM 4:05
8 NYM 1:05	9	10 LAD 7:05	11 LAD 7:05	12 LAD 1:05	13 CIN 7:05	14 CIN 4:05
15 CIN 1:05	16	17 ARI 9:40	18 ARI 9:40	19 ARI 3:40	20 SD 10:10	21 SD 8:40
22 SD 3:40	23	24 TB 7:05	25 TB 7:05	26 ARI 7:05	27 ARI 7:05	28 ARI 6:05
29 ARI 1:05	30 WSH 7:05	31 WSH 7:05	AUGUST			

SUN	MON	TUES	WED	THURS	FRI	SAT
		1 CIN 7:10	2 CIN 12:35	3	4 WSH 7:05	5 WSH 4:05
6 WSH 1:05	7	8 ATL 7:05	9 ATL 7:05	10 ATL 1:05	11	12 NYN 4:05
13 NYN 1:05	14 LAD 10:10	15 LAD 10:10	16 LAD 10:10	17	18 SF 9:45	19 SF 4:05
20 SF 4:05	21	22 WSH 7:05	23 WSH 1:05	24	25 NYM 7:10	26 NYM 4:10
27 NYM 1:10	28	29 MIA 7:05	30 MIA 7:05	JUNE		

SUN	MON	TUES	WED	THURS	FRI	SAT
			1 WSH 7:05	2	3 MIA 7:10	4 MIA 6:10
5 MIA 1:10	6 MIL 2:10	7 MIL 7:40	8 MIL 7:40	9 COL 7:05	10 COL 7:05	11 COL 6:05
12 COL 1:05	13	14 CHI 7:05	15 CHI 7:05	16 CHI 6:05	17 NYM 7:10	18 NYM 7:10
19 NYM 1:10	20 BAL 7:05	21 BAL 7:05	22 BAL 7:05	23 PIT 7:05	24 PIT 7:05	25 PIT 4:05
26 PIT 1:05	27	28 ATL 7:20	29 ATL 7:20	30 ATL 7:20	1 MIA 7:10	2 MIA 6:10
3 MIA 3:10	SEPTEMBER/OCTOBER					

HOME GAMES LIST A LIST B LIST C LIST D Sunday Ticket Plan

For the most up-to-date broadcast schedule, please visit phillies.com.

CONTACT INFORMATION



Individual Tickets, Information and Tours:
215-463-1000

Season & Group Sales:
215-463-5000

Special Events (Non-game day events):
215-218-5100

New Era Phillies Team Store:
267-570-2333

Online:
phillies.com
facebook.com/phillies
twitter.com/phillies
pinterest.com/philaphillies
instagram.com/phillies



READY TO REVISIT
YOUR HOME
AWAY FROM HOME

 **Citizens**™

Official Bank of the *Phillies*

Member FDIC. Citizens is a brand name of Citizens Bank, N.A.
Major League Baseball trademarks and copyrights are used with permission
of MLB Advanced Media, L.P. All rights reserved