



St. Louis Cardinals™



St. Louis Cardinals

2021 SCHEDULE

APRIL	SUN	MON	TUE	WED	THU	FRI	SAT
						1 CIN 3:10	2
4	CIN 12:10	5 MIA 5:40	6 MIA 5:40	7 MIA 3:10	8 MIL 3:15	9	10 MIL 1:15
11	MIL 1:15	12 WSH 6:45	13 WSH 6:45	14 WSH 12:15	15	16 PHI 6:05	17 PHI 3:05
18	PHI 12:05	19 WSH 6:05	20 WSH 6:05	21 WSH 3:05	22	23 CIN 7:15	24 CIN 1:15
25	CIN 1:15	26 PHI 6:45	27 PHI 6:45	28 PHI 6:45	29 PHI 12:15	30 PIT 5:35	

MAY	SUN	MON	TUE	WED	THU	FRI	SAT
2	PIT 12:05	3 NYM 6:45	4 NYM 6:45	5 NYM 6:45	6 NYM 12:15	7 COL 7:15	8 COL 1:15
9	COL 1:15	10	11 MIL 6:40	12 MIL 6:40	13 MIL 12:40	14 SD 9:10	15 SD 7:40
16	SD 6:08	17	18 PIT 6:45	19 PIT 6:45	20	21 CHC 7:15	22 CHC 6:15
23	CHC 6:08	24 CWS 7:10	25 CWS 7:10	26 CWS 1:10	27 AZ 8:40	28 AZ 8:40	29 AZ 9:10
30	AZ 3:10	31 LAD 8:10					

JUNE	SUN	MON	TUE	WED	THU	FRI	SAT
			1 LAD 9:10	2 LAD 8:10	3 CIN 7:15	4 CIN 7:15	5 CIN 1:15
6	CIN 1:15	7	8 CLE 7:15	9 CLE 7:15	10	11 CHC 1:20	12 CHC 6:15
13	CHC 1:20	14 MIA 7:15	15 MIA 7:15	16 MIA 12:15	17 ATL 6:20	18 ATL 6:20	19 ATL 6:15
20	ATL 12:20	21	22 DET 6:10	23 DET 12:10	24 PIT 7:15	25 PIT 7:15	26 PIT 1:15
27	PIT 1:15	28 AZ 7:15	29 AZ 7:15	30 AZ 12:15			

JULY	SUN	MON	TUE	WED	THU	FRI	SAT
						1 COL 7:40	2 COL 7:10
4	COL 2:10	5 SF 4:05	6 SF 8:45	7 SF 8:45	8	9 CHC 1:20	10 CHC 6:15
11	CHC 1:20	12	13	14	15	16 SF 7:15	17 SF 6:15
18	SF 1:15	19 CHC 7:15	20 CHC 7:15	21 CHC 7:15	22 CHC 6:15	23 CIN 6:10	24 CIN 6:10
25	CIN 12:10	26	27 CLE 6:10	28 CLE 12:10	29	30 MIN 7:15	31 MIN 6:15

AUGUST	SUN	MON	TUE	WED	THU	FRI	SAT
	1 MIN 1:15	2	3 ATL 7:15	4 ATL 7:15	5 ATL 7:15	6 KC 7:15	7 KC 6:15
8 KC 1:15	9	10 PIT 6:05	11 PIT 6:05	12 PIT 11:35	13 KC 7:10	14 KC 6:10	
15 KC 1:10	16	17 MIL 6:45	18 MIL 6:45	19 MIL 6:45	20 PIT 7:15	21 PIT 6:15	
22 PIT 1:15	23	24 DET 6:45	25 DET 12:15	26 PIT 6:05	27 PIT 6:05	28 PIT 6:05	
29 PIT 12:05	30 CIN 5:40	31 CIN 5:40					

SEPT/OCT	SUN	MON	TUE	WED	THU	FRI	SAT
					1 CIN 5:40	2	3 MIL 7:10
5 MIL 1:10	6 LAD 1:15	7 LAD 6:45	8 LAD 6:45	9 LAD 12:15	10 CIN 7:15	11 CIN 6:15	
12 CIN 1:15	13 NYM 6:10	14 NYM 6:10	15 NYM 6:10	16	17 SD 7:15	18 SD 6:15	
19 SD 1:15	20 MIL 6:40	21 MIL 6:40	22 MIL 6:40	23 MIL 1:10	24 CHC 1:20	25 CHC 1:20	
26 CHC 1:20	27	28 MIL 6:45	29 MIL 6:45	30 MIL 12:15	1 CHC 7:15	2 CHC 6:15	

HOME

AWAY

Game times subject to change
All Game Times are Central Time

All games broadcast on KMOX 1120 AM
and the Cardinals Radio Network

Ⓡ = Bally Sports Midwest
F = FOX
E = ESPN or ESPN2
FS1 = FOX Sports 1
* = TV Network TBD

• 2021 OFFICIAL



MEDIA GUIDE •

St. Louis Cardinals™





ST. LOUIS CARDINALS 2021 MEDIA GUIDE



TABLE OF CONTENTS

Schedule, 2021	Inside Front Cover	Cardinals Management Bios	7 - 10
Staff Directory.....	3 - 6	Baseball Operations Staff Bios.....	11

THE 2021 ST. LOUIS CARDINALS

Manager Mike Shildt's Biography	14 - 15	Milestones	38
Coaches' Biographies.....	16 - 33	Birthdays & Anniversaries	39
Roster	34 - 37	Player Profiles.....	40 - 233

PLAYER DEVELOPMENT AND MINOR LEAGUE SYSTEM

Player Development Staff.....	236 - 242	Kissell & Minor League Player Award Winners	244
2020 Draft Picks & First Round Picks 1965-Present..	243	Minor League Player Biographies	245 - 288

2020 SEASON IN REVIEW

Final Standings	290	Leaders - Batting & Pitching.....	295
Record vs. Opponents	290	Highs and Lows	296
Won-Loss Breakdown.....	291	Detailed Hitting	297
Record When	291	Games Started By Position and in Batting Order	298
Scoring By Inning	291	Detailed Defense	299
Day-By-Day	292 - 293	Transactions	300 - 301
Final Statistics - Batting	294	Qualifications & Regulations.....	302
Final Statistics - Pitching	295		

RECORDS AND HISTORY

Where They Finished	305 - 306	Most Opening Day Starts.....	320
Record by Decade.....	306	Club Records	321 - 322
Best/Worst Win Pct. By Month (Since 1966).....	306	Last Time It Happened	323 - 324
Pitching - All-Time Top 10.....	307	Series Sweeps, by Cardinals & Opponents.....	325 - 326
Pitching - Individual Records - Season.....	308	Busch Stadium III Leaders, Highs & Lows	327
Pitching - Feats	309	Home Runs at Busch Stadium	328 - 329
Batting - All-Time Top 10.....	310	Most Valuable Player Winners & Top-10 Finishers.....	330
Batting - Individual Records - Season	311	Award Winners	331 - 334
Batting - Individual Records - Game.....	312	Tale of 10,000 Triumphs.....	335
Batting - Feats.....	313-315	All-Star Game Selections	336 - 337
Offensive Leaders (HR, RBI, SB) by Fielding Position	316	Postseason Results & Leaders	338 - 346
Fielding Leaders by Position (Season).....	316	Retired Numbers.....	347 - 373
Rookie Records	316	Hall of Fame Cardinals & Game Results	374 - 375
Home Runs - Individual Leaders.....	317	Hall of Fame Managers	376 - 378
Team Highs & Lows Since 1892.....	318	Cardinals Hall of Fame	379 - 380
Most Seasons with the Cardinals.....	319	Cardinals All-Time Roster	381 - 390

© Copyright 2021, St. Louis Cardinals L.L.C.

The 2021 St. Louis Cardinals Media Guide was produced by the Cardinals Communications Department. Editorial Contributors: Tom Orf and Tom Schott. Production Coordinator: Lisa Catlin & Luke Lindberg, BrickStreet Creative. Special thanks to Elias Sports Bureau, ESPN, MLB.com, Stats L.L.C., Sports Reference, Arizona Fall League, and National Baseball Hall of Fame and Museum for their contributions. Cover design by Tyler Munie. Printing by Modern Litho. Photos by Taka Yanagimoto, Dan Donovan, Scott Rovak, Ben Munson, Billy Hurst, Bill Greenblatt, UPI, San Francisco Giants, and MLB Photo. Content is based on information available through March 15, 2021.



Executive Offices:
 700 Clark Street • St. Louis, MO 63102
 (314) 345-9600 • cardinals.com

EXECUTIVE OFFICERS

Chairman & Chief Executive Officer William O. DeWitt Jr.
President..... William O. DeWitt III
 Senior Administrative Assistant Julie Laningham
Senior Vice President & General Counsel Mike Whittle
 Senior Administrative Assistant Grace Kell
 Associate Counsel Nick Garzia
Vice President, Business Development..... Dan Good

BASEBALL OPERATIONS

President of Baseball Operations John Mozeliak
Vice President & General Manager Michael Girsch
 Senior Executive Assistant to the President of
 Baseball Operations Linda Brauer
 Assistant General Manager Moises Rodriguez
 Assistant General Manager/Director of Scouting Randy Flores
 Director, Baseball Analytics & Systems..... Jeremy Cohen
 Director, Baseball Administration..... John Vuch
 Director, Baseball Analytics Kevin Seats
 Project Director, Baseball Development..... Matt Bayer
 Director, Baseball Systems..... Patrick Casanta
 Special Assistant to the GM, Player Procurement..... Matt Slater
 Manager, Player Communications Melody Yount
 Senior Data Scientist..... Alan Kessler
 Senior Developer, Baseball Development..... Brian Seyfert
 Senior Analytics Engineer, Baseball Development .. Todd Heitmann
 Coordinator, Technology & Innovation Javier Duren
 Analyst, Baseball Development..... Garrett Greenwood
 Systems Engineer II Isaiah Berg
 Systems Engineer Elise Edman
 Analytics Engineer Jack Hanley
 Application Developer Austin Lukaschewski
 Diversity, Equity, and Inclusion Consultant.....Xavier Scruggs

CLUBHOUSE STAFF

Director, Team TravelErnie Moore
 Head Clubhouse Manager Mark Walsh
 Assistant Equipment Manager..... Andy Bollier
 Home Clubhouse Assistant Patrick Cramer
 Home Clubhouse Assistant Clayton Meyer
 Home Clubhouse Assistant Andrew Rettig
 Home Clubhouse Assistant Craig Woehlke
 Visiting Clubhouse Manager.....Rip Rowan
 Visiting Clubhouse Assistant Scott Keltner
 Video Coordinator, Major Leagues..... Chad Blair
 Video Room Assistant.....Mike Meier
 Minor League Equipment ManagerDave Vonderhaar

PROFESSIONAL SCOUTING

Manager, Professional Scouting..... Jared Odom
 Professional Scout Brian Hopkins
 Professional Scout Jeff Ishii
 Professional Scout Aaron Klinec
 Professional Scout Deric McKamey
 Professional Scout Craig Richmond
 Professional Scout Joe Rigoli
 Professional Scout Kerry Robinson

BASEBALL OPERATIONS, CONT.

AMATEUR SCOUTING

Assistant Director, Amateur Scouting Tyler Hadzinsky
 Analyst, Amateur Scouting Julia Prusaczyk
 National Crosschecker..... Jamal Strong
 National Crosschecker..... Aaron Looper
 National Crosschecker..... Zach Mortimer
 Regional Crosschecker - Midwest Ty Boyles
 Regional Crosschecker - West Aaron Krawiec
 Regional Crosschecker - Northeast..... Sean Moran
 Regional Crosschecker - Southeast Clint Brown
 Area Scout Jabari Barnett
 Area Scout Jason Bryans
 Area Scout T.C. Calhoun
 Area Scout Mike Garciaparra
 Area Scout Dirk Kinney
 Area Scout Tom Lipari
 Area Scout Nick Longmire
 Area Scout Joshua Lopez
 Area Scout Jim Negrych
 Area Scout Stacey Pettis
 Area Scout Chris Rodriguez
 Area Scout Mauricio Rubio
 Area Scout Nathan Sopena
 Part-Time Area Scout Jim Foster
 Part-Time Area Scout Juan Carlos Ramos
 Part-Time Area Scout Paul Ah Yat

INTERNATIONAL

Director, International Operations & Admin Luis Morales
 Manager, International Operations Joseph Quezada
 Administrator, Dominican Republic Ops..... Aaron Rodriguez
 Senior International Crosschecker Joe Almaraz
 Crosschecker, Latin America Damaso Espino
 Scouting Supervisor, Dominican Republic Angel Ovalles
 Crosschecker, Dominican Republic..... Alix Martinez
 Venezuela Scouting Supervisor Jose Gonzalez Maestre
 Area Scout - Colombia..... Carlos Balcazar
 Area Scout - Dominican Republic..... Raymi Dient
 Area Scout - Dominican Republic..... Filiberto Fernandez
 Area Scout - Dominican Republic..... Darluimis Almonte
 Area Scout - Dominican Republic..... Brady Guzman
 Area Scout - Mexico..... Ramon Garcia
 Area Scout - Venezuela Wilmer Castillo
 Area Scout - Venezuela Jhohan Acevedo
 Area Scout - Venezuela Neriel Morillo
 Area Scout - Venezuela Jesus Perez
 Assistant, Dominican Republic Ops Esmeralda Hernandez
 Clubhouse Manager, Dominican Republic Sandy Alvarez
 Head Groundscrew Marcos Zorrilla



BASEBALL OPERATIONS, CONT.

PLAYER DEVELOPMENT

Director, Player Development.....Gary LaRocque
Manager, Player Development.....Tony Ferreira
Manager, Player Development & Performance.....Emily Wiebe
Peoria Manager/Spring Training Coordinator.....Chris Swauger
Senior Pitching Coordinator.....Tim Leveque
Hitting Coordinator.....Russ Steinhorn
Minor League Instructor.....José Oquendo
Minor League Roving Pitching Instructor.....Randy Niemann
Palm Beach Hitting Coach/Hitting Instructor/Analyst.....
.....Daniel Nicolaisen

MEDICAL STAFF

Director of Medical Operations.....Adam Olsen
Assistant Athletic Trainer.....Chris Conroy
Assistant Athletic Trainer.....Jeremy Clipperton
Assistant Director, Performance.....Thomas Knox
Performance Specialist.....Jason Shutt
Major League Strength Coach.....Lance Thomason
Head Orthopedic Surgeon.....Dr. George Paletta
Team Orthopedist.....Dr. Lyndon Gross
Team Orthopedist.....Dr. Julienne Lippe
Major League Medical Services Coordinator.....Dr. Brian Mahaffey
Primary Care / Internal Medicine Physician.....Dr. Christian Verry
Team Chiropractor.....Dr. Michael E. Murphy
Team Dentist.....Dr. Dan Bergman
Team Ophthalmologist.....Dr. Adam Fedyk
Concussion Specialist.....Dr. Brandon Larkin
Primary Care Internal Medicine Physician.....Dr. Nick Greiner
Peak Performance Coordinator.....Brian Alazzawi
Peak Performance Coach.....Carrie Stewart

PERFORMANCE

Director, Performance.....Dr. Robert Butler
Medical Coordinator.....Keith Joynt
Strength and Conditioning Coordinator.....Aaron Rhodes
Rehabilitation Coordinator.....Matt Leonard
Performance Specialist.....Daniel MacLea
Performance Physical Therapist.....Victor Kuri
Dominican Republic Medical Coordinator.....Pedro Betancourt
Athletic Trainer, Memphis.....Dan Martin
Athletic Trainer, Springfield.....Chris Whitman
Athletic Trainer, Peoria.....Alex Wolfinger
Athletic Trainer, Palm Beach.....Chris Walsh
Athletic Trainer, Extended Spring Training.....Paden Eveland
Athletic Trainer, Dominican Summer League Red.....Kiomy Martinez
Athletic Trainer, Dominican Summer League Blue.....Jeff Case
Strength & Conditioning Coach, Memphis.....Frank Witkowski
Strength & Conditioning Coach, Springfield.....Dan Vega
Strength & Conditioning Coach, Peoria.....Jacqueline Gover
Strength & Conditioning Coach, Palm Beach.....Ross Hasegawa
Strength & Conditioning Coach, Extended Spring Training.....
.....Don Trapp
Strength & Conditioning Coach, Dominican Summer League Red
.....Luis Polanco
Strength & Conditioning Coach, Dominican Summer League Blue...
.....Gerardo De Leon

FINANCE & ADMINISTRATION

Sr. Vice President & CFO.....Brad Wood
Vice President, Business Strategy & Analytics.....Mark Murray
Senior Administrative Assistant.....Missy Liotta
Director, Risk Management.....Rex Carter
Director, Accounting and Payroll.....John Lowry
Director, Purchasing.....Chris Molina
Director, Information Technology.....Perry Yee
Manager, Accounting.....Paul Hayden
Manager, Ticketing & Business Analysis.....Jennifer Needham
Supervisor, Accounting.....Michelle Flach
Supervisor, Financial Reporting & AP.....Tracey Sessions
Senior Payroll Accountant.....Kurt Hoevel
Payroll Accountant.....Marissa Hoover
Staff Accountant.....Liz Blase
Accounts Payable Clerk.....Patty Cooper
Buyer.....Heather Bacon
Buyer.....Tracy Williams
Team Lead, Systems & Network Engineer.....Greg Pauli
Technical Project Manager.....Angie Bourget

EVENT SERVICES & MERCHANDISING

Vice President, Event Services & Merchandising... Vicki Bryant
Administrative Assistant.....Sheila Pinsker
Director, Special Events.....Aleah Likas
Director of Hospitality.....Nate Green
Manager, Event Services.....Darla Leach
Manager, Retail Operations.....Ashley Brown
Manager & Curator, Hall of Fame Museum.....Amy Berra
Collections Specialist.....Erin Pruhs
Manager, Tours & Museum Operations, Team Historian.....
.....Brian Finch
Museum Membership & Programming Coord.....Brittany Schelp
Manager, Special Event Operations.....Jenn Halaz
Coordinator, Special Events.....Gabrielle Sealey
Coordinator, Special Events.....Kara Blakley
Marketing Coordinator, Cardinals Nation.....Megan Stubblefield
Cardinals Nation Operations Assistant.....Kelly Cheatham
Supervisor, Retail Operations.....Scott Haggerty
Supervisor, Retail Operations.....Erik Jaffry

FRONT OFFICE



FACILITY PLANNING & STADIUM OPERATIONS

Vice President, Stadium OperationsMatt Gifford
 Administrative Assistant..... Hope Baker
 Director Facility Operations and PlanningHosei Maruyama
 Director, Groundskeeping.....Bill Findley
 Director, Security.....Philip Melcher
 Director, Event Operations..... Ashleigh Middlebrook
 Director, Guest Services and Quality AssuranceCindy Richards
 Project Manager..... Stanley Ruchalski
 Manager, GroundskeepingJustin Scott
 Manager, Janitorial Services Ron Torrey, Jr.
 Supervisor, Logistics..... George Laningham
 Supervisor, Grounds Crew Justin Hatcher
 Supervisor, Guest Services Tony Valleroy
 Coordinator, Event OperationsJeremy Neel
 Facility Coordinator Mairead Scanlon
 Coordinator, Security Elaine Sims
 Coordinator, Quality ControlLester Williams
 Event Operations Assistant Laney Thacker
 Carpenter Foreman..... Barry Abbett
 Mechanical Technician Foreman.....Ken Biekert
 Carpenter Joe Schindler
 Painter Foreman Patrick Barrett
 Mechanical Technician Sean Driver
 Mechanic..... Elroy Gretzmacher
 Logistics Crew..... Jerry Smith
 Logistics Crew Michael Robinson
 Grounds CrewDan Looney
 Grounds Crew Terry Moll

CARDINALS CARE & COMMUNITY RELATIONS

Vice President, Community Relations & Executive Director, Cardinals Care Michael Hall
 Administrative Assistant..... Bonnie Parres
 Director, Community RelationsMeghan Essman
 Manager, Cardinals Care.....Amanda Small
 Manager, Communications & Charity Events..... Marybeth Johnson
 Manager, Community RelationsLindsey Weber
 Cardinals Care Program Administrator.....Chelsea King
 Community Relations Program Coordinator..... Laura Zambrana

COMMUNICATIONS

Director, CommunicationsBrian Bartow
 Administrative Assistant.....Carol Lueke
 Manager, Baseball Communications.....Michael Whitty
 Administrator, Baseball Info & Media Services.....Chris Tunno
 Multimedia Communications StrategistCarson Shipley
 Int. Comm. Specialist & Spanish TranslatorAntonio Mujica
 Korean Interpreter Yonsei Craig Choi

HUMAN RESOURCES

Vice President, Human Resources Ann Seeney
 Human Resources Manager.....Felicia Lamar
 Human Resources Assistant Deanne Green

FRONT OFFICE



TICKET SALES, MARKETING & CORPORATE SALES

Senior Vice President, Sales and Marketing..... Dan Farrell
Senior Administrative AssistantGail Ruhling
Vice President, Corporate Sales and Broadcasting
..... Thane van Breusegen
Corporate Sales Assistant Celina Allen
Director, Promotions & Events..... Megan Eberhart
Director of Partnership Assets and Broadcast Administration
..... Kristin Livingston
Director, Account Services & Alumni Relations..... Joe Pfeiffer
Manager, Cardinals Radio Network..... Anne Carroll
Manager, Cardinals Radio & Sr. Account Executive Kyle Dinges
Manager, Promotions & Events..... Kyle Cassidy
Manager, Alumni Relations.....Larry State
Supervisor, Fantasy Camps/Executive, Account Services
..... Cadence Rippeto
Account Executive, Corporate SalesAdam Froidl
Executive, Account Services Gretchen Brune
Executive, Account Services Whitney Clark
Executive, Account ServicesTom Parchomski
Traffic Coordinator, Cardinals Radio Robyn Curtis

CONTENT AND PRODUCTION

Director, Content and Production Tony Simokaitis
Director, Production & Creative Services Craig Wilson
Manager, Fan Entertainment..... Katie Brandenberg
Manager, Cardinals Insider..... Brett McMillan
Manager, Creative Services Tyler Munie
Manager, Production Brad Wood III
Production Services Dan McLaughlin
Graphic Designer RV Oliver III
Producer / Editor Matt Shead
Editor / Daktronics Operator Jared Haukap
Multimedia Video Editing Specialist..... Phoenix Lee
Multimedia Video Communications Specialist..... Emily Stephens
Mascot Coordinator..... Tim Falkner

MARKETING AND BRAND EXECUTION

Director, Marketing & Brand Execution Martin Coco
Manager, Marketing Melissa Tull
Manager, Photography Taka Yanagimoto
Social Media Strategist Nora Farrell
Coordinator, Marketing Kathy Langenfeld

PUBLICATIONS

Director, Publications..... Steve Zesch
Senior Editor, Publications..... Jim Gilstrap
Senior Editor, Publications..... Elisabeth Meinecke
Senior Writer, Publications..... Stan McNeal
Business Development Coordinator/Staff Writer..... Gabe Kiley

TICKET SALES, CONT.

Vice President, Ticket Sales Joe Stroh
Administrative Assistant Lisa Haffer
Director, Group Sales Ryan Eberhart
Director, Ticket Operations Kerry Emerson
Director, Ticket Sales & Retention Rob Fasoldt
Director, Premium Sales & Service..... Dolores Scanlon
Manager, All-Inclusive Tickets Mary Clare Bena
Manager, Ticket Fulfillment..... Jamie Brickler
Manager, Ticket Development..... Andrew Dean
Manager, Group Sales Pierce Jefferson
Manager, Season Tickets Lori Rains
Manager, Ticket Partnerships..... Cullen Speckhals
Manager, Ticket Operations Mike Salony
Manager, Premium Sales & Service..... Julie Stevens
Manager, Theme Tickets Bethany White
Supervisor, Ticket Development..... Scott Baker
Supervisor, Ticket Development..... Jason Chaffin
Sr. Account Executive, Group Sales Reggie Whitted
Account Executive, Group Sales Nicole Howard
Account Executive, Group Sales Chris King
Account Executive, Group Sales Adele Linderman
Account Executive, Group Sales Thomas McCarty
Account Executive, Group Sales Alex Stone
Account Executive, Season Tickets Payton Asmus
Account Executive, Season Tickets Jeremy Busby
Account Executive, Season Tickets Steve Carpenter
Account Executive, Season Tickets Rasheed DeBord
Account Executive, Season Tickets Shannon Lacker
Account Executive, Ticket Services..... Nancy Landa
Account Executive, Ticket Services..... Paul Pohlman
Account Executive, Ticket Services..... Andrea Robinson
Account Executive, Ticket Services..... Kelly Walsh
Direct Sales Representative Clayton Adams
Direct Sales Representative Jason Aubert
Direct Sales Representative Whitney Banker
Direct Sales Representative Emily Benn
Direct Sales Representative Thomas Burton
Direct Sales Representative Joseph Collins
Direct Sales Representative Ian Elzinga
Direct Sales Representative Justin Frisch
Direct Sales Representative Natalie Halliday
Direct Sales Representative Brendan Prost
Direct Sales Representative Brianna Reese
Direct Sales Representative Matt Reisner
Direct Sales Representative Sam Roberts
Direct Sales Representative Andrew Waldo
Direct Sales Representative Matt Zurheide
Receptionist Marilyn Mathews

FRONT OFFICE



WILLIAM O. DEWITT JR. PRINCIPAL OWNER AND CHIEF EXECUTIVE OFFICER

Bill DeWitt Jr. has served as the Chairman and Chief Executive Officer of the Cardinals since 1996, when he led the purchase of the team from Anheuser Busch, and he and his immediate family acquired controlling interest in the team. DeWitt oversees all baseball, operational, financial and league matters for the team. He is Chairman of the Major League Baseball Finance Committee, former Chairman of the Executive Council, a member of the Competition Committee and served on the Labor Policy Committee which reached agreement with the Players Association on the current five-year Collective Bargaining Agreement. During 2014, he served as Chairman of the Commissioner's Succession Committee. Mr. DeWitt is also a member of the board of the National Baseball Hall of Fame in Cooperstown.

DeWitt, a native St. Louisan, is a graduate of St. Louis Country Day School, received his B.A. Degree in economics from Yale University in 1963, and M.B.A. Degree from Harvard Business School in 1965. As the son of former

baseball executive and team owner William O. DeWitt and Margaret H. DeWitt, he has deep roots in baseball dating back to his childhood. Mr. DeWitt's father began his career with the Cardinals in 1916 and worked in a variety of executive positions under Branch Rickey until the early 1940s when he joined the St. Louis Browns as General Manager. He was twice named Major League Baseball Executive of the Year, was sole owner of the Cincinnati Reds from 1961-67 and majority owner of the Browns from 1949-51 when Bill, Jr. served as the team's bat boy. His uniform (number 1/8) was worn by Eddie Gaedel during his famous pinch hitting appearance on August 19, 1951.

DeWitt, Jr. has been a prior owner of the Baltimore Orioles, Cincinnati Reds and Texas Rangers. He was also a shareholder of the Cincinnati Bengals Football Team and the Cincinnati Stingers Hockey Team, and has had a long career in private equity with Reynolds DeWitt & Co. and DeWitt Capital Group. He is married to the former Katharine Cramer of St. Louis, and they have four grown children: Katie, Bill, Andrew, and Margot, and 12 grandchildren.

Under his leadership, the Cardinals have had a number of significant achievements, including the following:

- Opened a new spring training facility in Jupiter, Fla., in 1998.
- Purchased the Palm Beach Cardinals of the Florida State League (A) in 1998.
- Purchased the Springfield Cardinals of the Texas League (AA) in 2005 and opened the new Hammons Field in Springfield, Mo.
- Privately financed, built, and opened the new Busch Stadium in April, 2006.
- Hosted Major League Baseball's 2009 All-Star Game.
- Developed special events business highlighted by concerts by Dave Mathews Band, the Eagles, U2, Paul McCartney, Billy Joel, Metallica, international soccer matches and the National Hockey League Winter Classic.
- Surpassed 3 million in attendance 21 times since 1996, including 16 consecutive seasons from 2004-19.
- Won 12 Division Titles (1996, 2000, 2001, 2002, 2004, 2005, 2006, 2009, 2013, 2014, 2015, 2019), three Wild Cards (2011, 2012, 2020), four National League Pennants (2004, 2006, 2011, 2013) and two World Championships (2006, 2011).
- Won 75 postseason games - most amongst all National League teams since 1996.
- In 2019, became the only team in Major League Baseball to reach the League Championship Series in 10 of the past 20 seasons.
- Opened Ballpark Village, March 2014, with Phase II of Ballpark Village in 2020.
- Purchased the Memphis Redbirds of the Pacific Coast League (AAA), March 2014; and subsequently sold 75% of the team in April 2016, retaining a 25% interest.
- Signed a new 15-year rights agreement with FOX Sports Midwest that began in 2018 and includes an equity component as part of the overall transaction.

ADDITIONAL INVESTORS

Andrew N. Baur Family
Stephen F. Brauer
James C. Davis
Frederick O. Hanser
G. Watts Humphrey Jr.

Nick D. Kladis Family
Donna DeWitt Lambert
Michael McDonnell
David C. Pratt
Michael E. Pulitzer

Craig R. Stapleton
Mrs. Richard H. Sutphin
Dudley S. Taft
John K. Wallace Jr.



FRONT OFFICE



WILLIAM DeWITT, III PRESIDENT

Bill DeWitt III was named President of the St. Louis Cardinals in March, 2008. In his role as team President, DeWitt oversees all aspects of the team and its affiliates, including the Memphis Redbirds, Springfield Cardinals, Palm Beach Cardinals, Bally Sports Midwest, and Ballpark Village.

He led the effort to develop Ballpark Village, a mixed-use project adjacent to Busch Stadium which opened in 2014. In 2020, the Cardinals, along with their development partner The Cordish Companies, opened Phase II of the project which includes an office tower (The PwC Pennant Building), a 200 room boutique hotel (Live! by Loews), a 29-story luxury apartment tower (One Cardinal Way), a health club (Onelife Fitness), and additional retail and restaurants.

Before his appointment to team President, DeWitt was Sr. Vice President of Business Development with the Cardinals and oversaw the design and construction of the new Busch Stadium, which opened in April, 2006. Prior to that, he was involved in several merchandising, marketing, and operational projects for the team. DeWitt was also involved in the planning for Roger Dean Stadium in Jupiter, Florida, where the Cardinals conduct Spring Training.

DeWitt, 53, graduated cum laude from Yale University in 1990. He then served as an assistant to William Reilly, head of the U.S. EPA in Washington D.C. He earned an MBA from Harvard Business School in 1995. DeWitt is a board member of the Rawlings Corporation, and his charitable affiliations include Cardinals Care (board chair), Big Brothers Big Sisters of Eastern Missouri, the St. Louis Sports Commission, and the Gateway Arch Park Foundation. DeWitt and his wife, Ira, live in St. Louis with their two children - daughter Natalie (22) and son, Will (19). Bill is an avid golfer and ice hockey player.

ST. LOUIS CARDINALS CLUB PRESIDENTS

J.B.C. Lucas	1876-77	Samuel Breadon	1920-47
Henry V. Lucas	1885-86	Robert E. Hannegan	1947-49
Chris Von der Ahe	1892-97	Fred M. Saigh Jr.	1949-53
Benjamin S. Muckenfuss	1898	August A. Busch Jr.	1953-73
Frank De Hass Robison	1899-1906	Richard A. Meyer	1974
M. Stanley Robison	1906-10	August A. Busch Jr.	1974-89
E.A. Steinger	1911-12	Fred L. Kuhlmann	1989-91
James C. Jones	1912	Stuart F. Meyer	1992-94
Schuyler P. Britton	1913-16	Mark C. Lamping	1994-2008
Mrs. Helene Robison Britton	1916	William DeWitt III	2008-present
W. Branch Rickey	1917-19		



JOHN MOZELIAK PRESIDENT OF BASEBALL OPERATIONS

John “Mo” Mozeliak was named President of Baseball Operations on June 30, 2017, the first to be named to that position in franchise history. Mozeliak had served as the team’s Senior Vice President and General Manager for almost 10 full seasons, since October, 2007. He was the 12th general manager in the over 125-year history of the St. Louis Cardinals, and had previously held the position of Assistant General Manager for six seasons. His contract runs through the 2023 season.

Under Mozeliak, the Cardinals have reached the postseason eight times (2009, 2011-15, 2019-20), including a franchise record of five-straight seasons from 2011-2015. During that run, the Cardinals won three-straight National League Central Division titles (2013-2015), and have won five N.L. Central Titles overall (also 2009 and 2019) under Mo’s leadership. The five-year post-season run began with St. Louis’ 11th World Championship in 2011.

The 2020 season was the Cardinals 13th-consecutive winning season, a streak that began when Mozeliak was named General Manager prior to the 2008 season. The Cardinals 1,106 wins in those 13 seasons under Mozeliak’s watch are third only to the New York Yankees (1,146) and Los Angeles Dodgers (1,141), while they and the Yankees are the only teams to have posted 13 consecutive winning seasons in that time period.

A consistent culture of retaining key players has resulted in several significant deals aimed at keeping the organization’s top talent in St. Louis. Since 2012, the club has worked out multi-year deals with Yadier Molina (2012 & 2017), Adam Wainwright (2013), Matt Carpenter (2014), Carlos Martinez (2017), Paul DeJong (2018), Miles Mikolas (2019), Paul Goldschmidt (2019), and recently-acquired All-Star Nolan Arenado (2021), who is signed through 2027.

Mozeliak engineered a series of late season moves in 2011 that transformed the Cardinals and saw the team go from 10 ½ games back in late August to winning the franchise’s 11th World Championship. *Baseball America* named the Cardinals the 2011 Organization of the Year, the first time the franchise had received the honor. Mo was the 2011 recipient of the MLB.com GIBBY (Greatness in Baseball Yearly) Executive of the Year award and he was named, along with Tony La Russa, as the 2011 Baseball Man of the Year by the St. Louis Chapter of the Baseball Writers Association of America.

In 2012, the Cardinals fell just one win shy of capturing the N.L. Championship, and with the team’s success, Mo was honored by the Negro Leagues Baseball Museum with the Andrew “Rube” Foster Award as Executive of the Year. The 2013 team won the National League Championship and returned to the World Series just two years removed from winning the World Series title in 2011. Following that season, the organization was recognized by *Baseball America* as the Organization of the Year - the second such honor in three years - and was honored by USA Today Sports as having the best franchise among Major League baseball teams. The 2014 team captured the Central Division title for a second-straight season and returned to the National League Championship Series for a fourth-straight year. St. Louis led all Major League Baseball teams in wins and reached the postseason for a fifth-straight season in 2015, the ninth time in franchise history a Cardinals team had won 100 games.

Mozeliak, 52, is a 26-year veteran of the Cardinals front office, having joined the organization following the 1995 season where he initially served as an assistant in scouting operations during both the 1996 and 1997 seasons. Mo was named assistant scouting director in 1998 and was promoted to scouting director during 1999 and 2000. Several notable players came out of the draft classes of ’99 and 2000 under Mo’s direction, most notably first baseman and perennial All-Star Albert Pujols who was drafted in the 13th round of the 1999 draft, as well as catcher Yadier Molina.

In 2001, Mozeliak was named Director of Baseball Operations and was promoted to Assistant General Manager in 2003. During his time as Assistant GM, Mo’s duties increased as he focused more on the Major League Club and professional scouting, while still having direct involvement in both the scouting and player development departments.

Mozeliak began his career in baseball in 1993 with the Colorado Rockies where he worked in a variety of positions in baseball operations. He attended the University of Arizona and the University of Colorado. He currently serves as the National Trustee for the Foundation Fighting Blindness. Mozeliak lives in St. Louis with his wife, Julie, daughter, Allyson, and son, Will.



MICHAEL GIRSCH
VICE PRESIDENT & GENERAL MANAGER

Michael Girsch was promoted to Vice President and General Manager on June 30, 2017, becoming the 13th General Manager in franchise history. His contract as General Manager runs through the 2022 season, and he is responsible for handling the day-to-day work of the team, including coordinating the efforts of the team’s baseball development group, contract negotiations, player evaluations and player transactions.

Prior to his appointment as GM, Girsch served as Assistant General Manager for seven seasons after being appointed to that position in January 2011.

From 2008-11, he served as the Director of Baseball Development, a newly created department focused on supporting Baseball Operations via internet applications, analytical models and decision support tools. Girsch joined the Cardinals in 2006, starting his career with a two year stint as the Coordinator of Amateur Scouting.

Before joining the Cardinals, Girsch, 44, earned a Bachelor of Science in Mathematics from the University of Notre Dame and an MBA from the University of Chicago Booth School of Business.

He and his wife, Kelly, reside in Webster Groves with their four children, twins Addison and Eleanor (16), Claire (14) and Tommy (13).

ST. LOUIS CARDINALS GENERAL MANAGERS

Richard A. Meyer	1954-55	Dorrel (Whitey) Herzog	1980-82
Frank C. Lane	1956-57	Joe McDonald	1982-84
Vaughn P. (Bing) Devine	1958-64	Dal Maxvill	1985-94
Robert L. Howsam	1965-66	Walt Jocketty	1994-2007
Stanley F. Musial	1967	John Mozeliak	2007-17
Vaughn P. (Bing) Devine	1968-78	Michael Girsch	2017-Present
John Claiborne	1979-80		



The 2019 St. Louis Cardinals Hall of Fame Induction Class at the Cardinals Hall of Fame Gallery, August 24, 2019.



MOISÉS RODRÍGUEZ

ASSISTANT GENERAL MANAGER

Moisés Rodríguez was named the team's Assistant General Manager on September 27, 2017. Rodríguez has been a part of the organization for 13 seasons, previously serving as the Director of International Operations. In his role as Assistant General Manager, Rodríguez assists both the President of Baseball Operations and VP & General Manager with Major League player transactions, contract negotiations and player evaluations, and helps oversee all aspects of Baseball Operations including amateur and pro scouting, player development, international operations and baseball development.

Before becoming Assistant GM, Rodríguez directed the team's amateur scouting effort overseas, and supervised the player development and facility operations at the Cardinals Dominican Republic Academy. During his tenure, the international scouting department identified All-Star pitchers Carlos Martínez and Sandy Alcantara as well as outfielder Randy Arozarena and the late Oscar Taveras. Under his supervision, the Cardinals moved into a newly built player development academy in Boca Chica, Dominican Republic in 2015.

Prior to joining the Cardinals, Rodríguez worked for Major League Baseball in New York from 1998-2007, the last three-plus years as Manager of International Baseball Operations in the Commissioner's Office. During his tenure in the Commissioner's Office, he also specialized in the day-to-day handling of the waiver wire and rule enforcement related to clubs' Major and Minor League player movement transactions. His first position at MLB in 1998 was as an assistant in Media Relations and waivers for the National League office. He began his work in sports as an Assistant Director of Sports Information at the University of Connecticut.

Rodríguez, 47, was born in San Juan, Puerto Rico, before moving to New York City. He received a communications degree from the University of Connecticut. He and his wife, Michelle, have two sons.



RANDY FLORES

ASSISTANT GENERAL MANAGER/ DIRECTOR OF SCOUTING

Randy Flores was promoted to Assistant General Manager on November 27, 2018. He has been the Director of Scouting since August 28, 2015, overseeing all aspects of the scouting department including the amateur draft.

Flores, 45, was part of the Cardinals 2006 World Series Championship team and spent eight seasons in the Majors. The left-hander played for St. Louis from 2004-08, appearing in over 200 games as a relief pitcher. He was drafted in 1997 by the New York Yankees from the University of Southern California, where he holds its all-time record for wins (42). Flores made his Major League debut in 2002 with the Texas Rangers and also saw big league action with Colorado (2002, 2009-10) and Minnesota (2010).

Prior to joining the Cardinals front office, he returned to USC, earning a M.Ed Postsecondary Administration in 2014. During graduate school he was USC's Pitching Coach (2013), worked as a college baseball analyst for ESPN and Pac-12 Networks, and founded a sports video technology company.

A native of Pico Rivera, Calif., Flores and his wife, Lindsey, reside in Olivette with their two daughters, Sloane (11), Rowan (9), and son Hawkins (3).



LIVE LOOK-INS AND ANALYSIS ON MLB TONIGHT™

LIVE GAMES EVERY WEEK



GO TO FINDMLBNETWORK.COM FOR CHANNEL NUMBER
© 2021 MAJOR LEAGUE BASEBALL PROPERTIES, INC. ALL RIGHTS RESERVED.



MANAGER, COACHES, AND PLAYERS



MIKE SHILDT

(pronounced like "quilt")

8

FULL NAME: Michael T. Shildt
BORN: Charlotte, North Carolina
DATE OF BIRTH: August 9, 1968
OPENING DAY AGE: 52 (Turns 53 on August 9)
UNIFORM NUMBERS WORN: 83 (2017-18), 8 (2018-present)

MANAGER



SHILDT — MANAGERIAL RECORD

Year	Club	League	Finish	W	L
2009	Johnson City	Appalachian (R)	2nd (West)	37	30
2010	Johnson City	Appalachian (R)	1st (West)	42	24
2011	Johnson City	Appalachian (R)	1st (West)	45	23
2012	Springfield	Texas (AA)	1st (North)	77	61
2013	Springfield	Texas (AA)	3rd (North)	64	74
2014	Springfield	Texas (AA)	3rd (North)	68	72
2015	Memphis	Pacific Coast (AAA)	2nd (American Southern)	73	71
2016	Memphis	Pacific Coast (AAA)	4th (American Southern)	65	77
2018	St. Louis	National	3rd (Central)	41	28
2019	St. Louis	National	1st (Central)	91	71
2020	St. Louis	National	2nd (Central)	30	28
MAJOR TOTALS				162	127
MINOR TOTALS				471	432

CAREER NOTES:

Mike Shildt is entering his fourth season (third full season) as the Cardinals manager, having led the team to the postseason the past two years, including an N.L. Central Division title in 2019. Shildt was voted the N.L. Manager of the Year for 2019 by the Baseball Writers' Association of America, joining Hall of Fame managers Whitey Herzog (1985) and Tony La Russa (2002) as the only Cardinals managers to have won the award. He is the only MLB Manager of the Year to have never played professionally.

Shildt guided the Cardinals to their 12th N.L. Central title in his first full season at the helm in 2019, overseeing a transformation of the team's defense with record-setting performances, as the Cardinals became the first Major League team in history to go from worst to first in errors in back-to-back seasons. The Cardinals went 91-71 in 2019 while advancing to the N.L. Championship Series, and are 162-128 (.559 winning pct.) under Shildt since he was named interim manager in 2018.

Shildt was named the 50th manager in franchise history on July 15, 2018, serving on an interim basis after replacing Mike Matheny. After guiding the team to a National League best 26-12 (.684) mark in his first 38 games at the helm, Shildt was named manager on August 28, 2018. He was signed to a three-year contract extension thru 2022 in November, 2019.

Shildt was serving in his second season as a member of the Cardinals Major League coaching staff prior to his appointment as interim manager, and his first season as the team's bench coach. Shildt began the 2017 season as quality control coach on the Major League staff before taking over as third-base coach in June.



Shildt's 41-28 record (.594 winning percentage) to finish out the 2018 season, tied with the Milwaukee Brewers and Colorado Rockies for the top mark in the National League from his appointment on July 15. He posted the best 40-game start by a Cardinals first year manager going 27-13. In August of 2018, the Cardinals were a Major League best 22-6 (.786), their first 22-win August since 1946 (22-9) and the team's best record in the month of August since 1944 (25-8). Shildt's efforts were recognized by BBWAA voters, earning him a 4th place finish in the 2018 N.L. Manager of the Year voting.

Prior to joining the Major League staff, Shildt had logged eight seasons as a minor league manager in the Cardinals organization, the most recent at the triple-A level with the Memphis Redbirds (2015-16). He compiled a career managerial record of 471-432 (.522) over his eight seasons in the minors, winning league championships in each of his three career playoff appearances.

Shildt served as a coach for the Pacific Coast League All-Star team in 2016 during the Triple-A All-Star Game that was held at BB&T Ballpark in his hometown of Charlotte, N.C.

Sixteen of his players off the Memphis roster made their Major League debuts during the 2015 and 2016 seasons. Shildt won his first league championship at Johnson City in the Appalachian League in 2010 and followed it up with another title in 2011. In his first season at double-A Springfield (2012), Shildt led the Cardinals to a team-record 77 wins and their first Texas League Championship.

In 2011, Shildt's Johnson City team set a short-season franchise record with 45 wins, just a year after tying the previous mark of 42. While at Johnson City, Shildt compiled a 124-77 (.617) record over three seasons, averaging 41 wins per season and guided the team to their first championship since 1976. In his first year at the helm of Johnson City (2009), he led the squad to their best record in 13 years (37-30), a year removed from serving as the hitting coach for the squad in 2008.

Shildt began every season from 2004-07 serving as an area scout and player development instructor before moving on to coach for a Cardinals short-season team, first as hitting coach at New Jersey in 2004-05, bench coach in State College in 2006 and position coach for Batavia in 2007.

Shildt earned the George Kissell Award in 2010 to add to his 2010 Appalachian League Manager of the Year award after his success at Johnson City as well as serving as the Cardinals Minor League Field and Spring Training Coordinator, a position he held from 2008-12. Shildt managed the Salt River Rafters of the Arizona Fall League to a 19-12 record in 2013, finishing a half-game back of first place in the East Division.

Prior to joining the Cardinals, from 1999-2003, Shildt was an associate scout for the MLB Scouting Bureau and was head varsity coach at West Charlotte High School from 1994-96. Shildt has five years of collegiate coaching under his belt, working as the hitting coach and recruiting coordinator at both UNC-Charlotte and UNC-Asheville.

Shildt, 52, is a 1991 graduate of UNC-Asheville with a degree in business and currently resides in Weddington, N.C. He was a three-year letter winner on the Bulldogs baseball team and grew up working for the Orioles double-A team in Charlotte with Cal Ripken, Jr., and Eddie Murray, performing clubhouse detail and working the scoreboard. He is also co-director of a Charlotte-based non-profit organization, Baseball for Life.

Shildt and his wife, Michelle, were married on March 6, 2020 in Jupiter, Fla.

PROFESSIONAL COACHING CAREER

St. Louis Cardinals Manager	2018-2021
St. Louis Cardinals Interim Manager	2018
St. Louis Cardinals Bench Coach	2018
St. Louis Cardinals Quality Control Coach	2017
St. Louis Cardinals 3rd Base Coach	2017
Memphis (AAA) Manager	2015-16
Springfield (AA) Manager	2012-14
Salt River Rafters (AFL) Manager	2013
Cardinals Minor League Spring Training Coord. ..	2008-12
Johnson City (R) Manager	2009-11
Johnson City (R) Hitting Coach	2008
Batavia (SS-A) Position Coach	2007
State College (SS-A) Bench Coach	2006
New Jersey (SS-A) Hitting Coach	2004-05
St. Louis Cardinals Area Scout	2004-07

AWARDS & HONORS

**National League
Manager of the Year (BBWAA)**
2019: St. Louis Cardinals

George Kissell Award
2010: Johnson City (R)

Triple-A All-Star Game
2016: Pacific Coast League (Coach)

Texas League Championship
2012: Springfield (AA)

Appalachian League Manager of the Year
2010: Johnson City (R)

Appalachian League Championship
2011: Johnson City (R)
2010: Johnson City (R)

Appalachian League Hall of Fame - 2020



JEFF ALBERT

54

FULL NAME: Jeffrey M. Albert
BORN: Rochester, New York
DATE OF BIRTH: October 31, 1980
OPENING DAY AGE: 40
UNIFORM NUMBERS WORN: 46 (2018), 54 (2019-present)

HITTING COACH



ALBERT — COMPLETE RECORD

Year Team	AVG	G	AB	R	H	2B	3B	HR	RBI	SH	SF	HBP	BB	IBB	SO	SB	CS	GDP	SLG	OBP	E
2003 Washington (Pa.)	.176	9	17	2	3	1	0	0	0	0	0	1	0	0	4	0	0	1	.235	.458	0
2007 Shreveport	.000	2	4	0	0	0	0	0	1	0	1	0	1	0	0	0	0	0	.000	.167	0
INDEPENDENT TOTALS	.143	11	21	2	3	1	0	0	1	0	1	1	1	0	4	0	0	1	.190	.399	0

CAREER NOTES:

Jeff Albert was hired as the St. Louis Cardinals hitting coach in November 2018 after the previous six years in the Houston Astros organization.

The 40-year old hitting instructor was the second hitting coach with the Astros in 2018 after serving as the minor league hitting coordinator from 2014-17 and 2013 as the roving hitting instructor.

Prior to his time with the Astros, Albert launched his professional coaching career with the Cardinals organization starting as hitting coach for the Batavia MuckDogs of the short-season A ball affiliate in the New York-Penn League. The MuckDogs won the New York-Penn League title in 2008 knocking off Jamestown 2-0 in the championship series.

Albert advanced to the Cardinals High-A Florida State League affiliate in Palm Beach where he served as hitting coach from 2009-12.

Prior to entering the coaching ranks, Albert played two seasons of Independent League baseball for the Washington (Pa.) Wild Things in 2003 and the Shreveport Captains in 2007.

Albert's college playing career was spent at Butler University where he lettered twice for the Bulldogs and helped lead them to their highest win total in program history with 34 wins in 2002 and again in 2003, a total which was not matched by another Butler baseball team until they won 34 again in 2018. In 2002, Albert led the team with 34 RBI garnering Second Team All-Horizon League honors at third

PROFESSIONAL COACHING CAREER

St. Louis Cardinals Hitting Coach.....	2019-2021
Houston Astros Second Hitting Coach	2014-17
Houston Astros Minor League Hitting Coord.....	2014-17
Houston Astros Roving Hitting Instructor.....	2013
Palm Beach (A) Hitting Coach.....	2009-12
Batavia (SS-A) Hitting Coach	2008

AWARDS & HONORS

New York-Penn League Championship
2008: Batavia (SS-A)

base. He finished his collegiate career with a .284 batting average and 10 home runs.

His accolades off the field include a Master's Degree in Exercise Science from Louisiana Tech University where he was also involved in various baseball training and research, as well as strength and conditioning work with the school's baseball and softball programs.

Albert is a certified strength and conditioning specialist (CSCS) through the National Strength and Conditioning Association (NSCA), and runs swingtraining.net, which is a site dedicated to baseball training and analysis.

He resides in Jupiter, Florida.



ST. LOUIS CARDINALS ALL-TIME COACHES ROSTER

Jeff Albert2019-21	Ray Katt.....1959-61	Mitchell Page.....2001-04
Mike Aldrete2012-14	Tony Kaufmann.....1947-50	Dave Parker 1998
Tony Auferio..... 1973	Johnny Keane1959-61	Heinie Peitz 1913
Don Baylor 1992	Bill Killefer..... 1926	Joe Pettini.....2002-11
Joe Becker 1965-66	George Kissell.....1969-75	Gaylen Pitts 1991-95
David Bell2014-17	Hub Kittle.....1981-83	Howie Pollet 1959-64
Vern Benson 1961-64, 70-75	Darold Knowles..... 1983	Bill Posedel.....1954-57
Ray Blades.....1930-32, 51	Fred Koenig..... 1976	Jamie Quirk 1984
Ken Boyer 1971-72	Jack Krol.....1977-80	Tommy Reynolds..... 1996
Steve Braun 1990	Rene Lachemann.....1997-99	Dave Ricketts 1974-75, 78-91
Mark Budaska2018-19	Hal Lanier.....1981-85	John Riddle 1952-55
Jose Cardenal1994-95	Carney Lansford1997-98	Mark Riggins 1995
Chris Chambliss1993-95	Johnny Lewis 1973-76, 84-89	Jim Riggelman 1989-90
Stubby Clapp2019-21	Derek Lilliquist.....2011-17	Mike Roarke 1984-90
Joe Coleman1991-94	Nick Leyva.....1984-88	Sonny Ruberto 1977-78
Dave Collins 1991-92	John Mabry2013-18	Mike Ryba 1951-54
Walker Cooper 1957	Mike Maddux.....2018-21	Red Schoendienst.....1962-64,79-95
Joe Cunningham..... 1982	Chris Maloney2012-17	Barney Schultz 1971-75
Mark DeJohn..... 1996-2001	Marty Marion 1950	Joe Schultz..... 1963-68
Bucky Dent.....1991-94	Oliver Marmol.....2017-21	Mike Shildt.....2017-18
Dave Duncan 1996-2011	Marty Mason2000-10	Burt Shotton 1923-25
Mike Easler 1999-2001	Dal Maxvill1979-80	Dick Sisler 1966-70
Bryan Eversgerd2018-21	Derrick May2016	Hal Smith..... 1962
Bob Gibson 1995	Willie McGee2018-21	Al Sothoron 1927-28
Preston Gomez 1976	Mark McGwire.....2010-12	Joe Sugden 1921-25
Mike Gonzalez 1934-46	Dave McKay..... 1996-2011	Lee Thomas 1972, 83
George Greer2018	Bill McKechnie..... 1927	Ray Thomas..... 1922
Stan Hack 1957-58	Hal McRae2005-09	Tim Thompson..... 1981
Rich Hacker.....1986-90	Dyar Miller 2012	Tink Turner..... 1924
Ron Hassey..... 1996	Bob Milliken.....1965-70, 76	Mickey Vernon 1965
George Hendrick.....1996-97	Terry Moore..... 1949-52, 56-58	Dixie Walker 1953, 55
Chuck Hiller 1981-83	Mo Mozzali 1977-78	Harry Walker 1959-62
Al Hollingsworth 1957-58	Bill Mueller.....2015-18	Buzzy Wares 1930-52
Johnny Hopp..... 1956	Billy Muffett.....1967-70	Ron "Pop" Warner.....2017-21
Jack Hubbard..... 1993	Greasy Neale 1929	Otto Williams 1926
Blaise Ilsley2013-17	Charley O'Leary1913-17	Bart Zeller..... 1970
Jobel Jiménez2019-21	Jack Onslow..... 1928	Tom Zimmer..... 1976
Darrell Johnson1960-61	Jose Oquendo..... 1999-2015, 18	
Lou Kahn.....1954-55	Claude Osteen 1977-80	



STUBBY CLAPP

82

FULL NAME: Richard Keith Clapp
BORN: Windsor, Ontario, Canada
DATE OF BIRTH: February 24, 1973
OPENING DAY AGE: 48
UNIFORM NUMBERS WORN: 29 (2001), 11 (2019), 82 (2020)

FIRST BASE COACH

CLAPP — PLAYING RECORD

Year	Team	AVG	G	AB	R	H	2B	3B	HR	RBI	SH	SF	HBP	BB	IBB	SO	SB	CS	GDP	SLG	OBP	E
1996	Johnson City	.223	29	94	25	21	3	2	1	15	1	1	1	26	0	15	9	2	2	.330	.393	3
1997	Prince William	.318	78	267	51	85	21	6	4	46	4	4	6	52	2	41	9	4	2	.487	.435	8
1998	Arkansas	.278	139	514	113	143	30	9	12	57	8	6	8	86	3	100	18	10	10	.442	.386	17
1999	Memphis	.260	110	393	72	102	26	2	14	62	4	4	3	53	4	96	7	7	9	.443	.349	8
2000	Memphis	.273	129	505	89	138	28	8	1	52	6	4	5	80	0	88	10	5	7	.366	.375	15
2001	ST. LOUIS	.200	23	25	0	5	2	0	0	1	0	0	0	1	0	7	0	0	0	.280	.231	0
	Memphis	.304	86	299	48	91	14	7	5	33	4	1	1	43	2	46	8	4	4	.448	.392	10
2002	Memphis	.242	100	359	49	87	19	2	2	20	0	2	5	46	4	70	2	7	9	.323	.335	12
2003	Richmond	.217	105	286	43	62	11	9	3	23	4	2	5	46	0	66	6	2	6	.350	.333	9
2004	Syracuse	.287	29	87	13	25	8	2	0	6	1	0	3	15	1	18	0	2	1	.425	.410	5
	New Hampshire	.226	19	53	10	12	7	0	1	9	0	0	0	10	1	14	0	0	2	.415	.349	1
2005	Edmonton	.286	87	350	60	100	29	3	5	42	1	4	7	44	1	45	14	5	1	.429	.373	15
2006	Edmonton	.323	79	303	61	98	19	5	1	34	2	0	5	63	1	34	32	12	6	.429	.447	17
MINOR TOTALS		.268	824	2857	513	766	167	47	43	323	32	24	37	457	17	554	69	43	52	.405	.373	91
MAJOR TOTALS		.200	23	25	0	5	2	0	0	1	0	0	0	1	0	7	0	0	0	.280	.231	0
INDEPENDENT TOTALS		.303	166	653	121	198	48	8	6	76	3	4	12	107	2	79	46	17	7	.429	.409	32

CLAPP — MANAGERIAL RECORD

Year	Club	League	Finish	W	L
2011	Tri-City	New York-Penn (SS-A)	3rd (Stedler Division)	33	42
2012	Tri-City	New York-Penn (SS-A)	1st (Stedler Division)	51	25
2017	Memphis*	Pacific Coast (AAA)	1st (American Southern)	91	50
2018	Memphis*	Pacific Coast (AAA)	1st (American Southern)	83	57
MINOR TOTALS				258	174

* League Champions



CAREER NOTES:

Stubby Clapp enters his 3rd season as a member of the St. Louis Cardinals coaching staff after serving as the manager of the triple-A Memphis Redbirds of the Pacific Coast League from 2017-18.

Clapp won back-to-back PCL titles in his two years as manager of the Redbirds and won the Triple-A Championship in 2018 as Memphis crushed Durham 14-4 in the title game giving the Redbirds their first such title after finishing runner-up in 2000, 2009 and 2017.

In two years as the Memphis skipper, Clapp recorded a .619 winning percentage (174-107) including a franchise-best record of 91-50 in 2017.

Clapp has been recognized as Pacific Coast League Manager of the Year in 2017 and 2018. Baseball America recognized Clapp as their Minor League Manager of the Year in 2017 and he received the J. Roy Stockton/Bob Broeg Award for outstanding achievement in baseball from the St. Louis chapter of the BBWAA.

Prior to 2017, Clapp managed two years (2011-12) in the Astros organization with Tri-City of the New York-Penn League leading the Valley Cats to a first place division finish in 2012 and runner-up in the championship series to Hudson Valley.

Clapp came to the Cardinals from the Blue Jays organization where he was a hitting coach for double-A New Hampshire (2015-16) of the Eastern League and before that with single-A Dunedin (2013-14) of the Florida State League. In 2014, Clapp received the Blue Jays' 2014 Bobby Mattick Award for excellence in Player Development.

Often referred to as the "Mayor of Memphis," Clapp became the first and only Memphis Redbirds player to have his number retired by the team in 2007. Known for his grit and hard play day in and day out, Clapp was beloved by fans for his energy and the backflips he routinely performed when taking the field.

In his Redbirds career, Clapp appeared in a total of 425 games. He sits at the top of the Redbirds' career leaders in walks (222) and triples (19), while also ranking second in runs scored (258) and third in games (425), at-bats (1,556), hits (418), doubles (87), and extra-base hits (128). He was a member of the Redbirds' first PCL Championship team in 2000, where he hit three homers and drove in 11 during the playoffs. Earlier that year, Clapp recorded the first hit in AutoZone Park history, with a single to center, and set the Redbirds' single-season record for triples with eight.

A graduate of Texas Tech University, the Windsor, Ontario, native was drafted by the St. Louis Cardinals in the 36th round of the 1996 First-Year Player Draft. He played for Johnson City (R) in 1996, Prince William (A) in 1997 and Arkansas (AA) in 1998 before making his debut with Memphis (AAA) on April 8, 1999 against Calgary at Tim McCarver Stadium.

Clapp made his Major League debut on June 18, 2001 against the Cubs. He appeared in 23 career games for the Cardinals that season, posting a .200 average with two doubles and one RBI.

Clapp played the 2003 season for the Braves' Richmond (AAA), followed by a 2004 campaign that was split between New Hampshire (AA) and Syracuse (AAA) in the Blue Jays organization. Clapp finished his career playing 2005-06 seasons for the Edmonton Cracker-Cats of the independent Northern League.

Following his playing career, Clapp spent 2007-12 in the Houston Astros organization: three seasons as the hitting coach for Lexington (A), one season as hitting coach for Corpus Christi (AA), before taking on his first managerial role with Tri-City.

Clapp has represented Canada in numerous international baseball competitions. He recorded a game-winning, bases-loaded single to beat the United States in the first round of the 1999 Pan American Games in Winnipeg. Clapp also played for the Canadian National team in the 2004 Olympics in Athens, 2008 Olympics in Beijing, and the 2006 and 2009 World Baseball Classics. Clapp served as a coach in the 2013 World Baseball Classic and was third base coach for the gold medal-winning Canada national baseball team at the 2015 Pan American Games.

The 47-year-old was the third member of his family to be given the nickname "Stubby," along with his grandfather and father. He and his wife, Chastity, have three children: sons Cooper (aka "Stubby IV") and Cannan, and daughter Crosbie.

PROFESSIONAL COACHING CAREER

St. Louis Cardinals First Base Coach	2019-21
Memphis (AAA) Manager	2017-18
New Hampshire (AA) Hitting Coach	2015-16
Team Canada Third Base Coach (Pan-Am).....	2015
Dunedin (A) Hitting Coach.....	2013-14
Team Canada Coach (WBC).....	2013
Tri-City (SS-A) Manager.....	2011-12
Corpus Christi (AA) Hitting Coach.....	2010
Lexington (A) Hitting Coach.....	2007-09

AWARDS & HONORS

Triple-A Championship
2018: Memphis (AAA)

Pacific Coast League Championship
2018: Memphis (AAA)
2017: Memphis (AAA)

George Kissell Award
2017: Memphis (AAA)

Pan-American Games - Gold Medal
2015: Canada

New York Penn-League Runner-Up
2012: Tri-City (SS-A)

PLAYER

Pacific Coast League Championship
2000: Memphis (AAA)



BRYAN EVERSGERD

72

FULL NAME: Bryan David Eversgerd**BORN:** Centralia, Illinois**DATE OF BIRTH:** February 11, 1969**OPENING DAY AGE:** 52**UNIFORM NUMBERS WORN:** 24 (1994), 26 (1995), 52 (1997), 21 (1998), 72 (2018-present)**BULLPEN COACH**

EVERSGERD — COMPLETE RECORD

Year	Club	W-L	ERA	G	GS	SV	IP	H	R	ER	BB	SO
1989	Johnson City	2-3	3.64	16	1	0	29.2	30	16	12	12	19
1990	Springfield	6-8	4.14	20	15	0	104.1	123	60	48	26	55
1991	Savannah	1-5	3.47	72	0	1	93.1	71	43	36	34	97
1992	Arkansas	0-1	6.75	6	0	0	5.1	7	4	4	2	4
	St. Petersburg	3-2	2.68	57	1	0	74	65	25	22	25	57
1993	Arkansas	4-4	2.18	62	0	0	66	60	24	16	19	68
1994	ST. LOUIS	2-3	4.52	40	1	0	67.2	75	36	34	20	47
	Louisville	1-1	4.50	9	0	0	12	11	7	6	8	8
1995	Montreal	0-0	5.14	25	0	0	21	22	13	12	9	8
1995	Ottawa	6-2	2.38	38	0	2	53	49	21	14	26	45
1996	Oklahoma City	3-3	2.74	38	5	4	65.2	57	21	20	14	60
	Trenton	1-0	2.57	4	0	0	7	6	2	2	4	2
1997	Texas	0-2	20.25	3	0	0	1.1	5	3	3	3	2
	Oklahoma City	1-3	4.24	26	7	0	76.1	91	48	36	24	43
	Hagerstown	0-0	4.50	5	0	0	8	13	4	4	2	2
1998	ST. LOUIS	0-0	9.00	8	0	0	6	9	7	6	2	4
	Memphis	2-5	3.34	49	0	0	56.2	51	25	21	20	50
1999	Memphis	6-6	2.86	59	0	2	66	56	26	21	15	46
2000	Memphis	4-4	3.50	48	0	0	72	67	32	28	20	52
MAJOR TOTALS		2-5	5.16	76	1	0	96	111	59	55	34	61
MINOR TOTALS		40-47	3.31	509	29	9	789.1	757	358	290	251	608

CAREER NOTES:

Bryan Eversgerd is in his fourth season as Bullpen Coach on the Cardinals' staff. Previously, he had served five years (2013-17) as the pitching coach for Memphis (AAA).

In 2019, Cardinals relievers led the majors with 52 saves and ranked 2nd in the N.L. to the Los Angeles Dodgers (3.78) with their 3.82 ERA. The team's 71.2 save pct. led the senior circuit and ranked 3rd overall in the majors, while their collective .219 opponent's batting average paced the majors, and their 97 Holds ranked 3rd in the N.L.

Prior to arriving in St. Louis, Eversgerd's Memphis staff led the Pacific Coast League with a 3.77 ERA in 2017 while winning the league championship. The Redbirds' 3.77 ERA was the only sub-4.00 ERA in the PCL that season.



Prior to his stint at Memphis, Eversgerd spent two seasons (2011-12) in Springfield (AA) as pitching coach for the Double-A Cardinals. While in Springfield, Eversgerd's 2012 staff registered a 3.83 team ERA and surrendered the second fewest hits en route to the Texas League Championship. The staff went on to hurl a postseason best 2.48 ERA over nine games in the Texas League playoffs. Eversgerd was awarded the George Kissell Award in 2012 for his efforts as voted on by his peers among the Cardinals minor league coaching staffs.

Eversgerd has been the pitching coach for three Cardinals Minor League Pitchers-of-the-Year in Jack Flaherty (2017) and former Cardinals hurlers Shelby Miller (2011) and Seth Maness (2012). In 2013, Eversgerd was the pitching coach for 2013 National League Championship Series MVP Michael Wacha, who spent the majority of the year in Memphis and represented the Redbirds at the Triple-A All-Star Game.

His coaching tenure began at the Cardinals' Carolina League affiliate in 2001 at Potomac, before taking a two-year hiatus and returning as pitching coach for Peoria in the Midwest League. He remained in the Midwest League at Peoria and Quad Cities from 2004-07 before joining Double-A Springfield from 2008-09 and a year later at High-A Palm Beach in 2010.

Eversgerd began his playing career with the Cardinals, signing as a non-drafted free agent on June 14, 1989. He pitched a scoreless inning of relief in his Major League debut for the Cardinals on April 26, 1994, and picked up his first big-league win in his only Major League start on May 20, 1994 at Florida. The left-hander also pitched for Montreal and Texas before returning to St. Louis from 1998 to 2000.

Eversgerd, 52, graduated from Carlyle (Ill.) High School in 1987, playing college baseball at Kaskaskia Community College and leading the team to the 1989 sectional championship. He resides in Centralia, Ill., with his wife, Lisa, daughter, Kristen (23) and son, Jacob (21).

PROFESSIONAL COACHING CAREER

St. Louis Cardinals Bullpen Coach	2018-21
Memphis (AAA) Pitching Coach	2013-17
Springfield (AA) Pitching Coach	2011-12
Palm Beach (A) Pitching Coach	2010
Springfield (AA) Pitching Coach	2008-09
Peoria/Quad Cities (A) Pitching Coach	2004-07
Potomac (A) Pitching Coach	2001

AWARDS & HONORS

George Kissell Award
2012: Springfield (AA)

Pacific Coast League Championship
2017: Memphis (AAA)

Texas League Championship
2012: Springfield (AA)

PLAYER

Pacific Coast League Championship
2000: Memphis (AAA)

EVERSGERD, BRYAN



JOBEL JIMÉNEZ

(JOE-bell)

58

FULL NAME: Jobel Antonio Jiménez (Escobar)

BORN: Maracay, Venezuela

DATE OF BIRTH: November 27, 1974

OPENING DAY AGE: 46

UNIFORM NUMBERS WORN: 58 (2019-present)

ASSISTANT HITTING COACH



CAREER NOTES:

Jiménez enters his second full season as the Cardinals Assistant Hitting Coach after joining the Major League staff on August 13, 2019.

Jobel began the 2019 season serving as the Hitting Coach for Memphis (AAA) after having spent the prior two seasons in the same role with Springfield (AA). The 2020 season marks his 16th in the Cardinals organization. Prior to Springfield, he had served as hitting coach at Peoria (A) for three seasons (2014-16.)

The 2016 Peoria squad led the Midwest League with 1,255 hits and co-led the circuit with a .266 average, thanks to three different Chiefs finishing in the Top 10 in batting average.

Jiménez served as hitting coach for the Gulf Coast League Cardinals in 2013 and began his career with St. Louis prior to the start of the 2007 season, when he began as hitting coach for the Venezuelan Summer League Cardinals from 2007-12.

Prior to joining the Cardinals, Jiménez worked for six years (2001-06) with the Red Sox as a scout, outfield instructor and hitting coach in Venezuela and the Dominican Republic. Jiménez, 44, also served as a Venezuelan scout and outfield instructor for the Marlins organization from 1999-2000.

A minor league outfielder in the Dodgers system for two seasons (1993-94), Jiménez moved to the scouting and coaching ranks and spent five seasons as an outfield instructor and VSL scout for the Dodgers from 1994-98.

Jobel and his wife, Stella, have two sons, Alex and Kristan.

PROFESSIONAL COACHING CAREER

St. Louis Cardinals Asst. Hitting Coach.....	2019-21
Memphis (AAA) Hitting Coach.....	2019
Springfield (AA) Hitting Coach.....	2017-18
Peoria (A) Hitting Coach.....	2014-16
GCL Cardinals (R) Hitting Coach	2013
VSL Cardinals Hitting Coach	2007-12
Boston Red Sox Scout/Instructor	2001-06
Florida Marlins Scout/Instructor.....	1999-2000
Los Angeles Dodgers Scout/Instructor	1994-98

JIMÉNEZ, JOBEL



MAJOR LEAGUE BASEBALL 2021 IMPORTANT DATES CALENDAR

JANUARY

- 13 Preliminary filing numbers due by 5:00 pm ET
- 15 Salary arbitration exchange date
- Beginning of the 2020 - 2021 International Signing Period

FEBRUARY

- 1-19 Salary arbitration hearings
- 12 By 4:00 PM ET, each Club must submit a list of no more than 75 total players that will be invited to Major League Spring Training
- By 4:00 PM ET, each Club must submit a list of no more than 75 non-player personnel the Club wishes to designate in access Tiers 1 and 2 for Spring Training.
- 17 The voluntary date on which all pitchers, catchers and injured players on a Major League roster may be invited to Spring Training workouts
- First date players may be placed on the 60-day Injured List
- Enforcement of Domestic Minor League Player Limit – 190 Players
- 20 First date weekend waivers will be processed; continues through end of season
- 22 The voluntary date on which all position players on a Major League roster may be invited to Spring Training workouts
- 27 Mandatory date all players must report to report to Spring Training
- 28 Anticipated start of spring training games among Major League Clubs

MARCH

- 2 First date to renew Major League contracts
- 7 First date Clubs may ask waivers on selected Rule 5 or draft-excluded players
- 11 Last date to renew Major League contracts
- 12 First date Clubs may assign selected Rule 5 or draft-excluded players
- 14 Last date to request UR Waivers to owe 30 days' termination pay (before 2 pm ET)
- 15 UR Waivers requested today thru 3/29, Club will owe player 45 days' termination pay
- Opening of the International Player Registration Period
- 16 Last date to assign an injured player to a Minor League club, if applicable
- 17 By 4:00 PM ET, each Club must submit its proposed Alternate Training Site details to MLB
- 22 Last date a XX(B) player signed to a Minor League contract qualifies for a Retention Bonus
- By 4:00 PM ET, each Club must submit a list of no more than 75 total Tier 1 and Tier 2 individuals the Club wishes to designate in access Tiers 1 and 2 for the 2021 Championship Season.
- 27 Last date to select or release a XX(B) "Retention Bonus" player before a bonus obligation
- 28 The earliest date that a Club may backdate a placement on the 7-day Injured List
- 29 The earliest date that a Club may backdate a placement on the 10-day Injured List
- Last date to request UR Waivers to owe 45 days' termination pay (before 2 pm ET)

APRIL

- 1 Official opening of 2021 Season - rosters reduced to 26 by 12:00 pm ET
- Clubs will submit a list of up to 28 players that will be assigned to either the Class AAA affiliate or the Alternate Training Site by 12:00 pm ET
- 4 First date 7-day Injured List players may be reinstated, if applicable
- 8 First date 10-day Injured List players may be reinstated, if applicable
- 11 First date optioned players may be recalled, if applicable
- 30 All Outright Waivers in effect expire at 5:00 pm ET

MAY

- 1 New waiver period begins
- 15 Earliest date Clubs may re-sign Major League players they released after September 12, 2020
- 31 First date that players on the 60-day Injured List may be reinstated, if permissible

JUNE

- 1 XX(B) "Retention Bonus" player may require release if not added to 26-man roster
- 16 First date Clubs may trade a XX(B) player without his consent

JULY

- 4 Start of the Closed Period - MLB Draft
- 11-13 2021 MLB Draft, Atlanta, GA
- 13 All-Star Game at Truist Park, Atlanta, GA
- 30 Trade deadline – 4:00 p.m. ET
- Waivers secured on or after May 1, 2021 expire at 5:00 p.m. ET
- 31 New waiver period begins

AUGUST

- 1 Signing deadline for Rule 4 drafted players – 5:00 pm ET
- 4 Forfeited Pick Lottery, if necessary
- 15 Last date to select player to avoid draft-excluded status
- 29 Unconditional Release waivers must be requested by 2:00 p.m.(ET) to avoid May 15, 2022 signing restriction
- 31 Post-season eligibility lists are established at 11:59 pm ET
- Secured Outright Waivers expire midnight tonight ET

SEPTEMBER

- 1 New Outright Waiver Period – secured waivers are good for seven days
- Active Major League player limit increased from 26 to 28
- 26 Last date to trade any Minor League UPC until end of championship season - Noon ET

OCTOBER

- 3 Last weekend date waivers will be processed until next spring training
- Last day of the 2021 championship season
- 4 All players on optional assignment must be recalled
- All players on the 7-day and 10-day Injured Lists must be reinstated
- Minor League UPC's may now be traded between Major League Clubs
- Injured players now may be assigned to the Minor Leagues until November 19, if permissible (provided no play-in game required)
- 4-15 Article XX(D) Free Agency period

TBD DATES (Based on the end of the World Series)

- 1st Day After Eligible XX(B) players become free agents
- First date players may be traded between Major League Clubs
- 4th Day After Last date to request waivers on draft-excluded players until next spring
- 5th Day After Last date to reinstate players from the Major League and Minor League 60-day Injured Lists
- Last date to outright potential Minor League free agent without Major League contract, if applicable
- Last date for former Club to tender qualifying offer to XX(B) players
- Domestic Minor League Player Limit Increases to 190 Players
- Minor League players become free agents at 5:00 p.m. ET, if applicable
- 15th Day After Last date for XX(B) players to accept qualifying offer from former Club

NOVEMBER

- 1 Registration Deadline
- 17 Last date to ask Outright Waivers on an injured player, if permissible
- 19 Last date to outright an injured player to the Minor Leagues, if applicable
- Reserve lists for all Major and Minor League levels filed by 6:00 pm ET

DECEMBER

- 1 Last date to request outright waivers to assign player prior to Rule 5 Draft, provided player does not need to be tendered
- Release of the 2021-2022 Registration List
- 2 Tender deadline
- 5 Last date to outright a player prior to the Rule 5 Draft
- 8 Major League Rule 5 Draft - Winter Meetings, Orlando, FL
- 15 End of 2020 - 2021 International Signing Period

THESE DATES WILL BE USED UNLESS OTHERWISE NOTIFIED



MIKE MADDUX

31

FULL NAME: Michael Ausley Maddux
BORN: Dayton, Ohio
DATE OF BIRTH: August 27, 1961
OPENING DAY AGE: 59 (Turns 60 on August 27)
UNIFORM NUMBERS WORN: 44 (1986-89), 54 (1990), 51 (1991-94, '98-99), 60 (1995), 19 (1996), 20 (1997), 36 (2000, 03-08), 51 (2016-17), 31 (2009-15, 2018-present)

PITCHING COACH



MADDUX — COMPLETE RECORD

Year	Club	W-L	ERA	G	GS	SV	IP	H	R	ER	BB	SO
1982	Bend	3-6	3.99	11	10	0	65.1	68	35	29	26	59
1983	Spartanburg	4-6	5.44	13	13	0	84.1	98	62	51	47	85
	Peninsula	8-4	3.62	14	14	0	99.1	92	46	40	35	78
	Reading	0-0	6.00	1	1	0	3.0	4	2	2	1	2
1984	Reading	3-12	5.04	20	19	0	116.0	143	82	65	49	77
	Portland	2-4	5.84	8	8	0	44.2	58	32	29	17	22
1985	Portland	9-12	5.31	27	26	0	166.0	195	106	98	51	96
1986	Portland	5-2	2.36	12	12	0	84.0	70	26	22	22	65
	Philadelphia	3-7	5.42	16	16	0	78.0	88	56	47	34	44
1987	Maine	6-6	4.35	18	16	0	103.1	116	58	50	26	71
	Philadelphia	2-0	2.65	7	2	0	17.0	17	5	5	5	15
1988	Maine	0-2	4.18	5	3	0	23.2	25	18	11	10	18
	Philadelphia	4-3	3.76	25	11	0	88.2	91	41	37	34	59
1989	Scranton/W-B	7-7	3.66	19	17	0	123.0	119	55	50	26	100
	Philadelphia	1-3	5.15	16	4	1	43.2	52	29	25	14	26
1990	Albuquerque	8-5	4.25	20	19	0	108.0	122	59	51	32	85
	Los Angeles (NL)	0-1	6.53	11	2	0	20.2	24	15	15	4	11
1991	San Diego	7-2	2.46	64	1	5	98.2	78	30	27	27	57
1992	San Diego	2-2	2.37	50	1	5	79.2	71	25	21	24	60
1993	New York (NL)	3-8	3.60	58	0	5	75.0	67	34	30	27	57
1994	New York (NL)	2-1	5.11	27	0	2	44.0	45	25	25	13	32
1995	Pittsburgh	1-0	9.00	8	0	0	9.0	14	9	9	3	4
	Boston	4-1	3.61	36	4	1	89.2	86	40	36	15	65
1996	Pawtucket	2-0	3.21	3	3	0	14.0	13	5	5	2	9
	Boston	3-2	4.48	23	7	0	64.1	76	37	32	27	32
1997	Tacoma	0-0	0.00	1	1	0	5.0	1	0	0	2	5
	Las Vegas	0-2	5.62	3	3	0	16.0	23	11	10	9	13
	Seattle	1-0	10.12	6	0	0	10.2	20	12	12	8	7
1998	Montreal	3-4	3.72	51	0	1	55.2	50	24	23	15	33
1999	San Bernardino	0-0	3.00	5	0	2	9.0	8	4	3	2	10
	Montreal	0-0	9.00	4	0	0	5.0	9	5	5	3	4
	Los Angeles	1-1	3.29	49	0	0	54.2	54	21	20	19	41
2000	Houston	2-2	6.26	21	0	0	27.1	31	20	19	12	17
MAJOR TOTALS		39-37	4.05	472	48	20	861.2	873	428	388	284	564



CAREER NOTES:

Mike Maddux is entering his fourth season as the Cardinals pitching coach, joining the club for the 2018 season after spending the previous two seasons (2016-17) serving in that role for the Washington Nationals.

In 2019, Cardinals pitchers finished 2nd in the National League in ERA (3.80), opponent batting average (.238) and home runs allowed (191). Rookie Dakota Hudson ranked 3rd in the N.L. with his 16 wins and Jack Flaherty put together one of the best second halves in Major League history, finishing 4th in the N.L. Cy Young voting.

In 2018, newly acquired pitcher Miles Mikolas went 18-4 in an All-Star season, including a perfect 10-0 road record becoming one of nine pitchers in MLB history to post an unblemished mark on the road with double-digit wins. His .818 winning percentage led all National League pitchers and was the best by a Cardinals pitcher since Kyle Lohse set the franchise record with an .842 win percentage in 2012.

In his two seasons with the Nationals, their pitchers posted a 3.69 ERA, including a 3.51 mark in 2016 that ranked 2nd in MLB. His starting staff struck out an NL single-season record 1,012 batters in 2017, surpassing their mark of 987 in 2016. In 2016, the Nationals relievers posted the best bullpen ERA in MLB at 3.35.

Maddux was also integral in the coaching of back-to-back National League Cy Young Award winner Max Scherzer in 2016-17.

Maddux, 59, went to Washington from the Texas Rangers where the Rangers had earned four postseason berths. From 2010-13, the Rangers were one of just five clubs (along with ATL, STL, OAK, and TB) to post four consecutive sub-4.00 team ERAs, accomplishing that feat for just the second time in Rangers history (six straight, 1974-79). Prior to Maddux's arrival, the Rangers had not posted an ERA lower than 4.00 since 1990. During his first five seasons with Texas (2009-13), their 3.94 team ERA was Texas' lowest ERA over a five-year span since 1981-85 (3.92) and in 2014, his staff ranked second in the American league with 17 shutouts, second-most in Texas history.

Maddux joined Texas after six years (2003-08) with the Brewers as pitching coach where he oversaw a Brewers staff that ranked second in the NL with a 3.85 ERA in 2008, the lowest mark by a Milwaukee club in 16 years, en-route to securing the Brewers' first postseason berth in 26 years.

He coached three seasons as the pitching coach for Houston's Double-A Round Rock from 2000-02. The Express made the Texas League playoffs all three seasons in which he was the pitching coach winning the league championship in 2000, crowned as co-champs in 2001 with Arkansas and lost in the semi-finals in 2002.

Maddux enjoyed a 15-year Major League playing career, going 39-37 with a 4.05 ERA in 472 games (48 starts) with Philadelphia (1986-89), Los Angeles (1990, 1999), San Diego (1991-92), New York Mets (1993-94), Pittsburgh (1995), Boston (1995-96), Seattle (1997), Montreal (1998-99), and Houston (2000). The right-hander appeared in the postseason with Boston in 1995, tossing 3.0 scoreless innings in two appearances vs. CLE in the American League Division Series.

"Mad Dog" is the older brother of 2014 National Baseball Hall of Fame inductee Greg Maddux. He played three years at the University of Texas-El Paso and graduated from Rancho (NV) High School in 1979. Mike and his wife, Lise, and daughters, Makayla and Lexie, reside in Westlake, Texas. Maddux is an avid hunter, golfer, and fisherman and he hit a pair of hole-in-ones in the same round on Oct. 14, 2019 at the Army-Navy course in Washington, D.C.

PROFESSIONAL COACHING CAREER

St. Louis Cardinals Pitching Coach.....	2018-21
Washington Nationals Pitching Coach	2016-17
Texas Rangers Pitching Coach	2009-15
Milwaukee Brewers Pitching Coach	2003-08
Round Rock (AA) Pitching Coach	2000-02

AWARDS & HONORS

American League Championship

- 2011: Texas
- 2010: Texas

Texas League Co-Championship

- 2001: Round Rock (AA)

Texas League Championship

- 2000: Round Rock (AA)

PLAYER

Pacific Coast League Championship

- 1990: Albuquerque (AAA)

MADDUX, MIKE



OLIVER MARMOL

37

FULL NAME: Oliver "Ollie" J. Marmol
BORN: Orlando, Florida
DATE OF BIRTH: July 2, 1986
OPENING DAY AGE: 34 (Turns 35 on July 2)
UNIFORM NUMBERS WORN: 37 (2018-present)

BENCH COACH

MARMOL — MANAGERIAL RECORD

Year	Club	League	Finish	W	L
2012	Johnson City	Appalachian (R)	2nd (West)	39	28
2013	State College	New York-Penn (SS-A)	1st (Pinckney)	48	27
2014	State College*	New York-Penn (SS-A)	1st (Pinckney)	48	28
2015	Palm Beach	Florida State (A)	2nd (South)	75	63
2016	Palm Beach	Florida State (A)	6th (South)	58	79
MINOR TOTALS				268	225

* League Champions

MARMOL — PLAYING RECORD

Year Team	AVG	G	AB	R	H	2B	3B	HR	RBI	SH	SF	HBP	BB	IBB	SO	SB	CS	GDP	SLG	OBP	E
2007 Batavia	.213	33	122	20	26	4	0	0	10	2	1	5	16	0	27	7	3	3	.246	.326	11
Quad Cities	.209	31	86	12	18	3	1	0	7	2	1	4	7	0	13	4	2	2	.267	.296	11
2008 Quad Cities	.195	47	154	19	30	7	1	0	12	3	0	6	10	0	40	12	3	3	.253	.271	14
Palm Beach	.180	44	122	16	22	5	1	1	14	2	0	3	8	0	29	10	0	1	.262	.248	11
2009 Palm Beach	.204	74	186	22	38	10	1	2	13	2	2	15	18	0	55	5	3	4	.301	.321	15
2010 Palm Beach	.221	33	104	19	23	9	0	2	12	1	2	7	12	0	33	4	2	1	.365	.336	1
MINOR TOTALS	.203	262	774	108	157	38	4	5	68	12	6	40	71	0	197	43	13	14	.282	.301	63

CAREER NOTES:

Oliver "Ollie" Marmol is entering his fifth season on the Cardinals Major League Coaching Staff and his third as Mike Schildt's Bench Coach after serving the previous two years as the First Base Coach.

In 2016, Marmol completed his second season as manager at Palm Beach and fifth year managing in the Cardinals organization. He piloted his teams to the postseason in four of his five years managing in the minor leagues.

In 2015, his first season managing at Palm Beach, the Cardinals reached the postseason for the first time since 2008, winning the Florida State League South Division second half before being eliminated in the first round. Prior to 2015, the last time Palm Beach had reached the FSL postseason, Marmol was playing second base for the squad.



In 2014, Marmol led the State College team to the New York-Penn League Championship, defeating Hudson Valley in two straight games when facing elimination, then defeated Tri-City for the crown. The Spikes posted 48 wins for the second consecutive season, a year after Marmol led State College to the best record in the New York-Penn League at 48-27. He was awarded the 2013 George Kissell Award as voted on by his coaching peers in the Cardinals organization.

The former Cardinals minor league infielder has skippered his teams to a combined 268-225 record (.544), averaging 45 wins per season during his years with short-season clubs. He led the 2012 Johnson City squad to a 39-28 record and a playoff appearance in his first season as a manager. Marmol began his coaching career in 2011 as the hitting coach at the Gulf Coast League level under manager Steve Turco.

Marmol spent four years playing in the Cardinals system, finishing his career with the Palm Beach Cardinals in 2010. Marmol was originally drafted by the Pittsburgh Pirates in 2004 out of Dr. Phillips High School in Orlando, Fla., but decided to forego professional ball to attend college, where he batted .327 over three seasons at the College of Charleston. He was drafted out of college in the sixth round of the 2007 June First-Year Player Draft by St. Louis.

Marmol, 34, resides in Jupiter, Fla. in the off-season with his wife, Amber, and their daughters Riley (9/15/17) and Kylie (8/29/19).


PROFESSIONAL COACHING CAREER

St. Louis Cardinals Bench Coach	2019-21
St. Louis Cardinals First Base Coach.....	2017-18
Palm Beach (A) Manager	2015-16
State College (SS-A) Manager	2013-14
Johnson City (R) Manager.....	2012
Gulf Coast League Cardinals (R) Hitting Coach	2011

AWARDS & HONORS

George Kissell Award
2013: State College (SS-A)

New York-Penn League Championship
2014: State College (SS-A)



WILLIE McGEE

51

FULL NAME: Willie Dean McGee
BORN: San Francisco, California
DATE OF BIRTH: November 2, 1958
OPENING DAY AGE: 62
UNIFORM NUMBERS WORN: 51 (1982-present)

COACH

McGEE — COMPLETE RECORD

Year	Team	AVG	G	AB	R	H	2B	3B	HR	RBI	SH	SF	HBP	BB	IBB	SO	SB	CS	GDP	SLG	OBP	E
1977	Oneonta	.236	65	225	31	53	4	3	2	22	3	2	2	13	-	65	13	4	-	.307	.281	10
1978	Fort Lauderdale	.251	124	423	62	106	6	6	0	37	8	2	2	50	-	78	25	8	-	.293	.331	9
1979	West Haven	.243	49	115	21	28	3	1	1	8	3	0	1	13	-	17	7	1	-	.313	.326	3
	Fort Lauderdale	.318	46	176	25	56	8	3	1	18	2	0	0	17	-	34	16	4	-	.415	.378	2
1980	Nashville	.283	78	223	35	63	4	5	1	22	4	1	2	19	-	39	7	8	-	.359	.343	6
1981	Nashville	.322	100	388	77	125	20	5	7	63	6	4	1	24	1	46	24	7	-	.454	.360	6
1982	ST. LOUIS	.296	123	422	43	125	12	8	4	56	2	1	2	12	2	58	24	12	9	.391	.318	11
1982	Louisville	.291	13	55	11	16	2	2	1	3	1	0	0	2	0	7	5	1	-	.455	.316	1
1983	ST. LOUIS	.286	147	601	75	172	22	8	5	75	1	3	0	26	2	98	39	8	8	.374	.314	5
	Arkansas#	.276	7	29	5	8	1	1	0	2	0	0	0	4	1	6	1	0	-	.379	.364	0
1984	ST. LOUIS	.291	145	571	82	166	19	11	6	50	0	3	1	29	2	80	43	10	12	.394	.325	6
1985	ST. LOUIS	*.353	152	612	114	*216	26	*18	10	82	1	5	0	34	2	86	56	16	3	.503	.384	9
1986	ST. LOUIS	.256	124	497	65	127	22	7	7	48	0	4	1	37	7	82	19	16	8	.370	.306	3
1987	ST. LOUIS	.285	153	620	76	177	37	11	11	105	1	5	2	24	5	90	16	4	*24	.434	.312	7
1988	ST. LOUIS	.292	137	562	73	164	24	6	3	50	2	3	1	32	5	84	41	6	10	.372	.329	9
1989	ST. LOUIS	.236	58	199	23	47	10	2	3	17	0	1	1	10	0	34	8	6	2	.352	.275	3
	Louisville#	.407	8	27	5	11	4	0	0	4	0	2	0	3	1	4	3	0	-	.556	.438	1
1990	ST. LOUIS	*.335	125	501	76	168	32	5	3	62	0	2	1	38	6	86	28	9	9	.437	.382	16
	Oakland	.274	29	113	23	31	3	2	0	15	0	0	0	10	0	18	3	0	4	.336	.333	1
1991	San Francisco	.312	131	497	67	155	30	3	4	43	8	2	2	34	3	74	17	9	11	.408	.357	6
	Phoenix#	.500	4	10	4	5	1	0	0	1	0	0	0	3	0	1	2	0	0	.600	.615	1
1992	San Francisco	.297	138	474	56	141	20	2	1	36	5	1	1	29	3	88	13	4	7	.354	.339	6
1993	San Francisco	.301	130	475	53	143	28	1	4	46	3	2	1	38	7	67	10	9	12	.389	.353	5
1994	San Francisco	.282	45	156	19	44	3	0	5	23	1	4	0	15	2	24	3	0	8	.397	.337	1
1995	Boston	.285	67	200	32	57	11	3	2	15	5	3	0	9	0	41	5	2	5	.400	.311	3
	Pawtucket	.476	5	21	9	10	0	0	0	2	0	0	0	0	0	4	2	0	0	.476	.476	1
1996	ST. LOUIS	.307	123	309	52	95	15	2	5	41	1	1	2	18	2	60	5	2	8	.417	.348	5
1997	ST. LOUIS	.300	122	300	29	90	19	4	3	38	0	1	0	22	2	59	8	2	6	.420	.347	2
1998	ST. LOUIS	.253	120	269	27	68	10	1	3	34	0	3	0	14	5	49	7	2	6	.331	.287	7
1999	ST. LOUIS	.251	132	271	25	68	7	0	0	20	0	2	0	17	3	60	7	4	5	.277	.293	3
MAJOR TOTALS		.295	2201	7649	1010	2254	350	94	79	856	30	46	15	448	58	1238	352	121	157	.396	.333	108

*Led league # Injury Rehabilitation Assignment



CAREER NOTES:

Willie McGee returns to the Cardinals Major League coaching staff for his fourth season and is responsible for a variety of areas including outfield play, base running and hitting. Prior to 2018, McGee spent several seasons serving as a Special Assistant to the GM, assisting with instruction at both the Major and Minor League levels.

McGee, 62, is a decorated member of the Cardinals organization, a beloved figure among Cardinals fans and a member of the St. Louis Cardinals Hall of Fame (inducted in 2014).

McGee, who came to the Cardinals organization in October of 1981 in a trade with the New York Yankees for pitcher Bob Sykes, emerged on the national scene in 1982 when he starred during the World Series with his spectacular catches and a pair of key homers that helped the Redbirds to their first World Championship since 1967.

As a key member of the Redbirds during the "Whitey Ball" era, McGee helped the Cardinals to two additional World Series appearances in 1985 and 1987 and in 1985 he became the first Cardinal voted the National League's Most Valuable Player since 1979 (Keith Hernandez), leading the Senior Circuit with his .353 batting average, 216 hits and 18 triples. His .353 batting mark and 216 hits from 1985 still stand as the Cardinals single-season records for a switch-hitter.

A four-time All-Star (1983, 1985, 1987, 1988), the fleet-footed McGee posted a career batting mark of .295 with 352 steals and 94 triples in 18 seasons with St. Louis (1981-90 & 1996-99), Oakland (1990), San Francisco (1991-94) and Boston (1995). He currently ranks among Cardinals all-time top-10 leaders in stolen bases (301-4th), triples (83-7th) and pinch-hits (59-3rd).

In July of 1990, McGee was traded to the Oakland Athletics and helped them to the American League Championship. That year he became the first player in Major League history to win a batting title (.335) in one league after having been traded to a team in the other league. After stints in San Francisco and Boston, Willie returned to St. Louis in 1996 and helped the Cardinals to the N.L. Central title before retiring after the 1999 season.

McGee won *Rawlings* Gold Glove awards for defensive excellence in 1983, 1985 and 1986 and was a National League Silver Slugger recipient in 1985.

A 1976 graduate of Harry Ellis High School in Richmond, Calif., McGee and his wife, Vivian, have five children, Nanuashika, Jessica, Whitney, Virginia, William, and eight grandchildren.

PROFESSIONAL COACHING CAREER

St. Louis Cardinals Coach.....2018-21

AWARDS & HONORS

National League Most Valuable Player

1985: St. Louis

National League All-Star

1983: St. Louis

1985: St. Louis

1987: St. Louis

1988: St. Louis

Rawlings Gold Glove Recipient

1983: St. Louis (OF)

1985: St. Louis (OF)

1986: St. Louis (OF)

Louisville Slugger Silver Slugger Award

1985: St. Louis (OF)

World Series Championship

1982: St. Louis

National League Championship

1985: St. Louis

1987: St. Louis

American League Championship

1990: Oakland

National League Batting Title

1985: St. Louis

1990: St. Louis



RON "POP" WARNER

75

FULL NAME: Ronald Michael Warner
BORN: Alhambra, California
DATE OF BIRTH: December 2, 1968
OPENING DAY AGE: 52
UNIFORM NUMBERS WORN: 75 (2017-present)

THIRD BASE COACH

WARNER — MANAGERIAL RECORD

Year	Club	League	Finish	W	L
2003	Johnson City	Appalachian (R)	4th (West)	27	36
2005	Palm Beach	Florida State (A)	3rd (East)*	69	71
2006	Palm Beach	Florida State (A)	1st (East)	75	60
2007	Springfield	Texas (AA)	1st (North)	73	63
2008	Springfield	Texas (AA)	1st (North)	76	64
2009	Springfield	Texas (AA)	3rd (North)	71	69
2010	Springfield	Texas (AA)	2nd (North)	76	64
2011	Springfield	Texas (AA)	4th (North)	62	77
2012	Memphis	Pacific Coast (AAA)	3rd (American North)	57	87
2013	Memphis	Pacific Coast (AAA)	3rd (American North)	69	75
2014	Memphis	Pacific Coast (AAA)	1st (American South)	79	64
MINOR TOTALS				734	730

* League Champions

WARNER — PLAYING RECORD

Year	Club	LG	AVG	G	AB	R	H	2B	3B	HR	RBI	BB	SO	SB
1991	Hamilton	NYPL	.301	71	219	31	66	11	3	1	20	28	43	9
1992	Savannah	SAL	.219	85	242	30	53	8	1	0	12	29	63	2
1993	St. Petersburg	FSL	.289	103	311	42	90	8	3	4	37	31	39	5
1994	Arkansas	Tex	.240	95	233	28	56	14	1	4	25	39	57	1
1995	Arkansas	Tex	.245	47	98	9	24	3	0	0	8	16	15	0
1996	Arkansas	Tex	.300	84	233	36	70	22	4	6	39	38	25	5
1997	Louisville	AA	.232	101	276	43	64	16	0	7	30	42	45	4
1998	Memphis	PCL	.270	116	370	57	100	29	1	7	38	42	68	3
1999	Memphis	PCL	.290	90	245	35	71	14	1	11	33	32	70	8
MINOR TOTALS			.267	792	2227	311	594	125	14	40	242	297	425	37



CAREER NOTES:

Warner enters his 31st season in the Cardinals organization and his third on the Opening Day Major League coaching staff as the third base coach. The 2021 season marks his fifth-straight year in some capacity on the Major League staff with two prior seasons (2017-18) being transferred onto the Major League coaching staff midway through the season following coaching transactions.

Warner has 11 years of managerial experience in the Cardinals organization, most recently as the manager of triple-A Memphis (2012-14) with double-A Springfield (2007-11) and high-A Palm Beach (2005-06) also under his tutelage. In 2003, his managerial career began with the rookie league Johnson City Cardinals of the short-season Appalachian League.

In 2005, Warner managed the Palm Beach Cardinals to the Florida State League playoffs, where the squad knocked off the Vero Beach Dodgers in three games (2-1) before winning the league championship in five games (3-2) over the heavily favored Lakeland Tigers. The resilient Palm Beach squad took the title game with home runs in the 9th and 10th innings tying and taking the lead on the road. Warner was named the 2005 George Kissell Award winner by his peers following his efforts.

Warner guided his teams to the postseason in five of his first eight years and 6-of-11 overall. His minor league managerial record stands at 734-730 (.501).

His coaching career began in 2000 serving as the batting practice pitcher for the St. Louis Cardinals before moving on to take a coaching role for double-A New Haven in 2001. In 2002-03, Warner was the hitting coach for short-season New Jersey (A) and then held the same post with single-A Peoria in 2004.

Following his days as a minor league manager, Warner took roles as the team's Minor League Infield Coordinator (2015-16) and then Assistant Field Coordinator (2017-18).

Originally a 17th round draft pick (441st overall) by the St. Louis Cardinals in 1991 out of the University of Wyoming baseball program, Warner played nine years in the Cardinals minor leagues covering 792 career games. He batted .267 with 40 home runs and 242 RBI playing a myriad of positions including all infield spots, outfield and made three relief appearances as a pitcher. He played in 238 games as a shortstop, his most at any position.

Warner, 52, resides in St. Charles, Mo., with his wife Laura, sons, Colin Michael (1/9/04) and Benjamin Anthony (1/25/10) and daughter Callie Marie (10/2/11). He wears uniform No. 75 to honor the late Darryl Kile (flipping the 5-and-7), as the Cardinals have not issued uniform No. 57 since Kile's untimely death in 2002.

PROFESSIONAL COACHING CAREER

St. Louis Cardinals Third Base Coach	2019-21
St. Louis Cardinals Interim Bench Coach	2018
Cardinals Assistant Field Coordinator	2017
St. Louis Cardinals Interim Coach	2017
Cardinals Minor League Infield Coordinator	2017
Memphis (AAA) Manager	2012-14
Springfield (AA) Manager	2007-11
Palm Beach (A) Manager	2005-06
Peoria (A) Hitting Coach	2004
Johnson City (R) Manager	2003
New Jersey (SS-A) Hitting Coach	2002
New Haven (AA) Coach	2001
St. Louis Cardinals Batting Practice Pitcher	2000

AWARDS & HONORS

George Kissell Award
2005: Palm Beach (A)

Florida State League Manager of the Year
2006: Palm Beach (A)

Florida State League Championship
2005: Palm Beach (A)



COACHES



DUSTY BLAKE
PITCHING STRATEGIST (90)

Dusty Blake, 39, is entering his first season with the Cardinals organization in 2021. In his role, he works closely with the Major League coaching staff, video team and pitchers.

Before joining the Cardinals, Blake had spent the previous three seasons (2018-20) as pitching coach for the Duke University Blue Devils, where he handled the team's pitching staff in addition to managing scouting reports.

While at Duke, Blake's pitching staff set a school record in 2020 for consecutive scoreless innings (37) and had the program's first ever perfect game. The 2020 staff led the Atlantic Coast Conference in ERA, fewest walks and best strikeout/walk ratio, while also leading the nation in shutouts. Blue Devils pitcher Bryce Jarvis was the highest drafted (1st round -18th overall) player in Duke baseball history this past June. In 2018 and 2019, the team's pitchers set school records for strikeouts, ranking 14th in the nation in 2019.

Before his stint at Duke, Blake served as Head Coach and Associate Athletic Director at Pfeiffer University (NC) from 2013-17, where he led the NCAA Division II Falcons to back-to-back winning seasons in 2014-15 for the first time since 2003-04. Blake has also coached at USC Upstate (2012), Wofford College (2008-11), Catawba College (2006-07) and in the Coastal Plain League (summer ball). He also served as pitching coach and outfield coach at Pfeiffer (2005)

Blake is a graduate of Appalachian State University where he also pitched for the Mountaineers from 1999-2003. A native of Candor, NC, Blake resides in Boiling Springs, SC with his wife, Amy, and daughter, Mia. He's enjoyed a long-standing association with Mike Shildt's Baseball for Life charity over the years.



PATRICK ELKINS
RUN PRODUCTION COACH (88)

Patrick "Packy" Elkins enters his 11th season in the Cardinals organization and his second as a member of the Major League coaching staff. His duties involve splitting time as a uniformed coach pregame, working with hitters alongside Jeff Albert and Jobel Jiménez, while also developing advanced scouting.

Prior to his moving into his current role, Elkins worked five years as a Major League Pro Scout in the Cardinals organization and as a 4th Coach in 2014, where he joined Manager Mike Shildt's staff in Double-A Springfield.

Elkins played four years of college baseball at Belmont University in Nashville, Tenn., where he graduated with a Marketing degree in 2010. He was later selected by St. Louis in the 37th round of that season's First-Year Player Draft. The infielder played the 2010 season under Shildt in Johnson City, 2011 in Quad Cities, and 2012 in Palm Beach with Jeff Albert as his hitting coach.

Elkins resides in Raleigh, N.C. with his wife, Brittany, daughter, Annie (4), and son, Joseph (2).

DIACRITICS

Génesis Cabrera

Junior Fernández

Jobel Jiménez

Kwang Hyun Kim (no hyphen)

Carlos Martínez

Johan Oviedo (no accent marks)

Delvin Pérez

Johan Quezada (no accent marks)

Angel Rondón

José Rondón

Ali Sánchez

Edmundo Sosa (no accent marks)



ADAM OLSEN
DIRECTOR OF
MEDICAL OPERATIONS/
HEAD ATHLETIC TRAINER



CHRIS CONROY
ASSISTANT
ATHLETIC TRAINER



JEREMY CLIPPERTON
ASSISTANT
ATHLETIC TRAINER



THOMAS KNOX
ASSISTANT DIRECTOR,
PERFORMANCE



JAMIE POGUE (94)
BULLPEN CATCHER/
CATCHING INSTRUCTOR



**KLEINGER
TERAN (76)**
BULLPEN CATCHER



LANCE THOMASON
STRENGTH AND
CONDITIONING COACH



JASON SHUTT
PERFORMANCE SPECIALIST
PHYSICAL THERAPIST

COACHES

PRONUNCIATIONS

Name	Pronunciation
Nolan Arenado	ar-eh-NAH-doh
Harrison BaderBAY-der
Génesis Cabrera	hen-e-sis
Connor Capel	KAY-pel
Jesus Cruzhey-zues
Paul DeJong	de-YOUNG
Giovanny Gallegos	GUY-eh-gohse
Ivan Herrera	ee-VAHN
Jobel Jiménez	JOE-bell
Kwang Hyun Kim	kwong yunn kim
Andrew KniznerKIZZ-ner
Evan Kruczynski	KRU-zin-ski
Matthew LiberatoreLIBB-er-uh-tore

Name	Pronunciation
Yadier Molina	yah-dee-AIR
John Mozeliak	Mo-zay-lock
Miles Mikolas	MY-koh-lahs
Lars Nootbaar	NUTE-bahr
Johan Oviedo	oh-vee-YAY-doh
Pedro Pages	pah-hez
Daniel Ponce de Leonponce-day-lee-ohn
Roel RamirezRO-ell
Angel Rondón	Ahn-hell ron-DOHN
Jose Rondón	ron-DOHN
Mike Shildt	pronounced like "quilt"
Matt SzczurSEE-zur
Justin Toernerturner



2021 ST. LOUIS CARDINALS ROSTER

MANAGER: Mike Shildt (8)

COACHES: Jeff Albert (54), Stubby Clapp (82), Bryan Eversgerd (72) Jobel Jiménez (58), Mike Maddux (31), ,
Oliver Marmol (37) Willie McGee (51), Ron "Pop" Warner (75), Jamie Pogue (94), Kleininger Teran (76),
Patrick Elkins (88), Dusty Blake (90)

No.	Pitchers (22)	B	T	Ht.	Wt.	B-Date	Place of Birth	Residence
92	CABRERA, GÉNESIS	L	L	6-2	195	10/10/96	Santo Domingo, DR	Santo Domingo, DR
61	ELLEDGE, SETH	R	R	6-3	230	5/20/96	Dallas, TX	Frisco, TX
44	FERNÁNDEZ, JUNIOR	R	R	6-3	205	3/2/97	Santo Domingo, DR	Port St. Lucie, FL
22	FLAHERTY, JACK	R	R	6-4	225	10/15/95	Burbank, CA	Sherman Oaks, CA
65	GALLEGOS, GIOVANNY	R	R	6-2	215	8/14/91	Ciudad Obregón, MEX	Ciudad Obregón, MEX
53	GANT, JOHN	R	R	6-4	200	8/6/92	Savannah, GA	Wesley Chapel, FL
56	HELSEY, RYAN	R	R	6-2	230	7/18/94	Talequah, OK	Cookson, OK
12	HICKS, JORDAN	R	R	6-2	215	9/6/96	Houston, TX	Houston, TX
43	HUDSON, DAKOTA	R	R	6-5	215	9/15/94	Dunlap, TN	Leawood, KS
33	KIM, KWANG HYUN	L	L	6-2	205	7/22/88	Seoul, South Korea	Incheon, South Korea
18	MARTÍNEZ, CARLOS	R	R	6-0	210	9/21/91	Puerto Plata, DR	Puerto Plata, DR
39	MIKOLAS, MILES	R	R	6-4	230	8/23/88	Jupiter, FL	Jupiter, FL
21	MILLER, ANDREW	L	L	6-7	205	5/21/85	Gainesville, FL	Tampa, FL
59	OVIDEO, JOHAN	R	R	6-6	255	3/2/98	Havana, Cuba	Port-au-Prince, Haiti
32	PONCE DE LEON, DANIEL	R	R	6-3	195	1/16/92	Anaheim, CA	New Smyrna Beach, FL
49	QUEZADA, JOHAN	R	R	6-9	260	8/25/94	Santo Domingo, DR	Santo Domingo, DR
29	REYES, ALEX	R	R	6-4	230	8/29/94	Elizabeth, NJ	Fort Lauderdale, FL
55	RONDÓN, ANGEL	R	R	6-1	210	12/1/97	Higüey, DR	Higüey, DR
50	WAINWRIGHT, ADAM	R	R	6-7	230	8/30/81	Brunswick, GA	St. Simon's Island, GA
30	WEBB, TYLER	L	L	6-5	240	7/20/90	Nassawadox, VA	Columbia, SC
38	WHITLEY, KODI	R	R	6-3	230	2/21/95	Clayton, NC	Clayton, NC
40	WOODFORD, JAKE	R	R	6-4	210	10/28/96	St. Petersburg, FL	Tampa, FL

No.	Catchers (4)	B	T	Ht.	Wt.	B-Date	Place of Birth	Residence
7	KNIZNER, ANDREW	R	R	6-1	225	2/3/95	Glen Allen, VA	Raleigh, NC
47	HERRERA, IVAN	R	R	5-11	225	6/1/00	Panama City, PAN	Panama City, PAN
4	MOLINA, YADIER	R	R	5-11	230	7/13/82	Bayamon, PR	Jupiter, FL
41	SÁNCHEZ, ALI	R	R	6-1	200	1/20/97	Carora, VEN	Carora, VEN

No.	Infielders (7)	B	T	Ht.	Wt.	B-Date	Place of Birth	Residence
28	ARENADO, NOLAN	R	R	6-2	215	4/16/91	Newport Beach, CA	San Clemente, CA
13	CARPENTER, MATT	L	R	6-4	210	11/26/85	Galveston, TX	Fort Worth, TX
11	DEJONG, PAUL	R	R	6-0	205	8/2/93	Orlando, FL	Hazelhurst, WI
19	EDMAN, TOMMY	S	R	5-10	185	5/9/95	San Diego, CA	San Diego, CA
46	GOLDSCHMIDT, PAUL	R	R	6-3	220	9/10/87	Wilmington, DE	Jupiter, FL
34	NOGOWSKI, JOHN	R	L	6-0	245	1/5/93	Port Huron, MI	Tallahassee, FL
63	SOSA, EDMUNDO	R	R	6-0	225	3/6/96	Panama City, PAN	Panama City, PAN

No.	Outfielders (6)	B	T	Ht.	Wt.	B-Date	Place of Birth	Residence
48	BADER, HARRISON	R	R	6-0	210	6/3/94	Bronxville, NY	Miami, FL
3	CARLSON, DYLAN	S	L	6-2	200	10/23/98	Elk Grove, CA	Elk Grove, CA
0	DEAN, AUSTIN	R	R	6-2	210	10/14/93	Spring, TX	Spring, TX
27	O'NEILL, TYLER	R	R	5-11	200	6/22/95	Burnaby, BC, CAN	Burnaby, BC, CAN
35	THOMAS, LANE	R	R	6-0	190	8/23/95	Knoxville, TN	Knoxville, TN
26	WILLIAMS, JUSTIN	L	R	6-1	215	8/20/95	Houma, LA	Houma, LA

ROSTER



DIRECTOR, MEDICAL OPERATIONS: Adam Olsen

DIRECTOR, TEAM TRAVEL: Ernie Moore

ASSISTANT ATHLETIC TRAINERS: Chris Conroy, Jeremy Clipperton

HEAD CLUBHOUSE MANAGER: Mark Walsh

PHYSICAL THERAPIST/PERFORMANCE: Thomas Knox, Jason Shutt

DIRECTOR OF COMMUNICATIONS: Brian Bartow

STRENGTH/CONDITIONING COACH: Lance Thomason

SPANISH INTERPRETER: Antonio Mujica

HEAD PHYSICIAN: Dr. George Paletta

KOREAN INTERPRETER: Choi "Craig" Yonsei

2020 Club	W-L	ERA	G	GS	CG	SHO	SV	IP	H	R	ER	BB	SO	MLServ
ST. LOUIS	4-1	2.42	19	0	0	0	1	22.1	10	9	6	16	32	1.040
ST. LOUIS	1-0	4.63	12	0	0	0	0	11.2	11	6	6	8	14	0.113
ST. LOUIS	0-0	18.00	3	0	0	0	0	3.0	6	6	6	2	2	1.005
ST. LOUIS	4-3	4.91	9	9	0	0	0	40.1	33	22	22	16	49	3.006
ST. LOUIS	2-2	3.60	16	0	0	0	4	15.0	9	6	6	4	21	2.085
ST. LOUIS	0-3	2.40	17	0	0	0	0	15.0	9	6	4	7	18	4.004
ST. LOUIS	1-1	5.25	12	0	0	0	1	12.0	8	8	7	8	10	1.105
DNP	-	-	-	-	-	-	-	-	-	-	-	-	-	3.000
ST. LOUIS	3-2	2.77	8	8	0	0	0	39.0	24	13	12	15	31	2.066
ST. LOUIS	3-0	1.62	8	7	0	0	1	39.0	28	9	7	12	24	1.000
ST. LOUIS	0-3	9.90	5	5	0	0	0	20.0	32	26	22	10	17	7.073
DNP	-	-	-	-	-	-	-	-	-	-	-	-	-	4.037
ST. LOUIS	1-1	2.77	16	0	0	0	4	13.0	9	4	4	5	16	12.062
ST. LOUIS	0-3	5.47	5	5	0	0	0	24.2	24	18	15	10	16	0.099
ST. LOUIS	1-3	4.96	9	8	0	0	0	32.2	23	18	18	20	45	1.086
Miami	0-0	9.00	3	0	0	0	0	3.0	4	3	3	1	2	0.019
ST. LOUIS	2-1	3.20	15	1	0	0	1	19.2	14	10	7	14	27	3.056
DNP	-	-	-	-	-	-	-	-	-	-	-	-	-	0.000
ST. LOUIS	5-3	3.15	10	10	2	0	0	65.2	54	25	23	15	54	15.027
ST. LOUIS	1-1	2.08	21	0	0	0	1	21.2	17	5	5	7	19	2.076
ST. LOUIS	0-0	1.93	4	0	0	0	0	4.2	2	1	1	1	5	1.000
ST. LOUIS	1-0	5.57	12	1	0	0	0	21.0	20	13	13	5	16	1.000

2020 Club	AVG.	G	AB	R	H	2B	3B	HR	RBI	BB	SO	SB	MLServ
ST. LOUIS	.250	8	16	1	4	1	0	0	4	0	5	0	1.021
DNP	-	-	-	-	-	-	-	-	-	-	-	-	0.000
ST. LOUIS	.262	42	145	12	38	2	0	4	16	6	21	9	16.123
New York Mets	.111	5	9	0	1	0	0	0	0	1	3	0	0.047

2020 Club	AVG.	G	AB	R	H	2B	3B	HR	RBI	BB	SO	SB	MLServ
Colorado	.253	48	182	23	46	9	0	8	26	15	20	0	7.155
ST. LOUIS	.186	50	140	22	26	6	0	4	24	23	48	0	9.012
ST. LOUIS	.250	45	152	17	38	6	0	3	25	17	50	1	3.127
ST. LOUIS	.250	55	204	29	51	7	1	5	26	16	48	2	1.114
ST. LOUIS	.304	58	191	31	58	13	0	6	21	37	43	1	9.059
ST. LOUIS	.250	1	4	0	1	0	0	0	0	0	1	0	0.017
DNP	-	-	-	-	-	-	-	-	-	-	-	-	0.140

2020 Club	AVG.	G	AB	R	H	2B	3B	HR	RBI	BB	SO	SB	MLServ
ST. LOUIS	.226	50	106	21	24	7	2	4	11	13	40	3	3.030
ST. LOUIS	.200	35	110	11	22	7	1	3	16	8	35	1	0.104
ST. LOUIS	.250	3	4	1	1	1	0	0	0	3	2	0	1.124
ST. LOUIS	.173	50	139	20	24	5	0	7	19	15	43	3	2.059
ST. LOUIS	.200	18	36	5	4	2	0	1	2	4	13	0	1.068
ST. LOUIS	.200	3	5	0	1	0	0	0	0	1	2	0	0.058

ROSTER



NON-ROSTER INVITEES

No.	Pitchers (11)	B	T	Ht.	Wt.	B-Date	Place of Birth	Residence
60	CRUZ, JESÚS	R	R	6-1	225	4/15/95	Salinas de Hidalgo, MEX	Salinas de Hidalgo, MEX
78	JONES, CONNOR	R	R	6-3	225	10/10/94	Hartford, CT	Chesapeake, VA
59	KRUCZYNSKI, EVAN	L	L	6-5	205	3/15/95	Franklin, WI	Franklin, WI
52	LIBERATORE, MATTHEW	L	L	6-3	195	11/6/99	Peoria, AZ	Punta Gorda, FL
74	PARSONS, TOMMY	R	R	6-4	205	9/1/95	Columbus, OH	New Albany, OH
77	RAMIREZ, ROEL	R	R	6-1	220	5/26/95	Laredo, TX	Laredo, TX
80	ROBERTS, GRIFFIN	R	R	6-3	210	6/13/96	Midlothian, VA	Hartfield, VA
57	THOMPSON, ZACK	L	L	6-2	225	10/28/97	Selma, IN	St. Pete Beach, FL
86	WARNER, AUSTIN	L	L	5-11	195	6/27/94	Louisville, KY	Louisville, KY
84	WILLIAMS, GARRETT	L	L	6-1	220	9/15/94	Lubbock, TX	Lubbock, TX

No.	Catchers (5)	B	T	Ht.	Wt.	B-Date	Place of Birth	Residence
98	ANTONINI, AARON	L	R	6-0	208	7/27/98	Caracas, VEN	Hollywood, FL
66	HEINEMAN, TYLER	S	R	5-10	208	6/19/91	Pacific Palisades, CA	Pacific Palisades, CA
73	ORTEGA, DENNIS	R	R	6-3	240	6/11/97	Valencia, VEN	Valencia, VEN
99	PAGES, PEDRO	R	R	6-1	255	9/17/98	Maracay, VEN	Doral, FL
71	SOTO, CARLOS	L	R	6-1	225	4/27/99	Los Mochis, MEX	Los Mochis, MEX

No.	Infielders (7)	B	T	Ht.	Wt.	B-Date	Place of Birth	Residence
79	BAKER, LUKEN	R	R	6-4	285	3/10/97	Houston, TX	Spring, TX
68	GORMAN, NOLAN	L	R	6-1	215	5/10/00	Phoenix, AZ	Pompano Beach
70	MENDOZA, EVAN	R	R	6-2	200	6/28/96	Sarasota, FL	Sarasota, FL
67	MOROFF, MAX	S	R	5-10	191	5/13/93	Winter Park, FL	Winter Park, FL
95	PÉREZ, DELVIN	R	R	6-3	195	11/24/98	San Juan, PR	Loiza, PR
81	ROBERTSON, KRAMER	R	R	5-10	175	9/20/94	Ruston, LA	McGregor, TX
64	RONDÓN, JOSÉ	R	R	6-1	200	3/3/94	Villa de Cura, VEN	Villa de Cura, VEN

No.	Outfielders (4)	B	T	Ht.	Wt.	B-Date	Place of Birth	Residence
90	CAPEL, CONNER	L	L	6-0	195	5/19/97	Katy, TX	Katy, TX
87	HURST, SCOTT	L	R	5-10	170	3/25/96	Glendora, CA	Glendora, CA
91	NOOTBAAR, LARS	L	R	6-2	215	9/8/97	El Segundo, CA	El Segundo, CA
36	SZCZUR, MATT	R	R	6-0	185	7/20/89	Cape May, NJ	Cape May, NJ
89	TOERNER, JUSTIN	L	L	5-11	185	8/11/96	Scottsdale, AZ	Temecula, CA



2020 Club	W-L	ERA	G	GS	CG	SHO	SV	IP	H	R	ER	BB	SO	MLServ
ST. LOUIS	0-0	18.00	1	0	0	0	0	1.0	3	2	2	1	2	0.019
DNP	-	-	-	-	-	-	-	-	-	-	-	-	-	0.000
DNP	-	-	-	-	-	-	-	-	-	-	-	-	-	0.000
DNP	-	-	-	-	-	-	-	-	-	-	-	-	-	0.000
DNP	-	-	-	-	-	-	-	-	-	-	-	-	-	0.000
ST. LOUIS	0-0	81.00	1	0	0	0	0	0.2	6	6	6	1	1	0.033
DNP	-	-	-	-	-	-	-	-	-	-	-	-	-	0.000
DNP	-	-	-	-	-	-	-	-	-	-	-	-	-	0.000
DNP	-	-	-	-	-	-	-	-	-	-	-	-	-	0.000
DNP	-	-	-	-	-	-	-	-	-	-	-	-	-	0.000

2020 Club	AVG.	G	AB	R	H	2B	3B	HR	RBI	BB	SO	SB	MLServ
DNP	-	-	-	-	-	-	-	-	-	-	-	-	0.000
DNP	-	-	-	-	-	-	-	-	-	-	-	-	0.000
DNP	-	-	-	-	-	-	-	-	-	-	-	-	0.000
DNP	-	-	-	-	-	-	-	-	-	-	-	-	0.000
DNP	-	-	-	-	-	-	-	-	-	-	-	-	0.000

2020 Club	AVG.	G	AB	R	H	2B	3B	HR	RBI	BB	SO	SB	MLServ
DNP	-	-	-	-	-	-	-	-	-	-	-	-	0.000
DNP	-	-	-	-	-	-	-	-	-	-	-	-	0.000
DNP	-	-	-	-	-	-	-	-	-	-	-	-	0.000
DNP	-	-	-	-	-	-	-	-	-	-	-	-	1.053
DNP	-	-	-	-	-	-	-	-	-	-	-	-	0.000
DNP	-	-	-	-	-	-	-	-	-	-	-	-	0.000
DNP	-	-	-	-	-	-	-	-	-	-	-	-	0.000

2020 Club	AVG.	G	AB	R	H	2B	3B	HR	RBI	BB	SO	SB	MLServ
Texas (Ind.)	.200	27	85	9	17	3	1	1	6	8	25	3	0.000
DNP	-	-	-	-	-	-	-	-	-	-	-	-	0.000
DNP	-	-	-	-	-	-	-	-	-	-	-	-	0.000
DNP	-	-	-	-	-	-	-	-	-	-	-	-	3.064
DNP	-	-	-	-	-	-	-	-	-	-	-	-	0.000

ROSTER



MILESTONES

NOLAN ARENADO needs

- 15 HR for 250
- 38 doubles for 300
- 101 runs for 750

MATT CARPENTER needs

- 45 RBI for 600
- 10 doubles for 300
- 36 walks for 700
- 4 home runs for 156 (T12th Cardinals all-time, Matt Holliday)
- 6 home runs for 158 (T11th Cardinals all-time, Johnny Mize)
- 40 RBI for 595 (T25th Cardinals all-time, Keith Hernandez)
- 17 walks for 681 (T6th Cardinals all-time, Lou Brock)
- 99 hits for 1,217 (T22nd Cardinals all-time, Keith Hernandez)
- 2 runs for 736 (T16th Cardinals all-time, Ted Simmons)
- 22 runs for 756 (T15th Cardinals all-time, Pepper Martin)
- 26 runs for 760 (T14th Cardinals all-time, Willie McGee)
- 40 walks for 681 (T6th Cardinals all-time, Lou Brock)
- 13 extra base hits (T13th all-time Cardinals, Red Schoendienst)
- 17 extra base hits (T12th all-time Cardinals, Jim Edmonds)

PAUL DeJONG needs

- 73 games for 500
- 23 home runs for 100
- 102 hits for 500
- 12 doubles for 100
- 4 home runs at Busch Stadium for 30 (T10th all-time, Jedd Gyorko)
- 12 RBI at Busch Stadium for 115 (T10th all-time Carlos Beltran/Jon Jay)
- 16 extra base hits at Busch Stadium for 100 (T5th all-time, Kolten Wong)

JACK FLAHERTY needs

- 18 strikeouts for 500
- 91 innings pitched for 500
- 25 games started for 100
- 24 games for 100
- 2 wins for 25
- 170 strikeouts (T25th all-time Cardinals, Slim Sallee)
- 1 win at Busch Stadium for 15 (T10th all-time, Todd Wellemeyer)
- 6 wins at Busch Stadium for 20 (T9th all-time, Jake Westbrook)
- 15 strikeouts for 244 at Busch Stadium (T8th all-time, Trevor Rosenthal)
- 68 strikeouts for 297 at Busch Stadium (T7th all-time, Kyle Lohse)
- 7.0 innings pitched for 210.2 at Busch Stadium (T10th all-time, Todd Wellemeyer)
- 56.1 innings pitched for 260.0 at Busch Stadium (T9th all-time, Braden Looper)
- 1 games started for 36 at Busch Stadium (T10th all-time, Braden Looper)
- 8 games started for 44 at Busch Stadium (T8th all-time, Jake Westbrook)

PAUL GOLDSCHMIDT needs

- 105 hits for 1,500
- 1 home run for 250
- 237 at-bats for 5,000
- 13 total bases for 2,500

CARLOS MARTÍNEZ needs

- 19 saves for 50
- 42 games for 300
- 130 strikeouts for 1,000
- 115.1 innings for 1,000
- 2 starts for 125
- 29 saves for 60 (T9th Cardinals all-time, Al Brazle/Joe Hoerner)
- 29 strikeouts for 899 (T11th Cardinals all-time, Larry Jackson)
- 49 strikeouts for 919 (T10th Cardinals all-time, Lance Lynn)

MILES MIKOLAS needs

- 19 wins for 50
- 24.0 innings pitched for 500
- 26 games started for 100
- 148 strikeouts for 500
- 2 wins at Busch Stadium for 15 (T10th all-time, Todd Wellemeyer)
- 7 wins at Busch Stadium for 20 (T9th all-time, Jake Westbrook)

ANDREW MILLER needs

- 28 games for 600
- 5 wins for 60
- 61 strikeouts for 1,000
- 7.0 innings pitched for 800

YADIER MOLINA needs

- 19 doubles for 400
- 15 home runs for 175
- 68 RBI for 1,000
- 45 at-bats for 7,160 (T3rd all-time Cardinals, Ozzie Smith)
- 6 runs for 719 (T18th all-time Cardinals, Julian Javier/Terry Moore)
- 63 hits for 2,064 (T5th all-time Cardinals, Enos Slaughter)
- 72 hits for 2,073 (T4th all-time Cardinals, Albert Pujols)
- 109 hits for 2,110 (T3rd all-time Cardinals, Rogers Hornsby)
- 12 home runs for 172 (T9th all-time Cardinals, Ted Simmons)
- 69 RBI for 1,001 (T6th all-time Cardinals, Ken Boyer)
- 59 walks for 572 (T13th all-time Cardinals, Miller Huggins)
- 135 total bases for 3,011 (T6th all-time Cardinals, Ken Boyer)

ADAM WAINWRIGHT needs

- 1 complete games for 25
- 7 games for 400
- 8 wins for 175
- 170 strikeouts for 2,000
- 8 games for 401 (T6th all-time Cardinals, Jason Iiringhausen)
- 217.2 innings pitched for 2387.0 (T5th all-time Cardinals, Bill Doak)

* **RED:** St. Louis Cardinals Record

* **BLUE:** Busch Stadium Record



JANUARY

- 5..... John Nogowski (28)
- 8..... Bruce Sutter (68)
HOF 2006, Cards HOF 2014
- 16 Daniel Ponce de Leon (29)
- 20 Ali Sánchez (24)
- 30 John Rooney (66)

FEBRUARY

- 2..... John Tudor (67)
- 3..... Andrew Knizner (26)
- 11 Bryan Eversgerd (52)
- 21 Kodi Whitley (25)
- 24 Stubby Clapp (47)

MARCH

- 2..... Junior Fernández (24)
..... Johan Oviedo (23)
- 3..... José Rondón (27)
- 6..... Edmundo Sosa (25)
- 10 Luken Baker (24)
- 18 Dan McLaughlin (47)
- 25 Scott Hurst (24)

APRIL

- 4..... Scott Rolen (47)
- Tommy Herr (64)
- 10 1st game - Busch Std. III (2006)
- 15 Jesus Cruz (25)
- 16 Nolan Arenado (29)
- 23 Fernando Tatis hit two grand slams in the 3rd inning at Dodger Stadium (1999).
- 26 Dusty Blake (39)
- 27 Chris Carpenter (45)
Cards HOF 2016
- Carlos Soto (21)

MAY

- 2..... Stan Musial hit five home runs in a DH vs. the Giants (1954)
- 9..... Tommy Edman (25)
- 10 Nolan Gorman (20)
- 13 Max Moroff (27)
..... Stan Musial collected his 3,000th career hit with a pinch-double off Mo Drobowsky at Wrigley Field (1958).
- 19 Conner Capel (23)
- 20 Seth Elledge (24)
- 21 Andrew Miller (35)
- 26 Roel Ramirez (25)

JUNE

- 1..... Ivan Herrera (20)
- 3..... Harrison Bader (26)
- 11 Dennis Ortega (23)
- 13 Griffin Roberts (24)
- 19 Tyler Heineman (29)
- 22 Tyler O'Neill (25)
- 27 Austin Warner (26)
..... Jim Edmonds (50)
Cards HOF 2014
- 28 Evan Mendoza (24)

JULY

- 2..... Oliver Marmol (34)
- Kwang Hyun Kim (33)
- 13 Yadier Molina (38)
- 15 Mike Shannon (81)
Cards HOF 2014
- 17 Bob Gibson recorded his 3,000th career strikeout vs. Cincinnati's Cesar Geronimo (1974).
- 18 Ryan Helsley (26)
..... Joe Torre (79)
HOF 2014, Cards HOF 2016
- 20 Tyler Webb (30)
- Matt Szczur (31)
- 21 Al Hrabosky (71)
- 23 Kleininger Teran (32)
- 27 Aaron Antonini (22)
- 30 Ricky Horton (61)

AUGUST

- 2..... Paul DeJong (27)
- 6..... John Gant (29)
- 9..... Mike Shildt (52)
Ted Simmons (80)
HOF 2020, Cards HOF 2015
- 11 Justin Toerner (24)
- 13 Lou Brock notched his 3000th career hit vs. Chicago (1979).
- 14 Giovanni Gallegos (29)
- 17 Jamie Pogue (43)
- 20 Justin Williams (25)
- 23 Miles Mikolas (32)
- Lane Thomas (25)
- 25 Johan Quezada (26)
- 27 Mike Maddux (59)
- 29 Alex Reyes (26)
- 30 Adam Wainwright (39)

SEPTEMBER

- 1..... Tommy Parsons (25)
- 6..... Jordan Hicks (24)
- 7..... Mark Whiten hit four home runs in the second game of a double-header at Cincinnati (1993).
..... Jason Isringhausen (50)
- 8..... Lars Nootbaar (23)
- 10 Paul Goldschmidt (33)
- 15 Dakota Hudson (26)
..... Garrett Williams (26)
- 17 Pedro Pages (22)
- 20 Kramer Robertson (26)
- 21 Carlos Martínez (29)
- 27 Mark McGwire hit his 70th home run of the season off Montreal's Carl Pavano (1998).
- 29 Lou Brock swiped his NL-record 118th base vs. Chicago (1974).

OCTOBER

- 1..... Mark McGwire (56)
Cards HOF 2017
- 4..... Tony La Russa (75)
HOF 2014, Cards HOF 2014
- 5..... Cardinals Win 1942 World Series
- 9..... Cardinals Win 1934 World Series
..... Cardinals Win 1944 World Series
- 10 Génesis Cabrera (24)
- Cardinals Win 1926 World Series
..... Cardinals Win 1931 World Series
- 12 Cardinals Win 1967 World Series
- 14 Austin Dean (27)
- 15 Jack Flaherty (25)
..... Cardinals Win 1946 World Series
..... Cardinals Win 1964 World Series
- 16 Tim McCarver (79)
Cards HOF 2017
- 20 Cardinals Win 1982 World Series
- 23 Dylan Carlson (22)
- 27 Cardinals Win 2006 World Series
- 28 Jake Woodford (24)
..... Zack Thompson (23)
..... Cardinals Win 2011 World Series
- 31 Jeff Albert (40)

NOVEMBER

- 2..... Willie McGee (62)
Cards HOF 2014
- 6..... Matthew Liberatore (21)
..... Patrick Elkins (33)
..... Whitey Herzog (89)
HOF 2010, Cards HOF 2014
- 10 Connor Jones (26)
- 24 Delvin Pérez (22)
- 26 Matt Carpenter (35)
- 27 Jobel Jiménez (48)

DECEMBER

- 1..... Angel Rondón (23)
- 2..... Ron "Pop" Warner (52)
- 26 Ozzie Smith (66)
HOF 2002, Cards HOF 2014

Note: Opening Day ages are listed.



AARON ANTONINI

98

HEIGHT	WEIGHT	BATS/THROWS	BIRTH DATE	ML SERVICE
6-0	208	L/R	7/27/1998	0.000

FULL NAME: Eduardo Aaron Antonini, Jr.

BORN: Caracas, Venezuela

OPENING DAY AGE: 22 (Turns 23 on July 27)

BECAME CARDINAL: Selected in the 18th round (545th overall) of the June, 2019 First-Year Player Draft

CONTRACT STATUS: Signed through 2021

CATCHER (NON-ROSTER)



COMPLETE RECORD

Year	Team	AVG	G	AB	R	H	2B	3B	HR	RBI	SH	SF	HBP	BB	IBB	SO	SB	CS	GDP	SLG	OBP	E
2019	Johnson City	.219	25	73	18	16	4	1	5	14	1	0	2	18	0	8	2	0	0	.507	.387	5
2020	DID NOT PLAY -- NO MiLB SEASON																					
MINOR TOTALS		.219	25	73	18	16	4	1	5	14	1	0	2	18	0	8	2	0	0	.507	.387	5

CAREER NOTES

- An 18th round pick in 2019 has already collected his first professional grand slam and a multi-home run game in 25 games while helping Johnson City to the last ever Appalachian League championship.
- Has thrown out 48.1% (13 CS/27 SB ATT) of attempted basestealers.
- Crushed grand slam for his first professional hit in third career game, a 6th inn. shot off Bluefield's Alejandro Melean (7/6/19).
- Collected his first multi-home run game at Elizabethton (8/10/19) going 3-for-3 with two home runs and a triple for a career-high 11 total bases. His teammate Mateo Gil also hit two home runs in the game.
- Hit safely in five of six 2019 Appalachian League playoff games, batting .368 (7-19) with a double, RBI and two walks.
- Compiled a 9:4 walk:strikeout ratio through 94 plate appearances.

2020

- Did not play due to COVID-19 protocols eliminating the 2020 minor league season.

AWARDS & HONORS

Appalachian League Champions
2019: Johnson City (R)

BACKGROUND/PERSONAL

- Played college baseball at Middle Tennessee State University.
- Led Conference USA with 24 runners caught stealing in 2019.
- Posted career numbers of .249 BA, 12 HR and 62 RBI over a three-year career and led MTSU in walks (29), doubles (14), runs (36) and RBI (34) his junior season.
- His cousin, Leo Hernandez, played in 85 games for the Baltimore Orioles (1982-85) and New York Yankees (1986) primarily as a third baseman.
- Made one relief appearance pitching 2.0 scoreless innings in relief in the Northwoods League for Battle Creek in 2017.
- Venezuelan-born catcher is bi-lingual in English and Spanish.
- Resides in Hollywood, Florida.



NOLAN ARENADO

(ar-eh-NAH-doh)

28

HEIGHT	WEIGHT	BATS/THROWS	BIRTH DATE	ML SERVICE
6-2	215	R/R	4/16/1991	7.155

FULL NAME: Nolan James Arenado

BORN: Newport Beach, California

OPENING DAY AGE: 29 (Turns 30 on April 16)

BECAME CARDINAL: Acquired from the Colorado Rockies with cash considerations in exchange for LHP Austin Gomber, INF Elehuris Montero, RHP Tony Locey, INF Mateo Gil, and RHP Jake Sommers, February 1, 2021

CONTRACT STATUS: Signed through 2027

THIRD BASEMAN



ARENADO, NOLAN

COMPLETE RECORD

Year Team	AVG	G	AB	R	H	2B	3B	HR	RBI	SH	SF	HBP	BB	IBB	SO	SB	CS	GDP	SLG	OBP	E
2009 Casper	.300	54	203	28	61	15	0	2	22	0	4	2	16	0	18	5	2	6	.404	.351	14
2010 Asheville	.308	92	373	45	115	41	1	12	65	0	7	1	19	0	52	1	3	8	.520	.338	15
2011 Modesto	.298	134	517	82	154	32	3	20	122	4	14	1	47	3	53	2	1	21	.487	.349	18
2012 Tulsa	.285	134	516	55	147	36	1	12	56	1	10	7	39	5	58	0	2	18	.428	.337	23
2013 Colorado	.267	133	486	49	130	29	4	10	52	2	2	1	23	1	72	2	0	16	.405	.301	11
Col Springs	.364	18	66	14	24	11	0	3	21	1	3	0	5	1	9	0	2	0	.667	.392	5
2014 Colorado	.287	111	432	58	124	34	2	18	61	1	5	4	25	1	58	2	1	13	.500	.328	15
Col Springs#	.350	5	20	2	7	2	0	0	3	0	0	0	0	0	3	0	0	1	.450	.350	0
2015 Colorado	.287	157	616	97	177	43	4	+42	*130	0	*11	4	34	13	110	2	5	17	.575	.323	17
2016 Colorado	.294	*160	618	116	182	35	6	+41	*133	0	8	2	68	10	103	2	3	17	.570	.362	13
2017 Colorado	.309	159	606	100	187	*43	7	37	130	1	6	4	62	9	106	3	2	21	.586	.373	9
2018 Colorado	.297	156	590	104	175	38	2	*38	110	1	6	3	73	10	122	2	2	16	.561	.374	14
2019 Colorado	.315	155	588	102	185	31	2	41	118	0	8	4	62	11	93	3	2	14	.583	.379	9
2020 Colorado	.253	48	182	23	46	9	0	8	26	0	4	0	15	3	20	0	0	7	.434	.303	3
MINOR TOTALS	.300	437	1695	226	508	137	5	49	289	6	38	11	126	9	193	8	10	54	.473	.345	75
MAJOR TOTALS	.293	1079	4118	649	1206	262	27	235	760	5	50	22	362	58	684	16	15	121	.541	.349	91

*Led League +Tied for League Lead #Injury Rehabilitation Assignment

Note: Major League Uniform Numbers Worn: 28 (2013-present)

WILD CARD SERIES RECORD

Year Team	AVG	G	AB	R	H	2B	3B	HR	RBI	SH	SF	HBP	BB	IBB	SO	SB	CS	GDP	SLG	OBP	E
2017 COL at ARI	.200	1	5	2	1	0	0	1	1	0	0	0	0	0	1	0	0	0	.800	.200	0
2018 COL at CHI	.200	1	5	0	1	0	0	0	1	0	1	0	0	0	1	0	0	0	.200	.167	0
W.C. TOTALS	.200	2	10	2	2	0	0	1	2	0	1	0	0	0	2	0	0	0	.500	.182	0

DIVISION SERIES RECORD

Year Team	AVG	G	AB	R	H	2B	3B	HR	RBI	SH	SF	HBP	BB	IBB	SO	SB	CS	GDP	SLG	OBP	E
2018 COL vs. MIL	.182	3	11	0	2	0	0	0	1	0	1	0	0	0	5	0	0	0	.182	.167	0



WORLD BASEBALL CLASSIC RECORD

Year	Team	AVG	G	AB	R	H	2B	3B	HR	RBI	SH	SF	HBP	BB	IBB	SO	SB	CS	GDP	SLG	OBP	E
2017	United States	.161	8	31	6	5	1	0	1	3	0	0	0	2	0	11	0	0	1	.290	.212	0

ALL-STAR GAME RECORD

Year	Team	AVG	G	AB	R	H	2B	3B	HR	RBI	SH	SF	HBP	BB	IBB	SO	SB	CS	GDP	SLG	OBP	E
2015	National	.000	1	1	0	0	0	0	0	0	0	0	0	0	0	1	0	0	0	.000	.000	0
2016	National	.000	1	3	0	0	0	0	0	0	0	0	0	0	0	1	0	0	0	.000	.000	0
2017	National	1.000	1	2	0	2	0	0	0	0	0	0	0	0	0	0	0	0	0	1.000	1.000	0
2018	National	.000	1	2	0	0	0	0	0	0	0	0	0	1	0	1	0	0	0	.000	.333	0
2019	National	.000	1	2	0	0	0	0	0	0	0	0	0	0	0	0	0	0	0	.000	.000	0
ALL-STAR TOTALS		.200	5	10	0	2	0	0	0	0	0	0	0	1	0	3	0	0	0	.200	.273	0

REGULAR SEASON FIELDING RECORD

Position	PCT	G	PO	A	E	TC	DP
Third Base	^972	1069	725	2429	91	3245	284

Note: Rawlings Platinum Glove (4): 2017, 2018, 2019, 2020

Rawlings Gold Glove* (8): 2013, 2014, 2015, 2016, 2017, 2018, 2019, 2020

Wilson Defensive Player of the Year (3): 2015, 2016, 2017

Fielding Bible Award (4): 2015, 2016, 2017, 2020

* First infielder in MLB history to begin career with eight consecutive Rawlings Gold Glove Awards

^ Active leader in fielding percentage for all MLB third basemen

- 2013:** Led Major League third basemen in assists/9 (2.51), total chances/9 (3.33), range factor/9 (3.24), range factor/game (3.08), and zone rating (.863).
Led National League third basemen in SABR Defensive Index (21.5), Defensive WAR (2.3), and ultimate zone rating (14.6), defensive runs saved (18), and defensive runs above average (16.5).
- 2014:** Led Major League third basemen in assists/9 (2.61), total chances/9 (3.39), range factor/9 (3.25), and range factor/game (3.14).
Led National League third basemen in defensive runs saved (30).
- 2015:** Led Major League third basemen in total chances (507), total chances/9 (3.35), assists (385), double plays (42), assists/9 (2.54), range factor/9 (3.24), range factor/game (3.12), SABR Defensive Index (11.9), Defensive WAR (2.8), and defensive runs saved (22).
Led National League third basemen in games (157), starts (156), putouts/9 (0.69), and zone rating (.811).
- 2016:** Led Major League third basemen in games (160), starts (159), assists (378), assists/9 (2.47), and range factor/9 (3.12).
Led National League third basemen in innings (1377.1), total chances (490), total chances/9 (3.20), double plays (39), range factor/game (2.98), SABR Defensive Index (12.2), and Defensive WAR (2.7).
Shared National League lead among third basemen in defensive runs saved (13).
- 2017:** Led Major League third baseman in games (157), assists (311), SABR Defensive Index (11.0), and Defensive WAR (1.8).
Shared Major League lead among third basemen in starts (156) and defensive runs saved (15).
Led National League third basemen in innings (1343.1), total chances (423), total chances/9 (2.83), double plays (46), range factor/9 (2.77), and range factor/game (2.64).
Shared National League lead among third basemen in putouts (103) and fielding percentage (.979).
- 2018:** Led Major League third basemen in starts (152).
Led National League third basemen in games (152), innings (1328.1), total chances (430), total chances/9 (2.91), putouts (104), assists (312), double plays (44), assists/9 (2.11), range factor/9 (2.82), range factor/game (2.74), SABR Defensive Index (6.8), and defensive runs above average (8.1).
Shared Major League lead among third basemen in outs above average (8).
- 2019:** Led Major League third basemen in assists (311), double plays (43), and assists/9 (2.30), and outs above average (16).
Led National League third basemen in innings (1319.2), total chances (457), total chances/9 (3.12), putouts (111), fielding percentage (.980), range factor/9 (3.06), range factor/game (2.91), zone rating (.827), SABR Defensive Index (13.1), Defensive WAR (2.0), ultimate zone rating (10.3), defensive runs saved (18), and defensive runs above average (12.5).
Shared National League lead among third basemen in starts (151).
- 2020:** Led Major League third basemen in total chances (161), total chances/9 (3.52), double plays (19), assists/9 (2.52), range factor/9 (3.45), range factor/game (3.33), zone rating (.848), outs above average (7), SABR Defensive Index (8.5), Defensive WAR (1.7), ultimate zone rating (8.5), defensive runs saved (15), and defensive runs above average (9.3).
Led National League third basemen in putouts/9 (0.93).



2020 SEASON HIGHS

Most Hits: 4, 8/10 vs. Arizona
Most Runs: 2, 6x. Last: 9/8 at San Diego
Most 2Bs: 2, 8/25 at Arizona
Most HRs: 2, 8/12 vs. Arizona
Most RBI: 3, twice. Last: 9/8 at San Diego
Most BBs: 2, twice. Last: 8/24 at Arizona
Most SBs: n/a
Longest Hitting Streak: 7 games, 8/24-8/31

CAREER HIGHS

Most Hits: 5, 7/19/17 vs. San Diego
Most Runs: 4, 2x, last: 7/19/17 vs. San Diego
Most 2Bs: 3, 6/15/17 vs. San Francisco
Most 3Bs: 1, 27x, last: May 10, 2019 vs. San Diego
Most HRs: 3, 7/19/17 vs. San Diego
Most RBI: 7, twice, last: 7/19/17 vs. San Diego
Most BBs: 3, 4x, Last: 9/11/19 vs. St. Louis
Most SBs: 1, 16x, last: 9/18/19 vs. New York Mets
Longest Hitting Streak: 28 games, 4/9-5/8/14 (Rockies record)
Multi-HR Games: 20. Last: 8/12/20 vs. Arizona
Grand Slams: 5. Last: 7/30/18 at St. Louis (Ponce de Leon)
Pinch-Hit HR: n/a
Extra-Inning HR: 2. Last: 8/5/18 at Milwaukee (Corey Knebel)
Game-Ending HR: 3. Last: 8/14/19 vs. Arizona (Archie Bradley)

CAREER TRANSACTIONS

- Selected by Colorado Rockies in the 2nd round (59th player overall) of the June, 2009 First-Year Player Draft.
- On Colorado 15-day injured list (left middle finger mallet fracture), May 24-July 2, 2014; included injury rehabilitation assignment to Colorado Springs (AAA).
- On 10-day injured list (left shoulder bone bruise), September 20-27, 2020.
- Acquired by the St. Louis Cardinals with cash considerations from the Colorado Rockies in exchange for LHP Austin Gomber, INF Elehuris Montero, RHP Tony Locey, INF Mateo Gil, and RHP Jake Sommers, February 1, 2021.

CAREER NOTES

- Joins the St. Louis Cardinals organization in 2021 after spending his first 12 professional seasons with the Colorado Rockies (2009-20).
- Before the 2019 season, originally signed an eight-year contract extension with Colorado through the 2026 season. Upon joining St. Louis, agreed to a one-year contract extension through 2027, while retaining player options for the 2022 and 2023 seasons.

Awards

- Five-time National League All-Star (2015-19), including being named a starter three times (2017-19). His three elections and five total All-Star nods are tied with Todd Helton and Larry Walker for the most in Rockies franchise history.
- Finished in the top-10 in National League MVP voting five seasons (2015-19), including a top-five finish for three consecutive seasons (2016-18).
- Winner of four consecutive Silver Slugger Awards (2015-18), tied with Adrián Beltré for 3rd-most by a third baseman in MLB history since the award's inception in 1980. Only Mike Schmidt (6) and Wade Boggs (8) have more.
- Is one of only 11 players in MLB history (since 1980) to have won the Silver Slugger and Gold Glove award combo during the same season on at least four occasions (2015-18), joining Andrew Dawson (4), Dave Winfield (4), Dale Murphy (4), Roberto Alomar (4), Kirby Puckett (5), Mike Schmidt (5), Ryne Sandberg (6), Ken Griffey Jr. (7), Barry Bonds (7), and Iván Rodríguez (7).
- Member of the 2017 Team USA World Baseball Classic Gold Medal winning team with pitcher Andrew Miller and first baseman Paul Goldschmidt.

CAREER MILESTONES

Major League Debut

April 28, 2013 at Arizona

First Career Major League Hit

April 29, 2013 at Los Angeles Dodgers
(4th inning, single, off Josh Wall)

First Career Major League Home Run

April 29, 2013 at Los Angeles Dodgers
(5th inning, two-run, off Josh Wall)

100th Career Major League Home Run

August 8, 2016 vs. Texas
(4th inning, solo, off Cole Hamels)

200th Career Major League Home Run

May 25, 2019 vs. Baltimore
(3rd inning, three-run, off Andrew Cashner)

1,000th Career Major League Game

August 20, 2019 at Arizona

1,000th Career Major League Hit

April 22, 2019 vs. Washington
(7th inning, solo home run, off Wander Suero)

500th Career Major League RBI

September 15, 2017 vs. San Diego
(8th inning, solo home run, off José Váldez)

**AWARDS & HONORS****World Baseball Classic Championship**

2017: United States of America

National League All-Star

2019: Colorado (starter at 3B)

2018: Colorado (starter at 3B)

2017: Colorado (starter at 3B)

2016: Colorado

2015: Colorado

**Rawlings National League
Gold Glove Award - Third Base**

2020: Colorado

2019: Colorado

2018: Colorado

2017: Colorado

2016: Colorado

2015: Colorado

2014: Colorado

2013: Colorado

Rawlings Platinum Glove Award

2020: Colorado

2019: Colorado

2018: Colorado

2017: Colorado

Louisville National League**Silver Slugger Award - Third Base**

2018: Colorado

2017: Colorado

2016: Colorado

2015: Colorado

Wilson Defensive Player of the Year - Third Base

2017: Colorado

2016: Colorado

2015: Colorado

Fielding Bible Award - Third Base

2020: Colorado

2017: Colorado

2016: Colorado

2015: Colorado

National League Player of the Month

2017: Colorado - July

2015: Colorado - September

Mel Ott Award

2018: Colorado

2016: Colorado (tie)

2015: Colorado (tie)

Defensive Accolades

- Winner of the National League Rawlings Gold Glove Award at third base for eight consecutive seasons (2013-20) to begin his professional career,
- Is tied with former Cardinal Scott Rolen for the 3rd-most Gold Glove Awards by a third baseman in MLB history, trailing only Hall of Famers Brooks Robinson (16) and Mike Schmidt (10),
- His Gold Glove streak (2013-20) is the longest active in the Major Leagues, longest since Yadier Molina won eight consecutive (2008-15), and 3rd-longest all-time among third basemen, trailing only Hall of Famers Brooks Robinson (16 years, 1960-75) and Mike Schmidt (nine, 1976-84).
- Arenado's streak of eight consecutive Gold Gloves to begin his career is the 2nd-longest in MLB history, trailing only outfielder Ichiro Suzuki's 10-straight (2001-10).
- Winner of the National League Platinum Glove Award in each of the last four seasons (2017-20) – honoring him as the league's best overall defender.
- His four Platinum Glove Awards tie catcher Yadier Molina (2011-12, '14-15) for the most since the award's inception in 2011.
- Is the 15th infielder (1B, 2B, 3B, SS) to win at least eight Gold Gloves Awards and the 6th infielder to win at least eight consecutive Gold Gloves (4th in the National League).
- The last infielder to win at least eight straight was shortstop Omar Vizquel, who won nine consecutive in the AL (1993-2001). The last NL player to win at least eight consecutive Gold Gloves was second baseman Ryne Sandberg, who also won nine straight (1983-1991).
- Three-time Wilson Defensive Player of the Year Award winner (2015-17) as the best defensive third baseman in MLB. Tied for 2nd-most with Alex Gordon, Zack Greinke, and DJ LeMahieu behind Andrelton Simmons (6).
- Four-time Fielding Bible Award winner (2015-17, '20), honoring the top fielder in the Major Leagues at each position as voted on by a panel of 12 experts from Baseball Info Solutions. Tied with Adrián Beltré for the most by any third baseman since the award's inception in 2006.
- Member of the Fielding Bible All-Decade Team (2010-19) with catcher Yadier Molina and first baseman Paul Goldschmidt.
- In 2013, became the first NL rookie third baseman and 10th rookie in MLB history to be awarded a Gold Glove, joining 3B Frank Malzone (1957), 2B Ken Hubbs (1962), OF Tommie Agee (1966), C Johnny Bench (1968), C Carlton Fisk (1972), C Charles Johnson (1995), and OF Ichiro Suzuki (2001). Later achieved by OF Luis Robert and Evan White in 2020.
- Holds the MLB record for seasons to lead the league in Range Factor/Game at third base (8), and shares the MLB record with Buddy Bell for seasons to lead the league in Range Factor/9Inn at third base (6).
- Has led the league in assists at third base five times (T-5th in MLB history), double plays six times (T-2nd in MLB history), and led the league in games played at third base four times (T-9th in MLB history).



Home Runs

- Has led or shared the National League-lead in home runs three times (2015, 2016, 2018). Is one of 12 players in NL history to lead the league in home runs three or more times and first since Mike Schmidt.
- His 234 career home runs while playing third base trail only Evan Longoria (288) among active third basemen and rank 24th all-time in MLB history (*stats as a third baseman only*). His next home run ties Sal Bando (1966-81).
- From 2013-19, was one of six Major Leaguers to reach the 30-homer threshold at least five times, joining Edwin Encarnacion (7), Nelson Cruz (6), Manny Machado (5), Paul Goldschmidt (5), and Mike Trout (5).
- Joins Vinny Castilla, Mike Schmidt and Eddie Mathews as the only four third baseman in MLB history (min. 75% of games at the position) to have three 40-home run seasons.
- In 2019, became the first National Leaguer since Albert Pujols (2009 and 2010) to hit 40 or more home runs and strike out fewer than 100 times.
- Joins Alex Rodriguez (7 seasons from 2004-10) as the only two third baseman in MLB history to record five or more consecutive seasons of at least 30 home runs and 100 RBI.
- Joins Alex Rodriguez (8), Jimmie Foxx (6), Albert Pujols (6), Juan Gonzalez (5), Ralph Kiner (5) and Eddie Mathews (5) as the only players with at least five seasons of 35 home runs and 100 RBI prior to turning age 29.
- Is the only third baseman in MLB history to produce three seasons of 35-plus home runs, 130-plus RBI and 80-plus extra-base hits.
- Joined Miguel Cabrera (2012-13) and Alex Rodriguez (2005, 2007) as the only primary third basemen to have multiple +40 HR/130 RBI seasons.
- Albert Belle (1993-96) and Arenado (2015-18) are the only two players in Major League history to record at least 35 home runs and 35 doubles for four consecutive seasons.
- In 2016, became the third player in MLB history to have consecutive 40-home run, 130-RBI seasons before turning age 26, joining Hall of Famers Chuck Klein (1929-30) and Jimmie Foxx (1932-34).
- Has hit 45 career home runs on the first pitch of his at-bats, his most of any count.
- Has hit 59 of 235 career home runs (25.1%) in the first inning of games, his most of any inning. Since his MLB debut in 2013, only Mike Trout (77) has more. Teammate Paul Goldschmidt (58) ranks 3rd.

Career

- Ranks among active all-time career leaders in slugging percentage (.541, 4th), OPS (.890, 11th), isolated power (.248, 5th), AB/HR (17.52, 9th), and AB/RBI (5.42, 3rd).
- Among players in Major League history with at least 750 career plate appearances against left-handed pitching, his career .996 OPS ranks 10th all-time. Active leader Giancarlo Stanton (1.022) ranks 4th, while teammate Paul Goldschmidt ranks 6th (1.017).
- Mookie Betts, Charlie Blackmon and Arenado were the only three MLB players to score 100 or more runs in four straight seasons from 2016-19.

AWARDS & HONORS (cont'd)

National League Player of the Week

- 2019: Colorado - May 20-26
- 2018: Colorado - June 18-24
- 2017: Colorado - July 17-23
- 2016: Colorado - April 11-17
- 2015: Colorado - June 22-28
- 2014: Colorado - August 18-24

MLB.com Best Defensive Player Award

- 2017: Colorado

Baseball America Major League All-Rookie Team - Third Base

- 2013: Colorado

Topps All-Star Rookie Team - Third Base

- 2013: Colorado

Baseball Digest All-Star Rookie Team - Third Base

- 2013: Colorado

MLB All-Star Futures Game Selection

- 2012: United States
- 2011: United States

Arizona Fall League Most Valuable Player

- 2011: Salt River Rafters

Arizona Fall League Rising Stars

- 2011: Salt River

Arizona Fall League All-Prospect Team

- 2011: Salt River

Arizona Fall League Player of the Week

- 2011: Salt River - October 24-30

Texas League Mid-Season All-Star

- 2012: Tulsa (AA)

Texas League Player of the Week

- 2012: Tulsa (AA): August 28-September 3

California League Post-Season All-Star

- 2011: Modesto (High-A)

California League Player of the Week

- 2011: Modesto (High-A) - August 15-21
- 2011: Modesto (High-A) - June 20-26

South Atlantic League Player of the Week

- 2010: Asheville (A) - August 16-22

**RECENT CARDINALS 1B-3B COMBOS TO BOTH START 100+ GAMES**

Season	1B	3B	Games
2014	Matt Adams	Matt Carpenter	128
2008	Albert Pujols	Troy Glaus	129
2007	Albert Pujols	Scott Rolen	106
2006	Albert Pujols	Scott Rolen	123
2004	Albert Pujols	Scott Rolen	129
2003	Tino Martinez	Scott Rolen	119
1999	Mark McGwire	Fernando Tatis	136

GOLD GLOVE AWARDS AMONG THIRD BASEMEN IN MLB HISTORY

Rank	Awards	Seasons
1. Brooks Robinson	16	1960-75
2. Mike Schmidt	10	1976-84, '86
3. Nolan Arenado	8	2013-20
Scott Rolen	8	1998, 2000-06, '10

PLATINUM GLOVE AWARDS - MLB HISTORY

Rank	Pos	Awards	Seasons
1. Nolan Arenado	3B	4	2017-20
Yadier Molina	C	4	2011-12, '14-15
3. Adrián Beltré	3B	2	2011-12
Matt Chapman	3B	2	2018-19

SILVER SLUGGER AWARDS AMONG THIRD BASEMEN IN MLB HISTORY

Rank	Awards	Seasons
1. Wade Boggs	8	1983, '86-89, '91, '93-94
2. Mike Schmidt	6	1980-84, '86
3. Nolan Arenado	4	2015-18
Adrián Beltré	4	2004, '10-11, '14
Matt Williams	4	1990, '93-94, '97

SILVER AND GOLD CLUB

Players to win both the Gold Glove and Silver Slugger Awards in the same season (since 1980)

MLB Rank	Pos	Seasons
1. Iván Rodríguez	C	7 - 1994-99, 2004
Ken Griffey Jr.	OF	7 - 1991, '93-94, '96-99
Barry Bonds	OF	7 - 1990-94, '96-97
4. Ryne Sandberg	2B	6 - 1984-85, '88-91
5. Mike Schmidt	3B	5 - 1981-84, '86
Kirby Puckett	OF	5 - 1986-89, '92
7. Nolan Arenado	3B	4 - 2015-18
Roberto Alomar	2B	4 - 1992, '96, '99-2000
Dale Murphy	OF	4 - 1982-85
Andre Dawson	OF	4 - 1980-81, '83, '87
Dave Winfield	OF	4 - 1982-85

- Since 2014, the top four leaders in Wins Above Replacement among position players (*Baseball Reference*) include Mike Trout (54.7), Mookie Betts (45.4), Nolan Arenado (36.6), and Paul Goldschmidt (35.0).
- Since 2014, leads all of Major League Baseball in extra-base hits (481), total bases (2,030), RBI (708), and game-winning RBI (93); ranks 2nd in go-ahead RBI (169); 3rd in slugging pct. (.559); 4th in home runs (225); 5th in hits (1,076) and runs scored (600); T-5th in doubles (233); and 8th in OPS (.914).
- Shares the Major League record for single-season extra-base hits by a third baseman (89) with Boston's Rafael Devers (2019), and owns three of the top six single-season marks (2016 and 2017).
- Arenado (2015-16) and Albert Pujols (2001-02) are the only players in the last 75 years to produce 125 or more RBI in consecutive seasons at age 25 or younger (since Joe DiMaggio from 1936-40).
- Became the 5th player in Major League history to complete the cycle with a walk-off home run, doing so on Father's Day, June 18, 2017 vs. San Francisco. Marked the first walk-off, cycle-completing home run with the batter's team trailing in Major League history. Cardinals Hall of Famer Ken Boyer also achieved the feat on September 14, 1961 vs. Chicago Cubs.
- Hall of Famer Chipper Jones (1999-2001, 2007) and Arenado (2015-18) are the only third basemen in MLB history to log four seasons of least 75 extra-base hits.
- In 2017, led MLB with a .801 slugging percentage with runners in scoring-position, 2nd-highest in Rockies franchise history (Andres Galarrraga, .810 in 1996) and highest in Major League Baseball since Albert Pujols (.802 in 2006).

Colorado Rockies Franchise Records

- Among Colorado Rockies all-time leaders, ranks 2nd in game-winning RBI (102); 3rd in slugging pct. (.541); 4th in extra-base hits (524), home runs (235), RBI (760), and total bases (2,227); 5th in doubles (262) and OPS (.590); 6th in games (1,079), walks (362) and multiple-hit games (340); T-6th in hits (1,206); 7th in runs (649).
- Arenado (2015, 2016, 2019) and Vinny Castilla (1996-98) are the only players in Rockies franchise history with three seasons of 40 or more home runs
- Set a Colorado franchise record with a 28-game hitting streak from 4/9-5/8/2014, batting .360/.383/.568 (40-111) with four home runs and 11 doubles. It marked the longest hitting streak by a Major Leaguer in 2014.
- Homered in a club-record six consecutive games in 2015 (9/1-9/5), longest homer streak in MLB that season.
- Holds the top three single-season extra-base hit totals by a Rockies third baseman (89, 87, 82).



2020

NL Ranks: Sacrifice Flies (4, T2nd), intentional walks (3, T10th), double plays grounded into (7, T9th), plate appearances/strikeout (10.05, 1st), at-bats/strikeout (9.1, 1st), walks/strikeout (0.75, 8th), defensive WAR (1.7, 1st)

- Winner of the 2020 Rawlings Gold Glove Award for National League third basemen for the eighth consecutive season (2013-20). Tied Scott Rolen for 3rd-most Gold Gloves by a third baseman in MLB, trailing only Hall of Famers Brooks Robinson (16) and Mike Schmidt (10).
- Led all of MLB in defensive runs saved (15) and defensive WAR (1.7), while sharing the MLB lead in Outs Above Average (7) with outfielders Jackie Bradley Jr. and Luis Robert.
- Ranked 1st among NL third basemen in total chances (163), double plays (19), zone rating (.848), ultimate zone rating (8.5), defensive runs saved, defensive WAR and defensive runs above average (9.3), while ranking 2nd in assists (117) and 3rd in fielding pct. (.982) and putouts (43).
- Missed the final nine games of the season after landing on the 10-day Injured List with a left shoulder bone bruise (9/21-9/27). Marked just his 2nd career stint on the Injured List and first since 2014.
- Hit his first home run of the season on 8/3 vs. San Francisco, which was the 228th of his career that surpassed Carlos González for 4th-most homers in Rockies franchise history.
- Homered in his next three straight games (8/3-8/5) that series vs. San Francisco.
- Hit his first and only road homer of the season on 9/8 at Petco Park, which was his first long ball overall since 8/20. Snapped a 22-game road homerless streak since 9/20/19, the 2nd-longest streak of his career (longest: 63 games, 7/31/13-8/8/14).
- Recorded 15 walks with only 20 strikeouts, with a 0.75 walk/strikeout ratio that was the highest of his career.
- His strikeout in the third inning on 8/16 vs. Texas snapped a career-best streak of 49 plate appearances without striking out.
- Finished the season with 1,206 career hits, tying Vinny Castilla for the 6th-most hits in Rockies franchise history.

BACKGROUND/PERSONAL

- Attended El Toro High School in Lake Forest, Calif., where he played shortstop, catcher, and pitcher (2006-09).
- His high school uniform No. 12 was retired in 2014.
- Was high school teammates with Oakland's Matt Chapman and Cubs' Austin Romine.
- His junior season, El Toro won the 2008 California Interscholastic Federation Southern Championship at Dodger Stadium.
- In 2009 as a senior shortstop, Arenado's backup was undersized sophomore Matt Chapman, who only played shortstop when Arenado pitched.
- On Feb. 8, 2020, "Nolan Arenado Drive" was unveiled in his hometown of Lake Forest, leading into Lake Forest Sports Park.

HOME RUN TITLES BY MLB THIRD BASEMEN

MLB Rank	HR Titles	Seasons
1. Mike Schmidt	8	1974-76, '80-81, '83-84, '86
2. Home Run Baker	4	1911-14
3. Nolan Arenado	3	2015-16, '18
4. Al Rosen	2	1950, '53
Eddie Mathews	2	1953, '59
Harmon Killebrew	2	1959, '70
Álex Rodríguez	2	2005, '07

MOST CAREER HR BY A THIRD BASEMAN

MLB Rank	HR	Seasons
1. Mike Schmidt	509	1974-89
2. Eddie Mathews	486	1952-68
3. Adrian Beltre	441	1998-2018
4. Chipper Jones	389	1995-2012
5. Aramis Ramirez	381	1998-2015
6. Graig Nettles	368	1974-88
7. Matt Williams	359	1987-2003
8. Ron Santo	337	1960-74
9. Gary Gaetti	332	1981-99
10. Scott Rolen	312	1996-2012
11. Ron Cey	312	1974-87
12. Vinny Castilla	306	1992-2006
13. Evan Longoria	288	2008-present
14. Alex Rodriguez	287	2004-16
15. Troy Glaus	283	1998-2010
16. Robin Ventura	278	1989-2004
17. Brooks Robinson	266	1955-77
18. Ken Boyer	260	1955-69
19. Tim Wallach	249	1981-96
20. Eric Chavez	244	1998-2014
21. Dean Palmer	243	1989-2003
22. David Wright	242	2004-18
23. Sal Bando	235	1966-81
24. Nolan Arenado	234	2013-present

stats as a third baseman only

WINS ABOVE REPLACEMENT AMONG POSITION PLAYERS SINCE 2014

MLB Rank	Team(s)	WAR
1. Mike Trout	Angels	54.7
2. Mookie Betts	Red Sox, Dodgers	45.4
3. Nolan Arenado	Rockies	36.8
4. Paul Goldschmidt	Dbacks, Cardinals	35.0

ACTIVE CAREER OPS LEADERS VS. NATIONAL LEAGUE CENTRAL DIVISION

Active Rank	OPS	Seasons
1. Albert Pujols	1.032	2001-19
2. Nolan Arenado	.984	2013-19
3. Paul Goldschmidt	.958	2011-20

minimum 500 PA (Since 1994)

**ALL-TIME HIGHEST CAREER OPS
vs. LEFT-HANDED PITCHING**

Rank	OPS	Seasons
1. Frank Thomas	1.083	1990-2008
2. Manny Ramirez	1.060	1993-2011
3. Jeff Bagwell	1.023	1991-2005
4. Giancarlo Stanton	1.022	2010-20
5. Mark McGwire	1.018	1986-2001
6. Paul Goldschmidt	1.017	2011-20
10. Nolan Arenado	.996	2013-20

minimum 750 plate appearances (since 1974)

1st inning home runs since 2013

MLB Rank	1st Inn HR	Total HR	Pct. of Total HR
1. Mike Trout	77	267	28.8%
2. Nolan Arenado	59	235	25.1%
3. Paul Goldschmidt	58	221	26.2%

30+ HOME run seasons 2013-19

MLB Ranks	Seasons
1. Edwin Encarnacion	7 2013-19
2. Nelson Cruz	6 2014-19
3. Manny Machado	5 2015-19
Nolan Arenado	5 2015-19
Mike Trout	5 2014-15, '17-19
Paul Goldschmidt	5 2013, '15, '17-19

40+ hr seasons by a third baseman

MLB Ranks	Seasons
1. Eddie Mathews	4 1953-55, '59
2. Mike Schmidt	3 1979-80, '83
Nolan Arenado	3 2015-16, '19
Vinny Castilla	3 1996-98

extra-base hits by a third baseman

MLB Rank	Team	Season	XBH
1. Nolan Arenado	Rockies	2015	89
Rafael Devers	Red Sox	2019	89
3. Nolan Arenado	Rockies	2017	87
Chipper Jones	Braves	1999	87
5. Troy Glaus	Angels	2000	84
6. Nolan Arenado	Rockies	2016	82

- Signed his letter of intent to play college baseball at Arizona State University
- Originally selected by Colorado in the 2nd round of the June, 2009 First-Year Player Draft.
- Listed the 17th-best catcher available by *Baseball America*, although he was drafted as an infielder.
- Nolan is of Cuban (father Fernando) and part Cuban/Puerto Rican (mother Millie) descent, but does not speak Spanish.
- Visited Cuba for the first time with his family and friends after the 2016 season.
- Nolan is the second of three sons. His older brother, Fernando Jr., goes by his middle name, Cousy (named in honor Boston Celtics guard Bob Cousy).
- His younger brother, Jonah, was selected by San Francisco in the 16th round of 2013 MLB Draft...played seven seasons (2013-19) in the Giants minor league organization as a corner infielder.
- His first cousin, Josh Fuentes, is a third baseman in the Rockies organization, who made his Major League debut in 2019.
- Threw a perfect game in Little League, although credits his right fielder for throwing out a batter at first base after hitting a ball to right in the final inning.
- Some of Nolan's favorite musicians include Kings of Leon, Travis Scott, and Post Malone.
- His hobbies include golfing and playing with his DJ kit.
- Shoots left-handed when playing basketball.
- Regularly plays wiffle ball with his brothers and cousins during offseasons. Contacted his bat company, Old Hickory, and ordered his model in a Wiffle Ball bat (Old Hickory model 28NA-Wiffle) with his name on it.
- His favorite movie is "The Sandlot" (1993).
- Grew up a Los Angeles Dodgers fan and has attended countless games at Dodger Stadium with his family.
- One of Nolan's favorite players growing up was outfielder Shawn Green.
- Requested and studied past game footage of third basemen Aramis Ramírez, Álex Rodríguez, Adrián Beltré, and Scott Rolen. He met Rolen at Busch Stadium in August 2019 during Scott's Cardinals Hall of Fame induction.
- Resides in San Clemente, Calif. with his wife, Laura.



HARRISON BADER

(*BAY-der*)

48

HEIGHT	WEIGHT	BATS/THROWS	BIRTH DATE	ML SERVICE
6-0	210	R/R	6/3/1994	3.030

FULL NAME: Harrison Joseph Bader

BORN: Bronxville, New York

OPENING DAY AGE: 26 (Turns 27 on June 3)

BECAME CARDINAL: Selected in the 3rd round (100th overall) of the June, 2015 First-Year Player Draft

CONTRACT STATUS: Signed through 2021

MLB DEBUT: July 25, 2017 vs. Colorado

OUTFIELDER



BADER, HARRISON

COMPLETE RECORD

Year Team	AVG	G	AB	R	H	2B	3B	HR	RBI	SH	SF	HBP	BB	IBB	SO	SB	CS	GDP	SLG	OBP	E
2015 State College	.379	7	29	6	11	2	0	2	4	0	0	1	0	0	5	2	0	1	.655	.400	0
Peoria	.301	54	206	34	62	11	2	9	28	0	1	6	15	0	44	15	6	4	.505	.364	3
2016 Memphis	.231	49	147	22	34	7	1	3	17	0	0	3	11	0	38	2	3	0	.354	.298	2
Springfield	.283	82	318	48	90	12	4	16	41	0	3	10	25	0	93	11	10	2	.497	.351	2
2017 Memphis	.283	123	431	74	122	18	1	20	55	1	3	10	34	0	118	15	9	3	.469	.347	3
ST. LOUIS	.235	32	85	10	20	3	0	3	10	0	1	1	5	1	24	2	1	1	.376	.283	2
2018 ST. LOUIS	.264	138	379	61	100	20	2	12	37	2	4	11	31	3	125	15	3	1	.422	.334	3
2019 Memphis	.317	16	63	23	20	3	0	7	15	0	0	4	8	0	16	3	0	1	.698	.427	1
ST. LOUIS	.205	128	347	54	71	14	3	12	39	1	2	10	46	4	117	11	3	3	.366	.314	4
2020 ST. LOUIS	.226	50	106	21	24	7	2	4	11	0	1	5	13	0	40	3	1	2	.443	.336	2
MINOR TOTALS	.284	331	1194	207	339	53	8	57	160	1	7	34	93	0	314	48	28	11	.485	.351	11
MAJOR TOTALS	.234	348	917	146	215	44	7	31	97	3	8	27	95	8	306	31	8	7	.399	.322	11

Note: Major League Uniform Numbers Worn: 48 (2017-present)

WILD CARD SERIES RECORD

Year Team	AVG	G	AB	R	H	2B	3B	HR	RBI	SH	SF	HBP	BB	IBB	SO	SB	CS	GDP	SLG	OBP	E
2020 STL vs. SD	.111	3	9	1	1	0	0	0	2	0	1	1	0	0	7	0	0	0	.111	.182	0

DIVISION SERIES RECORD

Year Team	AVG	G	AB	R	H	2B	3B	HR	RBI	SH	SF	HBP	BB	IBB	SO	SB	CS	GDP	SLG	OBP	E
2019 STL vs. ATL	.200	4	10	1	2	0	0	0	1	0	0	0	0	0	5	1	1	0	.200	.200	0

LEAGUE CHAMPIONSHIP SERIES RECORD

Year Team	AVG	G	AB	R	H	2B	3B	HR	RBI	SH	SF	HBP	BB	IBB	SO	SB	CS	GDP	SLG	OBP	E
2019 STL vs. WSH	.000	2	2	1	0	0	0	0	0	0	0	0	1	0	1	0	0	0	.000	.333	0



REGULAR SEASON FIELDING RECORD

Position	PCT	G	PO	A	E	TC	DP
Outfield	.983	311	620	19	11	650	5

Note: 2018: Led MLB outfielders in 5-star catches (7).

2019: Rawlings Gold Glove Award Finalist in center field. Baseball America's Best Defensive NL Outfielder. Led MLB outfielders Ultimate Zone Rating (12.9). Co-led MLB outfielders in double plays (4). Led NL outfielders in 5-star catches (4).

2020 SEASON HIGHS

Most Hits: 3, 9/6 at Chicago Cubs
Most Runs: 2, 3x. Last: 9/27 vs. Milwaukee
Most 2Bs: 2, 9/6 at Chicago Cubs
Most 3Bs: 1, twice. Last: 9/27 (1) vs. Milwaukee
Most HRs: 1, 4x. Last: 9/27 (1) vs. Milwaukee
Most RBI: 3, 9/12 vs. Cincinnati
Most BBs: 1, 13x. Last: 9/22 at Kansas City
Most SBs: 1, 3x. Last: 9/20 at Pittsburgh
Most HBP: 2, 7/25 vs. Pittsburgh
Longest Hitting Streak: 4 games, 8/22-8/25

CAREER HIGHS

Most Hits: 3, 9x. Last: 9/6/20 at Chicago Cubs
Most Runs: 2, 27x. Last: 9/27/20 vs. Milwaukee
Most 2Bs: 2, 3x. Last: 9/6/20 at Chicago Cubs
Most 3Bs: 1, 7x. Last: 9/27/20 (1) vs. Milwaukee
Most HRs: 2, 9/15/19 vs. Milwaukee
Most RBI: 3, 3x. Last: 9/12/20 vs. Cincinnati
Most BBs: 3, 8/20/19 vs. Milwaukee
Most SBs: 2, 6/13/19 at New York Mets
Most HBP: 2, twice. Last: 7/25/20 vs. Pittsburgh
Longest Hitting Streak: 8 games, 4/11-4/22/18

CAREER NOTES

- Of his 31 career home runs, 20 have been hit away from Busch Stadium, with highs of three each at PETCO Park, Oracle Park and Miller Park.
- Career .264/.338/.517 with .855 OPS in 293 plate appearances against left-handed pitching.
- Since 2017, has the 3rd-lowest GIDP pct. in the National League (3.7%), hitting into 7 double plays in 189 situations; trailing only teammate Matt Carpenter (2.9%) and Philadelphia's Scott Kingery (3.2%).
- Was one of eight MLB players in 2019 to record double-digit totals in home runs, stolen bases, and hit by pitches. Only Bader and Mike Trout did it from 2018-19.
- Was one of 15 National Leaguers and the only Cardinal to post back-to-back seasons with double-digit home run and stolen base totals (2018-19).
- Named to both the 2018 *Baseball America* and Topps All-Rookie Teams at one of three outfield positions with Ronald Acuña, Jr. and Juan Soto.
- 2018 MLBPA Heart & Hustle Award nominee.
- 2017 Cardinals Minor League Player of the Year.
- Lived with then Brewers Special Asst. to GM Craig Counsell and family in Whitefish Bay, Wisconsin while playing for the Lakeshore Chinooks of the collegiate summer Northwoods League after his freshman season at Florida in 2013.

Defensive Accolades

- Since beginning of 2018, ranks 1st among all MLB outfielders in zone rating (.944), T-1st in *Statcast's* Outs Above Average (36), 2nd in *FanGraphs's* Ultimate Zone Rating (24.8), and 4th in Defensive WAR (3.5), and in *SABR's* Defensive Index (20.9).
- Among all MLB center fielders since 2018, only Tampa Bay's Kevin Kiermaier 21.0 combined Defensive Index is higher than Bader's 18.2, according to *SABR*.

2018-20 MLB Outfield DEFENSIVE RANKS

Category	Stat	MLB Rank
5-Star Catches *	10	2nd
Outs Above Average *	36	T-1st
Zone Rating %	.944	1st
Range Finder/9 IP %	2.47	5th
Defensive Runs Saved ^	32	6th
Ultimate Zone Rating ^	24.8	2nd
Defensive Index #	20.9	4th
Defensive WAR \$	3.5	4th
Double Plays	5	T-6th
Outfield Assists	18	T-13th

*Statcast ^FanGraphs %STATS #SABR \$BaseballReference

- 2019 Rawlings Gold Glove Award finalist in center field, ranking 3rd among NL center fielders in *SABR's* Defensive Index (9.3).
- 2019 "Best Defensive Outfielder" in the National League, according to *Baseball America's* Best Tools Survey.
- In 2019, led the NL in *Statcast's* 5-star catches (4) and defensive jump (1.7), and ranked 3rd in Outs Above Average (13). Finished 1st among NL outfielders in Ultimate Zone Rating (12.9) and 7th in Defensive Runs Saved (13) according to *FanGraphs* advanced metrics.
- His .956 zone rating in 2019 was the highest by an outfielder in Cardinals history since the category began being tracked in 1987, according to *Stats LLC*.
- In 2018, led MLB in 5-star catches (7) & was T-1st in Outs Above Average (21) according to *Statcast*. Finished 4th in defensive runs saved (19) according to *FanGraphs*.
- Tied for the 2018 National League lead among rookies with eight outfield assists.



2020

National League Ranks: Triples (2, T-10th), Zone Rating-outfielders (.974, 2nd), outfield assist/game (0.06, 8th), Sprint Speed (29.4 feet/second, 9th), Runs Prevented (4, T-2nd).

- Played in 50 games, 49 in centerfield, 5th among National League centerfielders.
- Ranked 2nd behind teammate Tyler O'Neill in NL outfielder zone rating (.974).
- Recorded two outfield assists in centerfield, T-5th among NL centerfielders.
- Ranked 11th in MLB in Sprint Speed (29.4 feet/second) and tied for the Cardinals team lead in Outs Above Average (4).
- Batted .360 (9-25) vs. left-handed pitchers, would T-6th in NL with qualifying plate appearances.
- Homered in back-to-back games vs. Cincinnati (8/22-8/23).
- Doubled in three straight games (8/22-24) and had an extra-base hit in four straight, tripling on 8/25 vs. Kansas City).
- Hit a season-high two doubles at Chicago Cubs (9/6) tying his career-best for the 3rd time.
- Hit his 30th career home run vs. Cincinnati (9/12), a three-run shot off Amir Garrett (Garrett's first HR allowed to a RH batter in 2020), tying his career-high in RBI. Entered the game with four RBI in his first 32 games and had three on one swing.
- Tripled and homered vs. Milwaukee (9/27) becoming the first Cardinal since Lane Thomas to triple and homer in the same game and 13th Cardinal all-time to pull off the feat from the 8th slot.
- Hit his 4th home run of the season on the final day of the season vs. Milwaukee, launching a 425-ft shot into Big Mac Land. Was his first homer not hit against Cincinnati during the 2020 season

2020 POSTSEASON: Was 1-for-9 (.111) with 2 RBI and a sacrifice fly in three starts in centerfield...Struck out five times in five plate appearances in Game 1, becoming the first Cardinal in history and 3rd in MLB history to strike out five times in a postseason game (Cincinnati's Reggie Sanders in 1995 & Yankees' George Pipgras in 1932)...Went 1-for-3 with a sac fly and a single-game postseason high 2 RBI in Game 2.

BACKGROUND/PERSONAL

- Graduated from Horace Mann School in the Bronx neighborhood of New York City in 2012.
- Earned first-team all-region, first-team all-state, first-team all-city and was a member of the 2012 Rawlings Northeast All-Region First Team.
- While attending school, also played for the New York Grays, summer league baseball team.
- Played college baseball for three seasons at the University of Florida (2013-15).
- Previously committed to play at the University of Pittsburgh and University of Maryland before receiving a partial scholarship from Florida.
- Became the 11th player in school history to record 20+ home runs, 100+ RBI and 30+ steals over his career.

AWARDS & HONORS

Baseball America

Best Defensive Outfielder - National League

2019: St. Louis

Baseball America All Rookie Team - Outfield

2018: St. Louis

Topps All Rookie Team - Outfield

2018: St. Louis

MLB Players Alumni Association Heart & Hustle Award Nominee

2018: St. Louis

Cardinals Minor League Player of the Year

2017: Memphis (AAA)

Cardinals Minor League Player of the Month

April 2016: Springfield (AA)

July 2017: Memphis (AAA)

Texas League Mid-Season All-Star

2016: Springfield (AA)

Arizona Fall League All-Prospect Team

2016: Glendale

Arizona Fall League Rising Star

2016: Glendale

Midwest League Player of the Week

August 24-30, 2015: Peoria (A)

NCAA College World Series All-Tournament Team

2015: University of Florida

CAREER MILESTONES

Major League Debut

July 25, 2017 vs. Colorado

First Career Major League Hit

July 25, 2017 vs. Colorado
(9th inning, double, off Jake McGee)

First Career Major League Home Run

September 1, 2017 at San Francisco
(3rd inning, 2-run, off Johnny Cueto)

First Career Major League Stolen Base

September 4, 2017 at San Diego
(2nd inning, second base)



- 2015 Dick Howser Award Semifinalist as a junior.
- Was the 7th Gator in school history to be named to the NCAA College World Series Tournament Team in 2015.
- Named to the NCAA Gainesville Regional All-Tournament team.
- Hit lead-off homers vs. Miami (FL) in the College World Series and in the SEC Championship Game vs. Vanderbilt.
- Played on the Bourne Braves of the Cape Cod Baseball League in 2014.
- Lived with then Brewers special assistant to general manager Craig Counsell and family in Whitefish Bay, Wisconsin while playing for the Lakeshore Chinooks of the collegiate summer Northwoods League after his freshman season at Florida in 2013...suffered a season-ending Achilles tendon injury after 20 games.
- Harrison's favorite outfielder growing up was Torii Hunter.
- Resides in Miami, Florida.

2019 MAJOR LEAGUERS WITH DOUBLE-DIGIT HR, SB & HBP TOTALS

MLB Player	Team	HR	SB	HBP
Mike Trout	Angels	45	11	16
Shin-Soo Choo	Rangers	24	15	18
Ramon Laureano	Athletics	24	13	11
Starling Marte	Pirates	23	25	16
Victor Robles	Nationals	17	28	25
Adam Eaton	Nationals	15	15	13
Harrison Bader	Cardinals	12	11	10
Kolten Wong	Cardinals	11	24	13





LUKEN BAKER

(LOO-kehnn)

79

HEIGHT	WEIGHT	BATS/THROWS	BIRTH DATE	ML SERVICE
6-4	285	R/R	3/10/1997	0.000

FULL NAME: Luken Grosvenor Baker

BORN: Houston, Texas

OPENING DAY AGE: 24

BECAME CARDINAL: Selected in the second round (75th overall) Compensation Pick of the June, 2018 First-Year Player Draft

CONTRACT STATUS: Signed through 2021

FIRST BASEMAN (NON-ROSTER)



BAKER, LUKEN

COMPLETE RECORD

Year	Team	AVG	G	AB	R	H	2B	3B	HR	RBI	SH	SF	HBP	BB	IBB	SO	SB	CS	GDP	SLG	OBP	E
2018	Peoria	.288	37	139	16	40	9	0	3	15	0	1	0	16	0	31	0	0	10	.417	.359	0
	GCL Cardinals	.500	8	24	10	12	2	0	1	7	0	1	0	3	0	4	0	0	0	.708	.536	0
2019	Palm Beach	.244	122	439	47	107	32	1	10	53	0	2	3	52	1	112	1	1	9	.390	.327	10
2020	DID NOT PLAY -- NO MiLB SEASON																					
MINOR TOTALS		.264	167	602	73	159	43	1	14	75	0	4	3	71	1	147	1	1	19	.409	.343	10

CAREER NOTES

- Enters the 2021 season as the No. 23 ranked player in the Cardinals organization by *Baseball America*.
- Was the No. 28 prospect in the Cardinals organization entering the 2020 season by *Baseball America*.
- 2019 MiLB.com Player of the Month for August.
- Named Florida State League Player of the Week (8/5-11/19), batting .615 (8-13) with five runs scored, five extra base hits (4 doubles, home run) and four runs scored.
- Strong first baseman with power. Hit 28 home runs with 129 RBI at Texas Christian University.
- Won the Under Armour High School Home Run Derby at the 2014 All-Star Game Week in Minnesota.
- Led all Cardinals minor leaguers with 32 doubles in 2019.

2020

- Did not play due to COVID protocols canceling the 2020 Minor League season.
- Selected to attend his first Major League Spring Training as a non-roster invitee after appearing in two games out of minor league camp in 2019.

AWARDS & HONORS

Florida State League Player of the Week
2019: Palm Beach (High-A) - Aug. 5-11

MiLB.com Player of the Month
2019: Palm Beach (High-A) - August

BACKGROUND/PERSONAL

- Graduated from Oak Ridge High School in Conroe, Texas.
- Named 2015 Gatorade National Player of the Year and 2015 *Baseball America* First Team All-American.
- Won the 2014 Under Armour High School Home Run Derby at Target Field during All-Star Week in Minnesota.
- Originally selected by the Houston Astros in the 37th round of the June, 2015 First-Year Player Draft.
- Played college baseball at Texas Christian University (2016-18) where he batted .347 with 28 HR, 129 RBI and a .561 slugging percentage over three collegiate seasons. Averaged a home run every 12.61 at-bats.
- Resides in Spring, Texas.

CAREER TRANSACTIONS

- Selected by the Houston Astros in the 37th round (1,099th overall) of the June 2015 First-Year Player Draft, but did not sign.
- Selected by the St. Louis Cardinals in the second round Compensation Pick (75th overall) of the June 2018 First-Year Player Draft.



GÉNESIS CABRERA

92

(Hen-e-sis)

HEIGHT	WEIGHT	BATS/THROWS	BIRTH DATE	ML SERVICE
6-2	195	L/L	10/10/1996	1.040

FULL NAME: Génesis Cabrera

BORN: Santo Domingo, Dominican Republic

OPENING DAY AGE: 24

BECAME CARDINAL: Acquired from the Tampa Bay Rays along with OF Justin Williams and RHP Roel Ramirez in exchange for OF Tommy Pham and International Cap space, July 31, 2018

CONTRACT STATUS: Signed through 2021

MLB DEBUT: May 29, 2019 at Philadelphia

PITCHER



COMPLETE RECORD

Year	Team	W-L	ERA	G	GS	CG	GF	SHO	SV	IP	H	R	ER	HR	HBP	BB	IBB	SO	WP	BK	BA
2014	DSL Rays	2-1	2.45	14	1	0	0	0	0	29.1	20	9	8	0	0	3	0	26	3	0	.187
2015	Princeton	0-0	3.18	5	2	0	0	0	0	17.0	16	6	6	0	2	4	0	19	1	0	.254
2016	Bowling Green	*11-5	3.88	23	22	+2	0	0	0	116.0	110	58	50	9	5	48	0	96	6	2	.255
2017	Montgomery	5-4	3.62	12	12	0	0	0	0	64.2	75	32	26	6	3	27	0	51	5	1	.292
	Charlotte	4-5	2.84	13	12	0	0	0	0	69.2	45	25	22	3	3	25	0	60	8	0	.185
2018	Memphis	0-0	0.00	1	0	0	0	0	0	2.0	0	0	0	0	0	1	0	3	0	0	.000
	Montgomery	7-6	4.12	21	20	0	0	0	0	113.2	90	53	52	11	2	57	0	124	9	2	.218
	Springfield	1-3	4.74	5	5	0	0	0	0	24.2	24	15	13	3	0	13	0	21	2	0	.255
2019	ST. LOUIS	0-2	4.87	13	2	0	5	0	1	20.1	23	16	11	2	2	11	0	19	1	0	.274
	Memphis	5-6	5.91	20	18	0	0	0	0	99.0	107	68	65	20	5	39	0	106	4	1	.276
2020	ST. LOUIS	4-1	2.42	19	0	0	1	0	1	22.1	10	9	6	3	4	16	0	32	3	0	.132
MINOR TOTALS		35-30	4.06	114	92	2	0	0	0	536.0	487	266	242	52	20	217	0	506	38	6	.244
MAJOR TOTALS		4-3	3.59	32	2	0	6	0	2	42.2	33	25	17	5	6	27	0	51	4	0	.206

*Led League

+ Tied for League Lead

Note: Major League Uniform Numbers Worn: 61 (2019), 92 (2020-present)

WILD CARD RECORD

Year	Team	W-L	ERA	G	GS	CG	GF	SHO	SV	IP	H	R	ER	HR	HBP	BB	IBB	SO	WP	BK	BA
2020	STL vs. SD	0-0	18.00	2	0	0	0	0	0	1.0	1	2	2	0	1	3	0	1	0	0	.500

DIVISION SERIES RECORD

Year	Team	W-L	ERA	G	GS	CG	GF	SHO	SV	IP	H	R	ER	HR	HBP	BB	IBB	SO	WP	BK	BA
2019	STL vs. ATL	0-0	0.00	1	0	0	1	0	0	1.0	1	0	0	0	0	0	0	1	0	0	.250

LEAGUE CHAMPIONSHIP SERIES RECORD

Year	Team	W-L	ERA	G	GS	CG	GF	SHO	SV	IP	H	R	ER	HR	HBP	BB	IBB	SO	WP	BK	BA
2019	STL vs. WSH	0-0	0.00	1	0	0	0	0	0	0.2	0	0	0	0	0	0	0	0	0	0	.000



REGULAR SEASON FIELDING RECORD

Position	PCT	G	PO	A	E	TC	DP
Pitcher	1.000	32	0	3	0	3	0

REGULAR SEASON BATTING RECORD

Year Team	AVG	G	AB	R	H	2B	3B	HR	RBI	SH	SF	HBP	BB	IBB	SO	SB	CS	GDP	SLG	OBP	E
2020 ST. LOUIS	.000	19	0	0	0	0	0	0	0	0	0	0	0	0	0	0	0	0	.000	.000	0
MAJOR TOTALS	.000	32	4	0	0	0	0	0	0	0	0	0	0	0	4	0	0	0	.000	.000	0

CAREER TRANSACTIONS

- Signed by the Tampa Bay Rays as a non-drafted free agent, November 1, 2013.
- Acquired by the St. Louis Cardinals along with OF Justin Williams and RHP Roel Ramírez from the Tampa Bay Rays in exchange for OF Tommy Pham and International Cap space, July 31, 2018.
- Recalled as the 26th roster player for a doubleheader on August 31, 2019.

2020 SEASON HIGHS

- Most IP:** 2.0, twice. Last: 9/2 at Cincinnati
- Most Strikeouts:** 4, 9/6 at Chicago Cubs
- Most Walks:** 2, three times. Last: 9/27 vs. Milwaukee
- Most Runs Allowed:** 2, 8/15 [2] at Chicago White Sox
- Most ER Allowed:** 2, 8/15 [2] at Chicago White Sox
- Most Hits Allowed:** 2, 8/26 vs. Kansas City
- Most HRs Allowed:** 1, three times 9/10 [2] vs. Detroit
- Longest Winning Streak:** 3 games, 8/23-9/14
- Longest Losing Streak:** 1 game, 8/21
- Longest Scoreless Streak:** 7.1 IP, 9/14-9/27

CAREER HIGHS

- Most IP (Starter):** 4.2, 6/4/19 vs. Cincinnati
- Most IP (Relief):** 3.0, 9/5/19 vs. San Francisco
- Most Strikeouts (Starter):** 5, 5/29/19 at Philadelphia
- Most Strikeouts (Relief):** 4, 9/6/20 at Chicago Cubs
- Most Walks (Starter):** 2, twice. Last: 6/4/19 vs. Cincinnati
- Most Walks (Relief):** 2, three times. Last: 9/27/20 vs. Milwaukee
- Most Runs Allowed (Starter):** 5, 5/29/19 at Philadelphia
- Most Runs Allowed (Relief):** 3, twice. Last: 8/21/20 vs. Cincinnati
- Most ER Allowed (Starter):** 3, twice. Last: 5/29/19 at Philadelphia
- Most ER Allowed (Relief):** 2, twice. Last: 8/15/20 [2] at Chicago-AL
- Most Hits Allowed (Starter):** 8, 6/4/19 vs. Cincinnati
- Most Hits Allowed (Relief):** 3, 9/5/19 vs. San Francisco
- Most HRs Allowed:** 1, three times. Last: 9/10/20 [2] vs. Detroit
- Longest Winning Streak:** 3 games, 8/23/20-present
- Longest Losing Streak:** 2 games, 5/29/19-6/4/19
- Longest Scoreless Streak:** 7.1 IP, 9/14/20-present
- Last Start:** 6/4/19 vs. Cincinnati

CAREER NOTES

- Became the 2,000th player to appear in a game for the St. Louis Cardinals organization when he made his Major League debut at Philadelphia on May 29, 2019.
- Was acquired by the Cardinals along with OF Justin Williams and RHP Roel Ramírez from the Tampa Bay Rays at the 2018 trade deadline for OF Tommy Pham and International Cap space.
- Entered the 2020 season ranked as the No. 4 prospect in the Cardinals organization by *Baseball America*.
- Changed uniform number from 61 to 92 becoming the first Major League player in history to wear uniform No. 92.
- Recorded the final out of the 2019 NLDS clinching Game 5 win at Atlanta in his first MLB postseason appearance.
- Started his first two games in the Majors (0-2, 6.48 ERA, 8.1 IP, 5 SO, .342 Opp BA) and has appeared in relief since June 15, 2019 (4-1, 2.88 ERA, 34.1 IP, 46 SO, 2 SV, .164 Opp BA).
- 2018-19 Dominican Winter League Rookie of the Year posting a line of 0-0 with a 1.26 ERA and 21 strikeouts in 14.1 innings. Hurled 19-of-20 scoreless appearances while stranding 9-of-12 inherited runners.
- Tied the Pacific Coast League record by striking out nine consecutive batters vs. Omaha (8/24/19).
- Pitched a season-high 8.0 scoreless IP vs. Birmingham (6/24/18), walking one while throwing a season-high 112 pitches with Montgomery (AA).
- Two-time Minor League All-Star earning selections in the 2018 Southern League and 2016 Midwest League.
- Pitched a scoreless 3rd inning with two strikeouts for the South squad in the 2018 Southern League All-Star Game and 1.0 inning and allowing a run on two hits in the game pitching the 2nd inning of the 2016 Midwest League All-Star Game.

**CAREER NOTES CONTINUED...**

- Led the 2016 Midwest League with a career-high 11 wins pitching at Bowling Green (A).
- Did not allow his first professional home run until his 193rd career batter faced during his third professional season.
- Has pitched in the postseason in five straight seasons, making appearances in the Minor League postseason in each of his respective leagues in 2016-18 and twice in the Major Leagues 2019-20.
- Helped Memphis (AAA) to a Pacific Coast League Championship and Triple-A Championship in 2018. Pitched 3.2 innings in the PCL playoffs followed up with 1.1 scoreless innings in the Triple-A championship vs. Durham.
- Has made four career minor league postseason appearances with an 0-1 record and 1.50 ERA over 6.0 innings with seven strikeouts.
- Pitched four seasons for Lacey in the Dominican Winter League (2018-21), appearing in 34 games making three starts while posting marks of 0-0 with a 1.04 ERA and 46 strikeouts in 34.2 innings.

2020

- Entered the 2020 season ranked as the No. 4 prospect in the Cardinals organization by *Baseball America*.
- Changed uniform number from 61 to 92 becoming the first Major League player in history to wear uniform No. 92.
- Posted career-highs in wins (4), appearances (19), innings pitched (22.1) and strikeouts (32).
- Made eight appearances of four outs or more, leading Cardinals and T-9th among N.L. relievers.
- Led the Cardinals with 12 appearances in September, T-2nd most in the National League.
- Converted his first career save tossing 1.2 scoreless innings at PIT (9/19).
- Recorded four relief wins, T-2nd among National League relief pitchers and T-2nd overall on the Cardinals pitching staff with Jack Flaherty (T16th in N.L. overall).
- Led all Cardinals relief pitchers with 32 strikeouts.
- Left-handed batters started 0-for-23 before a single by Gregory Polanco at PIT (9/18[2]).
- Held all batters to a .132 opponent BA (6th in N.L.).
- Did not allow a run in his last six appearances (7.1 IP).
- Hit four batters during the season, ranking T-10th among National League pitchers.
- Pitched on consecutive days four times and three straight days (9/12-14) once.
- Made six scoreless appearances in the Dominican Winter League without allowing a hit, issuing five walks and striking out 10 batters.

AWARDS & HONORS

Dominican Winter League Rookie of the Year
2018-19: Lacey

Triple-A Championship
2018: Memphis (AAA)

Pacific Coast League Championship
2018: Memphis (AAA)

Southern League Mid-Season All-Star
2018: Montgomery (AA)

Florida State League Pitcher of the Week
2017: Charlotte (A) - May 22-28

Midwest League Mid-Season All-Star
2016: Bowling Green (A)

2020 POSTSEASON: Made two relief appearances in the Wild Card Series at San Diego. Earned a Hold in Game 1 recording two outs and allowed a hit, a walk and a hit batsman while facing four batters. Appeared in Game 2 in the 6th inning and walked the first two batters faced. He then struck out Trent Grisham before exiting the game. Both of the runners that he'd walked scored on Fernando Tatis, Jr.'s, subsequent home run.

BACKGROUND/PERSONAL

- His first name is pronounced "HEN-e-sis."
- Resides in Santo Domingo, Dominican Republic.



CONNER CAPEL

(KAY-puhl)

90

HEIGHT	WEIGHT	BATS/THROWS	BIRTH DATE	ML SERVICE
6-0	195	L/L	5/19/1997	0.000

FULL NAME: Michael Conner Capel

BORN: Katy, Texas

OPENING DAY AGE: 23 (Turns 24 on May 19)

BECAME CARDINAL: Acquired from the Cleveland Indians with OF Jhon Torres in exchange for OF Oscar Mercado, July 31, 2018.

CONTRACT STATUS: Signed through 2021

OUTFIELDER (NON-ROSTER)



CAPEL, CONNER

COMPLETE RECORD

Year	Team	AVG	G	AB	R	H	2B	3B	HR	RBI	SH	SF	HBP	BB	IBB	SO	SB	CS	GDP	SLG	OBP	E
2016	AZL Indians	.210	35	138	22	29	5	3	0	13	1	2	1	11	0	20	10	3	1	.290	.270	4
2017	Lake County	.246	119	439	73	108	22	7	22	61	2	4	4	43	0	108	15	10	6	.478	.316	3
2018	Lynchburg	.261	89	322	47	84	17	3	6	44	3	7	2	49	1	72	15	10	4	.388	.355	8
	Palm Beach	.248	29	117	11	29	6	1	1	19	1	0	1	7	1	30	0	1	1	.342	.296	0
2019	Memphis	.433	8	30	5	13	5	0	2	7	0	0	0	1	0	6	1	0	0	.800	.452	0
	Springfield	.232	98	341	39	79	12	1	9	40	0	2	2	23	0	84	9	4	4	.352	.283	3
2020	Texas (Ind.)	.200	27	85	9	17	3	1	1	6	0	0	2	8	25	3	1	1	1	.294	.284	--
MINOR TOTALS		.247	378	1387	197	342	67	15	40	184	7	15	10	134	2	320	50	28	16	.403	.314	18
INDEP. TOTALS		.200	27	85	9	17	3	1	1	6	0	0	2	8	25	3	1	1	1	.294	.284	--

CAREER NOTES

- Was acquired along with OF Jhon Torres in exchange for OF Oscar Mercado at the 2018 trade deadline. Has played as high as Triple-A Memphis during the 2019 season after turning pro in 2016.
- Played in 22 games for Glendale in the 2019 Arizona Fall League batting .266 (31-79) with 12 runs scored, three doubles, three home runs and nine RBI. Led the Desert Dogs in hits and tied for the team lead in runs. Ranked T-6th among league home run leaders.
- On 7-day minor league injured list with a right oblique strain (7/5-23/2019).
- Participated in early workouts and seminars as part of the Cardinals Spring Training Early Program (S.T.E.P.) prior to the 2019 season.
- 2018 Carolina League All-Star. Played for the North Squad and was 2-for-4 with an RBI as the starting left fielder.
- Two-time Midwest Player of the Week in 2017.
- Posted two multi-home run games in his career, both with Lake County (A) in 2017 (5/17 at Great Lakes & 8/6 vs. West Michigan).
- Ranked 3rd in the Midwest League with a career-best 22 home runs in 2017.
- Recorded a career-high 11 outfield assists in 2017, ranking 6th among Midwest League leaders.

2020

- Played 27 games for Team Texas of the Constellation Energy League, managed by Roger and Koby Clemens. Batted .200 (17-85) with three doubles, a triple, a home run and six RBI. The CEL was a four-team independent league created due to the COVID protocols.

CAREER TRANSACTIONS

- Selected by the Cleveland Indians in the fifth round (152nd overall) of the June 2016 First-Year Player Draft, but did not sign.
- Acquired by the St. Louis Cardinals from the Cleveland Indians along with OF Jhon Torres in exchange for OF Oscar Mercado, July 31, 2018.



BACKGROUND/PERSONAL

- Played high school baseball at Seven Lakes High School in Katy, Texas, where he batted .456 with 27 doubles and 23 stolen bases as a senior.
- Signed his college letter of intent to play at the University of Texas.
- Originally selected by the Cleveland Indians in the 5th round of the 2016 MLB Draft.
- His father, Mike Capel, was a right-handed pitcher, and pitched in a combined 49 games in the Major Leagues for the Cubs (1988), Brewers (1990) and Astros (1991), posting a 3-4 record with a 4.62 ERA and three saves in his career.
- Resides in Katy, Texas.

AWARDS & HONORS

Midwest League Player of the Week

2017: Lake County (A) - May 29-June 4

2017: Lake County (A) - August 7-13

Carolina League Mid-Season All-Star

2018: Lynchburg (A)



CAPPEL, CONNER



DYLAN CARLSON

3

HEIGHT	WEIGHT	BATS/THROWS	BIRTH DATE	ML SERVICE
6-2	200	S/L	10/23/1998	0.104

FULL NAME: Dylan James Carlson

BORN: Elk Grove, California

OPENING DAY AGE: 22

BECAME CARDINAL: Selected in the first round (33rd overall) of the June, 2016 First-Year Player Draft

CONTRACT STATUS: Signed through 2021

MLB DEBUT: Aug. 15, 2020 at Chicago White Sox - G1

OUTFIELDER



CARLSON, DYLAN

COMPLETE RECORD

Year Team	AVG	G	AB	R	H	2B	3B	HR	RBI	SH	SF	HBP	BB	IBB	SO	SB	CS	GDP	SLG	OBP	E
2016 GCL Cardinals	.251	50	183	30	46	13	3	3	22	0	1	1	16	0	52	4	2	5	.313	.404	1
2017 Peoria	.240	115	383	63	92	18	1	7	42	4	3	9	52	1	116	6	6	5	.342	.347	4
2018 Palm Beach	.247	99	376	63	93	19	3	9	53	1	5	7	52	3	78	6	3	12	.345	.386	4
Peoria	.234	13	47	5	11	3	0	2	9	0	0	0	10	1	10	2	0	3	.368	.426	0
2019 Springfield	.281	108	417	81	117	24	6	21	59	0	7	7	52	3	98	18	7	3	.518	.364	1
Memphis	.361	18	72	14	26	4	2	5	9	0	0	1	6	0	18	2	1	0	.681	.418	1
2020 ST. LOUIS	.200	35	110	11	22	7	1	3	16	0	1	0	8	0	35	1	1	3	.364	.252	2
MINOR TOTALS	.260	403	1478	256	385	81	15	47	194	5	16	25	188	8	372	38	19	28	.431	.350	11
MAJOR TOTALS	.200	35	110	11	22	7	1	3	16	0	1	0	8	0	35	1	1	3	.364	.252	2

WILD CARD RECORD

Year Team	AVG	G	AB	R	H	2B	3B	HR	RBI	SH	SF	HBP	BB	IBB	SO	SB	CS	GDP	SLG	OBP	E
2020 STL at SD	.333	3	9	2	3	1	0	0	0	0	0	1	4	0	3	1	0	0	.444	.571	0

REGULAR SEASON FIELDING RECORD

Position	PCT	G	PO	A	E	TC	DP
Outfield	1.000	34	64	4	0	68	2

2020 SEASON & CAREER HIGHS

Most Hits: 3, 9/22/20 at Kansas City

Most Runs: 2, twice. Last: 9/22/20 at Kansas City

Most 2Bs: 1, seven times. Last: 9/25/20 [2] vs. Milwaukee

Most HRs: 1, three times. Last: 9/24/20 vs. Milwaukee

Most RBIs: 3, twice. Last: 9/24/20 vs. Milwaukee

Most BBs: 1, eight times. Last: 9/25/20 [2] vs. Milwaukee

Most SBs: 1, 8/19/20 [1] at Chicago Cubs

Longest Hitting Streak: 6 games, 8/23-27/20

**CAREER NOTES**

- Enters the 2021 season as the Cardinals No. 1 prospect in *Baseball America* (No. 9 overall) and MLB.com (No. 13). Rated as “Best Hitter for Average” in the Cardinals organization by *Baseball America*’s “Best Tools” survey.
- Batted in the clean-up position for the 2020 Wild Card Series at San Diego, joining Stan Musial (1942) and Albert Pujols (2001) as the only two Cardinals to bat in that position in a postseason game. Joined Pujols and Ty Cobb as the only cleanup batters aged 21-or-younger to reach base safely four times in a postseason game.
- Made his Major League debut on August 15, 2020, playing both games of a doubleheader at Chicago (AL) in the Cardinals first game following a 17-day layoff without baseball due to a COVID breakout in the Cardinals clubhouse.
- Entered the 2020 season ranked by *Baseball America* as the No. 1 prospect in the Cardinals organization and No. 10 overall across Major League Baseball.
- At No. 1, ranks as the highest-rated position player in the Cardinals organization since Oscar Taveras (No. 1 in 2014).
- Also rated as the Cardinals “Best Hitter for Average” entering 2020 by the same publication.
- Hit 26 home runs and stole 20 bases in 2019, becoming one of 10 minor leaguers with at least 20 home runs and 20 stolen bases and the first Cardinals minor leaguer to do so since Terry Evans and Tyler Greene in 2006.
- 2019 Cardinals Minor League Player of the Year.
- Named Cardinals Minor League Player of the Month for May 2019; batted .304 with four home runs, five triples, 17 RBI and a .952 OPS in 27 games, with 13 of his 31 hits going for extra bases.
- Led the Cardinals 2019 minor league organization in hits (143), triples (8), and total bases (265), and ranked 2nd in home runs, runs (95), slugging (.571), and OPS (.914), 4th in doubles (28), and 5th in RBI (68), stolen bases (20) and walks (58).
- 2019 Texas League Mid-Season and Post-Season All-Star, while recognized as the league’s Player of the Year, joining Matt Adams (2011) and Oscar Taveras (2012) as Springfield (AA) winners. Dakota Hudson won 2017 Pitcher of the Year.
- 2019 *Baseball America* Minor League First Team All-Star, Baseball America Double-A All-Star, and Double-A Player of the Year.
- Participated in the 2019 SiriusXM All-Star Futures Game at Progressive Field in Cleveland. Batted seventh and started in right field, going 1-for-2 with an RBI.
- Member of the 2016 Gulf Coast League Cardinals champion squad. Played in the postseason in each of his first three professional seasons in the 2016 Gulf Coast League level (R), 2017 in Peoria (A), and 2018 in Palm Beach (A).
- Was the Cardinals compensation pick in the 2016 MLB draft for free agent John Lackey signing with the Chicago Cubs.
- Was the first of back-to-back compensation picks by St. Louis. Dakota Hudson was chosen next due to free agent Jason Heyward also signing with the Cubs.

AWARDS & HONORS

Cardinals Minor League Player of the Year
2019: Springfield (AA) & Memphis (AAA)

Cardinals Minor League Player of the Month
2019: Springfield (AA) - May

Baseball America Minor League All-Star First Team - Outfielder
2019: Springfield (AA) & Memphis (AAA)

Baseball America Double-A All-Star - Outfielder
2019: Springfield (AA)

Baseball America Double-A Player of the Year
2019: Springfield (AA)

Baseball America Best Defensive Outfielder - Texas League
2019: Springfield (AA)

MLB Pipeline Cardinals Hitting Prospect of the Year
2019: Springfield (AA) & Memphis (AAA)

MiLB.com Breakout Prospect of the Year Staff Choice
2019: Springfield (AA) & Memphis (AAA)

MiLB.com Top Offensive Player Fan Choice
2019: Springfield (AA) & Memphis (AAA)

SiriusXM All-Star Futures Game
2019: National League

Texas League Player of the Year
2019: Springfield (AA)

Texas League Post-Season All-Star
2019: Springfield (AA) - OF

Texas League Mid-Season All-Star
2019: Springfield (AA)

Gulf Coast League Championship
2016: GCL Cardinals (R)

- Played in the 2018 Florida State League playoffs (2-8, 2B, BB; 2 G) and the 2016 Gulf Coast League playoffs (4-15, 2 3B, 3 R, 3 RBI), helping the GCL Cardinals to their first league championship.



2020

- The switch-hitting 21-year old rookie played in 35 games, starting 16 games in CF, 8 in LF and 8 in RF.
- Started his first three games at all three outfield positions, the first Cardinals player to accomplish the feat since Colby Rasmus in 2009.
- Made his Major League debut at CWS (8/15) and played both games of the doubleheader, recording hit first hit in Game 2 with a double off Evan Marshall.
- Was optioned back to the Alternate Training Site on Sept. 7, having batted .162 (12-74) with a home run and 5 RBI. Recalled on Sept. 18 and batted .278 (10-36) with four doubles, a triple, two home runs, 11 RBI and an .936 OPS.
- His 11 RBI from his recall (9/18) through the end of the regular season, was T-4th most in the National League and most among MLB rookies.
- Hit his first Major League home run vs. CIN (8/23), a two-run shot off Nate Jones.
- Ranked T-3rd on the Cardinals with seven doubles.
- Ranked among MLB rookie leaders with seven doubles (T-3rd) and 16 RBI (T-6th).
- Led all Cardinals outfielders and all MLB rookie outfielders with four outfield assists; ranked T-3rd among National League outfielders.
- Turned two double plays as an outfielder, tied with Charlie Blackmon for most by an MLB outfielder.
- Ranked 9th among rookie outfielders with his 263.0 innings played in the outfield.
- Recorded two outfield assists vs. KC (8/25) becoming the first Cardinals rookie outfielder since Harrison Bader (6/15/18) to have multiple outfield assists in a game.
- Started and batted in the clean-up (No. 4 position) for the final regular season game. Was the first Cardinals rookie since Dmitri Young in 1997 and the 7th switch-hitter aged 21 or younger to start and bat 4th, and most recent since Ruben Sierra in 1987. Joined Butch Wynegar (90), Mickey Mantle (82), Eddie Murray (7), George Hunter (7), Frankie Frisch (2) and Ruben Sierra (1) on that list.

2020 POSTSEASON: Reached base safely in 8 of his first 11 plate appearances, walking four times, a hit by pitch and three hits. Reached base safely four times in Game 1 and three times in Game 2, making him the first Cardinal to reach base safely at least three times in his first two games since Jim Edmonds (2000), one behind Darrell Porter for the franchise mark. Joined Jim Edmonds as the only two Cardinals to reach base safely seven times in their first two career postseason games. Is the only player in MLB history to record two runs, two hits, two walks and a double (also a SB) in his first career postseason game. Became the 3rd Cardinal, along with Stan Musial (1942) and Albert Pujols (2001) to bat cleanup (No. 4) at the age of 21 in a postseason game. Joined Musial and Ty Cobb (1908) as the only cleanup hitters age 21 or younger to reach base four times in a postseason game.

CAREER MILESTONES

Major League Debut

August 15, 2020 at Chicago White Sox (Game 1)

First Career Major League Hit

August 15, 2020 at Chicago White Sox (Game 2)
(5th inning, double, off Evan Marshall)

First Career Major League Home Run

August 23, 2020 vs. Cincinnati
(7th inning, 2-run HR, off Nate Jones)

First Career Major League Stolen Base

August 19, 2020 at Chicago Cubs (Game 1)

PLAYERS AGE 21 BATTING CLEAN-UP REACHING BASE SAFELY FOUR TIMES IN POSTSEASON GAME

Player	Team	Date	Opp	Age
Dylan Carlson	STL	9/30/2020	at SD	21.343
Stan Musial	STL	10/4/1942	at NYY	21.317
Ty Cobb	DET	10/12/1908	at CHI	21.299

CARDINALS AGE 21 BATTING CLEAN-UP IN A POSTSEASON GAME

Player	Series	Opp.	Age
Dylan Carlson	2020 Wild Card	at SD	21.343
Albert Pujols	2001 NLDS	at ARI	21.266
Stan Musial	1942 World Series	at NYY	21.313

BACKGROUND/PERSONAL

- Graduated from Elk Grove (Calif.) High School where his father, Jeff, was the head coach of the baseball team.
- Dylan began taking infield and batting practice with his father's teams at age 11.
- Entered high school at age 13 and made varsity as a freshman.
- Was Elk Grove teammate of White Sox 2018 first round pick Nick Madrigal and Tigers 2014 first round pick Derek Hill.
- Hit .407 with nine homers and 40 RBI in 36 games as a senior, and .322 with 11 HR and 104 RBI over his high school career.
- Pitched, and primarily played first base before appearing in center field as a senior.
- Pitched complete game four-hitter with 10 strikeouts to lead Elk Grove to the 2016 San Joaquin Sectional Championship.
- Committed to play college baseball at Cal State Fullerton before drafted by the Cardinals.
- Invited to the 2015 Under Armour All-American Game at Wrigley Field. Went 1-for-3 while batting seventh and starting at first base for the National side in an 11-5 victory.
- Younger brother, Tanner, is an infielder at Long Beach State.
- Resides in Elk Grove, California.



MATT CARPENTER

13

HEIGHT	WEIGHT	BATS/THROWS	BIRTH DATE	ML SERVICE
6-4	210	L/R	11/26/1985	9.012

FULL NAME: Matthew Martin Carpenter**BORN:** Galveston, Texas**OPENING DAY AGE:** 35**BECAME CARDINAL:** Selected in the 13th round (399th overall) of the June, 2009 First-Year Player Draft**CONTRACT STATUS:** Signed through 2021, with a vesting option for 2022**MLB DEBUT:** June 4, 2011 vs. Chicago Cubs**INFIELDER**

COMPLETE RECORD

Year	Team	AVG	G	AB	R	H	2B	3B	HR	RBI	SH	SF	HBP	BB	IBB	SO	SB	CS	GDP	SLG	OBP	E
2009	Batavia	.469	9	32	9	15	3	0	0	3	0	0	1	4	0	2	0	1	0	.563	.541	0
	Quad Cities	.295	29	105	11	31	6	2	0	10	0	1	3	17	0	13	2	0	3	.390	.405	4
	Palm Beach	.219	32	114	13	25	6	1	2	9	2	1	1	10	0	24	1	0	3	.342	.286	2
2010	Palm Beach	.283	28	99	17	28	5	2	1	16	1	0	2	26	0	14	0	1	1	.404	.441	1
	Springfield	.316	105	396	76	125	26	3	12	53	4	4	4	64	4	88	11	2	12	.487	.412	8
2011	Memphis	.300	130	434	61	130	29	3	12	70	3	6	8	*84	1	68	5	4	12	.463	.417	16
	ST. LOUIS	.067	7	15	0	1	1	0	0	0	0	0	0	4	0	4	0	0	0	.133	.263	0
2012	ST. LOUIS	.294	114	296	44	87	22	5	6	46	0	7	3	34	2	63	1	1	10	.463	.365	9
	Springfield#	.300	3	10	3	3	1	0	1	3	0	0	0	3	0	1	0	1	0	.600	.462	0
	Memphis#	.143	3	7	1	1	0	0	0	0	0	0	0	2	0	2	0	0	2	.143	.333	0
2013	ST. LOUIS	.318	157	626	^126	*199	^55	7	11	78	3	7	9	72	1	98	3	3	4	.481	.392	12
2014	ST. LOUIS	.272	158	595	99	162	33	2	8	59	2	9	8	*95	2	111	5	3	3	.375	.375	16
2015	ST. LOUIS	.272	154	574	101	156	*44	3	28	84	0	4	6	81	5	151	4	3	5	.505	.365	14
2016	ST. LOUIS	.271	129	473	81	128	36	6	21	68	3	4	5	81	6	108	0	4	4	.505	.380	13
	Springfield#	.333	4	12	2	4	1	0	1	1	0	0	0	1	0	4	0	0	0	.667	.385	1
2017	ST. LOUIS	.241	145	497	91	120	31	2	23	69	2	5	9	109	4	125	2	1	5	.451	.384	13
2018	ST. LOUIS	.257	156	564	111	145	42	0	36	81	0	4	6	102	17	158	4	1	^0	.523	.374	16
2019	ST. LOUIS	.226	129	416	59	94	20	2	15	46	1	5	7	63	0	129	6	1	3	.392	.334	8
	Memphis#	.182	4	11	2	2	1	0	0	3	0	0	0	3	0	4	0	0	0	.273	.357	1
	Springfield#	.000	5	15	0	0	0	0	0	0	0	0	0	4	0	4	0	0	0	.000	.211	0
2020	ST. LOUIS	.186	50	140	22	26	6	0	4	24	0	0	6	23	1	48	0	1		.314	.325	3
	MINOR TOTALS	.295	352	1235	195	364	77	11	29	168	10	12	19	218	5	224	19	9	33	.445	.405	33
	MAJOR TOTALS	.266	1199	4196	734	1118	290	27	152	555	11	45	59	664	38	995	25	17	35	.457	.371	104

^ Led Majors *Led League #Injury Rehabilitation

Note: Major League Uniform Numbers Worn: 19 (2011), 13 (2012-present)

WILD CARD RECORD

Year	Team	AVG	G	AB	R	H	2B	3B	HR	RBI	SH	SF	HBP	BB	IBB	SO	SB	CS	GDP	SLG	OBP	E
2012	STL at ATL	1.000	1	1	0	1	0	0	0	1	0	0	0	0	0	0	0	0	0	1.000	1.000	0
2020	STL vs. SD	.222	3	9	3	2	1	0	0	2	0	1	1	3	0	4	0	0	0	.333	.429	0
	W.C. TOTALS	.300	4	10	3	3	1	0	0	3	0	1	1	3	0	4	0	0	0	.400	.467	0



DIVISION SERIES RECORD

Year Team	AVG	G	AB	R	H	2B	3B	HR	RBI	SH	SF	HBP	BB	IBB	SO	SB	CS	GDP	SLG	OBP	E
2012 STL vs. WSH	.000	5	4	0	0	0	0	0	0	0	0	0	0	0	3	0	0	0	.000	.000	0
2013 STL vs. PIT	.053	5	19	1	1	0	0	0	0	0	0	1	1	0	6	0	0	0	.053	.143	0
2014 STL vs. LAD	.375	4	16	4	6	3	0	3	7	0	0	0	1	0	4	0	0	0	1.125	.412	0
2015 STL vs. CHI	.235	4	17	3	4	0	0	1	1	0	0	0	1	0	5	0	0	0	.412	.278	0
2019 STL vs. ATL	.200	4	5	1	1	0	0	0	3	0	1	0	3	0	2	0	0	0	.200	.444	1
D.S. TOTALS	.197	22	61	9	12	3	0	4	11	0	1	1	6	0	20	0	0	0	.443	.275	1

LEAGUE CHAMPIONSHIP SERIES RECORD

Year Team	AVG	G	AB	R	H	2B	3B	HR	RBI	SH	SF	HBP	BB	IBB	SO	SB	CS	GDP	SLG	OBP	E
2012 STL vs. SF	.333	3	9	3	3	1	0	1	2	0	0	0	3	0	2	0	0	0	.778	.500	0
2013 STL vs. LAD	.261	6	23	4	6	2	1	0	2	0	1	0	3	0	5	1	0	0	.435	.333	1
2014 STL vs. SF	.200	5	20	2	4	1	0	1	1	0	0	0	2	0	8	0	0	1	.400	.273	1
2019 STL vs. WSH	.000	4	8	0	0	0	0	0	0	0	0	0	0	0	4	0	0	0	.000	.000	0
L.C.S. TOTALS	.217	18	60	9	13	4	1	2	5	0	1	0	8	0	19	1	0	1	.417	.304	2

WORLD SERIES RECORD

Year Team	AVG	G	AB	R	H	2B	3B	HR	RBI	SH	SF	HBP	BB	IBB	SO	SB	CS	GDP	SLG	OBP	E
2013 STL vs. BOS	.296	6	27	3	8	1	0	0	2	0	1	0	0	0	6	0	0	0	.333	.286	2

ALL-STAR RECORD

Year Team	AVG	G	AB	R	H	2B	3B	HR	RBI	SH	SF	HBP	BB	IBB	SO	SB	CS	GDP	SLG	OBP	E
2013 National	.000	1	2	0	0	0	0	0	0	0	0	0	0	0	1	0	0	0	.000	.000	0
2014 National	SELECTED -- DID NOT PLAY																				
2016 National	SELECTED -- DID NOT PLAY - INJURED																				
ALL-STAR TOTALS	.000	1	2	0	0	0	0	0	0	0	0	0	0	0	1	0	0	0	.000	.000	0

REGULAR SEASON FIELDING RECORD

Position	PCT	G	PO	A	E	TC	DP
First Base	.992	319	2294	150	19	2294	239
Second Base	.981	212	323	551	17	891	139
Third Base	.957	665	342	1103	65	1510	111
Outfield	.885	26	21	2	3	26	0

Note: Is one of only seven players in Major League history to appear defensively in 200 or more games at first base, second base, and third base.

2014: Led National League third basemen in assists (288) and total chances (394).

2020 SEASON HIGHS

Most Hits: 2, 7x. Last: 9/25 vs. Milwaukee
Most Runs: 2, twice. Last: 9/13 vs. Cincinnati
Most 2Bs: 1, 6 times. Last: 9/25 vs. Milwaukee
Most HRs: 1, 4 times. Last: 9/21 at Kansas City
Most RBI: 4, 8/19 at Chicago Cubs [1]
Most BBs: 2, 3x. Last: 9/8 vs. Minnesota [2]
Longest Hitting Streak: 3 games, twice. Last: 8/18-8/19 [2]

CAREER HIGHS

Most Hits: 5, three times. Last: 7/20/18 at Chicago Cubs
Most Runs: 5, 6/26/18 vs. Cleveland
Most 2Bs: 4, 8/26/18 at Colorado
Most 3Bs: 2, 5/31/16 at Milwaukee
Most HRs: 3, 7/20/18 at Chicago Cubs
Most RBI: 7, 7/20/18 at Chicago Cubs
Most BBs: 4, 9/12/17 vs. Cincinnati
Most HBP: 3, 6/4/13 vs. Arizona
Longest Hitting Streak: 18 games, 5/21-6/9/13
Leadoff HR: 24. Last: 6/4/19 vs. Cincinnati (Castillo)
Pinch HR: 3, 5/30/19 at Philadelphia (E. Garcia)
Grand Slams: 2, 8/19/20 (Game 1 of DH) at Chicago Cubs (Mills)
Game Ending HR: 3, 4/10/18 vs. Milwaukee (Hoover)
Extra Inning HR: 4, 9/19/19 at Chicago Cubs (Kimbrel)

**CAREER TRANSACTIONS**

- Selected by St. Louis Cardinals in the 13th round (399th overall) of the June 2009 free agent draft.
- On St. Louis injured list (right oblique strain), May 23-June 22, 2012; included injury rehabilitation assignments to Springfield (AA) and Memphis (AAA).
- On St. Louis paternity list, May 26-28, 2016.
- On St. Louis injured list (right oblique strain), July 7-August 4, 2016; included injury rehabilitation assignment to Springfield (AA).
- Served one-game Major League Baseball suspension, April 25, 2017.
- On St. Louis injured list (lower back strain), July 2-10, 2019.
- On St. Louis injured list (right foot contusion), July 16-August 3, 2019; included injury rehabilitation assignments to Memphis (AAA) and Springfield (AA).

CAREER NOTES

- Leads active MLB leadoff hitters in doubles (215), plate appearances per walk (7.43), and pitches per plate appearance (4.27), while ranking T1st in walks (462), and 2nd in on-base percentage (.389) and (*minimum. 900 PA*).
- His career .491 batting average (28-57) with the bases loaded ranks as the highest all-time in Major League history (*since 1974*). Has two grand slams and 86 RBI.
- Ranks among active Interleague leaders in career on-base pct. (.399, T3rd), slugging (.566, T5th), and OPS (.965, 5th).
- Since 2013, ranks 2nd in MLB in doubles (267), 4th in runs scored (690), and 6th in walks (626).
- In 2018, his 42 doubles, 36 home runs and 102 walks joined him with Albert Pujols (2008-09) and Stan Musial (1949, '53-54) as the only Cardinals to hit 40 doubles, 30 home runs, and draw 100 walks in a season.
- In 2018, became the first Cardinal since Albert Pujols (2008-09) and first Major Leaguer since Detroit's Miguel Cabrera (2011) to score 100 runs, draw 100 walks, hit 40 doubles and 30 home runs in a single season. It marked the 32nd instance all-time in MLB history, and first ever without hitting into a double play during the season.
- Did not hit into a double play during the 2018 season. Became the first MLB player to play an entire season with at least 550 at-bats and no GIDP's since Houston's Craig Biggio (1997) and the first all-time with the Cardinals. Led MLB with a 0.0 GIDP percent.
- Signed a two-year contract extension on April 10, 2019, that runs through the 2021 season with a vesting option for 2022.

Awards

- Three-time National League All-Star (2013-14, 2016). Selected in 2013 by vote of players, and in 2014 and 2016 by manager selections. Was a Final Vote finalist in 2018.
- 2013 NL Silver Slugger award winner at Second Base. Hit .318 (5th in NL), leading MLB runs (126), hits (199), doubles (55), multi-hit games (63) and tying for the MLB lead with 18 three-hit games.
- Finished in the Top 10 in the National League MVP voting on two occasions (4th in 2013 and 9th in 2018).
- 2010 Cardinals Minor League Player of the Year.

AWARDS & HONORS**National League All-Star**

2016: St. Louis
2014: St. Louis
2013: St. Louis

National League Player of the Month

2018: St. Louis - July

National League Player of the Week

2018: St. Louis - July 30-August 5
2018: St. Louis - July 16-22
2016: St. Louis - May 30-June 5
2015: St. Louis - April 13-19

Louisville Slugger Silver Slugger Award

2013: St. Louis (2B)

MLBPA St. Louis**Heart & Hustle Award Nominee**

2015: St. Louis
2014: St. Louis
2013: St. Louis

Cardinals Minor League Player of the Year

2010: Springfield (AA)

TOPPS Double-A All-Star

2010: Springfield (AA)

Texas League Post-Season All-Star

2010: Springfield (AA)

Texas League Mid-Season All-Star

2010: Springfield (AA)

Texas League Player of the Week

2010: Springfield (AA) - August 3-9
2010: Springfield (AA) - July 20-26

USA Today Prep National Championship

2002: Elkins High School (TX)



CAREER MILESTONES

Major League Debut

June 4, 2011 vs. Chicago Cubs

First Major League Hit

June 4, 2011 vs. Chicago Cubs
(9th inning, double, off Kerry Wood)

First Major League Home Run

April 15, 2012 vs. Chicago Cubs
(5th inning, 2-run, off Lendy Castillo)

100th Major League Home Run

May 1, 2018 vs. Chicago White Sox
(9th inning, solo, off Joakim Soria)

1,000th Major League Game

September 7, 2018 at Detroit

1,000th Major League Hit

March 29, 2019 at Milwaukee
(7th inning, single, off Jacob Barnes)

500th Major League RBI

May 24, 2019 vs. Atlanta
(9th inning, solo home run, off Sean Newcomb)

150th Major League Home Run

September 4, 2020 at Chicago Cubs
(6th inning, solo, off Yu Darvish)

MOST SEASONS PLAYED EXCLUSIVELY WITH THE CARDINALS (1892-2021)

Seasons	Position	Tenure
22 Stan Musial	OF, 1B	1941-44, '46-63
18 Yadier Molina	C	2004-21
17 Bob Gibson	RHP	1959-75
16 Adam Wainwright	RHP	2005-10, '12-21
13 Pepper Martin	OF/3B	1928, '30-40, '44
12 Tom Pagnozzi	C	1987-98
11 Matt Carpenter	INF/OF	2011-21
11 Terry Moore	OF	1935-42, '46-48

MOST CAREER HITS AMONG PLAYERS TO APPEAR EXCLUSIVELY WITH ST. LOUIS

Seasons	Hits	Tenure
1. Stan Musial	3,630	1941-44, '46-63
2. Yadier Molina	2,001	2004-21
3. Terry Moore	1,318	1935-42, '46-48
4. Pepper Martin	1,227	1928, '30-40, '44
5. Matt Carpenter	1,118	2011-21

St. Louis Cardinals All-Time Leaders

- The 2021 season is his 11th in St. Louis (2011-20), tying outfielder Terry Moore (1935-42, '46-48) for 7th-most among players to appear exclusively as a member of the Cardinals.
- Ranks among Cardinals all-time leaders in walks (664, 7th) plate appearance per walk (7.49, 3rd), pitches per plate appearance (4.27, 1st), multiple-walk games (135, T6th), extra-base hits (469, 14th), doubles (290, 13th), and home runs (152, T13th).
- Collected his 1,000th career hit on March 29, 2019 at Milwaukee. Is one of five players with 1,000 hits exclusively as a member of the Cardinals. He's joined by Stan Musial (3,630), Yadier Molina (2,001), Terry Moore (1,318) and Pepper Martin (1,227).
- Set the St. Louis franchise record for most doubles by a left-handed batter (55) in 2013, breaking Stan Musial's mark of 53 established in 1953. Carpenter's 55 doubles are also a team record for a second baseman.

Home Runs

- His 24 career lead-off home runs are the most in Cardinals history and rank 6th among active Major Leaguers (30th all-time).
- Hit single-season franchise record eight leadoff home runs in 2018, breaking his previous record of five (2015) that was shared with Lou Brock (1967, 1970) and Ray Lankford (1994).
- Has hit 111-of-152 career home runs while batting in the No. 1 position in the lineup, 5th-most among active Major Leaguers (23rd all-time).
- His career high and team-leading 36 home runs in 2018 were the most by a Cardinal since Albert Pujols (37 in 2011) and the most by a Cardinals left-handed hitter since Jim Edmonds (42 in 2004). He finished the season ranked T-6th (Stan Musial, 1949) among Cardinals left-handed batters in single season home runs.
- In 2018, was the only Major Leaguer to lead his team in home runs (36) and start 100 or more games from the leadoff spot in the same season, and second Cardinal in franchise history, joining Jesse Burkett (10 HR, 141 GS) in 1901. (*Elias*).

Busch Stadium III

- Holds the all-time Busch Stadium III record in walks (331), runs scored (368), and triples (15), while ranking 2nd to Yadier Molina in games played (603), plate appearances (2,456), hits (564), doubles (155) and sacrifice flies (26).
- Holds the Busch Stadium III single-season hits record (112), batting .360 (112-311) during the 2013 season.

Walks

- Has recorded six seasons of 30 or more doubles and 70 or more walks (2013-18). Only Stan Musial (14) and Albert Pujols (9) have more in Cardinals history.
- Since 2013, is one of five players to draw 60 or more walks seven times, joining Mike Trout, Carlos Santana, Paul Goldschmidt, and Anthony Rizzo.



- Since 2017, is one of four Major Leaguers to record two 100+ walk seasons, joining Joey Votto (2017-18), Mike Trout (2018-19), and Carlos Santana (2018-19).
- Is one of five Cardinals with multiple 100-walk seasons, joining Stan Musial (3, 1949, '53-54), Albert Pujols (3, 2008-10), Miller Huggins (2, 1910, '14), Mark McGwire (2, 1998-99), and Jim Edmonds (2, 2000, '04).
- Ranked 2nd in the NL with a career-high 109 walks in 2017, and finished 4th in 2018 with 102 free passes.
- His 95 walks in 2014 marked the highest single-season total by a Cardinals third baseman in franchise history.

Defensive Accolades

- Is one of only seven players in Major League history to appear defensively in 200 or more career games at first base, second base and third base, joining Pete Rose, Bill Goodman, Gregg Jefferies, Scott Spiezio, Mark Loretta, and Jorge Cantú.
- In 2016, became the first player in MLB history to start at least 40 games each at first base, second base and third base during a season in which he hit 20 or more home runs.

Postseason Career

- Ranks among all-time Cardinals postseason leaders in pitches/PA (4.23, 1st), games (50, 6th), sacrifice flies (4, 1st), extra-base hits (16, 6th), walks (17, T6th), doubles (9, T5th), and go-ahead RBI (7, T4th).
- Has appeared in six postseasons (2012-15, '19-20) with the Cardinals, tied with Jim Edmonds, and Matt Holliday for 3rd-most in franchise history. Only Yadier Molina (11) and Albert Pujols (7) have appeared in more.
- Became first player in franchise history to homer in three consecutive games of a single postseason series (2014 Division Series Games 1-3 vs. Los Angeles Dodgers).
- Recorded eight extra-base hits during 2014 postseason, tying a MLB single-postseason record by a leadoff hitter, shared by Rickey Henderson (1989 Athletics), Lenny Dykstra (1993 Phillies) and Derek Jeter (2009 Yankees).

2020

NL Ranks: Hit by pitch (6, T-8th), Lowest GIDP pct. (2.3%, 8th).

- Was shifted on in 97.0% of his plate appearances, most in MLB among players with 20 or more plate appearances.
- Since 2017, has the lowest GIDP pct. in the NL (2.9%).
- Started 29 games at third base, four at first base and 13 as the designated hitter.
- Batted .250 (11-44, HR) as the DH.
- Led the Cardinals in go-ahead RBI (8) and co-led in game-winning RBI (4) with Kolten Wong.
- Tallied an RBI in five straight games with an at-bat, longest streak by a Cardinal (T-7th longest in NL).
- Was 2-for-3 with a grand slam, 10 RBI and three walks with the bases loaded (2.524 OPS). Owns the highest career BA with bases loaded in MLB history (.491, 28-57).
- Hit his second career grand slam at Chicago Cubs (8/19 [1]). Both of his grand slams have been hit in the first game of doubleheaders (4/27/17 vs. Toronto [1]).

HIGHEST CAREER BATTING AVERAGE WITH BASES LOADED - MLB HISTORY

Rank	Average	Seasons
1. Matt Carpenter	.491 (28-57)	2011-20
2. Pat Tabler	.489 (43-88)	1981-92
3. Jeff Keppinger	.456 (26-57)	2004-13
Yoenis Céspedes	.455 (26-57)	2012-20

minimum 60 plate appearances (since 1974)

PLAYERS IN MLB HISTORY TO APPEAR DEFENSIVELY IN 200+ GAMES AT 1B, 2B, & 3B

Player	1B	2B	3B	Seasons
Pete Rose	939	628	634	1963-86
Bill Goodman	407	623	330	1947-62
Gregg Jefferies	380	346	277	1987-2000
Scott Spiezio	469	317	271	1996-2007
Mark Loretta	214	829	234	1995-2009
Jorge Cantú	287	220	347	2004-11
Matt Carpenter	319	212	665	2011-20

CAREER LEADOFF HOME RUNS

Active MLB Rank	HR	Seasons
1. George Springer	39	2014-present
2. Charlie Blackmon	36	2011-present
3. Shin-soo Choo	36	2005-present
4. Brian Dozier	28	2012-present
5. Dexter Fowler	26	2008-present
6. Matt Carpenter	24	2011-present

Cardinals All-Time Rank	HR	Seasons
1. Matt Carpenter	24	2011-present
2. Lou Brock	21	1964-1979
3. Ray Lankford	6	1990-2001, '04
Ray Blades	6	1922-28, '30-32
5. Jack Smith	5	1915-26
Lonnie Smith	5	1982-85
Dexter Fowler	5	2017-present

All-Time Franchise Leaders & Rank	Seasons
1. Craig Biggio (53) - Astros	1988-2007
2. Jimmy Rollins (46) - Phillies	2000-14
3. Brady Anderson (44) - Orioles	1988-2001
4. Rickey Henderson (43) - A's	1979-84 '89-95, '98
5. Ichiro Suzuki (37) - Mariners	2001-12, '18
6. Charlie Blackmon (36) - Rockies	2011-present
7. Paul Molitor (33) - Brewers	1978-92
8. Derek Jeter (29) - Yankees	1995-2014
Ian Kinsler (29) - Rangers	2006-13
10. Bobby Bonds (28) - Giants	1968-74
Davey Lopes (28) - Dodgers	1972-81
Brian Dozier (28) - Twins	2012-18
13. Rickey Weeks Jr. (26) - Brewers	2003, '05-14
14. Hanley Ramirez (25) - Marlins	2006-12
15. Matt Carpenter (24) - Cardinals	2011-present
Curtis Granderson (24) - Tigers	2004-09
Rickey Henderson (24) - Yankees	1985-89

CARPENTER, MATT



ST. LOUIS CARDINALS ALL-TIME OFFENSIVE LEADERS

Rank	Walks	Seasons
1. Stan Musial	1,599	1941-44, '46-63
5. Ray Lankford	780	1990-2001, '04
6. Lou Brock	681	1964-79
7. Matt Carpenter	664	2011-present

Rank	Multi-Walk Games	Seasons
1. Stan Musial	295	1941-44, '46-63
2. Albert Pujols	196	2001-11
3. Enos Slaughter	155	1938-52
4. Ozzie Smith	139	1982-96
5. Ray Lankford	137	1990-2001, '04
6. Miller Huggins	135	1910-16
Matt Carpenter	135	2011-present

Rank	Extra Base Hits	Seasons
1. Stan Musial	1,377	1941-44, '46-63
9. Joe Medwick	610	1932-40, '47-48
10. Yadier Molina	548	2004-present
13. Red Schoendienst	482	1945-56, '61-63
14. Matt Carpenter	469	2011-present

Rank	Doubles	Seasons
1. Stan Musial	725	1941-44, '46-63
4. Yadier Molina	381	2004-present
12. Ted Simmons	332	1968-80
13. Matt Carpenter	290	2011-present

Rank	Home Runs	Seasons
1. Stan Musial	475	1941-44, '46-63
9. Ted Simmons	172	1968-80
10. Yadier Molina	160	2004-present
11. Johnny Mize	158	1936-41
Matt Holliday	156	2009-16
13. Joe Medwick	152	1932-40, '47-48
Matt Carpenter	152	2011-present

ACTIVE INTERLEAGUE LEADERS

MLB Rank	On-Base Pct.	Seasons
1. Mike Trout	.407	2012-20
2. Josh Donaldson	.401	2012-20
3. Matt Carpenter	.399	2012-20

MLB Rank	Slugging Pct.	Seasons
1. Anthony Rendon	.596	2013-20
2. Alex Bregman	.572	2016-20
Mike Trout	.572	2012-20
4. Josh Donaldson	.570	2012-20
5. Josh Bell	.566	2016-20
Matt Carpenter	.566	2011-20

MLB Rank	OPS	Seasons
1. Mike Trout	.979	2012-20
2. Josh Donaldson	.971	2012-20
Alex Bregman	.971	2016-20
4. Anthony Rendon	.966	2013-20
5. Matt Carpenter	.965	2012-20

minimum 300 PA

2020 POSTSEASON: Hit .222/.429/.333 in three Wild Card Series games vs. San Diego...reached base safely in six of 14 plate appearances...became the Cardinals all-time postseason leader in sacrifice flies (4) with a first inning launch to score Yadier Molina in Game 1... scored a postseason career-high three runs in Game 2, reaching base on a double, walk and hit by pitch...his 2nd inning double moved him into 5th place in Cardinals postseason history (9), 6th place in extra-base hits (16)...surpassed David Freese for 6th place all-time in Cardinals postseason games played (50) and tied Carlos Beltran for 7th place postseason RBI (21).

BACKGROUND/PERSONAL

- Graduated from Elkins High School in Prosper, Texas.
- Led Elkins High School to the USA Today Prep National Championship in 2002. Was a 2004 second team all-American and graduated as the school's all-time leader in hits.
- Played college ball at Texas Christian University and left as the TCU career leader in games (241) and at-bats (843) and was a 3-time Mountain West Conference selection.
- Hit two homers in 2009 Austin Super Regional vs. No. 4 Texas.
- Named by the MLBPA as the Cardinals Heart and Hustle Award winner in 2013, 2014 and 2015, given to players who demonstrate a passion for the game and best embodies the values, spirit and tradition of the game.
- Since 2014, has served as a charter member of the Taylor Hooton Foundation's "Advisory Board" of Major League players. Dedicates himself a role model for our nation's youth about the dangers of Appearance- and Performance-Enhancing Supplements.
- His father, Rick, the baseball coach at Prosper (TX) High School, was named Coach of the Year by the National Federation of State High School Associations (NFHS) in 2014 and had Elkins High School baseball field named after him in 2015.
- His brother, Tyler, played college baseball at UT-San Antonio and two years in the Mets organization.
- Matt and his wife, Mackenzie, have been a regular supporters of Homers for Health program that helps children and families in partnership with SSM Health Cardinal Glennon Children's Hospital.
- With the assistance of teammate Adam Wainwright in 2018, began producing and sharing his lucky homemade salsa that was made from ingredients from his home garden...teamed with Schnucks markets to sell his homemade secret recipe, "Bueno Mojo Salsa," and donated a portion of the proceeds to Cardinals Care...sold "It's Gotta Be The Salsa" t-shirts to raise money for SSM Health Cardinal Glennon Children's Hospital.
- In 2019, Matt Carpenter Field was dedicated in his honor at the Pagedale Family Resource Center in Pagedale, Missouri. Marked the 24th field dedicated by Cardinals Care since its inception in 1997.
- Matt is one of a select few players who do not wear batting gloves.
- He and his wife, Mackenzie, and their daughter, Kinley and son Kannon, reside in Glen Rose, Texas.



ACTIVE MLB LEADERS - BATTING 1ST (minimum 900 plate appearances)

Rank	On-Base Pct.	Seasons
1. Ronald Acuña Jr.	.385	2018-20
2. Matt Carpenter	.382	2012-20
3. Shin-soo Choo	.378	2011-20

Rank	PA/Walk	Seasons
1. Matt Carpenter	7.43	2012-20
2. Dexter Fowler	7.77	2008-20
3. Shin-soo Choo	7.97	2011-20

Rank	Pitches/PA	Seasons
1. Matt Carpenter	4.27	2012-20
2. Brett Gardner	4.26	2008-20
5. Dexter Fowler	4.13	2008-20

Rank	Walks	Seasons
1. Dexter Fowler	462	2008-20
Matt Carpenter	462	2012-20
3. Shin-soo Choo	422	2011-20

Rank	Doubles	Seasons
1. Matt Carpenter	215	2012-20
2. Charlie Blackmon	189	2011-20
3. Mookie Betts	180	2014-20
4. Dexter Fowler	165	2008-20

Rank	Runs Scored	Seasons
1. Charlie Blackmon	596	2011-20
2. Matt Carpenter	549	2012-20
3. Mookie Betts	515	2008-20
4. Dexter Fowler	513	2008-20

Rank	OPS	Seasons
1. Ronald Acuña Jr.	.953	2018-20
2. Mookie Betts	.913	2014-20
5. Matt Carpenter	.864	2012-20

Rank	RBI	Seasons
1. Charlie Blackmon	433	2011-20
2. Mookie Betts	374	2014-20
3. Matt Carpenter	369	2012-20

Rank	Hits	Seasons
1. Charlie Blackmon	1,030	2011-20
2. Dee Strange-Gordon	907	2011-20
3. Matt Carpenter	808	2012-20
4. Dexter Fowler	790	2008-20

Rank	Extra-Base Hits	Seasons
1. Charlie Blackmon	383	2011-20
2. Matt Carpenter	346	2012-20
3. Mookie Betts	326	2014-20
4. Dexter Fowler	292	2008-20

Rank	Total Bases	Seasons
1. Charlie Blackmon	1,758	2011-20
2. Matt Carpenter	1,396	2012-20
3. Mookie Betts	1,355	2014-20
4. Dexter Fowler	1,287	2008-20

Rank	Times On Base	Seasons
1. Charlie Blackmon	1,342	2011-20
2. Matt Carpenter	1,308	2012-20
3. Dexter Fowler	1,281	2008-20

Rank	Home Runs	Seasons
1. Charlie Blackmon	151	2011-20
2. George Springer	136	2015-20
3. Mookie Betts	123	2014-20
4. Matt Carpenter	111	2012-20



JESÚS CRUZ

60

(hey-zues)

HEIGHT	WEIGHT	BATS/THROWS	BIRTH DATE	ML SERVICE
6-1	225	R/R	4/15/1995	0.019

FULL NAME: Jesus Cruz

BORN: Salinas de Hidalgo, San Luis Potosi, Mexico

OPENING DAY AGE: 25 (Turns 26 on April 15)

BECAME CARDINAL: Signed as an international free agent, July 2, 2017

CONTRACT STATUS: Signed through 2021

PITCHER (NON-ROSTER)



CRUZ, JESÚS

COMPLETE RECORD

Year	Team	W-L	ERA	G	GS	CG	GF	SHO	SV	IP	H	R	ER	HR	HBP	BB	IBB	SO	WP	BK	BA
2017	Monterrey (Mex.)	0-1	8.49	13	0	0	6	0	0	11.2	17	11	11	1	1	7	0	11	0	0	.327
	State College	1-0	1.93	5	0	0	4	0	1	4.2	4	1	1	0	0	0	0	8	0	0	.235
	GCL Cardinals	0-0	5.40	1	0	0	0	0	0	1.2	4	1	1	0	0	0	0	3	0	0	.500
	DSL Cardinals	3-0	0.71	9	0	0	7	0	2	12.2	5	3	1	0	0	4	0	19	0	0	.119
2018	Palm Beach	6-0	3.54	25	11	0	4	0	1	68.2	49	27	27	5	2	33	0	85	2	1	.198
	Peoria	1-1	2.16	5	5	0	0	0	0	16.2	17	6	4	0	2	8	0	19	1	0	.266
2019	Memphis	6-6	6.24	50	0	0	10	0	0	57.2	51	44	40	8	6	41	2	79	1	2	.239
	Springfield	0-0	2.45	2	0	0	0	0	0	3.2	1	1	1	0	0	5	0	10	0	0	.089
2020	ST. LOUIS	0-0	18.00	1	0	0	0	0	0	1.0	3	2	2	0	0	1	0	2	0	0	.600
MINOR TOTALS		17-7	4.07	97	16	0	25	0	4	165.2	131	83	75	13	10	91	2	223	4	3	.226
MEXICO TOTALS		0-1	8.49	13	0	0	6	0	0	11.2	17	11	11	1	1	7	0	11	0	0	.327
MAJOR TOTALS		0-0	18.00	1	0	0	0	0	0	1.0	3	2	2	0	0	1	0	2	0	0	.600

Note: Major League Uniform Numbers Worn: 86 (2020)

REGULAR SEASON FIELDING RECORD

Position	PCT	G	PO	A	E	TC	DP
Pitcher	---	1	0	0	0	0	0

REGULAR SEASON BATTING RECORD

Year	Team	AVG	G	AB	R	H	2B	3B	HR	RBI	SH	SF	HBP	BB	IBB	SO	SB	CS	GDP	SLG	OBP	E
2020	ST. LOUIS	.000	1	0	0	0	0	0	0	0	0	0	0	0	0	0	0	0	0	.000	.000	0



CAREER NOTES

- Made his Major League debut in 2020 at Wrigley Field (8/18), on a weekend where 11 Cardinals made their debuts.
- Became the first player in history to wear No. 86 in a Major League game.
- Averaging 12.1 strikeouts/9 IP over his three years pitching in minor league baseball (2017-19) covering 165.2 innings.
- Made a career-high 52 appearances in 2019 between Springfield (AA) and Memphis (AAA), leading all Cardinals minor league pitchers.
- Participated in early workouts and seminars as part of the Cardinals 2019 Spring Training Early Program (S.T.E.P. camp).
- Struck out a career-high nine batters three times during the 2018 season (vs. Burlington 7/4, vs. Lakeland 8/9 & vs. Tampa 8/14).
- Made 13 appearances in the Mexican League for Monterrey in 2017 before he was signed as an International Free Agent by the Cardinals on July 2.
- Has pitched four seasons in the Mexican Winter Pacific League (2017, 2018, 2020, 2021), all for Jalisco. Compiled a record of 5-3 with a 5.31 ERA and 72 strikeouts over 8.1 innings with a save. Has made six starts out of 63 total appearances.

CAREER MILESTONES

Major League Debut
August 18, 2020 at Chicago (NL)

First Major League Strikeout
August 18, 2020 at Chicago (NL)
(7th inning, Kyle Schwarber, swinging)

2020

- Made his Major League debut at Wrigley Field at CHI (8/18) allowing two runs on three hits with two strikeouts in a game the Cardinals lost 6-3.
- Stranded the bases loaded by striking out Kyle Schwarber with two outs in the 6th inning for his first batter faced.
- Faced five batters and allowed three two-strike hits.
- Became the first player in history to wear No. 86 in a Major League game.
- Made six appearances in the Mexican Winter League with a 5.40 ERA over 5.0 innings.

BACKGROUND/PERSONAL

- Resides in Salinas de Hidalgo, San Luis Potosi, Mexico.



CRUZ, JESUS



AUSTIN DEAN

0

HEIGHT	WEIGHT	BATS/THROWS	BIRTH DATE	ML SERVICE
6-0	210	R/R	10/14/1993	1.124

FULL NAME: Austin James Dean

BORN: Spring, Texas

OPENING DAY AGE: 27

BECAME CARDINAL: Acquired from the Miami Marlins in exchange for minor league OF Diowill Burgos, January 14, 2020

CONTRACT STATUS: Signed through 2021

MLB DEBUT: August 15, 2018 at Atlanta

OUTFIELDER



DEAN, AUSTIN

COMPLETE RECORD

Year Team	AVG	G	AB	R	H	2B	3B	HR	RBI	SH	SF	HBP	BB	IBB	SO	SB	CS	GDP	SLG	OBP	E
2012 GCL Marlins	.223	47	148	15	33	11	0	2	15	4	3	3	24	0	35	2	2	2	.338	.337	2
2013 Greensboro	.200	7	20	4	4	1	0	1	3	0	1	1	4	0	5	0	0	0	.400	.346	0
Batavia	.268	56	213	28	57	12	*7	2	19	0	0	1	17	0	47	0	2	4	.418	.325	3
2014 Greensboro	.308	99	403	67	124	20	4	9	58	1	3	4	38	1	72	4	4	3	.444	.371	3
2015 Jupiter	.268	136	519	67	139	32	2	5	52	6	10	4	39	3	76	18	10	12	.366	.318	1
2016 Jacksonville	.238	130	480	60	114	23	5	11	67	1	5	2	48	1	110	1	2	10	.375	.307	5
2017 Jacksonville	.282	61	234	29	66	14	4	4	30	0	2	1	14	0	46	3	1	3	.427	.323	0
GCL Marlins	.412	4	17	3	7	2	0	1	7	0	0	0	0	0	2	0	0	0	.706	.412	0
2018 Miami	.221	34	113	16	25	4	0	4	14	0	0	2	7	0	22	1	0	1	.363	.279	1
New Orleans	.326	87	316	58	103	12	4	9	54	0	3	6	33	0	49	2	2	5	.475	.397	3
Jacksonville	.420	22	81	13	34	8	1	3	14	0	0	1	6	0	7	0	0	1	.654	.466	0
2019 Miami	.225	64	178	17	40	14	0	6	21	1	1	0	9	1	47	0	2	5	.404	.261	4
New Orleans	.337	73	252	48	85	19	1	18	57	0	2	0	28	0	52	4	3	5	.635	.401	3
GCL Marlins	.333	1	3	1	1	1	0	0	1	0	0	0	0	0	0	0	0	0	.667	.333	0
2020 ST. LOUIS	.250	3	4	1	1	1	0	0	0	0	0	0	3	0	2	0	0	0	.500	.571	0
MINOR TOTALS	.286	723	2686	393	767	155	28	65	377	12	29	23	251	5	501	34	26	45	.437	.348	24
MAJOR TOTALS	.224	101	295	34	66	19	0	10	35	1	1	2	19	1	71	1	2	6	.390	.274	5

*Led League

Note: Major League Uniform Numbers Worn: 44 (2018-19), 0 (2020-present)

WILD CARD RECORD

Year Team	AVG	G	AB	R	H	2B	3B	HR	RBI	SH	SF	HBP	BB	IBB	SO	SB	CS	GDP	SLG	OBP	E
2020 STL vs. SD	.000	1	1	0	0	0	0	0	0	0	0	0	0	0	1	0	0	0	.000	.000	0

REGULAR SEASON FIELDING RECORD

Position	PCT	G	PO	A	E	TC	DP
First Base	1.000	6	29	2	0	31	3
Outfield	.964	82	128	4	5	137	0



CAREER TRANSACTIONS

- Selected by the Miami Marlins in the fourth round (137th overall) of the June, 2012 First-Year Player Draft.
- Acquired by the St. Louis Cardinals in exchange for minor league OF Diowill Burgos, January 14, 2020.
- On St. Louis Cardinals Injured List, August 15 - September 9, 2020.
- On St. Louis Cardinals Injured List (strained right elbow), September 14 - 26, 2020.

2020 SEASON HIGHS

Most Hits: 1, 9/12 vs. Cincinnati
Most Runs: 1, 9/12 vs. Cincinnati
Most 2Bs: 1, 9/12 vs. Cincinnati
Most BBs: 3, 9/12 vs. Cincinnati
Longest Hitting Streak: 1 game, 9/12

CAREER HIGHS

Most Hits: 4, 4/13/19 vs. Philadelphia
Most Runs: 3, twice. Last: 9/17/19 at Arizona
Most 2Bs: 2, 9/17/19 at Arizona
Most HRs: 1, 10 times. Last: 9/26/19 at New York Mets
Most RBI: 5, 4/13/19 vs. Philadelphia
Most BBs: 3, twice. Last: 9/12/20 vs. Cincinnati
Most SBs: 1, 9/24/18 at Washington
Most HBP: 1, twice. Last: 9/25/18 at Washington
Longest Hitting Streak: 7 games, 9/17-24/19
Lead-Off Home Runs: 1. 6/9/19 vs. Atlanta (Fried)

CAREER NOTES

- Acquired from the Miami Marlins on Jan. 14, 2020, in exchange for Cardinals minor league outfielder Diowill Burgos, after being designated for assignment on Jan. 9.
- Made his Major League debut with Miami at Atlanta on August 15, 2018, but recorded his first MLB hit, a 7th inning solo home run off Trevor Gott, two days later at Washington (8/17) becoming the 11th Marlins player in team history to record a home run for his first Major League hit.
- 2018 Miami Marlins Minor League Player of the Year.
- Three-time Minor League All-Star over three consecutive years, achieving accolades in the Southern League (AA) in 2016, the Florida State League (High-A) in 2015 and the South Atlantic League (A) in 2014.
- Named a 2015 Arizona Fall League All-Star. Played in 16 games for Mesa batting .323 (20-62) with a home run, two triples and seven RBI. Started in left field for the Fall Stars Game and was 1-for-2 with a two-run home run off Lucas Sims.
- Two-time Marlins MiLB.com Organization All-Star.
- From 2012 when he began his career with the Marlins organization through 2019, he ranked as their minor league leader in RBI (377), hits (767), runs scored (393), doubles (155), triples (28), extra base hits (248), total bases (1173); ranks 2nd with 65 home runs.
- Has hit three career minor league grand slams.
- Posted a career-high 5 RBI vs. PHI (4/13/19).
- Recorded a career-high seven-game hitting streak (9/17-24/19) batting .321 (9-28) with seven extra-base hits (5 doubles, 2 home runs) and seven RBI.
- Was placed on the 7-day injured list while with New Orleans (AAA) with a knee injury (7/18-31/19), including a one-game rehab assignment in the GCL where he was 1-for-3 with an RBI.

AWARDS & HONORS

- Marlins Minor League Player of the Year**
2018: New Orleans (AAA) & Jacksonville (AA)
- Pacific Coast League Player of the Week**
2018: New Orleans (AAA) - Aug. 6-12
- Southern League Player of the Week**
2018: Jacksonville (AA) - April 16-22
- Southern League Mid-Season All-Star**
2016: Jacksonville (AA)
- Florida State League Mid-Season All-Star**
2015: Jupiter (A)
- Florida State League Player of the Week**
2015: Jupiter (A) - May 5-12
- South Atlantic League Mid-Season All-Star**
2014: Greensboro (A)
- Arizona Fall League All-Star**
2015: Mesa
- MiLB.com Organization All-Star**
2018: Miami
2016: Miami
- MiLB.com Southern Lge. Player of the Month**
2018: Jacksonville (AA) - April

DEAN ARNSTEIN



- Placed on the 7-day injured list (4/15-7/2/17) with a broken right hand after a collision in the outfield with Yefri Perez. Included a rehab assignment to the GCL Marlins.
- Was on the 7-day injured list three times during the 2014 season with a sprained left hand (5/27-6/13), nasal fracture (6/14-21) and right groin strain (8/2-14).
- Hit a career-high seven triples to lead the New York-Penn League in 2013.
- Was 2-for-12 with two RBI in three games during the 2015 Southern League playoffs vs. Pensacola.
- Was 3-for-9 with an RBI in two South Atlantic League postseason games vs. Hagerstown in 2014.
- Joins Kerry Robinson (2002-03) as the only St. Louis Cardinals players to wear uniform No. 0.

2020

- Was acquired in a trade with Miami (1/14/2020) for minor league OF Diowill Burgos.
- Played in only three games during the season due to two stints on the Injured List.
- Was placed on the Injured List from 8/15-9/9. Played in three games over the next four days and landed on the 10-day Injured List with a strained right elbow (9/14-26), finally activated on the final day of the regular season.
- Walked a career-high three times (tied for the STL team lead in 2020) vs. CIN (9/12) while hitting a double in his only at-bat. Became the first Cardinals player to walk three times and hit a double in four plate appearances since Jedd Gyorko (7/10/18) and outfielder since Matt Holliday (7/23/15).

2020 POSTSEASON: Appeared in one game during the Wild Card Series at San Diego in Game 3. Pinch-hit for Tyler O'Neill and struck out against Trevor Rosenthal for the final out of the game and series.

CAREER MILESTONES

Major League Debut
August 15, 2018 at Atlanta

First Career Major League Hit
August 17, 2018 at Washington
(7th inning, solo HR, off Trevor Gott)

First Career Major League Home Run
August 17, 2018 at Washington
(7th inning, solo HR, off Trevor Gott)

BACKGROUND/PERSONAL

- Graduated from Klein Collins High School in Spring, Texas, the same high school as Cleveland Indians outfielder Tyler Naquin.
- Signed his letter of intent to play baseball at the University of Texas.
- Named pre-season All-American by Baseball America prior to his senior season, batting .379 with 12 HR and 45 RBI, earning All-Greater Houston Team and Texas Coaches Association All-State.
- Is a self-taught graphic designer and pianist, German Shepherd enthusiast and enjoys flying drones.
- Resides in Spring, Texas.





PAUL DEJONG

(de-YOUNG)

11

HEIGHT	WEIGHT	BATS/THROWS	BIRTH DATE	ML SERVICE
6-0	205	R/R	8/2/1993	3.127

FULL NAME: Paul Sterling DeJong

BORN: Orlando, Florida

OPENING DAY AGE: 27 (Turns 28 on August 2)

BECAME CARDINAL: Selected in the 4th round (131st overall) of the June, 2015 First-Year Player Draft

CONTRACT STATUS: Signed through 2023, with club options for 2024 and 2025

MLB DEBUT: May 28, 2017 vs. Colorado

INFILDER



COMPLETE RECORD

Year Team	AVG	G	AB	R	H	2B	3B	HR	RBI	SH	SF	HBP	BB	IBB	SO	SB	CS	GDP	SLG	OBP	E
2015 Johnson City	.486	10	37	10	18	6	0	4	15	0	0	2	6	0	9	0	0	0	.973	.578	1
Peoria	.288	56	219	32	63	12	3	5	26	0	2	3	23	0	43	13	4	6	.438	.360	10
2016 Springfield	.260	132	496	62	129	29	2	22	73	0	6	10	40	2	144	3	2	5	.460	.324	17
2017 Memphis	.299	48	177	27	53	9	0	13	34	1	1	2	9	0	46	0	2	3	.571	.339	8
ST. LOUIS	.285	108	417	55	119	26	1	25	65	0	1	4	21	1	124	1	0	8	.532	.325	12
2018 ST. LOUIS	.241	115	436	68	105	25	1	19	68	0	5	12	36	2	123	1	1	6	.433	.313	12
Memphis#	.308	4	13	3	4	2	0	1	3	0	1	0	1	0	4	0	0	0	.692	.333	0
2019 ST. LOUIS	.233	159	583	97	136	31	1	30	78	0	6	13	62	1	149	9	5	15	.444	.318	7
2020 ST. LOUIS	.250	45	152	17	38	6	0	3	25	0	4	1	17	0	50	1	0	4	.349	.322	4
MINOR TOTALS	.283	250	942	134	267	58	5	45	151	1	10	17	79	2	246	16	8	14	.499	.346	36
MAJOR TOTALS	.251	427	1588	237	398	88	3	77	236	0	16	30	136	4	446	12	6	33	.455	.319	35

Injury Rehabilitation Assignment

Note: Major League Uniform Numbers Worn: 11 (2017, 2020-present), 12 (2018-19)

WILD CARD SERIES RECORD

Year Team	AVG	G	AB	R	H	2B	3B	HR	RBI	SH	SF	HBP	BB	IBB	SO	SB	CS	GDP	SLG	OBP	E
2020 STL vs. SD	.200	3	10	2	2	1	0	0	1	0	0	1	3	0	2	0	0	0	.300	.429	1

DIVISION SERIES RECORD

Year Team	AVG	G	AB	R	H	2B	3B	HR	RBI	SH	SF	HBP	BB	IBB	SO	SB	CS	GDP	SLG	OBP	E
2019 STL vs. ATL	.222	5	18	2	4	1	0	0	2	0	0	0	2	2	8	0	0	0	.278	.300	1

LEAGUE CHAMPIONSHIP SERIES RECORD

Year Team	AVG	G	AB	R	H	2B	3B	HR	RBI	SH	SF	HBP	BB	IBB	SO	SB	CS	GDP	SLG	OBP	E
2019 STL vs. WSH	.250	4	12	1	3	0	0	0	0	0	0	0	1	0	6	0	0	0	.250	.308	0

ALL-STAR RECORD

Year Team	AVG	G	AB	R	H	2B	3B	HR	RBI	SH	SF	HBP	BB	IBB	SO	SB	CS	GDP	SLG	OBP	E
2019 National	.000	1	0	0	0	0	0	0	0	0	0	0	1	0	0	1	0	0	.000	1.000	0



REGULAR SEASON FIELDING RECORD

Position	PCT	G	PO	A	E	TC	DP
Second Base	.965	20	30	53	3	86	15
Shortstop	.980	402	527	1057	32	1616	263

Note: 2018: Led National League shortstops in ultimate zone rating (7.1) and defensive runs above average (12.3)

2019: Rawlings Gold Glove Award Finalist at shortstop.

Led Major League shortstops in fielding percentage (\wedge .989), double plays (*119), putouts (211, total chances (653), ultimate zone rating (11.4), defensive runs above average (18.5), and defensive WAR (#3.3). Shared Major League lead among shortstops in defensive runs saved (26).

Led National League shortstops in assists (435).

* Single-season record among shortstops in Cardinals franchise history.

Leader among all National League position players.

\wedge Tied David Eckstein (2006) for highest single-season fielding percentage by a shortstop in club history.

CAREER TRANSACTIONS

- Selected by the Pittsburgh Pirates in the 38th round (1,151st overall) of the June, 2014 First-Year Player Draft, but did not sign.
- Selected by the St. Louis Cardinals in the 4th round (131st overall) of the June, 2015 First-Year Player Draft.
- On St. Louis injured list (fractured left hand), May 18 - July 6, 2018, included injury rehabilitation assignment to Memphis (AAA).
- On St. Louis injured list (COVID-19), August 4-22, 2020.

2020 SEASON HIGHS

Most Hits: 3, 4x. Last: 9/14-2 at Milwaukee
Most Runs: 2, 4x. Last: 9/25 vs. Milwaukee
Most 2Bs: 2, 8/30 vs. Cleveland
Most HRs: 1, 3x. Last: 9/5-2 at Chicago Cubs
Most RBI: 4, 8/31 at Cincinnati
Most BBs: 2, 3x. Last: 9/13 vs. Cincinnati
Most SBs: 1, 8/31 at Cincinnati
Longest Hitting Streak: 4 games, 9/5-9/7

CAREER HIGHS

Most Hits: 4, three times. Last: 7/24/19 at Pittsburgh
Most Runs: 4, 7/24/19 at Pittsburgh
Most 2Bs: 3, 7/8/17 vs. New York Mets
Most HRs: 3, 7/24/19 at Pittsburgh
Most RBI: 5, twice. Last: 7/24/19 at Pittsburgh
Most BBs: 3, 5/6/18 vs. Chicago Cubs
Most SBs: 2, 9/12/19 at Colorado
Longest Hitting Streak: 12 games, 3/29-4/11/19
Multi Home Run Game: 2. Last: 7/24/19 at Pittsburgh (3 HR).
Pinch-Hit Home Runs: 1. 5/28/17 at Colorado (Greg Holland).
Game Ending Home Runs: 1. 8/13/18 vs. Washington (Koda Glover).
Grand Slams: 1. 8/31/20 at Cincinnati (Anthony DeSclafani).

CAREER NOTES

- Selected to represent the Cardinals for the National League at the 2019 MLB All-Star Game. Walked in his only plate appearance, stole 3rd base and turned two double plays at shortstop.
- Hit 25 or more doubles in each of his first three Major League seasons (2017-19), the second Cardinal and fifth shortstop in MLB history to do so.
- 2019 Rawlings Gold Glove Award Finalist at shortstop.
- Led all National League position players in defensive WAR (3.3) in 2019.
- Finished 2nd in the 2017 National League Rookie of the Year voting behind Dodgers 1B/OF Cody Bellinger.
- National League Rookie of the Month for July 2017.
- In 2017, became the first Cardinals rookie to start at shortstop and bat third since Red Schoendienst in 1945.
- Has switched uniform numbers twice in his Major League career from No. 11 to No. 12 in 2018 and back to No. 11 for the start of 2020.
- Signed a six-year contract through 2023 with club options for the 2024 & 2025 seasons, March 5, 2018.
- Academically sound slugger was an Collegiate Academic All-American majoring in biochemistry and pre-medicine at Illinois State University.



Home Runs

- 72 of his career 77 career home runs have been hit while playing shortstop, most in franchise history.
- Owns the Cardinals single-season records for home runs (30) and extra-base hits (62) by a shortstop, both from 2019.
- Is the 2nd-fastest Cardinal to reach career home run milestones of 25 (106th game), 50 (257th game) and 75 (383th game), trailing only Albert Pujols (101, 220, 342).
- Is the only Cardinals shortstop to post consecutive seasons of 19 or more home runs (2017-19) and the 3rd shortstop in MLB history to hit 19 or more homers in each of his first three seasons joining Trevor Story (2016-18) and Carlos Correa (2015-17).
- Was the 7th Cardinal and only shortstop to post double-digit home run totals in each of his first three seasons (2017-19).
- Tied Ken Boyer and Johnny Mize for 2nd-most home runs (44) in his first two seasons as a Cardinal, trailing Albert Pujols (71).
- His 74 homers in his first three seasons as a Cardinal (2017-19) tied Johnny Mize for 2nd-most behind Albert Pujols (114).
- Led the Cardinals with 25 home runs as a rookie in 2017, one of nine Cardinals rookies to lead their team in homers and first since Albert Pujols (37 in 2001).
- His 20 home runs while playing shortstop in 2017 are 5th-most by a National League rookie shortstop.
- Became the first Cardinals shortstop, and the 23rd instance all-time by a Major League shortstop, to hit three home runs in a game (7/24/19 at Pittsburgh).
- Became the 9th player Cardinal in history to homer in his first Major League at-bat, a pinch-hit 9th inning solo home run off Rockies' closer Greg Holland.

2020

NL Rankings: Sacrifice flies (4, T-2nd).

- Missed 11 games (8/4-8/22) on the Injured List (COVID-19).
- Led Cardinals with 4 sac flies, his 2nd straight year in the Top 10 in the NL.
- Became the 7th Cardinal in history to hit a sac fly in both games of a doubleheader (9/18 at Pittsburgh).
- Led the Cardinals in two-out RBI (11) and ranked 2nd on the team in total RBI (25).
- Batted .273 (35-128) with 3 HR and 24 RBI vs. right-handed pitchers but .125 (3-24) with one RBI against lefties.
- Batted .343 (12-35) with runners in scoring position, 2nd-best on the Cardinals.
- Ranked T-4th in MLB with 12 bases loaded RBI (.500, 3-6).
- Hit his first MLB grand slam at Cincinnati (8/31) coming off Anthony DeSclafani, while tying his career high of 4 RBI for the 6th time in his career (3rd time vs. the Reds).
- Rapped out a pair of doubles vs. Cleveland (8/30), tying the team high.
- Went a career-high 26 games without hitting a home run to end the regular season (9/6-end of season).

2020 POSTSEASON: Reached base safely five times in five plate appearances (2B, 1B, HBP, BB, BB) in Game 1 of the Wild Card Series vs. San Diego, the first Cardinals shortstop to accomplish the feat and 6th in MLB history, 2nd in this postseason (Gleyber Torres, NYY); was the first to do so with just two hits and the 3rd Cardinal overall joining Calros Beltran (2012) and Lou Brock (1967).

AWARDS & HONORS

- National League All-Star**
2019: St. Louis
- MLBPAA Heart & Hustle Award Nomination**
2019: St. Louis
- National League Rookie of the Month**
2017: St. Louis - July
- MiLB.com Organizational All-Star**
2016: St. Louis Cardinals
- Arizona Fall League Rising Star**
2016: Glendale
- Texas League Mid-Season All-Star**
2016: Springfield (AA)
- Appalachian League Player of the Week**
2015: Johnson City (R) - June 23-29

CAREER MILESTONES

- Major League Debut**
May 28, 2017 at Colorado
- First Major League Hit**
May 28, 2017 at Colorado off Greg Holland
- First Major League Home Run**
May 28, 2017 at Colorado
(9th inning, pinch-hit, solo, off Greg Holland)
- 50th Career Major League Home Run**
May 5, 2019 at Chicago Cubs
(9th inning, two-run, off Tyler Chatwood)

TOUCH 'EM ALL, PAUL

MLB Rank	HR	Seasons
1. Paul Konerko	439	1997-2014
2. Paul O'Neill	281	1985-2001
3. Paul Goldschmidt	249	2011-20
4. Paul Molitor	234	1978-98
5. Paul Sorrento	166	1989-99
6. Paul Blair	134	1964-80
7. Paul Waner	113	1926-45
8. Paul Du Duca	80	1998-2008
9. Paul DeJong	77	2017-20
10. Paul Schaal	57	1964-74


**FASTEST CAREER HR MILESTONES
BY A CARDINAL TO BEGIN CAREER**
Fastest to 25 Home Runs Career Games

1. Albert Pujols	101
2. Paul DeJong	106

Fastest to 50 Home Runs Career Games

1. Albert Pujols	220
2. Paul DeJong	257

Fastest to 75 Home Runs Career Games

1. Albert Pujols	342
2. Paul DeJong	383

Fastest to 100 Home Runs Career Games

1. Albert Pujols	415
2. Johnny Mize	582

ROOKIE CARDINALS TO LEAD TEAM IN HR

Cardinal	Season	HR
Paul DeJong	2017	25
Albert Pujols	2001	37
Todd Zeile	1990	15
Hector Cruz	1976	13
Johnny Mize	1936	19
Jack Smith	1916	6
Rogers Hornsby	1916	6
Homer Smoot	1902	3
George Barclay	1902	3

**MAJOR LEAGUE SHORTSTOPS
WITH 19+ HR IN FIRST 3 MLB SEASONS**

Shortstop - HR	1	2	3	Seasons
Paul DeJong (STL)	25	19	30	2017-19
Trevor Story (COL)	27	24	37	2016-18
Carlos Correa (HOU)	22	20	24	2015-17

**MAJOR LEAGUE SHORTSTOPS WITH
25+ DOUBLES IN FIRST 3 MLB SEASONS**

Shortstop	Team	Seasons
Paul DeJong	Cardinals	2017-19
Starlin Castro	Cubs	2010-12
Paul Molitor	Brewers	1978-80
Johnny Pesky	Red Sox	^1942, '46-47
Charlie Gelbert	Cardinals	1929-31

^ Did not play in 1943-45 due to military service

BACKGROUND/PERSONAL

- Was born in Orlando and lived there until he was 11, at which point his family moved to Antioch, Illinois.
- His mother, Andrea, still works for Walt Disney as a human resources manager.
- His sister, Emma, is an art student at the University of Central Florida, and his brother, Matthew, is a student in Florida State's Master's program for music theory.
- Tore the ACL in his right knee twice while playing basketball his freshman and sophomore years in high school.
- Graduated from Antioch (Ill.) High School cum laude and was a member of the National Honor Roll in 2011, earning the honor of the Science Department's "Most Outstanding Student" and the senior class "Most Outstanding Boy" while batting .430 with four home runs and 30 RBI as a senior.
- Went undrafted out of high school and received no college athletic scholarships.
- Walked on to play college baseball at Illinois State University (2012-15), where he played second base, third base, shortstop, right field, catcher, and designated hitter.
- Led the 2015 Missouri Valley Conference with 14 home runs.
- Named a two-time All-MVC First-Team selection and was a 2015 Capital One Academic All-American.
- Named MVC Scholar-Athlete First-Team selection in back-to-back season (2014-15).
- Received the MVC Commissioner's Academic Excellence Award all four years in college (2012-15).
- Originally selected by Pittsburgh as a catcher in the 38th round of the June, 2014 First-Year Player Draft, but returned for his redshirt junior season.
- Tied the Illinois State University school record with three home runs in a game at Eastern Illinois (3/31/15).
- Broke his left thumb on a foul tip while catching in a game during the end of his junior season.
- Graduated from Illinois State (3.76 GPA) with a degree in biochemistry and pre-medical emphasis in 2015.
- His Topps Futures Star baseball card notes his work with world-renowned scientist Dr. Lawrence Rocks on the study of heat effects on a baseball.
- Grew up a fan of Chipper Jones and the Atlanta Braves.
- Is a fan of the Green Bay Packers.
- Hobbies include hunting, fishing, and cooking.
- In 2019, donated money to Cardinals Care and the Ronald McDonald House after hitting the "M" in the Big Mac Land sign at Busch Stadium.
- Resides in Riviera Beach, Florida.

**TOMMY
EDMAN****19**

HEIGHT	WEIGHT	BATS/THROWS	BIRTH DATE	ML SERVICE
5-10	185	S/R	5/9/1995	1.114

FULL NAME: Thomas Hyunsu Edman**BORN:** San Diego, California**OPENING DAY AGE:** 25 (Turns 26 on May 9)**BECAME CARDINAL:** Selected in the sixth round (196th overall) of the June, 2016 First-Year Player Draft**CONTRACT STATUS:** Signed through 2021**MLB DEBUT:** June 8, 2019 at Chicago Cubs**INFILDER****COMPLETE RECORD**

Year Team	AVG	G	AB	R	H	2B	3B	HR	RBI	SH	SF	HBP	BB	IBB	SO	SB	CS	GDP	SLG	OBP	E
2016 State College	.286	66	255	*61	73	14	5	4	33	0	4	3	*48	0	29	19	3	4	.427	.400	7
2017 Peoria	.284	38	155	24	44	8	5	2	18	1	2	1	15	2	19	8	2	3	.439	.347	5
Palm Beach	.257	18	70	7	18	2	1	1	11	2	1	2	7	0	18	0	1	1	.357	.338	6
Springfield	.247	63	219	20	54	12	2	2	26	1	2	1	16	0	34	5	2	6	.347	.298	5
2018 Memphis	.318	17	66	13	21	0	1	1	5	0	2	0	8	0	11	3	0	1	.394	.382	1
Springfield	.299	109	452	71	135	23	3	6	36	4	4	3	35	0	76	27	5	4	.403	.350	16
2019 ST. LOUIS	.304	92	326	59	99	17	7	11	36	0	0	7	16	0	61	15	1	3	.500	.350	5
Memphis	.305	49	197	39	60	12	4	7	29	2	2	2	15	0	33	9	0	2	.513	.356	1
2020 ST. LOUIS	.250	55	204	29	51	7	1	5	26	0	2	5	16	0	48	2	4	5	.368	.317	7
MINOR TOTALS	.286	360	1414	235	405	71	21	23	158	10	17	12	144	2	220	71	13	21	.415	.353	41
MAJOR TOTALS	.283	147	530	88	150	24	8	16	62	0	2	12	32	0	109	17	5	8	.449	.337	12

*Led League

Note: Major League Uniform Numbers Worn: 19 (2019)**WILD CARD RECORD**

Year Team	AVG	G	AB	R	H	2B	3B	HR	RBI	SH	SF	HBP	BB	IBB	SO	SB	CS	GDP	SLG	OBP	E
2020 STL vs. SD	.214	3	14	2	3	0	0	0	0	0	0	0	0	0	3	0	0	0	.214	.214	1

DIVISION SERIES RECORD

Year Team	AVG	G	AB	R	H	2B	3B	HR	RBI	SH	SF	HBP	BB	IBB	SO	SB	CS	GDP	SLG	OBP	E
2019 STL vs. ATL	.316	5	19	3	6	3	1	0	2	0	0	0	2	0	2	0	0	1	.579	.381	0

LEAGUE CHAMPIONSHIP SERIES RECORD

Year Team	AVG	G	AB	R	H	2B	3B	HR	RBI	SH	SF	HBP	BB	IBB	SO	SB	CS	GDP	SLG	OBP	E
2019 STL vs. WSH	.000	4	14	0	0	0	0	0	1	0	0	0	1	0	5	0	0	0	.000	.067	0



REGULAR SEASON FIELDING RECORD

Position	PCT	G	PO	A	E	TC	DP
Second Base	.985	37	48	85	2	135	23
Shortstop	.946	13	14	21	2	37	4
Third Base	.964	86	46	113	6	165	11
Outfield	.956	34	42	1	2	45	0

2020 SEASON HIGHS

Most Hits: 3, twice. Last: 9/1 at Cincinnati
Most Runs: 2, seven times. Last: 9/25 [2] vs. Milwaukee
Most 2Bs: 1, seven times. Last: 9/16 [1] at Milwaukee
Most HRs: 1, five times. Last: 9/25 [2] vs. Milwaukee
Most RBI: 2, six times. Last: 9/25 [2] vs. Milwaukee
Most BBs: 2, 9/14 [2] at Milwaukee
Most SBs: 1, twice. Last: 9/12 vs. Cincinnati
Longest Hitting Streak: 9 games, 9/15-21

CAREER HIGHS

Most Hits: 3, 10 times. Last: 9/1/20 at Cincinnati
Most Runs: 3, three times. Last: 9/23/19 at Arizona
Most 2Bs: 2, 7/20/19 at Cincinnati
Most HRs: 2, 9/6/19 at Pittsburgh
Most RBI: 4, 7/18/19 at Cincinnati
Most BBs: 2, eight times. Last: 9/25 [2] vs. Milwaukee
Most SBs: 2, 7/30/19 vs. Chicago Cubs
Longest Hitting Streak: 10 games, 9/18-28/19
Multi-HR Games: 1. 9/6/19 at Pittsburgh
Lead-Off HR: 1. 6/29/19 at San Diego (Paddock)
Pinch-Hit HR: 1. 7/3/19 at Seattle (Elias)
Grand Slams: 1. 7/18/19 at Cincinnati (Stephenson)

CAREER NOTES

- Has played in 147 games over his first two Major League seasons appearing at five different positions with the most at third base (86), followed by second base (37), right field (25), shortstop (13), left field (9) and centerfield (1).
- Has appeared in all 12 Cardinals postseason games over the last two (2019-20) seasons.
- Switch-hitter batting a career .320 (40-125, 6 HR) from the right side and .272 (110-405, 10 HR) from the left side.
- Career .500 (4-8) batter with the bases loaded with one grand slam and 11 RBI.
- Batting .364 (28-77) in Close & Late situations over the past two seasons, ranking 2nd in all of Major League Baseball trailing only Christian Yelich (.379).
- Career batting average of .335 (52-155) in one-run games, ranking 9th in MLB over the past two seasons.
- Has hit 10 of 16 career home runs in the month of September. His 10 HR the past two seasons in September rank T-3rd among MLB switch hitters trailing only José Ramírez (13) and Yasmani Grandal (11).
- Career batting average of .366 (37-101, 7 HR) batting in the No. 6-9 slots in the lineup and .272 (116-427, 9 HR) in the top two slots in the order.
- Upon being promoted to the Majors on June 8, 2019, led the Cardinals in hits, triples and stolen bases through the end of the 2019 season.
- Named to the 2019 *Baseball America* and *Baseball Digest* All-Rookie Teams at third base.
- Ranked among 2019 National League rookies in the Top 10 in batting (4th), multi-hit games (7th), runs (8th), hits (10th), triples (1st), stolen bases (T6th), slugging pct. (6th), on-base pct. (7th), GW-RBI (4th) and grand slams (T1st).

AWARDS & HONORS

**Baseball America MLB All-Rookie Team
Third Base**
2019: St. Louis

**Baseball Digest MLB All-Rookie Team
Third Base**
2019: St. Louis

Pacific Coast League Championship
2018: Memphis (AAA)

Triple-A National Championship
2018: Memphis (AAA)

Texas League Mid-Season All-Star
2018: Springfield (AA)

New York-Penn League Mid-Season All-Star
2016: State College (SS-A)

New York-Penn League Champions
2016: State College (SS-A)

**Most Outstanding Player
NCAA Bloomington Regional**
2014: Stanford University

High School National Merit Scholar
2013: La Jolla High School

**CAREER NOTES CONTINUED...**

- Posted his career-high hitting streak in 2019 over 10 games (9/18-28) batting .476 (20-42) with 2 HR & 6 RBI.
- Played in 55 games at third base, 29 at shortstop and made 13 appearances in the outfield in his first Major League season (2019) after starting 232 games at shortstop in his minor league career.
- Led all Cardinals minor leaguers in runs, hits and stolen bases in 2018.
- Hit safely in each of his first seven 2018 Pacific Coast League playoff games with five multi-hit efforts. Batted .469 (15-32) with a home run, three doubles, six RBI and six runs scored in the PCL playoffs. Went 1-for-5 with three runs scored and a double in the Triple-A National Championship game.
- Was part of a 4-6-3-1-5 game-ending triple play vs. Arkansas (4/30/18) while playing third base as the Travelers Chuck Taylor lined out to Luke Dykstra, who threw to Edmundo Sosa at second base then to John Nogowski at first base. Springfield appealed as pitcher Hector Mendoza threw to Edman to complete the triple play.
- Two-time Minor League All-Star (Texas League 2018 & New York-Penn League 2016).
- Rated as having "Best Strike Zone Discipline" in the Cardinals Organization by *Baseball America* following the 2016 minor league season.
- Played for Surprise in the 2018 Arizona Fall League batting .238 (10-42) with a .400 OBP, 5 RBI and 5 stolen bases.

2020

National League Ranks: Infield hits (8, T-8th), Ground Ball Pct (52.2%, 8th), Swing & Miss Rate (18.9%, 9th).

- Started 54 games in 2020 (17 at 3B; 12 at SS; 6 at 2B; 13 at RF; 6 at LF).
- Started four games at four different positions from 8/24-27 (2B, 3B, RF, SS), first Cardinals player since Daniel Descalso (SS, 3B, 1B, 2B) 8/30-9/2/2014.
- Led the Cardinals with 26 RBI this season and ranked 3rd among National League switch-hitters in RBI behind Asdrubal Cabrera (31, WSH) and Ian Happ (28, CHI).
- His 51 hits were T-2nd with Ian Happ, trailing only Ketel Marte (52, ARI) in hits by N.L. switch-hitters.
- Homered off the Big Mac Land LED board in left field vs. DET (9/10[2]).
- Led the Cardinals with 18 runs scored and 15 RBI in the month of September. Over the past two seasons, ranks 2nd in hits (64) and 3rd in runs scored (40) in September among National League players.
- Recorded an RBI in all four games of consecutive doubleheaders vs. MIN (9/8) and DET (9/10).
- Tied for the team lead with eight infield hits.
- Collected season-high 7 AB vs. CIN (9/1), the most by a Cardinal since Ray Lankford (8/5/1994) in 9-inning game, and three hits with a seven at-bat line in a 9-inning game since Garry Templeton.

CAREER MILESTONES**Major League Debut**

June 8, 2019 at Chicago (NL)

First Career Major League HitJune 14, 2019 at New York (NL)
(3rd inning, double, off Steven Matz)**First Career Major League Home Run**June 20, 2019 vs. Miami
(8th inning, 2-run, off Tayron Guerrero)**CLOSE & LATE BATTING AVERAGE
2019-2020**

Rank	Team	AB-H	Avg
1.	Christian Yelich	MIL 36-95	.379
2.	Tommy Edman	STL 28-77	.364
3.	J.D. Davis	NYM 38-105	.362
4.	Xander Bogaerts	BOS 38-106	.358
5.	Mark Cahna	OAK 26-74	.351

**MOST TRIPLES BY CARDINALS ROOKIE
IN A SINGLE SEASON (SINCE 1969)**

Rank	Year	Triples	Games	
1.	Ray Lankford	1991	15	151
2.	Vince Coleman	1985	10	151
3.	Willie McGee	1982	8	123
4.	Tommy Edman	2019	7	92
	Randal Grichuk	2015	7	103
6.	J.D. Drew	1999	6	104

**2019 MLB ROOKIE LEADERS
GO-AHEAD HOME RUNS**

Rank	Team	G-A HR	Tot. HR	Pct.
1.	Pete Alonso	NYM 18	53	34%
2.	Eloy Jimenez	CWS 13	31	42%
3.	Brandon Lowe	TB 8	17	47%
3.	Christian Walker	ARI 8	29	28%
5.	Yordan Alvarez	HOU 7	27	26%
	Aristedes Aquino	CIN 7	19	37%
	Tommy Edman	STL 7	11	64%
	Bryan Reynolds	PIT 7	16	44%
	Will Smith	LAD 7	15	47%

**CARDINALS STARTERS WITH ZERO
STRIKEOUTS - FIRST 4 POSTSEASON GAMES**

Player	POS.	Year	AB	BA
Tommy Edman	3B/RF	2019	14	.286
Ronnie Belliard	2B	2006	13	.462
Jeff Suppan	RHP	2004	6	.500
Placido Polanco	3B	2000	13	.308
Dane Iorg	DH	1982	14	.500
Ken Oberkfell	3B	1982	18	.222
Ozzie Smith	SS	1982	12	.417



2020 SEASON CONTINUED...

- Entered the 2020 season tied for the longest active on-base streak in the National League with Cincinnati's Eugenio Suárez (18 games), dating back to Sept. 10, 2019.

2020 POSTSEASON: Batted .214 (3-14) in the Wild Card Series at San Diego, hitting safely in all three games. Snapped an 0-for-17 in the postseason (dating back to 2019 NLCS) with a 1-for-5 with an infield single in the 1st inning of Game 1. Batted .273 (3-11) from the left side and 0-for-3 from the right side.

BACKGROUND/PERSONAL

- Played college baseball at Stanford University.
- Was First Team All-Pac 12 in 2016.
- Named the Most Outstanding Player in the 2014 Bloomington (Ind.) Regional batting .417 (10-24) and hitting a regional clinching walk-off home run to eliminate host Indiana and advance to the Super Regional against Vanderbilt.
- Was a National Merit Scholar and AP Scholar at La Jolla Country Day School.
- His father, John, was a four-year starting shortstop at Williams College.
- His sister, Elise, is a systems engineer in the Cardinals Baseball Operations department.
- He and his wife, Kristen, were married during the 2019 off-season and had to postpone their wedding several weeks due to the Cardinals making the postseason.
- Resides in San Diego, California.





SETH ELLEDGE

61

HEIGHT	WEIGHT	BATS/THROWS	BIRTH DATE	ML SERVICE
6-3	230	R/R	5/20/1996	0.108

FULL NAME: Seth Wayne Elledge

BORN: Dallas, Texas

OPENING DAY AGE: 24 (Turns 25 on May 20)

BECAME CARDINAL: Acquired from the Seattle Mariners in exchange for RHP Sam Tuivailala, July 27, 2018

CONTRACT STATUS: Signed through 2021

MLB DEBUT: August 16, 2020 at Chicago White Sox

PITCHER



COMPLETE RECORD

Year	Team	W-L	ERA	G	GS	CG	GF	SHO	SV	IP	H	R	ER	HR	HBP	BB	IBB	SO	WP	BK	BA
2017	Everett	0-0	4.50	4	0	0	2	0	0	4.0	2	2	2	0	1	2	0	7	0	0	.154
	Clinton	3-0	3.00	15	0	0	11	0	5	21.0	14	8	7	1	0	6	1	35	1	1	.182
2018	Modesto	5-1	1.17	31	0	0	27	0	9	38.1	18	10	5	1	2	15	0	54	3	0	.140
	Springfield	3-1	4.32	13	0	0	11	0	4	16.2	13	10	8	3	0	6	2	20	3	0	.220
2019	Springfield	3-3	3.78	26	0	0	13	0	3	33.1	34	15	14	3	1	13	2	43	7	0	.276
	Memphis	3-1	4.72	21	3	0	2	0	0	34.1	28	18	18	3	1	19	0	32	7	0	.233
2020	ST. LOUIS	1-0	4.63	12	0	0	5	0	0	11.2	11	6	6	2	1	8	0	14	2	0	.262
MINOR TOTALS		17-6	3.29	110	3	0	66	0	21	147.2	109	63	54	11	5	61	5	191	21	1	.209
MAJOR TOTALS		1-0	4.63	12	0	0	5	0	0	11.2	11	6	6	2	1	8	0	14	2	0	.262

Note: Major League Uniform Numbers Worn: 61 (2020)

REGULAR SEASON FIELDING RECORD

Position	PCT	G	PO	A	E	TC	DP
Pitcher	-----	12	0	0	0	0	0

CAREER TRANSACTIONS

- Selected by the Seattle Mariners in the 4th round (123rd overall) of the June, 2017 First-Year Player Draft.
- Acquired by the St. Louis Cardinals from the Seattle Mariners in exchange for RHP Sam Tuivailala, July 27, 2018.



CAREER NOTES

- Enters the 2021 season ranked by *Baseball America* as the No. 21 prospect in the Cardinals organization.
- Made eight appearances for Glendale in the 2019 Arizona Fall League.
- Was acquired by the Cardinals from the Mariners for RHP Sam Tuivailala in July 2018 trade.
- Ascended to Double-A in his second year of professional baseball in the Mariners organization following his drafting by Seattle out of Dallas Baptist University in June 2017.
- Has converted 21-of-29 career save opportunities in the minor leagues.
- Averages 11.64 strikeouts/9 IP over 147.2 minor league innings.

2020

- Made his Major League debut at Chicago White Sox (8/16) and struck out five batters over 2.1 scoreless innings, becoming the first Cardinals reliever since Tom Cheney (4/21/57) to strike out five or more batters in 2.1 or more scoreless innings in his MLB debut.
- Earned his first Major League win vs. Cincinnati as the Cardinals rallied for their first walk-off win of the season (5-4) in his 3rd career appearance and his first at Busch Stadium.
- Pitched on consecutive days three times and once on three consecutive days (9/16-18).
- Made nine appearances in September, T-4th on the Cardinals with Andrew Miller.
- Did not allow a run in seven consecutive appearances (9/7-21) covering 5.2 innings.

BACKGROUND/PERSONAL

- Played college baseball at Dallas Baptist University where he played on three straight NCAA Regional Qualifying teams (2015-17).
- Left Dallas Baptist as the all-time saves leader with 27.
- Led the Missouri Valley Conference and ranked 7th in NCAA Division 1 in saves in 2016. Ranked 2nd in the Missouri Valley Conference and 17th in NCAA Division 1 in saves in 2017.
- In 2016 was a First Team All-Missouri Valley Conference relief pitcher and MVC First Team Scholar Athlete.
- Played summer ball in the Cape Cod League in 2016 for the Falmouth Commodores and for the Altamonte Springs Boom in 2015 where he was Florida League Reliever of the Year.
- Was a member of the Dallas D-Bat Gallegos team which won the 2014 Connie Mack World Series.
- Graduated from Frisco Centennial (TX) High School.
- Resides in Frisco, Texas.

2020 SEASON & CAREER HIGHS

Most IP: 2.1, 8/16/20 at Chicago White Sox
Most Strikeouts: 5, 8/16/20 at Chicago White Sox
Most Walks: 3, 8/20/20 vs. Cincinnati
Most Runs Allowed: 3, 9/23/20 at Kansas City
Most ER Allowed: 3, 9/23/20 at Kansas City
Most Hits Allowed: 4, 9/23/20 at Kansas City
Most HRs Allowed: 1, 2x. Last: 9/23/20 at Kansas City
Longest Winning Streak: 1 game, 8/20/20-present
Longest Losing Streak: n/a
Longest Scoreless Streak: 5.2 IP, 9/7-9/21/20

AWARDS & HONORS

Arizona Fall League Rising Stars
2019: Glendale

California League Mid-Season All-Star
2018: Modesto (A)

AABC Connie Mack World Series Champions
2014: Dallas D-Bat Gallegos

CAREER MILESTONES

Major League Debut
August 16, 2020 at Chicago White Sox

First Major League Win
August 20, 2020 vs. Cincinnati

First Major League Strikeout
August 16, 2020 at Chicago White Sox
(5th inning, Edwin Encarnacion, looking)



JUNIOR FERNÁNDEZ

44

HEIGHT	WEIGHT	BATS/THROWS	BIRTH DATE	ML SERVICE
6-3	205	R/R	3/2/1997	1.005

FULL NAME: Junior Fabio Fernández
BORN: Santo Domingo Centro, Dominican Republic
OPENING DAY AGE: 24
BECAME CARDINAL: Signed as an international free agent, July 2, 2014
CONTRACT STATUS: Signed through 2021
MLB DEBUT: August 11, 2019 vs. Pittsburgh

PITCHER

COMPLETE RECORD

Year	Team	W-L	ERA	G	GS	CG	GF	SHD	SV	IP	H	R	ER	HR	HBP	BB	IBB	SO	WP	BK	BA
2014	DSL Cardinals	0-5	5.79	7	6	0	0	0	0	28	29	25	18	1	5	12	0	13	7	0	.276
2015	Palm Beach	0-0	1.35	2	1	0	0	0	0	6.2	8	2	1	0	0	2	0	5	2	0	.308
	GCL Cardinals	3-2	3.88	11	9	0	0	0	0	51	54	27	22	0	5	15	0	58	7	1	.274
2016	Palm Beach	2-2	5.36	10	6	0	1	0	0	43.2	48	29	26	4	3	20	0	25	2	0	.271
	Peoria	6-5	3.33	14	14	0	0	0	0	78.1	71	37	29	3	5	34	0	63	7	0	.244
2017	Palm Beach	5-3	3.69	16	16	1	0	0	0	90.1	82	41	37	5	7	39	1	58	7	2	.249
2018	Springfield	0-0	5.14	16	0	0	2	0	0	21	19	12	12	1	0	16	2	17	1	0	.253
	Palm Beach	1-0	0.00	8	0	0	5	0	3	9.2	9	2	0	0	2	2	0	7	0	0	.265
2019	ST. LOUIS	0-1	5.40	13	0	0	5	0	0	11.2	9	7	7	2	4	6	0	16	2	0	.205
	Memphis	2-1	1.48	18	0	0	5	0	2	24.1	17	6	4	0	2	11	0	27	1	1	.191
	Springfield	1-1	1.55	18	0	0	11	0	5	29	18	6	5	0	1	11	1	42	5	0	.176
	Palm Beach	0-0	1.54	9	0	0	8	0	4	11.2	8	2	2	0	1	8	0	11	1	0	.190
2020	ST. LOUIS	0-0	18.00	3	0	0	2	0	0	3.0	6	6	6	1	0	2	0	2	0	0	.429
MINOR TOTALS		20-19	3.57	129	52	1	32	0	14	393.2	363	189	156	14	31	170	4	326	40	4	.247
MAJOR TOTALS		0-1	7.98	16	0	0	7	0	0	14.2	15	13	13	3	4	8	0	18	2	0	.259

Note: Major League Uniform Numbers Worn: 44 (2019-present)

REGULAR SEASON FIELDING RECORD

Position	PCT	G	PO	A	E	TC	DP
Pitcher	.500	16	0	1	1	2	0

REGULAR SEASON BATTING RECORD

Year	Team	AVG	G	AB	R	H	2B	3B	HR	RBI	SH	SF	HBP	BB	IBB	SO	SB	CS	GDP	SLG	OBP	E
2020	ST. LOUIS	.000	3	0	0	0	0	0	0	0	0	0	0	0	0	0	0	0	0	.000	.000	0
MAJOR TOTALS		.000	16	0	0	0	0	0	0	0	0	0	0	0	0	0	0	0	0	.000	.000	1



CAREER TRANSACTIONS

- Signed by the St. Louis Cardinals as an international free agent, July 2, 2014.
- On 10-day Injured List, August 4 - 26, 2020.

2020 SEASON HIGHS

Most IP: 1.0, three times. Last: 9/17 at Pittsburgh
Most Strikeouts: 1, twice. Last: 8/28 vs. Cleveland
Most Walks: 2, 8/28 vs. Cleveland
Most Runs Allowed: 6, 8/28 vs. Cleveland
Most ER Allowed: 6, 8/28 vs. Cleveland
Most Hits Allowed: 6, 8/28 vs. Cleveland
Most HRs Allowed: 1, 8/28 vs. Cleveland
Longest Scoreless Streak: 1.0 IP, twice. Last: 9/17

CAREER HIGHS

Most IP: 2.0, 8/21/19 vs. Milwaukee
Most Strikeouts: 3, 9/14/19 vs. Milwaukee
Most Walks: 2, three times. Last: 8/28/20 vs. Cleveland
Most Runs Allowed: 6, 8/28/20 vs. Cleveland
Most ER Allowed: 6, 8/28/20 vs. Cleveland
Most Hits Allowed: 6, 8/28/20 vs. Cleveland
Most HRs Allowed: 1, three times. Last: 8/28/20 vs. Cleveland
Longest Scoreless Streak: 7.2 IP, 8/14-9/14/19

CAREER NOTES

- Enters the 2021 season as the No. 11 prospect in the Cardinals organization by *Baseball America*, a year after ranking No. 12.
- Rated as having the “Best Changeup” in the Cardinals organization entering the 2018 and 2020 seasons by the same publication.
- Converted to a starting pitcher in 2018 and made the move from Palm Beach (High-A) to St. Louis during the 2019 season.
- Made his MLB debut (7th Cardinal in 2019) vs. PIT (8/11/19) and allowed two runs in 2/3 of an inning with two strikeouts.
- Suffered a blown save on 9/15/19, allowing Ryan Braun grand slam in the 9th. Prior to that, had not allowed a home run all of the 2019 season in the Majors or Minors.
- Led all Cardinals 2019 minor league pitchers with 11 saves.
- Participated in early workouts and seminars as part of the 2019 Cardinals Spring Training Early Program (S.T.E.P.).
- Was on the 40-man roster at the end of the 2019 regular season, but not selected for the postseason roster.
- 2017 Florida State League Mid-Season All-Star and pitched two-thirds of a scoreless inning with a strikeout.
- Won two Florida State League Pitcher of the Week awards in 2017.
- Racked up a career-high 10 strikeouts over 8.0 innings vs. Wisconsin (4/23/16).

2020

- Was on the Opening Day (30-man) roster for the first time in his career.
- Made three appearances, twice against Pittsburgh and once against Cleveland.
- Allowed career-highs in runs (6), earned runs (6) and hits (6) in one inning pitched vs. CLE (8/28) as the Cardinals lost 14-2.
- Pitched scoreless innings both against Pittsburgh (7/26 & 9/17).

2020 POSTSEASON: Was not selected for the postseason roster, but traveled with the team to San Diego for the Wild Card Series.

AWARDS & HONORS

Cardinals Minor League Pitcher of the Month
 2019: Springfield (AA) - May

Baseball America
Best Changeup - Florida State League
 2019: Palm Beach (High-A)

Florida State League Mid-Season All-Star
 2017: Palm Beach (High-A)

Florida State League Pitcher of the Week
 2017: Palm Beach (High-A) - April 17-23
 2017: Palm Beach (High-A) - May 8-14

CAREER MILESTONES

Major League Debut
 August 11, 2019 vs. Pittsburgh

First Major League Strikeout
 August 11, 2019 vs. Pittsburgh
 (6th inning, Elias Díaz, looking)

BACKGROUND/PERSONAL

- Played his sophomore year (2011-12) of high school baseball at Miami's Felix Varela High School.
- Resides in Port St. Lucie, Florida.



JACK FLAHERTY

22

HEIGHT	WEIGHT	BATS/THROWS	BIRTH DATE	ML SERVICE
6-4	225	R/R	10/15/1995	3.006

FULL NAME: Jack Rafe Flaherty

BORN: Burbank, California

OPENING DAY AGE: 25

BECAME CARDINAL: Selected in the first round (34th overall) of the June, 2014 First-Year Player Draft

CONTRACT STATUS: Signed through 2021

MLB DEBUT: September 1, 2017 at San Francisco

PITCHER



COMPLETE RECORD

Year Team	W-L	ERA	G	GS	CG	GF	SHO	SV	IP	H	R	ER	HR	HBP	BB	IBB	SO	WP	BK	BA
2014 GCL Cardinals	1-1	1.59	8	6	0	0	0	0	22.2	18	9	4	1	3	4	1	28	2	0	.209
2015 Peoria	9-3	2.84	18	18	0	0	0	0	95.0	92	38	30	2	7	31	0	97	10	1	.251
2016 Palm Beach	5-9	3.56	24	23	0	0	0	0	134.0	129	63	53	8	2	45	0	126	11	0	.254
2017 Springfield	7-2	1.42	10	10	0	0	0	0	63.1	47	10	10	2	0	11	0	62	1	0	.205
Memphis	7-2	2.74	15	15	0	0	0	0	85.1	73	26	26	10	0	24	2	85	4	0	.233
ST. LOUIS	0-2	6.33	6	5	0	0	0	0	21.1	23	15	15	4	1	10	1	20	0	0	.284
2018 ST. LOUIS	8-9	3.34	28	28	0	0	0	0	151.0	108	59	56	20	11	59	3	182	6	0	.199
Memphis	4-1	2.27	5	5	1	0	0	0	31.2	22	10	8	2	3	7	0	41	0	1	.190
2019 ST. LOUIS	11-8	2.75	33	33	0	0	0	0	196.1	135	62	60	25	7	55	2	231	6	0*	.192
2020 ST. LOUIS	4-3	4.91	9	9	0	0	0	0	40.1	33	22	22	6	3	16	0	49	1	0	.221
MINOR TOTALS	33-18	2.73	80	77	1	0	0	0	432.0	381	156	131	25	15	122	3	439	28	2	.235
MAJOR TOTALS	23-22	3.37	76	75	0	0	0	0	409.0	299	158	153	55	22	140	6	482	13	0	.203

* Led League

Note: Major League Uniform Numbers Worn: 32 (2017-18), 22 (2019-present)

WILD CARD SERIES RECORD

Year Team	W-L	ERA	G	GS	CG	GF	SHO	SV	IP	H	R	ER	HR	HBP	BB	IBB	SO	WP	BK	BA
2020 STL vs. SD	0-1	1.50	1	1	0	0	0	0	6.0	6	1	1	0	0	2	0	8	0	0	.250

DIVISION SERIES RECORD

Year Team	W-L	ERA	G	GS	CG	GF	SHO	SV	IP	H	R	ER	HR	HBP	BB	IBB	SO	WP	BK	BA
2019 STL vs. ATL	1-1	2.77	2	2	0	0	0	0	13.0	12	4	4	2	1	2	0	^16	2	0	.240

^Cardinals Division Series record

LEAGUE CHAMPIONSHIP SERIES RECORD

Year Team	W-L	ERA	G	GS	CG	GF	SHO	SV	IP	H	R	ER	HR	HBP	BB	IBB	SO	WP	BK	BA
2019 STL vs. WSH	0-1	9.00	1	1	0	0	0	0	4.0	5	4	4	0	0	2	0	6	1	0	.333



REGULAR SEASON FIELDING RECORD

Position	PCT	G	PO	A	E	TC	DP
Pitcher	.971	76	27	41	2	70	4

Note: 2019: Finalist for Rawlings Gold Glove award. Tied for 1st among MLB pitchers in fielding pct. (1.000)

REGULAR SEASON BATTING RECORD

Year Team	AVG	G	AB	R	H	2B	3B	HR	RBI	SH	SF	HBP	BB	IBB	SO	SB	CS	GDP	SLG	OBP	E
2020 ST. LOUIS	.000	0	0	0	0	0	0	0	0	0	0	0	0	0	0	0	0	0	.000	.000	0
MAJOR TOTALS	.160	69	106	6	17	3	0	0	4	13	1	0	4	0	39	1	1	0	.189	.189	2

2020 SEASON HIGHS

Most IP: 7.0, 7/24 vs. Pittsburgh
Most Strikeouts: 11, 11, 9/20 at Pittsburgh
Most Walks: 4, 9/25-1 vs. Milwaukee
Most Runs Allowed: 9, 9/15 at MIL
Most Earned Runs Allowed: 9, 9/15 at Milwaukee
Most Hits Allowed: 8, 9/15 at Milwaukee
Most HRs Allowed: 2, 9/15 at Milwaukee
Longest Winning Streak: 2 games, 7/24-8/24
Longest Losing Streak: 1 game, 3x. Last: 9/25
Longest Scoreless Streak: 6.0, 7/24

CAREER HIGHS

Most IP: 8.0, 3x. Last: 9/19/19 at Chicago Cubs
Most Strikeouts: 13, twice. Last: 6/22/18 at Milwaukee
Most Walks: 5, twice. Last: 5/14/19 at Atlanta
Most Runs Allowed: 9, 9/15/20 at Milwaukee
Most Earned Runs Allowed: 9, 9/15/20 at Milwaukee
Most Hits Allowed: 9, twice. Last: 6/25/19 vs. Oakland
Most HRs Allowed: 3, twice. Last: 6/25/19 vs. Oakland
Longest Winning Streak: 4 games, 8/1-8/23/19
Longest Losing Streak: 3 games, 3x. Last: 6/18-7/7/19
Longest Scoreless Streak: 23.0 IP, 7/26-8/13/19
10+ Strikeout Games: 9. Last: 9/20/20 at Pittsburgh
Last Relief Appearance: 9/25/17 vs. Chicago Cubs

CAREER NOTES

- Finished 4th in 2019 National League Cy Young Award voting, 13th in National League Most Valuable Player voting, and was named to the All-MLB Team Second Team at Starting Pitcher.
- Since 2018, Flaherty (.198, 29.7%) is only one of three pitchers to record an opponent batting average below .200, and strikeout percentage of 24% or higher (minimum 1,000 batters faced), joining Justin Verlander (.185, 35.1%) and Gerrit Cole (.193, 36.6%)
- Since his Major League debut (9/1/17), ranks 9th in MLB in opponent batting average (.203).
- In 75 career starts, is 30-13 when receiving 2 runs of support or more, and 21-5 when receiving 3 runs or more.
- Since 2018, his 4.48 runs of support is the 4th-lowest average in Major League Baseball. Jacob deGrom's 4.18 is lowest.
- Among active MLB pitchers with 20 or more career starts in day games, sports the lowest average against (.192) and 4th-lowest ERA (2.48) behind Jacob deGrom (1.82), Mike Clevenger (2.21), and Clayton Kershaw (2.36).
- Struck out 231, walked 55 and recorded a 2.75 ERA in 2019. Since 1885, became only the third pitcher younger than 24-years-old to record a season of at least 230 strikeouts, while permitting 55-or-fewer walks to go along with an ERA of 2.75-or-better, joining Clayton Kershaw (2011) and Mark Prior (2003).

CAREER MILESTONES

Major League Debut
September 1, 2017 at San Francisco

First Major League Start
September 1, 2017 at San Francisco

First Major League Win
May 20, 2018 vs. Philadelphia

First Major League Strikeout
September 1, 2017 at San Francisco
(1st inn, Denard Span, swinging, first batter faced)

100th Career Major League Strikeout
July 3, 2018 at Arizona
(6th inning, Ketel Marte, swinging)

- Spotted the 3rd-lowest ERA (0.91) in MLB history in 15 starts after the 2019 All-Star Break, behind Chicago Cubs' Jake Arrieta (0.75 in 2015) and Atlanta's Greg Maddux (0.87 in 1994).
- Two-time NL Pitcher of the Month award winner (August and September 2019). Is the only Cardinal to win twice in a single season since the award was first given out in 1975.



- In the 2019 second half, recorded 124 strikeouts and 0.91 ERA (99.1 IP) in 15 starts, becoming the first MLB pitcher since 1915 to record at least 120 strikeouts while posting an ERA of 1.00-or-lower in the second half of a season.
- 2018 Finalist for National League's Outstanding Rookie of the Year by MLBPA Player's Choice Awards, in voting by his peers.
- Finished 5th in 2018 National League Rookie of Year voting.
- Became the 15th youngest Cardinal to make his Major League debut in a start at age 21.321 (Sept. 1, 2017 at San Francisco) and the youngest since Rick Ankiel (20.035) on Aug. 23, 1999 at Montreal.
- 2017 Cardinals Minor League Pitcher of the Year.
- Joined the Cardinals organization as first round compensatory pick gained when outfielder Carlos Beltrán signed with the New York Yankees.

Strikeouts

- Has struck out 482 batters over his first 76 career games, the most ever by a Cardinal and 12th-most in National League history (since 1901).
- Recorded nine double-digit strikeouts games in his career, 9th in Cardinals history and most by any Cardinal through his first 76 career games.
- Owns the Cardinals single-season records in strikeouts/ 9 IP (10.59 in 2019) and percentage of swings that missed (30.7 in 2019) (in data since 1988).
- Is the 3rd Cardinal in franchise history to strike out 180 or more in two of his first three career seasons (2018-19), joining Dizzy Dean (1932-33), and Lance Lynn (2012-13).
- Struck out 231 in 2019 (6th in NL), becoming the 8th different Cardinal (19th instance) and youngest in franchise history to strike out 200 or more in a season.
- His 231 strikeouts in 2019 ranked 6th in franchise single-season history, trailing only Bob Gibson (1964, 1965, 1968, 1969, 1970).
- Led the National League with 124 strikeouts after the 2019 All-Star Break. Over the 2018-19 seasons, ranked 2nd among NL pitchers with 219 strikeouts Post All-Star Break behind only Mets Jacob deGrom (237).
- His 182 strikeouts as a rookie in 2018 ranked 3rd all-time in Cardinals history behind Rick Ankiel (194 in 1999) and Dizzy Dean (191 in 1932).
- Averaged 10.85 strikeouts/9 IP, ranking first among rookies in franchise history (min. 150 IP) and 4th all-time for rookies behind Kerry Wood (12.58 in 1998), Dwight Gooden (11.39 in 1984) and Hideo Nomo (11.10 in 1995), all who went on to win Rookie of the Year awards.
- Fanned a career high 13 batters on two occasions during his 2018 rookie season. Coinciding with his first MLB victory (5/20), his first 13-strikeout game came in his 10th career game, fasted by a Cardinal in franchise history.
- His second 13-strikeout game came seven starts later (6/22 at Milwaukee), becoming just the 6th pitcher in MLB history to record two or more 13+ strikeout performances over their first 17 career games, joining Kerry Wood (4, 1998), Hideo Nomo (4, 1995), Don Wilson (2, 1967), Bob Turley (2, 1953-54) and Bob Feller (2, 1936).

AWARDS & HONORS

All-MLB Second Team - Starting Pitcher
2019: St. Louis

National League Pitcher of the Month
2019: St. Louis - August
2019: St. Louis - September

St. Louis BBWAA J.G. Taylor Spink Baseball Man of the Year
2019

Baseball America MLB All-Rookie Team
2018: St. Louis

Cardinals Minor League Pitcher of the Year
2017: Springfield (AA) & Memphis (AAA)

Cardinals Minor League Pitcher of the Month
2017: Springfield (AA) - April

Pacific Coast League Player of the Month
2017: Memphis (AAA) - August

Texas League Pitcher of the Week
2017: Springfield (AA) - April 17-23

Texas League Mid-Season All-Star
2017: Springfield (AA)

Texas League Post-Season All-Star
2017: Springfield (AA)

Texas League Player of the Month
2017: Springfield (AA) - April

**Baseball America
Minor League All-Star - First Team**
2017: Springfield (AA) & Memphis (AAA)

All-Star Futures Games Selection
2017: United States

SINGLE-SEASON STRIKEOUTS BY A CARDINAL

Cardinals Rank	Season	Strikeouts	IP
1.	Bob Gibson	1970	274 294.0
2.	Bob Gibson	1965	270 299.0
3.	Bob Gibson	1969	269 314.0
4.	Bob Gibson	1968	268 304.2
5.	Bob Gibson	1964	245 287.1
6.	Jack Flaherty	2019	231 196.1
7.	Sam Jones	1958	225 250.0
	Bob Gibson	1966	225 280.1
9.	Adam Wainwright	2013	219 241.2
10.	Carlos Martínez	2017	217 205.0

FLAHERTY, JACK



MOST STRIKEOUTS IN FIRST 76 CAREER GAMES - NATIONAL LEAGUE HISTORY

Rank	Team(s)	Seasons	SO	
1.	Dwight Gooden	Mets	1984-86	606
2.	José Fernández	Marlins	2013-16	589
3.	Hideo Nomo	Dodgers	1995-97	584
4.	Kerry Wood	Cubs	1998, 00-01	572
5.	Mark Prior	Cubs	2002-05	577
6.	Tim Lincecum	Giants	2007-09	564
7.	Noah Syndergaard	Mets	2015-18	505
8.	Stephen Strasburg	Nationals	2010-14	514
9.	Oliver Perez	Padres/Pirates	2002-05	502
10.	Matt Harvey	Mets	2012-16	499
11.	Jacob deGrom	Mets	2014-16	492
12.	Jack Flaherty	Cardinals	2017-20	482

Since 1908

DOUBLE-DIGIT STRIKEOUT GAMES BY A CARDINAL - FIRST 76 CAREER GAMES

Rank	Games	Career SO	Season(s)	
1.	Jack Flaherty	9	482	2017-20
2.	Alan Benes	7	326	1995-97
3.	Rick Ankiel	6	269	2000

Since 1901

DOUBLE-DIGIT STRIKEOUT GAMES BY A CARDINAL - CAREER

Rank	Games	Seasons	
1.	Bob Gibson	74	1959-75
2.	Chris Carpenter	14	2004-12
3.	Steve Carlton	13	1965-71
4.	Matt Morris	10	1997-98, '2000-05
	Andy Benes	10	1996-97, 2000-02
	Adam Wainwright	10	2005-10, '12-20
	Carlos Martínez	10	2013-20
8.	Sam Jones	9	1957-58, '63
	Lance Lynn	9	2011-15, '17
	José DeLeón	9	1988-92
	Jack Flaherty	9	2017-20

Since 1908

HIGHEST SINGLE-SEASON STRIKEOUTS/9 IP BY A CARDINAL

Rank	Season	SO/9	SO	IP	
1.	Jack Flaherty	2019	10.59	231	196.1
2.	Rick Ankiel	2000	9.98	194	175.0
3.	Carlos Martínez	2017	9.53	217	205.0
4.	Carlos Martínez	2015	9.22	184	179.2

MOST SINGLE-SEASON STRIKEOUTS BY A CARDINALS ROOKIE

Rank	Season	Strikeouts	
1.	Rick Ankiel	2000	194
2.	Dizzy Dean	1932	191
3.	Jack Flaherty	2018	182

Postseason Career

- Has struck out 30 over his first four postseason starts, T-4th most in MLB postseason history in a pitcher's first four starts. Bob Gibson ranks 1st with 41.
- Established a Cardinals Division Series record with 16 strikeouts in 2019 vs. Atlanta.
- Became the 6th pitcher in MLB postseason history and first Cardinal age 23 or younger to make two starts in a division series, joining Jaret Wright (1997 Indians), Fernando Valenzuela (1981 Dodgers), Jarrod Parker (2012 A's), Sonny Gray (2013 A's), and Gerrit Cole (2013 Pirates).
- Joined Chris Carpenter (1-0 CG win at Philadelphia in 2011) and Adam Wainwright (6-1 CG win vs. Pittsburgh in 2013) as the only Cardinals starters to win a deciding 2019 NLDS Game 5. Allowed one run while striking out eight in 6.0 innings in 13-1 win at Atlanta (10/9/19).

2020

- Held his opposition to three runs or fewer in eight of his nine starts.
- The Cardinals were 5-4 in his starts, with three losses coming when he received zero runs of support.
- Made his first career Opening Day start, coming vs. Pittsburgh (7/24), tossing 7.0 innings for his 20th career win. Allowed two runs following 6.2 scoreless innings before a two-RBI single by Jacob Stallings in the 7th inning broke his career high streak of 25.2 scoreless innings (9/19/19).
- At age 24.283, he became the 16th youngest Cardinal to make an Opening Day start (since 1904) and youngest since Joe Magrane (Age 24.275) on April 3, 1989 vs. the New York Mets.
- After the COVID-19 team shutdown, went 25 days between his first and second starts of the season (8/19-1 at Chicago Cubs). Marked the shortest start of career (41 pitches in 1.2 innings as the Cardinals won 9-3).
- Surrendered a career-high nine runs at Milwaukee (9/15), snapping a streak of 22 consecutive regular season starts of limiting his opposition to three runs or fewer.
- The 22-game streak was the longest in Cardinals history, out-distancing 19 straight starts by Bob Gibson (1968) and Lance Lynn (2014), and nine games shy of the MLB record by a non-opener held by Jacob deGrom (31).
- Threw a career high 43 pitches in the 1st inning at Chicago Cubs (9/4), most by a Cardinal in the 1st inning during the 2020 season.
- Pushed his won-loss mark to 9-1 with a 0.99 ERA in 14 career starts in August, making him the MLB leader in August ERA and opponent BA (.139) since the Live Ball Era (1920).

2020 POSTSEASON: Made a start in deciding Game 3 of the Wild Card Series at San Diego...allowed one run over six innings with eight strikeouts (110 pitches) in the 4-0 defeat...ran his postseason career strikeout total to 30 over his first four postseason starts (2019-20), T-4th most in MLB postseason history in a pitcher's first four starts.



BACKGROUND/PERSONAL

- Graduated from Harvard-Westlake (Calif.) High School, where he pitched and played third base and shortstop.
- Was high school teammates of pitchers Max Fried and Lucas Giolito, both selected in the first round of the June, 2012 First-Year Player Draft.
- Went 23-0 with an 0.63 ERA over his final two seasons and 35-3 overall throughout his high school career.
- Led Harvard-Westlake to the 2013 state title, pitching a complete-game shutout and driving in the lone run in a 1-0 victory in the championship game at Dodger Stadium.
- Recognized as a two-time Southern Section Division 1 Player of the Year.
- Named 2014 Los Angeles Daily News All-Area Baseball Player of the Year and California Gatorade State Player of the Year.
- Named USA Today second team All-USA High School selection.
- Signed his letter of intent with the University of North Carolina.
- Joined Cardinals organization as first round compensatory pick gained when outfielder Carlos Beltrán signed with the New York Yankees.
- Attended Major League Baseball's Rookie Career Development Program after the 2017 season.
- Switched uniform number from his original issue of No. 32 to No. 22 for the 2019 season.
- Is actively involved in supporting the Black Lives Matter movement.
- Member of the Players Alliance, more than 100 current and former Black professional baseball players, united to use their collective voice and platform to create increased opportunities for the Black community.
- Raised by his mother, Eileen Flaherty, who adopted Jack three weeks after he was born.
- Grew up a Los Angeles Dodgers fan.
- Avid basketball fan who regularly attends Los Angeles Lakers games in the offseason.
- Resides in Sherman Oaks, Calif.

LOWEST SINGLE-SEASON POST ALL-STAR ERA - MLB HISTORY

Rank	Season	Team	ERA	
1.	Jake Arrieta	2015	Cubs	0.75
2.	Greg Maddux	1994	Braves	0.87
3.	Jack Flaherty	2019	Cardinals	0.91

minimum 70 innings pitched (since 1933)

PITCHERS WITH OPP. BA BELOW .200 & STRIKEOUT PCT ABOVE 24% SINCE 2018

MLB Pitcher	Team(s)	BA	K%
Justin Verlander	Astros	.185	35.1
Gerrit Cole	Astros, Yankees	.193	36.6
Jack Flaherty	Cardinals	.198	29.7

minimum 1,000 batters faced

LOWEST SINGLE-SEASON OPPONENT BA & HITS/9 IP BY A CARDINAL

Rank	Season	H/9	BA	IP	
1.	Bob Gibson	1968	5.85	.184	304.2
2.	Jack Flaherty	2019	6.19	.192	196.1
3.	José DeLeón	1989	6.36	.197	244.2

LOWEST SINGLE-SEASON BASERUNNERS/9 IP BY A CARDINAL

Rank	Season	BR/9	IP	
1.	Bob Gibson	1968	7.89	304.2
2.	John Tudor	1985	8.61	275.0
3.	Dick Hughes	1967	8.78	222.1
4.	Jack Flaherty	2019	9.03	196.1

LOWEST SINGLE-SEASON WHIP BY A CARDINAL

Rank	Season	WHIP	IP	
1.	Bob Gibson	1968	0.85	304.2
2.	John Tudor	1985	0.94	275.0
3.	Dick Hughes	1967	0.95	222.1
4.	Jack Flaherty	2019	0.97	196.1

FLAHERTY, JACK



GIOVANNY GALLEGOS

65

(GUY-ay-gohse)

HEIGHT	WEIGHT	BATS/THROWS	BIRTH DATE	ML SERVICE
6-2	215	R/R	8/14/1991	2.085

FULL NAME: Giovanny Gallegos

BORN: Ciudad Obregón, Sonora, Mexico

OPENING DAY AGE: 29 (Turns 30 on August 14)

BECAME CARDINAL: Acquired from the New York Yankees along with LHP Chasen Shreve in exchange for 1B Luke Voit and International Cap Space, July 28, 2018

CONTRACT STATUS: Signed through 2021

MLB DEBUT: May 12, 2017 vs. Houston

PITCHER



GALLEGOS, GIOVANNY

COMPLETE RECORD

Year	Team	W-L	ERA	G	GS	CG	GF	SHO	SV	IP	H	R	ER	HR	HBP	BB	IBB	SO	WP	BK	BA
2012	GCL Yankees	0-1	1.67	12	4	0	0	0	0	27.0	20	7	5	1	2	2	0	22	0	1	.206
2013	Staten Island	2-8+	4.27	16	+16	0	0	0	0	65.1	71	32	31	+9	5	14	0	43	3	1	.278
2014	Charleston	5-5	4.57	29	6	0	6	0	1	88.2	108	56	45	8	3	19	1	91	6	0	.298
2015	Scranton/W-B	0-0	0.00	2	0	0	0	0	0	3.0	2	0	0	0	0	0	0	3	0	0	.182
	Trenton	0-0	5.40	3	0	0	0	0	0	6.2	7	4	4	0	0	2	0	7	0	1	.259
	Tampa	3-1	1.35	30	0	0	17	0	5	53.1	32	11	8	2	2	7	0	54	2	1	.172
2016	Scranton/W-B	5-1	1.40	25	0	0	7	0	2	45.0	28	7	7	4	1	10	1	53	4	1	.178
	Trenton	2-1	1.09	17	0	0	10	0	2	33.0	20	6	4	1	0	7	0	53	1	0	.171
2017	New York (AL)	0-1	4.87	16	0	0	7	0	0	20.1	21	12	11	3	0	5	1	22	1	1	.263
	Scranton/W-B	4-2	2.08	28	0	0	14	0	5	43.1	28	12	10	4	1	11	0	69	5	0	.179
2018	New York (AL)	0-0	4.50	4	0	0	2	0	1	10.0	10	5	5	2	0	3	0	10	0	0	.278
	ST. LOUIS	0-0	0.00	2	0	0	2	0	0	1.1	1	0	0	0	0	0	0	2	0	0	.200
	Scranton/W-B	2-1	3.90	17	0	0	7	0	2	27.2	24	13	12	1	1	7	2	41	1	0	.231
	Memphis	0-0	0.54	13	0	0	5	0	1	16.2	7	1	1	0	0	3	0	16	1	0	.130
2019	ST. LOUIS	3-2	2.31	66	0	0	10	0	1	74.0	44	19	19	9	3	16	2	93	3	1	.170
	Memphis	0-0	0.00	1	0	0	1	0	0	1.0	0	0	0	0	0	0	0	1	0	0	.000
2020	ST. LOUIS	2-2	3.60	16	0	0	7	0	4	15.0	9	6	6	1	0	4	0	21	1	0	.170
	MINOR TOTALS	23-20	2.78	193	26	0	67	0	18	410.2	347	149	127	30	15	82	4	453	23	5	.227
	MAJOR TOTALS	5-5	3.06	104	0	0	28	0	6	120.2	85	42	41	15	3	28	3	148	5	2	.196

*Led League

+ Tied for League Lead

Note: Major League Uniform Numbers Worn: 30 (2017), 50 (2017), 61 (2018), 65 (2018-present).

WILD CARD RECORD

Year	Team	W-L	ERA	G	GS	CG	GF	SHO	SV	IP	H	R	ER	HR	HBP	BB	IBB	SO	WP	BK	BA
2020	STL vs. SD	1-0	9.00	2	0	0	0	0	0	2.0	3	2	2	2	0	1	0	3	0	0	.333

DIVISION SERIES RECORD

Year	Team	W-L	ERA	G	GS	CG	GF	SHO	SV	IP	H	R	ER	HR	HBP	BB	IBB	SO	WP	BK	BA
2019	STL vs. ATL	0-0	0.00	3	0	0	0	0	0	2.0	1	0	0	0	0	2	0	3	0	0	.143



LEAGUE CHAMPIONSHIP SERIES RECORD

Year Team	W-L	ERA	G	GS	CG	GF	SHO	SV	IP	H	R	ER	HR	HBP	BB	IBB	SO	WP	BK	BA
2019 STL vs. WSH	0-0	3.86	2	0	0	0	0	0	2.1	2	1	1	0	0	1	0	3	0	0	.222

WORLD BASEBALL CLASSIC RECORD

Year Team	W-L	ERA	G	GS	CG	GF	SHO	SV	IP	H	R	ER	HR	HBP	BB	IBB	SO	WP	BK	BA
2017 Mexico	0-0	4.50	1	0	0	0	0	0	2.0	4	1	1	1	0	0	0	1	0	0	.375

REGULAR SEASON FIELDING RECORD

Position	PCT	G	PO	A	E	TC	DP
Pitcher	.900	104	3	6	1	10	0

REGULAR SEASON BATTING RECORD

Year Team	AVG	G	AB	R	H	2B	3B	HR	RBI	SH	SF	HBP	BB	IBB	SO	SB	CS	GDP	SLG	OBP	E
2020 ST. LOUIS	.000	15	0	0	0	0	0	0	0	0	0	0	0	0	0	0	0	0	.000	.000	0
MAJOR TOTALS	.000	104	3	0	0	0	0	0	0	0	0	0	0	0	1	0	0	0	.000	.000	1

CAREER TRANSACTIONS

- Signed by the New York Yankees as a non-drafted free agent, January 6, 2011.
- Acquired by the St. Louis Cardinals along with LHP Chasen Shreve from the New York Yankees in exchange for 1B Luke Voit and International Cap Space, July 28, 2018.
- On St. Louis injured list, July 18 - 27, 2020.
- On St. Louis injured list (strained right groin), September 11-20, 2020.

2020 SEASON HIGHS

Most IP: 2.0, 9/27 vs. Milwaukee
Most Strikeouts: 3, twice. Last: 9/27 vs. Milwaukee
Most Walks: 2, 9/2 at Cincinnati
Most Runs Allowed: 3, 9/10 [2] vs. Detroit
Most ER Allowed: 3, 9/10 [2] vs. Detroit
Most Hits Allowed: 2, twice. Last: 9/21 at Kansas City
Most HRs Allowed: 1, 9/8 [2] vs. Minnesota
Longest Winning Streak: 1 game, twice. Last: 9/27-present
Longest Losing Streak: 2 games, 9/2-10
Longest Scoreless Streak: 8.0 IP, 7/28-8/31

CAREER HIGHS

Most IP: 3.0, three times. Last: 7/9/18 [2] at Baltimore
Most Strikeouts: 6, 6/27/18 at Philadelphia
Most Walks: 2, three times. Last: 9/2/20 at Cincinnati
Most Runs Allowed: 3, four times. Last: 9/10/20 [2] vs. Detroit
Most ER Allowed: 3, four times. Last: 9/10/20 [2] vs. Detroit
Most Hits Allowed: 5, 5/17/17 at Kansas City
Most HRs Allowed: 1, 15 times. Last: 9/8/20 [2] vs. Minnesota
Longest Scoreless Streak: 18.1 IP, 7/5-8/18/19

CAREER NOTES

- Was acquired by the Cardinals at the trade deadline in 2018 and has made 84 of his 104 career appearances with the franchise.
- Since his acquisition in 2018, leads all Cardinals pitchers in ERA (2.49), opponent BA (.170), strikeouts/9 IP (11.56), WHIP (0.82), hits/9 IP (5.38) and baserunners/9 IP (7.67).
- Ranks 15th among MLB pitchers in opponent BA (.196) since his debut in 2017.
- Struck out 116 batters in his first 84 appearances with the Cardinals, the 3rd-highest total by a Cardinals relief pitcher in his first 84 games with the franchise, trailing only Trevor Rosenthal (122) and Rich Croushore.
- Pitched for the Cardinals in their Mexico Series in 2019 vs. CIN (4/14) at Estadio de Béisbol Monterrey in his home country. Surrendered a home run to Yasiel Puig and then struck out Eugenio Suárez for his lone two batters faced.
- Limited opponents to 7.66 baserunners/9 IP, leading all 2019 National League relief pitchers and the 5th-lowest total in Cardinals history.
- Ran off a career-high 18.1 inning scoreless streak (7/5-8/18/19) in 2019, 15th-longest in the NL and 3rd-longest by an NL relief pitcher (Jarlin Garcia 20.0 IP & Richard Rodríguez 19.1) that season.
- Led all of Minor League Baseball in 2016 with a 36.1% strikeout rate (106 K/294 TBF) and strikeouts/9 IP (12.23); of pitchers with 75.0 IP or more.



CAREER NOTES CONTINUED...

- Has been a part of two Triple-A Championship teams with Memphis (2018) and Scranton Wilkes-Barre (2016).
- Sent the Memphis Redbirds to the 2018 Pacific Coast League Championship on a two-strike walk-off single in the 10th inning vs. Oklahoma City (9/9) in only his second career professional plate appearance.
- Posted a combined record of 2-0, 2.57 ERA in five postseason games in 2018, including a save in the PCL Title clinching-win over Fresno. Two years earlier, recorded saves in the Governors' Cup-clinching game at Gwinnett and the 2016 Triple-A National Championship Game vs. El Paso.
- Made one relief appearance for Team Mexico in the 2017 World Baseball Classic pitching 2.0 innings against Puerto Rico (3/11). Allowed one run on four hits including a solo home run to Francisco Lindor.
- Pitched four seasons for Yaquis de Obregon of the Mexican Winter League (2013-16) appearing in 41 games with a 3-4 record, 5.15 ERA and 35 strikeouts over 36.1 innings.

2020

- Tied for the Cardinals team lead with four saves despite appearing in only 16 games.
- Posted the highest strikeouts/9 IP (12.60) of his career.
- Missed 14 games with a right groin strain (9/11-20), suffered vs. DET (9/10[2]) in a game in which he took the loss.
- Pitched on consecutive days just once (9/5-6).
- Did not allow a run in his first eight appearances (8.0 IP) from 7/28-8/31, without walking a batter and allowing only two hits with 10 strikeouts.
- Allowed only one hit in the 9th inning (1-13, .077).
- Threw a season-high 2.0 innings pitched in his final appearance of the season vs. MIL (9/27) earning the win.

2020 POSTSEASON: Appeared in two games recording a win and a Hold while allowing two home runs in Wild Card Series at San Diego... recorded his first career postseason win tossing 1.1 scoreless innings in relief and stranded two inherited runners in the Cardinals 7-4 win in Game 1... surrendered back-to-back home runs in Game 2, the first Cardinals pitcher to do so since Lance Lynn who allowed consecutive shots to Ryan Zimmerman and Adam LaRoche in Game 2 of the 2012 NLDS at Busch Stadium (Last back-to-back HR's, but with different pitchers, was Game 3 of 2015 NLDS at CHI).

BACKGROUND/PERSONAL

- Originally signed as a non-drafted free agent by the New York Yankees, January 6, 2011.
- Resides in Ciudad Obregón, Sonora, Mexico.

AWARDS & HONORS

Triple-A Nationals Championship

2018: Memphis (AAA)

2016: Scranton Wilkes-Barre (AAA)

Pacific Coast League Championship

2018: Memphis (AAA)

International League Championship

2016: Scranton Wilkes-Barre (AAA)

CAREER MILESTONES

Major League Debut

May 12, 2017 vs. Houston

First Major League Win

April 11, 2019 vs. Los Angeles Dodgers

First Major League Save

July 9, 2018 [2] at Baltimore

First Major League Strikeout

May 14, 2017 vs. Houston (Game 2)

(2nd inning, Brian McCann, swinging)

LOWEST SINGLE-SEASON WHIP BY A CARDINALS RELIEF PITCHER

Rank	WHIP	IP	Year
1. Pat Neshek	0.79	67.1	2014
2. Harry Brecheen	0.80	49.0	1943
3. Dick Hughes	0.80	45.0	1968
4. Giovanny Gallegos	0.81	74.0	2019
5. Kiko Calero	0.82	45.1	2004
6. Ricky Horton	0.84	41.2	1986
7. Mike Timlin	0.85	56.2	2002
8. Lindy McDaniel	0.86	104.1	1960
9. Giovanny Gallegos	0.87	*15.0	2020
10. Kevin Siegrist	0.88	39.2	2013

CARDINALS SINGLE-SEASON MULTIPLE K'S IN A RELIEF APPEARANCE

Rank	YEAR	APP	2+K G's	PCT
1. Trevor Rosenthal	2013	74	36	48.6%
2. SeungHwan Oh	2016	62	35	56.5%
3. Mark Littell	1978	72	32	44.4%
4. Jason Motte	2012	67	28	41.8%
Giovanny Gallegos	2019	66	28	42.4%
Rich Croushore	1999	59	28	47.5%
John Brebbia	2019	66	28	42.4%
8. Todd Worrell	1987	75	27	36.0%
Diego Segui	1973	65	27	41.5%
10. Trevor Rosenthal	2017	50	26	52.0%

* Qualified during 60-game regular season



JOHN GANT

53

HEIGHT	WEIGHT	BATS/THROWS	BIRTH DATE	ML SERVICE
6-4	200	R/R	8/6/1992	4.004

FULL NAME: John Michael Gant**BORN:** Savannah, Georgia**OPENING DAY AGE:** 28 (Turns 29 on August 6)**BECAME CARDINAL:** Acquired from the Atlanta Braves with RHP Chris Ellis and INF Luke Dykstra in exchange for LHP Jaime Garcia, December 1, 2016**CONTRACT STATUS:** Signed through 2021**MLB DEBUT:** April 6, 2016 vs. Washington**PITCHER**

COMPLETE RECORD

Year Team	W-L	ERA	G	GS	CG	GF	SHO	SV	IP	H	R	ER	HR	HBP	BB	IBB	SO	WP	BK	BA
2011 GCL Mets	0-1	6.48	4	1	0	0	0	0	8.1	8	6	6	1	1	3	0	5	1	0	.286
2012 Kingsport	3-3	4.55	11	11	0	0	0	0	55.1	62	31	28	6	1	19	0	47	10	2	.272
Savannah	0-1	10.38	1	1	0	0	0	0	4.1	10	5	5	1	0	0	0	5	0	0	.455
2013 Brooklyn	6-4	2.89	13	13	+1	0	+1	0	71.2	53	30	23	1	5	28	0	81	3	2	.206
2014 Savannah	11-5	2.56	21	21	2	0	*2	0	123.0	107	47	35	5	3	40	0	114	7	1	.231
2015 St. Lucie	2-0	1.79	6	6	0	0	0	0	40.1	27	9	8	4	1	10	0	48	0	0	.180
Binghamton	4-5	4.70	11	11	0	0	0	0	59.1	67	38	31	2	1	26	0	43	2	1	.289
Mississippi	4-0	1.99	7	7	0	0	0	0	40.2	28	11	9	1	0	14	0	43	2	1	.201
2016 Rome#	0-0	0.00	1	0	0	0	0	0	3.0	1	0	0	0	0	1	0	2	0	0	.111
Gwinnett	3-3	4.18	12	10	0	1	0	0	56.0	58	29	26	5	0	22	0	57	7	0	.262
Atlanta	1-4	4.86	20	7	0	6	0	0	50.0	54	32	27	7	2	21	3	49	4	0	.278
2017 Memphis	6-5	3.83	18	18	0	0	0	0	103.1	109	47	44	10	4	25	1	99	2	1	.272
ST. LOUIS	0-1	4.67	7	2	0	1	0	0	17.1	17	9	9	4	1	10	1	11	0	0	.266
2018 ST. LOUIS	7-6	3.47	26	19	0	1	0	0	114.0	91	54	44	9	2	57	3	95	5	0	.216
Memphis	5-1	1.65	8	8	0	0	0	0	49.0	45	13	9	5	1	16	0	42	1	0	.243
2019 ST. LOUIS	11-1	3.66	64	0	0	13	0	3	66.1	51	29	27	4	0	34	1	60	1	0	.217
2020 ST. LOUIS	0-3	2.40	17	0	0	2	0	0	15.0	9	6	4	0	0	7	0	18	1	0	.167
MINOR TOTALS	44-28	3.28	113	107	3	1	3	0	614.1	575	266	224	41	17	204	1	586	35	8	.246
MAJOR TOTALS	19-15	3.80	134	28	0	23	0	3	262.2	222	130	111	24	5	129	8	233	11	0	.229

*Led League +Tied for League Lead

#Injury Rehabilitation Assignment

Note: Major League Uniform Numbers Worn: 52 (2016), 53 (2017-present)

REGULAR SEASON FIELDING RECORD

Position	PCT	G	PO	A	E	TC	DP
Pitcher	1.000	134	23	24	0	47	1

REGULAR SEASON BATTING RECORD

Year Team	AVG	G	AB	R	H	2B	3B	HR	RBI	SH	SF	HBP	BB	IBB	SO	SB	CS	GDP	SLG	OBP	E
2020 ST. LOUIS	.000	17	0	0	0	0	0	0	0	0	0	0	0	0	0	0	0	0	.000	.000	0
MAJOR TOTALS	.045	119	44	2	2	0	0	2	3	6	0	0	0	0	17	0	0	0	.182	.045	0

Home Runs: 8/14/18 vs. WSH (G. Gonzalez, 2nd inning, two-run) • 8/30/18 vs. PIT (J. Musgrove, 3rd inning, solo).



2020 SEASON HIGHS

Most IP: 1.2, 7/25 vs. Pittsburgh
Most Strikeouts: 3, 8/17 [1] at Chicago Cubs
Most Walks: 1, seven times. Last: 9/8 [2] vs. Minnesota
Most Runs Allowed: 3, 8/27 [1] vs. Pittsburgh
Most ER Allowed: 1, four times. Last: 9/13 vs. Cincinnati
Most Hits Allowed: 2, 8/27 [1] vs. Pittsburgh
Most HRs Allowed: n/a
Longest Winning Streak: n/a
Longest Losing Streak: 3 games, 8/25-present
Longest Scoreless Streak: 7.2 IP, 7/25-8/23.

CAREER HIGHS

Most IP (Starter): 7.0, twice. Last: 8/25/18 at Colorado.
Most IP (Reliever): 4.2, 4/27/16 at Boston
Most Strikeouts (Starter): 7, twice. Last: 5/25/18 at Pittsburgh
Most Strikeouts (Reliever): 4, four times. Last: 5/26/19 vs. Atlanta
Most Walks (Starter): 5, three times. Last: 9/4/18 at Washington
Most Walks (Reliever): 4, 5/30/18 at Milwaukee
Most Runs Allowed (Starter): 6, twice. Last: 9/15/18 vs. L.A. Dodgers
Most Runs Allowed (Reliever): 4, twice. Last: 6/23/19 vs. L.A. Angels
Most ER Allowed (Starter): 6, twice. Last: 9/15/18 vs. L.A. Dodgers
Most ER Allowed (Reliever): 4, 6/23/19 vs. L.A. Angels
Most Hits Allowed (Starter): 8, 8/3/18 at Pittsburgh
Most Hits Allowed (Reliever): 4, twice. Last: 6/23/19 vs. L.A. Angels
Most HRs Allowed: 2, four times. Last: 9/15/18 vs. L.A. Dodgers.
Longest Winning Streak: 10 games, 3/29-8/31/19
Longest Losing Streak: 4 games, 6/22/16-9/29/17
Longest Scoreless Streak: 10.2 IP, 4/6-23/19
Last Start: 9/26/18 vs. Milwaukee.

CAREER TRANSACTIONS

- Selected by New York Mets in the 21st round (642nd overall) of the June, 2011 First-Year Player Draft.
- Acquired by the Atlanta Braves with RHP Rob Whalen in exchange for INF Juan Uribe and INF/OF Kelly Johnson, July 24, 2015.
- On Atlanta injured list (left oblique strain), June 28-August 21, 2016; included injury rehabilitation assignments to Rome (A) and Gwinnett (AAA).
- Acquired by the St. Louis Cardinals with RHP Chris Ellis and INF Luke Dykstra in exchange for LHP Jaime Garcia, December 1, 2016.
- On St. Louis injured list (right groin), March 30-May 15, 2017.
- On St. Louis injured list (right groin tightness), September 25 - end of the season, 2020.

CAREER NOTES

- Acquired from the Braves for LHP Jaime Garcia during the 2016 off-season and has posted an 18-11 record with a 3.55 ERA and three saves over four seasons compiling 114 appearance with the Cardinals.
- Originally drafted by the New York Mets out of high school in 2011, was traded twice over the span of 17 months to the Braves and then Cardinals and has spent more time with the Cardinals than any of his previous two franchises.
- His .621 winning percentage as a member of the Cardinals is the best among teammates with 100 or more appearances over that span (2017-20).
- Has made 81 straight relief appearances since his last start on 9/26/18 vs. Milwaukee.
- Has a career record of 6-10 with 3.99 ERA in 28 career starts and a 13-5 record with a 3.60 ERA and three saves in 106 career relief appearances.
- Missed pitching in the postseason each of the last two years, most recently on the injured list in 2020 and was not added to the postseason roster in 2019.
- Ranks T-3rd among MLB relief pitchers with 11 wins over the last two seasons (2019-20).
- Led all MLB relief pitchers with 11 wins in 2019. The 11 wins by a relief pitcher were the most in the National League since Tyler Clippard (11-8) had 11 for the Nationals in 2010.

CAREER MILESTONES

Major League Debut

April 6, 2016 vs. Washington

First Major League Win

June 17, 2016 at New York (N.L.)

First Major League Save

April 1, 2019 at Pittsburgh

First Major League Start

June 12, 2016 vs. Chicago (N.L.)

First Major League Strikeout

April 6, 2016 vs. Washington
(9th inning, Wilson Ramos, swinging)

First Major League Home Run

August 14, 2018 vs. Washington
(2nd inning, 2-run HR, off Gio González)



CAREER NOTES CONTINUED...

- His .917 winning percentage in 2019 was the 3rd-highest among relief pitchers in Major League history (min. 12 decisions) behind Roy Face with the Pirates in 1959 (18-1, .947) and Phil Regan with the Dodgers in 1966 (14-1, .933), while tied with former Cardinals pitcher Eddie Yuhas in 1952 (11-1).
- Tied Eddie Yuhas (1952) for highest winning percentage by a Cardinals pitcher with 10 or more decisions with a .917 mark (11-1) in 2019.
- Became the 8th pitcher in Cardinals history to record double-digit wins in relief posting an 11-1 record in 2019.
- His seven wins prior to the All-Star Break in 2019 were the most by a National League relief pitcher since Tyler Clippard's eight in 2010 with the Nationals.
- Joined Roy Face (12-0, 1959, PIT), Lew Burdette (7-0, 1953, MIL), Aurelio Lopez (7-0, 1984, DET) and Ron Robinson (7-0, 1986, CIN) as the only pitchers in MLB history with a perfect mark and at least seven wins pre All-Star Break making all relief appearances.
- Was the winning pitcher for the St. Louis Cardinals 10,000th franchise win on June 25, 2018 vs. Cleveland, tossing a 7.0 scoreless innings of one-hit ball in a 4-0 win opposite Mike Clevinger. Allowed his lone hit on an infield single to Yan Gomes in the 2nd inning.
- Hit two home runs in 2018 as his only two career hits. Was the only pitcher in MLB to hit multiple home runs in the month of August.
- Made Atlanta's Opening Day roster in 2016.
- Posted seven double-digit strikeout games in the minor leagues.
- 2014 South-Atlantic League Mid-Season and Post-Season All-Star with Savannah (A).
- 2013 New York-Penn League Mid-Season All-Star with Brooklyn (A).

2020

- Placed on the 10-day Injured List with a right groin strain suffered vs. MIL (9/25[1]) after facing one batter causing him to miss the postseason.
- Led the Cardinals with 7 Holds.
- Held opposing batters to an .088 BA (3-34) with no extra base hits on two-strike counts.
- Did not allow a home run to 61 total batters faced.
- Stranded all five inherited runners during 2020 season.
- Did not allow a run in seven road appearances (7.2 IP) with two hits, one walk and 12 strikeouts.
- Finished the season with three game losing streak (8/25-end of season), one shy of his career high.

BACKGROUND/PERSONAL

- Graduated from Wiregrass Ranch (Fla.) High School.
- Signed a letter of intent to play college baseball at Long Island University (N.Y.), but was selected by the Mets in the 21st round of the June, 2011 First-Year Player Draft.
- His father, John, Sr., is the head girls basketball coach and science teacher at Wiregrass Ranch High School, where John has served as team scorekeeper.

AWARDS & HONORS

Pacific Coast League Pitcher of the Week
2017: Memphis (AAA) - June 12-18

Florida State League Pitcher of the Week
2015: St. Lucie (High-A) - June 29-July 5

South Atlantic League Post-Season All-Star
2014: Savannah (A)

South Atlantic League Mid-Season All-Star
2014: Savannah (A)

South Atlantic League Pitcher of the Week
2014: Savannah (A) - July 14-20
2014: Savannah (A) - July 28-August 3

New York-Penn League Mid-Season All-Star
2013: Brooklyn (A)

New York-Penn League Pitcher of the Week
2013: Brooklyn (A) - August 26-Sept. 1

CARDINALS TO BEGIN A SEASON WITH 8 OR MORE CONSECUTIVE WINS

MLB Rank	W-L	Season	First Loss	Opp
1. John Gant	10-0	2019	9/15/2019	MIL
	Howie Krist	10-0	1941	*6/28/1942 PHI
3. Frank DiPino	9-0	1989	^6/13/1990	PIT
4. Paul Dean#	8-0	1934	6/19/1934	CIN
	Ted Wilks	8-0	1946	%4/28/1948 CIN
	Bob Gibson	8-0	1965	5/25/1965 LA
	Garrett Stephenson	8-0	2000	6/3/2000 CLE
	Matt Morris	8-0	2005	6/23/2005 PIT

STREAKS THAT WENT MULTIPLE SEASONS

%Won 12 straight from 1946-47 *Won 13 straight from 1941-42
^Won 14 straight from 1988-90 # Rookie

RELIEF PITCHER WINNING PERCENTAGE 12 OR MORE DECISIONS

MLB Rank	Team	Year	W-L	Pct
1. Roy Face	Pirates	1959	18-1	.947
2. Phil Regan	Dodgers	1966	14-1	.933
3. John Gant	Cardinals	2019	11-1	.917
	Eddie Yuhas	Cardinals	1952	11-1 .917
5. Ron Davis	Yankees	1979	14-2	.875
6. Bob Stanley	Red Sox	1978	13-2	.867
7. Lindy McDaniel	Cardinals	1960	12-2	.857

- Struck out over 200 batters with only three losses in his high school baseball career.
- His change-up grip has been nicknamed "The Vulcan".
- Resides in Wesley Chapel, Fla.

GANT, JOHN



PAUL GOLDSCHMIDT

46

HEIGHT	WEIGHT	BATS/THROWS	BIRTH DATE	ML SERVICE
6-3	220	R/R	9/10/1987	9.059

FULL NAME: Paul Edward Goldschmidt

BORN: Wilmington, Delaware

OPENING DAY AGE: 33 (Turns 34 on September 10)

BECAME CARDINAL: Acquired from the Arizona Diamondbacks in exchange for C Carson Kelly, RHP Luke Weaver, INF Andy Young, and 2019 Cardinals Compensation Round B selection, December 5, 2018

CONTRACT STATUS: Signed through 2024

MLB DEBUT: August 1, 2011 vs. San Francisco

FIRST BASEMAN



COMPLETE RECORD

Year	Team	AVG	G	AB	R	H	2B	3B	HR	RBI	SH	SF	HBP	BB	IBB	SO	SB	CS	GDP	SLG	OBP	E
2009	Missoula	.334	74	287	51	96	27	3	18	62	0	5	3	36	0	74	4	3	6	.638	.408	4
2010	Visalia	.314	138	525	102	165	42	3	35	108	0	9	8	57	0	161	5	1	9	.606	.384	13
2011	Mobile	.306	103	366	84	112	21	3	30	94	0	4	5	82	12	92	9	3	5	.626	.435	4
	Arizona	.250	48	156	28	39	9	1	8	26	0	1	0	20	0	53	4	0	4	.474	.333	0
2012	Arizona	.286	145	514	82	147	43	1	20	82	0	*9	4	60	4	130	18	3	9	.490	.359	7
2013	Arizona	.302	160	602	103	182	36	3	*36	*125	0	5	3	99	*19	145	15	7	25	*.551	.401	5
2014	Arizona	.300	109	406	75	122	39	1	19	69	0	3	2	64	10	110	9	3	10	.542	.396	7
2015	Arizona	.321	159	567	103	182	38	2	33	110	0	7	2	118	*29	151	21	5	16	.570	.435	5
2016	Arizona	.297	158	579	106	172	33	3	24	95	0	8	7	*110	15	150	32	5	14	.489	.411	4
2017	Arizona	.297	155	558	117	166	34	3	36	120	0	4	8	94	15	147	18	5	14	.563	.404	4
2018	Arizona	.290	158	593	95	172	35	5	33	83	0	0	6	90	11	173	7	4	7	.533	.389	6
2019	ST. LOUIS	.260	161	597	97	155	25	1	34	97	0	3	2	78	2	166	3	1	11	.476	.346	5
2020	ST. LOUIS	.304	58	191	31	58	13	0	6	21	0	1	1	37	0	43	1	0	4	.466	.417	1
MINOR TOTALS		.317	315	1178	237	373	90	9	83	264	0	18	16	175	12	327	18	7	20	.620	.407	38
MAJOR TOTALS		.293	1311	4763	837	1395	305	20	249	828	0	41	35	770	105	1268	128	33	114	.522	.392	44

^ Led Majors *Led League

Note: Major League Uniform Numbers Worn: 44 (2011-18), 46 (2019-present)

WILD CARD SERIES RECORD

Year	Team	AVG	G	AB	R	H	2B	3B	HR	RBI	SH	SF	HBP	BB	IBB	SO	SB	CS	GDP	SLG	OBP	E
2017	ARI vs. COL	.400	1	5	1	2	0	0	1	3	0	0	0	0	0	1	0	0	0	1.000	.400	0
2020	STL vs. SD	.231	3	13	2	3	1	0	2	3	0	0	0	1	0	2	0	0	0	.769	.286	0
W.C. TOTALS		.278	4	18	3	5	1	0	3	6	0	0	0	1	0	3	0	0	0	.833	.316	0

DIVISION SERIES RECORD

Year	Team	AVG	G	AB	R	H	2B	3B	HR	RBI	SH	SF	HBP	BB	IBB	SO	SB	CS	GDP	SLG	OBP	E
2011	ARI vs. MIL	.438	4	16	4	7	0	0	2	6	0	0	1	2	0	5	1	0	0	.813	.526	0
2017	ARI vs. LAD	.091	3	11	1	1	0	0	1	2	0	0	0	1	0	3	0	0	1	.364	.167	0
2019	STL vs. ATL	.429	5	21	5	9	4	0	2	2	0	0	0	2	1	2	0	0	0	.905	.478	0
D.S. TOTALS		.354	12	48	10	17	4	0	5	10	0	0	1	5	1	10	1	0	1	.750	.426	0



LEAGUE CHAMPIONSHIP SERIES RECORD

Year Team	AVG	G	AB	R	H	2B	3B	HR	RBI	SH	SF	HBP	BB	IBB	SO	SB	CS	GDP	SLG	OBP	E
2019 STL vs. WSH	.063	4	16	0	1	0	0	0	0	0	0	0	0	0	9	0	0	0	.063	.063	0

WORLD BASEBALL CLASSIC RECORD

Year Team	AVG	G	AB	R	H	2B	3B	HR	RBI	SH	SF	HBP	BB	IBB	SO	SB	CS	GDP	SLG	OBP	E
2017 United States	.077	5	13	2	1	0	0	0	0	0	0	0	3	0	3	0	0	0	.077	.327	0

ALL-STAR RECORD

Year Team	AVG	G	AB	R	H	2B	3B	HR	RBI	SH	SF	HBP	BB	IBB	SO	SB	CS	GDP	SLG	OBP	E
2013 National	.500	1	2	0	1	1	0	0	0	0	0	0	0	0	0	0	0	0	1.000	.500	0
2014 National	.000	1	3	0	0	0	0	0	0	0	0	0	0	0	1	0	0	0	.000	.000	0
2015 National	.333	1	3	1	1	0	0	0	0	0	0	0	0	0	1	0	0	0	.333	.333	0
2016 National	.000	1	3	0	0	0	0	0	0	0	0	0	0	0	0	0	0	0	.000	.000	0
2017 National	.000	1	2	0	0	0	0	0	0	0	0	0	0	0	0	0	0	0	.000	.000	0
2018 National	.000	1	1	0	0	0	0	0	0	0	0	0	1	0	1	0	0	0	.000	.500	0
ALL-STAR TOTALS	.143	6	14	1	2	1	0	0	0	0	0	0	1	0	3	0	0	0	.214	.200	0

REGULAR SEASON FIELDING RECORD

Position	PCT	G	PO	A	E	TC	DP
First Base	*.996	1,281	10,985	856	44	11,885	1018

Note: Rawlings Gold Glove winner: 2013, 2015 and 2017

Wilson Defensive Player of the Year winner: 2015

* Tied for highest in MLB history among all players with at least 10,000 career total chances.

2013: Led National League first basemen in total chances (1,598) and putouts (1494).

2015: Led National League first basemen in total chances (1,506), putouts (1,378) and double plays (129).

2016: Led National League first basemen in total chances (1,498), putouts (1,378).

2018: Led National League first basemen in total chances (1,439), putouts (1,323) and double plays (131).

2019: Rawlings NL Gold Glove award finalist. Led Major League first basemen in games (159), total chances (1,372), and double plays (145). Shared National League lead among first basemen in fielding percentage (.996).

2020: Rawlings NL Gold Glove award finalist. Shared MLB lead among first basemen in fielding percentage (.998).

2020 SEASON HIGHS

Most Hits: 3, 4x. Last: 9/27 vs. Milwaukee
Most Runs: 3, 9/1 at Cincinnati
Most 2Bs: 1, 13x. Last: 9/25 vs. Milwaukee
Most HRs: 1, 6x. Last: 9/12 vs. Cincinnati
Most RBIs: 3, 2x. Last: 9/6 at Chicago Cubs
Most BBs: 3, 8/22 vs. Cincinnati
Most HBPs: 1, 8/31 vs. Cincinnati
Most SBs: 1, 8/31 at Cincinnati
Longest Hitting Streak: 6 games, 3x. Last: 9/20-9/25

CAREER HIGHS

Most Hits: 4, 16 times. Last: 8/11/19 vs. Pittsburgh
Most Runs: 5, 5/17/14 vs. Los Angeles Dodgers
Most 2Bs: 3, three times. Last: 6/6/18 at San Francisco
Most 3Bs: 1, 20 times. Last: 9/4/19 vs. San Francisco
Most HRs: 3, twice. Last: 3/29/19 at Milwaukee
Most RBIs: 7, 9/13/19 vs. Milwaukee
Most BBs: 4, six times. Last: 7/18/17 at Cincinnati
Most HBPs: 1, 35 times. Last: 8/31/20 vs. Cincinnati
Most SBs: 3, 10/1/16 vs. San Diego
Longest Hitting Streak: 26 games, 9/10/13-4/4/14
Multi HR Games: 17. Last: 9/13/19 vs. Milwaukee
Pinch HR: 1, 8/11/11 vs. Houston (Melancon)
Grand Slams: 6. Last: 9/13/19 vs. Milwaukee (Houser)
Game Ending HR: 5. Last: 6/19/19 vs. Miami (Conley)
Extra Inning HR: 5. Last: 9/24/19 at Arizona (Clarke)

CAREER TRANSACTIONS

- Selected by Los Angeles Dodgers in the 49th round (1,453th overall) of the June, 2006 First-Year Player Draft, but did not sign.
- Selected by Arizona Diamondbacks in the 8th round (246th overall) of the June, 2009 First-Year Player Draft.
- On Arizona disabled list (left hand fracture), August 2 - September 28, 2014.
- Acquired by the St. Louis Cardinals from the Arizona Diamondbacks in exchange for C Carson Kelly, RHP Luke Weaver, INF Andy Young, and 2019 Cardinals Compensation Round B selection, December 5, 2018.
- Signed five-year (2020-2024) contract extension, March 23, 2019.



AWARDS & HONORS

World Baseball Classic Championship

2017: United States of America

National League All-Star

2018: Arizona (starter at DH)

2017: Arizona

2016: Arizona

2015: Arizona (starter at 1B)

2014: Arizona (starter at 1B)

2013: Arizona

Louisville Silver Slugger Award - First Base

2018: Arizona

2017: Arizona

2015: Arizona

2013: Arizona

Wilson Defensive Player of the Year - First Base

2015: Arizona

Rawlings National League Gold Glove Award - First Base

2017: Arizona

2015: Arizona

2013: Arizona

Fielding Bible Award - First Base

2017: Arizona

2015: Arizona

2013: Arizona

Hank Aaron Award

2013: Arizona

National League Player of the Month

2019: St. Louis - July

2018: Arizona - June

National League Player of the Week

2019: St. Louis - July 22-28

2018: Arizona - June 4-10

2015: Arizona - April 27-May 3

Darryl Kile Award

2019: St. Louis

MLBPA Heart and Hustle Award Nominee

2018: Arizona

2017: Arizona

2016: Arizona

2015: Arizona

2014: Arizona

CAREER NOTES

- The 2021 season marks his third in the Cardinals organization.
- Spent his first 10 professional seasons with the Arizona Diamondbacks (2009-18).
- Signed a five-year contract extension through the 2024 season on March 23, 2019.
- Among Arizona Diamondbacks all-time leaders, ranks first in walks (655), OPS (.930), on-base percentage (.398), slugging percentage (.532) and second in stolen bases (124), home runs (209), doubles (267), extra-base hits (495), runs (709), RBI (710), hits (1,182), batting average (.297) and games played (1,092).

Awards

- Finished among National League MVP voting leaders in 2013 (2nd), 2015 (2nd), 2016 (11th), 2017 (3rd), and 2018 (6th).
- Joins Mike Trout (2011-16, '18-19), Mookie Betts (2016, '18, '20), and José Ramírez (2017-18, 20) to have finished among the top three of their league MVP voting three or more times since 2013.
- Six-time National League All-Star (2013-18), a Diamondbacks franchise record, and the first Diamondback in team history to be elected and start multiple All-Star Games (2014-15).
- Is one of eight first basemen to earn both All-Star and Gold Glove honors in the same season on three or more occasions, joining Steve Garvey, Todd Helton, Keith Hernandez, Don Mattingly, Eddie Murray, Bill White and Adrián González (*MLB.com*).
- In 2015, joined Eddie Murray as the only two first basemen in Major League history with two Gold Gloves and a home run title through his age-27 season.
- 2013 National League Hank Aaron Award winner.
- In 2013, became the third NL player to boast a .300 average, 35 home runs, 100 RBI, 100 runs scored and 99 walks during their 25-year-old season or younger, joining Hall of Famers Mel Ott (1929 and 1932) and Eddie Mathews (1953).
- 2019 Darryl Kile Award recipient, voted on by his teammates.
- Five-time Diamondbacks nominee for MLB's Roberto Clemente (2014-18), Hank Aaron (2013-15, '17-18), and MPBPA Heart and Hustle awards (2014-18).
- Member of the 2017 Team USA World Baseball Classic Gold Medal winning team with pitcher Andrew Miller.
- Three-time (2015, '17-18) recipient of the Luis Gonzalez Award, given annually to Diamondback who best exemplifies the talents, spirit and heart of the Diamondbacks legend both on and off the field, as voted by his teammates, coaches and clubhouse staff.

Career

- Among players in Major League history with at least 750 career plate appearances against left-handed pitching, his career 1.017 OPS ranks 6th all-time. Active leader Giancarlo Stanton (1.022) ranks 4th.
- He and Mike Trout were the only MLB players to score 75 or more runs in eight straight seasons from 2012-19.

**AWARDS & HONORS (continued)****Roberto Clemente Award Nominee**

2018: Arizona
 2017: Arizona
 2016: Arizona
 2015: Arizona
 2014: Arizona

MLB All-Star Futures Game Selection

2011: United States

Baseball America Minor League All-Star

2011: Mobile (AA)

USA Today Minor League Player of the Year

2011: Mobile (AA)

Topps/Minor League Baseball Double-A All-Star

2011: Mobile (AA) - 1B

Minor League Baseball Double-A Best Hitter of the Year

2011: Mobile (AA)

Baseball America Double-A All-Star

2011: Mobile (AA)

Southern League Mid-Season All-Star

2011: Mobile (AA)

Southern League Post-Season All-Star

2011: Mobile (AA) - 1B

Southern League Most Valuable Player

2011: Mobile (AA)

Southern League Player of the Week

2011: Mobile (AA) - April 11-17

Topps Class A All-Star

2010: Visalia (High-A)

California League Most Valuable Player

2010: Visalia (High-A)

California League Rookie of the Year

2010: Visalia (High-A)

California League Post-Season All-Star

2010: Visalia (High-A) - 1B

Minor League Baseball Round Tripper Award, Class A

2010: Visalia (High-A)

CAREER NOTES CONTINUED...

- Since 2013, leads all Major Leaguers in intentional walks (101) and go-ahead RBI (195), while ranking 2nd in runs scored (727) and times on base (1,930); 3rd in on-base pct. (.398), OPS (.926); T3rd in extra-base hits (492) and total bases (2,161); 4th in walks (690) and RBI (720); 5th in game-winning RBI (88); T5th in home runs (221); 7th in hits (1,209), doubles (240), and slugging pct. (.531)

Home Runs

- Enters the 2021 season one home run shy of reaching 250 for his career.
- From 2013-19, was one of six Major Leaguers to reach the 30-homer threshold at least five times, joining Edwin Encarnacion (7), Nelson Cruz (6), Manny Machado (5), Nolan Arenado (5), and Mike Trout (5).
- Has hit 61 of 249 career home runs (24.5%) in the first inning of games, his most of any inning. Since his MLB debut in 2011, only Mike Trout (82) and Albert Pujols (65) have more.
- Has hit 39 career home runs on the first pitch of his at-bats, his most of any count.
- Since making his Major League debut in 2011, has hit 249 home runs and stole 128 bases. The only other Major League player to have as many home runs and stolen bases is Mike Trout (302 HR, 201 SB).
- Hit career high-tying three home runs at Milwaukee in the second game of the regular season (March 29, 2019). Marked the 21st three-homer game by a Cardinal (12th player), and only the 2nd time a Cardinals 2nd place hitter enjoyed a three-homer game (also Bill White on 7/5/61 at Dodgers in the Los Angeles Coliseum).
- The three-homer game was the first by a Cardinal in the month of March and only the 6th in MLB history to occur through the first two games of any season (*since 1920*).
- Homered in career-high six straight games from July 22-27, 2019, tying the Cardinals record shared by Matt Carpenter & Mark McGwire.
- Is the only right-handed batter to homer into the Allegheny River at PNC Park (2001-present). His 10th-inning, go-ahead grand slam on July 22, 2019 marked the 34th different player (52nd instance) a ball reached the river.

Stolen Bases

- Is one of only three first basemen in MLB history with 125+ home runs and 125+ stolen bases in their career, joining Jeff Bagwell (446 HR, 201 SB) and Andres Galarraga (387 HR, 127 SB) (*stats as first basemen only*).
- His 79.5% stolen base pct. (128-for-161) is the highest mark all-time among primary first basemen in MLB history
- Since 1974, his 128 career stolen bases rank 3rd all-time among first basemen, trailing only Jeff Bagwell (201) and Rod Carew (175) (*stats as first basemen only*).
- His 128 career stolen bases lead all primary MLB first basemen since his MLB debut in 2011 (Eric Hosmer is 2nd with 71).
- Stole career high 32 bags in 2016, 4th-most by a first baseman (since 1976), and most since Gregg Jefferies stole 46 for St. Louis in 1993.



National League Central Division

- His career .958 OPS in 342 games against the NL Central Division trails Albert Pujols (1.032) and Nolan Arenado (.984) among active Major Leaguers, and ranks 14th all-time in Major League history (*min. 500 plate appearances*).
- Slashing .311/.408/.560 in 178 career games at NL Central ballparks, including .307/.410/.493 in 42 games at Wrigley Field and .378/.461/.741 in 38 games at Miller Park.
- Among active Major Leaguers with 150 or more career plate appearances against the Chicago Cubs, ranks 1st in OPS (1.035) and 3rd in slugging pct (.605) and on-base pct (.430).
- Among active Major Leaguers with at least 150 career plate appearances against Milwaukee, ranks 1st all-time in on-base pct (.438), 2nd in OPS (1.054) and slugging pct (.616) and 3rd in batting average (.336).
- Among all-time Major Leaguers with at least 120 career plate appearances at Miller Park, ranks 1st all-time in OPS (1.202) and slugging pct (.741), and 2nd in on-base pct (.461) and batting average (.378).
- In 2019, recorded league-leading 58 RBI vs. NL Central opponents, most by a Cardinal since Albert Pujols (72 in 2010). Also led MLB in RBI against Pittsburgh (23) and Milwaukee (20).
- His 23 RBI against Pittsburgh in 2019 tied Enos Slaughter (1953) for 3rd-most by a Cardinal off Pirates pitching in a single-season.

Defensive Accolades

- Three-time winner of the National League *Rawlings* Gold Glove and Fielding Bible Awards at first base (2013, 2015, 2017).
- Finished as a *Rawlings* Gold Glove finalist in 2016, 2019, and 2020.
- 2015 *Wilson* Defensive Player of the Year recipient at First Base, awarded annually to the best defensive player at each fielding position in Major League Baseball.
- Among all players in MLB history with at least 10,000 career total chances, joins Todd Helton, Mark Teixeira, Justin Morneau, Joe Mauer, and Don Mattingly for the highest fielding percentage (.996) in MLB history.
- Only Mark Teixeira (.997) sports a higher all-time fielding percentage exclusively at first base in MLB history (*min. 10,000 total chances*).

Postseason Career

- Has homered in eight of 20 career postseason games (10.25 HR/AB ratio), ranking 8th all-time in MLB postseason history.
- Slashing .280/.337/.634 with .971 OPS in 20 career postseason games, with 13 of 23 hits going for extra bases.
- Has hit safely in 14 games. Since joining St. Louis, has hit safely in eight of 12 postseason games (.260/.302/.600) with 4 HR and .902 OPS.
- Four of his eight home runs have come in the 1st inning.
- Became the 11th player in MLB postseason history to hit six or more home runs in his first 12 career postseason games.
- Twice has homered in consecutive postseason games (2011 NLCS vs. Milwaukee & 2020 Wild Card Series vs. San Diego).
- Became the 5th player in MLB postseason history to hit at least eight home runs in his first 18 postseason games and first since Carlos Beltrán (2004-06).

AWARDS & HONORS *(continued)*

Diamondbacks Player of the Month

2010: Visalia (High-A) - May

California League Player of the Week

2010: Visalia (High-A) - May 10-16
2010: Visalia (High-A) - July 5-11

Diamondbacks Minor League Player of the Year

2010: Visalia (High-A)

Pioneer League Player of the Week

2009: Missoula (AA) - August 3-9

National High School Baseball Championship

2006: The Woodlands (Tex.) High School

Texas High School Baseball Championship

2006: The Woodlands (Tex.) High School

CAREER MILESTONES

Major League Debut

August 1, 2011 at San Francisco

First Major League Hit

August 1, 2011 at San Francisco
(2nd inning, single, off Matt Cain)

First Major League Home Run

August 1, 2011 at San Francisco
(5th inning, 2-run, off Tim Lincecum)

First Major League Stolen Base

August 3, 2011 at San Francisco

100th Major League Home Run

June 10, 2015 at Los Angeles (NL)
(5th inning, 2-run, off Brett Anderson)

100th Major League Stolen Base

April 5, 2017 vs. San Francisco

200th Major League Home Run

August 3, 2018 vs. San Francisco
(1st inning, solo, off Chris Stratton)

1,000th Major League Game

June 13, 2018 vs. Pittsburgh

1,000th Major League Hit

September 13, 2018 vs. Colorado
(3rd inning, double, off German Marquez)

**30+ HOME RUN SEASONS 2013-19**

MLB Ranks	Seasons	
1. Edwin Encarnacion	7	2013-19
2. Nelson Cruz	6	2014-19
3. Manny Machado	5	2015-19
Nolan Arenado	5	2015-19
Mike Trout	5	2014-15, '17-19
Paul Goldschmidt	5	2013, '15, '17-19

75+ RUNS SCORED SEASONS 2013-19

MLB Ranks	Seasons	
1. Mike Trout	8	2012-19
Paul Goldschmidt	8	2012-19
2. Edwin Encarnacion	7	2012-17, '19
Freddie Freeman	7	2012-14, '16-19
Brett Gardner	7	2013-19
Justin Upton	7	2012-18
Andrew McCutchen	7	2012-18

ACTIVE CAREER OPS LEADERS VS. NATIONAL LEAGUE CENTRAL DIVISION

Active Rank	OPS	Seasons
1. Albert Pujols	1.032	2001-20
2. Nolan Arenado	.984	2007-20
3. Paul Goldschmidt	.958	2011-20

minimum 500 PA (Since 1994)

CAREER VS. NL CENTRAL

Opponent	G	AVG	OBP	SLG	OPS
Brewers	75	.336	*.438	.616	1.054
Cubs	72	.326	.430	.605	*1.035
Pirates	73	.305	.415	.543	.958
Reds	70	.264	.361	.477	.838

** Highest among active MLB players, minimum 150 PA*

CAREER AT NL CENTRAL BALLPARKS

Stadium	G	AVG	OBP	SLG	OPS
Busch Stadium	130	.285	.375	.485	.860
GABP	34	.286	.381	.571	.952
Miller Park	38	*.378	.461	*.741	*1.202
PNC Park	36	.277	.381	.504	.884
Wrigley Field	42	.307	.410	.493	.903

** Highest all-time in MLB history, minimum 100 PA*

1ST INNING HOME RUNS SINCE 2011

MLB Rank	1st Inn HR	Total HR	Pct. of Total HR
1. Mike Trout	82	302	27.2%
2. Albert Pujols	65	254	25.6%
3. Paul Goldschmidt	61	249	24.5%
4. Nolan Arenado	59	235	25.1%

- Has homered in five of his 12 career Division Series games, holding a 9.60 HR/AB ratio for T6th-highest in MLB Division Series history. His .750 career slugging pct. ranks 2nd-highest all-time in MLB Division Series play (*min. 50 plate appearances*), trailing only Edgar Martinez (.781).
- Recorded nine hits vs. Atlanta in the 2019 Division Series (9-21, .429/.478/.905), tying a Cardinals record for most hits in a Division Series shared by Fernando Vina (2002 vs. Arizona) and teammate Marcell Ozuna (2019).
- Joined Larry Walker (2004) and Albert Pujols (2011) as the only Cardinals with two doubles and a home run in a postseason game, going 3-for-4 with a homer and two doubles in Game 4 of the 2019 Division Series.

2020

NL Ranks: Batting Average (.304, 11th), on-base percentage (.417, 5th), pitches/plate appearance (4.20, 8th), walks (37, T-8th), times on base (96, T-5th), batting average of balls in play (.364, 8th), plate appearances/walk (6.24, 7th), infield hits (8, T8th), WAR (2.4, 13th).

- Played in all 58 games during the season for the Cardinals.
- Ranked 2nd in MLB in line drive pct. (36.2%), trailing only Dominic Smith (36.3%).
- Led the Cardinals in games (58), runs (31), hits (58), multi-hit games (13), doubles (13), walks (37), batting (.304), on-base pct. (.417), slugging (.466), OPS (.883), total bases (89) and extra-base hits (19).
- Walked in 12 straight games (8/17-8/27), establishing a new career-high and the longest streak in MLB for the 2020 season. Marked the 2nd-longest streak in Cardinals history behind Jack Clark (16).
- Had six games with multiple walks (Cardinals were 6-0).
- Tied for 5th-longest on-base streak in MLB by reaching safely in 23 straight games (7/29-9/1) with 23 walks and a .521 OBP during the stretch.
- Ranked 3rd in the NL with a .444 BA (16-36) when leading off an inning (Juan Soto .520, Nolan Arenado .464).
- Doubled in four straight games (8/29-9/1), tying his career high (2013 & 2014).
- Posted three hitting streaks of six games, his season-high.
- Hit safely in 40-of-58 games while reaching base safely in 52.
- Played in 32 games in September, most by a Cardinal since Keith Hernandez's club record of 33 in 1976. His 59 games played in September over the past two seasons (2019-20) are the most in MLB.
- Tied for the team lead with 21 hits with two-strikes, including three home runs.
- Did not homer over the final 19 games of the season (last HR: 9/12), his longest stretch as a member of the Cardinals and 8th-longest in his career (34 w/ARI, 8/17-9/24/2012).
- Collected his 300th career double at Milwaukee (9/14).

2020 POSTSEASON: Went 3-13 (.231) with a double and two homers in three games during the Wild Card Series vs. San Diego...homered in the first two games of the series; hit a two-run home run on the first pitch of his first at-bat of Game 1 to give the Cardinals a 2-0 lead...was his 2nd career postseason game-winning RBI and first as a member of the Cardinals (2017 with Arizona)...homered to lead off the top of the 9th inning in Game 2 off Trevor Rosenthal.



BACKGROUND/PERSONAL

- He and his wife, Amy, have a son, Jacob, and daughter, Emma.
- Met his future wife, who was on the golf team, in an athlete study hall during freshman years while at Texas State University.
- Has a golden retriever named Brinkley.
- The Goldschmidt family is from Germany...his great-grandmother, Ilse, an heiress to one of the largest printing companies in Germany, her husband, Paul, and their 5-year-old son, Ernie, fled the Nazis for Boston in 1938.
- Was born in Wilmington, Del. but moved to Texas before he was one year old.
- Grew up a fan of the Astros' Jeff Bagwell & Craig Biggio.
- As a high school senior, was seated in the center field upper deck at Minute Maid Park when Albert Pujols hit the famous home run off Astros closer Brad Lidge to launch the Cardinals to a dramatic comeback victory in Game 5 of the 2005 National League Championship Series.

Philanthropic Efforts

- He and his wife began volunteering at Phoenix Children's Hospital during the winter of 2011, and later received permanent visitors' credentials due to visiting so frequently.
- He and his wife started the Goldy's Fund 4 Kids (GF4K) charity in 2014. It's mission is to help Phoenix Children's Hospital patients and their families through hands-on volunteering, time together, and providing tangible products to help patients stay positive and get healthy their stay.
- Teamed with the Arizona Diamondbacks Foundation and raised money to benefit Phoenix Children's Hospital through his Goldy's Fund 4 Kids, launching a "Bleacher Creature" program (2014) and hosting "Goldy's Bowling Bash" (2016 and 2018).
- On April 4, 2017, the Arizona Diamondbacks Foundation dedicated Paul Goldschmidt Field, the 39th field in the "Diamonds Back" Youth Field Building Program. Located at Falcon Park in Goodyear, the field received a new scoreboard, fencing, windscreen, sports lighting system, irrigation system, sod, stabilizer and general field updates.
- In 2017, surprised a second grade class at Edison Elementary School in Phoenix for National Teacher Appreciation Day.
- In 2018, he and his wife were named honorary chairs for the Hope Lives Here capital campaign to raise funds for the building of the new Center for Cancer and Blood Disorders at Phoenix Children's Hospital.
- In 2018, chaired events for Chrysalis, a non-profit domestic violence shelter; and assisted Soldier's Best Friend, a local non-profit that pairs veterans with adopted animals and then certifies them as a service animal.
- In 2019, visited Scott Air Force Base for the Air Force Wounded Warrior program with manager Mike Shildt pitching coach Bryan Eversgerd, Matt Wieters, and Andrew Miller.

The Woodlands (Tex.) High School

- Graduated from The Woodlands (Tex.) High School in 2006. Did not start on the baseball team until his junior year.

ALL-TIME HIGHEST CAREER OPS vs. LEFT-HANDED PITCHING

Rank	OPS	Seasons
1. Frank Thomas	1.083	1990-2008
2. Manny Ramirez	1.060	1993-2011
3. Jeff Bagwell	1.023	1991-2005
4. Giancarlo Stanton	1.022	2010-20
5. Mark McGwire	1.018	1986-2001
6. Paul Goldschmidt	1.017	2011-20
10. Nolan Arenado	.996	2013-20

minimum 750 plate appearances (since 1974)

FIRST BASEMEN IN MLB HISTORY WITH CAREER 125+ HR AND 125+ SB

Player	HR	SB	Seasons
Jeff Bagwell	446	201	1991-2005
Andres Galarraga	387	127	1985-2004
Paul Goldschmidt	245	128	2011-20

Stats as a first baseman only (since 1974)

HIGHEST CAREER SB% BY A PRIMARY FIRST BASEMEN IN MLB HISTORY

All-Time Rank	SB-ATT	Pct.	Seasons
1. Paul Goldschmidt	128-161	79.5	2011-20
2. Gregg Jefferies	196-259	75.7	1987-2000
3. Darin Erstad	179-237	75.5	1996-2009
4. Albert Pujols	114-155	73.5	2001-19
5. Julio Franco	281-388	72.4	1982-2007

Minimum 120 SB attempts

MOST CAREER STOLEN BASES BY FIRST BASEMEN IN MLB HISTORY

MLB Rank	Stolen Bases	Seasons
1. Jeff Bagwell	201	1991-2005
2. Rod Carew	175	1975-85
3. Paul Goldschmidt	128	2011-20
4. Andres Galarraga	127	1985-2004

Stats as a first baseman only (since 1974)

MOST HITS BY A CARDINAL IN A DIVISION SERIES

Rank	H-AB	AVG	NLDS
Fernando Vina	9-15	.600	2002 vs. Dbacks
Paul Goldschmidt	9-21	.429	2019 vs. Braves
Marcell Ozuna	9-21	.429	2019 vs. Braves

ALL-TIME HIGHEST CAREER SLUGGING IN A DIVISION SERIES IN MLB HISTORY

MLB Rank	Slugging	Team(s)
1. Edgar Martinez	.781	Mariners
2. Alex Bregman	.773	Astros
3. Paul Goldschmidt	.750	Dbacks, Cardinals

Minimum 50 plate appearances

**MLB TOTALS SINCE 2013 (MIN. 2,500 PA)**

Rank	Team(s)	Int. Walks
1. Paul Goldschmidt	Dbacks, Cardinals	101
2. Mike Trout	Angels	100

Rank	Team(s)	Runs Scored
1. Mike Trout	Angels	795
2. Paul Goldschmidt	Dbacks, Cardinals	727

Rank	Team(s)	XBH
1. Mike Trout	Angels	534
2. Nolan Arenado	Rockies	524
3. Paul Goldschmidt	Dbacks, Cardinals	492
Freddie Freeman	Braves	492

Rank	Team(s)	Times On Base
1. Mike Trout	Angels	2,009
2. Paul Goldschmidt	Dbacks, Cardinals	1,930

Rank	Team(s)	Total Bases
1. Mike Trout	Angels	2,279
2. Nolan Arenado	Rockies	2,227
3. Paul Goldschmidt	Dbacks, Cardinals	2,161
Nelson Cruz	TEX, BAL, SEA, MIN	2,161

Rank	Team(s)	RBI
1. Nolan Arenado	Rockies	760
2. Edwin Encarnacion	TOR, CLE, SEA, NYY	759
3. Nelson Cruz	TEX, BAL, SEA, MIN	739
4. Paul Goldschmidt	Dbacks, Cardinals	720

Rank	Team(s)	Go-Ahead RBI
1. Paul Goldschmidt	Dbacks, Cardinals	195
2. Anthony Rizzo	Cubs	184
Nolan Arenado	Rockies	184

Rank	Team(s)	WAR
1. Mike Trout	Angels	63.6
2. Mookie Betts	Red Sox, Dodgers	45.4
3. Paul Goldschmidt	Dbacks, Cardinals	41.3

Rank	Team(s)	OBP
1. Mike Trout	Angels	.424
2. Joey Votto	Reds	.422
3. Paul Goldschmidt	Dbacks, Cardinals	.398

Rank	Team(s)	OPS
1. Mike Trout	Angels	1.015
2. Paul Goldschmidt	Dbacks, Cardinals	.926

Rank	Team(s)	BABIP
1. Christian Yelich	Marlins, Brewers	.354
2. Paul Goldschmidt	Dbacks, Cardinals	.351

Rank	Team(s)	Runs Created
1. Mike Trout	Angels	982
2. Paul Goldschmidt	Dbacks, Cardinals	860

Rank	Team(s)	Secondary Bases
1. Mike Trout	Angels	1,986
2. Paul Goldschmidt	Dbacks, Cardinals	1,718

Rank	Team(s)	Secondary AVG
1. Mike Trout	Angels	.515
2. Bryce Harper	Nationals, Phillies	.448
3. Giancarlo Stanton	Marlins, Yankees	.427
4. Paul Goldschmidt	Dbacks, Cardinals	.420

- Played third base as a senior in 2006 as the Highlanders (38-1 record) won the Class 5A Texas state baseball championship and were crowned National Champions by *Baseball America*, *USA Today*, and *Collegiate Baseball*.
- Originally selected by Los Angeles (NL) in the 49th round of the June, 2006 First-Year Player Draft, but did not sign to attend Texas State University.
- The Dodgers expected Goldschmidt to opt for college, but selected him anyway because he was highly recommended by then Dodgers scout Chris Smith, whose son was a high school teammate of Goldschmidt.
- Also was high school teammates of pitcher/shortstop Kyle Drabek, who was selected by Philadelphia in the first round (18th overall) that year.

Texas State University

- Played three seasons at Texas State University (2007-09), where left as the school's all-time leader in home runs (36) and RBI (178).
- His No. 37 was retired in Feb. 2015, becoming the first Texas State baseball player to have his jersey retired and just the fifth across all sports at the university.
- As a sophomore in 2008, faced off against fellow Houston-native Matt Carpenter (red-shirt junior) and Texas Christian University twice.
- As a junior in 2009, helped lead the Bobcats to the Southland Conference championship that included a record 41 wins.
- Won back-to-back SLC Hitter of the Year titles (2008-09).
- Named 2009 All-SC Player of the Year after breaking school records with 18 HR's and NCAA Division I-leading 87 RBI.
- Two-time SLC Scholar Athlete of the Year (2008-09) and tabbed Texas State's 2009 male Student Athlete of the Year after making the dean's list every semester he was enrolled.
- Boasted a 3.87 GPA in Finance through his junior year at Texas State, and was 10 hours short from securing his degree when signing with Arizona.
- Played for the Anchorage Bucs in 2008 Alaska Baseball League where he was an All-League Selection at DH.
- Selected by Arizona in the 8th round of the June, 2009 First-Year Player Draft.

University of Phoenix

- To honor both himself and to fulfill a promise to his family, graduated from the University of Phoenix with a bachelor's of science degree in Management in 2013, the season where he finished second in the National League Most Valuable Player voting.
- Completed coursework on team flights and at the hotel while on the road throughout his first two full MLB seasons.

Miscellaneous

- Traveled to Australia and New Zealand on a goodwill tour with Diamondbacks officials in November 2013, in advance of the 2014 Opening Series in Sydney.
- Cites Lyle Overbay as one of the most influential players in his career (Paul made his debut on 8/1/11 and Overbay signed on 8/13/11)...helped him on defense and positioning.



NOLAN GORMAN

68

HEIGHT	WEIGHT	BATS/THROWS	BIRTH DATE	ML SERVICE
6-1	215	L/R	5/10/2000	0.000

FULL NAME: Nolan Brian Gorman

BORN: Phoenix, Arizona

OPENING DAY AGE: 20 (Turns 21 on May 10)

BECAME CARDINAL: Selected in the first round (19th overall) of the June, 2018 First-Year Player Draft

CONTRACT STATUS: Signed through 2021

INFILDER (NON-ROSTER)



GORMAN, NOLAN

COMPLETE RECORD

Year	Team	AVG	G	AB	R	H	2B	3B	HR	RBI	SH	SF	HBP	BB	IBB	SO	SB	CS	GDP	SLG	OBP	E
2018	Peoria	.202	25	94	8	19	3	0	6	16	0	2	1	10	0	39	0	2	1	.426	.280	12
	Johnson City	.350	38	143	41	50	10	1	11	28	0	0	0	24	0	37	1	3	0	.664	.443	9
2019	Palm Beach	.256	58	215	24	55	16	3	5	21	0	0	2	13	0	73	0	1	3	.428	.304	12
	Peoria	.241	67	241	41	58	14	3	10	41	0	2	7	32	3	79	2	0	2	.448	.344	9
2020	DID NOT PLAY -- ALTERNATE TRAINING SITE ONLY																					
MINOR TOTALS		.263	188	693	114	182	43	7	32	106	0	4	10	79	3	228	3	6	6	.483	.345	42

CAREER NOTES

- Has been invited to Major League Spring Training for the second consecutive year, both seasons entering as the Cardinals 2nd-youngest player in camp behind catcher Ivan Herrera.
- In 2018, became the first player born in the year 2000 to be drafted by a Major League team.
- Enters the 2021 season ranked by *MLB.com* as the No. 3 prospect in the Cardinals organization and the No. 3 by *Baseball America*. *MLB.com* ranks him No. 38 overall and No. 54 by *Baseball America*.
- In 2020, was ranked by *Baseball America* as the No. 3 prospect in the Cardinals organization and No. 55 overall across Major League Baseball.
- Recognized as the Cardinals "Best Power Hitter" for the second straight season (2020-21) by *Baseball America's* "Best Tools" survey.
- Selected to the 2019 All-Star Futures Game in Cleveland. Entered the game defensively at third base for the National League team and was 0-for-1 in the game.
- Named a 2019 Midwest League Mid-Season All-Star and was the starting third baseman for the West Squad. Batted 3rd and was 0-for-1 with a walk and a run scored.
- Named Midwest League Hitter of the Week (4/4-4/14/19), batting .394 (15-38) with 4 HR and 13 RBI over 10 games.
- Rated as the "Best Defensive Third Baseman" in the 2019 Midwest League in *Baseball America's* "Best Tools" survey.
- 2018 Appalachian League Post-Season All-Star.
- Has recorded five multi-home run games over his two year career (188 minor league games).
- Posted minor league career highs in RBI (5) vs. Clearwater (8/9/19).
- Reached base safely in a career-high 33 straight games (6/23-8/6/18) at Johnson City in 2018 with a .467 on-base percentage over the stretch.
- Batted .100 (3-30) in eight 2018 Midwest League postseason games with a double, two runs and three RBI.
- Following the 2018 season, ranked as the Appalachian League's No. 2 overall prospect by *Baseball America*.
- Of his 182 career hits, 82 have gone for extra bases (45.1%) including 32 home runs.
- Has homered once every 21.7 at-bats in his career.
- Played a career-high 125 games between Peoria (A) and Palm Beach (A) batting .248 with 15 HR, 62 RBI and 30 doubles in 2019.



CAREER NOTES CONTINUED...

- Was a childhood teammate and friend of current Cardinals minor league pitcher Matthew Liberatore.
- Helped lead O'Connor High School to the Arizona High School Class 6A State Championship over Mountain Ridge (7-1), playing against Matthew Liberatore.
- Both Gorman and Liberatore played on the same Gold Medal-winning World Cup team in 2017 in Canada.

2020

- Did not play due to the COVID-19 protocols eliminating the 2020 season.
- Trained at the Alternate Training Site in Springfield, Mo., but did not travel as a member of the Taxi Squad.

BACKGROUND/PERSONAL

- Graduated from Sandra Day O'Connor High School in Glendale, Ariz.
- Signed his letter of intent to the University of Arizona.
- Batted .421 with 10 HR, 46 walks and a .640 on-base percentage in 32 games.
- Won the 2017 High School Home Run Derby at Marlins Park during All-Star Week in Miami.
- A few weeks later, won the 2017 Under Armour High School All-America Game B45 Home Run Derby at Wrigley Field.
- Played for USA Baseball in the Summer of 2017 helping lead the team to a World Cup Championship and Gold Medal.
- Batted .419 (116-277) with 32 HR, 118 RBI and 115 runs scored in his high school career.
- Named First Team Arizona High School All-State from 2016-18.
- Resides in Pompano Beach, Florida.

AWARDS & HONORS

Sirius/XM All-Star Futures Game Selection
2019: National League

MiLB.com Organization All-Star
2019: St. Louis

Midwest League Mid-Season All-Star
2019: Peoria (A)

Midwest League Player of the Week
2019: Peoria (A) - April 4-14

Baseball America Rookie All-Star
2018: Johnson City (R)

Appalachian League Postseason All-Star
2018: Johnson City (R)

Appalachian League Player of the Week
2018: Johnson City (R) - July 30 - Aug. 5

Baseball America High School All-America Team - Corner Infield
2018: Sandra Day O'Connor High School

U-18 Baseball World Cup Championship
2017: United States of America



GORMAN, NOELAN



TYLER HEINEMAN

66

HEIGHT	WEIGHT	BATS/THROWS	BIRTH DATE	ML SERVICE
5-10	208	S/R	6/19/1991	0.121

FULL NAME: Tyler Andrew Heineman

BORN: Pacific Palisades, California

OPENING DAY AGE: 29 (Turns 30 on June 19)

BECAME CARDINAL: Signed as a minor league free agent, November 10, 2020

CONTRACT STATUS: Signed through 2021

MLB DEBUT: September 4, 2019 vs. Pittsburgh

CATCHER (NON-ROSTER)



HEINEMAN, TYLER

COMPLETE RECORD

Year Team	AVG	G	AB	R	H	2B	3B	HR	RBI	SH	SF	HBP	BB	IBB	SO	SB	CS	GDP	SLG	OBP	E
2012 Tri-City	*.358	55	193	33	69	14	0	0	26	3	2	9	26	1	12	6	2	3	.430	.452	1
2013 Lancaster	.286	104	370	67	106	23	4	13	71	4	7	15	32	0	47	2	3	8	.476	.361	8
2014 Corpus Christi	.242	78	265	34	64	15	3	1	25	2	2	13	24	0	37	3	3	10	.332	.332	4
2015 Fresno	.271	56	192	27	52	10	0	3	25	4	1	1	11	0	15	2	0	7	.370	.312	1
Corpus Christi	.318	22	85	12	27	7	0	0	5	1	0	1	8	0	6	0	0	4	.400	.383	2
2016 Fresno	.259	73	239	27	62	9	2	3	14	1	0	5	26	0	44	1	2	2	.351	.344	5
2017 Colorado Spgs.	.281	65	199	24	56	19	0	2	20	6	3	0	20	0	34	2	0	4	.407	.342	1
2018 Colorado Spgs.	.211	6	19	1	4	0	0	0	1	0	0	0	4	0	4	1	0	0	.211	.348	1
Biloxi	.254	72	224	29	57	11	0	4	23	4	5	4	36	4	32	3	1	4	.357	.361	6
2019 Miami	.273	5	11	1	3	1	0	1	2	1	0	0	0	0	4	0	0	0	.636	.273	2
Reno	.325	25	80	16	26	5	1	3	13	0	0	2	9	0	14	0	0	2	.525	.407	2
New Orleans	.341	48	164	26	56	12	2	10	25	3	0	3	12	0	21	4	0	2	.622	.397	0
2020 San Francisco	.190	15	42	3	8	1	0	0	1	2	0	2	4	0	6	1	0	0	.214	.292	3
MAJOR TOTALS	.208	20	53	4	11	2	0	1	3	3	0	2	4	0	10	1	0	0	.302	.288	5
MINOR TOTALS	.285	604	2030	296	579	125	12	39	248	28	20	53	208	5	266	24	11	46	.416	.363	31

*Led League

COMPLETE PITCHING RECORD

Year Team	W-L	ERA	G	GS	CG	GF	SHO	SV	IP	H	R	ER	HR	HBP	BB	IBB	SO	WP	BK	BA
2020 San Francisco	0-0	0.00	1	0	0	1	0	0	1.0	1	0	0	0	0	0	0	0	0	0	.333
MAJOR TOTALS	0-0	0.00	1	0	0	1	0	0	1.0	1	0	0	0	0	0	0	0	0	0	.333

Note: Major League Uniform Numbers Worn: 51 (2019), 81 (2020), 43 (2020)

REGULAR SEASON FIELDING RECORD

Position	PCT	G	PO	A	E	TC	DP	PB	CS	ATT	PCT	P-OFF
Catcher	.980	17	136	10	3	149	0	0	6	15	.400	0
Pitcher	.000	1	0	0	0	0	0					



CAREER TRANSACTIONS

- Selected by the Houston Astros in the 8th round (249th overall) of the June, 2012 First-Year Player Draft.
- Acquired by Milwaukee Brewers from the Houston Astros for a player to be named later, April 4, 2017.
- Signed by Arizona Diamondbacks as a minor league free agent, November 12, 2018.
- Acquired by Miami Marlins from the Arizona Diamondbacks in exchange for cash considerations, June 4, 2019.
- Signed by San Francisco Giants as a minor league free agent, January 6, 2020.
- Signed by St. Louis Cardinals as a minor league free agent, November 10, 2020.

2020 SEASON HIGHS

Most Hits: 2, 7/23 at Los Angeles Dodgers
Most Runs: 1, three times. Last: 8/1 vs. Texas
Most 2Bs: 1, 8/1 vs. Texas
Most RBI: 1, 7/28 vs. San Diego
Most BBs: 1, four times. Last: 8/12 at Houston
Longest Hitting Streak: 4 games, 7/23-28

CAREER HIGHS

Most Hits: 2, 7/23/20 at Los Angeles Dodgers
Most Runs: 1, four times. Last: 8/1/20 vs. Texas
Most 2Bs: 1, twice. Last: 8/1/20 vs. Texas
Most HRs: 1, 9/26/19 at New York Mets
Most RBI: 2, 9/26/19 at New York Mets
Most BBs: 1, four times. Last: 8/12/20 at Houston
Longest Hitting Streak: 7 games, 9/25/19-7/28/20

CAREER NOTES

- Joins the Cardinals as his fifth professional organization previously playing with the Giants, Marlins, Diamondbacks and Astros.
- Made his Major League debut with the Marlins in 2019 and was a teammate of current Cardinals outfielder Austin Dean at the time.
- Recorded his first career hit at NYM (9/25/19) with a double off eventual National League Cy Young Award winner Jacob DeGrom, and tacked on his first career home run the following day at NYM (9/26/19) off Zack Wheeler.
- Was the San Francisco Giants Opening Day catcher in 2020 at Los Angeles (NL), as Buster Posey opted out of the season, the first Giants Opening Day catcher other than Posey since Bengie Molina in 2010.
- Was the first Giants rookie starting catcher with a multi-hit game on Opening Day in franchise history when he pulled off the feat in 2020 going 2-for-3 at Los Angeles (NL).
- Made his first Major League pitching appearance during the 2020 season against the Oakland Athletics.
- Has a brother, Scott, who plays for the Cincinnati Reds. The two brothers played against each other for the first time 8/1/2020 at SF vs. Texas.
- Has thrown out 40.0% (6 CS/15 SB ATT) of attempted base stealers while in the Major Leagues.
- Threw out 38.3% (189 CS/493 SB ATT) of attempted base stealers in his minor league career.
- Played in 604 career minor league games before making his Major League debut on Sept. 4, 2019.
- Played in 65 games for Colorado Springs (AAA) in 2017 in his first season with the Milwaukee Brewers organization. Was a teammate of current Cardinals relief pitcher Tyler Webb.
- Has a batting average of .273 right-handed with 5 HR and .279 left-handed with 34 HR over his minor league career.
- 2012 New York-Penn League All-Star.
- 2012 New York-Penn League batting champion.
- Posted three multi-home run games during the 2013 season in Lancaster (6/26 at Bakersfield, 7/9 at High Desert & 8/1 vs. Lake Elsinore) including a career-high 7 RBI vs. Lake Elsinore (8/1) with a three-run home run in the 7th inning and a grand slam an inning later, during a 26-5 rout.
- Played in four minor league postseasons helping Fresno (AAA) to the Pacific Coast League championship in 2015. Also played in the postseason with Biloxi in the Southern League (2018), Colorado Springs (2017) in the Pacific Coast League and Tri-City (2012) in the New York-Penn League.
- Spent two seasons in the Dominican Winter League (Licey in 2015-16 and Escogido in 2017-18).

2020

- Was the Giants starting catcher on Opening Day at LAD (7/23), the first catcher other than Buster Posey since Bengie Molina in 2010.
- Was 2-for-3 at LAD (7/23) on Opening Day becoming the first Giants starting catcher with a multi-hit game on Opening Day in franchise history.
- Charged with three catchers interference calls, the second most by a Giants catcher in the Expansion Era (since 1961), trailing only Tom Haller with four in 1965.
- Threw out 38.4% (5 CS/13 SB ATT) of attempted base stealers.
- Made his Major League pitching debut in the 9th inning vs. OAK (8/16) tossing a scoreless inning as Mauricio Dubón doubled off Chad Pinder at second base on a line drive off the bat of Vimal Machín. He caught the first 8.0 innings, then pitched the 9th, according to Elias Sports Bureau, since 1900, the only other Giants player to catch and pitch in the same game was Frank Bowerman on September 23, 1904. Bowerman was the starting catcher for the New York Giants, caught for 8.0 innings, then pitched the 9th, giving up four runs. Was the first Giants position player to pitch since Pablo Sandoval at CIN (5/6/19).



2020 CONTINUED...

- Hit safely in his first four games, becoming the first Giants catcher to hit safely in his first four games since Buster Posey did in his first six games of the 2011 season. Teammate and rookie catcher Joey Bart would hit safely in his first four games later in the 2020 season.
- Played against his brother Scott, an outfielder with the Texas Rangers, 8/1 at SF. Both brothers recorded a hit and scored a run in the game.
- Optioned to the Alternate Training Site on August 20 as the Giants promoted top catching prospect Joey Bart.
- Recalled from the Alternate Training Site on September 22 to replace Chadwick Tromp (right shoulder strain), appearing in three games and had two at-bats.

BACKGROUND/PERSONAL

- Was college teammates of current Major League pitchers Trevor Bauer and Gerrit Cole on the 2010 UCLA Bruins College World Series qualifying team.
- Played three seasons at UCLA (2010-12) advancing to the College World Series twice (2010 & 2012).
- Left UCLA tied as the single-season record holder for hit by pitch (18) in 2012.
- His brother, Scott, is currently an outfielder with the Cincinnati Reds.
- Performs magic tricks with cards, began this hobby while playing winter ball in the Dominican Republic. Found he had a skill for it and developed his craft while watching DVD and took private lessons from a man he met after he happened to wander into a magic shop
- Resides in Pacific Palisades, California.

AWARDS & HONORS

Pacific Coast League Champions

2015: Fresno Grizzlies (AAA)

MiLB Organizational All-Star

2019: Miami Marlins

2012: Houston Astros

New York-Penn League Batting Champion

2012: Tri-City (A)

New York-Penn League Mid-Season All-Star

2012: Tri-City (A)

CAREER MILESTONES

Major League Debut

September 4, 2019 vs. Pittsburgh

First Career Major League Hit

September 25, 2019 at New York Mets
(3rd inning, PH-double, off Jacob deGrom)

First Career Major League Home Run

September 26, 2019 at New York Mets
(8th inning, 2-run, off Zack Wheeler)

Major League Pitching Debut

August 16, 2020 vs. Oakland





RYAN HELSLEY

56

HEIGHT	WEIGHT	BATS/THROWS	BIRTH DATE	ML SERVICE
6-2	230	R/R	7/18/1994	1.105

FULL NAME: Ryan Dalton Helsley

BORN: Talequah, Oklahoma

OPENING DAY AGE: 26 (Turns 27 on July 18)

BECAME CARDINAL: Selected in the fifth round (161st overall) in the June, 2015 First-Year Player Draft

CONTRACT STATUS: Signed through 2021

PITCHER



COMPLETE RECORD

Year	Team	W-L	ERA	G	GS	CG	GF	SHO	SV	IP	H	R	ER	HR	HBP	BB	IBB	SO	WP	BK	BA
2015	Johnson City	1-1	2.01	11	9	0	0	0	0	40.1	33	13	9	1	0	19	0	35	3	0	.221
2016	Peoria	10-2	1.61	17	17	0	0	0	0	95.0	77	22	17	3	1	19	0	109	7	1	.216
2017	Palm Beach	8-2	2.69	17	16	1	0	+1	0	93.2	72	30	28	3	1	30	0	91	6	0	.213
	Springfield	3-1	2.67	6	6	0	0	0	0	33.2	25	12	10	4	1	15	0	41	3	0	.200
	Memphis	0-0	3.60	1	1	0	0	0	0	5.0	7	2	2	0	0	3	0	5	0	0	.350
2018	Memphis	2-1	3.71	5	5	0	0	0	0	26.2	18	14	11	2	0	9	0	34	1	0	.188
	Springfield	3-2	4.39	7	7	1	0	0	0	41.0	30	22	20	5	2	20	0	44	10	0	.203
	GCL Cardinals	0-0	0.00	1	1	0	0	0	0	2.2	1	0	0	0	0	3	0	4	0	0	.111
2019	ST. LOUIS	2-0	2.95	24	0	0	4	0	0	36.2	34	13	12	5	0	12	2	32	2	1	.245
	Memphis	2-3	4.58	17	7	0	0	0	1	37.1	29	20	19	3	0	20	0	41	3	0	.218
2020	ST. LOUIS	1-1	5.25	12	0	0	4	0	1	12.0	8	8	7	3	1	8	1	10	0	0	.186
MINOR TOTALS		29-12	2.78	82	69	2	0	1	1	375.1	292	135	116	21	5	138	0	404	33	1	.213
MAJORS TOTALS		3-1	3.51	36	0	0	8	0	1	48.2	42	21	19	8	1	20	3	42	2	1	.231

+ Tied for League Lead

Note: Major League Uniform Numbers Worn: 56 (2019-present)

WILD CARD RECORD

Year	Team	W-L	ERA	G	GS	CG	GF	SHO	SV	IP	H	R	ER	HR	HBP	BB	IBB	SO	WP	BK	BA
2020	STL vs. SD	0-0	5.40	2	0	0	0	0	0	1.2	1	1	1	0	0	0	0	2	0	0	.167

DIVISION SERIES RECORD

Year	Team	W-L	ERA	G	GS	CG	GF	SHO	SV	IP	H	R	ER	HR	HBP	BB	IBB	SO	WP	BK	BA
2019	STL vs. ATL	0-0	0.00	2	0	0	0	0	0	1.1	1	0	0	0	0	0	0	3	0	0	.200

LEAGUE CHAMPIONSHIP SERIES RECORD

Year	Team	W-L	ERA	G	GS	CG	GF	SHO	SV	IP	H	R	ER	HR	HBP	BB	IBB	SO	WP	BK	BA
2019	STL vs. WSH	0-0	0.00	3	0	0	1	0	0	4.0	0	0	0	0	0	1	0	5	0	0	.000



REGULAR SEASON FIELDING RECORD

Position	PCT	G	PO	A	E	TC	DP
Pitcher	1.000	36	0	3	0	3	0

REGULAR SEASON BATTING RECORD

Year Team	AVG	G	AB	R	H	2B	3B	HR	RBI	SH	SF	HBP	BB	IBB	SO	SB	CS	GDP	SLG	OBP	E
2020 ST. LOUIS	.000	12	0	0	0	0	0	0	0	0	0	0	0	0	0	0	0	0	.000	.000	0
MAJOR TOTALS	.333	36	3	0	1	0	0	0	0	0	0	0	0	0	2	0	0	0	.333	.333	0

CAREER TRANSACTIONS

- Selected by the St. Louis Cardinals in the fifth round (161st overall) of the June, 2015 First-Year Player Draft.
- On St. Louis disabled list (right shoulder impingement), June 13 - July 2, 2019, included injury rehabilitation assignments to Memphis (AAA).
- On St. Louis injured list, August 15 - 31, 2020.

2020 SEASON HIGHS

Most IP: 1.2, 7/29 at Minnesota
Most Strikeouts: 2, three times. Last: 9/25 [1] vs. Milwaukee
Most Walks: 2, 9/18 [1] at Pittsburgh
Most Runs Allowed: 2, three times. Last: 9/14 [1] at Milwaukee
Most Earned Runs Allowed: 2, twice. Last: 9/10 [2] vs. Detroit
Most Hits Allowed: 2, three times. Last: 9/10 [2] vs. Detroit
Most HRs Allowed: 1, three times. Last: 9/10 [2] vs. Detroit
Longest Winning Streak: 1 game, 9/5
Longest Losing Streak: 1, game, 9/14-present
Longest Scoreless Streak: 4.2 IP, 9/18-present

CAREER HIGHS

Most IP: 3.0, 8/5/19 at Los Angeles Dodgers
Most Strikeouts: 4, twice. Last: 8/25/19 vs. Colorado
Most Walks: 4, 8/5/19 at Los Angeles Dodgers
Most Runs Allowed: 3, 9/27/19 vs. Chicago Cubs
Most Earned Runs Allowed: 3, 9/27/19 vs. Chicago Cubs
Most Hits Allowed: 4, twice. Last: 9/27/19 vs. Chicago Cubs
Most HRs Allowed: 1, eight times. Last: 9/10/20 [2] vs. Detroit
Longest Winning Streak: 3 games, 8/25/19-9/5/20
Longest Losing Streak: 1 game, 9/14-present
Longest Scoreless Streak: 8.1 IP, twice. Last: 8/25-9/15/19

CAREER NOTES

- Posted the lowest baserunners/9 IP (3.38) in the 2019 postseason, marking the lowest in a single postseason by a rookie pitcher (min. 5 app & 5.0 IP). Threw five scoreless appearances to begin his postseason career.
- Moved to a bullpen role for the 2019 season after starting 62 of his first 65 minor league games from 2015-18.
- Of his 36 career appearances, 17 (47.2%) have been four outs or more. Has not allowed more than one run in any of the 17 four-out appearances.
- Entered the 2020 season ranked as the No. 5 prospect in the Cardinals organization by *Baseball America*, a year removed from being ranked No. 4 prospect. Rated as having the "Best Fastball" in the organization by their "Best Tools" survey following the 2018-19 seasons.
- Threw 18 pitches of 100+ mph (9th most in MLB) in 2019, topping out at 101.5 twice (9/20 & 4/16 in MLB debut). He and Jordan Hicks (206 pitches) were the only Cardinals to reach at least 100 mph, with 27.0% of his pitches at a velocity of 98 MPH or higher (156-of-577).
- Posted the lowest baserunners/9 IP (3.38) in the 2019 postseason, marking the lowest in a single postseason by a rookie pitcher (min. 5 app & 5.0 IP).

ROOKIE SINGLE-SEASON
POSTSEASON BASERUNNERS/9 IP

MLB Rank	Baserunners/9 IP	Season
1. Ryan Helsley	3.38	2019 Cardinals
2. Trevor Rosenthal	4.15	2012 Cardinals
3. Roberto Osuna	4.32	2015 Blue Jays
4. Joe Biagini	4.91	2016 Blue Jays
5. Trevor Rosenthal	5.40	2013 Cardinals

ROOKIE SINGLE-SEASON
POSTSEASON LOWEST WHIP

MLB Rank	WHIP	Season
1. Ryan Helsley	0.38	2019 Cardinals
2. Trevor Rosenthal	0.46	2012 Cardinals
3. Roberto Osuna	0.48	2015 Blue Jays
4. Joe Biagini	0.55	2016 Blue Jays
5. Corbin Burnes	0.56	2018 Brewers
6. Trevor Rosenthal	0.60	2013 Cardinals
7. Will McEnaney	0.75	1975 Reds
8. Jensen Lewis	0.78	2007 Indians

* Minimum 5.0 IP & 5 appearances

**CAREER NOTES CONTINUED...**

- Served time on the 10-day IL (6/13-26/19) with a right shoulder impingement after pitching one out at MIA (6/12).
- 2017 Florida State League Most Valuable Pitcher.
- 2016 Midwest League All-Star.
- Led all Cardinals Minor League pitchers in 2018 with a .194 opponent batting average.
- Recorded five double-digit strikeout games over his four-year pro career with a single-game high of 13 in 2016.
- Compiled a .707 career winning percentage (29-12) in the minor leagues striking out an average of 9.7 batters per nine innings pitched.

2020

- Missed 21 games while sitting out on the Injured List.
- Finished the season with five straight scoreless appearances (9/18-present) covering 4.2 IP.
- Recorded his first MLB save at PIT (9/18[1]) getting the final out with bases loaded and a one-run lead.
- Earned his lone win of the season at CHI (9/5) in Game 2 of the doubleheader tossing 1.1 innings.
- Had two Holds, both against Pittsburgh.

2020 POSTSEASON: Made two relief appearances during the Wild Card Series at San Diego. Threw 1.1 innings in Game 1, allowing a hit and a run with a strikeout. Struck out Wil Myers, his only batter faced in the 5th inning, to strand two runners on base in Game 2. Stranded all three of his inherited runners during the postseason.

BACKGROUND/PERSONAL

- Played college baseball at Northeastern State (Okla.) University.
- Struck out 95 batters over 63.2 innings including four double-digit strikeout games in just 12 starts his sophomore year.
- Named Mid-American Intercollegiate Athletic Association Freshman of the Year in 2014.
- Graduated from Sequoyah (OK) High School where he was an All-State performer in both baseball and basketball.
- Is a member of the Cherokee tribe.
- Resides in Cookson, Oklahoma.

AWARDS & HONORS

Pacific Coast League Championship
2017: Memphis (AAA)

Florida State League Most Valuable Pitcher
2017: Palm Beach (A)

Florida State League Postseason All-Star
2017: Palm Beach (A)

Midwest League Mid-Season All-Star
2016: Peoria (A)

Midwest League Pitcher of the Week
2016: Peoria (A) - April 18-24
2016: Peoria (A) Aug. 29-Sept. 4

Baseball America Low Class-A All-Star
2016: Peoria (A)

Baseball America Rookie All-Star
2015: Johnson City (R)

CAREER MILESTONES

Major League Debut
April 16, 2019 at Milwaukee

First Major League Win
August 25, 2019 vs. Colorado

First Major League Save
September 15, 2019 vs. Milwaukee

First Major League Strikeout
April 16, 2019 at Milwaukee
(5th inning, Ryan Braun, swinging)



IVÁN HERRERA

(ee-VAHN)

47

HEIGHT	WEIGHT	BATS/THROWS	BIRTH DATE	ML SERVICE
5-11	225	R/R	6/1/2000	0.000

FULL NAME: Iván Aaron Herrera

BORN: Panama City, Panama

OPENING DAY AGE: 20 (Turns 21 on June 1)

BECAME CARDINAL: Signed as an international free agent, July 7, 2016

CONTRACT STATUS: Signed through 2021

CATCHER



HERRERA, IVÁN

COMPLETE RECORD

Year	Team	AVG	G	AB	R	H	2B	3B	HR	RBI	SH	SF	HBP	BB	IBB	SO	SB	CS	GDP	SLG	OBP	E
2017	DSL Cardinals	.335	49	170	21	57	15	0	1	27	1	2	10	18	0	36	2	2	3	.441	.425	5
2018	Springfield	.000	2	4	0	0	0	0	0	0	0	0	1	0	0	2	0	0	0	.000	.200	0
	GCL Cardinals	.348	28	112	23	39	6	4	1	25	0	2	5	11	0	20	1	1	2	.500	.423	1
2019	Palm Beach	.276	18	58	7	16	0	0	1	5	0	1	1	5	0	16	0	0	1	.328	.338	1
	Peoria	.286	69	248	41	71	10	0	8	42	0	3	5	35	1	56	1	1	11	.423	.381	10
2020	DID NOT PLAY -- ALTERNATE TRAINING SITE ONLY																					
MINOR TOTALS		.309	166	592	92	183	31	4	11	99	1	8	22	69	1	130	4	4	17	.431	.397	17

CAREER NOTES

- Enters the 2021 season as the No. 4 prospect in the Cardinals organization by *MLB.com* and *Baseball America*.
- Panama native was named as the Cardinals Top International Prospect by *MLB.com*.
- Practiced with the St. Louis Cardinals at the Alternate Training Site during the 2020 season.
- 2019 Arizona Fall League All-Star.
- Was the youngest player (6/1/2000) in the 2019 Arizona Fall League by 15 days, joining Nationals' infielder Luis Garcia (5/16/2000) as the only two players born in the year 2000.
- Played in 10 games as a 19-year old for Glendale in the 2019 Arizona Fall League batting .324 (11-34) with two doubles, six RBI and a .439 on-base percentage, drawing a positive walk (5) to strikeout (4) ratio in 41 plate appearances.
- Was selected to the prestigious Fall Stars Game in the 2019 Arizona Fall League. Entered the game defensively in the 6th inning and caught three innings going 0-for-1 at the plate.
- Has posted a .309 batting average and .397 on-base percentage over 166 career minor league games through three seasons in the Cardinals organization (2017-19).
- Has compiled a career batting average of .362 (63-174) with runners in scoring position since 2017, leading the Cardinals organization and ranking 5th in Minor League Baseball (*minimum 174 at-bats*).
- 2019 *Baseball America* Low Class-A All-Star.
- 2017 *Baseball America* Dominican Summer League All-Star at catcher.
- Has thrown out 34.5% (74 CS/214 SB ATT) of attempted basestealers over three professional seasons.
- Homered in his first 2019 Midwest League plate appearance at Cedar Rapids (4/4) off Blayne Enlow, as part of a 3-for-4 game with a walk.
- Posted a career-high five-hit game vs. Great Lakes (7/14/19) going 5-for-5 with a double and two RBI with Peoria (A).
- Recorded 12 RBI in his first five games of the 2018 season with the GCL Cardinals, all multiple RBI games with a season-high 4 RBI vs. GCL Astros (7/24).
- Played in the 2018 Gulf Coast League playoffs and was 2-for-11 with two runs scored and an RBI. Caught the first 15.2 innings of the Cardinals playoff pitching staff with no earned runs allowed.



2020

- Practiced at the Alternate Training Site during the COVID-19 protocols, but was not listed on the Taxi Squad or Cardinals travel party.
- Listed as the No. 4 prospect in the Cardinals organization by Baseball America and MLB.com.
- Played in 16 games for Los Mochis in the Mexican Winter League batting .184 (9-49) with a double and nine RBI while posting a .310 on-base percentage.
- Added to the Cardinals 40-man roster in November.

BACKGROUND/PERSONAL

- Took English classes while in school in Panama.
- His mother is a former teacher.
- Chose No. 4 to wear in the Arizona Fall League after growing up a fan of Cardinals catcher Yadier Molina.
- Resides in Panama City, Panama.

AWARDS & HONORS

Baseball America Low Class-A All-Star - Catcher
2019: Peoria (A)

Arizona Fall League Rising Star
2019: Glendale

MiLB.com Organization All-Star
2019: Peoria (A)

Gulf Coast League Runner-Up
2018: Gulf Coast League Cardinals (R)

Baseball America Dominican Summer League All-Star
2017: DSL Cardinals (R)



Catchers Ivan Herrera (left) and Yadier Molina (right) during 2021 Spring Training in Jupiter, Fla., February 19, 2021.

HERRERA, IVAN



JORDAN HICKS

12

HEIGHT	WEIGHT	BATS/THROWS	BIRTH DATE	ML SERVICE
6-2	215	R/R	9/6/1996	3.000

FULL NAME: Jordan McKinley Hicks

BORN: Houston, Texas

OPENING DAY AGE: 24 (Turns 25 on September 6)

BECAME CARDINAL: Selected in the Supplemental third round (105th overall) of the June, 2015 First-Year Player Draft

CONTRACT STATUS: Signed through 2021

MLB DEBUT: March 29, 2018 at New York Mets

PITCHER



HICKS, JORDAN

COMPLETE RECORD

Year	Team	W-L	ERA	G	GS	CG	GF	SHO	SV	IP	H	R	ER	HR	HBP	BB	IBB	SO	WP	BK	BA
2016	Johnson City	2-1	4.20	6	6	0	0	0	0	30.0	33	20	14	1	5	13	0	20	3	0	.292
	State College	4-1	1.76	6	6	0	0	0	0	30.2	25	8	6	0	2	16	0	22	4	0	.217
2017	Peoria	8-2	3.35	14	14	0	0	0	0	78.0	75	36	29	3	13	39	0	63	1	2	.260
	Palm Beach	0-1	1.00	8	5	0	3	0	1	27.0	21	3	3	0	2	6	0	32	1	0	.214
2018	ST. LOUIS	3-4	3.59	73	0	0	20	0	6	77.2	59	33	31	2	8	45	2	70	9	0	.208
2019	ST. LOUIS	2-2	3.14	29	0	0	21	0	14	28.2	16	10	10	2	1	11	0	31	2	0	.163
2020	ST. LOUIS	DID NOT PITCH -- OPTED OUT																			
MINOR TOTALS		14-5	2.82	34	31	0	3	0	1	165.2	154	67	52	4	22	74	0	137	9	2	.250
MAJOR TOTALS		5-6	3.47	102	0	0	41	0	20	106.1	75	43	41	4	9	56	2	101	11	0	.196

Note: Major League Uniform Numbers Worn: 49 (2018-2019), 12 (2020).

REGULAR SEASON FIELDING RECORD

Position	PCT	G	PO	A	E	TC	DP
Pitcher	1.000	102	7	16	0	23	0

REGULAR SEASON BATTING RECORD

Year	Team	AVG	G	AB	R	H	2B	3B	HR	RBI	SH	SF	HBP	BB	IBB	SO	SB	CS	GDP	SLG	OBP	E
2019	ST. LOUIS	.000	29	0	0	0	0	0	0	0	0	0	0	0	0	0	0	0	0	.000	.000	0
MAJOR TOTALS		.000	102	1	0	0	0	0	0	0	0	0	0	0	0	1	0	0	0	.000	.000	0

CAREER TRANSACTIONS

- Selected by the St. Louis Cardinals in the Supplemental third round (105th overall) of the June, 2015 First-Year Player Draft.
- On St. Louis injured list (torn right Ulnar Collateral Ligament), June 23, 2019 - end of season.
- Opted out of 2020 season due to COVID-19 protocols.

**CAREER NOTES**

- Type 1 diabetic opted out of the 2020 season in accordance with Major League Baseball COVID-19 protocols. Received a full season of service time.
- Made Cardinals 2018 Opening Day roster out of Spring Training as a 21-year old, previously not pitching higher than Class-A (Palm Beach).
- Was shut down in his 102nd career Major League appearance after suffering an injury requiring Ulnar Collateral Ligament surgery in his right elbow in 2019.
- Switched uniform number from 49 to 12 following the 2019 season.
- Has thrown 1,828 pitches in his Major League career, with 865 clocked at over 100 MPH (47.3%).
- Averaged 101.1 MPH on his sinker in 2019, the fastest average pitch in Major League Baseball.
- Owned the highest average velocity in MLB in 2018 with his four-seam fastball (100.5 MPH) & two-seam fastball (100.2 MPH), and 2nd-fastest sinker (100.4 MPH), according to Statcast rankings.
- Threw the three fastest pitches in MLB in 2018 (105.1 MPH sinker & 105.0 MPH sinker vs. PHI 5/20 facing Odúbel Herrera; 104.4 MPH sinker at Arizona 7/4 facing A.J. Pollock) and 7-of-the-10 fastest pitches (all 104.1+ MPH).
- Threw the fastest pitch of the 2019 season against Victor Caratini vs. Chicago Cubs (5/31), a 104.3 MPH sinker, and the top 21 fastest pitches of the season overall.
- Has made nine appearances of 2.0 innings or more in his career with all nine scoreless.
- 2017 Midwest League Mid-Season All-Star.
- Has allowed just eight home runs to 1,166 total batters faced over his professional career.

2020

- Type 1 diabetic opted out of the 2020 season in accordance with Major League Baseball COVID-19 protocols. Received a full season of service time.

BACKGROUND/PERSONAL

- Graduated from Cypress Creek (Texas) High School.
- Signed his letter of intent to play college baseball at Tulane University.
- Recipient of the Joe Ostermeier/Jack Herman Rookie of the Year award for 2018 at the St. Louis BBWAA Awards Dinner along with Jack Flaherty, Harrison Bader, Yairo Muñoz and manager Mike Shildt.
- Resides in Houston, Texas.

AWARDS & HONORS

**Baseball America
Best Fastball - National League**
2018: St. Louis

Cardinals Minor League Pitcher of the Month
July 2017: Peoria (A) & Palm Beach (High-A)

Florida State League co-Championship
2017: Palm Beach (High-A)

Arizona Fall League Rising Star
2017: Surprise

Midwest League Mid-Season All-Star
2017: Peoria (A)

CAREER MILESTONES

Major League Debut
March 29, 2018 at New York Mets

First Major League Win
April 21, 2018 vs. Cincinnati

First Major League Save
June 9, 2018 at Cincinnati

First Major League Strikeout
March 29, 2018 at New York Mets
(7th inning, Jay Bruce, swinging)

CAREER HIGHS

Most IP: 2.1, 4/21/18 vs. Cincinnati

Most Strikeouts: 4, twice. Last: 6/12/18 vs. San Diego

Most Walks: 2, 13 times. Last: 5/31/19 vs. Chicago Cubs

Most Runs Allowed: 4, 7/14/18 vs. Cincinnati

Most Hits Allowed: 4, 7/14/18 vs. Cincinnati

Most HRs Allowed: 1, four times. Last: 6/22/19 vs. L.A. Angels

Longest Winning Streak: 2 games, 5/16-6/19/18

Longest Losing Streak: 4 games, 7/14/18-3/31/19

Longest Save Streak: 14 saves, 4/7/19-present

Longest Scoreless Streak: 8.0 IP, 5/19-29/18



DAKOTA HUDSON

43

HEIGHT	WEIGHT	BATS/THROWS	BIRTH DATE	ML SERVICE
6-5	215	R/R	9/15/1994	2.066

FULL NAME: Dakota Ryan Hudson

BORN: Dunlap, Tennessee

OPENING DAY AGE: 26 (Turns 27 on September 15)

BECAME CARDINAL: Selected in the Supplemental first round (34th overall) of the June, 2016 First-Year Player Draft

CONTRACT STATUS: Signed through 2021

MLB DEBUT: July 28, 2018 vs. Chicago Cubs

PITCHER



HUDSON, DAKOTA

COMPLETE RECORD

Year Team	W-L	ERA	G	GS	CG	GF	SHO	SV	IP	H	R	ER	HR	HBP	BB	IBB	SO	WP	BK	BA
2016 GCL Cardinals	1-0	0.00	4	1	0	0	0	0	4.0	4	1	0	0	1	0	0	9	3	0	.235
Palm Beach	1-1	0.96	8	0	0	5	0	3	9.1	6	3	1	0	0	7	0	10	1	0	.188
2017 Springfield	9-4	*2.53	18	18	1	0	0	0	114.0	111	38	32	5	8	34	1	77	10	0	.255
Memphis	1-1	4.42	7	7	0	0	0	0	38.2	36	20	19	2	0	15	0	19	4	0	.252
2018 ST. LOUIS	4-1	2.63	26	0	0	2	0	0	27.1	19	9	8	0	1	18	0	19	2	0	.196
Memphis	+13-3	2.50	19	19	0	0	0	0	111.2	107	34	31	1	8	38	0	87	5	0	.254
2019 ST. LOUIS	16-7	3.35	33	32	0	1	0	1	174.2	160	80	65	22	9	*86	8	136	5	0	.245
2020 ST. LOUIS	3-2	2.77	8	8	0	0	0	0	39.0	24	13	12	5	1	15	1	31	0	0	.178
MINOR TOTALS	25-9	2.69	56	45	1	5	0	3	277.2	264	96	83	8	17	94	1	202	23	0	.251
MAJOR TOTALS	23-10	3.17	67	40	0	3	0	1	241.0	203	102	85	27	11	119	9	186	7	0	.230

* Led League

+ Tied for League Lead

Note: Major League Uniform Numbers Worn: 43 (2018-present)

DIVISION SERIES RECORD

Year Team	W-L	ERA	G	GS	CG	GF	SHO	SV	IP	H	R	ER	HR	HBP	BB	IBB	SO	WP	BK	BA
2019 STL vs. ATL	0-0	1.93	1	1	0	0	0	0	4.2	5	4	1	1	0	2	0	2	0	0	.294

LEAGUE CHAMPIONSHIP SERIES RECORD

Year Team	W-L	ERA	G	GS	CG	GF	SHO	SV	IP	H	R	ER	HR	HBP	BB	IBB	SO	WP	BK	BA
2019 STL vs. WSH	0-1	108.00	1	1	0	0	0	0	0.1	5	7	4	0	0	1	1	0	0	0	.833

REGULAR SEASON FIELDING RECORD

Position	PCT	G	PO	A	E	TC	DP
Pitcher	.950	67	21	36	3	60	1

REGULAR SEASON BATTING RECORD

Year Team	AVG	G	AB	R	H	2B	3B	HR	RBI	SH	SF	HBP	BB	IBB	SO	SB	CS	GDP	SLG	OBP	E
2020 ST. LOUIS	.000	8	0	0	0	0	0	0	0	0	0	0	0	0	0	0	0	0	.000	.000	0
MAJOR TOTALS	.077	59	52	1	4	0	0	0	2	7	0	1	0	0	24	0	0	1	.077	.094	3



CAREER TRANSACTIONS

- Selected by the Texas Rangers in the 36th round (1,090th overall) of the June, 2013 First-Year Player Draft, but did not sign.
- Selected by the St. Louis Cardinals in the Supplemental 1st round (34th overall) of the June, 2016 First-Year Player Draft.
- On St. Louis injured list (right elbow surgery), September 18, 2020 - end of the season.

2020 SEASON HIGHS

Most IP: 7.0, 8/31 at Cincinnati
Most Strikeouts: 7, 8/31 at Cincinnati
Most Walks: 4, 9/12 vs. Cincinnati
Most Runs Allowed: 4, 7/26 vs. Pittsburgh
Most Hits Allowed: 7, 7/26 vs. Pittsburgh
Most HRs Allowed: 2, twice. Last: 9/6 at Chicago Cubs
Longest Winning Streak: 3 games, 8/31-present
Longest Losing Streak: 2 games. Last: 7/26-8/16
Longest Scoreless Streak: 9.2 IP, 8/16-26

CAREER HIGHS

Most IP (Starter): 7.2, 8/31/19 [1] vs. Cincinnati
Most IP (Relief): 3.0, 8/4/18 vs. Cincinnati
Most Strikeouts (Starter): 10, 9/27/19 vs. Chicago Cubs
Most Strikeouts (Relief): 3, 9/21/18 vs. San Francisco
Most Walks (Starter): 5, 3x, Last: 9/27/19 vs. Chicago Cubs
Most Walks (Relief): 3, 8/20/18 at Los Angeles Dodgers
Most Runs Allowed (Starter): 8, 5/7/19 vs. Philadelphia
Most Runs Allowed (Relief): 3, 8/25/18 at Colorado
Most Hits Allowed (Starter): 9, 5/12/19 vs. Pittsburgh
Most Hits Allowed (Relief): 3, twice. Last: 9/17/18 at Atlanta
Most HRs Allowed (Starter): 3, 3x. Last: 7/28/19 vs. Houston
Longest Winning Streak: 5 games, 8/14-9/5/19
Longest Losing Streak: 2 games, three times. Last: 7/26-8/16/20
Longest Scoreless Streak: 18.2 IP, 8/14-8/24/19
10+ Strikeout Games: 1. 10, 9/27/19 vs. Chicago Cubs
Last Relief Appearance: 4/3/19 at Pittsburgh

CAREER NOTES

- Will miss the majority of the 2021 season, if not the entire season, recovering from Tommy John surgery after exiting a game with a right elbow strain, Sept. 17, 2020 at Pittsburgh.
- Since making his Major League debut on July 28, 2018, leads all MLB pitchers in ground ball percentage (57.9%) among those with 200 or more innings pitched.
- Currently sports the 3rd-lowest ERA (2.49) in Busch Stadium III history (minimum 100.0 innings pitched); trailing John Lackey (2.08) and Shelby Miller (2.46).
- Finished 5th in the 2019 National League Rookie of the Year voting.
- Recognized as one of five starting pitchers on *Baseball America's* 2019 All-Rookie Team.
- Started Game 4 of the 2019 NLDS vs. ATL and Game 4 of the 2019 NLCS at WSH, joining Michael Wacha (2013), Kyle Lohse (2012) and Chris Carpenter (2011) as one of four Cardinals to start two elimination games in the same postseason.
- Joined teammate Jack Flaherty (age 23), marking the 6th time St. Louis featured two starting pitchers age 25 or younger in the same postseason, joining Paul Dean & Dizzy Dean (1934); Nelson Briles & Steve Carlton (1967); John Stuper & Dave LaPoint (1982), Greg Mathews & Joe Magrane (1987); Joe Kelly & Michael Wacha (2013).
- Won team-leading 16 games in 2019, making him the first Cardinals rookie to lead the team in that category since Matt Morris (12, 1997).

LOWEST CAREER ERA - BUSCH STADIUM III

Rank	W-L	ERA	IP	Seasons
1. John Lackey	14-4	2.08	181.1	2014-17
2. Shelby Miller	14-9	2.46	208.1	2012-15
3. Dakota Hudson	14-9	2.49	133.2	2018-20
4. Miles Mikolas	13-10	2.56	200.2	2012-19
5. Chris Carpenter	32-15	2.61	476.1	2006-12

All Teams Played Included - Minimum 100.0 innings pitched

MOST WINS BY A CARDINALS ROOKIE

Rank	W-L	ERA	Season
1. Jack Harper	23-12	3.62	1901
2. Johnny Beazley	21-6	2.13	1942
3. Harvey Haddix	20-9	3.06	1953
4. Paul Dean	19-11	3.43	1934
5. Ken Burkhart	18-8	2.90	1945
Dizzy Dean	18-15	3.30	1932
Paul Derringer	18-8	3.36	1931
8. Ernie White	17-7	2.40	1941
Ted Wilks	17-4	2.64	1944
10. Dick Hughes	16-6	2.67	1967
Dakota Hudson	16-7	3.35	2019

HIGHEST WIN PCT BY A CARDINALS ROOKIE

Rank	W-L	Win Pct	Season
1. Ted Wilks	17-4	.810	1944
2. Johnny Beazley	21-6	.778	1942
3. Dick Hughes	16-6	.727	1967
4. Bob Bowman	13-5	.722	1939
5. Brooks Lawrence	15-6	.714	1954
6. Ernie White	17-7	.708	1941
7. Dakota Hudson	16-7	.696	2019



CAREER NOTES CONTINUED...

- His 16 wins in 2019 were also the most by a rookie since Justin Verlander won 17 for Detroit in 2006 and the most by a Cardinals rookie since Dick Hughes won 16 in 1964.
- His .696 win pct. (16-7) was the best by Cardinals rookie since Dick Hughes (.727, 16-6) in 1964, while his 3.35 ERA was best by Cardinals rookie since Shelby Miller (3.06) in 2013.
- Won nine home games in 2019, most by a St. Louis rookie since Shelby Miller had 10 in 2013, while his .818 home winning pct. ranked 5th among all Cardinals rookie starters and highest since Harvey Haddix (.867, 13-2) in 1953.
- Pitched 174.2 innings in 2019, most by a St. Louis rookie in the regular season since Rick Ankiel (175.0) in 2000.
- Became the majors first rookie pitcher with 15+ wins & 1+ save in a season (min. 25 GS) since Yankees' Ron Guidry (16-7, 1 save in 31 games/25 starts) in 1977.
- Led all of Major League Baseball in ground ball-fly ball ratio (3.09) in 2019 and Ground Ball percentage (57.1).
- Since ground ball-fly ball ratio became a recorded stat in 1987, his 3.09 was 3rd-best single-season mark by a rookie in MLB history, behind Arizona's Brandon Webb (3.44 in 2003) and Texas' Kevin Brown (3.31 in 1989).
- Since Ground Ball percentage became a recorded stat in 1987, his 57.1% was 7th-highest by a rookie in MLB and 10th-best single-season mark by any Cardinal.
- Led NL in walks (87) in 2019, the first Cardinal to do so since Ken Hill (99) in 1989.
- In the Cardinals' extra-inning win vs. Colorado (7/30/18), became the 29th Cardinal in franchise history and first since Mike Mayers (9/6/16 at PIT) to earn his first MLB win within his first two career MLB outings (since 1908).
- 2018 Cardinals Minor League Pitcher of the Year, Pacific Coast League Pitcher of the Year and a PCL Mid-Season and Post-Season All-Star, combining to post 17-4 mark with a 2.53 ERA over 139.0 innings with 106 strikeouts between Memphis (AAA) and St. Louis.
- Pitched in the Major League Baseball 2018 All-Star Game Futures Game for the USA Team in Washington D.C., and was named to the Triple-A All-Star Game.
- Named 2017 Texas League Pitcher of the Year after leading the league in ERA (2.53) and winning pct. (.692, 9-4).
- Was the Cardinals compensation pick in the 2016 MLB draft for free agent Jason Heyward signing with the Chicago Cubs.
- Was the second of back-to-back compensation picks by St. Louis. Dylan Carlson was previously chosen due to free agent John Lackey also signing with the Cubs.

2020

- Following a win in three straight starts (8/31-9/12), exited after 2.0 scoreless innings in a start at PIT (9/17). Was placed on the 10-day injured list (9/18) with a right elbow strain and eventually the 45-day on 9/22, which resulted in season-ending Tommy John surgery.
- Among pitchers with 35.0 innings or more, ranked 4th in MLB with 5.54 hits/9 IP, permitting just 24 hits over 39.0 innings.

AWARDS & HONORS

**Baseball America MLB All-Rookie Team
Starting Pitcher**

2019: St. Louis

Cardinals Minor League Pitcher of the Year

2018: Memphis (AAA)

Baseball America Triple-A All-Star - SP

2018: Memphis (AAA)

All-Star Futures Game Selection

2018: USA

Pacific Coast League Pitcher of the Year

2018: Memphis (AAA)

Pacific Coast League Post-Season All-Star

2018: Memphis (AAA)

Pacific Coast League Mid-Season All-Star

2018: Memphis (AAA)

Pacific Coast League Championship

2017: Memphis (AAA)

Texas League Pitcher of the Year

2017: Springfield (AA)

Texas League Post-Season All-Star

2017: Springfield (AA)

Texas League Mid-Season All-Star

2017: Springfield (AA)

CAREER MILESTONES

Major League Debut

July 28, 2018 vs. Chicago Cubs

First Major League Win

July 30, 2018 vs. Colorado

First Major League Strikeout

July 28, 2018 vs. Chicago Cubs
(7th inning, Kyle Schwarber, swinging)

First Major League Start

March 30, 2019 at Milwaukee

First Major League Save

April 3, 2019 at Pittsburgh

100th Career Major League Strikeout

July 23, 2019 at Pittsburgh
(6th inning, Kevin Stallings, swinging)

**2020 CONTINUED...**

- Ranked 8th in ground ball percentage (57.7%) among Major League pitchers with at least 35 innings pitched.
- Did not allow more than three runs or five hits in any of his last seven starts.
- Pitched a season-high 7.0 innings and struck out a season high 7 batters in a 7-5 Cardinals win at CIN on 8/31
- Allowed 10 hits in the month of August in 21.2 innings pitched, fewest in the Major Leagues among pitchers with 20 or more innings.
- Would have ranked 3rd in the National League in ERA (1.66) and 2nd in opponent BA (.137), in the month of August, but missed qualifying by 3.1 innings.
- Earned his first career win against the Cubs on 9/6 at Wrigley Field.
- Carried a no-hitter two outs into the 6th inning vs. CIN (9/12), the second-longest no-hit bid of his career (8/19/19 at MIL, 6.2 IP).

BACKGROUND/PERSONAL

- Graduated from Sequatchie County High School in Dunlap, Tenn. in 2013.
- Named First Team All-State by the Tennessee Baseball Coaches Association after striking out 124 batters and posting a 1.09 ERA his senior year.
- Originally selected by the Texas Rangers in the 36th round of the June, 2013 First-Year Player Draft, but did not sign to play college baseball at Mississippi State University.
- Is the first student-athlete from his local area to play SEC baseball.
- Finished his career 11-8 with a 3.00 ERA and 151 strikeouts over 147.0 innings pitched.
- Named Team Captain and a semi-finalist for the Golden Spikes Award and Dick Howser Trophy in 2016. He was the first Bulldog to be a Golden Spikes semifinalist since Will Clark won the award in 1985.
- Led the Bulldogs in wins (9), innings pitched (113.0) and strikeouts (115) during his junior year and also led the SEC in innings.
- Named SEC Pitcher of the Week three times in 2016.
- Was 9-5 with a 2.55 ERA in 17 starts his junior year as the Friday Night starter in the rotation.
- Posted school-record streaks of 34.2 innings and 27.0 innings without an earned run during his junior (2016) season with the Bulldogs.
- Played summer ball for the San Luis Obispo Blues of the California Collegiate League in 2014
- He and his wife, Ashlen, reside in Leawood, Kansas, with their sons, Nolan (5/7/2018) and Cooper (1/5/2020).

**GROUND BALL PERCENTAGE
LOWEST SINCE MLB DEBUT - 7/28/2018**

Rank	Team (s)	GB%
1. Dakota Hudson	STL	57.9
2. Dallas Keuchel	HOU-ATL-CWS	56.6
3. Brett Anderson	OAK-MIL	56.5
4. Marcus Stroman	TOR-NYM	55.8
5. Luis Castillo	CIN	55.3

GROUND BALL/FLY BALL RATIO

2019 MLB Rank	Team	G/F
1. Dakota Hudson	Cardinals	3.09
2. Max Fried	Braves	2.82
3. Brett Anderson	Athletics	2.45

All-Time MLB Rookie Rank	Team	G/F
1. Brandon Webb	2003 Dbacks	3.44
2. Kevin Brown	1989 Rangers	3.31
3. Dakota Hudson	2019 Cardinals	3.09

GROUND BALL PERCENTAGE

2019 MLB Rank	Team	GB%
1. Dakota Hudson	Cardinals	57.1
2. Luis Castillo	Reds	56.1
3. Brett Anderson	Athletics	55.5

All-Time MLB Rookie Rank	Team	GB%
1. Brandon Webb	2003 Dbacks	65.3
2. Kevin Brown	1989 Rangers	64.1
3. José Jiménez	1999 Cardinals	59.1
4. Shane Reynolds	1994 Astros	58.9
5. Lucas Harrell	2012 Astros	58.1
6. Joe Magrane	1987 Cardinals	57.6
7. John Dopson	1988 Expos	57.1
Dakota Hudson	2019 Cardinals	57.1



SCOTT HURST

87

HEIGHT	WEIGHT	BATS/THROWS	BIRTH DATE	ML SERVICE
5-10	170	L/R	3/25/1996	0.000

FULL NAME: Scott Andrew Hurst

BORN: Glendora, California

OPENING DAY AGE: 25

BECAME CARDINAL: Selected in the 3rd round (94th overall) of the June, 2017 First-Year Player Draft

CONTRACT STATUS: Signed through 2021

OUTFIELDER (NON-ROSTER)



HURST, SCOTT

COMPLETE RECORD

Year	Team	AVG	G	AB	R	H	2B	3B	HR	RBI	SH	SF	HBP	BB	IBB	SO	SB	CS	GDP	SLG	OBP	E
2017	State College	.282	55	213	36	60	11	6	3	21	2	2	3	22	0	58	6	4	3	.432	.354	0
2018	Palm Beach	.354	14	48	10	17	6	0	1	9	0	1	0	8	0	10	1	0	0	.542	.439	0
	Peoria	.295	49	190	28	56	11	1	3	25	0	4	3	19	0	41	7	4	4	.411	.361	2
	GCL Cardinals	.400	5	15	5	6	3	0	0	2	0	0	0	5	0	2	2	0	0	.600	.550	1
2019	Springfield	.191	45	141	18	27	9	0	1	13	3	0	0	17	0	46	1	0	3	.277	.278	2
	Palm Beach	.233	63	223	23	52	4	1	4	20	1	1	1	18	0	61	1	3	7	.314	.292	1
2020	DID NOT PLAY -- NO MiLB SEASON																					
MINOR TOTALS		.263	231	830	120	218	44	8	12	90	6	8	7	89	0	218	18	11	17	.378	.336	6

CAREER NOTES

- Despite being drafted in the 3rd round (94th overall) in 2017, was the Cardinals first selection in that draft. Was the first initial draft pick by the Cardinals not to be selected in the first round since infielder Calvin Hayes was selected with the Cardinals first pick in the 3rd round of the 2002 draft.
- Ranked 5th among Cardinals minor league outfielders with 13 outfield assists in 2019; T-20th in all of Minor League Baseball.
- Played in 15 games during the 2019 Spring Training season as a minor league call-up, batting .294 with a home run and three RBI.
- Hit safely in 22 straight home games (5/1-6/24/18) during the 2018 season while in Peoria (A).
- Ranked 3rd among New York-Penn League players with six triples in 2017.
- Had seven outfield assists in 2017 and tied for the NY-Penn League lead in double plays by an outfielder.
- Was the starting centerfielder for Cal State-Fullerton on their 2017 College World Series qualifying team.
- Tied the Cal State-Fullerton school record (Sam Favata, 1980) hitting four home runs at Cal State-Northridge on May 20, 2017 as part of a 5-for-5 game with a double and 7 RBI earning him Collegiate Baseball National Player of the Week.
- Played for Orleans in the Cape Cod League in 2016 batting .188 with five stolen bases.
- Participated in the early workouts and seminars as part of the Cardinals two-week Instructional Camp in January 2020 and S.T.E.P. camp (Spring Training Early Program) in 2019.



2020

- Did not play due to the COVID-19 protocols eliminating the Minor League Baseball season.

BACKGROUND/PERSONAL

- Played college baseball at Cal State-Fullerton where he was First Team All-Big West, leading the Titans with 12 home runs during the 2017 season. Played in two games during the 2017 College World Series.
- Made two relief pitching appearances during the 2017 season in college allowing two unearned runs with a strikeout.
- Played for Orleans in the 2016 Cape Cod League and the Alaska Goldpanners in Fairbanks for the 2014 Alaskan League season.
- Was a member of the U18 USA National Team that won a gold medal in the IBAF World Cup in 2013.

AWARDS & HONORS

New York-Penn League Mid-Season All-Star
2017: State College (A)

Baseball America Short-Season All-Star
New York-Penn League
2017: State College (A)

New York-Penn League Player of the Week
2017: State College (A) - Aug. 14-20

- Played high school baseball for Bishop Amat High School in La Puente, Calif., where he was a two-way player. Named CIF Player of the Year, All-Area Player of the Year and Los Angeles Times First Team in 2014 batting .419 with 25 RBI while posting an 0.60 ERA with six saves.
- Resides in Glendora, California.

HURST, SCOTT





CONNOR JONES

78

HEIGHT	WEIGHT	BATS/THROWS	BIRTH DATE	ML SERVICE
6-3	225	R/R	10/10/1994	0.000

FULL NAME: Connor Wesley Jones

BORN: Hartford, Connecticut

OPENING DAY AGE: 26

BECAME CARDINAL: Selected in the 2nd round (70th overall) of the June, 2016 First-Year Player Draft

CONTRACT STATUS: Signed through 2021

PITCHER (NON-ROSTER)



JONES, CONNOR

COMPLETE RECORD

Year	Team	W-L	ERA	G	GS	CG	GF	SHO	SV	IP	H	R	ER	HR	HBP	BB	IBB	SO	WP	BK	BA	
2016	State College	0-0	4.22	7	0	0	2	0	1	10.2	15	6	5	0	0	2	0	8	1	0	.341	
	GCL Cardinals	0-0	2.25	4	0	0	0	0	0	4.0	3	1	1	0	0	1	0	3	0	0	.231	
2017	Springfield	1-0	2.70	1	1	0	0	0	0	6.2	6	2	2	1	0	3	0	2	0	0	.261	
	Palm Beach	8-5	3.97	24	21	0	1	0	1	113.1	120	60	50	3	6	49	2	76	9	2	.275	
2018	Memphis	1-0	6.46	4	4	0	0	0	0	15.1	20	14	11	1	4	14	0	16	3	0	.317	
	Springfield	5-5	3.80	22	17	0	3	0	0	94.2	96	48	40	4	9	51	1	66	7	0	.264	
2019	Memphis	0-0	0.00	1	0	0	1	0	0	2.0	0	0	0	0	0	0	0	1	0	0	.000	
	Springfield	1-1	4.66	42	0	0	16	0	9	48.1	54	29	25	5	3	35	0	49	11	0	.284	
2020	DID NOT PLAY -- NO MLB SEASON																					
MINOR TOTALS		16-11	4.09	105	43	0	23	0	11	295.0	314	160	134	14	22	155	3	221	31	2	.275	

CAREER TRANSACTIONS

- Selected by the San Diego Padres in the 21st round (628th overall) of the June, 2013 First-Year Player Draft, but did not sign.
- Selected by the St. Louis Cardinals in the 2nd round (70th overall) of the June, 2016 First-Year Player Draft.

CAREER NOTES

- After starting 43 of 62 games over his first three professional seasons, pitched primarily out of the bullpen from the 2018 Arizona Fall League through the end of the 2019 Minor League Season, making 51-of-52 appearances in relief.
- Has career marks of 14-9 and a 4.17 ERA in 43 career starts and 2-2 with a 3.89 ERA and 11 saves in 62 relief appearances.
- Made five relief appearances during 2019 Major League Spring Training and was 0-1 with an 8.31 ERA over 4.1 innings pitched.
- 2018 Texas League All-Star.
- Has induced 42 ground into double plays over his minor league career, ranking T2nd among Texas League pitchers in 2018 (13) and T2nd among Florida State League pitchers in 2017 (16).
- Ranked T-2nd among Cardinals minor league pitchers in 2018 with nine saves and T-9th with 43 appearances.
- Pitched for Surprise in the 2018 Arizona Fall League. Made nine appearances and only one start posting a 4.11 ERA with 17 strikeouts over 15.1 innings.
- Started Game 1 of the 2017 Florida State League playoff and threw 6.0 innings of two-hit ball allowing an unearned run with four strikeouts in a no decision Palm Beach won 3-2 on a walk-off victory.
- Made one relief appearance for State College (A) in the 2016 New York-Penn League playoffs, tossing two scoreless innings of one-hit ball with a strikeout.
- Was a member of the 2015 NCAA Division 1 Baseball Champions, pitching for the University of Virginia.



AWARDS & HONORS

Texas League Mid-Season All-Star
2018: Springfield (AA)

**NCAA Division 1
College Baseball National Champions**
2015: Virginia Cavaliers

BACKGROUND/PERSONAL

- Previously drafted by the San Diego Padres out of Great Bridge High School (VA) in the 21st round of the 2013 MLB Draft.
- Played his high school baseball at Great Bridge High School (VA) compiling a 22-3 record with a 1.68 ERA over his varsity playing career. Was the same high school that produced Major League players Justin Upton and Michael Cuddyer.
- Was in the starting rotation for the Virginia Cavaliers baseball team, which won the 2015 National Championship, breaking the streak of 60 years without a College World Series title by an Atlantic Coast Conference team.
- Posted a 7-3 record with a 3.89 ERA in 18 starts for Virginia in 2015 and finished his career with a 22-5 record with a 2.86 ERA and 225 strikeouts over 274.0 innings pitched.
- Resides in Virginia Beach, Virginia.

2020

- Did not play due to the COVID-19 protocols which eliminated the 2020 Minor League Baseball season.



JONES, CONNOR



KWANG HYUN KIM

33

(kwong yunn kim)

HEIGHT	WEIGHT	BATS/THROWS	BIRTH DATE	ML SERVICE
6-2	205	L/L	7/22/1988	1.000

FULL NAME: Kwang Hyun Kim

BORN: Seoul, South Korea

OPENING DAY AGE: 32 (Turns 33 on July 22)

BECAME CARDINAL: Signed as a free agent, December 17, 2019

CONTRACT STATUS: Signed through 2021

PITCHER



KIM, KWANG HYUN

COMPLETE RECORD

Year	Team	W-L	ERA	G	GS	CG	GF	SHO	SV	IP	H	R	ER	HR	HBP	BB	IBB	SO	WP	BK	BA
2007	SK Wyverns (KBO)	3-7	3.62	20	13	0	3	0	0	77.0	80	35	31	5	4	41	2	52	2	0	---
2008	SK Wyverns (KBO)	*16-4	2.39	27	27	1	1	1	0	162.0	127	50	43	9	2	63	1	*150	3	0	---
2009	SK Wyverns (KBO)	12-2	*2.80	21	21	1	1	0	0	138.1	121	46	43	14	4	53	1	112	8	0	---
2010	SK Wyverns (KBO)	*17-7	2.37	31	+30	2	2	1	0	*193.2	153	56	51	13	5	84	1	183	13	0	---
2011	SK Wyverns (KBO)	4-6	4.84	17	14	1	3	0	0	74.1	70	45	40	6	2	45	0	61	3	0	---
2012	SK Wyverns (KBO)	8-5	4.30	16	16	0	0	0	0	81.2	85	44	39	9	2	36	0	65	2	1	---
2013	SK Wyverns (KBO)	10-9	4.47	25	22	0	0	0	0	133.0	128	72	66	12	4	68	0	102	9	1	---
2014	SK Wyverns (KBO)	13-9	3.42	28	28	1	1	0	0	173.2	178	77	66	10	3	81	1	145	9	1	---
2015	SK Wyverns (KBO)	14-6	3.72	30	29	1	1	1	0	176.2	173	86	73	19	3	66	2	160	10	0	---
2016	SK Wyverns (KBO)	11-8	3.88	27	21	1	2	0	0	137.0	139	68	59	17	6	41	2	116	3	0	---
2017	SK Wyverns (KBO)	DID NOT PLAY -- INJURED																			
2018	SK Wyverns (KBO)	11-8	2.98	25	25	0	0	0	0	136.0	125	48	45	16	2	30	0	130	3	0	---
2019	SK Wyverns (KBO)	17-6	2.51	31	30	0	0	0	0	190.1	*198	64	53	13	2	38	1	180	8	0	---
2020	ST. LOUIS	3-0	1.62	8	7	0	1	0	1	39.0	28	9	7	3	0	12	2	24	1	0	.197
MAJOR TOTALS		3-0	1.62	8	7	0	1	0	1	39.0	28	9	7	3	0	12	2	24	1	0	.197
KBO TOTALS		136-77	3.27	298	276	8	14	3	0	1673.2	1577	691	609	143	39	646	11	1456	73	3	---

* Led League

* Tied for League Lead

Note: Major League Uniform Numbers Worn: 33 (2020); Korean Baseball Numbers: 29 (2007-19)

WILD CARD RECORD

Year	Team	W-L	ERA	G	GS	CG	GF	SHO	SV	IP	H	R	ER	HR	HBP	BB	IBB	SO	WP	BK	BA
2020	STL vs. SD	0-0	7.36	1	1	0	0	0	0	3.2	5	3	3	0	0	2	0	2	0	0	.357

REGULAR SEASON FIELDING RECORD

Position	PCT	G	PO	A	E	TC	DP
Pitcher	1.000	8	1	3	0	4	0

Note: Won KBO Golden Glove in 2008



WORLD BASEBALL CLASSIC RECORD

Year	Team	W-L	ERA	G	GS	CG	GF	SHO	SV	IP	H	R	ER	HR	HBP	BB	IBB	SO	WP	BK	BA
2009	South Korea	0-1	21.60	4	1	0	0	0	0	3.1	10	9	8	1	0	2	0	5	0	0	.273

REGULAR SEASON BATTING RECORD

Year	Team	AVG	G	AB	R	H	2B	3B	HR	RBI	SH	SF	HBP	BB	IBB	SO	SB	CS	GDP	SLG	OBP	E
2020	ST. LOUIS	.000	8	0	0	0	0	0	0	0	0	0	0	0	0	0	0	0	0	.000	.000	0
MAJOR TOTALS		.000	8	0	0	0	0	0	0	0	0	0	0	0	0	0	0	0	0	.000	.000	0
KBO TOTALS		.000	202	2	0	0	0	0	0	1	0	0	0	1	0	1	0	0	0	.000	.000	0

CAREER TRANSACTIONS

- Signed by SK Wyverns for the Korean Baseball Organization in 2007.
- On disabled list recovering from ulnar collateral ligament surgery for the entire 2017 season.
- Signed by the St. Louis Cardinals as a free agent, December 17, 2019.
- On St. Louis Injured List with an unspecified injury due to abdominal pain, September 2-13, 2020.

CAREER NOTES

- Enters his 15th season of professional baseball and his second with the Cardinals after playing 13 professional seasons in the KBO (Korea Baseball Organization).
- Made his Major League Debut on July 24, 2020 vs. Pittsburgh, as the second South Korean player in St. Louis Cardinals history. Recorded a save becoming the 5th-oldest rookie in MLB history to record a save in his MLB debut and the first Cardinals rookie pitcher to accomplish the feat since Brad Thompson in 2005.
- Compiled career marks of 136-77 with a 3.27 ERA over 298 career appearances (276 starts) in the KBO.
- Four-time KBO League champion with the SK Wyverns (2007, 2008, 2010, 2018).
- Pitched for South Korea in the 2009 World Baseball Classic.
- Made 22 relief appearances over his career posting a season-high seven in his rookie season of 2007, and six in 2016, but has yet to record a professional save.
- Is the second player from South Korea to play for the Cardinals joining SeungHwan Oh (2016-17) and the 15th player all-time in Major League Baseball from South Korea.
- Missed the entire 2017 season recovering from Tommy John surgery.
- Named 2019 "Best Pitcher" in the KBO posting a 17-6 record with a 2.51 ERA in 190.1 innings with 180 strikeouts, including a 13-1 mark with a 2.30 ERA in 16 road appearances. Struck out exactly 90 batters both at home and on the road.
- Honored as the 2008 KBO Most Valuable Player.
- Won the 2008 Golden Glove Award.

2020 SEASON & CAREER HIGHS

Most IP (Starter): 7.0, 9/14/20 at Milwaukee [1]
Most IP (Relief): 1.0, 7/24/20 vs. Pittsburgh
Most Strikeouts (Starter): 6, 9/14/20 at Milwaukee [1]
Most Strikeouts (Relief): 0, 7/24/20 vs. Pittsburgh
Most Walks (Starter): 3, twice. Last: 9/14/20 at Milwaukee [1]
Most Walks (Relief): 0, 7/24/20 vs. Pittsburgh
Most Runs Allowed (Starter): 4, 9/19/20 at Pittsburgh
Most Runs Allowed (Relief): 2, 7/24/20 vs. Pittsburgh
Most Hits Allowed (Starter): 6, 9/19/20 at Pittsburgh
Most Hits Allowed (Relief): 2, 7/24/20 vs. Pittsburgh
Most HRs Allowed: 2, 9/19/20 at Pittsburgh
Longest Winning Streak: 3 games, 8/22/20-present
Longest Losing Streak: n/a
Longest Scoreless Streak: 14.0 IP, 8/27-9/14/20
Last Relief Appearance: 7/24/20 vs. Pittsburgh

- Led the KBO in wins twice (2008, 2010), ERA (2009), strikeouts (2008), win percentage (2008) and innings pitched (2010).
- Played for South Korea in the Premier 12 in 2019 and 2015, notching a first place finish in 2015 and a second place in 2019 qualifying for the 2020 Beijing Olympics.
- Posted double-digit win totals in nine different seasons and his last six straight (2013-16, 18-19) in which he played.
- Helped the SK Wyverns to a KBO league championship in his first professional season as a 19-year old.



2020

- Named to the Topps 2020 All-Star Rookie Team as a left-handed starting pitcher.
- Began the season as the Cardinals closer, recording a save in his first Major League appearance at age 32 years old vs. PIT (7/24), the 5th-oldest pitcher to make a save in his MLB debut and the first Cardinals pitcher to record a save in his MLB debut since Brad Thompson vs. SD (5/8/2005).
- Transitioned into a starting pitcher for his next appearance on 8/17 at CHI (1) following a 17-day layoff due to a COVID outbreak internally with the Cardinals; and remained in the rotation the rest of the season.
- Among NL pitchers with at least six starts, ranked 1st in ERA (1.62), 12th in WHIP (1.03), 11th in opp. AVG (.197), 8th in opp. OBP (.260) and 10th in opp. SLG (.324).
- Missed 12 games on the Injured List with a unspecified injury related to abdominal pain (9/2-13).
- Has not received a loss in his first eight appearances and seven starts, the first Cardinals pitcher to make seven starts to begin his Cardinals career without a loss since Austin Gomber had eight in 2018 and three shy of the Cardinals record of 10 by Miles Mikolas (2018), Vic Raschi (1954) and Paul Dean (1934).
- Held his opposition to three hits or less in five of seven starts.
- Posted an 0.33 ERA through his first five major league starts, ranking second among left-handed pitchers since ERA became an official statistic in 1913 (Fernando Valenzuela, 0.20) (courtesy of Elias).
- One of only three pitchers in MLB history to have a stretch of four consecutive starts allowing no earned runs and three or fewer hits in at least five innings of work since ER became an official stat in 1912 (Jake Arrieta (CHI 2015-16) & Michael Fulmer (DET 2016), 4 each) (courtesy of Elias).

2020 POSTSEASON: Started Game 1 of the 2020 Wild Card Series at San Diego (9/30), did not factor in the decision in the Cardinals lone postseason win (7-4)...pitched 3.2 innings allowing three runs on five hits...was the first South Korean-born pitcher to make a start in a Wild Card game and joined Hyun-Jin Ryu as the only two to start a postseason game....was the 5th South Korean pitcher to appear in a postseason game...became the first Cardinals rookie left-handed starter in a postseason game since Bud Smith in 2001 vs. Arizona (Game 4 NLDS)...first pitcher to earn a save in his MLB debut and start Game 1 of a postseason series in that same season (since the save became a stat in 1969).

BACKGROUND/PERSONAL

- Kim's nickname is "KK".
- His translator's name is Yonsei "Craig" Choi.
- Attended Ansan Technical High School in Ansan, Gyeonggi-do, South Korea, and led his team to their first National Championship pitching four complete game wins in the tournament, earning MVP honors with an 0.96 ERA.
- Member of the South Korea U-18 World Cup Champions as a 16-year old in 2006 earning World Cup MVP honors.
- Kim and his wife, Sang Hee, reside in Incheon, South Korea, with their daughter, Minjoo, and son, Minjae.

AWARDS & HONORS

2020 Topps All-Star Rookie Team
2020: St. Louis - LHP

Korea Baseball Organization Best Pitcher
2019: SK Wyvrens (KBO)

Korea (KBO) Series Champions
2018: SK Wyvrens
2010: SK Wyvrens
2008: SK Wyvrens
2007: SK Wyvrens

Korea Baseball Organization MVP
2008: SK Wyvrens (KBO)

Incheon Asian Games Gold Medal Winner
2014: South Korea

Olympic Gold Medal Winner
2008: South Korea

U-18 Baseball World Cup Champions
2006: South Korea

U-18 Baseball World Cup MVP
2006: South Korea

OLDEST MLB PITCHERS TO RECORD A SAVE IN MLB DEBUT

Rnk Team(s)	Age	TM	OPP	Date
1. Art Jacobs*	36.294	CIN	BOS-N	6/18/1939-G1
2. Freddy Rodriguez*	33.354	CHI-N	STL	4/18/1958
3. Leon Pettit*	32.299	WSH-A	PHI-A	4/18/1935
4. Kyuji Fujikawa	32.254	CHI-N	PIT	4/1/2013
5. Kwang Hyun Kim	32.002	STL	PIT	7/24/2020

*Save became an official statistic in 1969

CARDINALS PITCHERS WITH A SAVE IN MLB DEBUT

Date	Pitcher	Opponent	Score	IP
7/24/2020	Kwang Hyun Kim	PIT	5-4	1.0
5/8/2005	Brad Thompson	SD	15-5	3.0
4/10/1977	John Urea	at PIT	8-7	2.2
6/5/1986	Wayne Granger	at HOU	3-1	1.0
8/3/1957	Billy Muffett*	PHI	3-1	4.0
8/3/1951	Dick Bokelmann*	NYG	5-4	1.2
4/16/1931	Paul Derringer*	at CIN	6-3	3.0
4/13/1922	Clyde Barfoot*	PIT	8-4	2.1

CARDINALS PLAYERS FROM SOUTH KOREA

Rank	Team(s)	Seasons	G	Starts	W	L	SV
1.	Seung Hwan Oh	2016-17	138	0	7	9	39
2.	Kwang Hyun Kim	2020	8	7	3	0	1



ANDREW KNIZNER

7

(KIZZ-ner)

HEIGHT	WEIGHT	BATS/THROWS	BIRTH DATE	ML SERVICE
6-1	225	R/R	2/3/1995	1.021

FULL NAME: Andrew Robert Knizner

BORN: Glen Allen, Virginia

OPENING DAY AGE: 26

BECAME CARDINAL: Selected in the seventh round (226th overall) of the June, 2016 First-Year Player Draft

CONTRACT STATUS: Signed through 2021

MLB DEBUT: June 2, 2019 vs. Chicago Cubs

CATCHER



COMPLETE RECORD

Year	Team	AVG	G	AB	R	H	2B	3B	HR	RBI	SH	SF	HBP	BB	IBB	SO	SB	CS	GDP	SLG	OBP	E
2016	Johnson City	.319	53	185	35	59	12	1	6	42	0	2	14	21	0	21	0	0	8	.492	.423	2
2017	Peoria	.279	44	179	18	50	10	1	8	29	0	0	3	9	1	22	1	1	6	.480	.325	0
	Springfield	.324	51	182	27	59	13	0	4	22	0	4	2	14	0	27	0	1	7	.462	.371	3
2018	Memphis	.315	17	54	3	17	5	0	0	4	1	0	2	4	0	8	0	0	3	.407	.383	1
	Springfield	.313	77	281	39	88	13	0	7	41	1	5	3	23	1	40	0	1	7	.434	.365	4
2019	Memphis	.276	66	246	41	68	10	0	12	34	0	2	8	24	1	37	2	0	6	.463	.357	5
	ST. LOUIS	.226	18	53	7	12	2	0	2	7	0	0	1	4	0	14	2	0	3	.377	.293	1
2020	ST. LOUIS	.250	8	16	1	4	1	0	0	4	0	1	0	0	0	5	0	0	2	.313	.235	1
MINOR TOTALS		.303	308	1127	163	341	63	2	37	172	2	13	32	95	3	155	3	3	37	.461	.369	15
MAJOR TOTALS		.232	26	69	8	16	3	0	2	11	0	1	1	4	0	19	2	0	5	.362	.280	2

Note: Major League Uniform Numbers Worn: 7 (2019-present)

WILD CARD SERIES RECORD

Year	Team	AVG	G	AB	R	H	2B	3B	HR	RBI	SH	SF	HBP	BB	IBB	SO	SB	CS	GDP	SLG	OBP	E	
2020	STL vs. SD	DID NOT PLAY -- ON POSTSEASON ROSTER																					

REGULAR SEASON FIELDING RECORD

Position	PCT	G	PO	A	E	TC	DP	PB	CS	ATT	PCT	P-OFF
Catcher	.989	23	161	12	2	175	3	1	5	7	.714	0
First Base	1.000	1	3	0	0	3	0					

Note: 2018: Led Pacific Coast League catchers in Caught Stealing (25).



2020 SEASON HIGHS

Most Hits: 2, twice. Last: 9/1 at Cincinnati
Most Runs: 1, 9/1 at Cincinnati
Most 2Bs: 1, 8/15 at Chicago White Sox [1]
Most RBI: 2, 9/1 at Cincinnati
Longest Hitting Streak: 1 game, twice. Last: 9/1-present

CAREER HIGHS

Most Hits: 2, four times. Last: 9/1/20 at Cincinnati
Most Runs: 2, 7/24/19 at Pittsburgh
Most 2Bs: 1, three times. Last: 8/15/20 [1] at Chicago White Sox
Most HRs: 1, twice. Last: 9/1/19 [2] vs. Cincinnati
Most RBI: 2, three times. Last: 9/1/20 at Cincinnati
Most BBs: 2, 7/24/19 at Pittsburgh
Most SBs: 1, twice. Last: 8/4/19 at Oakland
Most HBP: 1, 8/11/19 vs. Pittsburgh
Longest Hitting Streak: 4 games 8/6-9/5/19

CAREER NOTES

- Rookie catcher has thrown out 71% (5 CS/7 SB ATT) of attempted basestealers in his Major League career.
- Has thrown out 37.9% (80-of-211) of attempted basestealers over four years (2016-19) of minor league baseball.
- Entered the 2021 and 2020 seasons rated as the No. 8 prospect in the Cardinals organization by *Baseball America*.
- Rated as the Pacific Coast League's "Best Defensive Catcher" after the 2019 season by *Baseball America*.
- Led Pacific Coast League catchers with 25 caught stealing in 2019.
- Sported a career .303 batting average over 308 minor league games.
- Has hit safely in 69.6% of games in which he's had an official at-bat in his four-year professional career (229-of-329), including while with St. Louis.
- 2019 Pacific Coast League Mid-Season All-Star.
- 2018 All-Star Futures Game participant on Team USA. Entered the game defensively in top of the 6th at catcher & caught four innings, beginning with Cardinals teammate Dakota Hudson.
- Played for Surprise in the 2017 Arizona Fall League and was selected to play in the AFL Rising Stars game catching three innings in reserve.
- Played in seven games during the 2018 Pacific Coast League playoffs and batted .160 (4-25) with a double and three walks. Was 2-for-5 with a double in the Triple-A Championship game vs. Durham (9/18).
- 2017 Midwest League Mid-Season All-Star.
- 2016 Appalachian League Post-Season All-Star.
- Knocked in a minor league career-high 5 RBI at Elizabethton (8/16/16) to round out a 3-for-6 day with a home run in a 17-7 win.
- High school infielder began his college baseball career at third base, but was converted to catcher his sophomore season at North Carolina State University.
- Was teammates with pitcher Carlos Rodón and shortstop Trea Turner while at North Carolina State University.

AWARDS & HONORS

Baseball America
Best Defensive Catcher - Pacific Coast League
 2019: Memphis (AAA)

Pacific Coast League Mid-Season All-Star
 2019: Memphis (AAA)

Triple-A National Championship
 2018: Memphis (AAA)

Pacific Coast League Championship
 2018: Memphis (AAA)

All-Star Futures Game Selection - USA
 2018: Springfield (AA)

Midwest League Mid-Season All-Star
 2017: Peoria (A)

Arizona Fall League Rising Star
 2017: Surprise Saguaros

Appalachian League Post-Season All-Star
 2016: Johnson City (R)

Class AAA Virginia High School State Baseball Championship
 2013: Hanover High School

CAREER MILESTONES

Major League Debut
 June 2, 2019 vs. Chicago Cubs

First Career Major League Hit
 July 17, 2019 vs. Pittsburgh
 (2nd inning, double, off Chris Archer)

First Career Major League Home Run
 July 24, 2019 at Pittsburgh
 (2nd inning, 2-run, off Jordan Lyles)

**2020**

- Played in eight games, starting four at catcher.
- Threw out 2-of-3 attempted base stealers on the season, including two in one game at CWS (8/16) marking the first time a Cardinals rookie catcher did so since Cody McKay vs. ATL (5/13/2004) catching J.D. Drew and Dewayne Wise.
- Recorded an RBI in 3-of-8 games played in 2020.
- Batted .500 (2-4, 4 RBI) with runners in scoring position; and 1.000 (1-1) with the bases loaded. Had the Cardinals lone pinch-hit of the 2020 season, with 2 RBI.
- Collected two hits and two RBI coming off the bench at CIN (9/1) becoming only the second catcher during the 2020 season to accomplish the feat (Tyler Stephenson, CIN) and first Cardinals catcher since David Freese (10/4/2009 vs. MIL); first which didn't play other positions in the game since Gary Bennett (4/23/2006 vs. CHI).
- Was optioned to the Alternate Training Site once Matt Wieters returned from injury on Sept. 4 and remained on the taxi squad the rest of the season.

2020 POSTSEASON: Was on the postseason roster for the Wild Card series at San Diego but did not play in any of the three games.

BACKGROUND/PERSONAL

- His uncle, Matt, was a quarterback at Penn State and was on the 1986 National Championship Nittany Lion squad.
- Played High School Baseball at Hanover (VA) High School and helped his team to the 2013 Virginia AAA State Championship as an All-State Shortstop.
- Played football as a quarterback and punter.
- Played college baseball at North Carolina State University where he was a third baseman and catcher during his career.
- Ended his three-year career with the Wolfpack batting .312 with 15 HR and 119 RBI over 169 games.
- Batted .316 (6-19) with six RBI in the 2016 Raleigh NCAA Regional, falling to eventual NCAA Champion Coastal Carolina.
- Was a Louisville Slugger freshman All-American playing third base and moved to catcher, where he was second team All-Atlantic Coast Conference and preseason third team All-American as a junior.
- Was a CoSIDA Second Team Academic All-American.
- Played for the Wareham Gateman in the Cape Cod League over the 2014-15 seasons.
- Resides in Raleigh, North Carolina.

KNIZNER HITS PERCENTAGE PER GAME

Year	Team	G (w/AB)	Hit Safely	Pct.
2020	St. Louis	7	2	28.6
2019	Memphis (AAA)	66	45	68.2
	St. Louis	17	11	64.7
		83	56	67.5
2018	Memphis (AAA)	16	12	75.0
	Springfield (AA)	76	58	76.3
		92	70	76.1
2017	Springfield (AA)	50	34	68.0
	Peoria (A)	44	32	72.7
		94	66	70.2
2016	Johnson City (R)	53	35	66.0
		53	35	66.0
CAREER		329	229	69.6



EVAN KRUCZYNSKI

62

(krew-ZIN-skee)

HEIGHT	WEIGHT	BATS/THROWS	BIRTH DATE	ML SERVICE
6-4	205	L/L	3/31/1995	0.000

FULL NAME: Evan Jacob Kruczynski**BORN:** Franklin, Wisconsin**OPENING DAY AGE:** 25 (Turns 26 on March 31)**BECAME CARDINAL:** Selected in the ninth round (274th overall) in the June, 2017 First-Year Player Draft**CONTRACT STATUS:** Signed through 2021

PITCHER (NON-ROSTER)

COMPLETE RECORD

Year	Team	W-L	ERA	G	GS	CG	GF	SHO	SV	IP	H	R	ER	HR	HBP	BB	IBB	SO	WP	BK	BA
2017	Peoria	4-3	3.41	14	13	0	0	0	0	68.2	70	27	26	7	6	15	0	55	4	1	.264
2018	Palm Beach	5-3	4.03	15	15	0	0	0	0	76.0	74	37	34	6	3	21	0	74	4	1	.249
	Springfield	2-3	2.50	6	6	0	0	0	0	39.2	27	11	11	1	1	10	0	33	2	0	.200
2019	Memphis	1-2	8.01	7	6	0	0	0	0	30.1	44	27	27	3	2	17	0	28	2	1	.346
	Springfield	3-8	5.60	21	20	0	0	0	0	117.1	123	77	73	18	1	50	1	118	11	1	.269
2020	DID NOT PLAY -- NO MiLB SEASON																				
MINOR TOTALS		15-19	4.64	63	60	0	0	0	0	332.0	338	179	171	35	13	113	1	308	23	4	.264

CAREER NOTES

- Selected as a Minor League Invite for Spring Training each of the last three seasons (2019-21).
- Started 60 of 63 career minor league games. Made two relief appearances in 2019 both piggy-backing Major League rehab starts by Alex Reyes (6/2/19) in Memphis (AAA) and Austin Gomber (8/26/19) in Springfield (AA).
- Has three double-digit strikeout games in his 60 career minor league starts, with a career-high of 11 vs. Arkansas on Aug. 10, 2019, part of consecutive double-digit strikeout games.
- Surrendered a career-high 14 hits over 6.0 innings vs. San Antonio (5/28/19).
- Earned Texas League Pitcher of the Week (7/29-8/5/18) following two 7.0-inning performances allowing one run.
- 2018 Florida State League Mid-Season All-Star.
- 2018 Arizona Fall League All-Star.
- Pitched for Surprise in the 2018 Arizona Fall League posting a 2-2 record with a 1.99 ERA over six starts with 20 strikeouts over 22.2 innings. Struck out at least three batters

AWARDS & HONORS

Arizona Fall League Rising Star
2018: Surprise

Texas League Pitcher of the Week
2018: Springfield (AA) - July 29-August 5

Florida State League Mid-Season All-Star
2018: Palm Beach (A)

Wisconsin State Summer Championship
2011: Franklin High School
2010: Franklin High School

2020

- Did not play due to COVID protocols canceling the Minor League Baseball season.



BACKGROUND/PERSONAL

- Graduated from Franklin (WI) High School. Won six varsity letters, with four in baseball and two in basketball.
- Was the team captain of the basketball team his senior year and team captain of baseball his junior year.
- Helped lead Franklin High School to back-to-back Wisconsin State Summer Baseball Championships in 2010-11. Was team captain as a junior.
- Played college baseball at East Carolina University where he was 20-8 with a 3.00 ERA over 273.1 innings pitched. Earned First Team All-American Athletic Conference in 2016. Finished his college career with 17 pick-offs.
- Earned the first win in ECU history in a Super Regional game at Texas Tech (6/10/2016) in the Lubbock Super Regional.
- Resides in Greenfield, Wisconsin.

KRUCZYNSKI 10+ STRIKEOUT GAMES

Date	Team	Opponent	SO
5/11/18	Palm Beach	at Bradenton (FSL)	10
8/5/19	Springfield	at Tulsa (TEX)	10
8/10/19	Springfield	Arkansas (TEX)	*11

**Career High*



KRUCZYNSKI, EVAN



MATTHEW LIBERATORE

52

(LIBB-er-uh-tore)

HEIGHT	WEIGHT	BATS/THROWS	BIRTH DATE	ML SERVICE
6-4	195	L/L	11/6/1999	0.000

FULL NAME: Matthew Joseph Liberatore**BORN:** Peoria, Arizona**OPENING DAY AGE:** 21

BECAME CARDINAL: Acquired from Tampa Bay Rays with C Edgardo Rodriguez and Rays Comp. B draft pick in exchange for OF José Martínez, OF Randy Arozarena and Cardinals Comp. A draft pick, Jan. 9, 2020

CONTRACT STATUS: Signed through 2021

PITCHER

COMPLETE RECORD

Year	Team	W-L	ERA	G	GS	CG	GF	SHO	SV	IP	H	R	ER	HR	HBP	BB	IBB	SO	WP	BK	BA
2018	GCL Rays	1-2	0.98	8	8	0	0	0	0	27.2	16	7	3	0	3	11	0	32	1	0	.170
2018	Princeton	1-0	3.60	1	1	0	0	0	0	5.0	5	2	2	0	0	2	0	5	0	0	.294
2019	Bowling Green	6-2	3.10	16	15	1	0	0	0	78.1	70	33	27	2	4	31	0	76	6	3	.237
2020	DID NOT PITCH -- ALTERNATE TRAINING SITE ONLY																				
MINOR TOTALS		8-4	2.59	25	24	1	0	0	0	111.0	91	42	32	2	7	44	0	113	7	3	.224

CAREER TRANSACTIONS

- Selected by the Tampa Bay Rays in the first round (16th overall) of the June 2018 First-Year Player Draft.
- Acquired by the St. Louis Cardinals from the Tampa Bay Rays along with catcher Edgardo Rodriguez and Rays Compensation draft pick B in exchange for OF José Martínez, OF Randy Arozarena and Cardinals Compensation draft pick A.

CAREER NOTES

- Ranked as the No. 2 prospect in the Cardinals organization behind outfielder Dylan Carlson by *Baseball America* and No. 2 in *MLB.com*, in the 2021 preseason rankings.
- Entered the 2020 season ranked by *Baseball America* as the No. 2 prospect in the Cardinals organization and No. 42 overall across Major League Baseball.
- Rated as having the "Best Curveball" among Cardinals minor leaguers in 2020 by *Baseball America*.
- Has allowed just two home runs over 111.0 career innings facing 459 total batters over his first two professional seasons (2018-19). Has yet to allow a home run to a right-handed batter during his professional career.
- Has been a teammate, since youth through the 2017 18U World Cup, with his close friend and Cardinals minor league third baseman Nolan Gorman.
- Helped lead Team USA 18U to the Gold Medal at the 2017 World Cup firing 12 scoreless innings in the Gold Medal Game.

- Named Under Armour All-America Game MVP in 2017 while tossing three scoreless innings in relief.
- Has not allowed a run in two career minor league postseason appearances totaling 7.1 scoreless innings.
- Named Rays Minor League Pitcher of the Month for August 2018 posting a 2-1 record with 0.79 ERA over five starts.
- Threw 4.1 scoreless innings in a no decision, as Princeton won vs. Bluefield (9/1) in Game 2 of the 2018 Appalachian League playoff semi-finals. Scattered five hits, walked two and struck out five.
- Following the 2019 season, ranked as the Midwest League's No. 2 overall prospect by *Baseball America*.
- 2018 Arizona High School Gatorade Player of the Year.

2020

- Did not pitch during the season, but was at the Alternate Training Site in Springfield.
- Made two relief appearances for St. Louis at Major League Spring Training as a 20-year old.



BACKGROUND/PERSONAL

- Graduated from Mountain Ridge High School in Glendale, Arizona.
- Had signed his letter of intent to the University of Arizona.
- Posted marks of 8-1 with an 0.93 ERA and 104 strikeouts in 60.1 innings during his senior year in 2017 (15.51 K/9 IP) earning Arizona Gatorade Player of the Year honors.
- Was a childhood teammate and friend of current Cardinals minor league infielder Nolan Gorman. Both played on the same World Cup team in 2017, winning the Gold Medal in Canada.
- Ranked by *Baseball America* as the No. 2 overall player in the 2018 draft.
- Originally selected by the Rays in the first round (16th overall) of the June, 2018 First-Year Player Draft, making him the highest drafted high school player in Rays franchise history.
- Threw 12.0 scoreless innings against Korea to win the Gold Medal Game in the 18U World Cup Championship.
- Was a member of Mountain Ridge's two State Runner-Up teams in 2016 and 2018. Lost to close friend and current teammate Nolan Gorman and Sandra Day O'Connor HS in the 2018 championship, but did not pitch in the game.
- Helped lead Mountain Ridge to the Arizona Division 1 (now Class 6A) State Runner-Up in 2016 before they were defeated by Hamilton HS led by pitcher Cole Bellinger (brother of Cody Bellinger), which came out of the elimination bracket. Defeated O'Connor High School, led by Nolan Gorman, in the Opening Game.
- Grew up idolizing Hall of Fame pitcher Sandy Koufax.
- Resides in Punta Gorda, Florida.

AWARDS & HONORS

Rays Minor League Pitcher of the Month

- 2019: Bowling Green (A) - June
- 2018: Princeton (R) - August

Baseball American Rookie All-Star

- 2018: Princeton (R)

Arizona HS State Runner-Up

- 2018: Mountain Ridge (6A)
- 2016: Mountain Ridge (Division 1)

Arizona HS Gatorade Player of the Year

- 2018: Mountain Ridge (6A)

World Cup Gold Medal - 18U

- 2017: United States

Under Armour All-America Game MVP

- 2017: American League



LIBERATORE, MATTHEW



CARLOS MARTÍNEZ

18

HEIGHT	WEIGHT	BATS/THROWS	BIRTH DATE	ML SERVICE
6-0	210	R/R	9/21/1991	7.073

FULL NAME: Carlos Ernesto Martínez

BORN: Puerta Plata, Dominican Republic

OPENING DAY AGE: 29 (turns 30 September 21)

BECAME CARDINAL: Signed as an international free agent, April 20, 2010

CONTRACT STATUS: Signed through 2021, with club options for 2022 and 2023

MLB DEBUT: May 3, 2013 at Milwaukee

PITCHER



MARTÍNEZ, CARLOS

COMPLETE RECORD

Year Team	W-L	ERA	G	GS	CG	GF	SHO	SV	IP	H	R	ER	HR	HBP	BB	IBB	SO	WP	BK	BA
2010 DSL Cardinals	3-2	*0.76	12	12	1	0	0	0	59.0	29	8	5	1	6	14	0	78	6	0	*.144
2011 Quad Cities	3-2	2.33	8	8	0	0	0	0	38.2	27	10	10	1	4	14	0	50	3	0	.196
Palm Beach	3-3	5.28	10	10	0	0	0	0	46.0	49	31	27	2	6	30	0	48	7	0	.269
2012 Palm Beach	2-2	3.00	7	7	0	0	0	0	33.0	29	12	11	0	6	10	0	34	1	0	.236
Springfield	4-3	2.90	15	14	0	0	0	0	71.1	62	27	23	6	6	22	0	58	1	2	.237
2013 Springfield	1-0	2.31	3	3	0	0	0	0	11.2	11	3	3	1	1	1	0	9	0	0	.239
Memphis	5-3	2.51	13	13	0	0	0	0	68.0	54	22	19	3	6	27	1	63	6	1	.213
ST. LOUIS	2-1	5.08	21	1	0	5	0	1	28.1	31	16	16	1	3	9	1	24	0	0	.282
2014 ST. LOUIS	2-4	4.03	57	7	0	13	0	1	89.1	90	41	40	4	4	36	8	84	8	1	.266
Memphis	1-0	0.00	2	2	0	0	0	0	10.1	6	0	0	0	0	1	0	7	0	0	.167
2015 ST. LOUIS	14-7	3.01	31	29	0	1	0	0	179.2	168	65	60	13	8	63	5	184	8	1	.250
2016 ST. LOUIS	16-9	3.04	31	31	0	0	0	0	195.1	169	68	66	15	11	70	1	174	8	0	.233
2017 ST. LOUIS	12-11	3.64	32	32	+2	0	*2	0	205.0	179	93	83	27	8	71	3	217	9	0	.232
2018 ST. LOUIS	8-6	3.11	33	18	0	9	0	5	118.2	100	48	41	5	11	60	4	117	5	0	.228
Springfield#	0-0	3.86	3	1	0	1	0	0	7.0	6	3	3	3	0	0	0	6	0	0	.222
2019 ST. LOUIS	4-2	3.17	48	0	0	38	0	24	48.1	39	18	17	2	3	18	1	53	2	0	.220
Peoria#	0-0	0.00	1	0	0	0	0	0	1.0	0	0	0	0	0	0	0	0	0	0	.000
Springfield#	0-0	4.50	1	0	0	0	0	0	2.0	4	1	1	0	1	0	0	0	0	0	.083
Memphis#	0-0	0.00	3	0	0	0	0	0	3.2	1	0	0	0	1	4	0	6	0	0	.500
2020 ST. LOUIS	0-3	9.90	5	5	0	0	0	0	20.0	32	26	22	6	0	10	2	17	0	0	.352
MINOR TOTALS	22-15	2.61	78	70	1	1	0	0	351.2	277	117	102	17	37	123	1	359	24	3	.216
MAJOR TOTALS	58-43	3.51	255	123	2	66	2	31	884.2	808	375	345	73	48	337	25	870	40	2	.243

*Led league

+Tied for League Lead

Note: Major League Uniform Numbers Worn: 62 (2013), 44 (2014), 18 (2015-present)

DIVISION SERIES RECORD

Year Team	W-L	ERA	G	GS	CG	GF	SHO	SV	IP	H	R	ER	HR	HBP	BB	IBB	SO	WP	BK	BA
2013 STL vs. PIT	0-1	9.00	3	0	0	0	0	0	2.0	1	2	2	0	0	1	0	2	0	0	.167
2014 STL vs. LAD	0-0	6.75	1	0	0	0	0	0	1.1	0	1	1	0	0	1	0	1	0	0	.000
2019 STL vs. ATL	1-1	16.20	3	0	0	2	0	0	3.1	6	6	6	2	0	3	1	4	0	0	.375
D.S. TOTALS	1-2	12.15	7	0	0	2	0	0	6.2	7	9	9	2	0	5	1	7	0	0	.269



LEAGUE CHAMPIONSHIP SERIES RECORD

Year Team	W-L	ERA	G	GS	CG	GF	SHO	SV	IP	H	R	ER	HR	HBP	BB	IBB	SO	WP	BK	BA
2013 STL vs. LAD	0-0	0.00	4	0	0	0	0	0	4.2	1	0	0	0	0	1	0	4	0	0	.077
2014 STL vs. SF	0-0	0.00	3	0	0	0	0	0	2.2	3	0	0	0	0	3	0	1	0	0	.333
2019 STL vs. WSH	0-0	0.00	1	0	0	0	0	0	0.1	0	0	0	0	0	1	1	1	1	0	.000
L.C.S. TOTALS	0-0	0.00	8	0	0	0	0	0	7.2	4	0	0	0	0	5	1	6	1	0	.174

WORLD SERIES RECORD

Year Team	W-L	ERA	G	GS	CG	GF	SHO	SV	IP	H	R	ER	HR	HBP	BB	IBB	SO	WP	BK	BA
2013 STL vs. BOS	0-0	4.50	5	0	0	1	0	0	6.0	5	3	3	0	1	1	1	5	1	0	.217

ALL-STAR GAME RECORD

Year Team	W-L	ERA	G	GS	CG	GF	SHO	SV	IP	H	R	ER	HR	HBP	BB	IBB	SO	WP	BK	BA
2015 National	SELECTED -- DID NOT APPEAR																			
2017 National	0-0	0.00	1	0	0	0	0	0	2.0	1	0	0	0	0	1	0	4	0	0	.143
ALL-STAR TOTALS	0-0	0.00	1	0	0	0	0	0	2.0	1	0	0	0	0	1	0	4	0	0	.143

WORLD BASEBALL CLASSIC RECORD

Year Team	W-L	ERA	G	GS	CG	GF	SHO	SV	IP	H	R	ER	HR	HBP	BB	IBB	SO	WP	BK	BA
2017 Dominican Republic	1-1	1.13	2	2	0	0	0	0	8.0	6	3	1	0	1	3	0	8	0	1	.194

REGULAR SEASON FIELDING RECORD

Position	PCT	G	PO	A	E	TC	DP
Pitcher	.929	258	87	110	15	212	17

Note: 2016: Led Major League pitchers in putouts (25).

2017: Tied for National League lead among pitchers in errors (4).

COMPLETE BATTING RECORD

Year Team	AVG	G	AB	R	H	2B	3B	HR	RBI	SH	SF	HBP	BB	IBB	SO	SB	CS	GDP	SLG	OBP	E
2020 ST. LOUIS	.000	0	0	0	0	0	0	0	0	0	0	0	0	0	0	0	0	0	.000	.000	1
MAJOR TOTALS	.196	259	225	13	44	8	0	1	23	17	2	3	2	0	72	0	0	3	.244	.211	15

Home Runs: 5/2/18 vs. Chicago White Sox (Lucas Giolito)

2020 SEASON HIGHS

Most IP: 5.0, 9/23 at Kansas City
Most Strikeouts: 8, 9/13 vs. Cincinnati
Most Walks: 4, 9/18 at Pittsburgh
Most Runs Allowed: 8, 9/23 at Kansas City
Most Hits Allowed: 9, 9/23 at Kansas City
Longest Winning Streak: n/a
Longest Losing Streak: 3 games, 7/28-present
Longest Scoreless Streak: 2.1 IP, 9/8

CAREER HIGHS

Most IP (Starter): 9.0, three times. Last: 9/4/17 at San Diego
Most IP (Relief): 4.0, 7/19/15 vs. New York Mets
Most Strikeouts (Starter): 13, 8/29/16 at Milwaukee
Most Strikeouts (Relief): 4, four times. Last: 6/30/19 at San Diego
Most Walks (Starter): 8, 4/15/17 at New York Yankee
Most Walks (Relief): 4, 7/19/15 vs. New York Mets
Most Runs Allowed (Starter): 8, 9/23/20 at Kansas City
Most Runs Allowed (Relief): 4, 9/17/13 at Colorado
Most Hits Allowed (Starter): 10, four times. Last: 8/30/17 at Milwaukee
Most Hits Allowed (Relief): 5, three times. Last: 7/19/15 vs. NY Mets
Longest Winning Streak: 4 games, three times. Last: 8/17-9/9/16
Longest Losing Streak: 5 games, 5/1-5/25/16
Longest Scoreless Streak: 22.1 IP, 5/20-6/5/15
10+ Strikeout Games: 10. Last: 4/15/18 at Cincinnati (11)



CAREER TRANSACTIONS

- Signed by St. Louis Cardinals as an International free agent, April 20, 2010.
- On St. Louis injured list (right latissimus strain) May 9-June 4, 2018; included injury rehabilitation assignment to Springfield (AA).
- On St. Louis injured list (right oblique strain) July 20-29, 2018.
- On St. Louis injured list (right shoulder strain) July 31-August 20, 2018; included injury rehabilitation assignment to Springfield (AA).
- On St. Louis injured list (right shoulder cuff strain) March 25-May 16, 2019; included injury rehabilitation assignments to Peoria (A), Springfield (AA) and Memphis (AAA).
- On St. Louis injured list (COVID-19), August 4-September 7, 2020.
- On St. Louis injured list (left oblique strain), September 24-end of season, 2020.

AWARDS & HONORS

National League All-Star

2015: St. Louis

2017: St. Louis

Cardinals Minor League Pitcher of the Month

2013: Memphis (AAA) - June

Caribbean Series All-Star

2021: Águilas Cibaenas

Texas League Championship

2012: Springfield (AA)

All-Star Futures Game Selection - World

2011: Palm Beach (High-A)

Dominican Summer League Mid-Season All-Star

2010: DSL Cardinals (R)

CAREER MILESTONES

Major League Debut

May 3, 2013 at Milwaukee

First Major League Start

August 8, 2013 vs. Los Angeles Dodgers

First Major League Shutout

June 10, 2017 vs. Philadelphia

First Career Strikeout

May 5, 2013 at Milwaukee
(9th inning, Carlos Gomez, swinging)

500th Career Strikeout

April 27, 2017 vs. Milwaukee
(3rd inning, Kevin Pillar, swinging)

First Major League Save

September 20, 2013 at Milwaukee

Hitting

First Major League Hit

June 27, 2014 at Los Angeles Dodgers

CAREER NOTES

- Two-time National League All-Star (2017 Player Vote and 2015 Final Fan Vote).
- In 2017, joined Dizzy Dean (1934) as the only two Cardinals to strike out four in an All-Star Game.
- Since 2015, leads all National League pitchers in GIDP induced (94) and groundball percentage (54.2).
- Of his 123 career starts, 76 have been 6.0 innings or more and 69 have registered as quality starts.
- Is one of four Cardinals in franchise history and the only active MLB pitcher with 50 or more wins and 30 or more saves in their career (58, 31), joining Dizzy Dean (134, 30), Al Brazle (97, 60), and Lindy McDaniel (66, 64).
- Is one of only nine active MLB pitchers and the only Cardinal in franchise history with 100 or more starts and 100 or more relief appearances in their careers, joining Oliver Perez (195, 691), Rich Hill (164, 292), Trevor Cahill (225, 352), Jeff Samardzija (241, 364), Drew Pomeranz (140, 262), Wade LeBlanc (120, 240), Jordan Lyles (152, 257), and Josh Tomlin (150, 251).
- Pitched for the Dominican Republic in the 2017 World Baseball Classic.
- Pitched in the Dominican Winter League for Águilas Cibaenas during three offseasons (2013-14, 2014-15, and 2020-21).
- Won 2021 Caribbean Series with Águilas.

Strikeouts

- Among pitchers with at least 800 career IP, Martínez's 8.85 strikeouts/9 IP ratio (870 SO in 884.2 IP) is the highest in franchise history and ranks 17th all-time in NL history.
- Ranks 12th in Cardinals history with 870 career strikeouts.
- Registered 608 strikeouts in his first 100 career starts, most among pitchers in Cardinals history.
- Fanned 217 batters in 2017 (205.0 IP), 10th-most all-time in Cardinals single-season history and most by a Dominican-born Cardinal, besting Jose DeLeon (208 in 1988).
- Is one of eight Cardinals to reach the 200 strikeout plateau in a season, joining Bob Gibson (9 times), Adam Wainwright (3) Jose DeLeon (2), Chris Carpenter (1), Steve Carlton (1) Sam Jones (1), and Jack Flaherty (1).
- Martínez (25 yrs in 2017), teammate Jack Flaherty (23 yrs in 2019) and Hall of Famer Steve Carlton (24 yrs in 1969) are the only Cardinals age 25 or younger to reach 200 strikeouts in a season.



Postseason Career

- Co-owns the MLB Postseason rookie record for appearances (12 in 2013) with Cleveland's Julian Tavarez (1995) and holds (5 in 2013) with Boston's Ryan Brasier (2018).
- Made five World Series relief outings in 2013, tying the 2011 trio of Jason Motte, Lance Lynn, and Octavio Dotel for most appearances by a Cardinal in a World Series.
- Has not allowed a run in eight League Championship Series relief appearances (7.2 IP), T3rd-most most appearances without allowing a run in LCS history behind current teammate Andrew Miller (10) and Kelvin Herrera (9).

2020

- Returned to the starting rotation for the first time since 2018 and made five starts in shortened season.
- Combined he missed 33 games due to COVID-19 (8/4-9/7) and a left oblique strain (9/24-end of season).
- Made his season debut on 7/28 at Minnesota, his first start since 7/30/18. Allowed six runs in 3.2 IP.
- Was 0-2 with a 8.82 ERA (16.1 IP) four September starts.
- Allowed a career-high eight runs in his final start of the season on 9/23 against Kansas City.
- Following the season, pitched in the Dominican Winter League for Águilas Cibaeñas, which topped Yadier Molina's Puerto Rican team on its way to winning the Caribbean Series in Mazatlan, Mexico.
- Went 1-0 with a 1.84 ERA (14.2) in three starts and was named a 2021 Caribbean League Series All-Star.

BACKGROUND/PERSONAL

- Previously known as Carlos Matias before the 2011 season.
- Following the passing of his mother when he was eight months old, his birth was declared to the Dominican government under the Matias surname by his grandmother, Marta Martinez, and uncle, Winton Matias.
- Originally signed with the Boston Red Sox, but failed Major League Baseball's identity investigation due to discrepancies over his name and date of birth.
- Initially was suspended for one year, and later had his contract voided after investigation.
- Signed with the Cardinals in 2010.
- Switched from uniform No. 44 to No. 18 in 2015 as tribute to his teammate and friend Oscar Taveras, who was killed in an automobile accident in October of 2014.
- Sports the nickname "Tsunami".
- Founded Tsunami Waves Foundation in 2015, a non-profit organization that benefits underprivileged children in need in St. Louis and Dominican Republic communities.
- Partnered with Albert Pujols's Foundation to bring American doctors and volunteers on a medical mission trip to the Dominican Republic.
- Signed a five-year contract through 2021 with club options for 2022 & 2023 on February 2, 2017.
- Married to Laura Rivas and has two children, Kevin and Kenny.
- Resides in Puerto Plata, Dominican Republic.

MOST DOUBLE-DIGIT STRIKEOUT GAMES BY A CARDINAL - CAREER

Rank	Games	Seasons
1.	Bob Gibson 74	1959-75
2.	Chris Carpenter 14	2004-12
3.	Steve Carlton 13	1965-71
4.	Matt Morris 10	1997-98, '2000-05
	Andy Benes 10	1996-97, 2000-02
	Adam Wainwright 10	2005-10, '12-20
	Carlos Martínez 10	2013-20
8.	Sam Jones 9	1957-58, '63
	Lance Lynn 9	2011-15, '17
	José DeLeón 9	1988-92
	Jack Flaherty 9	2017-20

MOST STRIKEOUTS ALL-TIME IN CARDINALS HISTORY

Rank	Strikeouts	Seasons
1.	Bob Gibson 3,117	1959-75
2.	Adam Wainwright 1,830	2005-20
3.	Dizzy Dean 1,095	1930-37
4.	Chris Carpenter 1,085	2004-12
5.	Bob Forsch 1,079	1974-88
6.	Matt Morris 986	1997-2005
7.	Jesse Haines 979	1920-37
8.	Steve Carlton 951	1965-71
9.	Bill Doak 938	1913-29
10.	Lance Lynn 919	2011-17
11.	Larry Jackson 899	1955-62
12.	Carlos Martínez 870	2013-pres

HIGHEST ALL-TIME STRIKEOUTS/9.0 IP RATIO IN NATIONAL LEAGUE HISTORY

NL Rank	SO	IP	SO/9
1.	Billy Wagner 1,174	889.1	11.88
2.	Max Scherzer 1,703	1,344.1	11.40
3.	Randy Johnson 2,330	1,866.1	11.24
4.	Stephen Strasburg 1,697	1,443.2	10.58
5.	Jacob deGrom 1,359	1,169.2	10.46
6.	Kerry Wood 1,470	1,279.0	10.34
7.	Aaron Nola 922	842.2	9.85
8.	Clayton Kershaw 2,526	2,333.0	9.74
9.	Oliver Perez 1,324	1,272.1	9.37
10.	Trevor Hoffman 1,133	1,089.1	9.36
11.	Tim Lincecum 1,704	1,643.2	9.33
12.	Sandy Koufax 2,396	2,324.1	9.28
13.	Pedro Martinez 1,471	1,443.2	9.17
14.	Nolan Ryan 2,359	2,364.2	8.98
15.	Curt Schilling 2,500	2,516.2	8.94
16.	Patrick Corbin 1,135	1,147.2	8.90
17.	Carlos Martínez 870	884.2	8.85

minimum 800.0 career innings pitched

MARTINEZ, CARLOS



EVAN MENDOZA

70

HEIGHT	WEIGHT	BATS/THROWS	BIRTH DATE	ML SERVICE
6-2	200	R/R	6/28/1996	0.000

FULL NAME: Evan Manuel Mendoza

BORN: Sarasota, Florida

OPENING DAY AGE: 24 (Turns 25 on June 28)

BECAME CARDINAL: Selected in the 11th round (334th overall) of the June, 2017 First-Year Player Draft

CONTRACT STATUS: Signed through 2021

INFILDER (NON-ROSTER)



MENDOZA, EVAN

COMPLETE RECORD

Year	Team	AVG	G	AB	R	H	2B	3B	HR	RBI	SH	SF	HBP	BB	IBB	SO	SB	CS	GDP	SLG	OBP	E
2017	Peoria	.270	18	74	9	20	6	1	1	8	0	1	0	2	1	15	2	0	2	.419	.286	5
	State College	.370	41	162	34	60	14	3	3	28	1	1	2	16	0	33	1	2	4	.549	.431	4
2018	Springfield	.254	98	366	36	93	12	2	5	26	2	1	3	30	1	77	1	1	8	.339	.315	10
	Palm Beach	.349	37	149	22	52	7	0	3	16	2	0	2	9	0	27	1	0	4	.456	.394	5
2019	Memphis	.313	6	16	3	5	1	0	0	1	0	0	0	3	0	2	0	0	0	.375	.421	2
	Springfield	.248	54	206	20	51	8	1	1	20	0	2	0	14	0	44	5	1	5	.311	.293	3
2020	DID NOT PLAY -- ALTERNATE TRAINING SITE ONLY																					
MINOR TOTALS		.289	254	973	124	281	48	7	13	99	5	5	7	74	2	198	10	4	23	.393	.342	29

CAREER NOTES

- Missed most of the 2019 season returning from a broken right arm injury suffered mid-season in Memphis (AAA) as he crashed into the side wall at AutoZone Park in pursuit of a foul ball while playing third base vs. Salt Lake (6/14), breaking his right arm.
- Participated in early workouts and seminars as part of the Cardinals two-week Instructional Camp in January 2020.
- Was not a non-roster invite during 2019 Spring Training, but appeared in 15 games in Major League camp as Paul Goldschmidt's backup at first base after an injury to Rangel Ravelo early in camp.
- Led all Cardinals minor league players in 2018 appearing in 135 games and ranked 3rd with a career-high 145 hits.
- Has been named to two Minor League All-Star teams (2017 New York-Penn League & 2018 Florida State League) but was promoted prior to playing in either.
- Collected his first multi-home run game by smacking a pair of home runs at Bradenton (5/10/18) going 3-for-5 with three RBI and two runs, just down the road from where he grew up in Sarasota.

MENDOZA MINUTIA

Evan Mendoza is the Lead content designer for Stadium Custom Kicks, one of the most popular shoe/cleat customizers in Major League Baseball.



He creates digital designs of shoes and cleats and then sells the concepts to professional athletes and even some amateur athletes. The company then paints the shoe or cleat based off of his designs.

Hundreds of Major League Baseball players are clientele of Stadium Custom Kicks and some of his bigger clients have been All-Star Major Leaguers Robinson Canó, Eugenio Suárez and former College Football All-American and NFL player Reggie Bush. Clientele includes pro athletes from MLB, NFL, NBA, MLS, USWNT, PGA, Lacrosse and Rugby.



CAREER NOTES CONTINUED...

- Led 2017 Cardinals minor leaguers in batting (.339) and OPS (.896); while ranking among leaders in on-base pct. (.388, 7th), slugging (.508, 2nd) and triples (4, T8th)
- 2017 Baseball America Short-Season All-Star for State College (A).
- Honored as a New York-Penn League Player of the Week in consecutive weeks (7/30 & 8/6). Batted .542 (13-28) with five doubles, a triple and five RBI (7/24-30); and .407 (11-27) with two doubles, a triple, two home runs, six RBI and seven runs (8/1-6).
- Honored as Cardinals Minor League Player of the Month for May 2017 after batting .369 (38-103) with 2 HR and 10 RBI in 28 games while playing at the High-A and Double-A levels.

2020

- Did not play the 2020 season due to COVID-19, but reported to the Alternate Training Site in Springfield.
- Was not recalled to St. Louis for the Taxi Squad.
- Played for Colombia in the 2021 Caribbean World Series playing mostly at third base. Ranked 2nd on the team in batting at a .263 (5-19) clip with an RBI and two walks.

BACKGROUND/PERSONAL

- Graduated from Sarasota High School, the same high school that produced current Major League players Ian Desmond, Scooter Gennett and Erik Skoglund.

AWARDS & HONORS

Florida State League Mid-Season All-Star
2018: Palm Beach (High-A)

New York-Penn League Mid-Season All-Star
2017: State College (A)

Cardinals Minor League Player of the Month
2018: Palm Beach (A) - May

New York-Penn League Player of the Week
2017: State College (A) - July 31- Aug. 6
2017: State College (A) - July 24-30

Baseball America Short-Season All-Star
2017: State College (A)

- Played college baseball at North Carolina State University where he was a teammate of current Cardinals catcher Andrew Knizner.
- Led the 2016 Wolfpack in batting (.362) and posted the 3rd-longest hitting streak in school history at 23 games, three games shy of tying the school record.
- Resides in Sarasota, Florida.

MENDOZA, EVAN





MILES MIKOLAS

39

(MY-koh-lahs)

HEIGHT	WEIGHT	BATS/THROWS	BIRTH DATE	ML SERVICE
6-4	230	R/R	8/23/1988	4.037

FULL NAME: Miles Tice Mikolas

BORN: Jupiter, Florida

OPENING DAY AGE: 32 (Turns 33 on August 23)

BECAME CARDINAL: Signed as a free agent, December 5, 2017

CONTRACT STATUS: Signed through 2023

MLB DEBUT: May 5, 2012 vs. Miami

PITCHER



MIKOLAS, MILES

COMPLETE RECORD

Year Team	W-L	ERA	G	GS	CG	GF	SHO	SV	IP	H	R	ER	HR	HBP	BB	IBB	SO	WP	BK	BA
2009 Eugene	1-8	5.94	15	11	0	0	0	0	53.0	77	47	35	1	5	9	0	39	3	0	.332
2010 Fort Wayne	6-3	2.20	*60	0	0	30	0	13	81.2	76	27	20	3	0	15	2	78	6	0	.240
2011 Lake Elsinore	3-0	1.13	34	0	0	30	0	12	39.2	31	5	5	1	3	9	2	42	0	0	.214
San Antonio	1-0	1.67	28	0	0	20	0	9	32.1	29	6	6	0	0	6	0	27	1	0	.240
2012 San Antonio	1-1	2.92	12	0	0	10	0	4	12.1	16	6	4	0	0	3	0	11	1	0	.320
Tucson	2-1	3.20	17	0	0	6	0	0	19.2	20	8	7	1	0	8	0	17	1	0	.260
San Diego	2-1	3.62	25	0	0	0	0	0	32.1	32	15	13	4	2	15	0	23	2	0	.256
2013 San Diego	0-0	0.00	2	0	0	1	0	0	1.2	0	0	0	0	1	1	0	1	0	0	.000
Tucson	4-2	3.25	54	0	0	50	0	26	61.0	62	25	22	6	0	17	1	40	3	1	.265
2014 Round Rock	5-1	3.22	16	6	0	7	0	2	44.2	53	20	16	3	0	3	0	38	2	1	.283
Texas	2-5	6.44	10	10	0	0	0	0	57.1	64	43	41	8	4	18	2	38	0	1	.278
2015 Yomiuri (Japan)	13-3	1.92	21	21	4	0	2	0	145.0	107	34	31	8	1	23	0	107	3	1	---
2016 Yomiuri (Japan)	4-2	2.45	14	14	1	0	0	0	91.2	84	35	25	10	4	23	0	84	0	0	---
2017 Yomiuri (Japan)	14-8	2.25	27	*27	0	0	0	0	*188.0	162	53	47	10	*11	23	0	*187	4	1	---
2018 ST. LOUIS	+18-4	2.83	32	32	1	0	+1	0	200.2	*186	70	63	16	7	29	4	146	2	1	.245
2019 ST. LOUIS	9-14+	4.16	32	32	1	0	1	0	184.0	193	90	85	27	12	32	1	144	5	2	.272
2020 ST. LOUIS	INJURED - DID NOT PITCH																			
JAPAN TOTALS	31-13	2.18	62	62	5	0	2	0	424.2	353	122	103	28	16	69	0	378	7	2	---
MINOR TOTALS	23-16	3.01	236	17	0	153	0	66	344.1	364	144	115	15	8	70	5	292	17	2	.267
MAJOR TOTALS	31-24	3.82	101	74	2	10	2	0	476.0	475	218	202	55	26	95	7	352	9	4	.260

* Led League

+Tied for League Lead

Note: Major League Uniform Numbers Worn: 39 (2012-13, *18-present), 36 (2014),

DIVISION SERIES RECORD

Year Team	W-L	ERA	G	GS	CG	GF	SHO	SV	IP	H	R	ER	HR	HBP	BB	IBB	SO	WP	BK	BA
2019 STL vs. ATL	1-0	1.50	2	1	0	0	0	0	6.0	3	1	1	0	0	2	0	2	0	0	.143

LEAGUE CHAMPIONSHIP SERIES RECORD

Year Team	W-L	ERA	G	GS	CG	GF	SHO	SV	IP	H	R	ER	HR	HBP	BB	IBB	SO	WP	BK	BA
2019 STL vs. WSH	0-1	1.50	1	1	0	0	0	0	6.0	7	1	1	0	0	2	1	7	0	0	.280



REGULAR SEASON FIELDING RECORD

Position	PCT	G	PO	A	E	TC	DP
Pitcher	.957	101	38	72	5	115	6

Note: 2019: Tied for 1st among MLB pitchers in fielding pct. (1.000)

REGULAR SEASON BATTING RECORD

Year Team	AVG	G	AB	R	H	2B	3B	HR	RBI	SH	SF	HBP	BB	IBB	SO	SB	CS	GDP	SLG	OBP	E
2019 ST. LOUIS	.136	32	59	1	8	1	0	0	2	3	0	0	0	0	27	0	0	0	.153	.136	0
JAPAN TOTALS	.110	62	145	10	16	5	0	2	8	10	0	0	2	0	76	0	1	2	.186	.122	0
MAJOR TOTALS	.135	101	126	5	17	2	0	2	8	9	1	0	2	0	61	0	0	0	.198	.147	5

Home Runs: 4/2/18 at Milwaukee (1st Major League Hit) • 8/24/18 at Colorado

CAREER TRANSACTIONS

- Selected by the San Diego Padres in the seventh round (204th overall) of the 2009 June, First-Year Player Draft.
- Acquired by the Pittsburgh Pirates along with INF Jaff Decker from the San Diego Padres in exchange for OF Alex Dickerson, November 25, 2013.
- Acquired by the Texas Rangers from the Pittsburgh Pirates in exchange for INF Chris McGuiness, December 30, 2013.
- Signed by the Yomiuri Giants of the Japanese Central League, November 25, 2014.
- Signed by the St. Louis Cardinals as a free agent, December 5, 2017.
- On St. Louis paternity list, July 18-20, 2018.
- On St. Louis injured list (right forearm strain), July 25-end of season, 2020.

2019 SEASON HIGHS

Most IP: 9.0, 7/15 vs. Pittsburgh
Low-Hit Complete Game: 8, 7/15 vs. Pittsburgh
Most Strikeouts: 10, 8/27 at Milwaukee
Most Walks: 4, 9/6 at Pittsburgh
Most Runs Allowed: 7, 5/17 at Texas
Most Hits Allowed: 9, 5/17 at Texas
Most HRs Allowed: 3, twice. Last: 4/26 vs. Cincinnati
Longest Winning Streak: 2 games, 3x. Last: 8/27-9/12.
Longest Losing Streak: 5 games, 5/11-6/12
Longest Scoreless Streak: 15.0, 7/15-7/20

CAREER HIGHS

Most IP (Starter): 9.0, twice. Last: 7/15/19 vs. Pittsburgh
Most IP (Relief): 2.2, twice. Last: 9/8/12 vs. Arizona
Most Strikeouts (Starter): 10, 8/27/19 at Milwaukee
Most Strikeouts (Relief): 3, twice. Last: 9/8/12 vs. Arizona
Most Walks (Starter): 4, 3x. Last: 9/6/19 at Pittsburgh
Most Walks (Relief): 2, four times. Last: 8/15/12 at Atlanta
Most Runs Allowed (Starter): 10, 8/13/14 vs. Tampa Bay
Most Runs Allowed (Relief): 4, 9/1/12 at Colorado
Most Hits Allowed (Starter): 12, 3x. Last: 9/5/18 at Washington
Most Hits Allowed (Relief): 4, twice. Last: 9/8/12 vs. Arizona
Most HRs Allowed: 3, 4x. Last: 4/26/19 vs. Cincinnati
Longest Winning Streak: 6 games, 4/2-5/21/18
Longest Losing Streak: 5 games, 5/11-6/12/19
Longest Scoreless Streak: 15.0, 7/15-7/20/19
Complete Games: 2, twice. Last: 7/15/19 vs. Pittsburgh
Low-Hit Complete Game: 4, 5/21/18 vs. Kansas City
Shutouts: 2, twice. Last: 7/15/19 vs. Pittsburgh
10+ Strikeout Games: 1. 10, 8/27/19 at Milwaukee
Last Relief Appearance: 7/31/13 vs. Cincinnati



CAREER NOTES

- Is lifetime 13-10 with a 2.56 ERA (200.2 IP) at Busch Stadium. His 2.56 ERA ranks as the 4th-lowest in Busch Stadium III history (minimum 100.0 innings).
- Became the first Cardinal and only the sixth NL pitcher (last Orel Hershiser in 1988-89) to lead the league in wins (2018) one season and losses (2019) the next. (*Elias*)
- Since 1988, owns two of the top six single-season records for highest percentages of first pitch strikes (71.1-1st and 65.8-6th).
- Walked two or fewer batters in 43 straight starts (July 4, 2018-Sept. 1, 2019), longest by a Cardinal in franchise history and surpassing the Cardinals previous best of 39 games by Curt Davis (July 3, 1938-Sept. 3, 1939).
- 2018 Finalist for National League Comeback Player of the Year by MLBPA Player's Choice Awards, in a voting by his peers.
- In 64 total starts over a two-season span (2018-19) after signing with St. Louis, the Cardinals sported a 41-23 record (.641 win pct.). Over that timespan, those 41 team wins were tied with Jon Lester (41-22 Cubs record) for most by any National League starting pitcher.
- Despite missing the 2020 season due to injury, ranks among National League leaders in most starts while issuing zero walks (22, 3rd), one walk or fewer (49, 2nd), and two walks or fewer (62, 3rd).
- From 2018-19, walked 61 total batters in 64 starts (384.2 innings) for a 1.43 walks/9. Only Hyun-Jin Ryu (1.32) sported a lower walks/9 ratio over that time span.
- From 2018-19, Mike Leake (61 walks, 63 starts) and Hyun-Jin Ryu (39 walks, 44 starts) were the only MLB pitchers to issue fewer walks than starts (minimum 30 starts)
- Pitched three seasons in the Japanese Central League (2015-17) and was a combined 31-13 with 2.25 ERA in 62 starts for the Yomiuri Giants.
- Signed a four-year contract extension through the 2023 season on February 26, 2019.

2018 All-Star Season

- Finished 6th in the 2018 NL Cy Young Award voting.
- Selected by MLB to represent the Cardinals on the 2018 National League All-Star team in Washington D.C., his first career MLB All-Star nod. Missed the game to return home to Jupiter, Fla., with his wife Lauren, as they welcomed twin daughter (Madelyn) and son (Miles) on July 16, 2018.
- Was the first Cardinals starting pitcher in franchise history to earn an All-Star nod in his first season after signing as a free agent, and the only non-rookie player selected in 2018 who didn't play in the Majors the previous year.
- Co-led the NL in wins (18) with Max Scherzer and Jon Lester, becoming the first in franchise history to do so in his very first season with the Redbirds.
- The last Cardinal to win 18 games in his first season with the Redbirds was Darryl Kile (20 in 2000).

AWARDS & HONORS

National League All-Star

2018: St. Louis (DNP)

Darryl Kile Award

2018: St. Louis

St. Louis BBWAA J.G. Taylor Spink Baseball Man of the Year

2018 (w/ Matt Carpenter)

Midwest League Mid-Season All-Star

2010: Fort Wayne (A)

Japanese Central League MVP of the Month

2017: Yomiuri Giants - August

2015: Yomiuri Giants - June

CAREER MILESTONES

Major League Debut

May 5, 2012 vs. Miami

First Major League Win

May 20, 2012 vs. Los Angeles Angels

First Major League Strikeout

May 5, 2012 vs. Miami
(9th inning, looking, John Buck)

First Major League Start

July 2, 2014 at Baltimore

100th Major League Strikeout

May 21, 2018 vs. Kansas City
(1st inning, Jon Jay, swinging)

Hitting

First Major League Hit / Home Run

April 2, 2018 at Milwaukee
(Zach Davies, 5th inning, 2-run)

- His league-leading .818 winning percentage was the 2nd-highest single-season qualifying mark in Cardinals history behind Kyle Lohse (.842, 16-3) in 2012.
- Was a perfect 10-0 on the road, becoming only the 3rd MLB pitcher (dating to 1908) to post a 1.000 road winning pct. while winning 10 or more games, joining Greg Maddux (13-0 for 1995 Braves) and Jimmy Key (10-0 for 1994 Yankees).
- Joined Eddie Yuhas (9-0 in 1952) as one of only two pitchers in Cardinals history with a perfect road winning percentage (since 1913).

**LOWEST CAREER ERA AT BUSCH STADIUM III**

Rank	W-L	ERA	IP	Seasons
1. John Lackey	14-4	2.08	181.1	2014-17
2. Dakota Hudson	12-3	2.49	133.2	2018-20
3. Shelby Miller	14-9	2.46	208.1	2012-15
4. Miles Mikolas	13-10	2.56	200.2	2012-19
5. Chris Carpenter	32-15	2.61	476.1	2006-12

*Minimum 100.0 innings pitched***HIGHEST SINGLE-SEASON FIRST PITCH STRIKE PERCENTAGE BY A CARDINAL**

Rank	Season	Pct.
1. Miles Mikolas*	2018	71.1
2. John Lackey	2015	71.0
3. Kyle Lohse	2012	68.6
4. Adam Wainwright*	2020	67.6
5. Kyle Lohse*	2011	67.4
6. Miles Mikolas	2019	65.8

** Led National League (since 1988)***PITCHERS TO ISSUE EQUAL NUMBER OF WALKS OR FEWER THAN STARTS (2018-19)**

Pitcher	Season	Team(s)	GS	BB
Miles Mikolas	2018	Cardinals	32	29
Nate Eovaldi	2018	Rays/Red Sox	21	20
Miles Mikolas	2019	Cardinals	32	32
Mike Leake	2019	Mariners/Dbacks	32	27
Zack Greinke	2019	Dbacks/Astros	33	30

*Minimum 20 starts***PITCHERS IN MLB HISTORY WITH 10+ ROAD WINS AND 1.000 WIN PCT. (SINCE 1908)**

Pitcher	Season	Team	W-L	GS	IP
Jimmy Key	1994	Yankees	10-0	11	77.0
Greg Maddux	1995	Braves	13-0	15	112.2
Miles Mikolas	2018	Cardinals	10-0	16	97.0

MOST WINS IN FIRST FULL SEASON AS A BROWN/ PERFECTO/ CARDINAL

Rank	Season	W-L	Innings
1. Cy Young	1899	26-16	369.1
2. Jack Powell	1899	23-19	373.0
3. Kid Nichols	1904	21-13	317.0
Pete Alexander	1927	21-10	268.0
Red Barrett	1945	21-9	246.2
John Tudor	1985	21-8	275.0
7. Kid Gleason	1892	20-24	400.0
Jack Taylor	1904	20-19	352.0
Darryl Kile	2000	20-9	232.1
10. Paul Dean	1934	19-11	233.1
Jeff Pfeffer	1922	19-12	261.1
12. Lon Warneke	1937	18-11	238.2
Ken Burkhardt	1945	18-8	217.1
Andy Benes	1996	18-10	230.1
Miles Mikolas	2018	18-4	200.2

Postseason Career

- His 1.50 ERA (12.0 IP) during the 2019 Postseason ranked as the 2nd-lowest behind Dodgers Walker Buehler's 0.71 (minimum 12.0 IP).
- In his only career relief appearance since joining St. Louis in 2018 (regular season and postseason), hurled a scoreless 10th inning on 10 pitches to earn the win in the 5-4 extra-inning victory over Atlanta in 2019 NLDS Game 4. Became the first Cardinals starting pitcher to earn a win as a reliever in extra innings since Lance Lynn in Game 1 of the 2013 NLCS vs. Los Angeles (13 innings).
- His 3rd inning double in Game 1 of 2019 NLDS on Oct. 3 at Atlanta was the last hit by a pitcher hitting for himself.
- In the 2019 in NLCS Game 1 vs. Washington (6.0 IP, 7 H 1 R, 7 SO, 2 BB), became the just the 3rd pitcher in NLCS history to record at least seven strikeouts while allowing one run or fewer and suffer the loss, joining Dave Dravecky (1987 Padres) and Hall of Famer Tom Glavine (1991 Braves).

2020

- Missed the entire season after undergoing surgery to repair a flexor tendon in his right arm.
- Did not pitch during Spring Training and was limited to non-throwing drills.
- Received platelet-rich plasma injections to treat soreness in his right flexor tendon strain.
- His only appearance in 2020 came during Summer Camp, throwing 4.0 innings on 7/22 vs. Kansas City in exhibition at Busch Stadium.
- Opened the season on the active roster, but was placed on 10-day injured list with a right forearm strain (7/25). Transferred to the 60-day injured list on 8/9.

BACKGROUND/PERSONAL

- Graduated from Jupiter (Fla.) High School in 2006.
- Played college baseball at Nova Southeastern University in Fort Lauderdale, Fla.
- Originally selected by the Padres in the 7th round of the June, 2009 First-Year Player Draft after his junior season. In 2019, remains NSU's highest draft pick in program history.
- Earned his undergraduate degree from NSU in Sport and Recreation Management in 2013 after utilizing his off-seasons to complete his degree.
- Inducted into the NSU Department of Athletics 2019 Hall of Fame in 2019.
- 2018 Darryl Kile Award recipient, voted on by his teammates.
- 2018 recipient of the Missouri Athletic Club's Sports Personality of the Year award.
- He and his wife, Lauren, reside in Jupiter, Fla. with their three children: Lillianne (3) and twins Madelyn and Miles (7/16/18).



ANDREW MILLER

21

HEIGHT	WEIGHT	BATS/THROWS	BIRTH DATE	ML SERVICE
6-7	205	L/L	5/21/1985	12.062

FULL NAME: Andrew Mark Miller

BORN: Gainesville, Florida

OPENING DAY AGE: 35 (Turns 36 on May 21)

BECAME CARDINAL: Signed as a free agent, December 21, 2018

CONTRACT STATUS: Signed through 2021

MLB DEBUT: Aug. 30, 2006 vs. New York Yankees

PITCHER



MILLER, ANDREW

COMPLETE RECORD

Year	Team	W-L	ERA	G	GS	CG	GF	SHO	SV	IP	H	R	ER	HR	HBP	BB	IBB	SO	WP	BK	BA
2006	Lakeland	0-0	0.00	3	0	0	0	0	0	5.0	2	0	0	0	1	1	0	9	1	0	.116
	Detroit	0-1	6.10	8	0	0	3	0	0	10.1	8	9	7	0	2	10	0	6	1	0	.205
2007	Lakeland	1-4	3.48	7	7	2	0	1	0	41.1	43	21	16	1	3	15	0	28	1	0	.264
	Erie	2-0	0.59	4	4	0	0	0	0	30.2	22	3	2	2	4	5	0	24	2	0	.208
	Detroit	5-5	5.63	13	13	0	0	0	0	64.0	73	43	40	8	7	39	0	56	4	1	.282
	Toledo	0-0	9.00	2	2	0	0	0	0	6.0	6	6	6	0	0	5	0	9	1	0	.250
2008	GCL Marlins#	0-1	18.00	1	1	0	0	0	0	1.0	2	2	2	0	0	1	0	0	0	0	.400
	Jupiter#	1-0	0.71	4	2	0	0	0	0	12.2	10	1	1	1	0	1	0	11	2	0	.217
	Carolina#	0-0	3.18	1	1	0	0	0	0	5.2	2	2	2	0	1	4	0	6	0	0	.118
	Florida	6-10	5.87	29	20	0	1	0	0	107.1	120	78	70	7	4	56	4	89	4	0	.289
2009	Florida	3-5	4.84	20	14	0	1	0	0	80.0	85	52	43	7	2	43	1	59	10	0	.273
	Jupiter#	0-0	2.25	1	1	0	0	0	0	4.0	3	1	1	0	0	1	0	5	0	0	.200
	Jacksonville#	0-0	1.50	1	1	0	0	0	0	6.0	5	1	1	0	0	2	0	5	0	0	.238
	GCL Marlins	0-0	2.57	2	2	0	0	0	0	7.0	8	2	2	0	0	4	0	10	2	1	.286
	New Orleans	1-2	7.71	3	3	0	0	0	0	11.2	9	10	10	0	1	13	0	16	1	0	.209
2010	Jupiter	1-1	1.72	3	3	0	0	0	0	15.2	8	8	3	0	1	15	0	23	2	0	.145
	Jacksonville	1-8	6.01	18	18	0	0	0	0	85.1	98	63	57	6	5	61	1	66	10	0	.294
	Florida	1-5	8.54	9	7	0	1	0	0	32.2	51	34	31	6	1	26	2	28	5	0	.372
2011	Pawtucket	3-3	2.47	13	12	0	0	0	0	65.2	42	22	18	2	3	35	0	61	1	0	.181
	Boston	6-3	5.54	17	12	0	2	0	0	65.0	77	43	40	8	3	41	0	50	2	1	.302
2012	Greenville#	0-0	0.00	2	1	0	0	0	0	2.0	2	0	0	0	1	0	0	3	0	0	.286
	Pawtucket#	0-0	5.73	10	0	0	1	0	1	11.0	4	7	7	1	1	14	0	23	1	0	.105
	Boston	3-2	3.35	53	0	0	4	0	0	40.1	28	15	15	3	2	20	1	51	1	0	.194
2013	Boston	1-2	2.64	37	0	0	11	0	0	30.2	25	12	9	3	2	17	0	48	2	0	.217
2014	Boston	3-5	2.34	50	0	0	12	0	0	42.1	25	13	11	2	4	13	2	69	2	0	.168
	Baltimore	2-0	1.35	23	0	0	3	0	1	20.0	8	3	3	1	1	4	0	34	1	0	.119
2015	New York (AL)	3-2	2.04	60	0	0	53	0	36	61.2	33	16	14	5	5	20	1	100	2	0	.151
	Scranton/W-B#	0-0	0.00	1	0	0	0	0	0	1.0	2	0	0	0	0	0	0	1	0	0	.500
2016	New York (AL)	6-1	1.39	44	0	0	16	0	9	45.1	28	8	7	5	2	7	0	77	0	0	.174
	Cleveland	4-0	1.55	26	0	0	7	0	3	29.0	14	5	5	3	0	2	0	46	1	0	.139
2017	Cleveland	4-3	1.44	57	0	0	6	0	2	62.2	31	11	10	3	5	21	0	95	1	0	.144
	Columbus#	0-0	0.00	1	0	0	0	0	0	1.0	0	0	0	0	0	0	0	2	0	0	.000
2018	Cleveland	2-4	4.24	37	0	0	5	0	2	34.0	31	16	16	3	5	16	1	45	1	0	.233
	Columbus#	0-0	1.93	5	0	0	0	0	0	4.2	2	1	1	1	0	0	0	6	0	0	.125
	Akron#	0-0	108.00	1	0	0	0	0	0	0.1	2	4	4	0	1	1	0	0	0	0	1.000
	Lake County#	0-0	27.00	1	0	0	0	0	0	0.2	3	4	2	0	0	0	0	1	0	0	.500
2019	ST. LOUIS	5-6	4.45	73	0	0	11	0	6	54.2	45	32	27	11	8	27	1	70	4	0	.225
2020	ST. LOUIS	1-1	2.77	16	0	0	5	0	4	13.0	9	4	4	0	3	5	0	16	2	0	.191
MINOR TOTALS		10-19	3.82	84	58	2	1	1	1	318.1	275	158	135	14	22	178	1	309	24	1	.233
MAJOR TOTALS		55-55	3.99	572	66	0	141	0	63	793.0	691	394	352	75	56	367	13	939	43	2	.233

Injury Rehabilitation Assignment



WILD CARD SERIES RECORD

Year Team	W-L	ERA	G	GS	CG	GF	SHO	SV	IP	H	R	ER	HR	HBP	BB	IBB	SO	WP	BK	BA
2015 NYY vs. HOU	0-0	0.00	1	0	0	1	0	0	1.0	0	0	0	0	0	0	0	2	0	0	.000
2020 STL vs. SD	0-0	0.00	1	0	0	0	0	0	0.2	1	0	0	0	1	0	0	0	0	0	.333
W.C. TOTALS	0-0	0.00	2	0	0	1	0	0	1.2	1	0	0	0	1	0	0	2	0	0	.167

DIVISION SERIES RECORD

Year Team	W-L	ERA	G	GS	CG	GF	SHO	SV	IP	H	R	ER	HR	HBP	BB	IBB	SO	WP	BK	BA
2014 BAL vs. DET	0-0	0.00	2	0	0	0	0	0	3.1	0	0	0	0	0	1	0	3	0	0	.000
2016 CLE vs. BOS	1-0	0.00	2	0	0	0	0	0	4.0	2	0	0	0	0	2	0	7	0	0	.154
2017 CLE vs. NYY	0-1	1.80	4	0	0	0	0	0	5.0	4	1	1	1	0	2	0	8	0	0	.222
2018 CLE vs. HOU	0-0	0.00	2	0	0	0	0	0	0.1	1	0	0	0	0	3	1	0	1	0	.500
2019 STL vs. ATL	0-0	0.00	3	0	0	0	0	0	2.0	0	0	0	0	1	2	0	1	0	0	.000
D.S. TOTALS	1-1	0.61	13	0	0	0	0	0	14.2	7	1	1	1	1	10	1	19	1	0	.146

LEAGUE CHAMPIONSHIP SERIES RECORD

Year Team	W-L	ERA	G	GS	CG	GF	SHO	SV	IP	H	R	ER	HR	HBP	BB	IBB	SO	WP	BK	BA
2014 BAL vs. KC	0-0	0.00	3	0	0	0	0	0	4.0	1	0	0	0	0	1	0	5	0	0	.083
2016 CLE vs. TOR	0-0	0.00	4	0	0	1	0	1	7.2	3	0	0	0	0	0	0	14	0	0	.120
2019 STL vs. WSH	0-0	0.00	3	0	0	1	0	0	3.0	1	0	0	0	0	0	0	5	0	0	.100
L.C.S. TOTALS	0-0	0.00	10	0	0	2	0	1	14.2	5	0	0	0	1	0	0	24	0	0	.106

WORLD SERIES RECORD

Year Team	W-L	ERA	G	GS	CG	GF	SHO	SV	IP	H	R	ER	HR	HBP	BB	IBB	SO	WP	BK	BA
2016 CLE vs. CHI	1-0	3.52	4	0	0	0	0	0	7.2	7	3	3	2	0	3	0	9	0	0	.241

ALL-STAR GAME RECORD

Year Team	W-L	ERA	G	GS	CG	GF	SHO	SV	IP	H	R	ER	HR	HBP	BB	IBB	SO	WP	BK	BA
2016 American	0-0	0.00	1	0	0	0	0	0	0.2	2	0	0	0	0	1	0	1	0	0	.500
2017 American	0-0	0.00	1	0	0	1	0	1	1.0	0	0	0	0	0	1	0	1	0	0	.000
ALL-STAR TOTALS	0-0	0.00	2	0	0	0	0	1	1.2	2	0	0	0	0	2	0	2	0	0	.286

WORLD BASEBALL CLASSIC RECORD

Year Team	W-L	ERA	G	GS	CG	GF	SHO	SV	IP	H	R	ER	HR	HBP	BB	IBB	SO	WP	BK	BA
2017 United States	0-1	13.50	4	0	0	0	0	0	2.2	3	4	4	2	1	1	0	5	0	0	.273

REGULAR SEASON FIELDING RECORD

Position	PCT	G	PO	A	E	TC	DP
Pitcher	.906	572	33	63	10	106	2

REGULAR SEASON BATTING RECORD

Year Team	AVG	G	AB	R	H	2B	3B	HR	RBI	SH	SF	HBP	BB	IBB	SO	SB	CS	GDP	SLG	OBP	E
2020 ST. LOUIS	.000	16	0	0	0	0	0	0	0	0	0	0	0	0	0	0	0	0	.000	.000	0
MAJOR TOTALS	.054	572	74	1	4	0	0	0	3	4	0	0	0	0	38	0	0	0	.054	.054	10

Note: Major League Uniform Numbers Worn: 50 (2006-07), 48 (2007), 23 (2008-10), 30 (2011-14), 48 (2014), 48 (2015-16), 24 (2016-18), 21 (2019-21).



2020 SEASON HIGHS

Most IP: 1.0, eight times. Last: 9/20 at Pittsburgh
Most Strikeouts: 3, 9/18 [2] at Pittsburgh
Most Walks: 1, 5x. Last: 9/26 vs. Milwaukee
Most Runs Allowed: 2, 8/19 [2] at Chicago Cubs
Most Earned Runs Allowed: 2, 8/19 [2] at Chicago Cubs
Most Hits Allowed: 3, 8/19 [2] at Chicago Cubs
Most HRs Allowed: n/a
Longest Winning Streak: 1, 9/18 [2]-present
Longest Losing Streak: n/a
Longest Scoreless Streak: 4.0 IP, 8/22-9/12

CAREER HIGHS

Most IP (Starter): 7.0, seven times. Last: 6/23/09 vs. Baltimore
Most IP (Relief): 4.0, 8/28/10 at Atlanta
Most Strikeouts (Starter): 9, twice. Last: 5/21/09 vs. Arizona
Most Strikeouts (Relief): 4, 12 times. Last: 6/28/17 vs. Texas
Most Walks (Starter): 6, 7/20/11 at Baltimore
Most Walks (Relief): 3, five times. Last: 5/15/18 at Detroit
Most Runs Allowed (Starter): 7, five times. Last: 7/26/11 vs. Kansas City
Most Runs Allowed (Relief): 4, five times. Last: 9/27/19 vs. Chicago Cubs
Most Hits Allowed (Starter): 11, 9/8/10 at Philadelphia
Most Hits Allowed (Relief): 5, twice. Last: 9/29/18 at Kansas City
Most HRs Allowed: 3, 9/13/10 vs. Philadelphia
Longest Winning Streak: 8 games, twice. Last: 7/22/16-5/23/17
Longest Losing Streak: 5 games, 9/8-29/10
Longest Scoreless Streak: 29.2 IP, 9/8/16-5/14/17
Consecutive Save Conversions: 25, 9/7/14-8/6/15
Last Start: 9/8/11 at Toronto

CAREER TRANSACTIONS

- Selected by the Tampa Bay Rays in the third round (68th overall) of the June, 2003 First-Year Player Draft, but did not sign.
- Selected by the Detroit Tigers in the first round (sixth overall) of the June, 2006 First-Year Player Draft.
- Traded by the Detroit Tigers along with RHP Dallas Trahern, RHP Burke Badenhop, RHP Frankie De La Cruz, OF Cameron Maybin and C Mike Rabelo to the Florida Marlins in exchange for INF Miguel Cabrera and LHP Dontrelle Willis, December 4, 2007.
- On Florida injured list (right knee patella tendinitis), July 14 - August 31, 2008, included injury rehabilitation assignments to GCL Marlins (R), Jupiter (A) and Carolina (AA).
- On Florida injured list (right oblique strain), April 21 - May 15, 2009; included rehabilitation assignment to Jupiter (A) and Jacksonville (AA).
- Traded by the Florida Marlins to the Boston Red Sox for LHP Dustin Richardson, November 12, 2010.
- Signed by the Boston Red Sox as a free agent, December 16, 2010.
- On Boston injured list (left hamstring strain), March 26 - May 5, 2012, included injury rehabilitation assignments to Greenville (A) and Pawtucket (AAA).
- On Boston disabled list (left foot), July 7, 2013 - end of regular season.
- Traded by the Boston Red Sox to the Baltimore Orioles in exchange for LHP Eduardo Rodriguez, July 31, 2014.
- Signed by the New York Yankees as a free agent, December 5, 2014.
- On New York (AL) injured list (left flexor forearm muscle strain), June 10 - July 8, 2015, included injury rehabilitation assignment to Scranton Wilkes-Barre (AAA).
- Traded by the New York Yankees to the Cleveland Indians in exchange for minor leaguers RHP J.P. Feyerreisen, OF Clint Frazier, RHP Ben Heller and LHP Justus Sheffield, July 31, 2016.
- On Cleveland injured list (right knee patella tendinitis), August 2-17, 2017, included rehabilitation assignment to Columbus (AAA).
- On Cleveland injured list (right knee patella tendinitis), August 22 - September 13, 2017.
- On Cleveland injured list (left hamstring strain), April 26 - May 11, 2018.
- On Cleveland injured list (right knee inflammation), May 26 - August 3, 2018, included injury rehabilitation assignments to Lake County (A), Akron (AA) and Columbus (AAA).
- On Cleveland injured list (left shoulder external impingement), August 29 - September 10, 2018.
- Signed by the St. Louis Cardinals as a free agent, December 21, 2018.
- On St. Louis injured list (left shoulder fatigue), August 27 - September 5, 2020.

**CAREER NOTES**

- Signed a two-year deal with St. Louis before the 2019 season that contained a vesting option for 2021 based on a threshold of appearances made.
- St. Louis is 63-26 (70.7 win pct.) in games Miller has pitched in since 2019.
- He and Adam Wainwright are the tallest pitchers in franchise history at 6-foot-7.
- Since 2016, ranks 3rd in Major League Baseball in Holds (92) behind Will Harris (96) and Tony Watson (104).
- In 2016 with the Yankees and Cleveland, became the first pitcher in MLB history to amass 10 wins, 10 saves and 20 Holds in a single season. Posted 13.67 K/BB ratio, the 7th-highest mark by a relief pitcher in MLB history.
- Made his first MLB start while earning his first career MLB win on May 18, 2007 vs. St. Louis at Comerica Park.
- Has pitched for seven different organizations over his 15-year career and been involved in four trades, most notably the 2007 offseason blockbuster between the Marlins and Tigers that sent Miguel Cabrera and Dontrelle Willis to Detroit.
- Selected by Detroit in the 1st round (No. 6 overall) of the June, 2006 First-Year Player Draft, and made only three minor league appearances before making his MLB debut (Aug. 30, 2006 at Yankee Stadium). Became the 5th-youngest player in the AL that season at age 21.101.

Awards

- 2016 American League Championship Series Most Valuable Player while with Cleveland.
- Two-time American League All-Star (2016-17).
- 2015 Mariano Rivera American League Reliever of the Year award winner while with the New York Yankees.
- Member of the 2017 World Baseball Classic Champion Team USA squad with current teammates Paul Goldschmidt & Nolan Arenado.
- 2006 Baseball America Pitcher of the Year Award and Roger Clemens Award winners for the best pitcher in college baseball while at North Carolina-Chapel Hill.

Postseason Career

- Is one of three only Major League pitchers to appear in each of the last seven postseasons (2014-20), joining Clayton Kershaw and Kenley Jansen (2013-20).
- Ranks 3rd among active relievers in postseason strikeouts (54), trailing Kenley Jansen (78) and Aroldis Chapman (62).
- Among relievers in MLB postseason history with at least 20 innings pitched, ranks 1st all-time in ERA (0.93) and Hits/9 IP (4.66), 2nd in average against (.153), T3rd in WHIP (0.85), and 4th in baserunners/ 9 IP (8.38).
- Has not allowed a run in 26-of-29 career postseason outings.
- Holds the MLB record for most strikeouts (30) and innings pitched (19.1) by a reliever in a single postseason, established in 2016 with Cleveland.
- Stranded 21-of-24 inherited runners in his postseason career (including his last 11 since 2018), with his 12.5 inherited runners scored percentage ranking as 4th-lowest all-time (min. 20 IR) behind Jeremy Affeldt (4.3), Rollie Fingers (6.7), and Jesse Orosco (7.1).

AWARDS & HONORS

World Baseball Classic Championship
2017: United States

American League Championship
2016: Cleveland

American League All-Star
2017: Cleveland
2016: New York Yankees

American League Championship Series MVP
2016: Cleveland

Mariano Rivera - AL Reliever of the Year
2015: New York Yankees

Best Major Leaguer, Post-Season - MLB.com
2016: Cleveland

**Roger Clemens Award
Top Pitcher in NCAA Baseball**
2006: University of North Carolina-Chapel Hill

CAREER MILESTONES

Major League Debut
August 30, 2006 at New York Yankees

First Major League Win
May 18, 2007 vs. St. Louis

First Major League Start
May 18, 2007 vs. St. Louis

First Major League Save
September 7, 2014 at Tampa Bay

First Major League Strikeout
September 5, 2006 vs. Seattle
(5th inning, Yuniesky Betancourt, looking)

500th Major League Appearance
April 30, 2019 at Washington

- Began his postseason career with 14 straight scoreless appearances (23.1 IP) before allowing his first run in Game 4 of the 2016 World Series at Chicago Cubs.
- Has not allowed a run in 10 career League Championship Series appearances (14.2 IP) dating back to 2014 with Baltimore, T4th-longest in MLB postseason history.
- Established Cleveland's franchise postseason record for most career strikeouts by a relief pitcher (38) and ranks 4th all-time among all Cleveland pitchers.
- Has struck out five batters in three different career postseason appearances, most by any reliever in MLB postseason history.



- Struck out 20 over his first 9.0 career postseason innings, surpassing Bob Gibson (17) for most in MLB history.
- Traveled with Detroit during the 2006 postseason but did not pitch, allowing him to travel to both the College World Series and Major League Baseball World Series in the same year.

2020

- Co-led the Cardinals with Giovanny Gallegos with four saves.
- St. Louis was 10-6 in his appearances.
- Opposing left-handed batters were 3-19 (.158/.273/.158)
- Tossed 13 scoreless appearances out of 16 total.
- Pitched on consecutive days three times.
- His only extra-base hit allowed (55 total batters faced) was during his 2020 debut on a Phillip Evans double on 7/26 vs. Pittsburgh.
- Did not allow a run to an AL opponent (3 app.).
- Did not allow a run in eight night games (7.1 IP), fanning 10 with a .160 opponent BA.
- Placed on the 10-day Injured List (8/24-9/4) due to left shoulder fatigue.
- Struck out the side at Pittsburgh (9/18-2) for his lone win of the season in relief of Daniel Ponce de Leon.

2020 POSTSEASON: Picked up a Hold in Game 1 of the Wild Card Series vs. San Diego, while recording two outs, hitting a batter, and allowing a base hit.

BACKGROUND/PERSONAL

- Member of Major League Baseball Players Association's eight-man Executive Subcommittee, serving as one of two Association Player Representatives (with Max Scherzer).
- Graduated from Gainesville Buchholz High School in 2003.
- Named Florida Gatorade Player of the Year as a senior.
- Played college baseball at the University of North Carolina-Chapel Hill.
- Set the school strikeout record (325) and single-season strikeout mark (133) in 2006.
- Played on the National Runner-Up squad in 2006 that fell to Oregon State in the championship.
- As a junior in 2006, was named *Baseball America's* National Player of the Year and won the Roger Clemens Award as college baseball's best pitcher. Went 13-2 with a 2.48 ERA in 123.1 innings pitched.
- Also named Atlantic Coast Conference Pitcher of the Year and First Team All-American.
- Received 2016 Thurman Munson Award as a member of the New York Yankees for success on the field and in the philanthropic community.
- Participated with Yankees teammates in a MLBPA Players Trust program to promote baseball to children (5/8/15). Coached children from the NYC Autism Charter School at Harlem's R.B.I. Field of Dreams.
- Was involved with the Cleveland Food Bank and in 2017 led team efforts with the "Step Up To The Plate" food and fundraising campaign --- a fun challenge with the Kansas City Royals, which raised nearly \$90,000 for the Foodbanks in each club's city.

MOST HOLDS SINCE 2016

MLB Rank	Holds	App.	Team(s)
1. Tony Watson	104	294	PIT, LAD, SF
2. Will Harris	96	261	HOU, WAS
3. Andrew Miller	92	253	NY, CLE, STL

MOST STRIKEOUTS BY A LEFT-HANDED RELIEF PITCHER (SINCE 2014)

MLB Rank	Strikeouts	Team(s)
1. Aroldis Chapman	581	CIN, NYY, CHI
2. Andrew Miller	552	BOS, BAL, NYY, CLE, STL
3. Brad Hand	481	MIA, SDP, CLE

LOWEST WHIP BY A LEFT-HANDED RELIEF PITCHER (SINCE 2014)

MLB Rank	WHIP	Team(s)
1. Josh Hader	0.86	MIL
2. Andrew Miller	0.93	BOS, BAL, NYY, CLE, STL
3. Sean Doolittle	0.95	OAK, WSH

LOWEST SINGLE-SEASON K:BB RATIO BY A RELIEF PITCHER

MLB Rank	Season	K:BB Ratio	Team(s)
1. Dennis Eckersley	1989	18.33	OAK
2. Dennis Eckersley	1990	18.25	OAK
3. Tom Morgan	1958	16.50	DET
4. Evan Scribner	2015	16.00	OAK
5. Kenley Jansen	2017	15.57	LAD
6. Sergio Romo	2011	14.00	SF
7. Andrew Miller	2016	13.67	CLE/ NYY

MOST SINGLE-POSTSEASON STRIKEOUTS BY RELIEF PITCHER

MLB Rank	Postseason	Strikeouts	Team
1. Andrew Miller	2016	30	Indians
2. Francisco Rodriguez	2002	28	Angels
3. Cody Allen	2016	24	Indians
4. Kelvin Herrera	2015	22	Royals
5. Aroldis Chapman	2016	21	Cubs

ACTIVE POSTSEASON STRIKEOUT LEADERS BY A RELIEF PITCHER

MLB Rank	Postseasons	Strikeouts	IP
1. Kenley Jansen	8	70	56.1
2. Aroldis Chapman	7	62	41.1
3. Andrew Miller	7	54	38.2

LEAGUE CHAMPIONSHIP APPEARANCES WITHOUT ALLOWING A RUN

Rank	LCS App.	IP	Years
1. Andrew Miller	10	14.2	2014-19
2. Kelvin Herrera	9	11.1	2014-15
3. Ken Dayley	8	10.0	1985-87
Scott Eyre	8	3.1	2002-09
Carlos Martínez	8	7.2	2013-19
Hideki Okajima	8	12.1	2007-08

- Resides in Tampa, Fla., with his wife, Katie, and two children, Max and Hazel.



YADIER MOLINA

(Yah-DEE-air)

4

HEIGHT	WEIGHT	BATS/THROWS	BIRTH DATE	ML SERVICE
5-11	230	R/R	7/13/1982	16.123

FULL NAME: Yadier Benjamin Molina

BORN: Bayamon, Puerto Rico

OPENING DAY AGE: 38 (Turns 39 on July 13)

BECAME CARDINAL: Selected in the fourth round (113th overall) of the June, 2000 First-Year Player Draft

CONTRACT STATUS: Signed through 2021

MLB DEBUT: June 3, 2004 at Pittsburgh

CATCHER



COMPLETE RECORD

Year	Team	AVG	G	AB	R	H	2B	3B	HR	RBI	SH	SF	HBP	BB	IBB	SO	SB	CS	GDP	SLG	OBP	E
2001	Johnson City	.259	44	158	18	41	11	0	4	18	0	2	3	12	1	23	1	1	4	.405	.320	7
2002	Peoria	.280	112	393	39	110	20	0	7	50	4	2	10	21	0	36	2	7	14	.384	.331	14
2003	Tennessee	.275	104	364	32	100	13	1	2	51	0	3	5	25	2	45	0	1	11	.332	.327	8
2004	Memphis	.302	37	129	19	39	6	0	1	14	0	2	2	17	0	14	0	0	2	.372	.387	0
	ST. LOUIS	.267	51	135	12	36	6	0	2	15	2	1	0	13	3	20	0	1	4	.356	.329	2
2005	ST. LOUIS	.252	114	385	36	97	15	1	8	49	8	3	2	23	3	30	2	3	10	.358	.295	7
2006	ST. LOUIS	.216	129	417	29	90	26	0	6	49	8	2	8	26	2	41	1	2	15	.321	.274	5
2007	ST. LOUIS	.275	111	353	30	97	15	0	6	40	2	4	3	34	5	43	1	1	18	.368	.340	6
2008	ST. LOUIS	.304	124	444	37	135	18	0	7	56	3	5	1	32	4	29	0	2	21	.392	.349	10
2009	ST. LOUIS	.293	140	481	45	141	23	1	6	54	6	1	6	50	2	39	9	3	27	.383	.366	5
2010	ST. LOUIS	.262	136	465	34	122	19	0	6	62	2	5	7	42	6	51	8	4	19	.342	.329	5
2011	ST. LOUIS	.305	139	475	55	145	32	1	14	65	5	4	1	33	4	44	4	5	21	.465	.349	6
2012	ST. LOUIS	.315	138	505	65	159	28	0	22	76	3	5	5	45	4	55	12	3	10	.501	.373	3
2013	ST. LOUIS	.319	136	505	68	161	44	0	12	80	0	3	3	30	4	55	3	2	14	.477	.359	4
2014	ST. LOUIS	.282	110	404	40	114	21	0	7	38	1	6	6	28	4	55	1	1	14	.386	.333	2
	Springfield#	.833	2	6	2	5	3	0	0	2	0	0	0	0	0	1	0	0	0	1.333	.833	0
2015	ST. LOUIS	.270	136	488	34	132	23	2	4	61	1	9	0	32	3	59	3	1	16	.350	.310	7
2016	ST. LOUIS	.307	147	534	56	164	38	1	8	58	0	2	6	39	1	63	3	2	22	.427	.360	2
2017	ST. LOUIS	.273	136	501	60	137	27	1	18	82	1	9	4	28	4	74	9	4	14	.439	.312	7
2018	ST. LOUIS	.261	123	459	55	120	20	0	20	74	0	6	9	29	0	66	4	3	15	.436	.314	3
	Springfield#	.000	2	5	0	0	0	0	0	1	0	1	1	0	0	1	0	0	0	.000	.143	0
2019	ST. LOUIS	.270	113	419	45	113	24	0	10	57	0	5	5	23	0	58	6	0	14	.399	.312	1
	Springfield#	.083	4	12	0	1	0	0	0	1	0	1	1	0	0	8	1	0	0	.083	.143	0
	Memphis#	.250	4	8	2	2	0	0	1	5	2	0	0	0	0	4	0	0	0	.625	.250	0
2020	ST. LOUIS	.262	42	145	12	38	2	0	4	16	1	1	3	6	0	21	0	0	7	.359	.303	5
	MINOR TOTALS	.277	309	1075	112	298	53	1	15	142	6	11	22	75	3	132	4	9	31	.370	.334	29
	MAJOR TOTALS	.281	2025	7115	713	2001	381	7	160	932	43	71	69	513	49	803	66	37	261	.404	.333	80

#Injury Rehabilitation Assignment

Note: Major League Uniform Numbers Worn: 41 (2004-05), 4 (2006-present)



WILD CARD SERIES RECORD

Year Team	AVG	G	AB	R	H	2B	3B	HR	RBI	SH	SF	HBP	BB	IBB	SO	SB	CS	GDP	SLG	OBP	E
2012 STL at ATL	.000	1	4	0	0	0	0	0	1	0	0	0	0	0	0	0	0	1	.000	.000	0
2020 STL at SD	.462	3	13	2	6	2	0	0	2	0	0	0	1	0	1	0	0	0	.615	.500	0
W.C. TOTALS	.353	4	17	2	6	2	0	0	3	0	0	0	1	0	1	0	0	1	.471	.389	0

DIVISION SERIES RECORD

Year Team	AVG	G	AB	R	H	2B	3B	HR	RBI	SH	SF	HBP	BB	IBB	SO	SB	CS	GDP	SLG	OBP	E
2004 STL vs. LAD	ELIGIBLE -- DID NOT APPEAR																				
2005 STL vs. SD	.231	3	13	1	3	0	0	0	3	0	0	0	0	0	1	0	0	0	.231	.231	0
2006 STL vs. SD	.308	4	13	0	4	1	0	0	1	0	0	0	0	0	2	0	1	2	.385	.308	1
2009 STL vs. LAD	.308	3	13	0	4	1	0	0	0	0	0	0	0	0	1	0	0	1	.385	.308	0
2011 STL vs. PHI	.211	5	19	1	4	0	0	0	1	0	0	0	1	1	5	1	0	0	.211	.250	1
2012 STL vs. WSH	.118	5	17	3	2	0	0	0	1	0	0	1	5	0	1	0	0	2	.118	.348	0
2013 STL vs. PIT	.294	5	17	2	5	1	0	1	1	0	0	0	3	0	3	0	0	0	.529	.400	0
2014 STL vs. LAD	.200	4	15	2	3	1	0	0	0	0	0	0	0	0	3	0	0	0	.267	.200	0
2015 STL vs. CHI	.125	3	8	0	1	0	0	0	0	0	0	0	0	0	2	0	0	0	.125	.125	0
2019 STL vs. ATL	.143	5	21	1	3	0	0	0	2	0	1	0	1	1	2	0	0	1	.143	.174	0
D.S. TOTALS	.213	37	136	10	29	4	0	1	9	0	1	1	10	2	20	1	1	6	.265	.270	2

LEAGUE CHAMPIONSHIP SERIES RECORD

Year Team	AVG	G	AB	R	H	2B	3B	HR	RBI	SH	SF	HBP	BB	IBB	SO	SB	CS	GDP	SLG	OBP	E
2004 STL vs. HOU	.250	1	4	0	1	0	0	0	0	0	0	0	0	0	0	0	0	0	.250	.250	0
2005 STL vs. HOU	.318	6	22	1	7	3	0	0	0	0	0	0	0	0	2	0	0	1	.455	.318	0
2006 STL vs. NY	.348	7	23	2	8	1	0	2	6	0	0	0	3	0	2	0	0	0	.652	.423	0
2011 STL vs. MIL	.333	6	24	5	8	3	0	0	2	0	0	0	2	1	3	0	0	1	.458	.385	0
2012 STL vs. SF	.393	7	28	2	11	1	0	0	2	0	0	0	0	0	1	0	0	0	.429	.393	0
2013 STL vs. LAD	.227	6	22	2	5	0	0	0	1	0	0	0	3	0	4	0	0	2	.227	.320	0
2014 STL vs. SF	.333	2	6	0	2	0	0	0	1	0	0	0	0	0	0	0	0	1	.333	.333	0
2019 STL vs. WSH	.167	4	12	1	2	0	0	1	1	0	0	2	0	0	1	0	0	1	.417	.286	0
L.C.S. TOTALS	.312	39	141	13	44	8	0	3	12	1	0	2	8	1	13	0	0	6	.433	.358	0

WORLD SERIES RECORD

Year Team	AVG	G	AB	R	H	2B	3B	HR	RBI	SH	SF	HBP	BB	IBB	SO	SB	CS	GDP	SLG	OBP	E
2004 STL vs. BOS	.000	3	3	0	0	0	0	0	0	0	0	0	0	0	1	0	0	0	.000	.000	0
2006 STL vs. DET	.412	5	17	3	7	2	0	0	1	0	0	0	3	1	1	0	0	0	.529	.500	0
2011 STL vs. TEX	.333	7	24	1	8	2	0	0	9	0	1	0	4	1	3	0	0	0	.417	.414	0
2013 STL vs. BOS	.304	6	23	0	7	1	0	0	2	0	0	0	1	1	3	0	0	0	.348	.333	0
W.S. TOTALS	.328	21	67	4	22	5	0	0	12	0	1	0	8	3	8	0	0	0	.403	.395	0

ALL-STAR GAME RECORD

Year Team	AVG	G	AB	R	H	2B	3B	HR	RBI	SH	SF	HBP	BB	IBB	SO	SB	CS	GDP	SLG	OBP	E
2009 National	.500	1	2	1	1	0	0	0	1	0	0	0	0	0	0	0	0	0	.500	.500	0
2010 National	1.000	1	1	0	1	0	0	0	0	0	0	0	0	0	0	0	0	0	1.000	1.000	0
2011 National	1.000	1	1	0	1	1	0	0	0	0	0	0	0	0	0	0	0	0	2.000	1.000	0
2012 National	SELECTED -- DID NOT PLAY (BEREAVEMENT)																				
2013 National	.000	1	2	0	0	0	0	0	0	0	0	0	0	0	0	0	0	0	.000	.000	0
2014 National	INJURED -- DID NOT PLAY																				
2015 National	1.000	1	1	0	1	0	0	0	0	0	0	0	0	0	0	0	0	0	1.000	1.000	0
2017 National	1.000	1	1	1	1	0	0	1	1	0	0	0	1	0	0	0	0	0	4.000	1.000	0
2018 National	.000	1	1	0	0	0	0	0	0	0	0	0	0	0	0	0	0	0	.000	.000	0
ALL-STAR TOTALS	.556	7	9	2	5	1	0	1	2	0	0	0	1	0	0	0	0	0	1.000	.600	0

JAPAN ALL-STAR SERIES RECORD

Year Team	AVG	G	AB	R	H	2B	3B	HR	RBI	SH	SF	HBP	BB	IBB	SO	SB	CS	GDP	SLG	OBP	E
2018 MLB All-Stars	.500	4	16	1	8	1	0	1	4	0	0	1	0	0	4	0	1	0	.750	.529	-



WORLD BASEBALL CLASSIC RECORD

Year Team	AVG	G	AB	R	H	2B	3B	HR	RBI	SH	SF	HBP	BB	IBB	SO	SB	CS	GDP	SLG	OBP	E
2006 Puerto Rico	.600	4	5	1	3	0	0	0	1	0	0	0	0	0	0	0	0	0	.600	.600	0
2009 Puerto Rico	.167	3	6	0	1	1	0	0	2	0	0	0	2	0	0	0	0	0	.333	.375	0
2013 Puerto Rico	.259	7	27	2	7	0	0	0	0	0	0	0	1	0	5	1	0	1	.259	.286	1
2017 Puerto Rico	.333	6	24	4	8	0	0	2	6	1	0	0	0	0	2	0	0	3	.583	.333	0
WBC TOTALS	.306	20	62	7	19	1	0	2	9	1	0	0	3	0	7	1	0	4	.419	.338	1

Note: All-WBC Team (2): 2013 & 2017

REGULAR SEASON FIELDING RECORD

Position	PCT	G	PO	A	E	TC	DP	PB	CS	ATT	PCT	P-OFF
Catcher	.995	^1989	^13741	^988	^77	^14806	^121	^89	^350	^869	^40.3	^51
First Base	.976	46	109	11	3	123	11					
Third Base	-	1	0	0	0	0	0					

Note: Rawlings Platinum Glove Award (4): 2011, 2012, 2014, 2015

Rawlings Gold Glove Award (9)*: 2008, 2009, 2010, 2011, 2012, 2013, 2014, 2015, 2018

Wilson Defensive Player of the Year (2): 2012, 2013

Fielding Bible Award winner (6): 2007, 2008, 2009, 2010, 2012, 2013

* 3rd-most among catchers in MLB history behind Hall of Famers Johnny Bench (10) and Iván Rodríguez (13)

^ Active leader among all MLB catchers

2005: Led MLB catchers in caught stealing pct. (64.1), pickoffs (9), and defensive runs saved (13).

Led NL catchers in assists/9 (0.62), defensive runs above average (17.2) and defensive WAR (1.8).
Shared NL lead among catchers in passed balls (8).

2006: Led MLB catchers in assists (79), assists/9 (0.69), pickoffs (7), and defensive runs saved (13).

Led NL catchers in assists (79) defensive runs above average (15.9), and defensive WAR (2.0).

2007: Led MLB catchers in caught stealing pct. (54.0).

Led NL catchers in assists/9 (0.66).

2008: Led MLB catchers in pickoffs (7).

2009: Led MLB catchers in games (138), starts (136), pickoffs (8), and defensive WAR (1.9).

Led NL catchers in innings caught (1176.2).

2010: Led MLB catchers in starts (130), assists (79), innings caught (1138.0), caught stealing pct. (48.5), defensive runs saved (26), defensive runs above average (48.3.), and defensive WAR (2.9).

2011: Led MLB catchers in games (137).

Shared MLB lead among catchers in starts (131).

2012: Led MLB catchers in assists (88), defensive runs saved (29) and defensive WAR (2.9).

Shared MLB lead among catchers in double plays (12).

Shared NL lead among catchers in pickoffs (3).

2013: Led MLB catchers in defensive runs saved (30) and defensive WAR (2.7).

Led NL catchers in games (131), starts (128), innings caught (1115.1), total chances (1043), and putouts (976).

2014: Led MLB catchers in caught stealing pct. (64.1) and SABR Defensive Index (8.9).

Shared MLB lead among catchers in defensive WAR (2.3).

Led NL catchers in fielding pct. (.998).

2015: Led MLB catchers in total chances (1127) and putouts (1064).

Shared MLB lead among catchers in defensive WAR (1.8).

Led NL catchers in games (134), starts (131), innings caught (1149.2), and double plays (9).

2016: Led MLB catchers in games (146), innings caught (1218.1), total chances (1175), putouts (1113), and fielding pct. (.998).

2017: Rawlings NL Gold Glove Award finalist.

Led MLB catchers in starts (133), double plays (13).

Led NL catchers in games (133), innings caught (1125.2).

2018: Led NL catchers in fielding pct. (.998).

2019: Rawlings NL Gold Glove Award finalist.

Shared MLB lead among catchers in fielding pct. (.999).

Led NL catchers in catchers ERA (3.81).

2020: Led NL catchers in starts (42), caught stealing percentage (45.5), and errors (5).

Shared NL lead among catchers in games (42).



2020 SEASON HIGHS

Most Hits: 4, 8/23 vs. Cincinnati
Most Runs: 2, 9/18 [1] at Pittsburgh
Most 2Bs: 1, twice. Last: 9/23 at Kansas City
Most HRs: 1, 4x. Last: 9/20 at Pittsburgh
Most RBI: 3, 8/20 vs. Cincinnati
Most BBs: 1, 6x. Last: 9/27 vs. Milwaukee
Longest Hitting Streak: 4 games. 8/25-8/27

CAREER HIGHS

Most Hits: 4, 19 times. Last: 8/23/20 vs. Cincinnati
Most Runs: 4, seven times. Last: 6/25/17 at Pittsburgh
Most 2Bs: 2, 19 times. Last: 4/23/19 vs. Milwaukee
Most HRs: 2, seven times. Last: 8/27/19 at Milwaukee
Most RBI: 5, twice. Last: 9/10/17 vs. Pittsburgh
Most BBs: 3, eight times. Last: 9/29/19 vs. Chicago Cubs
Most SBs: 2, three times. Last: 8/3/12 vs. Milwaukee
Most HBPs: 2: 5/7/06 at Florida
Longest Hitting Streak: 16 games, 4x. Last: 4/9-4/29/19
Grand Slams: 6. Last: 9/4/18 at Washington (Sammy Solis)
Extra-Inning HR: 1. 6/20/17 at Philadelphia (Casey Fien)
Game-Ending HR: n/a
Pinch Hit HR: n/a

CAREER TRANSACTIONS

- Selected by the St. Louis Cardinals in the fourth round (113th overall) of the June 2000 free-agent draft.
- On St. Louis injured list (fractured left hand), July 8 - August 17, 2005.
- On St. Louis injured list (fractured left wrist), May 30 - June 28, 2007.
- Served five-game Major League Baseball suspension, August 4-9, 2011.
- On St. Louis injured list (right knee sprain), July 31 - August 15, 2013.
- On St. Louis injured list (torn ligament, right thumb) July 10 - August 28, 2014; included rehabilitation assignment to Springfield (AA).
- Served one-game Major League Baseball suspension, April 11, 2018.
- On St. Louis injured list (pelvic injury with traumatic hematoma), May 6 - June 4, 2018; included rehabilitation assignment to Springfield (AA).
- On St. Louis injured list (right thumb tendon strain), May 29 - June 10, 2019.
- On St. Louis injured list (right thumb tendon sprain), July 8 - August 11, 2019; included rehabilitation assignments to Memphis (AAA) and Springfield (AA).
- On St. Louis injured list (COVID-19), August 4-19, 2020.
- Signed a one-year contract with St. Louis, February 9, 2021.

CAREER NOTES

- 2021 marks Molina's 18th season in the Cardinals organization (2004-21), tied with Jesse Haines (18, 1920-37) for 2nd-most in franchise history.
- Only Stan Musial (22, 1941-44, '46-63) has played more seasons as a St. Louis Cardinal in his career.
- Molina's 18th season with the same organization is the most by any primary catcher in MLB history, surpassing Bill Dickey (Yankees, 1928-43, '46), Johnny Bench (Reds, 1967-83), and Jorge Posada (Yankees, 1995-2011).
- Is the longest tenured active Major League player to appear with the same franchise (18 seasons from 2004-21), ahead of Washington's Ryan Zimmerman (16, 2005-18, '20), and teammate Adam Wainwright (16, 2005-10, '12-21).
- His 18 seasons with the same franchise tie for 29th-longest tenure with one team in MLB history and is the longest since Hall of Famers Derek Jeter (20, 1995-2014, Yankees) and Chipper Jones (19, 1993, '95-2012, Braves)
- Enters the 2021 season as the 2nd-oldest active player in the National League (77th-oldest in MLB). Teammate Adam Wainwright is the only older National Leaguer.

MOST SEASONS PLAYED WITH THE CARDINALS (1892-2021)

Seasons	Position	Tenure
22 Stan Musial	OF, 1B	1941-44, '46-63
18 Yadier Molina	C	2004-21
18 Jesse Haines	RHP	1920-37
17 Bob Gibson	RHP	1959-75
16 Lou Brock	OF	1964-79
16 Adam Wainwright	RHP	2005-10, '12-21
15 Red Schoendienst	2B	1945-56, '61-63
15 Bob Forsch	RHP	1974-88
15 Ozzie Smith	SS	1982-96

- Made 16 straight Opening Day starts at catcher (2005-20), the most all-time by a Redbirds backstop and most consecutive at a single position by any Cardinal. His 16 Opening Day starts are 2nd-most in franchise history behind Stan Musial (21, 1942-44, '46-63).

**CAREER NOTES CONTINUED...**

- Among catchers in MLB history (since 1901), Molina's 16 Opening Day starts tie Benito Santiago (1987-97, '99, 2002-05) for 2nd-most all-time, trailing only Hall of Famer Iván Rodríguez (20, 1992-2011)
- Yadier (2006, 2011) and his two older brothers, Bengie (2002 Angels) and Jose (2002 Angels & 2009 Yankees), are the only trio of brothers to have all won a World Series ring.
- Has hit into three triple plays in his career (9/27/20 vs. Milwaukee, 8/15/17 at Boston, and 5/9/15 at Pittsburgh), most all-time by a Cardinal in history and most since Brooks Robinson (4).
- Signed one-year free agent deal for the 2021 season.

St. Louis Cardinals All-Time Leaders

Ranks among Cardinals all-time leaders in games played (2,025, 3rd), hits (2,001, 6th), doubles (381, 4th), RBI (932, 7th), at-bats (7,115, 4th), extra-base hits (548, 10th), total bases (2876, 7th), sacrifice flies (71, 1st), and game-winning RBI (103, 2nd).

Teammates with Adam Wainwright

- Molina and Adam Wainwright have been a starting battery for 274 career regular season games, most in Cardinals history and 6th-most in Major League history (*since 1908*). Surpassed Bob Gibson & Tim McCarver's prior record of 198 starts on June 15, 2016.
- The 2021 season marks the 17th (2005-21) Molina and Wainwright have been teammates, most in franchise history ahead of Stan Musial and Red Schoendienst (14 seasons from 1946-56, '61-63).
- The New York Yankees were the last MLB team to feature the same teammates for 17 or more seasons with Mariano Rivera and Derek Jeter (19 seasons; 1993-2013).
- The last pair of teammates to spend 17 or more seasons together with NL teams were Pete Rose and Tony Perez with the Cincinnati Reds (16 seasons; 1964-76, '84-86) and Philadelphia Phillies (1 season; 1983).
- The Pittsburgh Pirates were the last NL team to feature the same teammates for 17 or more seasons with Bill Mazeroski and Roberto Clemente (17 seasons; 1956-72).
- Played for Puerto Rico in all four World Baseball Classic (2006, 2009, 2013, 2017), and is the winner of two silver medals (2013 and 2017).

All-Time Defensive Accolades

- Winner of nine Rawlings Gold Glove Awards (2008-15, '18), including a run of eight consecutive. Is the only Cardinals catcher to win the award more than three times (Mike Matheny-3, Tom Pagnozzi-2).
- Only Hall of Famers Iván Rodríguez (13) and Johnny Bench (10) have won more Gold Glove Awards at catcher.
- Molina's Gold Glove streak (2008-15) was the 3rd-longest by a catcher, trailing 10 consecutive Bench (1968-77) and Rodríguez (1992-2001).
- Newest teammate and third baseman Nolan Arenado recently matched Molina's streak of eight Gold Gloves, which is now the longest active in MLB.

AWARDS & HONORS**World Series Championship**

2006: St. Louis
2011: St. Louis

National League All-Star

2009: St. Louis (starter)
2010: St. Louis (starter)
2011: St. Louis
2012: St. Louis
2013: St. Louis (starter)
2014: St. Louis
2015: St. Louis
2017: St. Louis
2018: St. Louis

Roberto Clemente Humanitarian Award

2018: St. Louis

Rawlings Platinum Glove Award

2011, 2012, 2014, 2015

Rawlings National League Gold Glove Award - Catcher

2008, 2009, 2010, 2011
2012, 2013, 2014, 2015, 2018

Louisville Silver Slugger Award - Catcher

2013: St. Louis

Wilson Defensive Player of the Year - Catcher

2012: St. Louis
2013: St. Louis

Fielding Bible Award - Catcher

2007, 2008, 2009,
2010, 2012, 2013

National League Player of the Week

August 26-September 1, 2019

All-World Baseball Classic Team

2013: Puerto Rico
2017: Puerto Rico

World Baseball Classic Pool F MVP

2017: Puerto Rico

Darryl Kile Award

2015: St. Louis

Midwest League Championship

2002: Peoria (A)

BBWAA J.G. Taylor Spink Award for St. Louis Baseball Man of the Year

2012
2013 (w/ Matt Carpenter & Adam Wainwright)



CAREER MILESTONES

Major League Debut

June 3, 2004 at Pittsburgh

First Major League Hit

June 3, 2004 at Pittsburgh
(5th inning, single, off Oliver Perez)

First Major League Home Run

September 23, 2004 at Milwaukee
(8th inning, solo, off Matt Wise)

1,000th Major League Game

June 12, 2012 vs. Chicago White Sox

1,000th Major League Hit

September 4, 2012 vs. New York Mets
(2nd inning, infield single, off Matt Harvey)

100th Major League Home Run

August 19, 2015 vs. San Francisco
(8th inning, solo, off Hunter Strickland)

150th Major League Home Run

May 14, 2019 at Atlanta
(5th inning, 3-run, off Mike Foltynewicz)

2,000th Major League Game

August 30, 2020 vs. Cleveland

2,000th Major League Hit

September 24, 2020 vs. Milwaukee
(7th inning, single, off Justin Topa)

- Four-time winner of the National League Platinum Glove Award (2011-12, '14-15) – honoring him as the league's best overall defender. Tied with Nolan Arenado (2017-20) for the most since the award's inception in 2011.
- Member of the Fielding Bible All-Decade Team (2010-19) with first baseman Paul Goldschmidt and third baseman Nolan Arenado.
- Two-time Wilson Defensive Player of the Year Award winner in 2012-13, which honored the best defensive player on each MLB team those two seasons.
- Six-time Fielding Bible Award winner (2007-10, '12-13), honoring the top fielder in the Major Leagues at each position as voted on by a panel of 12 experts from Baseball Info Solutions. Tied with shortstop Andrelton Simmons for most since the award's inception in 2006.
- Ranks among all-time Major League catching leaders and is the active leader in innings caught (6th, 16665.0), games (6th, 1,989), starts (6th, 1,923), putouts (2nd, 13,741), total chances (2nd, 14,806), fielding percentage (T11th, .995), pickoffs (4th, 51), defensive WAR (4th, 25.4).
- Among all active Major League players, Molina's career defensive WAR (25.4) ranks 2nd-highest to only shortstop Andrelton Simmons (26.6).
- Needs 11 games caught to become the first player in Major League history to catch 2,000 career games for the same team.
- Is 37 games at catcher away from moving ahead of Jason Kendall into the top five, and 68 games from surpassing Hall of Famer Gary Carter for 4th all-time.
- Also leads all active MLB catchers in caught stealing percentage (40.3), attempted basestealers caught (299), double plays (121), assists (988) since his debut in 2004.
- Since taking over as the Cardinals starting catcher in 2005, opponents have attempted only 1,234 stolen bases against St. Louis, fewest in the majors (Arizona is 2nd at 1,665).
- Since 2005, the Cardinals team ERA of 3.81 ranks 2nd-lowest in Major League Baseball, trailing only the Los Angeles Dodgers (3.63).
- Has been the starting catcher in 158 team shutout wins during his career, 3rd-highest total all-time among Major League catchers (*since 1908*), behind Yogi Berra (184), and Gary Carter (168).
- Started and played the duration of 134 career extra-inning games exclusively at catcher, most in Cardinals history and 16th all-time among catchers in MLB history (*since 1901*).
- Is one of three catchers in MLB history to have caught 100+ games in 15 seasons (2005-19). His 15 seasons of 100 or more starts behind the plate tie Bob Boone for 2nd-most in MLB history behind only Iván Rodríguez (16).
- Family pairs to win Gold Gloves include brothers Yadier and Bengie Molina (catcher), brothers Ken and Cleto Boyer (third base), brothers Sandy Jr. (catcher) and Roberto Alomar (second base), father and son Bobby and Barry Bonds (outfield), and father and son Bob (catcher) and Bret Boone (second base).
- Molina and Adam Wainwright are one of five Gold Glove batteries in MLB history (2009, 2013), joining Jim Kaat & Earl Battey (1962 Twins), Rick Reuschel & Tony Peña (1985 Pirates), Bret Saberhagen & Bob Boone (1989 Royals), and Kenny Rogers & Iván Rodríguez (2000 Rangers and 2006 Tigers).

MOST SEASONS PLAYED WITH ONLY ONE MLB FRANCHISE - ACTIVE

Seasons	Franchise	Tenure
18	Yadier Molina	Cardinals 2004-21
16	Adam Wainwright	Cardinals 2005-10, '12-20
16	Ryan Zimmerman	Nationals 2005-19, '21
15	Joey Votto	Reds 2007-21
14	Brett Gardner	Yankees 2008-21
14	Clayton Kershaw	Dodgers 2008-21
13	Buster Posey	Giants 2009-21

MOST SEASONS PLAYED EXCLUSIVELY WITH THE CARDINALS (1892-2021)

Seasons	Position	Tenure
22	Stan Musial	OF, 1B 1941-44, '46-63
18	Yadier Molina	C 2004-21
17	Bob Gibson	RHP 1959-75
16	Adam Wainwright	RHP 2005-10, '12-21
13	Pepper Martin	OF/3B 1928, '30-40, '44
12	Tom Pagnozzi	C 1987-98
11	Matt Carpenter	INF/OF 2011-21



- Led the league in caught stealing percentage on four occasions (2005, 2007, 2010, 2014), T4th-most in MLB history.
- Has also led the league in games caught seven times (T3rd in MLB history) and range factor/9 six times (T3rd in MLB history).
- In 2018, established a new Major League record for a catcher 35-years or older by starting 27 consecutive games (7/22-8/19), which was most by any Cardinals backstop since Ted Simmons (29 straight in 1979).

Awards

- Named to the National League All-Star Team on nine occasions (2009-15, '17-18), including seven straight.
- His nine All-Star selections tie him with Red Schoendienst, Albert Pujols, and Bob Gibson for 5th-most among Cardinals franchise leaders.
- His .556 average during All-Star exhibitions ranks 2nd all-time among players with at least nine All-Star plate appearances. Only Hall of Fame center fielder Richie Ashburn, who hit .600 (6-10) in four All-Star games, hit at a better clip.
- Finished in the top-five in National League MVP voting in 2012 (4th) and 2013 (3rd), receiving two first place votes during each season.
- 2013 winner of the National League Louisville Silver Slugger award, presented annually to each league's best offensive player at each position with voting by Major League managers and coaches.
- Joined Hall of Famer Ted Simmons (1980) as the only Cardinals catchers to earn the offensive honor.
- Winner of the prestigious 2018 Roberto Clemente Humanitarian Award, annually given by Major League Baseball to the player "who best represents the game of baseball through positive contributions on and off the field, including sportsmanship and community involvement. Joined Carlos Beltran (2013), Albert Pujols (2008), Ozzie Smith (1995) and Lou Brock (1975) as former Cardinals winners.

Offensively Among MLB Primary Catchers

- Is the league leader and ranks among all-time catching leaders in Major League history in career at-bats (11th), hits (12th), doubles (T8th), total bases (17th), RBI (15th), stolen bases (66, 34th)
- Is one of 12 primary catchers to record 2,000 career hits, and needs 68 RBI to reach 1,000 for his career. Only eight primary catchers in MLB history have reached the 2,000 hit/1,000 RBI plateau: Yogi Berra, Johnny Bench, Joe Torre, Ted Simmons, Carlton Fisk, Gary Carter, Mike Piazza, and Iván Rodríguez.
- Since his MLB debut in 2004, leads primary catchers in three hit games (128), and ranks T2nd in four-hit games (19) with Iván Rodríguez, trailing only Joe Mauer (20).
- Is one of eight primary catchers in MLB history to produce 12 or more seasons with 100 or more hits.

ALL-STAR GAME SELECTIONS IN CARDINALS HISTORY

Rank	ASGs	Seasons
1.	Stan Musial	24 1943-44, '46-63
2.	Ozzie Smith	14 1982-92, '94-96
3.	Ken Boyer	11 1956, '59-64
4.	Enos Slaughter	10 1941-42, '46-53
5.	Bob Gibson	9 1962, '65-70, '72
	Albert Pujols	9 2001, '03-10
	Red Schoendienst	9 1946, '48-55, '57
	Yadier Molina	9 2009-15, '17-18

ALL-STAR GAME SELECTIONS AMONG CATCHERS IN MAJOR LEAGUE HISTORY

Rank	ASGs	Seasons
1.	Yogi Berra	16 1948-62
2.	Iván Rodríguez	14 1992-2001, '04-07
3.	Johnny Bench	13 1968-80
4.	Del Crandall	11 1953-56, '58-60, '62
	Bill Dickey	11 1933-34, '36-43, '46
	Carlton Fisk	11 1972-74, '76-78, '80-82, '85, '91
	Bill Freehan	11 1964-75
	Mike Piazza	11 1993-98, '99-02, '05
9.	Gary Carter	10 1975, '79-88
	Elston Howard	10 1957-65
11.	Yadier Molina	9 2009-15, '17-18
	Smoky Burgess	9 1954-55, '59-61, '64
	Sherm Lollar	9 1950, '54-60

Caught at least 50% games played in the field during All-Star season

GOLD GLOVE AWARDS BY A CARDINAL

Rank	Position	Awards	Seasons
1.	Ozzie Smith	SS	11 1982-92
2.	Bob Gibson	P	9 1965-73
	Yadier Molina	C	9 2008-15, '18
4.	Curt Flood	OF	7 1963-69
5.	Bill White	1B	6 1960-65
	Keith Hernandez	1B	6 1978-83
	Jim Edmonds	OF	6 2000-05

GOLD GLOVES AWARDS AMONG CATCHERS IN MAJOR LEAGUE HISTORY

Rank	Awards	Seasons
1.	Iván Rodríguez	13 1992-2001, '04, '06-07
2.	Johnny Bench	10 1968-77
3.	Yadier Molina	9 2008-15, '18
4.	Bob Boone	7 1978-79, '82, '86-89
5.	Jim Sundberg	6 1976-81

GOLD GLOVES BY TEAM - MLB HISTORY

Rank	GGs	Rank	GGs
1.	Cardinals	6.	Pirates
2.	Orioles	7.	Red Sox
3.	Yankees	8.	Dodgers
4.	Braves	9.	Twins
	Reds	10.	Giants/Tigers



MAJOR LEAGUE BATTERY MATES

Top Pitching & Catching Tandems in MLB History (since 1908)

Tandem & Team(s)	Starts
1. Mickey Lolich & Bill Freehan Detroit Tigers (1963-75)	324
2. Warren Spahn & Del Crandall Boston/Milwaukee Braves (1949-63)	316
3. Red Faber & Ray Schalk Chicago White Sox (1914-26)	306
4. Don Drysdale & John Roseboro Brooklyn/Los Angeles Dodgers (1957-67)	283
5. Red Ruffing & Bill Dickey New York Yankees (1930-46)	282
6. Adam Wainwright & Yadier Molina St. Louis Cardinals (2005-present)	274

MOST SEASONS AS TEAMMATES

St. Louis Cardinals	Seasons
Yadier Molina & Adam Wainwright 2005-21	17

Stan Musial & Red Schoendienst 1946-56, 1961-63	14
--	----

Most recent Major League team with 17 or more seasons:

New York Yankees	Seasons
Mariano Rivera & Derek Jeter 1995-2013	19

Most recent National League team(s) with 17 seasons:

Cincinnati Reds & Philadelphia Phillies	Seasons
Pete Rose & Tony Perez Reds: 16 (1964-76, '84-86) & Phillies: 1 (1983)	17

Pittsburgh Pirates (one team)	Seasons
Bill Mazeroski & Roberto Clemente 1956-72	17

GOLD GLOVE-WINNING BATTERYMATES FOR THE SAME TEAM & SAME SEASON

MLB Batterymate	Team	Year
Jim Kaat & Earl Battey	Twins	1962
Rick Reuschel & Tony Peña	Pirates	1985
Bret Saberhagen & Bob Boone	Royals	1989
Kenny Rogers & Iván Rodríguez	Rangers	2000
Kenny Rogers & Iván Rodríguez	Tigers	2006
Adam Wainwright & Yadier Molina	Cardinals	2009
Adam Wainwright & Yadier Molina	Cardinals	2013

FEWEST STOLEN BASES AGAINST SINCE 2005

MLB Rank	SB	CS	ATT
1. St. Louis Cardinals	794	440	1,234
2. Arizona Diamondbacks	1,153	512	1,665
3. Minnesota Twins	1,236	465	1,701

- Is Major League Baseball's 3rd-toughest catcher to strike out (9.73 PA/SO) since his Major League debut in 2004, and ranks 24th overall among all Major Leaguers during that time span. Among all active Major Leaguers, only Andrelton Simmons (11.09 PA/SO) strikes out less.
- Is one of just seven qualified catchers to record four seasons with a .300+ season batting mark (.305 in 2011; .315 in 2012; .319 in 2013; .307 in 2016), joining Ivan Rodríguez (7 seasons), Mike Piazza (7), Mickey Cochrane (7), Ted Simmons (6), Bill Dickey (5) and Buster Posey (4) (*min. 502 plate appearances*).
- Since 2008, his 437 hits with runners in scoring position leads all Major League catchers (ranks 11th overall) and his .307 batting average (437-1425) ranks 2nd to Buster Posey (.312, 355-1138); his .283 average (193-683) with runners in scoring position and two outs, leads all catchers.
- Since 2017, ranks 2nd among Major League catchers in hits (408) and 4th in RBI (229).
- Hit 44 doubles during Silver Slugger year in 2013, 2nd-most by a catcher in MLB single-season history behind Hall of Famer Iván Rodríguez (47 in 1996). Later passed by Milwaukee's Jonathan Lucroy (53 in 2014).

Busch Stadium III

- Holds the all-time Busch Stadium III record in games played (942), at-bats (3,266), hits (931), doubles (177), RBI (418), total bases (1,291), and singles (692).
- Is one of only four primary catchers in MLB history to hold their home stadium's all-time hits record, with Jim Sundberg (582 at Arlington Stadium), Joe Mauer (637 at Target Field), and Buster Posey (650 at Oracle Park).
- Molina and Hall of Famer Yogi Berra (1,042 at Original Yankee Stadium) are the two primary catchers in MLB history to record 1,000 hits in their home stadium.
- Was the Cardinals starting catcher in the first game in Busch Stadium III history (April 10, 2006 vs. Milwaukee), opposite starting pitcher Mark Mulder.

Postseason Career

- Has taken part in four World Series (2004, 2006, 2011, 2013), winning championships in 2006 and 2011.
- Appeared in a franchise record 11 postseasons (2004-06, '09, '11-15, '19-20). Is the 9th position player (3rd catcher) in MLB history to appear in 11 or more postseasons.
- Played in a National League-record 101 postseason games, 6th all-time in MLB postseason history behind Derek Jeter (158), Jorge Posada (125), Bernie Williams (121), David Justice (112), and Manny Ramirez (111).
- Is the Cardinals all-time postseason leader in hits (101), singles (78), games played, and at-bats (361).
- Sports a career .280 (101-361) postseason average with 101 hits and 19 doubles, both that rank 2nd all-time among catchers behind Jorge Posada (103 hits & 23 doubles).
- Molina's 36 career postseason RBI rank 3rd all-time among MLB catchers, trailing Posada (42) and Yogi Berra (39).
- His 28 career postseason multi-hit games are most in franchise history, most all-time among MLB catchers, and rank 5th MLB postseason history.



- His career .312 batting average (44-141) in the LCS ranks 6th among catchers, while his 44 hits rank first among catchers (T6th overall); his eight LCS doubles rank 2nd among catchers (T5th overall).
- Owns a .328 (22-for-67) career average in 21 World Series games.
- Has thrown out 13 attempted basestealers over his postseason career, most among active Major League catchers and T10th in Major League postseason history.
- Is a member of two of the top six starting batteries in MLB postseason history, catching Chris Carpenter in 18 postseason games (3rd) and Adam Wainwright in 14 games (T6th). Only the combos of Andy Pettitte-Jorge Posada (24) and Tom Glavine-Javy Lopez (19) have appeared in more.

2020

NL Ranks: Plate Appearances/Strikeout (7.43, 7th), Highest pct. swinging on 1st pitch (43.6, 5th), Highest pct. of pitches put in play (22.6, 4th), lowest percentage of pitches taken (44.7, 4th), GIDP (7, 9th).

- Despite missing eight games to COVID (8/15-8/20) and having two fewer games on the playing schedule, the 38-year old backstop led NL catchers in starts (42) and caught stealing pct. (54.5%), co-led in games (42), and finished 2nd in innings caught (337.1) behind Pittsburgh's Jacob Stallings (345.0).
- Led the Cardinals in plate appearances/strikeout and two-strike batting average (.221, 15-68).
- Was 2-for-2 with 4 RBI in bases loaded situations.
- Made his 16th straight (2005-20) Opening Day start at catcher (7/24 vs. Pittsburgh), extending his franchise record for most consecutive at one position.
- Tallied a season-high four hits vs. Cincinnati (8/23).
- Carried a .300 batting average as late as 9/4, ending the day at .304.
- With teammate Adam Wainwright, surpassed Steve Rogers and Gary Carter on 9/11 vs. Cincinnati for their 271st career game as battery-mates, 6th-most in Major League history.
- Played in his 2,000th game as a member of the Cardinals vs. Cleveland (8/30), becoming the 3rd Cardinal to play 2,000 games behind Stan Musial (3,026) and Lou Brock (2,289).
- Passed Red Schoendienst into 6th place all-time in Cardinals history with his 1,981st career hit on a hit-and-run single on 8/30 vs. CLE.
- That same afternoon, caught Adam Wainwright's 23rd career complete game on 8/30 in a 7-2 win over the Indians, becoming the oldest battery in Cardinals history to hook up for a complete game (28,174 days).
- Collected his 2,000th career hit vs. Milwaukee (9/24), a single off Justin Topa in the 7th inning. Became the 6th player in Cardinals history and 11th primary catcher to eclipse 2,000 hits in a Major League career.
- Moved past Joe "Ducky" Medwick (923) and Ted Simmons (929) into 7th place all-time in Cardinals history with 932 career RBI.

SEASONS OF CATCHING 100+ GAMES

MLB Rank	Seasons		
1. Iván Rodríguez	17	1992-93, '95-99, 2001-07, '10	
2. Bob Boone	15	1973-74, '76-80, '82-89	
Yadier Molina	15		2005-19

SHUTOUT WINS AMONG STARTING CATCHERS IN MLB HISTORY

MLB Rank	Wins	Seasons
1. Yogi Berra	184	1946-63
2. Gary Carter	168	1974-92
3. Yadier Molina	158	2004-present

EXTRA-INNING STARTS & FINISHES AT C

Cardinals Rank	Games	Seasons
1. Yadier Molina	134	2004-present
2. Ted Simmons	128	1970-80

PRIMARY CATCHERS IN MLB HISTORY WITH 2,000+ HITS AND 1,000+ RBI

Catcher	Hits	RBI	Seasons
Yogi Berra	2,150	1,430	1946-65
Joe Torre	2,342	1,185	1960-77
Johnny Bench	2,048	1,376	1967-83
Ted Simmons	2,472	1,389	1968-88
Carlton Fisk	2,356	1,330	1969-93
Gary Carter	2,092	1,225	1974-92
Mike Piazza	2,127	1,335	1992-2007
Ivan Rodriguez	2,844	1,332	1991-2011
Yadier Molina	2,001	932	2004-present
A.J. Pierzynski	2,043	909	1998-2016
Joe Mauer	2,123	923	2004-18
Gabby Hartnett	1,912	1,179	1922-41
Bill Dickey	1,969	1,209	1928-46
Jorge Posada	1,664	1,065	1995-2011
Lance Parrish	1,782	1,070	1977-95
Brian McCann	1,590	1,018	2005-19

NOTABLE PLAYERS IN MLB HISTORY WITH 2,000+ HITS, 150+ HR, 350+ 2B, & 500+ BB

Cardinal	Hits	2B	HR	BB
Stan Musial*	3,630	725	475	1,599
Albert Pujols	2,073	455	445	975
Rogers Hornsby*	2,110	367	193	660
Yadier Molina	2,001	381	160	513

MLB Catcher	Hits	2B	HR	BB
Johnny Bench*	2,048	381	389	891
Ted Simmons*	2,472	483	248	855
Carlton Fisk*	2,356	421	376	849
Gary Carter*	2,092	371	324	848
Iván Rodríguez*	2,844	572	311	513
Yadier Molina	2,001	381	160	513

* Hall of Fame



- Surpassed Matt Holliday (156) and Johnny Mize (158) for 10th place in Cardinals history with 160 career home runs.
- After the Cardinals were being held scoreless for 6.0 innings with 11 strikeouts, hit the go-ahead home run in the top of the 7th off Derek Holland as the Cardinals rallied to win 2-1 at Pittsburgh (9/20).
- Was one of eight NL catchers with a pick-off, his 51st career, most among active catchers, and 4th-most all-time (since 1974).
- Was called for catchers interference twice over the span of four days (9/15 at Milwaukee - Ryan Braun & 9/18 at Pittsburgh - Bryan Reynolds) after being called only twice in the previous 16 years.
- Was his first season since 2008 in which he did not record a stolen base.
- Hit into a triple play vs. Milwaukee (9/27) in final regular season plate appearance of 2020.
- Enjoyed his trips around the bases, averaging a 26.7 second home run trot speed that ranked 4th-longest in the NL.

2020 POSTSEASON: Batted .462/.500/.615 (6-13) with a pair of doubles and 1.115 OPS in three games of the Wild Card Series vs. San Diego... went 3-5 with RBI in St. Louis' 7-4 win in Game 1; marked his 7th career postseason game with three or more hits and first since Game 3 of the 2013 World Series vs. Boston...surpassed Albert Pujols for most doubles by a Cardinal (19), tying the active MLB mark with Justin Turner. Game 2 marked his 100th career postseason game, passing Tino Martinez for 6th all-time in MLB postseason history...also recorded his 100th career postseason hit in Game 2.

BACKGROUND/PERSONAL

- He and his wife, Wanda, make their home in Jupiter, Fla., with their sons, Yanuell Benjamin (10/20/2008) and Daniel (2/6/2016), and daughter, Adrianna (7/4/2010).
- Graduated from Escuela Superior Maestro Ladi in Vega Alta, Puerto Rico in 2000.
- Yadier (2006, 2011) and his two older brothers, Bengie (2002 Angels) and Jose (2002 Angels, 2009 Yankees), are the only trio of brothers to have all won a World Series ring.
- Played American Legion ball in 2000 for Post #48.
- Changed from uniform #41 to #4 prior to 2006 season.
- 2015 Darryl Kile award winner by vote of his teammates.
- Created his own line (M4 by Yadi) of athletic and casual clothing.
- Avid fan of the St. Louis Blues.
- In 2020, Yadi and his wife became sole owners of Los Vaqueros, a basketball team based in Bayamo, Puerto Rico that plays in the nine-team Baloncesto Superior Nacional league.

World Baseball Classic

- Played for Puerto Rico in all four World Baseball Classic (2006, 2009, 2013, 2017).
- Jose Oquendo was his manager in 2006 and 2009.
- Named to the all-WBC team in both 2013 and 2017 after guiding Puerto Rico to Silver Medals.
- Named the Most Valuable Player of Pool F in 2017.

MOST SEASONS PLAYED WITH ONLY ONE FRANCHISE - MLB HISTORY (1876-2021)

Seasons	Team	Tenure
23	Brooks Robinson	Orioles 1955-77
23	Carl Yastrzemski	Red Sox 1961-83
22	Stan Musial	Cardinals 1941-44, '46-63
22	Al Kaline	Tigers 1953-74
22	Mel Ott	Giants 1926-47
22	Cap Anson	Cubs 1876-97
21	George Brett	Royals 1973-93
21	Walter Johnson	Senators 1907-27
21	Ted Lyons	White Sox 1923-42, '46
21	Cal Ripken Jr.	Orioles 1981-2001
21	Willie Stargell	Pirates 1962-82
20	Luke Appling	White Sox 1930-43, '45-50
20	Craig Biggio	Astros 1988-2007
20	Red Faber	White Sox 1914-33
20	Tony Gwynn	Padres 1982-2001
20	Mel Harder	Indians 1928-47
20	Derek Jeter	Yankees 1995-2014
20	Alan Trammell	Tigers 1977-96
20	Robin Yount	Brewers 1974-93
19	Ernie Banks	Cubs 1953-71
19	Dave Concepción	Reds 1970-88
19	Charlie Gehringer	Tigers 1924-42
19	Chipper Jones	Braves 1993, '95-2012
19	Barry Larkin	Reds 1986-2004
19	Jim Palmer	Orioles 1965-67, '69-84
19	Mariano Rivera	Yankees 1995-2013
19	Lou Whitaker	Tigers 1977-95
19	Ted Williams	Red Sox 1939-42, '46-60
18	Yadier Molina	Cardinals 2004-21
18	Ossie Bluege	Senators 1922-39
18	Roberto Clemente	Pirates 1955-72
18	Bob Feller	Indians 1936-41, '45-56
18	Ed Kranepool	Mets 1962-79
18	Mickey Mantle	Yankees 1951-68
18	Edgar Martínez	Mariners 1987-2004
18	Bill Russell	Dodgers 1969-86
18	Mike Schmidt	Phillies 1972-89
18	Frank White	Royals 1973-90
17	Bob Gibson	Cardinals 1959-75
17	Johnny Bench	Reds 1967-83
17	Frankie Crosetti	Yankees 1932-48
17	Bill Dickey	Yankees 1928-43, '46
17	Jim Gantner	Brewers 1976-92
17	Lou Gehrig	Yankees 1923-39
17	Todd Helton	Rockies 1997-2013
17	Bill Mazerowski	Pirates 1956-72
17	Jorge Posada	Yankees 1995-2011
17	Pie Traynor	Pirates 1920-35, '37
16	Adam Wainwright	Cardinals 2005-10, '12-21
16	Ryan Zimmerman	Nationals 2005-19, '21
16	Tommy Bridges	Tigers 1930-43, '45-46
16	Whitey Ford	Yankees 1950, '53-67
16	Stan Hack	Cubs 1932-47
16	Carl Hubbell	Giants 1928-43
16	Vern Law	Pirates 1950-51, '54-67
16	Clyde Milan	Senators 1907-22
16	Pee Wee Reese	Dodgers 1940-42, '46-58
16	Jim Rice	Red Sox 1974-89
16	Bernie Williams	Yankees 1991-2006

**OLDEST MLB PLAYERS TO APPEAR IN 2020**

MLB Player	Team	DOB
1. Albert Pujols	Angels	1/16/80
2. Rich Hill	Dodgers	3/11/80
3. Erik Kratz	Yankees	6/15/80
4. Nelson Cruz	Twins	7/1/80
5. Oliver Perez	Cleveland	8/15/81
6. Adam Wainwright	Cardinals	8/30/81
7. Yadier Molina	Cardinals	7/13/82
Shin-Soo Choo	Rangers	7/13/82

MLB PLAYERS AGE 38 OR OLDER TO CATCH 115+ GAMES IN A SEASON

Catcher	Season	Team	OD Age	Games
Bob Boone	1986	Angels	38	144
Bob Boone	1989	Royals	41	129
Bob Boone	1987	Angels	39	127
Carlton Fisk	1987	White Sox	39	122
Bob Boone	1988	Angels	40	121
Carlton Fisk	1990	White Sox	42	116

MOST GAMES - MLB POSTSEASON HISTORY

MLB Rank	Games	Postseasons
1. Derek Jeter	158	1996-2007, '09-12
2. Jorge Posada	125	1996-2007, '09-11
3. Bernie Williams	121	1995-2006
4. David Justice	112	1991-93, '95, '97-2002
5. Manny Ramirez	111	1995-99, 2003-05, '07-09
6. Yadier Molina	101	2004-06, 09, 11-15, 19-20

MOST POSTSEASONS PLAYED IN MLB HISTORY - POSITION PLAYERS

MLB Rank	Postseasons	Seasons
1. Derek Jeter	16	1996-2007, 09-12
2. Jorge Posada	15	1996-2007, 09-11
3. Yogi Berra	14	1947, 49-53, 55-58, 60-63
4. Mickey Mantle	12	1951-53, '55-58, 60-64
Bernie Williams	12	1995-2006
Chipper Jones	12	1995-2005, 12
7. Manny Ramirez	11	1995-99, 2003-05, 07-09
Kenny Lofton	11	1995-99, 2001-04, 06-07
Yadier Molina	11	2004-06, 09, 11-15, 19-20

Winter Ball and Caribbean Series

- After 2004 season, teamed with Rick Ankiel during Puerto Rican Winter League play with Carolina. Played for Carolina in 2006, winning Puerto Rican Championship.
- After the 2020 season, played for two teams in the 2020-21 Puerto Rican Winter League, one of which advanced to the Caribbean Series in Mazatlán, Mexico.
- Marked Molina's first participation in his homeland's winter ball circuit since 2012-13 with Gigantes de Carolina, and second in the Caribbean Series.
- In the 2007-08 tournament in Puerto Rico, Yadi played with Gigantes De Carolina with brother José Molina, Alex Cora and Juan González.
- Initially played for Atenienses de Manatí in 2021, which was managed by Molina's older brother, José.
- Yadi made his first career professional pitching appearance in a lopsided loss for the club in the playoff semifinals. Switched from DH to pitcher in the ninth inning while trailing 19-7 (1.0 IP, H, HR, K).
- After Atenienses was eliminated, Molina was chosen to reinforce Criollos de Caguas in the island's championship series.
- The Criollos swept Indios de Mayagüez to win its 19th league title (most in Puerto Rican League history) and advanced to play in the Caribbean Series.
- Lost in the championship game to Carlos Martínez's club from the Dominican Republic.

Japan All-Star Series

- In November 2018 with former teammate John Brebbia, played on the MLB roster vs. Nippon Professional Baseball all-stars in the Japan All-Star Series, a seven-day series of games in Tokyo, Hiroshima, and Nagoya in Japan.
- The trip to Japan marked 37th time Major Leaguers toured Japan for exhibition games in a series dating back to 1908.
- At age 36, Molina was the oldest player on the MLB roster.
- Hit .500 (8-16) with a home run and double in four games.

Puerto Rico Under 23 National Team Manager

- Served as manager of Puerto Rico's under-23 national baseball team during recent off-seasons (2017-18).
- After 2017 season, guided Puerto Rico to a 6-3 record and third-place finish in the Pan American U-23 Baseball Championships in Panama City.
- In 2018, Puerto Rico's under-23 national baseball team finished 8th (4-4 record) in the 2018 WBSC Baseball World Cup in Colombia.

Philanthropic Efforts

- Winner of the prestigious 2018 Roberto Clemente Humanitarian Award, annually given by Major League Baseball to the player “who best represents the game of baseball through positive contributions on and off the field, including sportsmanship and community involvement. Joined Carlos Beltran (2013), Albert Pujols (2008), Ozzie Smith (1995) and Lou Brock (1975) as previous Cardinals winners.
- In 2010, he and his wife established Foundation 4 (Fundación 4), a 501 (c) (3) nonprofit charity, with its main mission to create happier lives and futures for underprivileged children in Puerto Rico.
- Following 2017 season, assisted with Hurricane Maria relief efforts in Puerto Rico and raised over \$800,000.
- Forty-eight hours after the end of the 2017 season, was in Puerto Rico with seven industrial-sized crates of supplies.
- From approximately 6 a.m. until midnight for nearly two weeks, visited the Vega Alta area and went door-to-door with supplies. Also picked up debris, moved fallen trees, cleared roads, replaced roofs, and handed out provisions to thousands living in the poorest and hardest hit areas.
- In December 2017, raised \$200,000 by hosting a free Home Run Derby & Celebrity Softball Game at San Juan’s Hiram Bithorn Stadium, where 20,000 fans watched him and his WBC teammates compete.
- Also through his Foundation 4, helped fund the Hogar Mis Primeros Pasos safe house for battered children in Dorado, the purchase of an anesthesia machine for Puerto Rico Children’s Hospital in Bayamon’s pediatric oncology ward, and the growth of the Fundacion Go Gogo in Ponce facility that specializes in caring for pediatric cancer patients.
- In June 2018, hosted the Flavors of Puerto Rico charity dinner in St. Louis.
- During the holidays, regularly purchases hundreds of Thanksgiving turkeys and funds a public holiday music concert for his home neighborhood Barrio Kulian in Dorado.
- Provides scholarships to the Carlos Beltran Baseball Academy in Florida, Puerto Rico.
- Has donated more than \$1.5 million toward the refurbishment of Jesus Rivera Kulian “Mambe” Baseball Park in Vega Alta.
- Supports amateur baseball team Guardianes de Dorado.
- Regularly invites the St. Louis Puerto Rican Society to Busch Stadium and to attend teammate’s events.



After recording his 2,000th career hit, catcher Yadier Molina completes a postgame interview while pitcher Adam Wainwright celebrates at Busch Stadium, September 24, 2020 vs. Milwaukee.



ST. LOUIS CARDINALS ALL-TIME OFFENSIVE LEADERS

Rank	Games Played	Seasons
1. Stan Musial	3,026	1941-44, '46-63
2. Lou Brock	2,289	1964-79
3. Yadier Molina	2,025	2004-present

Rank	At-Bats	Seasons
1. Stan Musial	10,972	1941-44, '46-63
2. Lou Brock	9,125	1964-75
3. Ozzie Smith	7,160	1982-96
4. Yadier Molina	7,115	2004-present

Rank	Hits	Seasons
1. Stan Musial	3,630	1941-44, '46-63
2. Lou Brock	2,713	1964-75
3. Rogers Hornsby	2,110	1915-26, '33
4. Albert Pujols	2,073	2001-11
5. Enos Slaughter	2,064	1938-53
6. Yadier Molina	2,001	2004-present

Rank	Total Bases	Seasons
1. Stan Musial	6,134	1941-44, '46-63
5. Enos Slaughter	3,138	1938-53
6. Ken Boyer	3,011	1955-65
7. Yadier Molina	2,876	2004-present

Rank	Extra-Base Hits	Seasons
1. Stan Musial	1,377	1941-44, '46-63
9. Ken Boyer	585	1955-65
10. Yadier Molina	548	2004-present

Rank	Sacrifice Flies	Seasons
1. Yadier Molina	71	2004-present
2. Albert Pujols	68	2001-11

Rank	Doubles	Seasons
1. Stan Musial	725	1941-44, '46-63
2. Albert Pujols	455	2001-11
3. Lou Brock	434	1964-75
4. Yadier Molina	381	2004-present

Rank	Home Runs	Seasons
1. Stan Musial	475	1941-44, '46-63
8. Jim Bottomley	181	1922-32, '36-37
9. Ted Simmons	172	1968-80
10. Yadier Molina	160	2004-present

Rank	RBI	Seasons
1. Stan Musial	1,951	1941-44, '46-63
5. Rogers Hornsby	1,072	1915-26, '33
6. Ken Boyer	1,001	1955-65
7. Yadier Molina	932	2004-present

MAJOR LEAGUE BASEBALL ALL-TIME CATCHING LEADERS

Rank	Games Caught	Seasons
1. Iván Rodríguez	2,427	1991-2011
2. Carlton Fisk	2,226	1969-93
3. Bob Boone	2,225	1972-90
4. Gary Carter	2,056	1974-92
5. Jason Kendall	2,025	1996-2010
6. Yadier Molina	1,989	2004-present

Rank	Starts at Catcher	Seasons
1. Iván Rodríguez	2,346	1991-2011
2. Carlton Fisk	2,097	1969-93
3. Bob Boone	2,091	1972-90
5. Jason Kendall	1,990	1996-2010
5. Gary Carter	1,954	1974-92
6. Yadier Molina	1,923	2004-present

Rank	Pickoffs	Seasons
1. Iván Rodríguez	83	1991-2011
2. Bob Boone	*57	1992-90
3. Jim Sundberg	55	1974-89
4. Yadier Molina	51	2004-present

* Incomplete data

Rank	Innings Caught	Seasons
1. Iván Rodríguez	20,347.1	1991-2011
2. Jason Kendall	17,478.0	1996-2010
3. Gary Carter	17,369.0	1974-92
4. Bob Boone	*17,081.1	1972-90
6. Yadier Molina	16,665.0	2004-present

Rank	Putouts	Years Active
1. Iván Rodríguez	14,864	1991-2011
2. Yadier Molina	13,741	2004-present

Rank	Total Chances	Seasons
1. Iván Rodríguez	16,233	1991-2011
2. Yadier Molina	14,806	2004-present

Rank	Caught Stealing Percentage	Seasons
1. Iván Rodríguez	45.6%	1991-2011
8. Jim Essian	*40.5%	1973-84
9. Butch Wynegar	40.3%	1976-88
Yadier Molina	40.3%	2004-present

Minimum 600 games (since 1974)



MAX MOROFF

(moer-AWF)

67

HEIGHT	WEIGHT	BATS/THROWS	BIRTH DATE	ML SERVICE
5-10	191	S/R	5/13/1993	1.053

FULL NAME: Max Anthony Moroff

BORN: Winter Park, Florida

OPENING DAY AGE: 27 (Turns 28 on May 13)

BECAME CARDINAL: Signed by the Cardinals as a minor league free agent, December 15, 2020.

CONTRACT STATUS: Signed through 2021

MLB DEBUT: July 31, 2016 at Milwaukee

INFIELDER (NON-ROSTER)



MOROFF, MAX

COMPLETE RECORD

Year Team	AVG	G	AB	R	H	2B	3B	HR	RBI	SH	SF	HBP	BB	IBB	SO	SB	CS	GDP	SLG	OBP	E
2012 GCL Pirates	.343	23	67	17	23	3	0	1	7	2	2	1	17	0	11	7	3	2	.433	.471	3
2013 West Virginia	.233	115	429	75	100	18	3	8	48	7	3	2	65	0	102	8	8	7	.345	.335	33
2014 Bradenton	.244	130	467	57	114	30	6	1	50	7	3	3	54	0	129	21	*15	4	.340	.324	13
2015 Altoona	.293	*136	*523	*79	153	28	6	7	51	13	5	1	70	3	111	17	13	8	.409	.374	19
2016 Pittsburgh	.000	2	2	0	0	0	0	0	0	0	0	0	0	0	2	0	0	0	.000	.000	0
Indianapolis	.230	133	421	61	97	18	4	8	45	5	2	*90	1	129	9	7	6	.349	.367	12	
2017 Pittsburgh	.200	56	120	19	24	4	1	3	21	1	1	2	16	0	43	0	1	0	.325	.302	0
Indianapolis	.254	51	185	31	47	10	0	13	37	0	1	1	41	2	59	5	2	1	.519	.390	13
2018 Pittsburgh	.186	26	59	7	11	1	0	3	9	0	0	1	7	1	24	0	0	0	.356	.284	1
Indianapolis	.223	74	247	38	55	14	2	8	38	4	3	0	43	0	68	5	0	3	.393	.334	12
2019 Cleveland	.125	20	32	3	4	1	0	1	4	1	0	0	2	0	16	1	0	0	.250	.176	0
Columbus	.213	34	108	20	23	4	0	4	8	0	0	2	26	0	34	1	2	5	.361	.375	1
Indians Blue	.294	6	17	4	5	2	0	1	6	0	0	1	1	0	4	0	0	0	.588	.368	0
Indians Red	.600	1	5	2	3	0	0	0	1	0	0	0	0	0	1	0	0	0	.600	.600	1
2020	DID NOT PLAY																				
MAJOR TOTALS	.183	104	213	29	39	6	1	7	34	2	1	3	25	1	85	1	1	0	.319	.277	1
MINOR TOTALS	.251	703	2469	384	620	127	21	51	291	38	19	13	407	6	648	73	50	36	.382	.358	107

* Led League

Note: Major League Uniform Numbers Worn: 38 (2016-18), 62 (2017), 26 (2019), 67 (2021-present)

REGULAR SEASON FIELDING RECORD

Position	PCT	G	PO	A	E	TC	DP
Second Base	.992	55	59	73	1	133	23
Third Base	1.000	8	3	10	0	13	3
Shortstop	1.000	32	23	62	0	85	9

CAREER TRANSACTIONS

- Selected by Pittsburgh Pirates in the 16th round (496th overall) of the June, 2012 First Year Player Draft.
- Acquired by Cleveland Indians along with Jordan Luplow from the Pittsburgh Pirates in exchange for Erik Gonzalez, Tahnaj Thomas and Dante Mendez, November 14, 2018.
- Signed by New York Mets as a minor league free agent, December 9, 2019.
- Signed by St. Louis Cardinals as a minor league free agent, December 15, 2020.



CAREER HIGHS

Most Hits: 3, 9/4/17 vs. Chicago Cubs
Most Runs: 2, five times. Last: 4/20/19 vs. Atlanta
Most 2Bs: 1, six times. Last: 4/5/19 vs. Toronto
Most HRs: 1, seven times. Last: 4/20/19 vs. Atlanta
Most RBI: 4, twice. Last: 10/1/17 at Washington
Most BBs: 2, five times. Last: 7/9/18 vs. Washington
Longest Hitting Streak: 5 games, 9/3-8/17

CAREER NOTES

- Pittsburgh Pirates 2015 Minor League Player of the Year.
- Posted a career .996 fielding percentage, committing only one error in 231 total fielding chances in the Major Leagues while playing second base, shortstop and third base.
- Has played for three Major League organizations including the Pirates, Indians and Cardinals. Was originally drafted by the Pirates in 2012 out of high school.
- Hit his first Major League home run off Carlos Martinez vs. STL (7/16/2017) at PNC Park.
- Has a career batting average of .571 (4-7) with the bases loaded, including a double, triple and 11 RBI.
- Was recalled by Pittsburgh on 7/31/2016 and made his Major League debut that afternoon in Milwaukee; struck out as a pinch-hitter against lefty Will Smith.
- Led the 2016 International League with 90 walks with the next highest total at 66.
- Was selected to the Eastern League's 2015 Midseason and Postseason All-Star teams.
- Set an Altoona (AA) club record for most hits in a season by a switch-hitter in 2015 and his 153 hits were the most by a Curve player since Starling Marte posted a franchise-record with 178 in 2011.
- Produced a 30-game on-base streak with Altoona (AA) in 2015 from 4/10 to 5/15, the longest by any player in the Eastern League in 2015 and three shy of the Curve club record.
- Led 2014 Florida State League second basemen in fielding percentage (.980), games (123), total chances (647), putouts (239), assists (395) and double plays (88). Also posted career-highs with 21 stolen bases and 30 doubles.
- Homered from both sides of the plate twice while in Triple-A during the 2017 season, both against Columbus.
- Played in the postseason four straight seasons while in the minor leagues (2012-15) and was a member of the 2012 Gulf Coast League Champions with the Pirates.
- Was on the 7-day Injured List while in the minor leagues in 2019 with strained left scapula from May 23 - July 10. Appeared in seven rehab games from July 8-10.

2020

- Did not play during the 2020 season.

AWARDS & HONORS

Pirates Minor League Player of the Year
 2015: Altoona (AA)

MiLB Organizational All-Star
 2015: Pittsburgh

Baseball America Double-A All-Star
 2015: Altoona (AA)

Eastern League Mid-Season All-Star
 2015: Altoona (AA)

Eastern League Postseason All-Star
 2015: Altoona (AA)

Gulf Coast League Champions
 2012: GCL Pirates (R)

**Little League World Series
 Semi-Finalist**
 2005: Maitland (FL) Little League

CAREER MILESTONES

Major League Debut
 July 31, 2016 at Milwaukee

First Career Major League Hit
 May 9, 2017 at Los Angeles (NL)
 (7th inning, PH-single, off Luis Avilán)

First Career Major League Home Run
 July 16, 2017 vs. St. Louis
 (5th inning, solo, off Carlos Martínez)

First Career Major League Stolen Base
 April 20, 2019 vs. Atlanta
 (2nd inning, second base)

BACKGROUND/PERSONAL

- Played high school baseball at Trinity Prep School in Winter Park, Fla., the only Major League Baseball player to come from the school. Went 80-for-80 in stolen base attempts during his high school career.
- Was a member of the 2005 Maitland (Fla.) Little League team that represented the Southeast in the Little League World Series. Team advanced to the semi-final round before losing to Vista (Calif.) 6-2.
- Originally selected by Pittsburgh in the 16th round of the June, 2012 First-Year Player Draft.
- Signed his college letter of intent to play baseball at the University of Central Florida.
- Is a fan of the Orlando Magic and UCF Knights football.
- Grew up rooting for Cal Ripken, Jr. and Derek Jeter.
- Resides in Winter Park, Florida.

HONOR OFF. MAX



JOHN NOGOWSKI

34

HEIGHT	WEIGHT	BATS/THROWS	BIRTH DATE	ML SERVICE
6-0	245	R/L	1/5/1993	0.017

FULL NAME: John Francis Nogowski, Jr.

BORN: Tallahassee, Florida

OPENING DAY AGE: 28

BECAME CARDINAL: Signed as a minor league free agent, June 27, 2017

CONTRACT STATUS: Signed through 2021

MLB DEBUT: August 16, 2020 at Chicago White Sox

FIRST BASEMAN



NOGOWSKI, JOHN

COMPLETE RECORD

Year Team	AVG	G	AB	R	H	2B	3B	HR	RBI	SH	SF	HBP	BB	IBB	SO	SB	CS	GDP	SLG	OBP	E
2014 AZL Athletics	.286	8	35	5	10	3	1	0	11	0	0	0	2	0	4	0	0	1	.429	.324	0
Vermont	.259	50	158	18	41	8	0	1	21	0	2	5	20	1	23	0	0	4	.329	.357	5
2015 Stockton	.274	96	354	45	97	20	0	4	45	1	3	5	39	0	47	1	1	13	.364	.352	5
2016 Stockton	.285	84	288	35	82	15	0	7	37	3	2	7	25	1	37	0	1	9	.410	.354	7
Midland	.130	7	23	1	3	1	0	1	1	0	0	0	3	0	3	0	0	1	.304	.231	0
2017 Sioux City	*.402	34	117	20	47	12	0	4	28	0	3	3	18	5	17	3	1	--	.607	*.482	1
Springfield	.295	59	207	32	61	12	0	2	21	0	2	2	27	0	25	2	0	7	.382	.378	2
2018 Springfield	.309	83	298	41	92	10	0	12	61	0	5	3	41	0	21	0	2	13	.463	.392	4
GCL Cardinals	.345	8	29	5	10	0	0	0	3	0	1	1	3	0	4	1	0	0	.345	.412	0
2019 Memphis	.295	117	380	77	112	22	1	15	75	0	4	10	69	0	54	1	2	14	.476	.413	2
2020 ST. LOUIS	.250	1	4	0	1	0	0	0	0	0	0	0	0	0	1	0	0	0	.250	.250	0
MINOR TOTALS	.287	512	1772	259	508	91	2	42	275	4	19	33	229	2	218	5	6	62	.411	.375	25
INDEPENDENT TOTALS	.402	34	117	20	47	12	0	4	28	0	3	3	18	5	17	3	1	--	.607	.482	0
MAJOR TOTALS	.250	1	4	0	1	0	0	0	0	0	0	0	0	0	1	0	0	0	.250	.250	0

*Led League

Note: Major League Uniform Numbers Worn: 34 (2020)

REGULAR SEASON FIELDING RECORD

Position	PCT	G	PO	A	E	TC	DP
First Base	1.000	1	6	1	0	7	0

CAREER TRANSACTIONS

- Selected by the Oakland Athletics in the 34th round (1,032nd overall) of the June 2014 First-Year Player Draft.
- Signed by the Sioux City Explorers to an Independent League contract, May 18, 2017.
- Signed by the St. Louis Cardinals as a minor league free agent, June 27, 2017.



CAREER NOTES

- Rated by *Baseball America* as having the “Best Strike Zone Discipline” in the Cardinals organization for the past three seasons (2019-21).
- Also rated as the “Best Defensive First Baseman” in the 2019 PCL in *Baseball America*’s “Best Tools” survey.
- Originally drafted by the Oakland Athletics, but was acquired by the Cardinals out of the Independent Leagues.
- Has a positive walk-to-strikeout ratio (229:218) in his six-year minor league career of over 2,000 plate appearances.
- His on-base percentage has increased in each of his three seasons while in the Cardinals organization.
- 2017 American Association Batting Champion (.402).
- Played in the Dominican Winter League in 2020 & 2021 and the Mexican Pacific Winter League in 2019.
- Was a teammate of former Cardinals first round pick RHP Luke Weaver and Heisman Trophy quarterback Jameis Winston on the Florida State Seminoles baseball team in 2013.

2020

- Made his Major League debut at Chicago White Sox (8/16) starting at first base.
- Went 1-for-4 with a single and a strikeout.
- Collected his first MLB hit with a single to centerfield off Dallas Keuchel.
- Was optioned on 8/17.
- Recalled for two games on 8/29, but did not play.
- Optioned back to Alternate Training Site on 8/31.

BACKGROUND/PERSONAL

- Graduated from North Florida Christian High School in Tallahassee, Fla., where he played varsity baseball for five seasons.
- Played for two FHSAA State Championship teams in 2007 as an 8th grader and his senior year in 2011. Named First Team All-State as a sophomore, junior and senior.
- Named FHSAA Class 2A Player of the Year twice.
- Batted .530 with 12 HR and 40 RBI as a senior.
- A two-sport athlete, scored over 1,000 points while playing basketball.
- Played college baseball for hometown school Florida State Univ. where he was First Team All-ACC in 2014.
- Had a career batting average of .280 with 7 HR and 105 RBI while posting 91 walks to 80 strikeouts.
- Was a teammate of former Cardinals first round pick RHP Luke Weaver and Heisman Trophy quarterback Jameis Winston on the Seminoles baseball team in 2013.
- Named Player of the Year in the 2013 Perfect Game Collegiate Baseball Summer League helping the Amsterdam Mohawks to the PGCBL championship title.
- Originally selected by Oakland in the 34th round (1,032nd overall) of the June, 2014 First-Year Player Draft.
- Resides in Tallahassee, Florida.

CAREER MILESTONES

Major League Debut

August 16, 2020 at Chicago White Sox

First Major League Hit

August 16, 2020 at Chicago White Sox (6th inning, single, off Dallas Keuchel)

AWARDS & HONORS

**Baseball America
Best Defensive First Baseman - PCL**
2019: Memphis (AAA)

MiLB.com Organization All-Star
2019: St. Louis

Texas League Player of the Week
2018: Springfield (AA) - April 23-29

FHSAA State Champions
2011: North Florida Christian HS - Class 2A
2007: North Florida Christian HS - Class 2A

2020 SEASON & CAREER HIGHS

Most Hits: 1, 8/16/20 at Chicago White Sox
Longest Hitting Streak: 1 game, 8/16/20-present



LARS NOOTBAAR

(NOOT-bahr)

91

HEIGHT	WEIGHT	BATS/THROWS	BIRTH DATE	ML SERVICE
6-3	215	L/R	9/8/1997	0.000

FULL NAME: Lars Taylor-Tatsuji Nootbaar

BORN: El Segundo, California

OPENING DAY AGE: 23 (Turns 24 on September 8)

BECAME CARDINAL: Selected in the 8th round (243rd overall) of the June, 2018 First-Year Player Draft

CONTRACT STATUS: Signed through 2021

OUTFIELDER (NON-ROSTER)



NOOTBAAR, LARS

COMPLETE RECORD

Year Team	AVG	G	AB	R	H	2B	3B	HR	RBI	SH	SF	HBP	BB	IBB	SO	SB	CS	GDP	SLG	OBP	E
2018 State College	.227	56	198	14	45	5	0	2	26	0	1	2	22	1	43	2	2	1	.283	.309	2
2019 Springfield	.269	33	93	12	25	2	1	0	3	0	1	0	16	0	22	1	1	1	.312	.373	2
Palm Beach	.275	39	142	10	39	3	0	2	17	0	0	0	13	0	20	1	2	3	.338	.335	0
Peoria	.245	29	106	17	26	4	1	5	18	0	0	0	16	1	13	2	1	5	.443	.344	1
2020	DID NOT PLAY -- NO MILB SEASON																				
MINOR TOTALS	.250	157	539	53	135	14	2	9	64	0	2	2	67	2	98	6	6	10	.334	.334	4

CAREER NOTES

- Played in 157 games in his professional career, advancing as high as Double-A Springfield. Played 141 games in the outfield between left field and right field.
- Rifle-armed corner outfielder T-2nd among Cardinals minor leaguers in outfield assists in 2019 with 16 and T-7th in all of Minor League Baseball
- Participated in early workouts and seminars as part of the Cardinals two-week Instructional Camp in January 2020.
- Hit two grand slams in the minor leagues, one vs. Auburn (8/24/18) while in the New York-Penn League as part of a career-high 7 RBI game rallying State College (A) from a 7-0 deficit to an 11-10 win. He hit his second grand slam at Beloit (4/26/19) while in the Midwest League.
- Advanced three levels during the 2019 season, starting in Peoria (A) playing in 29 games, then advanced to Palm Beach (A) where he played in 39 games and finished the season in Springfield (AA) playing in 33 games, where he posted his highest on-base percentage at .373.
- Led all Palm Beach outfielders with 10 outfield assists in 2019, while playing in only 39 games. Had a career-best 16 outfield assists on the season.
- Drew a career-high four walks vs. Quad Cities (4/22/19).

2020

- Did not play due to the COVID-19 canceling the minor league season.

BACKGROUND/PERSONAL

- Played college baseball at the University of Southern California where he combined to bat .272 with 14 HR and 74 RBI over 141 collegiate games for the Trojans (2016-18).
- His brother, Nigel, also pitched for the USC Trojans (2012-14), and was a 12th round selection of the Baltimore Orioles in 2014, playing two professional seasons in the minors with Aberdeen and Delmarva before finishing his career in Independent Ball with Normal and Lincoln.
- Played for Orleans in the Cape Cod League in 2017, batting .252 with a .457 on-base percentage in 35 games.
- Played his freshman year in the Northwoods League for La Crosse, where he was teammates with current Cardinals minor league pitcher Jack Ralston (UCLA).
- Was a two-time league Most Valuable Player in football and baseball at El Segundo High School.
- Resides in El Segundo, California.



TYLER O'NEILL

27

HEIGHT	WEIGHT	BATS/THROWS	BIRTH DATE	ML SERVICE
5-11	200	R/R	6/22/1995	2.059

FULL NAME: Tyler Alan O'Neill

BORN: Burnaby, British Columbia, Canada

OPENING DAY AGE: 25 (Turns 26 on June 22)

BECAME CARDINAL: Acquired from the Seattle Mariners in exchange for LHP Marco Gonzales, July 21, 2017

CONTRACT STATUS: Signed through 2021

MLB DEBUT: April 19, 2018 at Chicago Cubs

OUTFIELDER



COMPLETE RECORD

Year	Team	AVG	G	AB	R	H	2B	3B	HR	RBI	SH	SF	HBP	BB	IBB	SO	SB	CS	GDP	SLG	OBP	E
2013	AZL Mariners	.310	28	100	12	31	5	3	1	15	0	0	4	12	0	27	2	4	2	.450	.405	0
2014	AZL Mariners	.000	1	2	0	0	0	0	0	0	0	0	0	0	0	1	0	0	0	.000	.000	0
	Everett	.400	3	10	2	4	2	0	0	2	0	0	0	1	0	5	0	0	0	.600	.455	0
	Clinton	.247	57	219	31	54	9	0	13	38	0	1	5	20	1	79	5	0	5	.466	.322	3
2015	Bakersfield	.260	106	407	68	106	21	2	*32	87	0	6	7	29	+3	137	16	5	6	.558	.316	6
2016	Jackson	.293	130	492	68	144	26	4	24	*102	0	12	9	62	*4	150	12	2	7	*.508	.374	4
2017	Tacoma	.244	93	349	54	85	21	2	19	56	0	2	1	44	0	108	9	2	7	.479	.328	3
	Memphis	.253	37	146	23	37	5	1	12	39	0	3	2	10	0	43	5	0	1	.548	.304	2
2018	ST. LOUIS	.254	61	130	29	33	5	0	9	23	0	2	3	7	0	57	2	0	0	.500	.303	2
	Memphis	.311	64	238	61	74	9	2	26	63	0	4	2	29	1	68	3	1	3	.693	.385	3
2019	ST. LOUIS	.262	60	141	18	37	6	0	5	16	0	0	0	10	0	53	1	0	3	.411	.311	3
	Memphis	.265	41	151	26	40	5	0	11	26	0	1	0	14	0	51	3	0	3	.517	.325	0
	Springfield#	.167	6	24	4	4	1	0	2	2	0	0	0	0	0	9	0	0	0	.458	.167	0
2020	ST. LOUIS	.173	50	139	20	24	5	0	7	19	0	1	2	15	0	43	3	1	3	.360	.261	0
MINOR TOTALS		.271	566	2138	349	579	104	14	140	430	0	29	30	221	9	678	55	14	34	.529	.343	21
MAJOR TOTALS		.229	171	410	67	94	16	0	21	58	0	3	5	32	0	153	6	1	6	.422	.291	5

*Led League

+ Tied for League Lead

Injury rehabilitation assignment

Note: Major League Uniform Numbers Worn: 41 (2018-20), 27 (2021-present)

WILD CARD SERIES RECORD

Year	Team	AVG	G	AB	R	H	2B	3B	HR	RBI	SH	SF	HBP	BB	IBB	SO	SB	CS	GDP	SLG	OBP	E
2020	STL vs. SD	.000	3	0	0	0	0	0	0	0	0	0	0	0	0	0	0	0	0	.000	.000	0

WORLD BASEBALL CLASSIC RECORD

Year	Team	AVG	G	AB	R	H	2B	3B	HR	RBI	SH	SF	HBP	BB	IBB	SO	SB	CS	GDP	SLG	OBP	E
2017	Canada	.091	3	11	0	1	0	0	0	0	0	0	0	1	0	5	0	0	0	.091	.167	1
WBC TOTALS		.091	3	11	0	1	0	0	0	0	0	0	0	1	0	5	0	0	0	.091	.167	1



REGULAR SEASON FIELDING RECORD

Position	PCT	G	PO	A	E	TC	DP
Outfielder	.974	133	189	1	5	195	0

Note: Rawlings Gold Glove: 2020 (first by a left fielder in Cardinals history)

Fielding Bible Award: 2020

2020: Led NL outfielders in zone rating (.978).

Shared lead among MLB outfielders in fielding percentage (1.000).

Led all MLB left fielders in total chances/9 (2.33), putouts/9 (2.33), range factor/9 (2.33), outs above average (4), defensive runs saved (9), ultimate zone rating (5.7), defensive runs above average (3.9), SABR defensive index (7.0), and defensive WAR (0.8).

CAREER TRANSACTIONS

- Selected by the Seattle Mariners in the third round (85th overall) of the June, 2013 First-Year Player Draft.
- Acquired from the Seattle Mariners in exchange for LHP Marco Gonzales, July 21, 2017.
- On St. Louis injured list (left hamstring strain), July 5 - 16, 2018; included injury rehabilitation assignment to Memphis (AAA).
- On St. Louis injured list (groin inflammation), August 6 (retroactive to August 4) - 13, 2018; included injury rehabilitation assignment to Memphis (AAA).
- On St. Louis injured list (right elbow ulnar nerve subluxation), April 16 - 25, 2019; included injury rehabilitation assignment to Springfield (AA).
- On St. Louis injured list (strained left wrist), August 3 - 29, 2019; included injury rehabilitation assignments to Springfield (AA) and Memphis (AAA).

2020 SEASON HIGHS

Most Hits: 2, 4x. Last: 9/10-1 vs. Detroit
Most Runs: 2, 9/5-2 at Chicago Cubs
Most 2Bs: 1, 5x. Last: 9/19 at Pittsburgh
Most HRs: 1, 7x. Last: 9/18-1 at Pittsburgh
Most RBI: 2, 8x. Last: 9/19 at Pittsburgh
Most BBs: 1, 15x. 9/27 vs. Milwaukee
Longest Hitting Streak: 2 games, 9/13-9/14

CAREER HIGHS

Most Hits: 3, three times. Last: 7/15/19 vs. Pittsburgh
Most Runs: 2, nine times. Last: 9/5/20-2 at Chicago Cubs
Most 2Bs: 1, 16 times. Last: 9/19/20 at Pittsburgh
Most HRs: 2, 7/15/19 vs. Pittsburgh
Most RBI: 4, three times. Last: 7/15/19 vs. Pittsburgh
Most BBs: 1, 32 times. Last: 9/27/20 vs. Milwaukee
Longest Hitting Streak: 7 games, 7/13-19/19
Multi-HR Game: 1. 7/15/19 vs. Pittsburgh
Pinch-Hit HR: 1. 8/22/18 at Los Angeles Dodgers (Alexander)
Extra Inning HR: 1. 9/22/18 vs. San Francisco (Melancon)
Game Ending HR: 1. 9/22/18 vs. San Francisco (Melancon)
Grand Slams: n/a

CAREER NOTES

- Winner of the 2020 Rawlings National League Gold Glove Award in Left Field.
- Joined Curt Flood, Willie McGee, Jim Edmonds and Jason Heyward as the 5th outfielder to win a Gold Glove in St. Louis, and became the first left fielder in Cardinals history to earn the coveted defensive trophy.
- Led all 2020 Major League left fielders in total chances/9 (2.33), putouts/9 (2.33), range factor/9 (2.33), outs above average (4), defensive runs saved (9), ultimate zone rating (5.7), defensive runs above average (3.9), SABR defensive index (7.0), and defensive WAR (0.8).
- Has hit 12 of his 21 career Major League home runs at Busch Stadium, where he has hit .266/.335/.484 with a .819 OPS and a 16.0 AB/HR ratio in 87 career games.
- Switched his uniform No. from 41 to No. 27 prior to the 2021 season.
- Is the 24th Canadian-born Cardinals player in franchise history and first since catcher George Kottaras (2014).
- Finished the 2020 season as one of 11 active Canadian-born players on a Major League roster.
- His 21 career home runs rank 3rd among active Canadian-born players and tie former Cardinals coach Dave McKay (1996-2011) for 20th all-time.
- Only Larry Walker (26 from 2004-05) has more home runs all-time among Canadian-born Cardinals.
- Of his 94 career MLB hits, 22.3% are home runs (21).
- Led the Cardinals the last two years seasons in sprint-speed with 29.9 ft/sec in 2019 (9th in MLB) and 29.6 ft/sec in 2020 (7th in MLB).
- Represented Team Canada in the 2017 World Baseball Classic and 2016 All-Star Futures Game in San Diego.
- 2018 Cardinals Minor League Player of the Year.



2020

NL Ranks: Outfielder Zone Rating (.978, 1st), Fielding Pct (1.000, T-1st), Putouts/9 IP (2.33, 6th), Sprint Speed (29.6 feet/second, T7th).

- Won his first career Gold Glove Award, becoming the first left fielder in Cardinals history to earn the coveted defensive trophy.
- Joined Curt Flood, Willie McGee, Jim Edmonds and Jason Heyward as the 5th outfielder to win a Gold Glove in St. Louis.
- Led all MLB left fielders in total chances/9 (2.33), putouts/9 (2.33), range factor/9 (2.33), outs above average (4), defensive runs saved (9), ultimate zone rating (5.7), defensive runs above average (3.9), SABR defensive index (7.0), and defensive WAR (0.8).
- Also paced National League outfielders in zone rating (.978), while ranking 5th among NL left fielders with 344.0 innings played.
- Among all MLB players, ranked 4th in SABR defensive index and T7th in 9 defensive runs saved.
- Shared lead among MLB outfielders in fielding percentage (1.000). Was flawless in the field in 89 chances, committing zero errors in 344.0 innings.
- Co-led the Cardinals with Brad Miller by smacking 7 home runs. Hit all seven HR's against right-handed pitchers.
- Led the Cardinals in at-bats/home run (19.86 AB).
- Tied for the Cardinals lead with eight multi-RBI games, but did not have more than two RBI in any game. Had three go-ahead RBI, which all were game-winning.
- Recorded a career-high seven putouts vs. Pittsburgh (8/27-2).
- Hit game-tying, two-RBI single with two outs in bottom of the 9th vs. Kansas City (8/26).
- Batted .600 (3-5) with 5 RBI in bases loaded situations.
- Homered on Opening Day vs. Pittsburgh (7/24).
- Became the first Cardinals designated hitter to bat 9th in the starting lineup (9/27) since Marlon Anderson in the 2004 World Series at Boston.
- His team-leading sprint-speed (29.6 feet/second) ranked 7th across MLB.
- His average home run trot speed (20.8 seconds) was the fastest among Cardinals with multiple homers.

2020 POSTSEASON: Did not record a plate appearance in the Wild Card Series at San Diego while playing in all three games...pinch ran for DH Matt Carpenter in Game 1 and pinch ran for Yadier Molina in Game 2...played 2.0 innings in left field as a defensive replacement in Game 3.

AWARDS & HONORS

**Rawlings National League
Gold Glove Award - Left Field**
2020: St. Louis

Fielding Bible Award - Left Field
2020: St. Louis

Cardinals Minor League Player of the Year
2018: Memphis (AAA)

Baseball America Triple-A All-Star - OF
2018: Memphis (AAA)

**Baseball America Minor League All-Star
Second Team - OF**
2018: Memphis (AAA)

Pacific Coast League Post-Season All-Star
2018: Memphis (AAA)

**Southern League Championship Series
Most Valuable Player**
2016: Jackson (AA)

Southern League Post-Season All-Star
2016: Jackson (AA)

Southern League Mid-Season All-Star
2016: Jackson (AA)

**Baseball America
Southern League Player of the Year**
2016: Jackson (AA)

Baseball America Minor League All-Star
2016: Jackson (AA)

All-Star Future Games Selection
2016: World Team (Canada)

Southern League Player of the Month
2016: Jackson (AA) - May

Southern League Player of the Week
2016: Jackson (AA) - May 23-29

Arizona Fall League Rising Stars
2016: Peoria

California League Post-Season All-Star
2015: Bakersfield (High-A)

Pan Am Games
2015: Canada - Gold Medal

Rawlings First Team All-Region
2013: Canada & Puerto Rico Region



BACKGROUND/PERSONAL

- Graduated from Garibaldi Secondary School in Maple Ridge, British Columbia, Canada.
- Primarily a hockey player as a child, began playing baseball because he got bored during his summers.
- Named 2013 Rawlings 3rd Team All-American and First Team All-Region (Canada & Puerto Rico Region).
- Played for the Canadian Junior National Team in 2012.
- Member of Team British Columbia that played in the 2012 Canada Cup Tournament in London, Ontario, Canada. Earned MVP of the Gold Medal Game.
- His father, Terry, is a former Mr. Canada, winning the national body building title in 1975.
- Committed to play college baseball at Oregon State University before selected by the Mariners in the 3rd round of the June, 2013 First-Year Player Draft.
- Attended Major League Baseball's Rookie Career Development Program after the 2017 season.
- Grew up playing the piano.
- Is an avid fan of the Calgary Flames, and his favorite player was Jarome Iginla.
- Represented Team Canada in the 2017 World Baseball Classic and 2016 All-Star Futures Game in San Diego.
- Switched his uniform No. from 41 to No. 27 prior to the 2021 season.
- Tyler and his fiancé, Stephanie, reside in Maple Ridge, British Columbia, Canada.

CAREER MILESTONES

Major League Debut

April 19, 2018 at Chicago Cubs

First Major League Hit

May 18, 2018 vs. Philadelphia
(7th inning, single, off Yacksel Ríos)

First Major League Home Run

May 19, 2018 vs. Philadelphia
(6th inning, solo, off Luis García)

CAREER HOME RUNS BY A CANADIAN-BORN PLAYER IN MLB HISTORY (SINCE 1892)

MLB Rank	Home Runs	Seasons
1. Larry Walker	383	1989-2005
2. Joey Votto	295	2007-present
3. Matt Stairs	265	1992-2011
4. Justin Morneau	247	2003-16
5. Jason Bay	222	2003-13
6. Jeff Heath	194	1936-49
7. Russell Martin	191	2006-19
8. Corey Koskie	124	1998-2006
9. George Selkirk	108	1934-42
10. Pete Ward	98	1962-70
11. Michael Saunders	81	2009-17
12. Brett Lawrie	71	2011-16
13. Terry Puhl	62	1977-91
14. Aaron Guiel	35	2002-06
15. George Kottaras	32	2008-14
16. Rob Ducey	31	1987-2001
17. Sherry Robertson	26	1940-52
18. Vladimir Guerrero Jr.	24	2019-present
19. Goody Rosen	22	1937-46
20. Dave McKay	21	1975-82
Tyler O'Neill	21	2018-present





DENNIS ORTEGA

73

HEIGHT	WEIGHT	BATS/THROWS	BIRTH DATE	ML SERVICE
6-3	240	R/R	6/11/1997	0.000

FULL NAME: Dennis Enrique Ortega

BORN: Valencia, Venezuela

OPENING DAY AGE: 23 (Turns 24 on June 11)

BECAME CARDINAL: Signed as an international free agent, August 21, 2013

CONTRACT STATUS: Signed through 2021

CATCHER (NON-ROSTER)



COMPLETE RECORD

Year	Team	AVG	G	AB	R	H	2B	3B	HR	RBI	SH	SF	HBP	BB	IBB	SO	SB	CS	GDP	SLG	OBP	E
2014	DSL Cardinals	.229	45	153	16	35	2	0	0	13	3	0	3	20	0	38	1	1	3	.242	.330	7
2015	DSL Cardinals	.248	44	129	22	32	6	1	0	9	2	1	2	15	0	18	3	1	1	.310	.333	7
2016	GCL Cardinals	.357	36	115	23	41	4	2	0	16	1	0	2	15	0	13	7	4	5	.426	.439	2
2017	State College	.213	39	127	12	27	5	0	0	11	2	1	1	12	0	23	0	0	7	.252	.284	3
	Peoria	.389	6	18	5	7	1	0	0	0	0	0	1	5	0	7	0	0	0	.444	.542	0
2018	Peoria	.257	65	245	37	63	13	0	6	27	2	2	0	21	0	51	7	3	3	.384	.313	12
2019	Palm Beach	.205	58	200	15	41	6	0	1	8	1	0	2	12	0	39	0	0	4	.250	.257	2
2020	DID NOT PLAY -- ALTERNATE TRAINING SITE ONLY																					
MINOR TOTALS		.249	293	987	130	246	37	3	7	84	11	4	11	100	0	189	18	9	23	.314	.324	33

CAREER NOTES

- Named a top performer of the 2020-21 Venezuelan Winter League playing for the Bravos de Margarita. Batted .356, and tied for the league lead in RBI (31). Was T-2nd in home runs (7), while ranking in the Top 10 in nearly every offensive category.
- Has been invited to Major League Spring Training for each of the last four seasons (2018-21).
- Has thrown out 42.2% (127 CS/301 SB ATT) of attempted basestealers over his six-year minor league career.
- Rated as "Best Defensive Catcher" in the Cardinals organization entering the 2019 season by *Baseball America*.
- Named to the 2018 Midwest League Mid-Season All-Star team as part of the West squad. Entered as a pinch-hitter in the 7th inning and caught four innings while recording two at-bats.
- Led the 2016 Gulf Coast League with a 20-game hitting streak (.387, 29-75) from July 22 through the end of the season. Started the streak with a career-high 4-for-4 at GCL Nationals.
- Played two games in the outfield in 2016 (Left Field 7/24 at GCL Marlins & Right Field 7/30 at GCL Mets), his only appearances at a position other than catcher in his professional career.
- Was on the 7-day injured list with a right hamstring strain (6/28-7/14/2018).
- Played in six games during the 2018 Midwest League playoffs batting .316 (6-19) with a double and two RBI. Rapped out three hits at Quad Cities (9/6).
- Started three games at catcher, appearing in four during the 2016 Gulf Coast League playoffs. Batted .231 (3-13) with three runs scored and three walks helping the GCL Cardinals to their first league championship.
- Played for Bravos de Margarita in the Venezuelan Winter League three of the last four offseasons, combining to play in 61 games while batting .305 with 7 HR and 36 RBI.



2020

- Was invited to Major League Spring Training for the third consecutive season and appeared in five games at catcher. Hit safely in all five games despite receiving only one at-bat in four of the games to post an .833 batting average (5-6) with a home run and three RBI.
- Played in 37 games for the Bravos de Margarita and hit an impressive .356 with team-leading totals in home runs (7) and RBI (31) earning the league Top Performer honors.
- Participated in early workouts and seminars as part of the Cardinals two-week Instructional Camp in January 2020.

AWARDS & HONORS

Top Performer: Venezuelan Winter League
2021: Bravos de Margarita

Midwest League Mid-Season All-Star
2018: Peoria (A)

Gulf Coast League Championship
2016: Gulf Coast League Cardinals (R)

BACKGROUND/PERSONAL

- Resides in Valencia, Venezuela.





JOHAN OVIEDO

(YO-hahn oh-vee-YAY-doh)

59

HEIGHT	WEIGHT	BATS/THROWS	BIRTH DATE	ML SERVICE
6-5	255	R/R	3/2/1998	0.099

FULL NAME: Johan Oviedo

BORN: Havana, Cuba

OPENING DAY AGE: 23

BECAME CARDINAL: Signed as an international free agent, July 2, 2016

CONTRACT STATUS: Signed through 2021

PITCHER



COMPLETE RECORD

Year	Team	W-L	ERA	G	GS	CG	GF	SHO	SV	IP	H	R	ER	HR	HBP	BB	IBB	SO	WP	BK	BA
2016	DSL Cardinals	0-1	1.66	7	7	0	0	0	0	21.2	19	8	4	0	0	6	0	29	0	0	.238
2017	State College	2-2	4.56	8	8	0	0	0	0	47.1	53	30	24	3	1	18	0	39	6	1	.285
	Johnson City	2-1	4.88	6	6	0	0	0	0	27.2	22	17	15	0	4	18	0	31	5	3	.220
2018	Peoria	10-10	4.22	25	23	0	1	0	1	121.2	108	63	57	6	3	*79	0	118	11	2	+.238
2019	Springfield	7-8	5.65	23	23	0	0	0	0	113.0	120	72	71	9	8	64	0	128	6	3	.273
	Palm Beach	5-0	1.60	6	5	0	0	0	0	33.2	29	7	6	1	2	12	0	35	1	0	.230
2020	ST. LOUIS	0-3	5.47	5	5	0	0	0	0	24.2	24	18	15	3	5	10	0	16	4	0	.253
MINOR TOTALS		26-22	4.36	75	72	0	1	0	1	365.0	351	197	177	19	18	197	0	380	29	9	.253
MAJOR TOTALS		0-3	5.47	5	5	0	0	0	0	24.2	24	18	15	3	5	10	0	16	4	0	.253

* Led League

+ Tied for League Lead

Note: Major League Uniform Numbers Worn: 59 (2020)

WILD CARD RECORD

Year	Team	W-L	ERA	G	GS	CG	GF	SHO	SV	IP	H	R	ER	HR	HBP	BB	IBB	SO	WP	BK	BA
2020	STL vs. SD																				

DID NOT PLAY -- ON POSTSEASON ROSTER

REGULAR SEASON FIELDING RECORD

Position	PCT	G	PO	A	E	TC	DP
Pitcher	1.000	5	3	0	0	3	0

REGULAR SEASON BATTING RECORD

Year	Team	AVG	G	AB	R	H	2B	3B	HR	RBI	SH	SF	HBP	BB	IBB	SO	SB	CS	GDP	SLG	OBP	E
2020	ST. LOUIS	.000	5	0	0	0	0	0	0	0	0	0	0	0	0	0	0	0	0	.000	.000	0



CAREER TRANSACTIONS

- Signed by the St. Louis Cardinals as an international free agent, July 2, 2016.
- On Injured List, September 10-15, 2020.

CAREER NOTES

- Enters the 2021 season as the No. 10 prospect in the Cardinals organization by *Baseball America* and the No. 12 prospect by MLB.com
- Cuban-born pitcher made his Major League debut at the age of 22 at Wrigley Field in the second game of a doubleheader, August 19, 2020.
- Became the 21st player to be born in Cuba to appear in a game for the Cardinals.
- Participated in early workouts and seminars as part of the Cardinals two-week Instructional Camp in January 2020.
- Entered the 2020 season ranked as the No. 11 prospect and having the “Best Slider” in the Cardinals organization by *Baseball America*.
- Led all 2019 Cardinals minor league pitchers in wins (12) and strikeouts (163). Tied for the overall Minor League Baseball lead with 28 games started.
- Named Cardinals Minor League Pitcher of the Month for April 2019 while pitching in Palm Beach (A). Compiled a 5-0 record with a 1.60 ERA over five starts and six total appearances covering 33.2 innings with 35 strikeouts. Was leading the Florida State League in wins and strikeouts after the month of April.
- Posted back-to-back minor league seasons with 10 or more wins (2018-19).
- Led all Cardinals minor league pitchers in wins (22) and strikeouts (281) from 2018-19.
- Has started 72 of 75 games over his minor league career only appearing in relief following rehabilitation starts by other pitchers.
- Has two double-digit strikeout games in his minor league career, both achieved during the 2019 season with a career-high of 11 batters over 7.0 innings vs. Corpus Christi (7/27/19).
- Allowed the most stolen bases (23) among Cardinals minor league pitchers while on the mound in 2019.
- Tied for the 2018 Midwest League lead in lowest opponent BA (.238).
- Won six straight starts (7/8-8/8/18).
- Threw a career-high 8.0 innings vs. Williamsport (8/26/16), allowing one run on two hits with a walk and season-high nine strikeouts while tossing 97 pitches (59 strikes).

2020 SEASON & CAREER HIGHS

Most IP: 5.1, 9/16/20 at Milwaukee
Most Strikeouts: 5, twice. Last: 9/16/20 at Milwaukee
Most Walks: 3, 9/7/20 at Chicago Cubs
Most Runs Allowed: 6, 9/16/20 at Milwaukee
Most Earned Runs Allowed: 5, 9/16/20 at Milwaukee
Most Hits Allowed: 8, 9/7/20 at Chicago Cubs
Most HRs Allowed: 2, 9/16/20 at Milwaukee
Longest Losing Streak: 3 games, 8/27/20-present
Longest Scoreless Streak: 5.1 IP, 8/19-27/20

AWARDS & HONORS

Cardinals Minor League Pitcher of the Month
 2019: Palm Beach (A) - April

CAREER MILESTONES

Major League Debut
 August 19, 2020 at Chicago (NL) - Game 2

First Major League Strikeout
 August 19, 2020 at Chicago (NL)
 (1st inning, Javier Báez, swinging)

2020

- Became the fifth pitcher born in Cuba to start a game for the franchise (eighth pitcher to appear in a game) and the 21st player overall to appear in a game for the Cardinals (see chart).
- First two career starts and three of five starts came in the second game of a seven-inning doubleheader.
- Cardinals were 0-5 in games he pitched in during 2020.
- Received zero or one run of support in all five of his starts
- Was 0-2 with a 5.28 ERA in three starts following 6+ days of rest between starts.
- Established career-highs for innings pitched (5.1), runs allowed (6) and strikeouts (5) in his last start of the year at Milwaukee on 9/16.

2020 POSTSEASON: Was on the postseason roster but did not appear in any of the three Wild Card Series games in San Diego.

BACKGROUND/PERSONAL

- Resides in Jacksonville, Florida.



PEDRO PAGES

(PAH-hez)

99

HEIGHT	WEIGHT	BATS/THROWS	BIRTH DATE	ML SERVICE
6-0	255	R/R	9/17/1998	0.000

FULL NAME: Pedro José Pages

BORN: Maracay, Venezuela

OPENING DAY AGE: 22 (Turns 23 on September 17)

BECAME CARDINAL: Selected in the sixth round (185th

overall) of the June, 2019 First-Year Player Draft

CONTRACT STATUS: Signed through 2021

CATCHER (NON-ROSTER)



COMPLETE RECORD

Year	Team	AVG	G	AB	R	H	2B	3B	HR	RBI	SH	SF	HBP	BB	IBB	SO	SB	CS	GDP	SLG	OBP	E
2019	State College	.291	50	179	29	52	17	1	2	21	0	3	4	28	0	39	1	0	5	.430	.393	1
2020		DID NOT PLAY -- ALTERNATE TRAINING SITE ONLY																				
MINOR TOTALS		.291	50	179	29	52	17	1	2	21	0	3	4	28	0	39	1	0	5	.430	.393	1

CAREER NOTES

- Has reached base safely in 42-of-50 (84%) professional games.
- Threw out 40.0% (12 CS/ 30 SB ATT) of attempted basestealers in his professional career.
- In 2019, posted a 23-game on-base streak (8/2-31), 3rd-longest in the New York-Penn League, compiling a .404 on-base percentage during the run.
- During the 2019 season, ranked among New York-Penn League leaders in batting (.291, 7th), on-base percentage (.393, 6th), slugging (.430, 9th), OPS (.823, 7th) and doubles (17, T4th).
- Named Conference USA Defensive Player of the Year during his junior season at Florida Atlantic University, throwing out 40.0% (17 CS/43 SB ATT) of attempted base stealers and added three pick-offs, making him one of 14 finalists for the Buster Posey National Collegiate Catcher of the Year Award (formerly known as the Johnny Bench Award) in 2019.
- Batted .295 with 14 HR, 98 RBI over 143 career games in a three-year career at FAU. Had a broken hamate injury that ended his 2018 season early.

2020

- Reported to the Alternate Training Site in Springfield but was not recalled to St. Louis or travel on the Taxi Squad.

AWARDS & HONORS

Conference USA Defensive Player of the Year
2019: Florida Atlantic University

Buster Posey National Collegiate Catcher of the Year Award Finalist

2019: Florida Atlantic University
2018: Florida Atlantic University

BACKGROUND/PERSONAL

- Graduated from Gulliver Prep High School in Miami, Fla.
- Played one season for Hyannis in the 2018 Cape Cod League, batting .260 with 3 HR and 17 RBI in 36 games.
- Venezuelan-born catcher is bi-lingual in English and Spanish.
- Resides in Miami, Florida.



TOMMY PARSONS

74

HEIGHT	WEIGHT	BATS/THROWS	BIRTH DATE	ML SERVICE
6-4	205	R/R	9/1/1995	0.000

FULL NAME: Thomas Britton Parsons

BORN: Columbus, Ohio

OPENING DAY AGE: 25 (Turns 26 on September 1)

BECAME CARDINAL: Signed as a non-drafted free agent, June 12, 2018

CONTRACT STATUS: Signed through 2021

PITCHER (NON-ROSTER)



COMPLETE RECORD

Year	Team	W-L	ERA	G	GS	CG	GF	SHO	SV	IP	H	R	ER	HR	HBP	BB	IBB	SO	WP	BK	BA
2018	Johnson City	5-1	3.00	13	9	+1	1	+1	1	57.0	59	23	19	7	0	10	0	43	2	0	.268
2019	Memphis	0-1	9.00	1	1	0	0	0	0	5.0	7	5	5	2	1	2	0	8	0	0	.318
	Springfield	4-6	5.29	14	14	0	0	0	0	83.1	91	50	49	26	0	13	0	77	2	2	.276
	Palm Beach	3-2	2.13	7	7	1	0	0	0	42.1	41	14	10	1	0	7	0	39	1	0	.246
	Peoria	4-0	0.26	5	5	1	0	+1	0	35.0	14	1	1	1	0	5	0	26	3	0	.120
2020	DID NOT PITCH -- ALTERNATE TRAINING SITE ONLY																				
MINOR TOTALS		16-10	3.40	40	36	3	1	2	1	222.2	212	93	84	37	1	37	0	191	8	2	.248

+ Tied for League Lead

CAREER NOTES

- Selected to Major League Spring Training in 2020 and 2021 as a non-roster invitee.
- Entered the 2020 season ranked by *Baseball America* as having the "Best Control" in the Cardinals organization.
- Pitched for all four Cardinals full season minor league affiliates in 2019.
- Two-time Midwest League Pitcher of the Week with both honors coming over a three-week period in April 2019.
- 2018 Appalachian League Post-Season All-Star.
- Led 2019 Cardinals minor leaguers in innings pitched (165.2), complete games (2) and shutouts (1, T1st); while ranking in the Top 10 in wins (11, T2nd), strikeouts (148, 3rd) and starts (27, 3rd).
- Tied for the 2019 Midwest League lead with one complete game, a 9.0-inning shutout vs. Quad Cities (4/22) allowing two hits with three walks and six strikeouts (102 pitches).
- Struck out a career-high 12 vs. Lakeland (6/3/19), limiting the opposition to one single in a 2-0 loss in 11 innings.
- Three-time Michigan Intercollegiate Athletic Association Pitcher of the Year at NCAA Division III powerhouse Adrian College (Mich.).

AWARDS & HONORS

Midwest League Pitcher of the Week

2019: Peoria (A) - April 8-14
2019: Peoria (A) - April 22-28

Midwest League Player of the Month

2019: Peoria (A) - April

Appalachian League Post-Season All-Star

2018: Johnson City (R)

- Allowed a career-high five homers vs. Corpus Christi (7/29/19) in a game he allowed just six hits and six runs over 5.2 innings.
- His 30 home runs allowed in 2019 ranked 5th among minor leaguers and he was the only pitcher who allowed 30 HR's and did not pitch all of his starts in the Pacific Coast League.
- Was 40-4 with a 2.21 ERA and 24 complete games out of 44 career starts in college with 29 starts of 7.0 innings or more.



2020

- Participated at the Alternate Training Site in Springfield, Mo., but did not travel to St. Louis or on the road with the Taxi Squad.
- Did not play due to COVID protocols canceling the 2020 Minor League Baseball season.

BACKGROUND/PERSONAL

- Graduated from New Albany High School, located outside of Columbus, Ohio.
- Played college baseball at NCAA Division III powerhouse Adrian College (MI) where he posted career totals of 40-4 with a 2.21 ERA over 51 career appearances while throwing 24 complete games.

- Walked only 36 batters and struck out 288 in 322.0 innings. Left the school as the all-time leader in ERA (2.21), wins (40), starts (44) and innings pitched (322.0).
- Won three consecutive Michigan Intercollegiate Athletic Association Pitcher of the Year Awards (2016-18) and five 2018 MIAA Pitcher of the Week Awards in one season.
- Threw a no-hitter vs. Olivet on 3/25/2016.
- Struck out a career-high 15 batters in a shutout vs. Transylvania (3/4/2017) and recorded 10 double-digit strikeout games over his four-year career.
- Played two seasons of summer ball while in college in the Northwoods League for the Battle Creek (MI) Bombers.
- Resides in New Albany, Ohio.





DELVIN PÉREZ

95

HEIGHT	WEIGHT	BATS/THROWS	BIRTH DATE	ML SERVICE
6-3	195	R/R	11/24/1998	0.000

FULL NAME: Delvin Pérez

BORN: San Juan, Puerto Rico

OPENING DAY AGE: 22

BECAME CARDINAL: Selected in the 1st round (23rd overall) of the June, 2016 First-Year Player Draft

CONTRACT STATUS: Signed through 2021

INFIELDER (NON-ROSTER)



PÉREZ, DELVIN

COMPLETE RECORD

Year	Team	AVG	G	AB	R	H	2B	3B	HR	RBI	SH	SF	HBP	BB	IBB	SO	SB	CS	GDP	SLG	OBP	E
2016	GCL Cardinals	.294	43	163	19	48	8	4	0	19	1	1	3	12	1	28	12	1	1	.393	.352	17
2017	Johnson City	.184	23	76	7	14	1	1	0	4	0	0	2	12	0	14	3	4	2	.224	.311	4
	GCL Cardinals	.238	11	42	7	10	1	2	0	5	0	2	1	5	0	10	2	1	0	.357	.320	2
2018	State College	.213	64	239	22	51	5	3	1	21	0	0	2	28	1	54	8	6	2	.272	.301	13
2019	Peoria	.269	118	458	64	123	17	3	1	30	7	0	14	27	0	117	22	9	13	.325	.329	24
2020																						
DID NOT PLAY -- NO MiLB SEASON																						
MINOR TOTALS		.252	259	978	119	246	32	13	2	79	8	3	22	84	2	223	47	21	18	.317	.324	60

CAREER NOTES

- Cardinals first round pick in 2016 is making his first appearance at Major League Spring Training in 2021.
- Rated as the "Best Defensive Infielder" in the Cardinals organization by *Baseball America* for the second straight season (2020-21).
- Named an All-Star in the Midwest League in 2019 and the New York-Penn League in 2018.
- Played shortstop coming off the bench in the 2018 New York-Penn League All-Star Game at State College (0-for-2).
- Stole home plate as part of a delayed steal on the catcher's return throw to the pitcher at Kane County (8/16/19).
- Ranked 7th among 2019 Midwest League leaders in hits (123).
- Ranked 7th in the 2016 Gulf Coast League in batting (.294).
- Collected career-highs in hits (5-for-5) at GCL Astros (7/8/16) and RBI (6) at GCL Mets (7/20/16) during the 2016 season in the Gulf Coast League.
- Played in four games in the 2016 Gulf Coast League playoffs helping the Cardinals to its first championship in the league. Was 1-for-15 (.067) with a walk and two stolen bases, both vs. GCL Phillies in Game 1 of the championship round.
- Participated in the Cardinals Spring Training Early Program in 2019 and in early workouts and seminars in 2020.
- Played in 19 games for Carolina in the Puerto Rican Winter League in 2018-19.

AWARDS & HONORS

Midwest League Mid-Season All-Star
2019: Peoria (A)

New York-Penn League Mid-Season All-Star
2018: State College (A)

Gulf Coast League Champions
2016: Gulf Coast League Cardinals

2020

- Rated as having the "Best Infield Arm" in the Cardinals organization by *Baseball America's* "Best Tools" survey before the season.
- Did not play the 2020 season due to COVID-19 protocols which eliminated the Minor League Baseball season.

BACKGROUND/PERSONAL

- Resides in Loiza, Puerto Rico.
- Attended Colegio Individualizado PJ Education School.



DANIEL PONCE DE LEON

32

(PAHNS-day-lee-ohn)

HEIGHT	WEIGHT	BATS/THROWS	BIRTH DATE	ML SERVICE
6-3	195	R/R	1/16/1992	1.086

FULL NAME: Daniel Robert Ponce de Leon

BORN: Anaheim, California

OPENING DAY AGE: 29

BECAME CARDINAL: Selected in the ninth round (285th overall) of the June, 2014 First-Year Player Draft

CONTRACT STATUS: Signed through 2021

MLB DEBUT: July 23, 2018 at Cincinnati

PITCHER



COMPLETE RECORD

Year	Team	W-L	ERA	G	GS	CG	GF	SHO	SV	IP	H	R	ER	HR	HBP	BB	IBB	SO	WP	BK	BA
2014	State College	3-3	2.44	12	10	0	0	0	0	44.1	38	13	12	0	1	14	0	52	5	0	.229
2015	Peoria	6-2	2.47	13	13	1	0	0	0	76.2	72	27	21	4	3	22	0	62	2	0	.247
	Palm Beach	5-0	1.49	7	6	0	0	0	0	42.1	29	9	7	1	2	8	0	25	2	0	.193
2016	Springfield	9-8	3.52	27	+27	1	0	0	0	151.0	128	71	59	10	*15	56	1	122	10	0	.231
2017	Memphis	2-0	2.17	6	6	0	0	0	0	29.0	20	7	7	2	2	13	0	25	0	0	.196
2018	Memphis	9-4	2.24	19	18	1	0	1	0	96.1	69	37	24	4	6	50	0	110	3	0	.197
	ST. LOUIS	0-2	2.73	11	4	0	2	0	1	33.0	24	10	10	2	1	13	0	31	0	0	.205
2019	Memphis	8-4	2.88	16	16	0	0	0	0	84.1	62	30	27	7	6	43	1	86	6	0	.203
	ST. LOUIS	1-2	3.70	13	8	0	1	0	0	48.2	36	21	20	6	2	26	3	52	2	0	.207
2020	ST. LOUIS	1-3	4.96	9	8	0	1	0	0	32.2	23	18	18	8	2	20	0	45	0	0	.190
MINOR TOTALS		42-21	2.70	100	96	3	0	1	0	524.0	418	194	157	28	35	206	2	482	28	0	.218
MAJOR TOTALS		2-7	3.78	33	20	0	4	0	1	114.1	83	49	48	16	5	59	3	128	2	0	.201

*Led League +Tied for League Lead

Note: Major League Uniform Numbers Worn: 62 (2018-20), 32 (2021)

WILD CARD SERIES RECORD

Year	Team	W-L	ERA	G	GS	CG	GF	SHO	SV	IP	H	R	ER	HR	HBP	BB	IBB	SO	WP	BK	BA
2020	STL at SD	0-1	27.00	1	0	0	0	0	0	1.0	2	3	3	2	0	1	0	2	0	0	.400

DIVISION SERIES RECORD

Year	Team	W-L	ERA	G	GS	CG	GF	SHO	SV	IP	H	R	ER	HR	HBP	BB	IBB	SO	WP	BK	BA
2019	STL vs. ATL																				

ON ACTIVE ROSTER -- DID NOT PITCH

LEAGUE CHAMPIONSHIP SERIES RECORD

Year	Team	W-L	ERA	G	GS	CG	GF	SHO	SV	IP	H	R	ER	HR	HBP	BB	IBB	SO	WP	BK	BA
2019	STL vs. WSH	0-0	4.50	1	0	0	1	0	0	2.0	2	1	1	0	0	1	0	4	0	0	.250

REGULAR SEASON FIELDING RECORD

Position	PCT	G	PO	A	E	TC	DP
Pitcher	.955	33	13	8	1	22	2



REGULAR SEASON BATTING RECORD

Year Team	AVG	G	AB	R	H	2B	3B	HR	RBI	SH	SF	HBP	BB	IBB	SO	SB	CS	GDP	SLG	OBP	E
2020 ST. LOUIS	---	0	0	0	0	0	0	0	0	0	0	0	0	0	0	0	0	0	---	---	0
MAJOR TOTALS	.056	25	18	0	1	0	1	0	1	3	0	0	1	0	8	0	0	0	.167	.105	1

CAREER TRANSACTIONS

- Selected by Tampa Bay Rays in the 24th round (731st overall) of the June, 2010 First-Year Player Draft, but did not sign.
- Selected by Cincinnati Reds in the 38th round (1,162nd overall) of the June, 2012 First-Year Player Draft, but did not sign.
- Selected by Chicago Cubs in the 14th round (408th overall) of the June, 2013 First-Year Player Draft, but failed his physical.
- Selected by St. Louis Cardinals in the ninth round (285th overall) of the June, 2014 First-Year Player Draft.

2020 SEASON HIGHS

Most IP (Starter): 6.0, 2x. Last: 9/25[2] vs. Milwaukee
Most IP (Relief): 0.1, 7/25 vs. Pittsburgh
Most Strikeouts (Starter): 9, 2x. Last: 9/18 [2] at Pittsburgh
Most Strikeouts (Relief): 0, 7/25 vs. Pittsburgh
Most Walks (Starter): 4, 2x. Last: 8/28 vs. Cleveland
Most Walks (Relief): 0, 7/25 vs. Pittsburgh
Most Runs Allowed (Starter): 4, 8/28 vs. Cleveland
Most Runs Allowed (Relief): 0, 7/25 vs. Pittsburgh
Most Earned Runs Allowed (Starter): 4, 8/28 vs. Cleveland
Most Earned Runs Allowed (Relief): 0, 7/25 vs. Pittsburgh
Most Hits Allowed (Starter): 5, 9/8[2] vs. Minnesota
Most Hits Allowed (Relief): 0, 7/25 vs. Pittsburgh
Most HRs Allowed: 1, 8x. Last: 9/25[2] vs. Milwaukee
Longest Winning Streak: 1 game, 9/25 vs. Milwaukee
Longest Losing Streak: 3 games, 7/29-8/28
Longest Scoreless Streak: 6.0 IP, 9/14-18

CAREER HIGHS

Most IP (Starter): 7.0, 7/23/18 at Cincinnati
Most IP (Relief): 5.1, 6/29/19 at San Diego
Most Strikeouts (Starter): 9, 2x. Last: 9/18/20 [2] at Pittsburgh
Most Strikeouts (Relief): 9, 6/29/19 at San Diego
Most Walks (Starter): 4, 4x. Last: 8/28/20 vs. Cleveland
Most Walks (Relief): 3, 2x. Last: 9/24/19 at Arizona
Most Runs Allowed (Starter): 5, 7/27/19 vs. Houston
Most Runs Allowed (Relief): 4, 6/29/19 at San Diego
Most Earned Runs Allowed (Starter): 5, 7/27/19 vs. Houston
Most Earned Runs Allowed (Relief): 4, 6/29/19 at San Diego
Most Hits Allowed (Starter): 8, 7/17/19 vs. Pittsburgh
Most Hits Allowed (Relief): 5, 6/29/19 at San Diego
Most HRs Allowed: 2, 6/29/19 at San Diego
Longest Winning Streak: 1 game, 7/4/19
Longest Losing Streak: 3 games, 7/29-8/28
Longest Scoreless Streak: 11.0 IP, 6/14-29/19

CAREER NOTES

- Struck out four batters in his first postseason relief appearance setting the franchise record for most strikeouts by a Cardinal in his first career appearance coming in relief, surpassing three by Trevor Rosenthal (2012), Dan Haren (2004) and Dazzy Vance (1934).
- Threw 7.0 no-hit innings in his Major League debut on 7/23/18 at Cincinnati (116 pitches).
- Became the first Cardinal and one of five pitchers since the Expansion Era (since 1961) to carry a no-hitter through 7.0 innings in his MLB debut, joining Ross Stripling (2016 Dodgers), Bill Slayback (1972 Tigers) Billy Rohr (1967 Red Sox), Rudy May (1965 Angels).
- His first Major League hit allowed was a grand slam to Nolan Arenado (7/30/18 vs. Colorado), becoming the first Cardinal in franchise history (since 1900) whose first hit allowed was a grand slam (*Elias*).
- Became the first Cardinal since second baseman Luis Alicea (4/23/88 vs. New York Mets) to record a triple as his first Major League hit (9/12/18 vs. Pittsburgh), and first Cardinals pitcher to do so since Todd Worrel (7/30/86 at Philadelphia).
- Hurlled a career-best one-hit, nine-inning complete game shutout (7/15/18 at Omaha).

CAREER MILESTONES

Major League Debut
July 23, 2018 at Cincinnati

First Major League Start
July 23, 2018 at Cincinnati

First Major League Win
July 4, 2019 at Seattle

First Major League Save
August 10, 2018 at Kansas City (3.0 IP)

First Major League Strikeout
July 23, 2018 at Cincinnati
(2nd Inning, Eugenio Suarez, looking)

First Major League Hit
September 12, 2018 vs. Pittsburgh
(3rd Inning, triple, off Jameson Taillon)



- 2018 *MLB Pipeline* Cardinals Pitching Prospect of the Year.
- Returned from a career-threatening injury after being struck in the head by a line drive off the bat of Iowa's Victor Caratini in the second inning of a game on May 9, 2017 at Principal Park in Des Moines, requiring emergency brain surgery.
- Received the Bob Bauman "Physical Comeback Award" from the St. Louis Baseball Writers at their January 2018 Awards Dinner.
- Was drafted four times by four different teams from 2010-14 (Rays 2010, Reds 2012, Cubs 2013, Cardinals 2014).

2020

- Established a Cardinals single-season record for strikeouts/9 IP (12.40) for starting pitchers who threw 30 or more innings.
- Held opposition to three hits or less in six of eight starts.
- Earned his first career win as a Major League starter vs. MIL (9/25[2]) in his 20th career start, falling one start shy of tying the MLB record to start a career.
- His 19 consecutive starts without earning a win (2018-20) marked the longest stretch in Cardinals history by a starting pitcher.
- Tied his career-high with nine strikeouts in back-to-back starts over 6.0 innings in the second game of a doubleheader at Milwaukee (9/14) and over 5.0 innings in the second game of a doubleheader at PIT (9/18).
- Allowed exactly one home run in each of his eight starts, the longest stretch by a Cardinal in franchise history allowing exactly one HR in consecutive appearances.
- Struck out eight batters over 3.2 innings in his first start of the season against Minnesota at Target Field (7/29). Became one of four pitchers in Cardinals history to strike out eight batters in less than 4.0 innings pitched.
- Made shortest start of the season vs. CLE (8/28), throwing 41 pitches before exiting with two outs in the 1st inning, the first Cardinals starter since Lance Lynn (9/23/17 vs. PIT) to not complete the 1st inning.

2020 POSTSEASON: Suffered the loss in Game 2 of Wild Card Series at San Diego (10/1) allowing three 7th inning runs & 2 HR's in relief in an 11-9 defeat.

BACKGROUND/PERSONAL

- Released a book entitled "One Line Drive: A Life-Threatening Injury and a Faith Fueled Comeback" authored by himself with Tom Zenner on March 9, 2021.
- Legally changed the spelling of his last name from Poncedeleon to Ponce de Leon during the 2018 offseason.
- He and wife (Jennifer) have a son Casen (born Thanksgiving Day, 11/24/16) and two daughters: Mila (11/17/18) and Sophia (2/11/21).
- His wife played volleyball for Embry-Riddle Aeronautical University (2013-14), where he pitched his senior season.
- Graduated from La Mirada (Calif.) High School in 2010, where he was named the school's All-Athlete of the Year as a senior.

AWARDS & HONORS

Pacific Coast League Mid-Season All-Star
2018: Memphis (AAA)

Pacific Coast League Pitcher of the Week
2019: Memphis (AAA) - Aug. 5-11
2018: Memphis (AAA) - July 9-15

Cardinals Minor League Pitcher of the Month
2019: Memphis (AAA) - August
2018: Memphis (AAA) - July

Pacific Coast League Championship
2017: Memphis (AAA)

Bob Bauman "Physical Comeback Award" by the St. Louis BBWAA
2017: Memphis (AAA)

Texas League Mid-Season All-Star
2016: Springfield (AA)

Midwest League Mid-Season All-Star
2015: Peoria (A)

New York-Penn League Championship
2014: State College (A)

- Originally selected by Tampa Bay in the 24th round of the June, 2010 First-Year Player Draft, but did not sign.
- As a freshman in 2011, pitched in four games for the University of Arizona.
- Transferred to Cypress (Calif.) College near his hometown for his sophomore season (2012).
- Selected by Cincinnati in the 38th round of the June, 2012 First-Year Player Draft, but did not sign.
- Accepted a scholarship to transfer to the University of Houston and pitch his junior season (2013).
- Selected by the Chicago Cubs in the 14th round of the June, 2013 First-Year Player Draft.
- Signed with the Cubs, but failed his physical due to concerns about the ulnar nerve placement in his right elbow. Later ruled ineligible by the NCAA to return to the University of Houston.
- Transferred to Embry-Riddle Aeronautical University in Daytona Beach, Fla for his senior season (2014).
- Went 9-2 with a 1.60 ERA (95.0 IP) and 103 strikeouts for the Eagles. Named a second team NAIA All-American, a first team All-Sun Conference honoree and was a Sun Conference All-Tournament team selection.
- Became highest drafted Eagle in program history (285th pick).
- Resides in New Smyrna Beach, Florida.



JOHAN QUEZADA

49

HEIGHT	WEIGHT	BATS/THROWS	BIRTH DATE	ML SERVICE
6-9	260	R/R	8/25/1994	0.019

FULL NAME: Johan Ramon Quezada

BORN: Santo Domingo, Dominican Republic

OPENING DAY AGE: 26 (Turns 27 on August 25)

BECAME CARDINAL: Acquired by the Cardinals from the Philadelphia Phillies in exchange for cash considerations, February 10, 2021

CONTRACT STATUS: Signed through 2021

PITCHER



QUEZADA, JOHAN

COMPLETE RECORD

Year Team	W-L	ERA	G	GS	CG	GF	SHO	SV	IP	H	R	ER	HR	HBP	BB	IBB	SO	WP	BK	BA
2013 DSL Twins	0-1	10.29	11	5	0	0	0	0	14.0	14	21	16	0	2	28	0	12	14	0	.264
2014 DSL Twins	1-0	3.99	18	0	0	5	0	0	29.1	13	17	13	0	0	46	0	38	15	0	.135
2015 GCL Twins	2-1	3.38	19	0	0	14	0	7	21.1	14	9	8	1	0	12	0	23	13	0	.189
2016 Elizabethton	2-1	5.04	19	0	0	13	0	3	30.1	24	21	17	1	4	21	0	29	15	1	.214
2017	DID NOT PLAY -- INJURED																			
2018 Cedar Rapids	1-1	0.93	4	0	0	3	0	2	9.2	7	3	1	0	0	2	0	10	0	1	.200
Elizabethton	2-2	2.35	12	0	0	5	0	2	23.0	18	8	6	0	2	12	0	21	2	0	.207
2019 Fort Myers	7-2	3.44	33	0	0	11	0	2	52.1	50	29	20	2	1	28	1	49	11	0	.250
2020 Miami	0-0	9.00	3	0	0	2	0	0	3.0	4	3	3	1	0	1	0	2	0	0	.364
MINOR TOTALS	15-8	4.05	116	5	0	51	0	16	180.0	140	108	81	4	9	149	1	182	70	2	.213
MAJOR TOTALS	0-0	9.00	3	0	0	2	0	0	3.0	4	3	3	1	0	1	0	2	0	0	.364

Note: Major League Uniform Numbers Worn: 77 (2020).

REGULAR SEASON FIELDING RECORD

Position	PCT	G	PO	A	E	TC	DP
Pitcher	---	3	0	0	0	0	0

REGULAR SEASON BATTING RECORD

Year Team	AVG	G	AB	R	H	2B	3B	HR	RBI	SH	SF	HBP	BB	IBB	SO	SB	CS	GDP	SLG	OBP	E
2020 Miami	.000	3	0	0	0	0	0	0	0	0	0	0	0	0	0	0	0	0	.000	.000	0

CAREER TRANSACTIONS

- Signed by the Minnesota Twins as an international free agent, September 10, 2012.
- Signed by the Miami Marlins as a minor league free agent, December 18, 2019.
- Claimed off waivers by the Philadelphia Phillies, October 30, 2020.
- Acquired by the St. Louis Cardinals from Philadelphia Phillies in exchange for cash considerations, February 10, 2021.

**CAREER NOTES**

- Enters 2021 Major League Spring Training joining RHP Jordan Hicks as two pitchers in Cardinals camp who have Major League experience and have not played a game in Double-A or Triple-A, making the jump from High-A to the Major Leagues.
- Is wearing No. 49, which was Hicks first Major League uniform number before switching to No. 12 prior to the 2020 season.
- At 6-foot-9, was the 2nd-tallest pitcher to appear in a Major League game in 2020, behind Tampa Bay RHP Aaron Slegers (6'10). Tied with OF Aaron Judge (NYY) and 1B Taylor Jones (HOU) in height for the 2020 season.
- Is the tallest player on the Cardinals 2021 Spring Training roster at 6-foot 9-inches tall.
- Originally signed as an international free agent by the Minnesota Twins in September 2012. Has been a member of four organizations including the Marlins, Phillies and now Cardinals.
- Made his Major League debut with the Marlins vs. Philadelphia (9/12) in 2020, after never appearing above the High-A (Fort Myers) level prior to the 2020 season.
- Became one of a Major League record 18 players to make their MLB debut for the Marlins in 2020.
- Has pitched in 116 games over his minor league career, making five starts and 111 relief appearances. Has not started a game since July 17, 2013, in the Dominican Summer League.
- Tied for the Fort Myers (A) team lead with seven wins in 2019, despite not starting a game and making 33 appearances in relief to add to his two saves.
- Suffered a right shoulder impingement injury in June 2017 causing him to miss the remainder of the season.
- Longest minor league appearance was 3.1 innings, twice; most recently at Clearwater (7/2/19) with Fort Myers (A).
- Struck out six batters twice in relief, most recently at Wisconsin (8/20/18).
- Placed on the 7-day minor league injured list (7/31-8/11/19) with a left ankle sprain.
- Pitched for Toros del Este in the 2021 Dominican Winter League making five relief appearances with no record and a 4.50 ERA.

2020

- Made his Major League debut with the Miami Marlins vs. PHI (9/12), pitching a scoreless inning retiring all three batters faced.
- Was one of 18 pitchers to make his Major League debut with the Marlins in 2020, an MLB record for debuts in a single-season.
- Recorded his first strikeout vs. BOS (9/15), striking out former Cardinal Yairo Muñoz swinging in the 9th inning.
- Allowed three runs on four hits in his third and final appearance, coming on a three-run home run by Rafael Devers, and did not appear the rest of the 2020 season.
- Was claimed off waivers by the Phillies (10/30) following the postseason.

2020 SEASON & CAREER HIGHS

Most IP: 1.0, three times. Last: 9/17/20 vs. Boston
Most Strikeouts: 1, twice. Last: 9/17/20 vs. Boston
Most Walks: 1, 9/15/20 vs. Boston
Most Runs Allowed: 3, 9/17/20 vs. Boston
Most Earned Runs Allowed: 3, 9/17/20 vs. Boston
Most Hits Allowed: 4, 9/17/20 vs. Boston
Most HRs Allowed: 1, 9/17/20 vs. Boston
Longest Scoreless Streak: 2.0 IP, 9/12-15/20

AWARDS & HONORS

Florida State League Mid-Season All-Star
 2019: Fort Myers (A)

CAREER MILESTONES

Major League Debut
 September 12, 2020 vs. Philadelphia

First Major League Strikeout
 September 15, 2020 vs. Boston
 (9th inning, Yairo Muñoz, swinging)

TALLEST PLAYERS IN CARDINALS HISTORY

Player	Years w/STL	Height
Lee Guetterman	1993	6-8
Mike Naymick	1944	6-8
Bob Chlupsa	1970-71	6-7
Brian Falkenberg	2006-07	6-7
Rick Heiserman	1999	6-7
Andrew Miller	2019-21	6-7
Dick Ricketts	1959	6-7
Rick Sutcliffe	1994	6-7
Adam Wainwright	2005-21	6-7

Baseball Reference

2020 POSTSEASON: Was not on the Marlins postseason roster and did not travel with the team.

BACKGROUND/PERSONAL

- Resides in Santo Domingo Este, Dominican Republic.



ROEL RAMÍREZ

(ROW-ell)

77

HEIGHT	WEIGHT	BATS/THROWS	BIRTH DATE	ML SERVICE
6-0	220	R/R	5/26/1995	0.033

FULL NAME: Roel Octavio Ramírez

BORN: Laredo, Texas

OPENING DAY AGE: 25 (Turns 26 on May 26)

BECAME CARDINAL: Acquired from the Tampa Bay Rays along with OF Justin Williams and LHP Génesis Cabrera in exchange for OF Tommy Pham and future considerations, July 31, 2018

CONTRACT STATUS: Signed through 2021

PITCHER (NON-ROSTER)



RAMÍREZ, ROEL

COMPLETE RECORD

Year	Team	W-L	ERA	G	GS	CG	GF	SHO	SV	IP	H	R	ER	HR	HBP	BB	IBB	SO	WP	BK	BA
2013	GCL Rays	3-4	5.86	12	1	0	3	0	0	27.2	35	22	18	0	5	6	0	16	1	0	.307
2014	Princeton	+6-2	1.86	12	6	0	3	0	2	53.1	41	19	11	2	1	6	0	29	3	0	.206
2015	Hudson Valley	4-3	2.97	13	13	0	0	0	0	69.2	67	27	23	3	1	11	0	43	5	0	.250
2016	Bowling Green	7-8	4.68	25	18	0	5	0	3	107.2	126	68	56	10	5	30	0	79	9	3	.291
2017	Charlotte	2-3	5.52	26	6	0	8	0	0	58.2	69	38	36	7	7	22	0	53	4	0	.299
	Bowling Green	1-0	3.00	2	0	0	1	0	1	6.0	5	2	2	1	0	3	1	7	1	0	.227
2018	Charlotte	0-0	0.00	8	0	0	5	0	1	12.2	4	0	0	0	1	0	0	14	1	0	.095
	Montgomery	3-1	3.32	26	1	0	9	0	0	40.2	37	19	15	4	1	17	1	46	6	0	.243
	Springfield	0-0	5.06	10	0	0	2	0	0	10.2	8	6	6	1	1	5	0	10	2	0	.211
2019	Memphis	1-0	0.00	2	0	0	1	0	0	3.0	0	0	0	0	0	1	0	5	0	0	.000
	Springfield	5-3	4.98	41	5	0	14	0	1	72.1	76	45	40	6	8	29	0	80	10	0	.276
2020	ST. LOUIS	0-0	81.00	1	0	0	0	0	0	0.2	6	6	6	4	1	1	0	1	1	0	.857
MINOR TOTALS		32-24	4.03	177	50	0	51	0	8	462.1	468	246	207	34	30	130	2	382	42	3	.262
MAJOR TOTALS		0-0	81.00	1	0	0	0	0	0	0.2	6	6	6	4	1	1	0	1	1	0	.857

+ Tied for League Lead

Note: Major League Uniform Numbers Worn: 77 (2020-present)

REGULAR SEASON FIELDING RECORD

Position	PCT	G	PO	A	E	TC	DP
Pitcher	---	1	0	0	0	0	0

REGULAR SEASON BATTING RECORD

Year	Team	AVG	G	AB	R	H	2B	3B	HR	RBI	SH	SF	HBP	BB	IBB	SO	SB	CS	GDP	SLG	OBP	E
2020	ST. LOUIS	.000	1	0	0	0	0	0	0	0	0	0	0	0	0	0	0	0	0	.000	.000	0

CAREER TRANSACTIONS

- Selected by the Tampa Bay Rays in the eighth round (248th overall) of the June 2013 First-Year Player Draft.
- Acquired by the St. Louis Cardinals along with OF Justin Williams and LHP Génesis Cabrera in exchange for OF Tommy Pham and future considerations, July 31, 2018.



CAREER NOTES

- Acquired at the 2018 trade deadline from the Tampa Bay Rays and made his Major League debut in 2020 after 177 career minor league appearances.
- Set a Cardinals team record for consecutive home runs allowed in a single appearance with four at CWS (8/16/20) to Yoán Moncada, Yasmani Grandál, José Abreu and Eloy Jiménez.
- Pitched as both a starter and reliever throughout his minor league career. Faced 998 total batters as a starter and 974 in relief.
- Is 14-16 with a 3.92 ERA in 50 career starts and 18-8 with a 4.14 ERA and eight saves in 127 relief appearances in the minor leagues.
- Has eight career saves with six of 3.0 or more innings and four of those with a career-high 4.0 innings.
- Made a career-high 44 appearances in 2018 between Charlotte (A), Montgomery (AA) and Springfield (AA).
- Posted career highs in wins (7), innings pitched (107.2) and saves (3) while pitching for Bowling Green (A) in 2016. Struck out a career-high eight batters over 6.0 scoreless innings at Fort Wayne (6/19/16).
- 2015 New York-Penn League Mid-Season All-Star. Threw a scoreless inning allowing one hit in the game.
- Named New York-Penn League Pitcher of the Week in 2015 for Hudson Valley (A) the week of 8/4-10.
- In 2015, led all Rays minor league pitchers in WHIP (1.12) and ranked in the Top 10 in ERA (2.97, T3rd), opponent BA (.250, 6th) and winning percentage (.571, 9th).
- Ranked 8th in the NY-Penn League with a 2.97 ERA and finished among starting pitchers with the 2nd-lowest walks/9 IP mark, 4th-fewest baserunners/9 IP (10.21) in 2015.
- Tied for the Appalachian League lead with six wins for Princeton (R) in 2014.
- Pitched in the Arizona Fall League twice, once as a member of the Rays in 2017 with Surprise and again with the Cardinals for Glendale in 2019. Was a combined 2-1 with a 5.48 ERA in 18 appearances with three games started fanning 23 in 23.0 innings.

2020

- Made his Major League debut at Chicago White Sox (8/16) entering in relief in the bottom of the 5th inning with St. Louis trailing 1-0.
- Was his lone MLB appearance of the season. Struck out Luis Robert for his first MLB batter faced. Subsequently allowed two singles, a caught stealing, followed by four consecutive home runs (Moncada, Grandál, Abreu, Jiménez) before being removed after two-thirds of an inning.

2020 SEASON & CAREER HIGHS

- Most IP:** 0.2, 8/16/20 at Chicago White Sox
- Most Strikeouts:** 1, 8/16/20 at Chicago White Sox
- Most Walks:** 1, 8/16/20 at Chicago White Sox
- Most Runs Allowed:** 6, 8/16/20 at Chicago White Sox
- Most ER Allowed:** 6, 8/16/20 at Chicago White Sox
- Most Hits Allowed:** 6, 8/16/20 at Chicago White Sox
- Most HRs Allowed:** 4, 8/16/20 at Chicago White Sox

AWARDS & HONORS

- New York-Penn League Mid-Season All-Star**
2015: Hudson Valley (A)
- New York-Penn League Pitcher of the Week**
2015: Hudson Valley (A) - Aug. 4-10

CAREER MILESTONES

- Major League Debut**
August 16, 2020 at Chicago (AL)
- First Major League Strikeout**
August 16, 2020 at Chicago (AL)
(5th inning, Luis Robert, swinging)

- His four home runs allowed in his Major League debut, made him the 41st recorded instance a Cardinals pitcher has allowed four home runs in a game, but the most allowed without completing an inning. The four consecutive home runs allowed were a team record with the previous as three consecutive home runs three times, done most recently vs. CIN (10/2/2005) vs. Matt Morris (3rd inn.), giving up HR to Felipe Lopez, Adam Dunn and Austin Kearns. The last MLB team to hit four consecutive home runs was the Washington Nationals vs. San Diego at PETCO Park (6/9/2019) with home runs from Howie Kendrick, Trea Turner, Adam Eaton and Anthony Rendon off former Nationals pitcher Craig Stammen in the 8th inning.
- Was one of 12 pitchers to allow four or more home runs in an appearance in 2020, but one of three pitchers in a relief appearance (Chase Anderson, TOR, 5 & Jordan Yamamoto, MIA, 4).

BACKGROUND/PERSONAL

- Graduated from United South High School in Laredo, Texas, and is the only person from his high school to play professional baseball.
- Was a two-way player in high school posting a 2.64 ERA in 45.0 innings on the mound while batting .371 with 3 HR and 10 RBI as a first baseman his senior season.
- Signed his college letter of intent to play baseball at San Jacinto Junior College.
- Originally selected in the eight round (248th overall) of the June 2013 First Year Player Draft by the Tampa Bay Rays.
- Resides in Laredo, Texas.

RAMIREZ, ROEL



ALEX REYES

29

HEIGHT	WEIGHT	BATS/THROWS	BIRTH DATE	ML SERVICE
6-4	230	R/R	8/29/1994	3.043

FULL NAME: Alexander Reyes

BORN: Elizabeth, New Jersey

OPENING DAY AGE: 26 (Turns 27 on August 29)

BECAME CARDINAL: Signed as an international free agent, December 3, 2012

CONTRACT STATUS: Signed through 2021

MLB DEBUT: August 9, 2016 vs. Cincinnati

PITCHER



REYES, ALEX

COMPLETE RECORD

Year Team	W-L	ERA	G	GS	CG	GF	SHO	SV	IP	H	R	ER	HR	HBP	BB	IBB	SO	WP	BK	BA
2013 Johnson City	6-4	3.39	12	12	0	0	0	0	58.1	54	26	22	1	4	28	0	68	8	1	.249
2014 Peoria	7-7	3.62	21	21	1	0	0	0	109.1	82	54	44	6	3	61	0	137	10	+3	.207
2015 GCL Cardinals	0-0	0.00	1	1	0	0	0	0	3.0	0	0	0	0	1	0	0	3	0	0	.000
Palm Beach	2-5	2.26	13	13	0	0	0	0	63.2	49	20	16	0	3	31	0	96	4	2	.216
Springfield	3-2	3.12	8	8	0	0	0	0	34.2	21	14	12	1	1	18	0	52	5	1	.174
2016 Memphis	2-3	4.96	14	14	0	0	0	0	65.1	63	38	36	6	4	32	0	93	7	1	.252
ST. LOUIS	4-1	1.57	12	5	0	3	0	1	46.0	33	8	8	1	0	23	1	52	3	1	.201
2017 ST. LOUIS	INJURED - DID NOT PITCH																			
2018 Peoria#	1-0	0.00	1	1	0	0	0	0	5.0	1	0	0	0	0	2	0	12	0	0	.063
Palm Beach#	0-0	0.00	1	1	0	0	0	0	3.1	4	0	0	0	0	1	0	6	0	0	.286
Springfield#	1-0	0.00	1	1	0	0	0	0	7.2	1	0	0	0	0	3	0	13	1	0	.045
Memphis#	1-0	0.00	1	1	0	0	0	0	7.0	1	0	0	0	0	1	0	13	0	0	.048
ST. LOUIS	0-0	0.00	1	1	0	0	0	0	4.0	3	0	0	0	1	2	0	2	0	0	.250
2019 Palm Beach	0-1	1.93	2	2	0	0	0	0	9.1	9	4	2	0	0	3	0	11	1	0	.250
Memphis	1-3	7.39	10	7	0	1	0	0	28.0	27	24	23	5	1	24	0	38	3	0	.265
ST. LOUIS	0-1	15.00	4	0	0	0	0	0	3.0	2	5	5	1	0	6	0	1	1	0	.200
2020 ST. LOUIS	2-1	3.20	15	1	0	5	0	1	19.2	14	10	7	1	0	14	1	27	2	0	.197
MINOR TOTALS	24-25	3.53	85	82	1	1	0	0	394.2	312	180	155	19	17	204	0	542	39	8	.218
MAJOR TOTALS	6-3	2.48	32	7	0	8	0	2	72.2	52	23	20	3	1	45	2	82	6	1	.202

+ Tied for League Lead

Injury Rehabilitation Assignment

Note: Major League Uniforms Worn: 61 (2016), 29 (2018-present)

WILD CARD SERIES RECORD

Year Team	W-L	ERA	G	GS	CG	GF	SHO	SV	IP	H	R	ER	HR	HBP	BB	IBB	SO	WP	BK	BA
2020 STL vs. SD	0-0	2.70	2	0	0	1	0	1	3.1	2	3	1	1	0	2	1	3	0	0	.154

REGULAR SEASON FIELDING RECORD

Position	PCT	G	PO	A	E	TC	DP
Pitcher	.818	32	3	6	2	11	0



REGULAR SEASON BATTING RECORD

Year Team	AVG	G	AB	R	H	2B	3B	HR	RBI	SH	SF	HBP	BB	IBB	SO	SB	CS	GDP	SLG	OBP	E
2020 ST. LOUIS	.000	15	0	0	0	0	0	0	0	0	0	0	0	0	0	0	0	0	.000	.000	0
MAJOR TOTALS	.067	32	15	0	1	0	0	0	1	1	0	0	0	0	6	0	0	1	.067	.067	2

CAREER TRANSACTIONS

- Signed by the Cardinals as an international free agent, December 3, 2012.
- On St. Louis injured list (right elbow surgery), March 30, 2017 - end of season.
- On St. Louis injured list (right elbow surgery), March 26 - May 29, 2018; included injury rehabilitation assignments at Peoria (A), Palm Beach (High-A), Springfield (AA), and Memphis (AAA).
- On St. Louis injured list (right latissimus dorsi strain), May 31, 2018 - end of season.

2019 SEASON HIGHS

Most IP: 2.0, 3x. Last: 9/10 [2] vs. Detroit
Most Strikeouts: 3, 4x. Last: 9/14 [2] at Milwaukee
Most Walks: 3, 8/17 [2] at Chicago Cubs
Most Runs Allowed: 3, 8/24 vs. Kansas City
Most Earned Runs Allowed: 2, twice. Last: 8/26 vs. Kansas City
Most Hits Allowed: 2, 5x. Last: 9/27 vs. Milwaukee
Longest Winning Streak: 1, twice. Last: 9/18-present
Longest Scoreless Streak: 5.0 IP, 9/4-9/10

CAREER HIGHS

Most IP (Starter): 7.0, 9/18/16 at San Francisco
Most IP (Relief): 4.1, 9/13/16 vs. Chicago Cubs
Most Strikeouts (Starter): 7, 9/2/16 at Cincinnati
Most Strikeouts (Relief): 6, 9/7/16 at Pittsburgh
Most Walks (Starter): 4, 8/27/16 vs. Oakland
Most Walks (Relief): 6, 9/13/16 vs. Chicago Cubs
Most Runs Allowed (Starter): 3, 9/24/16 at Chicago Cubs
Most Runs Allowed (Relief): 3, twice. Last: 8/24/20 vs. Kansas City
Most Hits Allowed (Starter): 7, 9/29/16 vs. Cincinnati
Most Hits Allowed (Relief): 2, 7x. Last: 9/27/20 vs. Milwaukee
Most HRs Allowed: 1, 3x. Last: 8/24/20 vs. Kansas City
Longest Winning Streak: 3 games, 9/13/16-9/24/16
Longest Scoreless Streak: 13.1 IP, 8/9-8/27/16

CAREER NOTES

- Appeared in a career high 15 games in 2020 after missing the majority of the previous three seasons (2017-19) due to injuries to his right elbow, right lat muscle, left pinkie finger, and right pectoral area.
- Has thrown 263 of 1,306 total career pitches (20%) at least 98 mph or faster since 2016 (*Statcast*).
- Last season, Reyes's team-leading 81 of 369 total pitches (22%) were clocked at 98 mph or faster, while 15 pitches were 99 mph or faster.
- Also in 2020, averaged a career-high 97.5 mph on his fastball, (12th fastest in MLB), 97.8 mph on his sinker (6th in MLB), and 10.7 inches in vertical movement on his curveball, (2nd-most in MLB behind Trevor Bauer, 11.0).
- Over 32 career MLB games (seven starts), has registered a 10.16 K/9 ratio while fanning 82 of 307 total batters faced (26.7%).
- Made 2019 Opening Day roster and pitched in four games out of the bullpen before his season ended early due to injury.
- As a rookie in 2016, his 1.57 ERA in his first 12 career Major League games was the best (min. 46.0 IP) since the Reds' Pat Zachry (1.17 in 1976) and best by a Cardinals rookie since Al Brazle (1.50 in 1943). His ERA was also lowest among MLB rookies (min. 46.0 IP).
- Began MLB career by not allowing a run through his first 13.1 IP, 3rd-best in franchise history for a rookie to begin his career behind Von McDaniel (19.0 IP in 1957) and Pat Perry (16.1 IP in 1985).
- Is lifetime 3-0 with a 1.65 ERA in six games (two starts) vs. the Chicago Cubs. In 2016, became the first Cardinals rookie with three wins vs. the Cubs since Brooks Lawrence (3-0 in 1954) and the first Cardinals rookie pitcher to tally two wins at Wrigley Field since Cris Carpenter (1989).
- 2015 Cardinals Minor League Co-Pitcher of the Year with Austin Gomber.
- Rated as the Cardinals No. 1 prospect by *Baseball America* and *MLB.com* for four consecutive seasons (2016-19). Also recognized as having the "Best Fastball" and "Best Curveball" in the organization for three seasons (2017-19).
- Struck out 32.3% (542 of 1,677 total batters faced) in 394.2 career minor league innings pitched (12.4 K/9 IP).
- Posted 14 double-digit strikeout games in 82 career minor league starts with a career-high 13 at High-A-Palm Beach (2015), AA-Springfield (2018); and AAA-Memphis (2018).
- During 2018 rehab assignments while recovering from Tommy John surgery, tied Springfield's single-game strikeout record (13) and set a 116-year old Pacific Coast League record of fanning nine in a row for Memphis.



2020

- Made a career-high 15 appearances, his most since 12 during his 2016 Major League debut season.
- Marked his first Major League action since 4/5/19 after being sent to the minor leagues following Tommy John surgery and upper back surgery.
- Struck out 27 over 19.2 innings (12.4 K/9 IP), fanning a batter in 13 of 15 appearances (10 outings of multiple strikeouts).
- Carved out a career-best 31.4% strikeout rate.
- Seven of his appearances were of four outs or more, T-2nd on the Cardinals and 13th among NL relievers.
- Pitched on consecutive days twice.
- Struck out the side on 11 pitches in his season debut on 8/15 at Chicago White Sox, fanning Luis Robert (swinging), Nomar Marzara (looking), and Danny Mendick (swinging).
- Did not allow an earned run on the road in six outings (7.2 IP).
- Allowed one of 10 inherited runner to score (10.0% IRS).
- Earned wins vs. Kansas City (8/26) and at Pittsburgh (9/18-1). Threw a season-high 39 pitches vs. Pittsburgh.
- According to *Statcast*, hurled team-leading 81 of 369 total pitches (22%) at 98 mph or faster, while 15 pitches (4.1%) were clocked at 99 mph or faster.
- Averaged career-high 97.5 mph on his fastball, (12th fastest in MLB), 97.8 mph on his sinker (6th in MLB), and 10.7 inches in vertical movement on his curveball, (2nd-most in MLB behind Trevor Bauer, 11.0).

2020 POSTSEASON: Appeared in Games 1 and 3 of the Wild Card Series at San Diego...recorded a four-out save retiring all four batters while stranding two inherited runners to rescue Game 1 in his first career postseason appearance... became the first Cardinal since Steve Kline (10/10/2001 at Arizona) to record a four out save in his first postseason appearance...allowed three runs (one earned) in 2.0 innings in Game 3.

BACKGROUND/PERSONAL

- Played high school baseball at Elizabeth (N.J.) High School.
- Moved to the Dominican Republic in 2011 where he was signed as an international free agent.
- Selected as the starting pitcher for the World Team at the 2016 SiriusXM All-Star Futures Game in San Diego.
- Has a daughter, Aleyka.
- Resides in Coconut Creek, Fla.

AWARDS & HONORS

Cardinals Minor League Pitcher of the Year
2015: Springfield (AA) & Palm Beach (High-A)

Cardinals Minor League Pitcher of the Month
2015: Palm Beach (High-A) - April

Texas League Pitcher of the Week
2015: Springfield (AA) - August 10-17

Florida State League Mid-Season All-Star
2015: Palm Beach (High-A)

Baseball America Class High-A All-Star
2015: Palm Beach (High-A)

Arizona Fall League Rising Star
2015: Surprise

All-Star Future Games Selection
2016: World Team (Dominican Republic)
2015: World Team (Dominican Republic)

CAREER MILESTONES

Major League Debut
August 9, 2016 vs. Cincinnati

First Major League Start
August 27, 2016 vs. Oakland

First Major League Win
August 13, 2016 at Chicago Cubs

First Major League Save
August 19, 2016 at Philadelphia

First Major League Strikeout
August 9, 2016 vs. Cincinnati
(9th inning, Adam Duvall, swinging)



GRIFFIN ROBERTS

80

HEIGHT	WEIGHT	BATS/THROWS	BIRTH DATE	ML SERVICE
6-3	210	R/R	6/13/1996	0.000

FULL NAME: Griffin Daniel Roberts

BORN: Midlothian, Virginia

OPENING DAY AGE: 24 (Turns 25 on June 13)

BECAME CARDINAL: Selected in the Competitive Balance Round A (43rd overall) of the June, 2018 First-Year Player Draft

CONTRACT STATUS: Signed through 2021

PITCHER (NON-ROSTER)



COMPLETE RECORD

Year	Team	W-L	ERA	G	GS	CG	GF	SHO	SV	IP	H	R	ER	HR	HBP	BB	IBB	SO	WP	BK	BA
2018	GCL Cardinals	0-1	6.23	7	2	0	1	0	1	8.2	6	7	6	0	2	4	0	11	1	0	.194
	Palm Beach	0-0	0.00	1	0	0	0	0	0	1.0	0	0	0	0	0	0	0	2	0	0	.000
2019	Palm Beach	1-7	6.44	15	13	0	0	0	0	65.2	79	53	47	3	*17	35	0	36	3	0	.305
2020		DID NOT PLAY - NO MiLB SEASON																			
MINOR TOTALS		1-8	6.33	23	15	0	1	0	1	75.1	85	60	53	3	19	39	0	49	4	0	.290

* Led League

CAREER NOTES

- Participated in early workouts and seminars as part of the Cardinals two-week Instructional Camp in January 2020.
- Made four starts for Glendale in the 2019 Arizona Fall League.
- Was suspended for 50 games to begin the 2019 season for violation of Major League Baseball's banned substance policy.
- Led the Florida State League with 17 hit batsmen in 2019.
- Has allowed three home runs to 319 total batters faced in his two-year minor league career.

2020

- Did not pitch due to the COVID-19 protocols eliminating the 2020 season.
- Trained at the Alternate Training Site in Springfield, Mo., but did not travel as a member of the Taxi Squad.

BACKGROUND/PERSONAL

- Graduated from James River High School in Midlothian, Va.
- Played college baseball at Wake Forest University where he broke the school record for strikeouts/9 IP in a career (12.39) and single-season (13.50) in 2017.
- Named 2nd Team All-Atlantic Coast Conference in 2018 and was a three-time ACC Pitcher of the Week.
- Led the ACC with 130 strikeouts and ranked 9th in the NCAA in 2018, posting the 2nd-highest season mark in Demon Deacons history.
- Pitched for the Amsterdam Mohawks in the 2016 Perfect Game Collegiate Baseball League. The Mohawks had the best record in the league while Roberts was 4-1 with a 3.34 ERA in eight appearances (7 starts), striking out 41 over 35.0 innings.
- Originally selected by the Minnesota Twins in the 29th round of the June, 2017 First-Year Player Draft, but did not sign.
- Resides in Hartfield, Virginia.

CAREER TRANSACTIONS

- Selected by the Minnesota Twins in the 29th round (856th overall) of the June 2017 First-Year Player Draft, but did not sign.
- Selected by the St. Louis Cardinals in the first round Competitive Balance Round A (43rd overall) of the June 2018 First-Year Player Draft.
- Suspended for the first 50 games of the 2019 season for violating Major League Baseball's banned substance policy.



KRAMER ROBERTSON

81

HEIGHT	WEIGHT	BATS/THROWS	BIRTH DATE	ML SERVICE
5-10	175	R/R	9/20/1994	0.000

FULL NAME: Kramer Reid Robertson

BORN: Ruston, Louisiana

OPENING DAY AGE: 26 (Turns 27 on September 20)

BECAME CARDINAL: Selected in the 4th round (124th overall) of the June, 2017 First-Year Player Draft

CONTRACT STATUS: Signed through 2021

INFILDER (NON-ROSTER)



ROBERTSON, KRAMER

COMPLETE RECORD

Year	Team	AVG	G	AB	R	H	2B	3B	HR	RBI	SH	SF	HBP	BB	IBB	SO	SB	CS	GDP	SLG	OBP	E
2017	Peoria	.270	54	215	34	58	12	0	3	13	0	0	6	21	0	36	10	4	2	.367	.351	13
2018	Palm Beach	.252	121	460	74	116	24	3	2	37	10	1	*18	49	0	52	15	10	7	.330	.347	18
2019	Memphis	.235	66	179	28	42	10	0	5	24	0	0	3	27	0	42	2	4	1	.374	.344	5
	Springfield	.227	57	194	40	44	5	1	6	27	2	3	8	39	0	43	12	6	6	.356	.373	12
2020	DID NOT PLAY -- ALTERNATE TRAINING SITE ONLY																					
MINOR TOTALS		.248	298	1048	176	260	51	4	16	101	12	4	35	136	0	173	39	24	16	.350	.352	48

*Led league

CAREER NOTES

- Selected as a non-roster invitee for his first Major League Spring Training in 2021 after playing in four spring games over the past two seasons as a minor league call-up.
- Scrappy infielder has appeared in games at four different positions throughout his minor league career; playing his most games at shortstop (241), followed by second base (28), third base (12) and left field (1).
- Participated in early workouts and seminars as part of the Cardinals 2019 Spring Training Early Program (S.T.E.P.).
- Ranked in the Top 5 in Toughest to Strike Out in the 2018 Florida State League (10.35 TPA/SO) with a career mark of 7.1 TPA/SO.
- Played in the 2018 Florida State League playoffs with Palm Beach (A) going 1-for-8 and the 2017 Midwest League playoffs going 2-for-12 with a double and an RBI.
- Led the Florida State League in hit by pitch (18) in 2018.
- Played in eight games for Glendale in the 2019 Arizona Fall League, batting .269 with a double, triple and four RBI. Posted a .424 on-base percentage, which would have ranked 5th among AFL players with 25 or more at-bats.
- Played two seasons (2014-15) for Wareham in the Cape Cod League, appearing in 60 games overall batting .291 with a home run, nine RBI, five stolen bases and 10 hit by pitch.
- Helped LSU to the 2017 College World Series Championship round, batting lead-off for the Tigers.

2020

- Did not play due to COVID protocols canceling the 2020 Minor League Baseball Season.
- Trained at the Alternate Training Site in Springfield, Mo., but was not called up to St. Louis or travel on the Taxi Squad.

CAREER TRANSACTIONS

- Selected by the Cleveland Indians in the 32nd round (962nd overall) of the June 2016 First-Year Player Draft, but did not sign.
- Selected by the St. Louis Cardinals in the fourth round (124th overall) of the June 2017 First-Year Player Draft.



BACKGROUND/PERSONAL

- Played college baseball at Louisiana State University where he amassed a batting average of .292 (.393 OBP) with 11 HR, 107 RBI, 45 doubles, six triples and 31 hit by pitch over 212 career games.
- Named first team All-SEC as a junior (2016) and played in the 2017 College World Series where he batted .200 (6-30) batting lead-off and starting all seven games for the Tigers in Omaha. LSU finished runner-up to the Florida Gators for the National Championship.
- Selected to the Baton Rouge Regional All-Tournament Team in 2016.
- Three-sport athlete in high school, played quarterback at Midway High School, leading the school to the Texas 5A Playoffs his junior and senior seasons. Also played point guard on the basketball team.
- Father is Randy Robertson, a former quarterback at Louisiana Tech.
- His mother is Kim Mulkey, the head women's basketball coach at perennial power, Baylor, who also played basketball at Louisiana Tech and was a member of the 1984 USA Women's Olympic Basketball team.
- His sister Makenzie played college basketball at Baylor.
- Previously drafted by the Cleveland Indians in the 32nd round in 2016.
- Resides in McGregor, Texas.





ANGEL RONDÓN

(ahn-HELL ron-DOHN)

55

HEIGHT	WEIGHT	BATS/THROWS	BIRTH DATE	ML SERVICE
6-1	210	R/R	12/1/1997	0.000

FULL NAME: Angel Miguel Rondón

BORN: Higuey, Dominican Republic

OPENING DAY AGE: 23

BECAME CARDINAL: Signed as an international free agent, January 6, 2016

CONTRACT STATUS: Signed through 2021

PITCHER



RONDÓN, ANGEL

COMPLETE RECORD

Year	Team	W-L	ERA	G	GS	CG	GF	SHO	SV	IP	H	R	ER	HR	HBP	BB	IBB	SO	WP	BK	BA
2016	DSL Cardinals	2-2	2.79	14	7	0	1	0	1	42.0	39	18	13	0	5	13	0	50	3	1	.236
2017	GCL Cardinals	3-3	2.64	11	8	0	0	0	0	47.2	46	20	14	2	2	17	0	41	2	0	.254
	Johnson City	0-0	6.75	1	1	0	0	0	0	4.0	6	3	3	2	1	3	0	5	1	0	.353
	DSL Cardinals	0-1	4.76	2	2	0	0	0	0	5.2	4	3	3	0	2	3	0	6	0	0	.211
2018	Peoria	3-2	2.90	10	10	0	0	0	0	59.0	49	29	19	7	4	17	0	57	4	2	.220
	State College	0-4	3.72	5	5	0	0	0	0	29.0	29	12	12	3	2	7	0	23	0	1	.264
2019	Springfield	6-6	*3.21	20	20	0	0	0	0	115.0	99	45	41	11	5	42	2	112	5	1	*.230
	Palm Beach	5-1	2.20	8	8	0	0	0	0	45.0	26	11	11	3	2	17	0	47	3	0	.165
2020 DID NOT PITCH -- ALTERNATE TRAINING SITE ONLY																					
MINOR TOTALS		19-19	3.01	71	61	0	1	0	1	347.1	298	141	116	28	23	119	2	341	18	5	.229

* Led League

CAREER NOTES

- Added to the 40-man roster during the 2020-21 off-season.
- 2019 Cardinals Minor League Pitcher of the Year.
- 2019 Texas League ERA Champion (3.21).
- 2019 Florida State League Mid-Season All-Star
- Entered the 2020 season ranked by *Baseball America* as the No. 14 prospect in the Cardinals organization.
- Has yet to finish a full season with an ERA higher than 3.17.
- Participated in early workouts and seminars as part of the Cardinals two-week Instructional Camp in January 2020.
- Named Texas League Pitcher of the Week (6/24-30/19).
- Made a career-high 28 starts between Palm Beach (A) and Springfield (AA) in 2019, tied for the Minor League lead and Cardinals minor league lead.
- Has held his opposition to one run or fewer in 21 of 61 career starts over his minor league career.
- Only 25% of his career hits allowed have gone for extra-bases (75-of-298).

AWARDS & HONORS

Cardinals Minor League Pitcher of the Year
2019: Springfield (AA)/Palm Beach (A)

Florida State League Mid-Season All-Star
2019: Palm Beach (A)

MiLB.com Organization All-Star
2019: St. Louis

Texas League Pitcher of the Week
2019: Springfield (AA) - June 24-30

- After alternating between a starting pitcher and relief over his first two seasons, has started 44 straight games beginning on August 30, 2017, with the GCL Cardinals.



CAREER NOTES CONTINUED...

- Is 16-17 with a 3.14 in 61 career starts and 3-2 with a 1.37 ERA in 10 career relief appearances.
- Hurlled a career-high 7.2 innings vs. Lake County (7/13/18) dispatching the Captains in only 92 pitches while limiting them to one run scattering five singles.
- Recorded two career double-digit strikeout games vs. Wisconsin (7/25/18) while with Peoria (A) and vs. Northwest Arkansas (6/30/19) with Springfield (AA).
- Pitched his first season in the Dominican Winter League in 2020-21, making six appearances and four starts.

2020

- Did not play due to COVID protocols canceling the Minor League Baseball season.
- Practiced at the Alternate Training Site in Springfield, Mo., but did not travel to St. Louis or on the road with the Taxi Squad.
- Pitched for the Aguilas of the Dominican Winter League making six appearances with four starts, posting an 0-1 record with a 3.29 ERA and 11 strikeouts over 13.2 innings pitched.

BACKGROUND/PERSONAL

- Resides in Higüey, Dominican Republic.



RONDON, ANGEL



JOSÉ RONDÓN

(RAHN-dohn)

64

HEIGHT	WEIGHT	BATS/THROWS	BIRTH DATE	ML SERVICE
6-1	200	R/R	3/3/1994	1.056

FULL NAME: José Gregorio Rondón

BORN: Villa de Cura, Venezuela

OPENING DAY AGE: 27

BECAME CARDINAL: Signed by the Cardinals as a minor league free agent, December 17, 2020

CONTRACT STATUS: Signed through 2021

MLB DEBUT: July 29, 2016 vs. Cincinnati

INFILDER (NON-ROSTER)



RONDÓN, JOSÉ

COMPLETE RECORD - HITTING

Year	Team	AVG	G	AB	R	H	2B	3B	HR	RBI	SH	SF	HBP	BB	IBB	SO	SB	CS	GDP	SLG	OBP	E	
2011	DSL Angels	.315	49	165	28	52	11	2	0	21	4	2	1	17	1	16	9	4	4	.406	.378	16	
2012	AZL Angels	.260	48	192	26	50	13	2	1	20	3	2	2	14	0	24	5	5	4	.365	.314	1	
	Orem	.300	6	20	4	6	1	1	0	1	1	1	0	2	0	3	1	0	0	.450	.348	16	
2013	Orem	.293	68	276	45	81	22	2	1	50	1	7	2	30	0	31	13	8	7	.399	.359	15	
2014	Inland Empire	.327	72	297	40	97	17	5	0	24	9	1	0	17	0	50	8	6	7	.418	.362	12	
	Lake Elsinore	.301	37	136	18	41	9	0	1	12	3	0	2	13	0	23	3	1	2	.390	.371	5	
	AZL Angels	.125	2	8	3	1	0	0	0	0	0	0	1	1	0	2	1	0	0	.125	.300	0	
2015	San Antonio	.190	28	100	6	19	2	1	0	9	2	1	0	4	0	15	1	3	3	.230	.219	3	
	Lake Elsinore	.300	57	237	50	71	12	3	3	22	3	1	2	21	1	38	17	6	4	.414	.360	9	
2016	San Diego	.120	8	25	1	3	0	0	0	1	0	0	0	1	0	4	0	0	1	.120	.154	2	
	El Paso	.300	24	80	8	24	4	0	1	9	0	1	0	1	0	12	0	1	0	.388	.305	6	
	San Antonio	.279	96	376	45	105	21	2	5	44	12	3	3	15	1	66	13	4	5	.386	.310	13	
2017	El Paso	.282	22	85	9	24	8	0	1	14	0	0	0	6	0	16	1	0	1	.412	.330	2	
	San Antonio	.293	51	215	30	63	12	3	4	28	1	1	1	16	0	43	2	1	7	.433	.343	6	
	AZL Padres 2	.600	2	5	4	3	0	0	1	3	0	0	0	3	0	1	1	0	0	.200	.750	0	
	AZL Padres 1	.250	3	12	1	3	0	0	1	4	0	1	0	1	0	2	0	0	0	.500	.286	1	
2018	Chicago (AL)	.230	42	100	15	23	6	0	6	14	0	0	0	7	0	30	2	1	3	.470	.280	9	
	Charlotte	.249	80	313	41	78	15	4	18	38	1	3	3	16	0	82	5	6	10	.495	.290	2	
2019	Chicago (AL)	.197	55	142	10	28	3	0	3	9	1	0	2	11	0	38	0	0	4	.282	.265	4	
	Baltimore	.000	1	1	0	0	0	0	0	0	0	0	0	0	0	0	0	0	0	.000	.000	0	
	Norfolk	.219	21	73	9	16	4	0	2	12	0	0	0	10	0	22	1	0	1	.356	.313	4	
2020																							
		DID NOT PLAY -- NO MiLB SEASON																					
	MAJOR TOTALS	.201	106	268	26	54	9	0	9	24	1	0	2	19	0	72	2	1	8	.336	.260	8	
	MINOR TOTALS	.283	666	2590	367	734	151	25	39	311	40	24	17	187	3	444	82	46	55	.406	.333	116	

Note: Major League Uniform Numbers Worn: 13 (2016), 20 (2018-19), 6 (2019)

COMPLETE RECORD - PITCHING

Year	Team	W-L	ERA	G	GS	CG	GF	SHO	SV	IP	H	R	ER	HR	HBP	BB	IBB	SO	WP	BK	BA
2019	Chicago (AL)	0-0	0.00	1	0	0	1	0	0	1.0	2	0	0	0	0	0	0	0	0	0	.400
	MAJOR TOTALS	0-0	0.00	1	0	0	1	0	0	1.0	2	0	0	0	0	0	0	0	0	0	.400



REGULAR SEASON FIELDING RECORD

Position	PCT	G	PO	A	E	TC	DP
Pitcher	---	1	0	0	0	0	0
First Base	1.000	2	4	0	0	4	0
Second Base	.969	22	18	45	2	65	8
Third Base	.962	21	18	32	2	52	7
Shortstop	.960	32	27	68	4	99	16
Outfield	1.000	2	1	0	0	1	0

CAREER NOTES

- Originally signed as an international free agent by the Angels in 2011, joins the Cardinals as his fifth organization also playing with the Padres, White Sox and Orioles.
- Appeared defensively at six different defensive positions in the Major Leagues (P, 1B, 2B, 3B, SS, LF), playing his most defensive innings at shortstop (217.0) over his career.
- Has played five seasons in the Venezuelan Winter Leagues with Magallanes, Aragua and most recently Caracas in 2021.
- Tied for the Venezuelan Winter League lead with 31 RBI in 2021 with Dennis Ortega, a minor league catcher in the Cardinals organization.
- Made his Major League debut with the San Diego Padres at PETCO Park (7/29) vs. CIN as a pinch-hitter. Would record his first MLB hit a day later with a 5th inning single off Anthony DeSclafani.
- Hit his first Major League home run off Tanner Scott (5/23/18 at BAL) and would hit his second home run a day later (5/24 at BAL) en route to a career-high 3 RBI game. The only back-to-back home run games of his career.
- Of his nine career home runs, eight have been while his team was trailing.
- Made his Major League pitching debut with the White Sox vs. BOS (5/3/19) tossing a scoreless 9th inning on the back-end of a 6-1 loss. First two pitches did not register velocity on the stadium radar gun. Retired Mookie Betts on a fly out, allowed two singles, before retiring Rafeal Devers and Michael Chavis to end the inning without any damage. Would bat the following inning.
- Traded to the Padres from the Angels in 2014 as part of a six-player deal including R.J. Alvarez, Taylor Lindsey, Elliot Morris, Trevor Gott and Huston Street.
- Selected to play for the World Team at the 2014 All-Star Game at Target Field in Minnesota. Was 0-for-2 in the game.
- 2014 California League Rookie of the Year and Post-Season All-Star.
- 2013 Pioneer League Mid-Season All-Star.
- Has had five stints on the Injured List, all in the minor leagues suffering from a left hamstring contusion (2014), fractured right elbow (2015) strained left hamstring (2017), left thumb inflammation (2017) and sprained right ankle (2017).

AWARDS & HONORS

Texas League Mid-Season All-Star
2016: San Antonio (AA)

All-Star Futures Game
2014: World Team

California League Rookie of the Year
2014: Lake Elsinore (A)

California League Post-Season All-Star
2014: Lake Elsinore (A)

Pioneer League Post-Season All-Star
2013: Orem (R)

CAREER MILESTONES

Major League Debut
July 29, 2016 vs. Cincinnati

First Career Major League Hit
July 30, 2016 vs. Cincinnati
(5th inning, single, off Anthony DeSclafani)

First Career Major League Home Run
May 23, 2018 vs. Baltimore
(7th inning, 2-run, off Tanner Scott)

First Career Major League Stolen Base
May 22, 2018 vs. Baltimore
(8th inning, second base)

CAREER HIGHS

Most Hits: 2, nine times. Last: 7/4/19 vs. Detroit

Most Runs: 2, 5/23/18 vs. Baltimore

Most 2Bs: 1, nine times. Last: 5/3/19 vs. Boston

Most HRs: 1, nine times. Last: 7/4/19 vs. Detroit

Most RBI: 3, 5/24/18 vs. Baltimore

Most BBs: 2, 9/12/18 at Kansas City

Most SBs: 1, twice. Last: 5/23/18 vs. Baltimore

Most HBP: 1, twice. Last: 5/26/19 at Boston

Longest Hitting Streak: 4 games, twice. Last: 4/3-8/19



CAREER TRANSACTIONS

- Signed by Los Angeles Angels as an international free agent; January 13, 2011.
- On Inland Empire (A) injured list (left hamstring contusion), included rehab assignment to AZL Angels; June 1-23, 2014.
- Acquired by San Diego Padres along with RHP R. J. Alvarez, INF Taylor Lindsey and RHP Elliot Morris in exchange for RHP Trevor Gott and RHP Huston Street; July 19, 2014.
- On San Antonio (AA) injured list (fracture right elbow); July 21, 2015 - end of season.
- On San Antonio (AA) injured list (strained left hamstring); April 9-28, 2017.
- On El Paso (AAA) injured list (left thumb inflammation), included rehab assignment with the AZL Padres; July 17-August 18, 2017.
- On El Paso (AAA) injured list (sprained right ankle); August 25-September 3, 2017.
- Acquired by Chicago White Sox in exchange for cash considerations; January 13, 2018.
- Claimed off waivers by Baltimore Orioles; July 30, 2019.
- Signed by St. Louis Cardinals as a minor league free agent; December 17, 2020.

2020

- Did not play due to the COVID-19 pandemic.
- Had his best Venezuelan Winter League season to date, playing in 32 games for Caracas batting .316 with 7 HR and 31 RBI.
- Tied for the league lead with 31 RBI and ranked among the league leaders in home runs (7, T2nd), doubles (9, T6th), triples (2, T3rd), slugging percentage (.607, 3rd), OPS (1.002, 7th) and total bases (71, 4th).

BACKGROUND/PERSONAL

- Resides in Villa de Cura, Venezuela.





ALI SÁNCHEZ

41

(AH-lee)

HEIGHT	WEIGHT	BATS/THROWS	BIRTH DATE	ML SERVICE
6-1	200	R/R	1/20/1997	0.047

FULL NAME: Ali Miguel Sánchez**BORN:** Carora, Venezuela**OPENING DAY AGE:** 24**BECAME CARDINAL:** Acquired from the New York Mets for cash considerations, February 12, 2021**CONTRACT STATUS:** Signed through 2021**MLB DEBUT:** August 10, 2020 vs. Washington**CATCHER**

COMPLETE RECORD

Year	Team	AVG	G	AB	R	H	2B	3B	HR	RBI	SH	SF	HBP	BB	IBB	SO	SB	CS	GDP	SLG	OBP	E
2014	DSL Mets	.303	50	175	21	53	7	0	3	24	2	1	4	27	1	31	6	6	5	.394	.406	5
2015	GCL Mets	.278	46	162	20	45	6	0	0	17	0	0	3	12	2	26	2	0	4	.315	.339	2
	Kingsport	.182	3	11	2	2	0	0	0	3	0	0	0	0	0	2	0	0	0	.182	.182	0
2016	Brooklyn	.216	46	171	15	37	10	0	0	11	0	0	0	10	0	26	2	0	3	.275	.260	6
2017	Columbia	.231	56	182	20	42	3	0	1	15	2	1	2	13	0	26	2	3	6	.264	.288	4
2018	St. Lucie	.274	38	135	11	37	9	0	2	16	0	2	0	5	0	15	1	1	4	.385	.296	2
	Columbia	.259	50	193	26	50	11	1	4	22	0	2	0	10	0	23	1	1	4	.389	.293	3
2019	Syracuse	.179	21	56	5	10	4	0	0	3	0	1	3	5	0	11	0	1	2	.250	.277	2
	Binghamton	.278	71	270	28	75	13	0	1	30	0	0	1	23	3	52	1	0	14	.337	.337	5
2020	New York (NL)	.111	5	9	0	1	0	0	0	0	0	0	0	1	0	3	0	0	2	.111	.200	0
MAJOR TOTALS		.111	5	9	0	1	0	0	0	0	0	0	0	1	0	3	0	0	2	.111	.200	0
MINOR TOTALS		.259	381	1355	148	351	63	1	11	141	4	7	13	105	6	212	15	12	42	.331	.317	29

Note: Major League Uniform Numbers Worn: 70 (2020)

REGULAR SEASON FIELDING RECORD

Position	PCT	G	PO	A	E	TC	DP	PB	CS	ATT	PCT	P-OFF
Catcher	1.000	5	29	0	0	29	0	1	0	3	0.0	0

CAREER TRANSACTIONS

- Signed by New York Mets as an International free agent, July 2, 2013.
- Acquired by St. Louis Cardinals from the New York Mets in exchange for cash considerations, February 12, 2021.



CAREER NOTES

- Acquired by the Cardinals five days before pitchers and catchers reported for the 2021 season, in exchange for cash considerations from the New York Mets after being designated for assignment.
- Played in five Major League games after making his Major League debut for the Mets in 2020.
- Has yet to throw out an attempted base stealer during his MLB career.
- Threw out 46.4% of attempted base stealers (174 CS/375 SB ATT) over seven years in the minor leagues.
- Played two seasons in the Arizona Fall League, playing for Scottsdale in 2018 and 2019, combined to bat .209 (14-67) with six RBI over 25 games. Posted a .347 on-base pct., during his 2019 season.
- Posted a career-high 18-game hitting streak for Binghamton (AA) June 1-27, 2019, the longest hitting streak in the Eastern League in 2019. Batted .406 (26-64) with seven doubles and nine RBI during the stretch.
- Set career highs in games played (78), hits (87), runs (37), doubles (20), triples (1), home runs (6) and RBI (38), between Columbia (A) and St. Lucie (A) in 2018.
- Was placed on the Injured List twice during the 2017 season, missing time from July 13-22 with a broken left hamate bone. Went back on the Injured List July 25 through the end of the season, which required surgery on July 27.
- Named the Sterling Award Winner for the DSL Mets in 2014, which designates the Most Valuable Player at each level in the Mets organization.
- 2014 Dominican Summer League Mid-Season All-Star.

2020

- Played in five games and made four starts, three of those on the back-end of a doubleheader.
- Made his Major League debut vs. WSH (8/10) entering the game defensively in the top of the 7th inning. Grounded into a double play in his first at-bat.
- Recorded his first Major League hit at NYY (8/28) in the second game of a doubleheader at Yankee Stadium with a single up the middle off Jonathan Loaisiga in the 3rd inning.
- Did not record a caught stealing in three stolen base attempts (0 CS/3 SB ATT).

2020 & CAREER HIGHS

Most Hits: 1, 8/28/20 [2] at New York Yankees
Most BBs: 1, 9/1/20 at Baltimore
Longest Hitting Streak: 1 game, 8/28/20

AWARDS & HONORS

**Dominican Summer League
 Mid-Season All-Star**
 2014: DSL Mets (R)

Sterling Award Winner
 2014: DSL Mets (R)

CAREER MILESTONES

Major League Debut
 August 10, 2020 vs. Washington

First Career Major League Hit
 August 28, 2020 at New York Yankees (G2)
 (3rd inning, single, off Jonathan Loaisiga)

BACKGROUND/PERSONAL

- Originally signed by the New York Mets in 2013.
- Originally played shortstop, but converted to catcher as a teenager prior to signing with the Mets.
- Learned English in order to communicate better with the pitching staff.
- Resides in Carora, Venezuela.



EDMUNDO SOSA

63

HEIGHT	WEIGHT	BATS/THROWS	BIRTH DATE	ML SERVICE
6-0	225	R/R	3/6/1996	0.140

FULL NAME: Edmundo Israel Sosa

BORN: Panama City, Panama

OPENING DAY AGE: 25

BECAME CARDINAL: Signed as an international free agent, July 2, 2017

CONTRACT STATUS: Signed through 2021

MLB DEBUT: Sept. 23, 2018 vs. San Francisco

INFILDER



COMPLETE RECORD

Year Team	AVG	G	AB	R	H	2B	3B	HR	RBI	SH	SF	HBP	BB	IBB	SO	SB	CS	GDP	SLG	OBP	E
2013 DSL Cardinals	.314	47	169	33	53	8	3	3	27	1	3	3	22	1	15	7	5	1	.450	.396	14
2014 GCL Cardinals	.275	52	207	37	57	8	5	1	23	1	3	4	18	0	29	8	5	3	.377	.341	11
State College	.200	3	5	0	1	0	0	0	0	0	0	0	0	0	2	0	0	0	.200	.200	1
2015 Johnson City	.300	49	200	30	60	8	4	7	16	1	0	6	16	0	38	6	2	2	.485	.369	7
2016 Peoria	.268	88	351	42	94	13	1	3	30	3	3	2	19	0	71	5	4	9	.336	.307	15
Palm Beach	.294	9	34	3	10	0	2	0	4	0	0	0	1	0	8	0	0	0	.412	.314	0
2017 Springfield	.000	1	4	0	0	0	0	0	0	0	0	0	1	0	0	0	0	0	.000	.200	0
GCL Cardinals	.364	6	22	7	8	1	0	1	2	0	0	0	1	0	2	0	0	0	.545	.391	0
Palm Beach	.285	51	193	25	55	10	1	0	14	4	1	1	12	0	34	3	0	5	.347	.329	12
2018 ST. LOUIS	.000	3	2	1	0	0	0	0	0	0	0	0	1	0	1	0	0	0	.000	.333	0
Memphis	.262	56	191	31	50	13	0	5	27	0	1	4	13	2	42	5	2	6	.408	.321	5
Springfield	.276	67	261	34	72	17	1	7	32	2	2	4	9	0	52	1	2	6	.429	.308	11
2019 ST. LOUIS	.250	8	8	2	2	0	0	0	0	0	0	1	1	0	2	1	0	0	.250	.400	0
Memphis	.291	118	453	70	132	18	5	17	62	4	6	16	17	0	96	2	3	9	.466	.335	13
2020 ST. LOUIS	.000	0	0	0	0	0	0	0	0	0	0	0	0	0	0	0	0	0	.000	.000	0
MINOR TOTALS	.283	547	2090	312	592	96	22	44	237	16	19	40	129	3	389	37	23	41	.413	.334	89
MAJOR TOTALS	.200	11	10	3	2	0	0	0	0	0	0	1	2	0	3	1	0	0	.200	.385	0

Note: Major League Uniform Numbers Worn: 63 (2018-present)

WILD CARD SERIES RECORD

Year Team	AVG	G	AB	R	H	2B	3B	HR	RBI	SH	SF	HBP	BB	IBB	SO	SB	CS	GDP	SLG	OBP	E
2020 STL at SD																					

DID NOT PLAY -- TRAVELED WITH TEAM

REGULAR SEASON FIELDING RECORD

Position	PCT	G	PO	A	E	TC	DP
Second Base	1.000	5	1	2	0	3	1

CAREER TRANSACTIONS

- Signed by the St. Louis Cardinals as an international free agent, July 2, 2017.
- On 45-day Injured List; included injury rehabilitation assignment to Alternate Training Site (Springfield), August 4 - 26, 2020.



CAREER NOTES

- Still retains rookie status entering the 2021 season despite playing in games during the 2018 and 2019 season and beginning the season on the Opening Day roster in 2020.
- Listed as the No. 27 prospect in the Cardinals organization by *Baseball America* entering each of the last two seasons (2020-21). Was rated No. 7 in 2015; No. 8 and “Best Defensive Infielder” in 2016 by the same publication.
- Panama native has appeared in 11 career Major League games over the past three seasons (2018-20).
- Played in five MLB games defensively at second base despite playing as the regular shortstop, filling in at second and third base in the minor leagues.
- Made his Major League debut as a September call-up vs. SF (9/23/18) after 429 career minor league games over six seasons.
- Recorded his first Major League hit at CIN (7/18/19), a pinch-hit single to right field off Jimmy Herget in the 9th inning at Great American Ballpark. Reds’ RF Yasiel Puig threw out Harrison Bader at third base on the hit with Sosa getting thrown out after, trying to advance to second base on Puig’s throw.
- Had arguably his best season as a professional in 2019 playing in 118 games at Memphis (AAA), posting career minor league season highs in home runs (17), RBI (62), runs (70), hits (132) and hit by pitch (16).
- Helped Memphis to a Triple-A National Championship in 2018 and Palm Beach to a Florida State League co-Championship in 2017.
- Batted .273 (3-11) with a double and two runs in seven 2018 PCL postseason games and was 1-for-9 in two games during the 2017 Florida State League playoffs.
- Minor League offensive highlights include a grand slam at Iowa (7/5/19) with a career-high 5 RBI while with Memphis (AAA); and two multi-home run games, coming vs. Tulsa (6/11/18) with Springfield (AA) and at Greenville (8/18/15) with Johnson City (R).
- Was placed on the 7-day disabled list twice with a sprained right ankle (6/1-16/17) and a sprained left wrist (6/18-8/25/17), which included rehab assignments to the GCL Cardinals (R) and Springfield (AA).
- Played 17 games for Surprise in the 2017 Arizona Fall League batting .305 with a double, triple and seven RBI.
- Missed time in the minor leagues with injuries in 2016 and 2017. Injured his left wrist in 2016 causing him to miss time from 8/1 through the end of the season. Had a sprained right ankle (6/1-16) and a sprained left wrist (6/18-8/25) in 2017.
- 2015 Midwest League Mid-Season All-Star and 2014 Appalachian League Post-Season All-Star.
- Played for Team Panama during the 2016 qualifying round of the 2017 World Baseball Classic, before getting eliminated by Colombia. Played in three games and was 1-for-9 with a run scored in three games, getting a start at second base and batted lead-off vs. France (3/19).
- Played 48 games over the last two seasons for the Aguilas in the Dominican Winter League, batting .268 (52-194) with 3 HR and 15 RBI.

AWARDS & HONORS

Pacific Coast League Championship
2018: Memphis (AAA)

Triple-A National Championship
2018: Memphis (AAA)

Florida State League co-Championship
2017: Palm Beach (High-A)

World Baseball Classic Qualifying Round
2016: Panama

Midwest League Mid-Season All-Star
2016: Peoria (A)

Appalachian League Post-Season All-Star
2015: Johnson City (R)

CAREER MILESTONES

Major League Debut
September 23, 2018 vs. San Francisco

First Major League Hit
July 18, 2019 at Cincinnati
(9th inning, single off Jimmy Herget)

CAREER HIGHS

Most Hits: 1, twice. Last: 9/25/19 at Arizona
Most Runs: 1, three times. Last: 9/25/19 at Arizona
Most RBI: 1, 9/5/19 vs. San Francisco
Most BBs: 1, twice. Last: 9/25/19 at Arizona

2020

- Made the 2020 Opening Day roster for the Cardinals but did not play in a single game during the season after he was placed on the Injured List five games into the season.
- Was placed on the Injured List, August 4 and re-instated August 27.
- Played in just five games for the Aguilas in the 2020-21 Dominican Winter League, a year removed from playing in 43 games during the 2019-20 off-season. Batted .211 (4-19) with an RBI.

2020 POSTSEASON: Traveled with the team to San Diego, but was not on the Wild Card Series postseason active roster.

BACKGROUND/PERSONAL

- Led Panama Metro to a pair of junior national titles in 2012 and 2013.
- Represented Panama at the 18-and-Under World Championships in South Korea in Sept. 2012.
- Resides in Panama City, Panama.
- Has a daughter, Naya Kaela.



CARLOS SOTO

71

HEIGHT	WEIGHT	BATS/THROWS	BIRTH DATE	ML SERVICE
6-1	225	L/R	4/27/1999	0.000

FULL NAME: Carlos Alfonso Soto, Jr.

BORN: Los Mochis, Sinaloa, Mexico

OPENING DAY AGE: 21 (Turns 22 on April 27)

BECAME CARDINAL: Signed as an international free agent, July 2, 2016

CONTRACT STATUS: Signed through 2021

CATCHER (NON-ROSTER)



COMPLETE RECORD

Year	Team	AVG	G	AB	R	H	2B	3B	HR	RBI	SH	SF	HBP	BB	IBB	SO	SB	CS	GDP	SLG	OBP	E
2016	DSL Cardinals	.303	30	99	17	30	6	0	1	10	0	2	1	25	0	17	0	0	0	.394	.441	4
2017	GCL Cardinals	.239	35	113	11	27	2	0	0	12	0	0	1	11	1	20	0	0	4	.257	.312	5
2018	Johnson City	.276	29	98	14	27	7	0	2	23	0	4	2	16	0	26	0	1	2	.408	.375	3
	GCL Cardinals	.200	11	40	7	8	2	0	3	10	0	0	1	5	0	9	0	0	0	.475	.304	0
2019	State College	.250	30	116	15	29	6	1	4	23	0	4	1	14	0	35	0	0	2	.422	.326	1
	Peoria	.203	20	69	6	14	1	0	1	7	0	1	2	6	1	18	0	0	0	.261	.282	1
2020	DID NOT PLAY -- NO MILB SEASON																					
MINOR TOTALS		.252	155	535	70	135	24	1	11	85	0	11	8	77	2	125	0	1	8	.363	.349	14

CAREER NOTES

- Played in 155 career minor league games making 99 starts at catcher and 14 at first base.
- Has thrown out 32.9% (51 CS/155 SB ATT) of attempted base stealers over his four years in professional baseball.
- Played in a career-high 50 games between State College (A) and Peoria (A) in 2019.
- Posted career-highs in RBI (33), doubles (9) and walks (21), establishing career highs in home runs (5) and runs scored (21) between Johnson City (R) and GCL Cardinals (R) in 2018.
- Clubbed his first professional grand slam at West Virginia (7/19/19), a go-ahead 7th inning blast off Francis Del Orbe. Accounted for a career-high 4 RBI.
- Homered in three consecutive games (8/10-13/18), collecting eight RBI over the span with multiple RBI in each game with the GCL Cardinals against three different opponents (GCL Nationals, Mets & Astros)
- Played in four postseason games for the 2018 GCL Cardinals, batting .333 (5-15) with two doubles, three RBI and a walk. Played first base in three games and was the designated hitter in the other, as Ivan Herrera was used as the starting catcher.

- Drew a career-high four walks in a game vs. DSL Tigers (7/28/16).
- Beginning at age 16, has played five seasons in the Mexican Winter League in his hometown of Los Mochis, including a career-high 35 games during the 2019-20 season.
- Has a career batting average of .167 (25-150) with four doubles and eight RBI over 62 games in the Mexican Winter League.

2020

- Did not play due to COVID-19 protocols which eliminated the 2020 Minor League Baseball Season.
- Played in 16 games for Los Mochis in the Mexican Winter League. Batted .171 (7-41) with two RBI. Played 12 games at catcher and three games at first base.

BACKGROUND/PERSONAL

- Resides in Los Mochis, Mexico.



MATT SZCZUR

(SEE-zer)

36

HEIGHT	WEIGHT	BATS/THROWS	BIRTH DATE	ML SERVICE
6-0	185	R/R	7/20/1989	3.064

FULL NAME: Matthew Szczur

BORN: Cape May, New Jersey

OPENING DAY AGE: 31 (Turns 32 on July 20)

BECAME CARDINAL: Signed by the Cardinals as a minor league free agent, February 13, 2021.

CONTRACT STATUS: Signed through 2021

MLB DEBUT: August 17, 2014 at New York Mets

OUTFIELDER (NON-ROSTER)



COMPLETE RECORD

Year	Team	AVG	G	AB	R	H	2B	3B	HR	RBI	SH	SF	HBP	BB	IBB	SO	SB	CS	GDP	SLG	OBP	E
2010	Peoria	.192	6	26	6	5	1	1	0	2	0	0	1	3	0	5	0	0	1	.308	.300	1
	Boise	.397	18	73	17	29	9	0	0	8	0	2	1	6	0	11	1	0	1	.521	.439	1
	AZL Cubs	.500	1	2	1	1	0	0	0	0	0	0	1	1	0	0	1	0	0	.500	.750	0
2011	Daytona	.260	43	173	20	45	7	2	5	19	2	1	1	5	0	20	7	0	2	.410	.283	2
	Peoria	.314	66	274	55	86	15	1	5	27	0	1	2	21	0	28	17	5	4	.431	.366	1
2012	Tennessee	.210	35	143	24	30	7	4	2	6	0	0	1	14	0	29	4	2	0	.357	.285	1
	Daytona	.295	78	295	68	87	19	4	2	34	2	4	4	47	1	50	38	12	2	.407	.394	2
	Mesa	.264	24	91	13	24	2	2	1	13	1	0	1	14	0	10	9	3	1	.363	.368	0
2013	Tennessee	.281	128	512	78	*144	27	4	3	44	3	3	6	50	0	75	22	12	11	.367	.350	2
2014	Chicago (NL)	.226	33	62	6	14	2	0	2	5	0	0	0	4	0	11	0	0	1	.355	.273	0
	Iowa	.261	116	414	52	108	16	1	1	24	9	1	3	30	1	78	30	7	9	.312	.315	0
2015	Chicago (NL)	.222	47	72	5	16	5	0	1	8	1	1	0	6	0	15	2	0	1	.333	.278	0
	Iowa	.292	70	267	40	78	12	2	8	31	6	4	6	22	0	51	20	5	4	.442	.355	0
2016	Chicago (NL)	.259	107	185	30	48	9	1	5	24	1	0	1	13	2	39	2	4	2	.400	.312	0
	Tennessee	.000	1	1	1	0	0	0	0	0	0	0	0	1	0	1	0	0	0	.000	.500	0
2017	Chicago (NL)	.211	15	19	2	4	1	0	0	3	1	1	0	2	0	4	0	0	0	.263	.273	0
	San Diego	.227	104	176	26	40	11	2	3	15	2	0	4	32	0	40	0	2	2	.364	.358	1
2018	San Diego	.187	57	75	11	14	3	0	1	6	1	0	0	8	0	24	3	0	2	.267	.265	0
	El Paso	.316	10	38	4	12	3	1	0	6	0	1	0	4	0	7	0	0	2	.447	.372	0
2019	Reno	.322	44	149	34	48	12	1	8	28	0	4	0	19	0	27	0	3	1	.577	.390	0
	AZL D-Backs	.182	3	11	5	2	1	1	0	1	0	0	0	1	0	1	0	0	0	.455	.250	0
2020	DID NOT PLAY -- NO MILB SEASON																					
MINOR TOTALS		.284	619	2378	405	675	129	22	34	230	22	21	26	224	2	383	140	46	37	.399	.349	10
MAJOR TOTALS		.231	363	589	80	136	31	3	12	61	6	2	5	65	2	133	7	6	8	.355	.312	1

*Led league

Note: Major League Uniform Numbers Worn: 41 (2014-15), 20 (2016-17), 23 (2017-18).



WILD CARD RECORD

Year Team	AVG	G	AB	R	H	2B	3B	HR	RBI	SH	SF	HBP	BB	IBB	SO	SB	CS	GDP	SLG	OBP	E	
2015 CHI vs. PIT																						

DID NOT PLAY -- TRAVELED WITH TEAM - WAS NOT ON POSTSEASON ROSTER

DIVISION SERIES RECORD

Year Team	AVG	G	AB	R	H	2B	3B	HR	RBI	SH	SF	HBP	BB	IBB	SO	SB	CS	GDP	SLG	OBP	E	
2016 CHI vs. SF																						

DID NOT PLAY -- TRAVELED WITH TEAM - WAS NOT ON POSTSEASON ROSTER

LEAGUE CHAMPIONSHIP SERIES RECORD

Year Team	AVG	G	AB	R	H	2B	3B	HR	RBI	SH	SF	HBP	BB	IBB	SO	SB	CS	GDP	SLG	OBP	E	
2016 CHI vs. LAD																						

DID NOT PLAY -- TRAVELED WITH TEAM - WAS NOT ON POSTSEASON ROSTER

WORLD SERIES RECORD

Year Team	AVG	G	AB	R	H	2B	3B	HR	RBI	SH	SF	HBP	BB	IBB	SO	SB	CS	GDP	SLG	OBP	E	
2016 CHI vs. CLE																						

DID NOT PLAY -- TRAVELED WITH TEAM - WAS NOT ON POSTSEASON ROSTER

REGULAR SEASON FIELDING RECORD

Position	PCT	G	PO	A	E	TC	DP
Outfield	.997	242	281	4	1	286	2

Note: Did not commit an error in his first 296 career MLB games spanning 1,035.2 innings.

CAREER TRANSACTIONS

- Selected by the Los Angeles Dodgers in the 38th round (1,156th overall) of the June 2007 First-Year Player Draft, but did not sign.
- Selected by the Chicago Cubs in the fifth round (160th overall) of the June 2010 First-Year Player Draft.
- On Chicago Cubs injured list (strained right hamstring), included minor league rehabilitation assignment to Tennessee (AA); May 3 - 21, 2015.
- Traded by the Chicago Cubs to San Diego Padres in exchange for RHP Justin Hancock, May 8, 2017.
- On San Diego Padres Bereavement List, August 17-21, 2017.
- Signed by the Arizona Diamondbacks as a minor league free agent, December 14, 2018.
- Signed by the Philadelphia Phillies as a minor league free agent, December 20, 2019.
- Signed by the St. Louis Cardinals as a minor league free agent, February 13, 2021.

CAREER NOTES

- Was a member of the 2016 Chicago Cubs World Championship team, and traveled with the team for each series, but was not on the postseason roster.
- Did not make his first Major League error until his 204th career game in the field on 9/17/17 at COL (4th inning), a span of 1,035.2 consecutive innings in the outfield.
- Made four consecutive Opening Day rosters with the Cubs (2015-17) and San Diego (2018).
- Set a San Diego Padres record with four hits off the bench at SF (7/21/17), which also marked his career-high for a game.
- Hit his first pinch-hit home run (6/19/17 vs. KC) and his first lead-off home run (5/12/17 at CWS) during the 2017 season.
- Was traded from the Chicago Cubs to the San Diego Padres on May 8, 2017, in exchange for RHP Justin Hancock. Went on to play a career-high 119 games in 2017 with 104 as a member of the Padres.
- Collected his first career multi-home run game vs. STL (8/12/16) with both home runs off Jerome Williams, also set a career-high with four runs scored in the game.
- Traveled with the team to the 2015 Wild Card Game in Pittsburgh, but was not on the active roster for the game.
- Recorded his first career walk-off hit with a single vs. PIT (5/15/15) in the bottom of the 12th inning at Wrigley Field.
- Hit for the cycle playing for Reno vs. Tacoma (5/20/19) in a 25-8 rout, collecting in the order of home run (2nd), double (5th), single (6th) and triple (7th) going 4-for-6 with 3 RBI.



CAREER HIGHS

Most Hits: 4, 7/21/17 at San Francisco.
Most Runs: 4, 8/12/16 vs. St. Louis
Most 2Bs: 2, 7/18/16 vs. New York Mets
Most 3Bs: 1, three times. Last: 7/21/17 at San Francisco
Most HRs: 2, 8/12/16 vs. St. Louis
Most RBI: 4, 4/29/16 vs. Atlanta
Most BBs: 3, 6/6/17 at Arizona
Most SBs: 1, seven times. Last: 6/9/18 at Miami
Most HBP: 1, five times. Last: 8/24/17 at St. Louis
Longest Hitting Streak: 5 games, 7/29-8/16/16
Grand Slams: 1. 4/29/16 vs. Atlanta (Withdraw)
Lead-Off Home Runs: 1. 5/12/17 at Chicago-AL (M. Gonzalez)
Pinch-Hit Home Runs: 1. 6/9/17 vs. Kansas City (Strahm)
Multi-Home Run Games: 1. 8/12/16 vs. St. Louis

- Named Pacific Coast League Player of the Week (6/2/19).
- Appeared on the Injured List three times during the 2019 season with a left oblique muscle strain (start of season-5/15), left quadriceps strain (6/15-7/14 & 7/31-8/25).
- Led the 2013 Southern League with 144 hits.
- Three-time Minor League All-Star in the Southern League with Tennessee (AA) in 2013, Florida State League with Daytona (A) in 2012 and Midwest League with Peoria (A) in 2011.
- Was on the Injured List while with Daytona (A) in 2012 with a left knee contusion (6/5-17/12)
- Batted .368 during the 2011 Florida State League playoffs helping Daytona winning the League Championship.
- Played for the USA Team in the 2011 All-Star Futures Game at Chase Field in Arizona.
- Hit safely in his first 21 career professional games (7/7-7/29/10) while playing with Boise (A).
- Was asked by Anthony Rizzo to use his bat model prior to Game 4 of the 2016 National League Championship Series in which Rizzo collected three hits at Dodger Stadium, snapping a 2-for-29 slump.
- Won a National Championship with the 2009 Villanova University football team as a wide receiver and also earned MVP honors in the title game scoring two touchdowns, while rushing for 159 yards and receiving for 68.
- NFL scouts had him slated as a second or third round pick in the NFL draft if he committed to football as a slot receiver, wildcat back and kick returner.
- Donated peripheral blood cells to help a young female patient battling leukemia in the Ukraine during his junior year in college (2010). He missed 10 games of his season and still batted .443, the first .400+ hitter at Villanova since 1997.

AWARDS & HONORS

Pacific Coast League Player of the Week
 2019: Reno (AAA) - May 27 - June 2

World Series Championship
 2016: Chicago (NL)

Southern League Post-Season All-Star
 2013: Tennessee (AA)

Southern League Mid-Season All-Star
 2013: Tennessee (AA)

MiLB.com Organizational All-Star
 2012: Chicago (NL)

Florida State League Mid-Season All-Star
 2012: Daytona (A)

Florida State League Champions
 2011: Daytona (A)

Midwest League Mid-Season All-Star
 2011: Peoria (A)

All-Star Futures Game - Arizona
 2011: Peoria (A)

**Division 1 Football Championship Series
 National Champion**
 2009: Villanova University

National Championship Most Valuable Player
 2009: Villanova University

CAREER MILESTONES

Major League Debut
 August 17, 2014 at New York (NL)

First Career Major League Hit
 August 21, 2014 vs. San Francisco
 (7th inning, single, off Madison Bumgarner)

First Career Major League Home Run
 September 13, 2014 at Pittsburgh
 (8th inning, solo HR, off Justin Wilson)

2020

- Was signed by the Phillies as a minor league free agent prior to the season, but was released on June 27, a week prior to the abbreviated season re-start.



BACKGROUND/PERSONAL

- Created the Matthew Szczur Foundation, t/a Szczy Day, which is a non-for-profit 501(c)(3) organization dedicated to improving the lives of the afflicted and less fortunate through philanthropy, charity and the promotion of volunteerism (szczytheday.com).
- Graduated from Lower Cape May (NJ) Regional High School.
- Two-sport athlete at Villanova University playing baseball and football. Was the first Villanova baseball player to hit .400 or better since 1997 with a .443 average in 2010 earning All-Big East honors.
- Missed 10 games of his 2010 college baseball season taking medication in advance of donating peripheral blood cells to a young female patient battling leukemia who had a 1-in-80,000 chance of finding a match. Hit a home run in his first game back following the donation.

- Was a wide receiver of the Villanova football team in which he played in the Division 1 Football Championship Series playoffs three straight years, including the Wildcats first National Championship in 2009 and followed it up with a semi-final appearance in 2010.
- Rushed for 159 yards and scored two touchdowns, while catching four passes for 68 yards en route to Most Valuable Player honors in the National Championship game, a 23-21 win over Montana.
- Lists painting as a hobby, after watching his father Marc draw, sketch and carve during his childhood. Furthered his interest after taking drafting classes in high school. He has created artwork for charities including the Andy Talley Bone Marrow Foundation. Has his own webpage displaying his artwork at mattszczurart.com.
- Resides with his wife, Natalie (11/21/14) and son, Matthew (1/1/20), in Cape May, New Jersey.



SZCZUR, MATT



LANE THOMAS

35

HEIGHT	WEIGHT	BATS/THROWS	BIRTH DATE	ML SERVICE
6-0	190	R/R	8/23/1995	1.068

FULL NAME: Lane Michael Thomas

BORN: Knoxville, Tennessee

OPENING DAY AGE: 25 (Turns 26 on August 23)

BECAME CARDINAL: Acquired from the Toronto Blue Jays in exchange for International Cap Space, July 2, 2017

CONTRACT STATUS: Signed through 2021

OUTFIELDER



THOMAS, LANE

COMPLETE RECORD

Year Team	AVG	G	AB	R	H	2B	3B	HR	RBI	SH	SF	HBP	BB	IBB	SO	SB	CS	GDP	SLG	OBP	E
2014 GCL Blue Jays	.260	34	131	21	34	8	4	0	11	0	0	0	21	0	33	7	3	4	.382	.362	7
Bluefield	.323	18	65	10	21	4	0	1	8	0	1	1	6	0	16	2	0	3	.431	.384	6
2015 Vancouver	.225	43	169	20	38	13	0	5	33	0	5	1	8	0	34	5	4	2	.391	.257	13
Lansing	.114	9	35	1	4	2	0	0	2	0	0	0	3	0	10	1	0	0	.171	.184	7
2016 Lansing	.216	81	282	50	61	14	1	7	27	2	0	3	45	0	107	17	5	4	.348	.330	5
GCL Blue Jays	.429	6	21	8	9	5	0	1	4	0	0	0	2	0	6	2	1	0	.810	.478	0
2017 Dunedin	.252	73	274	34	69	12	6	4	38	1	4	2	27	0	84	8	7	4	.383	.319	3
Palm Beach	.257	9	35	5	9	0	1	0	3	0	1	0	3	0	10	2	2	0	.314	.308	0
2018 Springfield	.260	100	384	63	100	16	4	21	67	2	3	3	43	0	101	13	9	2	.487	.337	0
Memphis	.275	32	131	21	36	7	2	6	21	0	0	2	7	0	33	4	1	2	.496	.321	1
2019 Memphis	.268	75	265	42	71	17	2	10	44	0	3	4	32	0	80	11	6	2	.460	.352	1
ST. LOUIS	.316	34	38	6	12	0	1	4	12	0	0	2	4	0	8	1	1	1	.684	.409	0
2020 ST. LOUIS	.111	18	36	5	4	2	0	1	2	0	0	0	4	0	13	0	0	1	.250	.200	1
MINOR TOTALS	.252	480	1792	275	452	98	20	55	258	5	17	16	197	0	514	72	38	23	.421	.329	43
MAJOR TOTALS	.216	52	74	11	16	2	1	5	14	0	0	2	8	0	21	1	1	2	.473	.310	1

Note: Major League Uniform Numbers Worn: 35 (2019-20)

REGULAR SEASON FIELDING RECORD

Position	PCT	G	PO	A	E	TC	DP
Outfield	.978	43	43	2	1	46	2

CAREER TRANSACTIONS

- Selected by the Toronto Blue Jays in the 5th round (114th overall) of the June, 2014 First-Year Player Draft.
- Acquired by the St. Louis Cardinals in exchange for International Cap Space, July 2, 2017.
- Placed on 10-day injured list (fractured right wrist) on August 30, 2019 (retroactive to August 28) to end of season.
- Placed on injured list (COVID-19) on August 15, 2020 to August 30, 2020.



2020 SEASON HIGHS

Most Hits: 1, 4x. Last: 9/10[1] vs. Detroit
Most Runs: 1, 5x. Last: 9/10[1] vs. Detroit
Most 2Bs: 1, 2x. Last: 9/5[1] at Chicago Cubs
Most HRs: 1, 9/10[1] vs. Detroit
Most RBI: 2, 9/10[1] vs. Detroit
Most BBs: 1, 4x. Last: 9/5[2] at Chicago Cubs
Longest Hitting Streak: 1 game, 4x. Last: 9/10[1] vs. Detroit

CAREER HIGHS

Most Hits: 2, 3x. Last: 8/18/19 at Cincinnati
Most Runs: 1, 11x. Last: 9/10/20[1] vs. Detroit
Most 2Bs: 1, 2x. Last: 9/5/20[1] at Chicago Cubs
Most 3Bs: 1, 8/11/19 vs. Pittsburgh
Most HRs: 1, 5x. Last: 9/10/20[1] vs. Detroit
Most RBI: 5, 8/11/19 vs. Pittsburgh
Most BBs: 1, 8x. Last: 9/5[2] at Chicago Cubs
Most SBs: 1, 4/24/19 vs. Milwaukee
Most HBP: 1, 2x. Last: 8/27/19 at Milwaukee
Longest Hitting Streak: 2 games, 2x. Last: 8/11-13/19
Pinch-Hit HR: 3, Last: 8/25/19 vs. Colorado (Shaw)
Grand Slams: 1. 8/11/19 vs. Pittsburgh (Crick)

CAREER NOTES

- Enters the 2021 season ranked as the No. 9 prospect in the Cardinals organization and recognized as the “Fastest Baserunner” and “Best Defensive Outfielder” in the organization by *Baseball America*.
- Began his career as an infielder/outfielder with the Blue Jays organization starting games at second and third base, but converted to outfield full time in 2017.
- In 2019 became the 10th player in Cardinals history to hit a home run in his first Major League appearance.
- Was the first Cardinals rookie to hit a triple, grand slam and total 5 RBI in a game (8/11/19) since RBI became an official statistic in 1920.
- Hit three pinch-hit home runs in 2019, T2nd-most by a Cardinals player and rookie.
- Hit a career-best three home runs in a game (7/27/19 at Oklahoma City).
- Led all Cardinals minor leaguers in home runs (27) and RBI (88) in 2018 while playing in Springfield and Memphis.
- Won Triple-A and PCL Championships with Memphis (AAA) in 2018. Was 3-for-5 with a triple, home run and five RBI in the Triple-A Championship game vs. Durham (9/18).
- Hit more home runs during the 2018 season in the Cardinals organization (27) than in his first four professional seasons combined with the Blue Jays organization (18).
- Played 20 games for Surprise in the 2018 Arizona Fall League.

AWARDS & HONORS

Triple-A National Championship
2018: Memphis (AAA)

Pacific Coast League Championship
2018: Memphis (AAA)

Texas League Postseason All-Star
2018: Springfield (AA)

Texas League Mid-Season All-Star
2018: Springfield (AA)

Texas League Player of the Week
2018: Springfield (AA) - June 4-10

CAREER MILESTONES

Major League Debut
April 17, 2019 at Milwaukee

First Major League Hit & Home Run*
April 19, 2019 vs. New York Mets
(6th inning, 2-run, pinch hit, off Seth Lugo)
**first Major League plate appearance*

2020

- Played in 18 games, starting 10 in the outfield.
- Cardinals won all five games in which he scored a run.
- Missed 20 games on the injured list (COVID-19) from 8/15-8/30.
- Scored in three straight games (9/5-6), including both games of the doubleheader at Chicago Cubs (9/5).
- Hit his lone home run and two RBI on a homer off Joe Jimenez in Game 1 of the doubleheader vs. Detroit (9/10).
- Did not play in a game after 9/15 at Milwaukee; optioned to Alternate Training Site (9/16).

SINGLE-SEASON PH HR BY A CARDINAL

Rank		PH HR	PH AB	Season
1.	Jeremy Hazelbaker	4	41	2016
2.	Lane Thomas	3	12	2019
	7 others			

BACKGROUND/PERSONAL

- Graduated from Bearden (Tenn.) High School .
- Signed his college letter of intent to play at the University of Tennessee, but was drafted and signed by Toronto.
- His father, Mike, was a professional drag racer in the NHRA (National Hot Rod Association) circuit.
- Grew up learning how to operate racing simulators, competing against his father for practice.
- Resides in Knoxville, Tennessee.



ZACK THOMPSON

57

HEIGHT	WEIGHT	BATS/THROWS	BIRTH DATE	ML SERVICE
6-2	225	L/L	10/28/1997	0.000

FULL NAME: Zachary David Thompson

BORN: Selma, Indiana

OPENING DAY AGE: 23

BECAME CARDINAL: Selected in the first round (19th overall) in the June, 2019 First-Year Player Draft

CONTRACT STATUS: Signed through 2021

PITCHER (NON-ROSTER)



THOMPSON, ZACK

COMPLETE RECORD

Year	Team	W-L	ERA	G	GS	CG	GF	SHO	SV	IP	H	R	ER	HR	HBP	BB	IBB	SO	WP	BK	BA
2019	Palm Beach	0-0	4.05	11	0	0	2	0	0	13.1	16	6	6	0	3	4	0	19	2	0	.302
	GCL Cardinals	0-0	0.00	2	2	0	0	0	0	2.0	3	1	0	0	0	0	0	4	0	0	.300
2020	DID NOT PITCH -- ALTERNATE TRAINING SITE ONLY																				
MINOR TOTALS		0-0	3.52	13	2	0	2	0	0	15.1	19	7	6	0	3	4	0	23	2	0	.302

CAREER TRANSACTIONS

- Selected by the Tampa Bay Rays in the 11th round (330th overall) of the June, 2016 First-Year Player Draft, but did not sign.
- Selected by the St. Louis Cardinals in the first round (19th overall) of the June, 2019 First-Year Player Draft.

CAREER NOTES

- Becomes the first Cardinals player to wear uniform No. 57 since the death of pitcher Darryl Kile, June 18, 2002.
- Has made 13 professional appearances since being drafted in June 2019, at the Gulf Coast League (R) level and Palm Beach (A). Is averaging 13.5 strikeouts/9 IP over his 15.1 innings pitched.
- Enters the season as the No. 5 prospect in the Cardinals organization by Baseball America and MLB.com.
- Rated as having the "Best Curveball" in the Cardinals organization by Baseball America's "Best Tools" survey.
- Was 16-5 with a 3.20 ERA (196.2 IP) and 268 strikeouts during his three-year career at the University of Kentucky.
- Was the first left-handed pitcher drafted by the Cardinals in the first round (2019) since Marco Gonzales in 2013.
- Played for the USA Baseball Collegiate National Team in 2018 that went 12-3. Made three appearances with one start and was 1-0 with an 0.00 ERA in 8.2 innings.
- Became the sixth first round draft pick in the history of University of Kentucky's baseball program joining Evan White (2017), Alex Meyer (2011), Joe Blanton (2002), Chad Green (1996) and Everett Murray (1975).

- 2019 Dick Howser Trophy Semi-Finalist, Golden Spikes Award Semi-Finalist, 2nd Team All-Southeastern Conference, 3rd Team All-American by *Baseball America* and *Rawlings/ABCA*.
- Was previously drafted in the 11th round by the Tampa Bay Rays out of Wapahani High School (Ind.) in 2016.

2020

- Participated in early workouts and seminars as part of the Cardinals two-week Instructional Camp in January 2020.
- Was invited to Major League Spring Training and made three perfect one-inning relief appearances for St. Louis, striking out three batters total and throwing 80% strikes (20/25).
- Entered the 2020 season ranked as the No. 7 prospect in the Cardinals organization by *Baseball America*.
- Was rated as having the "Best Curveball" in the organization in 2020 by Baseball America's "Best Tools" survey before Matthew Liberatore was acquired in January 2020.
- Did not play during the season, but reported to the Alternate Training Site in Springfield, Mo. Was not brought up to St. Louis or traveled on the Taxi Squad.



BACKGROUND/PERSONAL

- Pitched two games for Brewster in the 2018 Cape Cod League before joining USA Baseball Collegiate National Team.
- Graduated from Wapahani High School in Selma, Ind.
- Posted a 23-2 record with an 0.98 ERA (185.2 IP).
- Went undefeated during sophomore (13-0) and junior (6-0) seasons.
- Was named Indiana All-State three consecutive years from his sophomore to senior seasons.
- Played college baseball at the University of Kentucky. Was 6-1 with a 2.40 ERA and 130 strikeouts in 90.0 innings his junior season. Ranked 5th in NCAA Division 1 in strikeouts and 11th in strikeouts/9 IP (11.00).
- Struck out 130 batters his junior season, the most by a left-handed pitcher in school history, breaking James Paxton's mark.
- In 2019, was the 4th-highest draft pick in school history.
- Resides in St. Pete Beach, Florida.



THOMPSON, ZACK



JUSTIN TOERNER

89

(TUR-ner)

HEIGHT	WEIGHT	BATS/THROWS	BIRTH DATE	ML SERVICE
5-11	185	L/L	8/11/1996	0.000

FULL NAME: Justin William Toerner

BORN: Scottsdale, Arizona

OPENING DAY AGE: 24 (Turns 25 on August 11)

BECAME CARDINAL: Selected in the 28th round (843rd overall) of the June, 2018 First-Year Player Draft

CONTRACT STATUS: Signed through 2021

OUTFIELDER (NON-ROSTER)



TOERNER, JUSTIN

COMPLETE RECORD

Year	Team	AVG	G	AB	R	H	2B	3B	HR	RBI	SH	SF	HBP	BB	IBB	SO	SB	CS	GDP	SLG	OBP	E
2018	Palm Beach	.300	10	40	8	12	5	0	0	3	0	0	1	5	1	9	0	0	0	.425	.391	0
	Peoria	.500	7	20	4	10	0	1	0	4	0	0	0	5	0	2	0	1	0	.600	.600	0
	State College	.292	50	171	26	50	5	1	1	10	2	1	4	24	1	34	11	2	6	.351	.390	1
2019	Springfield	.211	49	166	30	35	5	0	7	18	1	0	4	28	1	55	10	3	0	.367	.338	0
	Palm Beach	.290	54	193	39	56	5	1	4	29	2	2	5	33	1	50	4	5	0	.389	.403	1
2020	DID NOT PLAY -- NO MiLB SEASON																					
MINOR TOTALS		.276	170	590	107	163	20	3	12	64	5	3	14	95	4	150	25	11	6	.381	.387	2

CAREER NOTES

- 2019 Florida State League All-Star.
- Honored as Florida State League Player of the Month for April 2019, batting .394 with 2 HR and 16 RBI with five doubles, three stolen bases and 20 walks over 21 games.
- Selected as Florida State League Player of the Week (4/8-14/2019).
- Recorded a career-high six RBI vs. Charlotte (6/7/19) going 3-for-6 with a home run.
- Collected a career-high four hits in his Peoria (A) debut vs. Beloit (8/26/18).
- Tied for 8th among Cardinals minor league outfielders with nine outfield assists during the 2019 season.
- Played in eight games during the 2018 Midwest League playoffs batting .188 (6-32) with an RBI and two runs scored.

2020

- Did not play due to COVID-19 protocols which canceled the 2020 Minor League Baseball season.
- Participated in early workouts and seminars as part of the Cardinals two-week Instructional Camp.
- Entered the season as the No. 29 prospect in the Cardinals organization by *Baseball America*.

AWARDS & HONORS

Florida State League Mid-Season All-Star
2019: Palm Beach (A)

MiLB.com Florida State League Player of the Month
2019: Palm Beach (A)

Florida State League Player of the Week
2019: Palm Beach (A) - April 8-14

BACKGROUND/PERSONAL

- Played four seasons of college baseball for Cal State-Northridge batting .275 with 11 HR, 95 RBI, 13 triples and 33 stolen bases over 219 games played. Also made 10 pitching appearances during his junior season (2017) posting marks of 2-0 with a 7.56 ERA and 20 strikeouts over 16.2 seasons including two starts.
- Played high school baseball at Chapparral High School (AZ) where he batted .460 as a senior earning All-Southwestern League First Team and All-Area Second Team.
- Resides in Temecula, California.



ADAM WAINWRIGHT

50

HEIGHT	WEIGHT	BATS/THROWS	BIRTH DATE	ML SERVICE
6-7	230	R/R	8/30/1981	15.027

FULL NAME: Adam Parrish Wainwright

BORN: Brunswick, Georgia

OPENING DAY AGE: 39 (Turns 40 on August 30)

BECAME CARDINAL: Acquired from Atlanta Braves with RHP Jason Marquis and LHP Ray King in exchange for J.D. Drew and Eli Marrero, December 13, 2003

CONTRACT STATUS: Signed through 2021

MLB DEBUT: Sept. 11, 2005 at New York Mets

PITCHER



COMPLETE RECORD

Year	Team	W-L	ERA	G	GS	CG	GF	SHO	SV	IP	H	R	ER	HR	HBP	BB	IBB	SO	WP	BK	BA
2000	GCL Braves	4-0	1.13	7	5	0	1	0	0	32.0	15	5	4	1	0	10	0	42	1	1	.136
	Danville	2-2	3.68	6	6	0	0	0	0	29.1	28	13	12	3	1	2	0	39	1	0	.252
2001	Macon	10-10	3.77	28	*28	1	0	0	0	164.2	144	89	69	9	8	48	1	*184	9	2	.230
2002	Myrtle Beach	9-6	3.31	28	*28	1	0	0	0	163.1	149	67	60	7	10	66	0	*167	11	3	.240
2003	Greenville	10-8	3.37	27	27	1	0	0	0	149.2	133	59	56	9	7	37	0	128	4	2	.242
2004	Memphis	4-4	5.37	12	12	0	0	0	0	63.2	68	47	38	12	3	28	0	64	2	1	.280
2005	Memphis	10-10	4.40	29	*29	0	0	0	0	*182.0	*204	98	89	18	5	51	6	147	*12	1	.282
	ST. LOUIS	0-0	13.50	2	0	0	1	0	0	2.0	2	3	3	1	0	1	0	0	0	0	.250
2006	ST. LOUIS	2-1	3.12	61	0	0	10	0	3	75.0	64	26	26	6	4	22	2	72	3	0	.230
2007	ST. LOUIS	14-12	3.70	32	32	1	0	0	0	202.0	212	93	83	13	9	70	4	136	6	0	.269
2008	ST. LOUIS	11-3	3.20	20	20	1	0	0	0	132.0	122	51	47	12	3	34	1	91	3	0	.245
	Memphis#	0-1	12.27	2	2	0	0	0	0	3.2	8	5	5	1	0	1	0	3	0	0	.444
	Springfield#	0-0	0.00	1	1	0	0	0	0	4.2	4	0	0	0	0	0	0	7	0	0	.222
2009	ST. LOUIS	*19-8	2.63	34	*34	1	0	0	0	*233.0	216	75	68	17	3	66	1	212	7	0	.244
2010	ST. LOUIS	20-11	2.42	33	33	5	0	2	0	230.1	186	68	62	15	4	56	2	213	2	0	.224
2011	ST. LOUIS	INJURED - DID NOT PITCH																			
2012	ST. LOUIS	14-13	3.94	32	32	3	0	2	0	198.2	196	96	87	15	6	52	3	184	5	2	.259
2013	ST. LOUIS	+19-9	2.94	+34	34	*5	0	+2	0	*241.2	*223	83	79	15	6	35	2	219	5	0	.248
2014	ST. LOUIS	20-9	2.38	32	32	5	0	+3	0	227.0	184	64	60	10	7	50	5	179	4	1	.222
2015	ST. LOUIS	2-1	1.61	7	4	0	2	0	0	28.0	25	7	5	0	0	4	0	20	0	0	.238
2016	ST. LOUIS	13-9	4.62	33	33	1	0	1	0	198.2	*220	108	*102	22	5	59	4	161	1	0	.287
2017	ST. LOUIS	12-5	5.11	24	23	0	0	0	0	123.1	140	73	70	14	5	45	4	96	2	0	.286
2018	ST. LOUIS	2-4	4.46	8	8	0	0	0	0	40.1	41	21	20	5	2	18	1	40	1	0	.263
	Memphis#	1-0	0.00	2	2	0	0	0	0	9.0	8	0	0	0	0	4	0	11	0	0	.250
	Springfield#	1-0	0.00	3	3	0	0	0	0	10.0	5	0	0	0	1	0	0	9	0	0	.143
	Palm Beach#	0-0	0.00	2	2	0	0	0	0	3.0	1	0	0	0	0	0	0	5	0	0	.111
2019	ST. LOUIS	14-10	4.19	31	31	0	0	0	0	171.2	181	83	80	22	8	64	7	153	2	0	.273
2020	ST. LOUIS	5-3	3.15	10	10	+2	0	0	0	65.2	54	25	23	9	2	15	0	54	0	0	.221
MINOR TOTALS		51-41	3.68	147	145	3	1	0	0	815.0	767	383	333	60	35	248	7	806	40	10	.248
MAJOR TOTALS		167-98	3.38	393	326	24	13	10	3	2169.1	2066	876	815	176	64	591	36	1830	41	3	.252

* Led League + Tied for League Lead # Injury Rehabilitation Assignment

Note: Major League Uniform Numbers Worn: 60 (2005), 50 (2006-present)



WILD CARD SERIES RECORD

Year Team	W-L	ERA	G	GS	CG	GF	SHO	SV	IP	H	R	ER	HR	HBP	BB	IBB	SO	WP	BK	BA
2020 STL vs. SD	0-0	5.40	1	1	0	0	0	0	3.1	6	2	2	0	0	2	0	3	1	0	.400

DIVISION SERIES RECORD

Year Team	W-L	ERA	G	GS	CG	GF	SHO	SV	IP	H	R	ER	HR	HBP	BB	IBB	SO	WP	BK	BA
2006 STL vs. SD	0-0	0.00	3	0	0	3	0	1	3.2	3	0	0	0	0	0	0	6	0	0	.214
2009 STL vs. LA	0-0	1.13	1	1	0	0	0	0	8.0	3	1	1	1	1	1	0	7	0	0	.111
2011 STL vs. PHI	Injured - Did Not Pitch																			
2012 STL vs. WSH	0-0	7.88	2	2	0	0	0	0	8.0	13	7	7	3	0	3	0	15	1	0	.351
2013 STL vs. PIT	2-0	1.13	2	2	1	0	0	0	16.0	11	2	2	1	0	1	0	15	0	0	.196
2014 STL vs. LAD	0-0	12.46	1	1	0	0	0	0	4.1	11	6	6	1	1	1	0	5	1	0	.500
2015 STL vs. CHI	0-0	1.69	3	0	0	0	0	0	5.1	3	1	1	1	0	0	0	6	0	0	.167
2019 STL vs. ATL	0-0	0.00	1	1	0	0	0	0	7.2	4	0	0	0	0	2	0	8	0	0	.148
D.S. TOTALS	2-0	2.89	13	7	1	3	0	1	53.0	48	17	17	7	2	8	0	62	2	0	.239

LEAGUE CHAMPIONSHIP SERIES RECORD

Year Team	W-L	ERA	G	GS	CG	GF	SHO	SV	IP	H	R	ER	HR	HBP	BB	IBB	SO	WP	BK	BA
2006 STL vs. NY	0-0	0.00	3	0	0	3	0	2	3.0	2	0	0	0	0	1	0	4	0	0	.182
2011 STL vs. MIL	Injured - Did Not Pitch																			
2012 STL vs. SF	1-0	1.29	1	1	0	0	0	0	7.0	4	1	1	1	0	0	0	5	0	0	.160
2013 STL vs. LAD	0-1	2.57	1	1	0	0	0	0	7.0	6	2	2	0	0	0	0	5	0	0	.231
2014 STL vs. SF	0-1	3.09	2	2	0	0	0	0	11.2	10	5	4	1	0	5	0	9	0	0	.227
2019 STL vs. WSH	0-1	3.00	2	1	0	0	0	0	9.0	9	3	3	1	0	1	1	11	0	0	.265
L.C.S. TOTALS	1-3	2.39	9	5	0	3	0	2	37.2	31	11	10	3	0	7	1	34	0	0	.221

WORLD SERIES RECORD

Year Team	W-L	ERA	G	GS	CG	GF	SHO	SV	IP	H	R	ER	HR	HBP	BB	IBB	SO	WP	BK	BA
2006 STL vs. DET	1-0	0.00	3	0	0	3	0	1	3.0	2	0	0	0	0	1	0	5	1	0	.182
2011 STL vs. TEX	Injured - Did Not Pitch																			
2013 STL vs. BOS	0-2	4.50	2	2	0	0	0	0	12.0	14	8	6	0	0	2	0	14	0	0	.286
W.S. TOTALS	1-2	3.60	5	2	0	3	0	1	15.0	16	8	6	0	0	3	0	19	1	0	.267

ALL-STAR GAME RECORD

Year Team	W-L	ERA	G	GS	CG	GF	SHO	SV	IP	H	R	ER	HR	HBP	BB	IBB	SO	WP	BK	BA
2010 National	0-0	0.00	1	0	0	0	0	0	1.0	1	0	0	0	0	1	0	2	0	0	.250
2013 National	Eligible - Did Not Pitch																			
2014 National	0-0	27.00	1	1	0	0	0	0	1.0	3	3	3	1	0	0	0	2	0	0	.500
ALL-STAR TOTALS	0-0	13.50	2	1	0	0	0	0	2.0	4	3	3	1	0	1	0	4	0	0	.400

REGULAR SEASON FIELDING RECORD

Position	PCT	G	PO	A	E	TC	DP
Pitcher	.983	393	191	280	8	479	26

Note: Rawlings Gold Glove award winner: 2009 and 2013.

2009: Tied for 1st among MLB pitchers in fielding pct. (1.000)

2013: Led N.L. pitchers in total chances (61), fielding pct. (1.000) and double plays (6)

2014: Rawlings Gold Glove Award Finalist at pitcher.

2016: Rawlings Gold Glove Award Finalist at pitcher. Tied for 1st among MLB pitchers in fielding pct. (1.000).

2017: Tied for 1st among MLB pitchers in fielding pct. (1.000)

2019: Tied for 1st among MLB pitchers in fielding pct. (1.000)

2020: Tied for 1st among MLB pitchers in fielding pct. (1.000)

REGULAR SEASON BATTING RECORD

Year Team	AVG	G	AB	R	H	2B	3B	HR	RBI	SH	SF	HBP	BB	IBB	SO	SB	CS	GDP	SLG	OBP	E
2020 ST. LOUIS	.000	10	0	0	0	0	0	0	0	0	0	0	0	0	0	0	0	0	.000	.000	0
MAJOR TOTALS	.199	391	685	54	136	37	2	10	71	60	3	0	24	0	224	0	2	9	.302	.225	8



2020 SEASON HIGHS

Most IP: 9.0, 8/30 vs. Cleveland
Most Strikeouts: 9, 2x. Last: 9/16-1 at Milwaukee
Most Walks: 3, 8/15-1 at Chicago White Sox
Most Runs Allowed: 4, 2x. Last: 8/25 vs. Kansas City
Most Hits Allowed: 8, 2x. Last: 9/26 vs. Milwaukee
Most HRs Allowed: 2, 2x. Last: 9/26 vs. Milwaukee
Longest Winning Streak: 4 games, 7/25-9/10
Longest Losing Streak: 2 games, 9/21-end of season
Longest Scoreless Streak: 10.1 IP, 9/16-9/21

CAREER HIGHS

Most IP (Starter): 9.0, 21 times. Last: 8/30/20 vs. Cleveland
Most IP (Relief): 3.0, two times. Last: 5/24/06 at San Francisco
Most Strikeouts (Starter): 12, five times. Last: 5/25/14 at Cincinnati
Most Strikeouts (Relief): 4, 8/30/06 vs. Florida
Most Walks (Starter): 7, 6/2/19 vs. Chicago Cubs
Most Walks (Relief): 2, four times. Last: 7/15/06 vs. LA Dodgers
Most Runs Allowed (Starter): 9, four times. Last: 6/17/17 at Baltimore
Most Runs Allowed (Relief): 4, 8/13/06 at Pittsburgh
Most Hits Allowed (Starter): 12, 5X. Last: 9/28/19 vs. Chicago Cubs
Most Hits Allowed (Relief): 4, three times. Last: 8/13/06 at Pittsburgh
Most HRs Allowed: 4, 9/28/19 vs. Chicago Cubs
Longest Winning Streak: 9, 6/7/08-4/29/09
Longest Losing Streak: 4, 8/18-9/4/10
Longest Scoreless Streak: 26.0 IP, 7/4-27/10
Complete Games: 24. Last: 9/16/20-1 at Milwaukee (7.0 IP)
Low-Hit Complete Game: 1, 5/20/14 vs. Arizona
Shutouts: 10. Last: 7/16/16 vs. Miami
10+ Strikeout Games: 10. Last: 5/28/19 at Philadelphia (10)
Last Relief Appearance: 9/23/17 at Pittsburgh

CAREER TRANSACTIONS

- Selected by the Atlanta Braves in the first round (29th player overall) of the June, 2000 First-Year Player Draft.
- Acquired by the St. Louis Cardinals along with LHP Ray King and RHP Jason Marquis in exchange for OF J.D. Drew and OF Eli Marrero, December 13, 2003.
- Signed a four-year contract extension with St. Louis that includes two club options, March 20, 2008.
- On St. Louis injured list (right middle finger sprain), June 8 - August 22, 2008; included rehabilitation assignments at Memphis (AAA) and Springfield (AA).
- On St. Louis injured list (right elbow surgery), March 25 - end of season, 2011.
- Signed a five-year contract extension with St. Louis, March 28, 2013.
- On St. Louis injured list (ruptured right Achilles), April 26 - September 29, 2015.
- On St. Louis injured list (mid-back tightness), July 25 - August 5, 2017.
- On St. Louis injured list (right elbow impingement), August 18 - September 18, 2017.
- On St. Louis injured list (left hamstring strain), March 26 - April 4, 2018.
- On St. Louis injured list (right elbow inflammation), April 20 - May 12, 2018; included rehabilitation assignment at Springfield (AA).
- On St. Louis injured list (right elbow inflammation), May 14 - September 9, 2018; included rehabilitation assignments at Palm Beach (A), Springfield (AA) and Memphis (AAA).
- Signed a one-year contract with St. Louis, October 30, 2018.
- On St. Louis injured list (left hamstring strain), June 10-20, 2019.
- Signed a one-year contract with St. Louis, November 13, 2019.
- Signed a one-year contract with St. Louis, January 29, 2021.

WAINWRIGHT CAREER HOME RUNS (10)

Date	Opponent	Stadium	Pitcher	Inning	Type	Notes
May 24, 2006	at San Francisco	AT&T Park	Noah Lowry	5th	Solo	First Major League at-bat
Aug. 5, 2007	at Washington	RFK Stadium	Matt Chico	4th	Solo	
April 16, 2008	Milwaukee	Busch Stadium	Carlos Villanueva	2nd	Solo	
May 26, 2009	at Milwaukee	Miller Park	Jeff Suppan	4th	Solo	
Aug. 14, 2009	San Diego	Busch Stadium	Mat Latos	3rd	Solo	
Sept. 5, 2012	New York Mets	Busch Stadium	R.A. Dickey	3rd	Solo	
May 2, 2016	Philadelphia	Busch Stadium	Jeremy Hellickson	4th	3-run	Landed in the 2nd deck
Aug. 2, 2016	at Cincinnati	Great American Ball Park	Dan Straily	3rd	Solo	
April 21, 2017	at Milwaukee	Miller Park	Wily Peralta	3rd	2-run	
June 1, 2017	Los Angeles Dodgers	Busch Stadium	Brandon McCarthy	2nd	2-run	



CAREER NOTES

- The 2021 season marks Wainwright's 17th in the Cardinals organization and 16th as an active player (2005-10, '12-21), tying Lou Brock (1964-79) for 5th-most in franchise history, and 3rd-most by a pitcher behind Jesse Haines (18 years, 1920-37) and Bob Gibson (17 years, 1959-75).
- Among players to appear exclusively as a Cardinal in their career, only Stan Musial (22, 1941-44, '46-63), Yadier Molina (18, 2004-21), and Bob Gibson (17, 1959-75) have been a Cardinal longer than Wainwright.
- Wainwright is tied with Washington's Ryan Zimmerman (16 seasons, 2005-19, '21) as the 2nd-longest tenured active Major Leaguer to appear with the same franchise, trailing only teammate Yadier Molina (18, 2004-21).
- Enters the 2021 season as the oldest active player in the National League (6th-oldest in MLB).
- He and Andrew Miller are the tallest pitchers in franchise history at 6-foot-7.
- Has faced every Major League team except St. Louis, and earned a regular season win against 25 teams in his career (Orioles, Twins, Yankees, Rangers, Cardinals).
- Threw a near perfect game on May 20, 2014 vs. Arizona, facing just one over the minimum; pitched a complete game one-hit (Paul Goldschmidt double) shutout as he walked none and struck out nine in the 5-0 win.
- Missed the entire 2011 season after elbow ligament replacement surgery on his right elbow on Feb. 28, 2011.
- His only career appearance at Busch Stadium II was his MLB debut (Sept. 11, 2005 vs. New York Mets), caught by Mike Mahoney (his only career game catching Wainwright).

Teammates with Yadier Molina

- Wainwright and Molina have been a starting battery for 274 career regular season games, most in Cardinals history and 6th-most in Major League history (*since 1908*). Surpassed Bob Gibson & Tim Lincecum's prior record of 198 starts on June 15, 2016.
- The 2021 season marks the 17th (2005-21) Wainwright and Molina have been teammates, most in franchise history ahead of Stan Musial and Red Schoendienst (14 seasons from 1946-56, '61-63).
- The New York Yankees were the last MLB team to feature the same teammates for 17 or more seasons with Mariano Rivera and Derek Jeter (19 seasons; 1993-2013).
- The last pair of teammates to spend 17 or more seasons together with NL teams were Pete Rose and Tony Perez with the Cincinnati Reds (16 seasons; 1964-76, '84-86) and Philadelphia Phillies (1 season; 1983).
- The Pittsburgh Pirates were the last NL team to feature the same teammates for 17 or more seasons with Bill Mazeroski and Roberto Clemente (17 seasons; 1956-72).

St. Louis Cardinals Career Leaders

- Ranks among Cardinals all-time franchise pitching leaders in wins (163, 3rd), ERA (3.38, 6th), innings (2,169.1, 6th), win pct. (.630, 6th), appearances (401, 6th), starts (326, 4th), and strikeouts (1,830, 2nd) (*min. 1,500 innings pitched*).
- Is one of five Cardinals to make 300 or more career starts, (Bob Gibson, Bob Forsch, Jesse Haines, Bill Doak), and is seven appearances away from becoming the 7th Cardinal to make 400 career pitching appearances.

AWARDS & HONORS

World Series Championship

2006: St. Louis
2011: St. Louis (DNP)

National League All-Star

2010: St. Louis
2013: St. Louis (DNP)
2014: St. Louis (starter)

Roberto Clemente Humanitarian Award

2020: St. Louis

Louisville Silver Slugger - Pitcher

2017: St. Louis

Rawlings National League Gold Glove - Pitcher

2009: St. Louis
2013: St. Louis

National League Pitcher of the Month

2013: St. Louis - June
2014: St. Louis - September

National League Pitcher of the Week

2014: St. Louis - May 19-25

MLBPA Players Choice Outstanding Pitcher

2009: St. Louis

Hutch Award

2015: St. Louis

St. Louis BBWAA Darryl Kile Award

2008

St. Louis BBWAA J.G. Taylor Spink Baseball Man of the Year

2010 (w/ Albert Pujols)
2013 (w/ Matt Carpenter and Yadier Molina)
2014

St. Louis BBWAA Stockton/Broeg Outstanding Achievement in Baseball

2007
2009 (w/ R. Howard, C. Carpenter, R. Franklin, Y. Molina, M. Buehrle, Holliday, & C. Maloney)
2016 (w/ S. Piscotty, M. Carpenter, J. Gyorko & Y. Molina)

St. Louis BBWAA Herman/Ostermeier Cardinals Rookie of the Year

2006

**AWARDS & HONORS (cont'd)****St. Louis BBWAA Bob Bauman
Physical Comeback**

2012

2015 (with Jaime Garcia)

Pacific Coast League Pitcher of the Week

2005: Memphis (AAA) - August 29-Sept. 4

All-Star Futures Game Selection

2002: Myrtle Beach (High-A Braves)

Gulf Coast League Pitcher of the Week

2000: Gulf Coast Braves (R) - July 17-23

CAREER MILESTONES**Major League Debut**September 11, 2005 vs. New York Mets
(only career appearance at Busch Stadium II)**First Major League Strikeout**April 3, 2006 at Philadelphia
(8th inning, David Dellucci, looking)**First Major League Win**

May 9, 2006 vs. Colorado

First Major League Save

May 19, 2006 at Kansas City

First Major League Start

April 6, 2007 at Houston

1,000th Major League StrikeoutJune 13, 2013 at New York Mets
(1st inning, David Wright, looking)**100th Major League Win**

March 31, 2014 at Cincinnati

1,500th Major League StrikeoutApril 16, 2017 at New York Yankees
(1st inning, Jacoby Ellsbury, swinging)**150th Major League Win**

April 24, 2019 vs. Milwaukee

2,000th Major League Inning Pitched

June 9, 2019 at Chicago Cubs

Hitting**First Major League Hit / Home Run**May 24, 2006 at San Francisco
(Noah Lowry, 5th inning, solo)**Busch Stadium III**

- Is the all-time Busch Stadium III leader in career wins (90), strikeouts (977), appearances (198), starts (167), and innings pitched (1,146.1). Also ranks 5th in ERA (2.84) and 4th in win pct. (.647) (*minimum. 200 innings pitched*).
- His career .647 win pct. (90-49) at home ranks 6th among active National League pitchers, while his 90 home wins rank 2nd to only Clayton Kershaw (.718, 94-37 at Dodger Stadium).
- Needs 23 more strikeouts to reach 1,000 for his career at Busch Stadium III. Would become the 24th pitcher in MLB history to strike out 1,000 batters at a home stadium.
- Became the first pitcher to throw 1,000 career innings at Busch Stadium III on Sept. 16, 2018, and the 5th Cardinal to throw 1,000 innings at home stadiums, joining Bill Sherdel (1,087.1 at Sportsman's Park), Jesse Haines (1,554.0 at Sportsman's Park), Bob Gibson (1,182.0 at Busch Stadium II) and Bob Forsch (1,402.1 at Busch Stadium II).

Career

- Among active Major League pitchers, ranks 8th in ERA (3.38), 8th in winning pct. (.630), 6th in wins (167), 7th in innings pitched (2169.1), 10th in strikeouts (1,830), 3rd in complete games (24), 2nd in shutouts (10), and T-10th in WHIP (1.22).
- Since 2010, ranks 2nd in shutouts (10) and complete games (21), and 9th in wins (121) despite missing the entire 2011 season to injury and most of 2015 and 2018.
- His 77 career road wins rank 3rd all-time in franchise history and trail only Clayton Kershaw (81) among active National League pitchers.
- He's the first Cardinal since Steve Carlton to have three seasons with 10 or more road wins (Bob Gibson-7). Since 2000, only C.C. Sabathia (5), Justin Verlander (3), Bartolo Colon (3), Roy Halladay (3) Jon Lester (3), and David Price (3) have had three or more seasons of 10+ road wins.
- Posted a sub-3.00 ERA in 2009 (2.63), 2010 (2.42), 2013 (2.94) and 2014 (2.38).
- Has two 20-win seasons (2010 & 2014) and two 19-win seasons (2009 & 2013).
- Has recorded 10 double-digit win seasons in his career, tying Bob Forsch for 3rd all-time among Cardinals, and becoming the lone active National League pitcher to do so.
- Recorded three 200+ strikeout seasons (2009, 2010, 2013).
- His career monthly win percentages for July (.793, 27-7) and September (.694, 34-15) are both tops in Cardinals history, while his July win pct. is the 2nd-highest all-time in MLB history behind Clayton Kershaw's 33-7, .825 mark (*minimum 33 decisions, since 1901*).
- Is one of five Cardinals to win 30 or more career September games, joining Bob Gibson (44), Bill Sherdel (35), Jesse Haines (33) and Bob Forsch (32).
- Has made six starts after turning age 39, T-10th-most in Cardinals history and one fewer than Hall of Famer John Smoltz (7 in 2009).



Defensive Accolades

- Winner of the 2009 and 2013 Rawlings Gold Glove awards as voted on by National League managers & coaches.
- Has committed one error or fewer in 10 of 11 full seasons (most was 2 in 2007) while recording seasons of perfect fielding percentages in 2009 (56 total chances), 2013 (NL-leading 61 TC), 2016 (41 TC), 2017 (37 TC), 2019 (32 TC), and 2020 (10 TC).
- Among MLB pitchers with 400 career total chances, his .983 fielding percentage ranks 12th-highest all-time in MLB history.

Awards

- Winner of the prestigious 2020 Roberto Clemente Humanitarian Award, annually given by Major League Baseball to the player “who best represents the game of baseball through positive contributions on and off the field, including sportsmanship and community involvement. Joined Yadier Molina (2018), Carlos Beltran (2013), Albert Pujols (2008), Ozzie Smith (1995) and Lou Brock (1975) as former Cardinals winners.
- In 2014, finished 3rd in the National League Cy Young vote after placing 2nd to Clayton Kershaw in 2013. Also finished 2nd in 2010 behind Roy Halladay.
- Finished 3rd in the 2009 National League Cy Young vote, despite receiving the most first-place votes of any player. His finish was just four points shy of teammate Chris Carpenter for 2nd place and 10 behind Cy Young winner Tim Lincecum (SF Giants) for the second-tightest vote in the history of the award.
- In his first All-Star Game appearance in 2010 in Anaheim, pitched a perfect 7th inning and fanned two in the N.L. win.
- Named to the 2013 N.L. All-Star team by his peers, but did not pitch.
- Selected as the starting pitcher for the National League in the 2014 All-Star Game in Minnesota. It was his third time selected to the All-Star Game, second appearance in the game (2010) and first as the starting pitcher. He was the first Cardinals pitcher to start the All-Star Game since Chris Carpenter in 2005.
- Two-time Comeback Player of the Year (2012 & 2015) and Baseball Man of the Year (2013 & 2014) by St. Louis chapter of BBWAA.
- 2015 recipient of the prestigious Hutch Award, presented annually to the active player who perseveres through adversity.
- 2008 Darryl Kile Award recipient, voted on by teammates.

Batting

- 2017 Louisville Silver Slugger award winning after leading NL pitchers with a .262 average with 11 hits, 11 RBI (T1st) and two home runs.
- Offensively among active Major League pitchers, ranks 1st in career hits (136), RBI (71), doubles (37), total bases (207), runs (54), and extra-base hits (49), 2nd in homers (10), 3rd in batting avg (.199), 4th in OPS (.527) and slugging (.303), T4th in triples (2), 5th in sacrifice hits (60) and walks (24), and 7th in OBP (.225) (*minimum 200 at-bats*).

MOST SEASONS PLAYED WITH ONLY ONE MLB FRANCHISE - ACTIVE

Seasons	Franchise	Tenure
18	Yadier Molina	Cardinals 2004-21
16	Adam Wainwright	Cardinals 2005-10, '12-20
16	Ryan Zimmerman	Nationals 2005-19, '21
15	Joey Votto	Reds 2007-21
14	Brett Gardner	Yankees 2008-21
14	Clayton Kershaw	Dodgers 2008-21
13	Buster Posey	Giants 2009-21
12	Stephen Strasburg	Nationals 2010-21
12	Kenley Jansen	Dodgers 2010-21
12	Freddie Freeman	Braves 2010-21

MOST SEASONS PLAYED WITH THE CARDINALS (1892-2021)

Seasons	Position	Tenure
22	Stan Musial	OF, 1B 1941-44, '46-63
18	Yadier Molina	C 2004-21
18	Jesse Haines	RHP 1920-37
17	Bob Gibson	RHP 1959-75
16	Lou Brock	OF 1964-79
16	Adam Wainwright	RHP 2005-10, '12-21
15	Red Schoendienst	2B 1945-56, '61-63
15	Bob Forsch	RHP 1974-88
15	Ozzie Smith	SS 1982-96

MOST SEASONS PLAYED EXCLUSIVELY WITH THE CARDINALS (1892-2021)

Seasons	Position	Tenure
22	Stan Musial	OF, 1B 1941-44, '46-63
18	Yadier Molina	C 2004-21
17	Bob Gibson	RHP 1959-75
16	Adam Wainwright	RHP 2005-10, '12-21
13	Pepper Martin	OF/3B 1928, '30-40, '44
12	Tom Pagnozzi	C 1987-98
11	Matt Carpenter	INF/OF 2011-21
11	Terry Moore	OF 1935-42, '46-48

OLDEST MLB PLAYERS TO APPEAR IN 2020

MLB Player	Team	DOB
1. Albert Pujols	Angels	1/16/80
2. Rich Hill	Dodgers	3/11/80
3. Erik Kratz	Yankees	6/15/80
4. Nelson Cruz	Twins	7/1/80
5. Oliver Perez	Cleveland	8/15/81
6. Adam Wainwright	Cardinals	8/30/81
7. Yadier Molina	Cardinals	7/13/82
Shin-Soo Choo	Rangers	7/13/82



- Ranks among all-time Cardinals pitchers offensively in hits (7th), RBI (3rd), doubles (6th), total bases (5th), runs (7th), extra-base hits (3rd), homers (3rd), and sacrifice hits (T3rd).
- Is the only active Major League pitcher with multiple 10-plus RBI seasons (2016-17).
- Collected 29 RBI over a two-season span (2016-17), including 27 in games in which he pitched. That RBI total marked the most by a pitcher over two straight seasons since Steve Carlton had 28 for the Phillies from 1977-78, and the most by a Cardinal since Bob Gibson had 29 from 1970-71 (*Elias*).
- Has driven in at least two runs in 15 career starts (St. Louis is 15-0), most among active pitchers (Madison Bumgarner is second with 13). Eight of those starts have come since the beginning of the 2016 season. The last pitcher with at least eight starts of this type over a two-season span was Bob Gibson in 1970-71 (St. Louis 8-0) (*Elias*).

St. Louis Cardinals Postseason Career

- Has taken part in two World Series (2006, 2013), winning a championship in 2006.
- Has appeared in eight postseasons (2006, 2009, 2012-15, 2019-20), most by any Cardinals pitcher and 2nd-most in franchise history behind Yadier Molina (11).
- Wainwright (4 wins, 4 saves, 15 starts) and John Smoltz (15 wins, 4 saves, 27 starts) are the only pitchers in MLB postseason history to have 4 or more wins and 4 or more saves while also making 10 or more starts.
- Is the only Cardinal to strike out 100 career batters in the postseason. His 118 strikeouts rank 14th all-time in MLB postseason history and 5th among active pitchers.
- Is the Cardinals all-time leader in postseason games pitched (28), strikeouts (118), innings pitched (109.0), and fewest walks/9 IP (1.65), while ranking 2nd in starts (15) and T5th in saves (4) and wins (4).
- Has made 14 postseason starts with Yadier Molina behind the plate, 6th-most all-time in MLB postseason history tying Giants' Madison Bumgarner & Buster Posey, Yankees' Orlando Hernandez & Jorge Posada, and Cleveland's Charles Nagy & Sandy Alomar Jr.
- At age 39.032, Wainwright became the oldest pitcher in MLB postseason history to start a Wild Card game in 2020 and the 6th-oldest pitcher to make a postseason start in Cardinals history.
- During the 2013 postseason, his team-leading 34 strikeouts were one fewer than Bob Gibson's franchise single-postseason record (35) from 1968, tied Detroit's Max Scherzer for most among pitchers during the postseason, and T9th-most in MLB single-postseason history at the time.
- Went 2-0 in the 2013 Division Series vs. Pittsburgh. Pitched a complete game in the Game 5 win, allowing one run on 8 hits in the decisive 6-1 win at Busch Stadium.
- In 2006, earned saves in both the World Series and National League Championship Series clinching wins, and was on the mound for final out in all three postseason series.
- Sent the Cardinals to their 17th World Series after striking out Carlos Beltran (called) to end Game 7 at Shea Stadium.
- Fanned Tigers Brandon Inge (swinging) in World Series Game 5 to clinch the Cardinals 10th World Championship - the first time since 1988 that the WS ended with a strikeout.

MOST SEASONS PLAYED WITH ONLY ONE FRANCHISE - MLB HISTORY (1876-2020)

Seasons	Team	Tenure
23	Brooks Robinson	Orioles 1955-77
23	Carl Yastrzemski	Red Sox 1961-83
22	Stan Musial	Cardinals 1941-44, '46-63
22	Al Kaline	Tigers 1953-74
22	Mel Ott	Giants 1926-47
22	Cap Anson	Cubs 1876-97
21	George Brett	Royals 1973-93
21	Walter Johnson	Senators 1907-27
21	Ted Lyons	White Sox 1923-42, '46
21	Cal Ripken Jr.	Orioles 1981-2001
21	Willie Stargell	Pirates 1962-82
20	Luke Appling	White Sox 1930-43, '45-50
20	Craig Biggio	Astros 1988-2007
20	Red Faber	White Sox 1914-33
20	Tony Gwynn	Padres 1982-2001
20	Mel Harder	Indians 1928-47
20	Derek Jeter	Yankees 1995-2014
20	Alan Trammell	Tigers 1977-96
20	Robin Yount	Brewers 1974-93
19	Ernie Banks	Cubs 1953-71
19	Dave Concepción	Reds 1970-88
19	Charlie Gehringer	Tigers 1924-42
19	Chipper Jones	Braves 1993, '95-2012
19	Barry Larkin	Reds 1986-2004
19	Jim Palmer	Orioles 1965-67, '69-84
19	Mariano Rivera	Yankees 1995-2013
19	Lou Whitaker	Tigers 1977-95
19	Ted Williams	Red Sox 1939-42, '46-60
18	Yadier Molina	Cardinals 2004-21
18	Ossie Bluege	Senators 1922-39
18	Roberto Clemente	Pirates 1955-72
18	Bob Feller	Indians 1936-41, '45-56
18	Ed Kravopol	Mets 1962-79
18	Mickey Mantle	Yankees 1951-68
18	Edgar Martínez	Mariners 1987-2004
18	Bill Russell	Dodgers 1969-86
18	Mike Schmidt	Phillies 1972-89
18	Frank White	Royals 1973-90
17	Bob Gibson	Cardinals 1959-75
17	Johnny Bench	Reds 1967-83
17	Frankie Crosetti	Yankees 1932-48
17	Bill Dickey	Yankees 1928-43, '46
17	Jim Gantner	Brewers 1976-92
17	Lou Gehrig	Yankees 1923-39
17	Todd Helton	Rockies 1997-2013
17	Bill Mazeroski	Pirates 1956-72
17	Jorge Posada	Yankees 1995-2011
17	Pie Traynor	Pirates 1920-35, '37
16	Adam Wainwright	Cardinals 2005-10, '12-21
16	Ryan Zimmerman	Nationals 2005-19, '21
16	Tommy Bridges	Tigers 1930-43, '45-46
16	Whitey Ford	Yankees 1950, '53-67
16	Stan Hack	Cubs 1932-47
16	Carl Hubbell	Giants 1928-43
16	Vern Law	Pirates 1950-51, '54-67
16	Clyde Milan	Senators 1907-22
16	Pee Wee Reese	Dodgers 1940-42, '46-58
16	Jim Rice	Red Sox 1974-89
16	Bernie Williams	Yankees 1991-2006

WAINWRIGHT, ADAM



MAJOR LEAGUE BATTERY MATES

Top Pitching & Catching Tandems in MLB History (since 1908)

Tandem & Team(s)	Starts
1. Mickey Lolich & Bill Freehan Detroit Tigers (1963-75)	324
2. Warren Spahn & Del Crandall Boston/Milwaukee Braves (1949-63)	316
3. Red Faber & Ray Schalk Chicago White Sox (1914-26)	306
4. Don Drysdale & John Roseboro Brooklyn/Los Angeles Dodgers (1957-67)	283
5. Red Ruffing & Bill Dickey New York Yankees (1930-46)	282
6. Adam Wainwright & Yadier Molina St. Louis Cardinals (2005-present)	274
7. Steve Rogers & Gary Carter Montreal Expos (1975-84)	270

MOST SEASONS AS TEAMMATES

St. Louis Cardinals	Seasons
Yadier Molina & Adam Wainwright 2005-21	17

Stan Musial & Red Schoendienst
1946-56, 1961-63

Most recent Major League team with 17 or more seasons:

New York Yankees	Seasons
Mariano Rivera & Derek Jeter 1995-2013	19

Most recent National League team(s) with 17 seasons:

Cincinnati Reds & Philadelphia Phillies	Seasons
Pete Rose & Tony Perez	17
Reds: 1964-76, '84-86	16
Phillies: 1983	1

Pittsburgh Pirates (one team)	Seasons
Bill Mazeroski & Roberto Clemente 1956-72	17

MOST STARTS ALL-TIME BY A CARDINAL AFTER TURNING AGE 39

Cardinals Pitcher	Starts	Season(s)
1. Pete Alexander	96	1926-29
2. Jesse Haines	43	1932-37
3. Murry Dickson	40	1956-57
4. Jim Kaat	17	1980-83
5. Dazzy Vance	15	1933-34
6. Bob Gibson	14	1975
7. Chuck Finley	14	2002
8. Sal Maglie	10	1958
9. John Smoltz	7	2009
10. Adam Wainwright	6	2020
Jeff Fassero	6	2002-03

2020

NL Ranks: Wins (5, T-8th), ERA (3.15, 10th), complete games (2, T-1st), Opponent BA (.221, 9th), WHIP (1.05, 7th), win % (.625, T-12th), Hits/9 IP (7.40, 9th), Baserunners/9 IP (9.73, 8th), Pct. pitches in play (20.5, 4th), Pct. swings in play (44.6, 4th), Pct. 1st pitch strikes (67.6, 1st).

- Conditioned with Kwang Hyun Kim at his home in St. Louis during the 2020 COVID-19 pandemic
- Started 4-0 for the first time in his career (3-0 in 2010). The Cardinals were 6-4 in his starts.
- Threw 6.0 or more innings in eight of 10 starts and 7.0 or more innings in four.
- At a combined 28,173 days, teamed up with Yadier Molina to become the oldest battery in Cardinals history with a complete game and the oldest since Kansas City's Larry McWilliams and Bob Boone of (9/29/1989) at 28,303 days. Molina was playing in his 2,000th career game, as the battery made their 269th career start together.
- Surpassed Bob Forsch for 3rd place all-time in St. Louis Cardinals history with his 164th career win, coming vs. Cincinnati on 8/20.
- Celebrated his 39th birthday by hurling his 23rd career complete game and 200th quality start in a 7-2 win over Cleveland (8/30), allowing four hits for a pair of runs with nine strikeouts in 9.0 innings in his first complete game since 2016, which also coincided with Yadier Molina appearing in his 2,000th career game.
- At age 39, became the oldest Cardinal to earn a win in a complete game since Chuck Finley (39.274) in 2002 and the oldest to throw a complete game win with nine or more strikeouts since Dazzy Vance (42.183) at Chicago in 1933.
- Three starts later, Wainwright tossed his 24th career complete game in a 4-2 win at Milwaukee (9/16/20 - Game 1), becoming the fourth pitcher age 39 or older to throw two complete games in a single season since 2010 (R.A. Dickey, Bartolo Colon, Jamie Moyer) and the first Cardinal to do so since Jim Kaat (six in 1980).
- Winner of the prestigious 2020 Roberto Clemente Award, annually given by Major League Baseball to the player "who best represents the game of baseball through positive contributions on and off the field, including sportsmanship and community involvement.
- Joined Yadier Molina (2018), Carlos Beltran (2013), Albert Pujols (2008), Ozzie Smith (1995) and Lou Brock (1975) as former Cardinals winners.

2020 POSTSEASON: Made his 27th career postseason appearance (15th start) in Game 2 of the Wild Card Series at San Diego, allowing two runs over 3.1 innings in St. Louis' 11-9 loss...Game 2 marked his 14th postseason start with Yadier Molina behind the plate, tying Giants' Madison Bumgarner & Buster Posey, Yankees' Orlando Hernandez & Jorge Posada, and Cleveland's Charles Nagy & Sandy Alomar Jr. for 6th-most in MLB postseason history...marked his first career Wild Card appearance...at age 39.032, became the oldest pitcher in MLB postseason history to start a Wild Card game and the 6th-oldest pitcher to make a postseason start in Cardinals history.

**BACKGROUND/PERSONAL**

- He and his wife, Jenny, reside in St. Simons Island, Ga., with their four daughters, Baylie Grace (9/10/06), Morgan Addison (10/22/08), Macy James (11/11/11) and Sadee Faith (12/28/15) and son, Caleb Adam (2/8/19), who was legally adopted on 4/25/19.
- Graduated in 2000 from Glynn Academy in Brunswick, Ga.
- Named the 2000 Gatorade Player of the Year in Georgia, when he was also an All-State selection in football.
- As a football player, was named All-State as a place kicker and All-Region as a wide receiver in 1999.
- Signed a college letter of intent to play baseball at Georgia Tech University.
- Originally selected by Atlanta in the first round (29th overall) in the June, 2000 First-Year Player Draft.
- Voted by his teammates as recipient of the 2008 Darryl Kile award.
- Signed the largest contract for a pitcher in franchise history on March 28, 2013, when he inked a five-year deal that carried him through the 2018 season.
- Appeared in the 2016 film "Proximity," which he filmed in the St. Louis area in 2015 while recovering from injury.
- Made his national TV broadcasting debut during the 2020 NLDS between the Miami Marlins and Atlanta Braves on Fox Sports 1 with Adam Amin and A.J. Pierzynski.
- Signed one-year free agent deals for the 2019, 2020, and 2021 seasons.
- Hobbies include gardening, golf, and fishing.

Philanthropic Efforts

- 2020 Roberto Clemente Humanitarian Award winner and four-time Cardinals nominee (2015-17, 2019), recognizing a player from each MLB club who best represents the game of Baseball through extraordinary character, community involvement, philanthropy and positive contributions, both on and off the field.
- Through his charity, Big League Impact, Adam currently works with over two dozen players to bring their charitable aspirations to life.
- At the end of 2020, approximately \$5.8 million was raised by 150 players to benefit 60 charities.
- He and his older brother Trey formed Waino's World, Inc. in 2013, a non-profit fantasy football charity league in which more than \$110,000 was raised for St. Louis area food bank Operation Food Search and international clean water engineering organization Water Mission.
- In 2014, the charity was renamed Big League Impact, which is a 501 (c)(3) nonprofit organization whose mission is to save lives, restore dignity and instill hope in our local communities and around the globe.
- In 2014, six Fantasy Football leagues were launched by Wainwright, David Wright, Max Scherzer, Freddie Freeman, Justin Masterson and Skip Schumaker, collectively raising more than \$450,000 to benefit 20 non-profit organizations.
- Expanded to eight cities in 2015, raising over \$500,000 and passed the \$1,000,000 mark in total funds raised.

ALL-TIME CARDINALS WITH 1,000 CAREER IP AT HOME STADIUMS

Cardinal	Stadium	Innings
Jesse Haines	Sportsman's Park	1,554.0
Bill Sherdel	Sportsman's Park	1,087.1
Bob Gibson	Busch Stadium II	1,182.0
Bob Forsch	Busch Stadium II	1,402.1
Adam Wainwright	Busch Stadium III	1,146.1

ACTIVE MLB PITCHERS WITH 1,000 CAREER IP AT HOME STADIUMS

Pitcher	MLB Stadium	Innings
Félix Hernández	T-Mobile Park	1,422.2
Justin Verlander	Comerica Park	1,249.2
Clayton Kershaw	Dodger Stadium	1,228.2
Adam Wainwright	Busch Stadium III	1,146.2

PITCHERS IN MLB HISTORY WITH 1,000 CAREER STRIKEOUTS AT A HOME STADIUM

Pitcher	Stadium	Strikeouts
Steve Carlton	Veterans Stadium	1,615
Mickey Lolich	Tiger Stadium	1,536
Walter Johnson	Griffith Stadium	1,516
Don Sutton	Dodger Stadium	1,485
Phil Niekro	Atlanta-Fulton Cty Std	1,442
Nolan Ryan	Angel Stadium	1,397
Clayton Kershaw	Dodger Stadium	1,371
Felix Hernandez	T-Mobile Park	1,348
Tom Seaver	Shea Stadium	1,337
Roger Clemens	Fenway Park	1,332
Chuck Finley	Angel Stadium	1,233
Randy Johnson	Kingdome	1,192
Dazzy Vance	Ebbets Field	1,191
Jim Palmer	Memorial Stadium	1,191
Justin Verlander	Comerica Park	1,154
Juan Marichal	Candlestick Park	1,144
Randy Johnson	Chase Field	1,133
Sam McDowell	Cleveland Stadium	1,119
Fergie Jenkins	Wrigley Field	1,069
Whitey Ford	Yankee Stadium	1,062
Robin Roberts	Shibe/Connie Mack Std	1,047
Tim Wakefield	Fenway Park	1,020
Dwight Gooden	Shea Stadium	1,015
Adam Wainwright	Busch Stadium III	977

MOST CAREER WINS VS. NL CENTRAL

MLB Rank	W-L	Seasons
1. Greg Maddux	92-40	1994-2008
2. Roy Oswalt	78-42	2001-13
3. Adam Wainwright	74-45	2005-present
4. Carlos Zambrano	72-47	2001-12
5. Tom Glavine	61-37	1994-2008
8. Matt Morris	53-40	1997-2008
9. Chris Carpenter	51-25	2004-12



- Big League Impact and its community of professional athletes, actors, musicians, and other public figures have raised over \$3,000,000 for charitable causes and foundations through events ranging from annual Fantasy Football Leagues to karaoke sing-offs, March Madness Brackets, Digital Fantasy Contests, Dave & Buster's game nights, and donations from local philanthropists.
- On mission trips to Ethiopia, Haiti and Honduras, Adam identified a need for water and invested to provide sustainable aid.
- Constructed Haiti's Ferrier Village Secondary School, which opened for the 2019-2020 school year. Also partnered with Water Mission to build a clean water system for the community.
- In Honduras, Big League Impact funded the construction of a clean water system servicing over 15,000 people.
- His trip to Ethiopia led to the purchase of an 11-acre plot that is now the site of a clinic and a dairy and crop farm.
- Partnered with Crisis Aid International to feed children in Africa who would have died of starvation. When he learned the organization cared for sex trafficking victims, Big League Impact provided aid to give victims a new opportunity.
- BLI and Food for the Hungry created Striking out Poverty to meet the needs of underserved communities. Global Ambassador Roberto Clemente Jr. works with BLI to provide aid across the Dominican Republic. In 2018, 11 players raised over \$218,000 to fund baseball fields, water systems, farms and food programs.
- In 2017, launched the Striking Out Poverty initiative with Food for the Hungry, the first March Madness Bracket Challenge, and a karaoke event that raised nearly \$50,000.
- In 2018, Big League Impact oversaw 25 player-led initiatives that cleared the \$3,000,000 mark of total raised, and inked an official partnership with Yahoo Fantasy Sports—becoming its official charitable partner.
- BLI also hosted its first three Dave & Buster's game nights in Minneapolis, St. Louis, and Seattle, bringing out dozens of Big Leaguers who competed with fans while playing video game, skee-ball, and pop-a-shot basketball tournaments.
- In 2019, created the ALL WIN fundraising campaign to provide healthy meals across the St. Louis region. Funds generated by teammates and fans allowed Crisis Aid to feed 200 families for a year in South St. Louis as well as help Operation Food Search create a rural meals program.
- In 2019, Adam and country musician Garth Brooks established a partnership between their foundations on the Home Plate Program, to provide meals for children across all MLB Club markets.

CARDINALS ALL-TIME PITCHING LEADERS

Rank	Wins	Tenure
1. Bob Gibson	251	1959-75
2. Jesse Haines	210	1920-37
3. Adam Wainwright	167	2005-present

Rank	Innings	Tenure
1. Bob Gibson	3,884.1	1959-75
2. Jesse Haines	3,203.2	1920-37
3. Bob Forsch	2,658.2	1974-88
4. Bill Sherdel	2,450.2	1967-83
5. Bill Doak	2,387.0	1913-1924, '29
6. Adam Wainwright	2,169.1	2005-present

Rank	Starts	Tenure
1. Bob Gibson	482	1959-75
2. Bob Forsch	401	1974-88
3. Jesse Haines	387	1920-37
4. Adam Wainwright	326	2005-present

Rank	Games	Tenure
1. Jesse Haines	554	1920-37
2. Bob Gibson	528	1959-75
3. Bill Sherdel	465	1967-83
4. Bob Forsch	455	1974-88
5. Al Brazle	441	1943-54
6. Jason Isringhausen	401	2002-08
7. Adam Wainwright	393	2005-present

Rank	ERA*	Tenure
1. Slim Sallee	2.67	1908-16
2. Harry Brecheen	2.91	1940-52
3. Bob Gibson	2.91	1959-75
4. Bill Doak	2.93	1913-1924, '29
5. Dizzy Dean	2.99	1930-37
6. Adam Wainwright	3.38	2005-present

Rank	Strikeouts	Tenure
1. Bob Gibson	3,117	1959-75
2. Adam Wainwright	1,830	2005-present
3. Dizzy Dean	1,095	1930-37

Rank	Quality Starts	Tenure
1. Bob Gibson	328	1959-75
2. Bob Forsch	229	1974-88
3. Jesse Haines	214	1920-37
4. Adam Wainwright	204	2005-present



AUSTIN WARNER

86

HEIGHT	WEIGHT	BATS/THROWS	BIRTH DATE	ML SERVICE
5-11	195	L/L	6/27/1994	0.000

FULL NAME: Austin Scott Warner

BORN: Louisville, Kentucky

OPENING DAY AGE: 26 (Turns 27 on June 27)

BECAME CARDINAL: Signed by the Cardinals as a non-drafted free agent, June 23, 2017

CONTRACT STATUS: Signed through 2021

PITCHER (NON-ROSTER)



COMPLETE RECORD

Year	Team	W-L	ERA	G	GS	CG	GF	SHO	SV	IP	H	R	ER	HR	HBP	BB	IBB	SO	WP	BK	BA
2016	River City (Ind.)	4-1	4.42	10	6	0	2	0	0	38.2	42	19	19	6	5	14	0	42	1	0	---
2017	Palm Beach	1-0	0.00	1	0	0	1	0	0	3.0	2	0	0	0	0	1	0	3	0	0	.200
	Peoria	2-4	3.00	9	9	0	0	0	0	48.0	43	21	16	4	1	14	0	51	0	0	.236
	GCL Cardinals	1-0	0.77	3	2	0	0	0	0	11.2	9	2	1	0	0	0	0	19	1	1	.209
	River City (Ind.)	2-0	3.74	6	6	0	0	0	0	33.2	34	15	14	2	2	12	0	32	0	0	---
2018	Memphis	1-2	4.33	7	7	0	0	0	0	35.1	56	20	17	7	2	11	0	23	2	0	.371
	Springfield	2-3	5.34	6	6	0	0	0	0	32.0	28	19	19	3	3	19	0	25	1	0	.231
	Palm Beach	3-3	3.41	12	12	1	0	+1	0	74.0	78	30	28	1	1	13	2	77	1	0	.274
2019	Memphis	4-2	5.70	11	11	0	0	0	0	60.0	71	40	38	15	3	30	1	55	3	0	.296
	Springfield	4-6	3.83	15	14	0	0	0	0	82.1	83	41	35	10	4	25	1	88	2	0	.261
2020	DID NOT PITCH -- ALTERNATE TRAINING SITE ONLY																				
MINOR TOTALS		18-20	4.00	64	61	1	1	1	0	346.1	370	173	154	40	14	113	4	341	10	1	.274
INDEPENDENT TOTALS		6-1	4.11	16	12	0	2	0	0	72.1	76	34	33	8	7	26	0	74	1	0	---

+ Tied for League Lead

CAREER NOTES

- Undrafted free agent out of Bellarmine University (KY) played two seasons in the Independent Leagues before he was signed as a non-drafted free agent by the Cardinals in 2017.
- Pitched for Panama during the 2021 Caribbean Series. Made two relief appearances and was 1-0 with a 2.25 ERA and two strikeouts over 4.0 innings pitched.
- 2019 Texas League All-Star
- 2018 Florida State League All-Star
- Named Pitcher of the Week in the Texas League (6/16/19) and Florida League (5/27/18).
- Participated in the Spring Training Early Program (S.T.E.P.) prior to the 2019 season.

AWARDS & HONORS

Texas League Mid-Season All-Star
2019: Springfield (AA)

Texas League Pitcher of the Week
2019: Springfield (AA) - June 10-16

Florida State League Mid-Season All-Star
2018: Palm Beach (High-A)

Florida State League Pitcher of the Week
2018: Palm Beach (High-A) - May 21-27



CAREER NOTES CONTINUED...

- Has made 64 career appearances in the minor leagues with 61 starts. Pitched in relief his first two appearances and not again until 4/29/19 while with Springfield (AA).
- Struck out a career-high 11 batters over 7.2 innings at Clinton (8/7/17) while with Peoria (A), his most strikeouts in a game since pitching in high school.
- Pitched a 9.0-inning three-hit shutout with a walk and 10 strikeouts at Lakeland (5/21/18). One of 11 pitchers to throw a shutout in the Florida State League in 2018.
- Came on to the scene from Independent ball posting a 4-4 record with a 2.44 ERA (4th among Cardinals minor leaguers) in his first professional season between the Gulf Coast League (R), Peoria (A) and Palm Beach (A).
- Made two postseason appearances in the minor leagues, first taking a loss while pitching 6.0 innings for Peoria in the 2017 Midwest League playoffs at Quad Cities (9/7/17) and a scoreless relief appearance for Memphis at Fresno (9/12/18) in the Pacific Coast League playoffs.
- Was 6-1 with a 4.11 ERA while pitching 72.1 innings with 74 strikeouts for Independent League franchise, River City (Mo.), before the Cardinals signed him.

2020

- Spent the season at the Alternate Training Site in Springfield, Mo. Did not report to St. Louis or travel with the Major League club as part of the Taxi Squad.
- Pitched for Panama during the 2021 Caribbean Series. Made two relief appearances and was 1-0 with a 2.25 ERA and two strikeouts over 4.0 innings pitched. Earned his win over Venezuela in the opening game.

BACKGROUND/PERSONAL

- Pitched four seasons at Bellarmine University in his hometown in Louisville, Ky., posting a 15-12 record with a 3.37 ERA over 54 career appearances with six complete games and three shutouts.
- Led Bellarmine in strikeouts his junior and senior seasons.
- Pitched for Mankato in the Northwoods League during the 2015 summer with a 1-6 record and 3.93 ERA over 17 appearances with nine starts.
- Played high school baseball at Trinity High School where he once struck out 19 batters in a game vs. Seneca High School. Was named a first-team All-Catholic League by LouisvilleCatholicSports.com.
- Resides in Louisville, Kentucky.





TYLER WEBB

30

HEIGHT	WEIGHT	BATS/THROWS	BIRTH DATE	ML SERVICE
6-5	240	L/L	7/20/1990	2.076

FULL NAME: Jon Tyler Webb

BORN: Nassawadox, Virginia

OPENING DAY AGE: 30 (Turns 31 on July 20)

BECAME CARDINAL: Claimed off waivers from the San Diego Padres, June 29, 2018

CONTRACT STATUS: Signed through 2021

MLB DEBUT: June 24, 2017 vs. Texas

PITCHER



COMPLETE RECORD

Year	Team	W-L	ERA	G	GS	CG	GF	SHO	SV	IP	H	R	ER	HR	HBP	BB	IBB	SO	WP	BK	BA
2013	Charleston	3-1	3.86	16	0	0	6	0	2	30.1	24	14	13	4	1	6	0	40	0	0	.216
	Staten Island	0-0	0.00	4	0	0	3	0	1	5.0	0	0	0	0	0	2	0	8	0	0	.000
2014	Scranton/W-B	2-0	4.05	17	0	0	4	0	1	20.0	17	10	9	3	0	7	0	26	2	0	.221
	Trenton	1-6	4.04	23	0	0	9	0	7	35.2	35	16	16	2	3	14	2	51	4	0	.255
	Tampa	0-0	2.77	8	0	0	7	0	4	13.0	7	4	4	0	1	1	0	17	1	0	.152
2015	Scranton/W-B	2-3	2.84	25	0	0	7	0	2	38.0	40	18	12	4	0	11	0	41	1	0	.261
2016	Scranton/W-B	4-3	3.59	36	5	0	9	0	1	72.2	67	31	29	5	0	23	0	82	3	1	.245
2017	New York (AL)	0-0	4.50	7	0	0	2	0	0	6.0	3	3	3	1	0	4	0	5	0	0	.158
	Milwaukee	0-0	9.00	2	0	0	1	0	0	2.0	6	2	2	1	0	1	1	3	0	0	.500
	Scranton/W-B	3-1	3.24	21	0	0	6	0	1	33.1	33	12	12	3	2	3	0	47	1	0	.250
	Colorado Springs	1-2	6.48	17	0	0	5	0	0	16.2	21	12	12	4	0	7	0	17	1	0	.318
2018	San Diego	0-1	12.60	4	0	0	1	0	0	5.0	6	7	7	2	0	3	0	4	0	0	.286
	ST. LOUIS	0-0	1.76	18	0	0	4	0	0	15.1	16	8	3	1	1	6	2	11	0	0	.276
	El Paso	1-1	2.05	19	0	0	5	0	0	22.0	20	6	5	1	0	8	1	28	1	0	.244
	Memphis	0-0	2.29	11	1	0	1	0	0	19.2	9	5	5	1	0	4	0	21	0	0	.143
	ST. LOUIS	2-1	3.76	65	0	0	11	0	1	55.0	33	23	23	7	2	23	3	48	2	0	.172
2019	Memphis	0-1	2.70	5	0	0	1	0	0	6.2	7	3	2	0	1	2	0	5	1	0	.280
2020	ST. LOUIS	1-1	2.08	21	0	0	5	0	1	21.2	17	5	5	2	0	7	0	19	1	0	.218
MINOR TOTALS		17-18	3.42	202	6	0	63	0	19	313.0	280	131	119	27	8	88	3	383	15	1	.237
MAJOR TOTALS		3-3	3.69	117	0	0	24	0	2	105.0	81	48	43	14	3	44	6	90	3	0	.213

Note: Major League Uniform Numbers Worn: 36 (2017), 50 (2017), 39 (2017), 40 (2018), 30 (2018-present).

WILD CARD RECORD

Year	Team	W-L	ERA	G	GS	CG	GF	SHO	SV	IP	H	R	ER	HR	HBP	BB	IBB	SO	WP	BK	BA
2020	STL at SD	0-0	13.50	1	0	0	0	0	0	0.2	1	1	1	0	0	0	0	0	0	0	.333

DIVISION SERIES RECORD

Year	Team	W-L	ERA	G	GS	CG	GF	SHO	SV	IP	H	R	ER	HR	HBP	BB	IBB	SO	WP	BK	BA
2019	STL vs. ATL	0-0	4.50	3	0	0	1	0	0	2.0	2	2	1	0	1	1	1	4	0	0	.250

LEAGUE CHAMPIONSHIP SERIES RECORD

Year	Team	W-L	ERA	G	GS	CG	GF	SHO	SV	IP	H	R	ER	HR	HBP	BB	IBB	SO	WP	BK	BA
2019	STL vs. WSH	0-0	6.75	2	0	0	0	0	0	1.1	2	1	1	0	0	0	0	1	0	0	.333



REGULAR SEASON FIELDING RECORD

Position	PCT	G	PO	A	E	TC	DP
Pitcher	.958	117	12	11	1	24	2

REGULAR SEASON BATTING RECORD

Year Team	AVG	G	AB	R	H	2B	3B	HR	RBI	SH	SF	HBP	BB	IBB	SO	SB	CS	GDP	SLG	OBP	E
2020 ST. LOUIS	.000	21	0	0	0	0	0	0	0	0	0	0	0	0	0	0	0	0	.000	.000	0
MAJOR TOTALS	.000	117	1	0	0	0	0	0	0	0	0	0	0	0	1	0	0	0	.000	.000	0

CAREER TRANSACTIONS

- Selected by the Cincinnati Reds in the 48th round (1,465th overall) of the June 2011 First-Year Draft, but did not sign.
- Selected by the New York Yankees in the 10th round (314th overall) of the June 2013 First-Year Player Draft.
- Selected by the Pittsburgh Pirates from the New York Yankees in the Major League portion of the Rule 5 Draft, December 8, 2016.
- Returned to the New York Yankees, April 1, 2017.
- Acquired by the Milwaukee Brewers from the New York Yankees in exchange for 1B Garrett Cooper, July 13, 2017.
- Claimed off waivers by the San Diego Padres, April 14, 2018.
- Claimed off waivers by the St. Louis Cardinals, June 29, 2018.

2020 SEASON HIGHS

Most IP: 1.2, 9/17 at Pittsburgh
Most Strikeouts: 3, 9/26 vs. Milwaukee
Most Walks: 2, 8/17 [2] at Chicago Cubs
Most Runs Allowed: 3, 8/17 [2] at Chicago Cubs
Most ER Allowed: 3, 8/17 [2] at Chicago Cubs
Most Hits Allowed: 3, twice. Last: 9/17 at Pittsburgh
Most HRs Allowed: 1, twice. Last: 8/21 vs. Cincinnati
Longest Winning Streak: 1 game, 8/19-present
Longest Losing Streak: 1 game, 8/17 [2]
Longest Scoreless Streak: 9.0 IP, 8/25-9/14

CAREER HIGHS

Most IP: 3.0, 4/18/18 vs. Los Angeles Dodgers
Most Strikeouts: 5, 5/17/19 at Texas
Most Walks: 3, three times. Last: 5/29/19 at Philadelphia
Most Runs Allowed: 4, twice. Last: 9/4/19 vs. San Francisco
Most ER Allowed: 4, twice. Last: 9/4/19 vs. San Francisco
Most Hits Allowed: 4, 7/6/19 at San Francisco
Most HRs Allowed: 2, 5/27/18 at Los Angeles Dodgers
Longest Winning Streak: 2 games, 8/20/19-9/22/19
Longest Losing Streak: 2 games, 4/17/18-5/26/19
Longest Scoreless Streak: 10.0 IP, 7/29-9/2/18

CAREER NOTES

- Claimed off waivers by the Cardinals in June 2018 and has made 104 relief appearances over the past three seasons as a member of the team. Has been on the Cardinals Major League roster in St. Louis since July 21, 2019.
- Led St. Louis with 21 appearances in 2020.
- Originally drafted by the New York Yankees, who he made his Major League debut with. Also has made Major League appearances with the Milwaukee Brewers and San Diego Padres.
- Has been outstanding in day games holding his opposition to one hit (2-47, .043) each of the last two seasons (2019-20). Ranks as the 2nd-lowest day game opponent BA (.138; 13-94) in MLB history (since 1901) of pitchers with 30 or more day game appearances.
- Ranked 3rd among 2019 National League relievers with a .172 opponent BA and hits/9 IP (5.40).
- Did not allow a run in his first eight appearances with St. Louis (7/29-9/2/18) covering 10.0 innings.
- The first Major League Baseball game he attended in his life was at his Major League debut at Yankee Stadium on June 24, 2017.

- Was selected by the Pittsburgh Pirates in the 2016 Rule 5 Draft at the December Winter Meeting and subsequently returned to the Yankees on 4/1/17.
- Made three relief appearances in the 2017 International League playoffs striking out seven batters in 4.0 innings allowing two runs. Was a teammate of current Cardinals catcher Tyler Heineman on the Colorado Springs squad.
- Made three relief appearances in the 2016 International League playoffs striking out seven batters in 4.0 innings allowing two runs as Scarnton/Wilkes-Barre (AAA) won the championship.
- Pitched for Surprise in the 2015 Arizona Fall League making nine appearances posting a 2-0 record with a 5.84 ERA over 12.1 innings with 12 strikeouts.
- Advanced three levels to Triple-A Scranton/Wilkes-Barre in his first full professional season in 2014.
- 2014 Eastern League All-Star.
- Played college baseball at South Carolina University (2010-13), appearing on the 2010 and 2011 National Championship squads that closed out Rosenblatt Stadium and opened the new TD Ameritrade Park.



2020

- Led the Cardinals with 21 appearances.
- Held left-handed batters to a .100 opponent BA (3-30), on just three singles; ranked 7th among National League pitchers. Was one of three pitchers in that Top 10 without allowing an extra base hit with teammate Genesis Cabrera and Pedro Baez (LAD).
- Continued his dominance in day games allowing just one hit in 19 at-bats (.053 Opp BA); ranked T-2nd among MLB pitchers (min. 20 TBF) behind Chad Green (NYY, .000, 0-24) and tied with Drew Pomeranz (SD).
- Struck out the side vs. MIL (9/26) for his most strikeouts (3) in an appearance this season.
- Earned his first save of the season at MIL (9/14[2]) inducing a double play to lock down a 3-2 Cardinals win in extra innings (9).
- Made his 100th career appearance, coming in relief after the Cardinals returned at CWS (8/15).
- Posted an eight-game scoreless streak (8.0) from 8/25-9/12.
- Led Cardinals relievers with 15 inherited runners on the year with five allowed to score.
- Pitched on consecutive days five times including three times in September.

2020 POSTSEASON: Made one postseason appearance during the Wild Card Series at SD in the 8th inning of Game 2. Recorded two outs before surrendering a single to Jurickson Profar, who was knocked in on a Wil Myers home run allowed one batter later, after Webb was removed from the game.

BACKGROUND/PERSONAL

- Graduated from Northampton (Va.) High School where he lettered in baseball and was rated the No. 6 high school player in Virginia.
- Pitched for the University of South Carolina compiling a career record of 15-7 in 110 appearances with 20 saves over his four-year career.
- Played on the 2010 and 2011 National Championship squads which closed out Rosenblatt Stadium and opened the new TD Ameritrade Park.
- Left South Carolina as the school leader with 110 career appearances. Ranked T-7th in NCAA Division 1 with 17 saves in 2013.
- Was a teammate of former Cardinals infielder Max Schrock on the 2013 South Carolina team.
- His father, Kirk, pitched for Old Dominion University.
- Lists photography as one his hobbies and has over 7,000 followers on his Instagram account.
- He and his wife, Lauren, reside in Columbia, South Carolina.

AWARDS & HONORS

Triple-A National Championship
2016: Scranton Wilkes-Barre (AAA)

International League Championship
2016: Scranton Wilkes-Barre (AAA)

Eastern League Mid-Season All-Star
2014: Trenton (AA)

CAREER MILESTONES

Major League Debut
June 24, 2017 vs. Texas

First Major League Win
August 20, 2019 vs. Milwaukee

First Major League Save
June 22, 2019 vs. Los Angeles (AL)

First Career Strikeout
June 24, 2017 vs. Texas
(8th inning, Rougned Odor, looking)

**LEFT-HANDED PITCHERS VS. LH BATTERS
2019 LOWEST BATTING AVERAGE**

MLB Rank	Team	Opponent BA	(H-AB)
1. Tyler Webb	STL	.157	(16-102)
2. Alex Young	ARI	.167	(15-90)
3. Josh Osich	CWS	.171	(19-111)
4. Adam Kolarek	TB-LAD	.178	(19-107)
5. Aaron Bummer	CWS	.178	(16-90)

* Minimum 100 Total Batters Faced

**LOWEST OPPONENT BATTING AVERAGE
IN DAY GAMES -- MLB HISTORY**

MLB Rank	Years	Opponent BA	(H-AB)
1. Josh Hader	2017-20	.117	(29-248)
2. Tyler Webb	2017-20	.138	(13-94)
3. Michael Kohn	2011-15	.140	(15-107)
4. Aroldis Chapman	2010-20	.157	(111-705)
5. Craig Kimbrel	2010-20	.158	(94-596)

* Minimum 30 Appearances

**LOWEST SINGLE-SEASON DAY GAME
OPPONENT BATTING AVG - MLB HISTORY**

MLB Rank	Team	Opp. BA	(H-AB)
1. Tyler Webb	2019 Cardinals	.028	(1-36)
2. Brandon Workman	2019 Red Sox	.056	(4-72)
3. John Miller	1962 Orioles	.065	(2-31)
4. Jose Valverde	2003 D-Backs	.066	(4-61)
5. Neftali Feliz	2011 Rangers	.067	(4-60)

* Minimum 35 Total Batters Faced

WEBB, TYLER



KODI WHITLEY

38

HEIGHT	WEIGHT	BATS/THROWS	BIRTH DATE	ML SERVICE
6-3	230	R/R	2/21/1995	1.000

FULL NAME: Kodi James Whitley

BORN: Clayton, North Carolina

OPENING DAY AGE: 26

BECAME CARDINAL: Selected in the 27th round (814th overall) of the June, 2017 First-Year Player Draft

CONTRACT STATUS: Signed through 2021

PITCHER



WHITLEY, KODI

COMPLETE RECORD

Year	Team	W-L	ERA	G	GS	CG	GF	SHO	SV	IP	H	R	ER	HR	HBP	BB	IBB	SO	WP	BK	BA
2017	Palm Beach	0-0	0.00	1	0	0	0	0	0	3.0	1	0	0	0	0	1	0	3	0	0	.100
	Cardinals	0-0	1.84	12	0	0	7	0	2	14.2	15	4	3	0	1	3	1	19	2	0	.283
2018	Peoria	4-2	2.51	41	2	0	24	0	9	71.2	67	25	20	2	2	26	0	68	3	0	.248
2019	Memphis	2-0	1.52	16	0	0	6	0	2	23.2	21	5	4	0	0	4	0	27	1	0	.233
	Springfield	1-4	1.83	31	0	0	21	0	7	39.1	31	14	8	3	1	13	2	46	3	0	.208
	Palm Beach	0-0	0.00	3	0	0	0	0	0	4.1	1	0	0	0	0	2	0	5	0	0	.077
2020	ST. LOUIS	0-0	1.93	4	0	0	1	0	0	4.2	2	1	1	1	0	1	0	5	0	0	.125
MINOR TOTALS		7-6	2.01	104	2	0	58	0	20	156.2	136	48	35	5	4	49	3	168	9	0	.232
MAJOR TOTALS		0-0	1.93	4	0	0	1	0	0	4.2	2	1	1	1	0	1	0	5	0	0	.125

Note: Major League Uniform Numbers Worn: 38 (2020-present).

WILD CARD RECORD

Year	Team	W-L	ERA	G	GS	CG	GF	SHO	SV	IP	H	R	ER	HR	HBP	BB	IBB	SO	WP	BK	BA
2020	STL vs. SD	0-0	27.00	1	0	0	0	0	0	0.1	1	1	1	1	0	0	0	0	0	0	.500

REGULAR SEASON FIELDING RECORD

Position	PCT	G	PO	A	E	TC	DP
Pitcher	1.000	4	0	1	0	1	0

REGULAR SEASON BATTING RECORD

Year	Team	AVG	G	AB	R	H	2B	3B	HR	RBI	SH	SF	HBP	BB	IBB	SO	SB	CS	GDP	SLG	OBP	E
2020	ST. LOUIS	.000	4	0	0	0	0	0	0	0	0	0	0	0	0	0	0	0	0	.000	.000	0

CAREER TRANSACTIONS

- Selected by St. Louis Cardinals in the 27th round (814th overall) of the June, 2017 First-Year Player Draft.
- On St. Louis Cardinals injured list, August 4 - September 21, 2020.

**CAREER NOTES**

- Enters the 2021 season still considered a rookie after accumulating one service year of time, despite pitching 4.2 innings. Missed 48 days on the Injured List (8/4-9/21/20).
- Rated as the No. 16 prospect in the Cardinals organization by MLB.com entering the 2021 season.
- *Baseball America* rated him as having “Best Control” in the Cardinals organization entering the 2021 season.
- 2019 Arizona Fall League saves leader pitching for Glendale over nine appearances. Posted an 0-1 record and 1.65 ERA striking out 13 over 11.0 innings, with at least one strikeout in each game.
- Led all Cardinals minor league pitchers with 18 saves over the 2018-19 seasons.
- Allowed only five home runs to 646 total batters faced in his minor league career.
- Had a minor league career ERA of 1.33 from June-Sept. (101.1 IP) and a 3.25 ERA in April-May (55.1 IP).
- Appeared in a career-high 50 games between Palm Beach (A), Springfield (AA) and Memphis (AAA) in 2019. Led Cardinals minor league pitchers with eight Holds.
- Struck out a career-high seven batters over 2.2 innings vs. Tulsa (5/30/19).
- Made three postseason appearances in the 2018 Midwest League playoffs and was 1-0 with 5.0 scoreless innings in three appearances, locking down 2-of-3 save opportunities.

2020

- Made his Major League debut vs. PIT (7/26) and tossed a scoreless inning with a strikeout.
- Appeared in four games, three scoreless outings.
- Did not allow a baserunner to a right-handed batter (0-8, K).
- Struck out a batter in all four appearances.
- Allowed his first run on a solo home run by Franchy Cordero at KC (9/23).
- Missed time from 8/4-9/22 on the 10-day Injured List (COVID).

2020 POSTSEASON: Made one postseason appearance, entering in the 8th inning of Game 2 at SD, surrendering a two-run home run to Wil Myers before retiring Austin Nola on a ground out. Was his first appearance in a game without recording a strikeout since 8/27/19 at New Orleans while with Memphis (AAA).

CAREER HIGHS

Most IP: 1.2, 7/29 at Minnesota
Most Strikeouts: 2, 7/29 at Minnesota
Most Walks: 1, 9/25 vs. Milwaukee
Most Runs Allowed: 1, 9/23 at Kansas City
Most Earned Runs Allowed: 1, 9/23 at Kansas City
Most Hits Allowed: 1, twice. Last: 9/25 vs. Milwaukee
Most HRs Allowed: 1, 9/23 at Kansas City
Longest Winning Streak: n/a
Longest Losing Streak: n/a
Longest Scoreless Streak: 2.2, 7/26-29

CAREER MILESTONES

Major League Debut
 July 26, 2020 vs. Pittsburgh

First Major League Strikeout
 July 26, 2020 vs. Pittsburgh
 (7th inning, Adam Frazier, swinging)

BACKGROUND/PERSONAL

- Graduated from Cleveland High School in Johnston County, N.C., where he was a High Honors graduate and National Honor Society member. Made All-Conference his sophomore through senior seasons in baseball.
- Played college baseball at the University of Mount Olive (NC), posting a 15-6 mark with a 3.54 ERA in 33 career appearances. Was the 2014 Conference Carolinas Freshman of the Year and an All-First Team Selection.
- Missed his entire junior season and most of his senior season at Mount Olive due to Tommy John surgery.
- Resides in Clayton, North Carolina.



GARRETT WILLIAMS

84

HEIGHT	WEIGHT	BATS/THROWS	BIRTH DATE	ML SERVICE
6-1	220	L/L	9/15/1994	0.000

FULL NAME: Garrett Carter Williams

BORN: Lubbock, Texas

OPENING DAY AGE: 26 (Turns 27 on September 15)

BECAME CARDINAL: Selected from the Los Angeles Angels in the Triple-A phase of the 2020 Rule 5 Draft, December 10, 2020

CONTRACT STATUS: Signed through 2021

PITCHER (NON-ROSTER)



WILLIAMS, GARRETT

COMPLETE RECORD

Year Team	W-L	ERA	G	GS	CG	GF	SHO	SV	IP	H	R	ER	HR	HBP	BB	IBB	SO	WP	BK	BA
2016 Salem-Keizer	1-2	5.68	7	7	0	0	0	0	25.1	28	18	16	1	3	14	0	22	2	0	.275
AZL Giants	1-0	2.57	3	1	0	0	0	0	7.0	4	2	2	0	0	3	0	5	0	0	.174
2017 San Jose	2-2	2.45	6	5	0	0	0	0	33.0	28	11	9	3	4	10	0	38	1	0	.220
Augusta	4-3	2.25	12	11	0	0	0	0	64.0	59	22	16	0	0	25	0	58	4	2	.234
2018 Richmond	3-9	6.06	33	15	0	3	0	1	81.2	96	63	55	6	13	61	1	73	4	0	.294
2019 Richmond	7-8	3.60	29	20	0	4	0	0	110.0	88	50	44	6	15	61	3	108	11	2	.219
2020	DID NOT PLAY																			
MINOR TOTALS	18-24	3.98	90	59	0	7	0	1	321.0	303	166	142	16	35	174	4	304	22	4	.246

CAREER TRANSACTIONS

- Selected by San Diego Padres in the 33th round (988th overall) of the June, 2013 First-Year Player Draft, but did not sign.
- Selected by San Francisco Giants in the 7th round (215th overall) of the June, 2016 First-Year Player Draft.
- Acquired by the Los Angeles Angels as the player to be named later from the San Francisco Giants in exchange for INF Zack Cozart and INF Will Wilson, December 12, 2020.
- Selected by St. Louis Cardinals from the Los Angeles Angels in the Triple-A Phase of the Rule 5 Draft, December 10, 2020.

CAREER NOTES

- Was drafted twice, first out of high school by the San Diego Padres in 2013 and then by the San Francisco Giants out of Oklahoma State Univ.
- Began career as a starting pitcher, but made 27 relief outings over last two seasons. Is 13-22 with a 3.99 ERA in 59 career starts and 5-2 with a 3.93 ERA and one save in 31 relief appearances.
- Was 3-0 with a 1.88 ERA in the 2018 Arizona Fall League for Scottsdale. Ranked 4th in the league in strikeouts (27).
- Posted the lowest ERA of any pitcher with 20.0 or more innings in the 2018 AFL. Was T-4th among strikeout leaders and 8th in innings pitched and WHIP.
- Struck out career-high 10 over 6.0 scoreless IP of five-hit ball in his first California League start vs. Visalia (8/2/17).

2020

- Did not pitch during the 2020 season.

AWARDS & HONORS

Eastern League Pitcher of the Week
2019: Richmond (AA) - June 24-30

California League Pitcher of the Week
2017: San Jose (A) - August 7-13

BACKGROUND/PERSONAL

- 2013 Rawlings First Team All-American at Calvary Baptist High School in Lubbock, Texas.
- Originally selected by the San Diego Padres in the 33rd round of the 2013 draft, but did not sign.
- Played college baseball at Oklahoma State University (2014-16) for head coach Josh Holliday, brother of former Cardinals outfielder Matt Holliday.
- Was a First Team Academic All-Big XII performer.
- Resides in Lubbock, Texas.



JUSTIN WILLIAMS

26

HEIGHT	WEIGHT	BATS/THROWS	BIRTH DATE	ML SERVICE
6-1	215	L/R	8/20/1995	0.058

FULL NAME: Justin Paul Williams

BORN: Houma, Louisiana

OPENING DAY AGE: 25 (Turns 26 on August 20)

BECAME CARDINAL: Acquired from the Rays with RHP Roel Ramírez and LHP Génesis Cabrera for OF Tommy Pham and International Cap space, July 31, 2018

CONTRACT STATUS: Signed through 2021

MLB DEBUT: July 21, 2018 vs. Miami



COMPLETE RECORD

Year	Team	AVG	G	AB	R	H	2B	3B	HR	RBI	SH	SF	HBP	BB	IBB	SO	SB	CS	GDP	SLG	OBP	E
2013	AZL D-Backs	.345	37	148	17	51	12	0	1	32	0	0	5	8	1	35	0	1	3	.446	.398	5
	Missoula	.412	11	51	12	21	6	0	0	5	0	0	1	0	7	0	0	1	.529	.423	2	
	South Bend	.111	3	9	3	1	0	0	0	0	0	0	0	2	0	2	0	0	.111	.273	0	
2014	Missoula	*.386	46	189	31	73	6	2	2	23	0	2	0	17	0	44	1	1	6	.471	.433	1
	South Bend	.284	28	102	16	29	6	3	2	23	0	0	3	7	0	23	0	1	2	.461	.348	0
2015	Bowling Green	.284	99	387	43	110	25	2	7	42	0	4	2	13	0	76	3	1	12	.413	.308	4
	Charlotte	.241	23	83	8	20	5	0	0	6	0	0	0	1	0	14	3	1	7	.301	.250	3
2016	Charlotte	.330	51	194	23	64	11	0	4	31	0	2	1	6	0	26	0	1	5	.448	.350	4
	Montgomery	.250	39	148	20	37	7	2	6	28	0	1	1	5	0	30	0	1	4	.446	.277	1
2017	Montgomery	.301	96	366	53	110	21	3	14	72	0	4	2	37	4	69	6	2	11	.489	.364	5
2018	Durham	.258	94	356	41	92	18	0	8	46	2	0	3	25	0	81	4	3	14	.376	.313	2
	Tampa Bay	.000	1	1	0	0	0	0	0	0	0	0	0	0	0	0	0	0	1	.000	.000	0
	Memphis	.217	21	69	8	15	3	0	3	11	0	1	1	5	0	17	0	1	1	.391	.276	1
2019	Springfield	.193	17	57	7	11	1	0	1	3	0	0	0	4	0	17	1	0	1	.263	.246	0
	Memphis	.353	36	102	20	36	5	0	7	26	0	1	0	16	1	30	0	0	2	.608	.437	0
2020	ST. LOUIS	.200	3	5	0	1	0	0	0	0	0	0	0	1	0	2	0	0	0	.200	.333	0
MINOR TOTALS		.296	601	2261	302	670	126	12	55	348	2	15	18	147	6	471	18	13	69	.436	.342	28
MAJOR TOTALS		.167	4	6	0	1	0	0	0	0	0	0	0	1	0	2	0	0	1	.167	.286	0

*Led league

Note: Major League Uniform Numbers Worn: 6 (2018), 26 (2020-present)

REGULAR SEASON FIELDING RECORD

Position	PCT	G	PO	A	E	TC	DP
Outfield	1.000	3	2	0	0	2	0



CAREER TRANSACTIONS

- Selected by Arizona Diamondbacks in second round (52nd player overall) of the June, 2013 First-Year Player Draft.
- Acquired by the Tampa Bay Rays along with OF Andrew Velazquez from the Arizona Diamondbacks in exchange for RHP Jeremy Hellickson, November 14, 2014.
- Acquired by the St. Louis Cardinals along with RHP Roel Ramírez and LHP Génesis Cabrera in exchange for OF Tommy Pham and International Cap space, July 31, 2018.
- On St. Louis injured list (right hand second metacarpal fracture); March 25 - May 4, 2019.

CAREER NOTES

- Enters the season ranked as the No. 15 prospect in the Cardinals organization by *Baseball America*.
- Began Cardinals career on the Injured List with a right hand second metacarpal fracture suffered during the 2018 offseason. Activated in May 2019 and optioned to Springfield.
- Won back-to-back Triple-A National Championships playing for both Memphis (2018) and Durham (2017), winning championships in the respective Pacific Coast League and International League. Also won the Florida State League Championship with Charlotte (High-A) in 2015.
- Named 2017 Most Valuable Player for Montgomery (AA) by the Rays Baseball Operations department.
- Hit a career-best three home runs in a game (8/30/2017 vs. Mobile).
- Ranked as high as the No. 8 prospect in the Rays system by *Baseball America*.
- Played in 16 games for the Peoria Javelinas of the Arizona Fall League in 2016.
- Helped Brisbane win the Australian League in 2015.
- 2014 Pioneer League Batting Champion, hitting .392 (94-240) in 57 career games with Missoula (R), including Missoula club record 28-game hitting streak (.443, 51-115 from July 4 through the end of the season).

2020

- Made his Cardinals debut and first Major League start in the first game of a doubleheader at Milwaukee (9/16). Collected his first Major League hit on the second pitch he saw off Brandon Woodruff.
- Called up as the 29th man on 9/16 and remained on the roster until 9/21.
- Played in three games, all on the road, between 9/16-9/20.
- Made two starts, one in right field and one as DH.

BACKGROUND/PERSONAL

- Graduated from Terrebonne (La.) High School.
- Won the Home Run Derby at the Perfect Game Showcase at Petco Park in 2012.
- Grew up with extremely limited means, leaving him unable to participate in many extracurricular activities due to cost. Relied on his travel coach, Chad Raley, to take him to tournaments and provide necessary equipment. Believes Chad was a big reason he was noticed by scouts.
- Developed his love for baseball by hitting rocks or foam footballs with a broomstick handle. From there, the game's coupling of physical ability with intelligence drew him in.
- Resides in Houma, Louisiana.

AWARDS & HONORS

Triple-A National Championship

2018: Memphis (AAA)

2017: Durham (AAA)

Pacific Coast League Championship

2018: Memphis (AAA)

International League Championship

2017: Durham (AAA)

International League Mid-Season All-Star

2018: Durham (AAA)

Southern League Post-Season All-Star

2017: Montgomery (AA)

Rays Minor League Hitter of the Month

2017: Montgomery (AA) - August

2016: Charlotte (High-A)- July

Baseball America Double-A All-Star

2017: Montgomery (AA)

Florida State League Championship

2015: Charlotte (High-A)

Australian League Championship

2015-16: Brisbane

Pioneer League Post-Season All-Star

2014: Missoula (R)

Midwest League Player of the Week

2014: South Bend (A) - Aug. 18-25

Arizona League Post-Season All-Star

2013: AZL Diamondbacks (R)

CAREER MILESTONES

Major League Debut

July 21, 2018 vs. Miami

(Pinch-hitter, 7th inning, with Tampa Bay)

First Major League Hit

September 16, 2020[1] at Milwaukee

(2nd inning, single, off Brandon Woodruff)



JAKE WOODFORD

40

HEIGHT	WEIGHT	BATS/THROWS	BIRTH DATE	ML SERVICE
6-4	210	R/R	10/28/1996	0.167

FULL NAME: Jacob Robert Woodford

BORN: St. Petersburg, Florida

OPENING DAY AGE: 24

BECAME CARDINAL: Selected in the supplemental first round (39th overall) of the June, 2015 First-Year Player Draft

CONTRACT STATUS: Signed through 2021

MLB DEBUT: August 15, 2020 at Chicago White Sox

PITCHER



COMPLETE RECORD

Year Team	W-L	ERA	G	GS	CG	GF	SHO	SV	IP	H	R	ER	HR	HBP	BB	IBB	SO	WP	BK	BA
2015 GCL Cardinals	1-0	2.39	8	5	0	2	0	1	26.1	26	10	7	1	2	7	0	21	3	0	.260
2016 Peoria (A)	5-5	3.31	21	21	0	0	0	0	108.2	104	47	40	7	6	37	0	82	4	1	.254
2017 Palm Beach	7-6	*3.10	23	21	0	0	0	0	119.0	128	57	41	7	9	39	0	72	5	0	.280
2018 Springfield	3-8	5.22	16	16	0	0	0	0	81.0	94	52	47	13	8	35	0	56	7	1	.290
Memphis	5-5	4.50	12	12	0	0	0	0	64.0	64	37	32	5	4	27	0	45	1	0	.261
2019 Memphis	9-8	4.15	26	+26	0	0	0	0	151.2	124	75	70	22	5	*75	0	131	7	0	*.223
2020 ST. LOUIS	1-0	5.57	12	1	0	4	0	0	21.0	20	13	13	7	0	5	0	16	1	0	.253
MINOR TOTALS	30-32	3.87	106	101	0	2	0	1	550.2	540	278	237	55	34	220	0	407	27	2	.258
MAJOR TOTALS	1-0	5.57	12	1	0	4	0	0	21.0	20	13	13	7	0	5	0	16	1	0	.253

* Led league + Tied for League Lead

Note: Major League Uniform Numbers Worn: 40 (2020-present)

REGULAR SEASON FIELDING RECORD

Position	PCT	G	PO	A	E	TC	DP
Pitcher	1.000	12	2	1	0	3	0

CAREER NOTES

- Enters 2021 ranked by *Baseball America* as the No. 24 prospect in the Cardinals organization.
- A three-time Minor League All-Star in his first five professional seasons, earning honors in the Pacific Coast League (2019), Texas League (2018) and Midwest League (2016).
- Started 20 or more games and pitched 108 innings or more in each of his first four full minor league seasons.
- Leads all Cardinals minor league pitchers in games started (75) and innings pitched (415.2) since 2017.
- Named as the starting pitcher for the Pacific Coast League in the 2019 Triple-A All-Star Game, tossing two scoreless innings with two strikeouts and earning the win.
- Led the 2019 Pacific Coast League in lowest opponent BA (.223), tied for the league lead in games started (26), while ranking in the Top 3 in strikeouts (131, 3rd), qualifying ERA (4.15, 3rd), innings pitched (151.2, 2nd) and WHIP (1.31, 3rd).
- Won League Championships with Memphis (AAA) in 2018 and Palm Beach (A) in 2017.
- Clinched the 2018 PCL Championship after throwing 7.1 scoreless innings of three-hit ball with six strikeouts for the win in Game 4 vs. Fresno (9/15).
- Tied for the 2018 Minor League lead with 12 other pitchers making a career-high 28 starts.
- Led the Florida State League in ERA (3.10) in 2017.



2020

- Made his Major League debut at Chicago White Sox (8/15[2]). Tossed 3.0 innings starting the second game of the doubleheader and received a no-decision. Allowed one run on one hit, a solo home run by Luis Robert, with three strikeouts.
- Appeared in 12 games, 11 in relief. Posted the longest outing by a Cardinals relief pitcher tossing 3.1 innings vs. Cleveland (8/28).
- Struck out a season-high three batters three times (8/15 at Chicago White Sox, 8/28 vs. Cleveland, 9/22 at KC).
- Earned his first Major League win in a relief appearance at Pittsburgh (9/19) closing out an inning, while the Cardinals rallied for five runs in the 7th en route to a 5-4 win at PNC Park.
- Ranked 4th on the team with 18.0 innings in relief, 2nd-most by a Cardinals right-handed reliever (Alex Reyes, 18.2 IP).
- Struck out the side at Kansas City (9/22) in the 9th inning to close out the game, his 4th game finished of the season.

BACKGROUND/PERSONAL

- Signed his college letter of intent to the University of Florida.
- Played high school baseball at Plant High School where he was 7-0 with an 0.67 ERA and 57 strikeouts in 52 innings his senior season.
- Was a Perfect Game USA 3rd Team pre-season All-American and 1st Team Florida All-Region selection in 2015.
- Resides in Tampa, Florida.

2020 SEASON & CAREER HIGHS

Most IP (Starter): 3.0, 8/15/20[2] at Chicago White Sox
Most IP (Relief): 3.1, 8/28/20 vs. Cleveland
Most Strikeouts (Starter): 3, 8/15/20[2] at Chicago White Sox
Most Strikeouts (Relief): 3, twice. Last: 9/2/20 at Kansas City
Most Walks (Starter): 0, 8/15/20[2] at Chicago White Sox
Most Walks (Relief): 3, 9/15/20 at Milwaukee
Most Runs Allowed (Starter): 1, 8/15/20[2] at Chicago White Sox
Most Runs Allowed (Relief): 5, 9/15/20 at Milwaukee
Most ER Allowed (Starter): 1, 8/15/20[2] at Chicago White Sox
Most ER Allowed (Relief): 5, 9/15/20 at Milwaukee
Most Hits Allowed (Starter): 1, 8/15/20[2] at Chicago White Sox
Most Hits Allowed (Relief): 5, 8/28/20 vs. Cleveland
Most HRs Allowed: 1, 7x. Last: 9/15/20 at Milwaukee
Longest Winning Streak: 1 game, 9/19/20-present
Longest Losing Streak: n/a
Longest Scoreless Streak: 4.0 IP, 8/21-8/24/20

AWARDS & HONORS

Pacific Coast League Mid-Season All-Star
 2019: Memphis (AAA)

Pacific Coast League Pitcher of the Week
 2019: Memphis (AAA) - June 17-23

Triple-A Championship
 2018: Memphis (AAA)

Pacific Coast League Championship
 2018: Memphis (AAA)

Texas League Mid-Season All-Star
 2018: Springfield (AA)

Florida State League co-Championship
 2017: Palm Beach (High-A)

Midwest League Mid-Season All-Star
 2016: Peoria (A)

Cardinals Minor League Pitcher of the Month
 2016: Peoria (A) - May


CAREER MILESTONES

Major League Debut
 August 15, 2020 at Chicago White Sox (G2)

First Major League Start
 August 15, 2020 at Chicago White Sox (G2)

First Major League Win
 September 19, 2020 at Pittsburgh

First Major League Strikeout
 August 15, 2020 at Chicago White Sox (G2)
 (2nd inning, José Abreu, swinging)



NATIONAL BASEBALL HALL OF FAME AND MUSEUM

25 Main Street, Cooperstown, New York 13326

Phone: (607) 547-7200

Public Relations: (607) 547-0215

E-mail address: info@baseballhall.org

Website: baseballhall.org

Summer Hours: Memorial Day Weekend - Labor Day Weekend: 9 a.m. to 9 p.m.

Regular Hours: 9 a.m. to 5 p.m.

Holiday Closings: Thanksgiving Day, Christmas Day, and New Year's Day.

DIRECTORY: Jane Forbes Clark (Chairman), Tim Mead (President), Jeff Jones (Senior Vice President of Finance and Administration), Sean Gaghan (Vice President, Retail Merchandising & Licensing), Erik Strohl (Vice President, Exhibitions and Collections), Ken Meifert (Vice President, Sponsorship & Development)
PR CONTACTS: Jon Shestakofsky (Vice President, Communications & Education) and Craig Muder (Comm. Director)

HALL OF FAME INDUCTION 2021: Sunday, July 25

Class of 2020: Derek Jeter, Marvin Miller, Ted Simmons and Larry Walker

CARDINALS IN THE HALL OF FAME

A total of 51 players, managers and executives with ties to the St. Louis Cardinals organization have earned election to the National Baseball Hall of Fame, including 2020 electees Ted Simmons and Larry Walker. Seventeen of the 51 spent the majority of their careers in a Cardinals uniform, including Lou Brock, Bob Gibson, Rogers Hornsby, Joe Medwick, Johnny Mize, Stan Musial, Red Schoendienst, Enos Slaughter, Ozzie Smith and Simmons. For a complete list of St. Louis Cardinals in the Hall of Fame, visit the "Hall of Famers" team pages at www.baseballhall.org.

2011 ST. LOUIS CARDINALS WORLD SERIES ARTIFACTS IN THE HALL OF FAME

- Bat used by Allen Craig to hit the go-ahead home run in Game 7.
- Jersey worn during Chris Carpenter's Game 7 win and a cap from the ace pitcher worn throughout the 2011 postseason.
- Jersey that was torn from Series MVP David Freese's back after hitting a walk-off 11th inning home run in Game 6 and Freese's bat from his game-tying ninth inning triple.
- Caps worn by longtime colleagues: manager Tony LaRussa and pitching coach Dave Duncan during the World Series.
- Bat used by Lance Berkman during the World Series.

OTHER NOTABLE CARDINALS ARTIFACTS IN COOPERSTOWN

- Jersey worn by Yadier Molina during game in Williamsport, Pa., on Aug. 20, 2017.
- Helmet worn by Matt Holliday when he returned from the disabled list with an emotional pinch-hit home run on Sept. 30, 2016 against the Pirates.
- Bat and batting gloves used by Albert Pujols to record 30th homer of 2011 on Aug. 16th, making him the first player to hit 30 or more home runs in each of his first 11 seasons.
- Cap worn by manager Tony La Russa's 4,770th game on Oct. 1, 2009 and a ball to mark LaRussa passing John McGraw for second place all-time in games managed.
- Cap worn by Adam Wainwright in the first Civil Rights Game on March 31, 2007.
- Jacket worn by manager Tony La Russa throughout the 2006 World Series.
- Cap worn by 2006 World Series MVP David Eckstein throughout the postseason.
- Catcher's mask worn throughout the 2006 postseason by Yadier Molina.
- Bat used by Scott Rolen in the 2006 World Series-clinching victory in Game 5.
- Cap from Tony LaRussa's 2,000th career managerial win in 2003.
- Spikes worn by Hall of Famer Lou Brock on Aug. 29, 1977, when he stole his 893rd base, breaking Ty Cobb's record.
- National League Most Valuable Player trophy presented to Hall of Famer Stan Musial in 1946.



Jersey worn by
Yadier Molina on
Aug. 20, 2017.

A LOOK AHEAD TO 2022

Ballots for the 2022 Hall of Fame/BBWAA election will be distributed following the 2021 season with results from the voting scheduled to be announced in January 2022. A partial list of first-year candidates for election includes Prince Fielder, David Ortiz, Alex Rodriguez and Mark Teixeira. Historical information on past BBWAA elections and the election process can be accessed at www.baseballhall.org or by contacting the Hall of Fame Communications department.

CONNECT TO COOPERSTOWN

- For up-to-the-minute news from Cooperstown, visit at www.baseballhall.org. Stay up-to-date on all the activity at the Hall of Fame's official site, on Twitter [@baseballhall](https://twitter.com/baseballhall) and through social networking on Facebook, Instagram and YouTube.
- If you would like to receive interesting stories and timely news items direct from the Hall of Fame and get the inside track on the latest happenings in Cooperstown, sign up for *Inside Pitch*. There's no cost to receive our weekly electronic newsletter in your e-mail box at home or work and it's easy to enroll: Just log on to www.baseballhall.org/media/museum-facts.
- If you have an interest in receiving *Around The Horn*, the Hall's monthly media newsletter, please send an e-mail to info@baseballhall.org. Be sure to include your name, name of organization and e-mail address. Or visit www.baseballhall.org/media-info.

RESEARCH ASSISTANCE


The Hall of Fame is pleased to provide assistance in baseball research and members of the media are encouraged to utilize this valuable baseball resource whenever necessary by calling the Public Relations department at (607) 547-0215, or the Library Reference desk at (607) 547-0330.



PLAYER DEVELOPMENT



MEMPHIS REDBIRDS (AAA)



AutoZone Park
200 Union Avenue
Memphis, TN 38103
(901) 721-6050
www.memphisredbirds.com

President & General Manager: Craig Unger
Athletic Trainer: Dan Martin
Strength & Conditioning: Frank Witkowski



BEN JOHNSON

MANAGER

Ben Johnson enters his third year as manager of the Memphis Redbirds and third as a coach in the Cardinals organization. In his first season leading the Redbirds, Johnson's squad went 69-71, finishing 6.0 games out of first place in the American Northern Division. He took a team that was 40-60 on July 20 and did not lose consecutive games until the Redbirds were eliminated the final two days of the season, having a shot at the division in the last series of the regular season at rival Iowa. The Redbirds clubbed a franchise record 200 home runs in 2019, outdistancing their previous high of 181 in 2004.

Johnson came to the Cardinals from the Durham Bulls, the Triple-A International League affiliate of the Tampa Bay Rays, where he spent the 2018 season as the third base coach working with the outfielders and base running. The Bulls led the International League in home runs, slugging percentage, runs scored and finished second in hits on their way to the league championship.

Prior to his time with the Bulls, Johnson was a scout with the Arizona Diamondbacks (2014-17), coached high school baseball at Millennium High School in Goodyear, Ariz. (2011-13), and managed Independent League baseball in Arizona.

No stranger to the city of his new role, Johnson was born in Memphis, Tenn., and played high school baseball at Germantown High School with 10-year veteran Major League pitcher Paul Maholm. The high school also produced current Los Angeles Angels pitching coach Mickey Callaway.

Upon graduation from high school, Johnson was drafted by the St. Louis Cardinals in the 4th round of the June 1999 First-Year Player draft. During the 2000 season, he was traded with RHP Heathcliff Slocumb to the San Diego Padres in exchange for veteran catcher Carlos Hernandez and minor league infielder Nate Tebbis.

Johnson made his Major League debut on June 26, 2005, vs. Seattle and would coplay 98 games over the next three seasons as a member of the Padres and Mets. He posted a career batting average of .230 with seven home runs and 26 RBI while playing all three outfield positions.

He was named the Padres Minor League Player of the Year in 2005 when he hit a career-high .312 with 25 home runs and 83 RBI as a member of the Portland Beavers. Johnson played 901 games over parts of 10 minor league seasons with the Cardinals, Padres, Mets and Tigers organizations batting .262 with 115 career home runs and 473 RBI. He played his final season in professional baseball in 2010 with the Erie Seawolves of the Eastern League in the Tigers organization.

Johnson, 39, is married to his wife Elizabeth and the couple has two children, Ethan (17) and Ruby (4). They reside in Phoenix, Arizona.



BRANDON ALLEN

HITTING COACH

Allen enters his fifth season in the Cardinals organization and his second as a hitting coach in Memphis (AAA) after serving in the same capacity in Springfield (AA) in 2019, Palm Beach (A) in 2018 and Johnson City (R) in 2017.

In 2019, Allen mentored a lineup that featured Dylan Carlson, the 2019 Cardinals Minor League Player of the Year, who hit .281 with 21 HR and 59 RBI for Springfield.

Allen played professionally for 13 years that included parts of four seasons in the Major Leagues. The former left-handed hitter batted a combined .203 with 12 home runs and 41 RBI in 116 games between Arizona (2009-11), Oakland (2011-12), Tampa Bay (2012).

In 2011, Allen became only the second player in history to homer into the upper deck at the New Yankee Stadium (Russell Branyan being the first). In 2012, Allen was the Opening Day first baseman for the eventual A.L. West champion Oakland Athletics, starting the MLB opener on March 28 in Tokyo against the Mariners.

Allen, who earned a football scholarship to Rice as a linebacker and defensive end and had a baseball scholarship at the University of Houston, was originally drafted by the Chicago White Sox in the fifth round of the 2004 First-Year Player Draft out of Montgomery (Texas) High School. The 35-year-old resides in Indiana, Pa., with his wife Gabrielle.



DERNIER OROZCO

PITCHING COACH

Orozco enters his fourth season as pitching coach with Memphis and 16th in the Cardinals organization, serving at five different levels of player development.

The 2019 Redbirds made an outstanding run at the division during the final month of the season in which the Redbirds staff posted a 3.25 ERA in August, the lowest in all of Triple-A ball, and held opponents to the 2nd-fewest home runs in the Pacific Coast League (169) in a season which home run numbers were escalated across the board.

The 2018 Redbirds led the Pacific Coast League with a 3.54 ERA out-distancing second place Oklahoma City (3.92) and allowed the fewest hits, en route to the league championship and Triple-A National Championship. The Redbirds pitching staff was led by Dakota Hudson, the PCL Pitcher of the Year and 2018 Cardinals Minor League Pitcher of the Year.

Orozco previously spent three seasons as pitching coach with Peoria (A), all of which included trips to the Midwest League playoffs, following two seasons with State College (A) in the New York-Penn League.

The Chiefs pitching staff combined for at least 10 shutouts in each of Orozco's three seasons, and the 2015 Peoria squad led the league in strikeouts (1,149) while boasting the league leader in ERA (Matt Pearce, 2.43), wins (Austin Gomber, 15) and strikeouts (Gomber, 140). In 2014, his State College pitching staff ranked second in the league in ERA (2.97) en route to the league championship while posting an outstanding 0.87 ERA over six postseason games, including two shutouts. The 2013 State College squad led the New York-Penn League in ERA (2.80).

Orozco began his time with the Cardinals as a coach in the Venezuelan Summer League from 2006-08 before receiving the title of pitching coach in Venezuela in 2010. He was the pitching coach for the Gulf Coast League Cardinals in 2009 and 2011.

Orozco played six pro seasons in the Red Sox organization as a right-handed pitcher. He posted a 1.88 ERA in 14 Venezuelan Summer League outings (three starts) in 2002, and went 4-2 over 14 games (29.2 IP) for the Gulf Coast League Red Sox in 2003, his final season.

Orozco, 40, resides in Venezuela in the off-season.



SPRINGFIELD CARDINALS (AA)



Hammons Field
 955 East Trafficway
 Springfield, MO 65802
 (417) 863-2143 • www.springfieldcardinals.com



Vice President & General Manager: Dan Reiter
Media Contact: Andrew Buchbinder
abuchbinder@cardinals.com
Athletic Trainer: Chris Whitman
Strength & Conditioning: Dan Vega



JOSÉ LEGER

MANAGER

Leger enters his first season as manager of the Springfield Cardinals and fourth as a coach in the Cardinals organization. He spent the last three seasons as the Latin American Field & Academy Development Coordinator at the Cardinals Dominican complex in Boca Chica (2018-20).

Prior to joining the Cardinals organization, Leger served as a manager across three levels in the New York Mets organization from 2010-17 where he compiled a 389-368 career record. He was named the 2015 South Atlantic League Manager of the Year after piloting Savannah (A) to a playoff berth with an overall record of 84-53. During his time in the Mets system, he had a role in developing well known prospects Amen Rosairo, Dominic Smith, Luis Guillorme and Tomas Nido. Leger has previously served as a coach for Tigres del Licey in the Dominican Winter League and was the bench coach for current Mets manager Luis Rojas' Escogido Dominican Winter League team that won the DWL championship for the 2015-2016 season.

Leger started his collegiate career at Middle Georgia College (2001-02), where the Warriors qualified for the JUCO World Series both seasons and he was named to Georgia's All-Star team in 2002. He then transferred to Georgia College & State University (Division II) for the 2003 and 2004 seasons and was named to the Peach Belt All-Conference team both years.

Signed as a non-drafted free agent by Minnesota in July 2004, Leger played in 154 minor league games in the Twins systems as a catcher and infielder from 2004-08. He advanced as high as Double-A in the Eastern League at New Britain (CT) in 2006, before an injury to his right shoulder kept him from playing in 2007 and 2008. He ended his professional career with a batting average of .269 with 2 HR and 67 RBI. He started his coaching career in 2009, serving as hitting coach for the DSL Twins.

Leger, 38, resides in Santo Domingo with his wife, Estela and their two sons, Jose Joaquin and Eduardo Jose.



TYGER PEDERSON

HITTING COACH

Pederson enters his third season as hitting coach in the Cardinals organization and his second in Springfield after spending the 2019 season in Palm Beach.

Prior to coaching professionally, Pederson was the manager of the Duluth Huskies in 2018, leading the team to the Northwoods League Division Championship setting franchise records in wins, runs scored and stolen bases.

Other coaching experience includes working as assistant coach for Cal Poly-San Luis Obispo's baseball team in 2018 and as the graduate assistant coach at Hawaii Pacific in 2017. Pederson was a coach in Taiwan for Major League Baseball and managed the Orange County Ripptide to a California Collegiate League championship in 2017 earning CCL Manager of the Year honors.

The former multi-sport standout at Palo Alto High School, played college baseball at the University of the Pacific where he was team captain his senior year playing second base. In 2013, the Los Angeles Dodgers selected him with their 33rd round pick in the June 2013 First-Year Player Draft. Pederson played one year of professional baseball in the Arizona League before competing in Independent League baseball from 2014-16 with the San Rafael Pacifics, Vallejo Admirals and Rockford Aviators.

Pederson, 32, comes from an athletic family. He is the son of former Dodgers outfielder Stu Pederson, and the older brother of Chicago Cubs All-Star outfielder Joc Pederson. His sister, Jacey, plays soccer for UCLA and brother Champ worked for the Golden State Warriors serving as a motivational speaker with down syndrome. He resides in Palo Alto, Calif.



DARWIN MARRERO

PITCHING COACH

Marrero enters his fourth season as pitching coach with Springfield following three seasons (2015-17) in the same role with State College (A) and the previous two years with the Gulf Coast League Cardinals (2013-14).

The 2019 Springfield pitching staff was led by Angel Rondón, the Texas League ERA leader and 2019 Cardinals Minor League Pitcher of the Year.

In the 2018-19 off-season, Marrero was the pitching coach for Panama which won the Caribbean Series and posted the lowest ERA in the tournament. This past off-season, Marrero was pitching coach for Venezuela in the Pre-Olympics.

In 2016, State College recorded a league-low 1.76 ERA in the New York-Penn League Playoffs on their way to capturing the league championship. State College led the league with nine shutouts and had the second fewest runs allowed (285) as a staff. Two of the last five seasons, Marrero's pitching staffs have led the league in shutouts and ranked first or second in runs allowed.

Prior to joining the Cardinals, Marrero was a pitching coach for the Sioux City Explorers in the American Association (2008). The Explorers staff boasted the Pitcher of the Year winner and the closer established a new league saves record. In 2005, he was pitching coach for the Capitales de Quebec in the Can-Am League.

Marrero's playing career lasted from 1998-2004 with the Montreal Expos organization, attaining his highest level at Double-A, as well as pitching eight seasons in the Venezuelan Winter League.

Marrero, 40, a Venezuela native, resides in Tampa, Fla., with his wife, Monica, and their three children, Darwin, Jr. (16), Nikary (13) and Sophia (12).



PEORIA CHIEFS (High-A)



Dozer Park
730 SW Jefferson Avenue
Peoria, IL 61605
(309) 680-4000
www.peoriachiefs.com

General Manager: Jason Mott
Athletic Trainer: Alex Wolfinger
Strength & Conditioning: Jacqueline Gover



CHRIS SWAUGER

MANAGER

Swauger enters his eighth season as a coach in the Cardinals organization and his second stint as manager of Peoria, having previously skippered the Chiefs to two playoff appearances in 2017 and 2018, including an appearance in the Midwest League Championship series in 2018.

He spent the last two seasons as a Cardinals Minor League Field Coordinator, being promoted to the top spot in 2020 following the retirement of long-time Cardinals coordinator Mark DeJohn. Prior to that, he managed two seasons at Johnson City (R) from 2015-16, which culminated with a 2016 Appalachian League Championship. During the 2014 season, Swauger served as hitting coach for Johnson City, which also won the Appalachian League Championship.

Swauger was originally drafted in the 26th round of the 2008 First-Year Player Draft by St. Louis. He played 613 games across seven seasons, beginning with Batavia (A) in 2008 and played as high as Memphis (AAA) in 2012 and 2013, with one stop for eight games with the Clearwater Phillies (High-A) in 2014.

He was a member of two championship teams, Batavia in 2008 in the New York-Penn League and Springfield in 2012 under current Cardinals Major League Manager Mike Shildt in the Texas League. He had a memorable performance in Game 1 of the 2012 Texas League playoffs against Tulsa, leading the Cardinals back from a 6-0 deficit with three home runs, including the game-winner in the 10th inning.

Swauger, 34, played at The Citadel from 2005-08 where he started every single game of his four-year career and still holds the record for single-season and career triples at the institution. Swauger resides in Odessa, Fla.



JOE HAWKINS

HITTING COACH

Hawkins begins his first season as hitting coach for Peoria and his third overall coaching in the Cardinals organization. Hawkins was set to manage the Gulf Coast League Cardinals in 2020 and served as the team's hitting coach in 2019. The 2019 GCL Cardinals finished second in the league hitting 35 home runs and defensively, led the league in double plays turned (48).

Prior to joining the Cardinals, he was an assistant coach for the Saint Louis University baseball team in 2018 working as a hitting coach and recruiter. The Billikens won the Atlantic 10 title and advanced to the NCAA Regionals leading the conference in batting, slugging, on-base percentage, runs and RBI.

His coaching career started as the hitting coach and recruiting coordinator for Jefferson College.

Hawkins played college baseball at Missouri State University where he was a four-year letterwinner as a shortstop and team captain. The Missouri Valley Conference Defensive Player of the Year in 2015 set school records for assists and fielding percentage.

Following his time in college, Hawkins was drafted by the St. Louis Cardinals in the 40th round after previously being drafted by the Kansas City Royals in the 42nd round out of high school.

Hawkins, 28, a Canadian-born resident, resides in St. Louis with his wife Ashley.



RICK HARIG

PITCHING COACH

Harig begins his first season as pitching coach for Peoria and fourth as a coach in the Cardinals organization. Harig was set to serve as the pitching coach for Palm Beach in 2020 before the minor league season was cancelled and previously spent two seasons as pitching coach in Johnson City (2018-19). He joined the Cardinals baseball operations department in 2016 after more than 30 years as a coach at the amateur level, as well as work in player development and scouting for several MLB teams.

Harig's Johnson City pitching staff issued the fewest walks in the Appalachian League in 2018 and the 2nd-fewest in 2019 en route to the 2019 Appalachian League championship.

In his coaching experience, Harig amassed more than 1,300 wins and nine state championships as an American Legion and high school coach, and he was a 2015 inductee of the Colorado Baseball Coaches Association Hall of Fame. A University of Colorado Boulder graduate, Harig taught high school math at Fairview High School from 1985-2016 to pupils such as former MLB pitcher Jesse Crain and Cardinals President of Baseball Operations John Mozeliak.

He also worked part-time for the San Diego Padres player development department in the mid-2000s and was a regional scout for various MLB teams for 15 years. Harig also started his own company in 2007, working as a performance coach and keynote speaker who focuses on performance development. He resides in Boulder, Colo., with his wife Traci and his two sons, Joey (23) and Jackson (19).



PALM BEACH CARDINALS (A)



Roger Dean Chevrolet Stadium

4751 Main St.
Jupiter, FL 33458
(561) 775-1818 • www.palmbeachcardinals.com

General Manager: Mike Bauer

Media Contact: Andrew Miller
miller@rogerdeanstadium.com

Athletic Trainer: Chris Walsh

Strength & Conditioning: Ross Hasegawa



JOSÉ LEON

MANAGER

Leon enters his first season as manager of Palm Beach, previously serving two seasons as manager of the State College Spikes (R) from 2019-20 and one season as hitting coach of the Dominican Summer League Cardinals in 2018. This marks his fourth season in the Cardinals organization.

Leon led State College to a 39-36 record in his inaugural season as a manager in 2019, finishing 1.5 games out of first place in the New York-Penn League Pinckney Division.

The 2018 DSL Cardinals led the league in batting with their red squad finishing with a .273 mark and the blue squad at .268. Malcom Nunez won the DSL batting crown hitting a remarkable .415 on the season.

The Cardinals drafted Leon in the 22nd round of the 1994 First-Year Player Draft as a right-handed hitting infielder out of Albergue Olimpico School in his hometown of Cayey, Puerto Rico. Leon remained in the Cardinals minor league system until 2000, including the 1998 season with Prince William (High-A) when he batted .291 with a career-high 21 home runs and 74 RBI.

He was traded to the Baltimore Orioles organization for Will Clark at the Trade Deadline of the 2000 season following an appearance for the World Team in the Major League Baseball All-Star Futures Game.

His MLB debut came with the Orioles in 2002, batting .247 with three home runs and 10 RBI in 36 games. Leon also played for the Orioles from 2003-04 before spending parts of the next five years in the Pirates and Reds organizations, in addition to the Mexican League, Atlantic League and Chinese Professional Baseball League.

Leon, 43, lives in Puerto Rico in the off-season and has a son Ian Luis (15).

DANIEL NICOLAISEN

HITTING COACH

Nicolaisen enters his first season as hitting coach for Palm Beach and the second overall coaching in the Cardinals organization. He was set to serve as the hitting coach for the Johnson City Cardinals (R) in 2020 before the minor league season was canceled.

Nicolaisen came to the Cardinals after coaching college softball for two seasons at Seton Hall University where he was the Volunteer Assistant in 2018 before being elevated to the role of Assistant Coach in 2019. The Pirates achieved several offensive accolades including the first player to bat .400 in 30 years in the program, two players broke the previous single-season doubles mark, boasted the top two hit collectors in Big East Conference play, and the leader in home runs per game.

Prior to his stint at Seton Hall, Nicolaisen was a Softball School Instructor at the Danish Softball Federation in Denmark.

The former outfielder played one season of college baseball at Neumann University in Aston, Pa., two seasons at Atlantic Cape Community College and was a member of the Danish Junior and Men's National Teams during his time in Denmark.

Nicolaisen, 27, a native of Ballerup, Denmark, is one of the youngest coaches in the Cardinals organization and resides in Jupiter with his wife Wendi.



DEAN KIEKHEFER

PITCHING COACH

Kiekhefer enters his first season as pitching coach for Palm Beach and the second overall coaching in the organization. He was set to serve as the pitching coach for the State College Spikes (R) in 2020 before the minor league season was canceled.

Kiekhefer returns to the coaching ranks following a 10-year professional playing career including two seasons in the Major Leagues with 30 career appearances between the Cardinals and Athletics posting marks of 0-0 with a 6.38 ERA in 24.0 innings. The southpaw made his Major League debut with the Cardinals on May 14, 2016 at Dodger Stadium against Los Angeles, striking out four of six total batters faced, his career-high for an appearance.

Twice drafted, Kiekhefer was originally selected by the Cleveland Indians in the 37th round of the 2007 MLB Draft out of Oldham High School (Ky.) before playing college baseball at the University of Louisville. He was then selected by the St. Louis Cardinals in the 36th round of the 2010 MLB Draft and signed.

Kiekhefer, 31, resides in LaGrange, Ky., with his wife Jacquelyn and children Cru (5) and Otto (3).



EXTENDED SPRING TRAINING (ROOKIE)



**Cardinals Complex at
Roger Dean Chevrolet Stadium**
4795 University Drive
Jupiter, FL 33458



Director of Operations: Luis Morales
Athletic Trainer: Paden Eveland
Strength & Conditioning: Don Trapp



ROBERTO ESPINOZA

MANAGER

Espinoza enters his eighth season in a coaching role for the Cardinals organization, spending the last five as manager for the Johnson City Cardinals where he won the 2019 Appalachian League Championship.

Prior to his managerial turn, Espinoza was hitting coach for the Appalachian League Champion squad in 2016. In 2015, Espinoza was hitting coach for the GCL Cardinals following a year as the bullpen assistant in St. Louis.

The former Cardinals minor league catcher was originally signed by the Cardinals as a non-drafted free agent out of Palo Negro, Venezuela, in March 2006.

He played five seasons in the Cardinals organization before an injury sidelined him during the 2011 and 2012 seasons, when he pursued a career in coaching. Espinoza played in 202 games, advancing as far as Palm Beach (High-A) in 2010.

Espinoza, 32, resides in Palm Beach Gardens, Fla., in the off-season with his wife Johely and children Roberto Alexander (11) and Valeria (8).

TYLER WOLFE

HITTING COACH

Wolfe enters his second season as a coach for the Gulf Coast League Cardinals.

The Minnesota-native was a former infielder who was drafted by the Houston Astros in the 39th round of the Major League Baseball draft in 2016 out of Kansas State University.

He played 76 minor league games from 2016-17, advancing as high as Double-A in the Texas League at Corpus Christi, while carrying a career batting average of .205 with 3 HR and 26 RBI. The final two seasons of his playing career were in the Independent Leagues appearing in Sioux Falls, Schaumburg and Fargo-Moorhead.

Wolfe, 27, is the youngest coach in the Cardinals organization and resides in Palm Beach Gardens, Fla., with his wife Emily.



BERNARD GILKEY

COACH

Gilkey enters his second season as a coach with the Gulf Coast League Cardinals following a role on the Cardinals Core staff in the Baseball Operations and Player Development department.

The former Cardinals outfielder played 12 Major League seasons with five organizations (Cardinals, Mets, Diamondbacks, Braves and Red Sox). He compiled a .275 BA with 118 HR and 546 RBI over 1,239 career games. His finest season came with the Mets in 1996 batting .317 with 30 HR and 117 RBI, finishing 14th in the National League MVP voting.

Off the field, Gilkey made an appearance as an actor in the 1997 hit movie "Men in Black."

Gilkey, 54, resides in Chesterfield, Mo., with his wife Patrice. The couple have two sons, Jaelen (25), who played college baseball at Central Arizona JC and Miles College, and Caeven (21) who played at High Point University.



GIOVANNI CARRARA

PITCHING COACH

Giovanni Carrara returns for his sixth season as pitching coach in the Gulf Coast League and his seventh overall season in the Cardinals organization, serving as pitching coach for the Dominican Summer League Cardinals in 2015.

The 2018 GCL squad, which advanced to the league championship, led the league with 40 wins and had the league ERA champion in Perry DellaValle. The 2016 club captured the GCL Championship behind five wins and a 2.32 ERA from Franyel Casadilla, who also tossed five shutout innings in a game one, 3-0 win in the finals vs. the GCL Phillies.

Carrara was originally signed as a non-drafted free agent out of Venezuela by the Blue Jays in 1990. He pitched in parts of 10 MLB seasons (1995-2006), appearing in games with the Blue Jays (1995-96), Reds (1996-97), Rockies (2000), Dodgers (2001-02, 2004-06) and Mariners (2003). He posted a 29-18 career record with a 4.69 ERA in 313 games (18 starts).

He posted a career-best 2.18 ERA in 2004 when he went 5-2 with two saves in 42 appearances as an integral part of the Dodgers bullpen. The Dodgers claimed the National League West Division that season, and Carrara made three post-season appearances before his team fell to St. Louis in the NL Division Series. Carrara pitched in a career-high 72 games at the age of 37 in 2005, winning a career-high seven games in a relief role.

Carrara, 53, represented Italy in the 2007 Euros due to his parents heritage from Italy. He resides in El Tigre, Venezuela, in the off-season.



DOMINICAN SUMMER LEAGUE CARDINALS BLUE (ROOKIE)



Cardinals Academy
 Jubey, La Malena
 Boca Chica, Dominican Republic



Academy Administrator: Aaron Rodriguez
Athletic Trainer: Jeff Case
Strength & Conditioning: Gerardo De Leon



FRAY PENICHE

MANAGER

Peniche begins his 11th season as manager of the Dominican Summer League Cardinals Blue and has compiled a 322-309 record (.510) over that time, managing his first seven seasons with the lone Cardinals Dominican entry. Since splitting the Dominican Academy into two teams in 2018, Peniche's clubs have posted a 92-44 record (.676) the highest winning percentage of any Cardinals minor league affiliate over the past two seasons.

The 2018 DSL Cardinals Blue squad made their first postseason appearance since the Cardinals Dominican Academy opened, while running off a franchise best 51 wins and boasting the league batting champion in Malcom Nuñez.

Prior to his time with the Cardinals, Peniche spent 12 seasons in the Detroit Tigers organization, most recently as manager of the DSL Tigers (2007-10). Peniche began his coaching career with the Oneonta Tigers (SS) in 1999, then moved on as a coach with the DSL Tigers from 2000-06. He was promoted to manager of the DSL Tigers in 2007 and led the team to a 45-20 record and a second place finish in their division.

Peniche was signed as a non-drafted free agent by the Tigers and played four seasons in their minor league system. He spent three seasons (1995-97) with the Gulf Coast League Tigers and one season (1998) in the New York-Penn League with the Jamestown Jammers (R).

Peniche, 44, resides in Santo Domingo Este, Dominican Republic, with his wife, Sandy, and two children: Aaron (21) and Fray Antonio (17).



ERICK ALMONTE

HITTING COACH

Erick Almonte enters his eighth season as a coach in the Cardinals organization and his second stint as a coach with the Dominican Summer League team, previously serving with the DSL entry team from 2014-16.

Almonte spent the last three seasons as a manager in the Cardinals system, with Peoria from 2019-20 and the Gulf Coast League Cardinals in 2018. The 2018 GCL squad led the league with 40 wins (40-16) while averaging a league-best 6.2 runs per game. The team advanced to the GCL Championship, defeating the Phillies before losing in three games to the Tigers.

Almonte previously served as hitting coach for the 2017 Florida State League Co-Champion Palm Beach Cardinals, which had the fewest strikeouts in the league (919).

Almonte played professionally for 17 years, which included parts of three seasons in the Major Leagues. He played in 55 Major League games batting .233 with two home runs and 14 RBI, and was a member of the American League Champion New York Yankees teams in 2001 and 2003. He also played in 16 games for the National League Central Division Champion Milwaukee Brewers in 2011. Internationally, Almonte played for the Nippon Ham Fighters in 2005.

He was signed as a non-drafted free agent by the Yankees in 1996 out of the Dominican Republic. His career included four MLB organizations: Yankees (1997-03), Rockies (2004), Tigers (2007-08) and Brewers (2009-12).

Almonte, 43, and his wife Nicole Noesi, reside in Santo Domingo, Dominican Republic with their three children, Erick Manuel (16), Luis Gabriel (11) and Eva (7). His brother, Hector, pitched in parts of two seasons with the Marlins, Red Sox and Expos.

EDWIN MORENO

PITCHING COACH

Moreno will be serving his second season as a coach in the Cardinals organization and third as a coach overall after working as a pitching coach for the Dominican Summer League Yankees in 2019.

The former right-handed pitcher played 11 professional seasons from 2000-10, making his Major League debut for San Diego in 2009. The right-hander went 1-3 with a 4.84 ERA (22.2 IP), with 15 strikeouts in 19 relief appearances for the Padres. Moreno was a Mid-Season All-Star for Portland (AAA) in the Pacific Coast League, and named a Mid-Season All-Star pitching for Petroleros de Minatitlan in the 2007 Mexican League, where he was 8-3 with a 2.71 ERA (103.0 IP) and 80 strikeouts in 17 games (14 starts).

Moreno, 30, resides in Venezuela.



DOMINICAN SUMMER LEAGUE CARDINALS RED (ROOKIE)



Cardinals Academy
Jubey, La Malena
Boca Chica, Dominican Republic



Academy Administrator: Aaron Rodriguez
Athletic Trainer: Kiomy Martinez
Strength & Conditioning: Luis Polanco



ESTUAR RUIZ

MANAGER

Ruiz enters his second season as the manager for the Dominican Summer League Red team after working several years as a scout in Venezuela.

The former middle infielder played 146 games in the Orioles minor league system from 1990-92 for Bluefield in the Appalachian League and Kane County in the Midwest League. His career spanned from ages 17-19 posting a career batting average of .222 with 25 RBI

Following his playing career, Ruiz worked for the Cleveland Indians organization, first as a coach in their Venezuelan academy from 1996-2002 and as an area scout in Caracas and the surrounding area from 2002-09. Two of his more prominent Major League signings were pitchers Hector Rondón and Jeanmar Gomez.

Prior to working for the Cardinals, Ruiz was the Infield Coach for the Seattle Mariners Venezuelan club. The 2012 club lost in the VZL finals.

Ruiz, 50, resides in Barcelona, Venezuela and has two daughters, Scarlys (28) and Stephany (26).



LUIS CRUZ

HITTING COACH

Cruz will be serving his third season as a coach for the Dominican Summer League team.

The former Cardinals catcher and first baseman was signed out of the Dominican Republic as an 18-year old and played 287 career minor league games in the Cardinals organization over seven seasons.

He batted .264 with 14 home runs and 101 RBI playing as high as Triple-A Memphis in 2016, making an appearance in two games.

From 2017-18, Cruz played Independent League baseball in York of the Atlantic League and participated in the Dominican Winter League for Toros del Este.

Cruz, 27, is one of the youngest coaches in the Cardinals organization, and resides in Cotui, Dominican Republic in the off-season.



BILL VILLANUEVA

PITCHING COACH

Villanueva returns for his sixth season as pitching coach of the Dominican Summer League Cardinals, serving the last five seasons with the DSL Blue team. He coached in Johnson City (R) for the 2015 season, and previously served in the same capacity for the DSL Cardinals from 2008-14. Villanueva joined the Cardinals organization in 2005. After serving as an assistant pitching instructor at the Cardinals' complex in Jupiter, Fla., in 2008, he returned to coaching in 2009.

The 2019 DSL Cardinals Blue issued 233 walks (3.6 per game), the 5th-fewest among the 45 teams in the league. Villanueva was the pitching coach when current St. Louis Cardinals pitcher Carlos Martinez won the 2010 Dominican Summer League ERA title with a 0.76 ERA.

A former right-handed pitcher, Villanueva signed with the Marlins in 1995 and pitched six seasons in their minor league system. Overall, Villanueva was 14-28 with a 3.95 ERA in 77 career minor league games (61 starts). Villanueva also played for the Tigres de Licey from 1998-2001 in the Caribbean Baseball Series.

The 42-year-old is a native of Santo Domingo, Dominican Republic.



CARDINALS FIRST-ROUND PICKS IN AMATEUR DRAFT

JUNE DRAFT

Year	Player	Position	Order In Draft
1965	Joe DiFabio	RHP	20
1966	Leron Lee	INF/OF	7
1967	Ted Simmons	C/OF	10
1968	James Hairston	OF	19
1969	Charles Minnett	LHP	20
1970	Jim Browning	RHP/SS	11
1971	Ed Kurpiel	1B/OF	8
1972	Dan Larson	P	21
1973	Joe Edelen	3B	12
1974	Garry Templeton	SS	13
1975	David Johnson	P	16
1976	Leon Durham	1B	15
1977	Terry Kennedy	C	6
1978	Robert Hicks	1B	15
1979	Andy Van Slyke	OF	6
1980	Don Collins	RHP	15
1981	Bobby Meacham	SS	8
1982	Todd Worrell	RHP	21
1983	Jim Lindeman	3B	24
1984	Mike Dunne	RHP	7
1985	Joe Magrane	LHP	18
1986	Luis Alicea	2B	23
1987	Cris Carpenter	RHP	14
1988	John Ericks	RHP	22
	Brad DuVall	RHP	23
1989	Paul Coleman	OF	6
1990	Donovan Osborne	LHP	13
	Aaron Holbert	SS	18
1991	Dmitri Young	3B	4
	Allen Watson	LHP	21
	Brian Barber	RHP	22
1992	Sean Lowe	RHP	15
1993	Alan Benes	RHP	16
1994	Bret Wagner	LHP	19
1995	Matt Morris	RHP	12
1996	Braden Looper	RHP	3
1997	Adam Kennedy	SS	20
1998	J.D. Drew	OF	5
1999	Chance Cagle	RHP	30
2000	Shaun Boyd	OF	13
	Blake Williams	RHP	24
2001	Justin Pope	RHP	28
2002	No Selection	---	---
2003	Daric Barton	C	28
2004	Chris Lambert	RHP	19
2005	Colby Rasmus	OF	28
	Tyler Greene	SS	30

JUNE DRAFT (CONTINUED)

Year	Player	Position	Order In Draft
2006	Adam Ottavino	RHP	30
2007	Peter Kozma	SS	18
2008	Brett Wallace	3B	13
2009	Shelby Miller	RHP	19
2010	Zack Cox	3B	22
2011	Kolten Wong	2B	22
2012	Michael Wacha	RHP	19
	James Ramsey	CF	23
2013	Marco Gonzales	LHP	19
	Rob Kaminsky	LHP	28
2014	Luke Weaver	RHP	27
	Jack Flaherty	RHP	34
2015	Nick Plummer	OF	23
2016	Delvin Perez	SS	23
	Dylan Carlson	OF	33
	Dakota Hudson	RHP	34
2017	No Selection	---	---
2018	Nolan Gorman	3B	19
	Griffin Roberts	RHP	43
2019	Zack Thompson	LHP	19
2020	Jordan Walker	3B	21

JANUARY DRAFT

Year	Player	Position	Order In Draft
1966	Henry Urbanowica	1B	8
1967	Fred Grooms	RHP	9
1968	Mike Maselbas	RHP	20
1969	Al Hrabosky	LHP	19
1970	Don Reed	RHP	12
1971	Robert Gerdes	P	22
1972	Randal Rasmussen	SS	6
1973	Larry Storti	2B	11
1974	John Urrea	RHP	14
1975	Terry Gray	P	15
1976	Fulvio Bertolotti	C	16
1977	Curtis Reade	RHP	5
1978	Mike Gentry	RHP	16
1979	Bob Ferris	1B	5
1980	Ken Spears	OF	16
1981	Brad Luther	SS	7
1982	Tom Mauch	OF	22
1983	Jeff Perry	RHP	23
1984	Jeff Blauser	SS	8
1985	Chris Lee	RHP	17
1986	Charles Barrs	SS	24

Note: The January draft was discontinued in 1987.

CARDINALS 2020 DRAFT PICKS

Rd.	Player	Pos.	Order	Rd.	Player	Pos.	Order	Rd.	Player	Pos.	Order
1.	Jordan Walker	3B	21	2C.	Alec Burlison	OF	70	5.	LJ Jones IV	OF	152
2.	Masyn Winn	SS/RHP	54	3.	Levi Prater	LHP	93				
CBB.	Tink Hence	RHP	63	4.	Ian Bedell	RHP	122				

Bold = Players signed



THE GEORGE KISSELL AWARD

Presented by the Cardinals to the person who exhibits excellence in player development. Beginning in 2008, winners were selected by a poll of Cardinals minor league field staff.



GEORGE KISSELL
1920 - 2008

Year	Winner	Position
2019	Tony Ferreira	Manager, Player Development
2018	Gary LaRocque	Director of Player Development
2017	Stubby Clapp	Memphis Redbirds (AAA) Manager
2016	Steve Turco	Gulf Coast League Cardinals (R) Manager
2015	Randy Niemann	Palm Beach Cardinals (A) Pitching Coach
2014	Derrick May	Minor League Hitting Coordinator
2013	Oliver Marmol	State College Splikes (A) Manager
2012	Bryan Eversgerd	Springfield Cardinals (AA) Pitching Coach
2011	Steve Turco	Gulf Coast League Cardinals (R) Manager
2010	Mike Schildt	Johnson City Cardinals (A) Manager
2009	Chris Maloney	Memphis Redbirds (AAA) Manager
2008	Mark DeJohn	Batavia Muckdogs (A) Manager
2007	Dan Radison	Minor League Hitting Instructor
2006	Chris Maloney	Springfield Cardinals (AA) Manager
2005	Ron "Pop" Warner	Palm Beach Cardinals (A) Manager
2004	Blaise Ilsley	Tennessee Smokies (AA) Pitching Coach
2003	Mark DeJohn	Tennessee Smokies (AA) Manager
2002	Danny Sheaffer	Peoria Chiefs (A) Manager
2001	Dyar Miller	Memphis Redbirds (AAA) Pitching Coach
2000	Gaylen Pitts	Memphis Redbirds (AAA) Manager
1999	Mark Riggins	Minor League Pitching Coordinator
1998	Joe Pettini	Minor League Field Coordinator
1997	Mark O'Neal	Louisville Redbirds (AAA) Athletic Trainer
1996	Bo Milliken	Minor League Pitching Instructor
1995	George Kissell	Senior Field Coordinator

ORGANIZATIONAL AWARD WINNERS

PLAYER OF THE YEAR

YEAR	NAME	TEAM(S)
1995	Mike Gulan, 3B	Louisville/Arkansas
1996	Dmitri Young, INF	Louisville
1997	Brent Butler, INF	Peoria
1998	Pablo Ozuna, INF	Peoria
1999	Adam Kennedy, INF	Memphis
2000	Albert Pujols, 3B	Peoria/Potomac
2001	Covelli Crisp, OF	Potomac
2002	John Gall, 1B	New Haven
2003	John Gall, 1B	Tennessee/Memphis
2004	Reid Gorecki, OF	Palm Beach/Tenn.
2005	Travis Hanson, 3B	Springfield
2006	Colby Rasmus, OF	Quad Cities/Palm Beach
2007	Colby Rasmus, OF	Springfield
2008	Daryl Jones, OF	Palm Beach/Springfield
2009	Allen Craig, OF	Memphis
2010	Matt Carpenter, 3B	Palm Beach/Springfield
2011	Matt Adams, 1B	Springfield
2012	Oscar Tavares, OF	Springfield
2013	Koltan Wong, 2B	Memphis
2014	Magneuris Sierra, OF	GCL Cardinals
2015	Stephen Piscotty, OF	Memphis
2016	Carson Kelly, C	Spfld./Mem./St. Louis
2017	Harrison Bader, OF	Memphis/St. Louis
2018	Tyler O'Neill, OF	Memphis/St. Louis
2019	Dylan Carlson, OF	Memphis/Springfield

PITCHER OF THE YEAR

YEAR	NAME	TEAM(S)
1995	Mike Busby, RHP	Louisville/Arkansas
1996	Britt Reames, RHP	Peoria
1997	Cliff Politte, RHP	Prince Wm./Arkansas
1998	Rick Ankiel, LHP	Peoria/Prince Wm.
1999	Rick Ankiel, LHP	Arkansas/Memphis
2000	Bud Smith, LHP	Arkansas/Memphis
2001	Jimmy Journell, RHP	Potomac/New Haven
2002	Tyler Johnson, LHP	Peoria
2003	Dan Haren, RHP	Tennessee/Memphis
2004	Anthony Reyes, RHP	Palm Beach/Tenn.
2005	Mark Worrell, RHP	Palm Beach
2006	Blake Hawksworth, RHP	Palm Beach/Springfield
2007	P.J. Walters, RHP	QC/Palm Beach/Spfd.
2008	Jess Todd, RHP	PB/Spfd./Mem.
2009	Lance Lynn, RHP	PB/Spfd./Mem.
2010	Shelby Miller, RHP	Quad Cities
2011	Shelby Miller, RHP	Palm Beach/Springfield
2012	Seth Maness, RHP	Palm Beach/Springfield
2013	Zach Petrick, RHP	Peoria/PB/Spfd.
2014	Marco Gonzales, LHP	PB/Spfd./Mem./St. Louis
2015*	Austin Gomber, LHP	Peoria
	Alex Reyes, RHP	Palm Beach/GCL/Spfld.
2016	Luke Weaver, RHP	Spfd./Mem./St. Louis
2017	Jack Flaherty, RHP	Memphis/St. Louis
2018	Dakota Hudson, RHP	Memphis/St. Louis
2019	Angel Rondon, RHP	Palm Beach/Springfield

* Co-winners



2021 MINOR LEAGUE PLAYERS

AKER, Cole D.**RHP**

Height - 6'1 **Bats** - R **Born** - 9/18/1996 at Memphis, TN
Weight - 196 **Throws** - R **Resides** - Kernersville, NC

SCHOOL - University of Tampa

HOW OBTAINED - Cardinals 18th round selection (543rd overall) in the June, 2018 First-Year Player Draft

CAREER NOTES - 2020: Participated in early workouts and seminars as part of the Cardinals two-week Instructional Camp in January. **2018:** Ranked 2nd Toughest to HR Off among Cardinals minor league pitchers (221 TBF/0 HR).

COLLEGE: Played two seasons (2016-17) at the University of North Carolina before transferring to Tampa.

MISC: His father Matt Aker played collegiate baseball at the University of Mississippi and his grandfather Jack Aker played 11 years in Major League Baseball from 1964-74 (Kansas City Athletics, Oakland Athletics, Seattle Pilots, Yankees, Cubs, Braves and Mets).

YR	CLUB	LG	W-L	ERA	G	GS	CG	SHO	SV	IP	H	R	ER	HR	HB	BB	SO	WP	BK
18	GCL Cardinals	GCL	3-0	4.15	6	1	0	0	0	17.1	18	10	8	0	0	8	14	6	1
	Johnston City	Appy	3-2	4.36	7	7	0	0	0	33.0	30	22	16	0	4	16	33	8	2
19	Peoria	Mid	0-3	6.17	20	8	0	0	3	46.2	31	37	32	6	6	46	61	3	1
	Palm Beach	FSL	1-1	2.91	19	0	0	0	1	21.2	15	10	7	1	1	7	18	1	1
20	DID NOT PLAY -- NO MiLB SEASON																		
Minor League Totals			7-6	4.78	52	16	0	0	4	118.2	94	79	63	7	11	77	126	18	5

ALMONTE, Marlyn**RHP**

Height - 6'2 **Bats** - R **Born** - 11/09/2002 at Santo Domingo, Dominican Republic
Weight - 174 **Throws** - R **Resides** - Santo Domingo, Dominican Republic

HOW OBTAINED - Signed by the Cardinals as an International free agent on 9/3/2019

YR	CLUB	LG	W-L	ERA	G	GS	CG	SHO	SV	IP	H	R	ER	HR	HB	BB	SO	WP	BK
20	DID NOT PLAY -- NO MiLB SEASON																		

ANDUJAR, Luis G.**UTL**

Height - 6'1 **Bats** - R **Born** - 1/19/2000 at Azua, Dominican Republic
Weight - 175 **Throws** - R **Resides** - Azua, Dominican Republic

HOW OBTAINED - Signed by the Cardinals as an International free agent on 9/1/2017

CAREER NOTES - 2019: Ranked among Cardinals minor leaguers in batting (.321, 3rd), on-base percentage (.411, 5th) and OPS (.843, 9th)...collected 5 RBI vs. DSL Brewers (7/22).

YR	CLUB	LG	AVG	G	AB	R	H	2B	3B	HR	RBI	SH	SF	HP	BB	SO	SB	CS	SLG	OBP	E
18	DSL Cardinals	DSL	.248	43	133	19	33	6	1	1	20	0	0	2	12	35	6	0	.331	.320	6
19	DSL Cardinals	DSL	.321	60	215	37	69	15	3	1	47	1	6	4	33	47	12	6	.433	.411	9
20	DID NOT PLAY -- NO MiLB SEASON																				
Minor League Totals			.293	103	348	56	102	21	4	2	67	1	6	6	45	82	18	6	.394	.378	15

ARCIA, Carlos**INF**

Height - 5'7 **Bats** - S **Born** - 5/4/2002 at Chivacoa, Venezuela
Weight - 150 **Throws** - R **Resides** - Chivacoa, Venezuela

HOW OBTAINED - Signed by the Cardinals as an International free agent on 4/17/2019

YR	CLUB	LG	AVG	G	AB	R	H	2B	3B	HR	RBI	SH	SF	HP	BB	SO	SB	CS	SLG	OBP	E
19	DSL Cardinals	DSL	.226	36	115	26	26	2	0	1	13	1	1	3	25	35	7	2	.270	.375	7
20	DID NOT PLAY -- NO MiLB SEASON																				
Minor League Totals			.226	36	115	26	26	2	0	1	13	1	1	3	25	35	7	2	.270	.375	7

ARIAS, Benjamin**RHP**

Height - 6'5 **Bats** - R **Born** - 11/05/2001 at San Cristobal, Dominican Republic
Weight - 213 **Throws** - R **Resides** - San Cristobal, Dominican Republic

HOW OBTAINED - Signed by the Cardinals as an International free agent, 1/26/2019

YR	CLUB	LG	W-L	ERA	G	GS	CG	SHO	SV	IP	H	R	ER	HR	HB	BB	SO	WP	BK
19	DSL Cardinals	DSL	1-2	8.39	18	0	0	0	0	24.2	38	30	23	1	5	19	22	13	0
20	DID NOT PLAY -- NO MiLB SEASON																		
Minor League Totals			1-2	8.39	18	0	0	0	0	24.2	38	30	23	1	5	19	22	13	0

**ASCANIO, Rayder A.****INF****Height** - 6'1 **Bats** - S **Born** - 3/17/1996 at Mariara, Carabobo, Venezuela**Weight** - 202 **Throws** - R **Resides** - Mariara, Carabobo, Venezuela**HOW OBTAINED** - Acquired by the Cardinals from the Mariners in exchange for RHP Mike Leake, cash considerations, and international cap space, 8/30/2017**CAREER NOTES** - **2018:** Batted .172 (5-29) in eight Midwest League playoff games with two doubles. **2016:** Recorded 32 multi-hit games, including nine season-high 3-hit games with Clinton (A)...batted .290 (9-31) with two doubles, a triple and six RBI in the Midwest League playoffs. **2015:** Spent majority of season with Bakersfield, but also appeared in six games with Clinton (5/21-6/1)...played with Tigres de Aragua in the Venezuelan Winter League following the season. **2014:** ranked T2nd Arizona League in games played (51)...appeared in 4 games with the Tigres de Aragua in the Venezuelan Winter League.

YR	CLUB	LG	AVG	G	AB	R	H	2B	3B	HR	RBI	SH	SF	HP	BB	SO	SB	CS	SLG	OBP	E
13	VSL Mariners	VSL	.266	50	143	28	38	9	3	3	18	1	1	3	23	33	3	3	.434	.376	12
14	VSL Mariners	VSL	.133	5	15	1	2	0	0	0	0	0	0	0	1	3	0	0	.133	.321	0
	AZL Mariners	AZL	.248	51	145	28	36	9	0	0	15	1	3	2	25	46	5	3	.310	.360	13
15	Bakersfield	Cal	.229	77	297	28	68	12	1	1	30	1	4	1	19	70	6	2	.286	.560	17
	Clinton	Mid	.292	6	24	6	7	1	0	0	2	1	0	0	6	3	0	1	.333	.433	2
16	Clinton	Mid	.257	125	456	61	117	15	3	2	49	12	6	2	54	101	10	14	.316	.334	23
17	Clinton	Mid	.220	42	150	23	33	9	0	5	20	4	2	0	17	44	9	4	.380	.296	10
	Tacoma	PCL	.000	3	9	0	0	0	0	0	0	0	0	0	0	1	0	0	.000	.000	1
	Modesto	Cal	.223	66	233	25	52	16	1	4	24	5	2	2	26	40	3	4	.352	.304	8
	Palm Beach	FSL	.091	3	11	2	1	0	0	0	1	0	0	0	2	4	0	0	.091	.231	0
18	Peoria	Mid	.246	66	236	27	58	6	0	4	18	0	1	3	19	36	3	5	.322	.309	11
19	Springfield	Tex	.270	76	267	35	72	17	0	6	40	0	1	5	19	54	3	2	.401	.329	4
	Palm Beach	FSL	.259	31	85	11	22	4	0	0	9	1	4	0	12	21	0	0	.306	.347	4

20 DID NOT PLAY -- NO MiLB SEASON

Minor League Totals .244 601 2071 275 506 98 8 25 226 29 21 18 223 456 42 38 .336 .320 97

AVELINO, Rodard**RHP****Height** - 6'1 **Bats** - R **Born** - 6/3/1999 at Villa Altigracia, Dominican Republic**Weight** - 217 **Throws** - R **Resides** - Villa Altigracia, Dominican Republic**HOW OBTAINED** - Signed by the Cardinals as an International free agent on 7/2/2016.**CAREER NOTES** - **2019:** Participated in early workouts and seminars as part of the Cardinals Spring Training Early Program (S.T.E.P.)

YR	CLUB	LG	W-L	ERA	G	GS	CG	SHO	SV	IP	H	R	ER	HR	HB	BB	SO	WP	BK
17	DSL Cardinals	DSL	1-1	10.47	14	0	0	0	1	16.1	22	21	19	1	3	18	15	8	2
18	DSL Cardinals	DSL	0-1	11.74	17	0	0	0	0	15.1	12	21	20	0	4	34	23	13	0
	GCL Cardinals	GCL	1-0	5.87	8	0	0	0	0	7.2	6	9	5	0	3	12	7	2	0
19	Peoria	Mid	0-3	22.09	9	0	0	0	0	7.1	7	22	18	0	2	25	8	4	0
	State College	NYP	0-0	8.31	5	0	0	0	0	4.1	3	5	4	0	2	10	7	1	0

20 DID NOT PLAY -- NO MiLB SEASON

Minor League Totals 2-5 11.65 53 0 0 0 1 51.0 50 78 66 1 13 99 60 28 2

AVENDANO, Christian A.**OF****Height** - 6'0 **Bats** - R **Born** - 9/4/2003 at Maracay, Venezuela**Weight** - 168 **Throws** - R **Resides** - Maracay, Venezuela**HOW OBTAINED** - Signed by the Cardinals as an International free agent on 1/15/2021.

YR	CLUB	LG	AVG	G	AB	R	H	2B	3B	HR	RBI	SH	SF	HP	BB	SO	SB	CS	SLG	OBP	E
----	------	----	-----	---	----	---	---	----	----	----	-----	----	----	----	----	----	----	----	-----	-----	---

2021 WILL BE HIS FIRST PROFESSIONAL SEASON

**BAIRD, Benjamin (Ben)**

INF

Height - 6'3 **Bats** - R **Born** - 1/7/1998 at Agoura Hills, CA**Weight** - 190 **Throws** - R **Resides** - Agoura Hills, CA**SCHOOL** - University of Washington**HOW OBTAINED** - Cardinals' 34th round selection (1,025th overall) in the June, 2019 First-Year Player Draft**CAREER NOTES - MISC:** Was previously drafted by the Cleveland Indians in the 20th round (602nd overall) of the 2016 MLB Draft, but did not sign...his father Dave played as a wide receiver at Lafayette College and signed professionally with the Philadelphia Eagles.

YR	CLUB	LG	AVG	G	AB	R	H	2B	3B	HR	RBI	SH	SF	HP	BB	SO	SB	CS	SLG	OBP	E
19	Johnson City	Appy	.091	16	44	6	4	0	0	0	1	1	0	1	4	22	1	0	.091	.184	3
20	DID NOT PLAY -- NO MiLB SEASON																				
Minor League Totals			.091	16	44	6	4	0	0	0	1	1	0	1	4	22	1	0	.091	.184	3

BEDELL, Ian M.

RHP

Height - 6'2 **Bats** - R **Born** - 9/5/1999 at Davenport, IA**Weight** - 198 **Throws** - R **Resides** - Davenport, IA**SCHOOL** - University of Missouri**HOW OBTAINED** - Cardinals' 4th round selection (122nd overall) in the June, 2020 First-Year Player Draft**CAREER NOTES - COLLEGE:** Pitched for the Wareham Gateman in the 2019 Cape Cod League and was 4-0 with an 0.58 ERA over six starts pitching 30.1 innings with 36 strikeouts...was the starting pitcher for the West All-Star Team...named 3rd team All-American for D1Baseball.com and Perfect Game/Rawlings.

YR	CLUB	LG	W-L	ERA	G	GS	CG	SHO	SV	IP	H	R	ER	HR	HB	BB	SO	WP	BK
20	DID NOT PLAY -- NO MiLB SEASON																		

BELTRE, Alexander

LHP

Height - 6'1 **Bats** - L **Born** - 11/05/2002 at Sur, Dominican Republic**Weight** - 160 **Throws** - L **Resides** - Sur, Dominican Republic**HOW OBTAINED** - Signed by the Cardinals as an International free agent on 7/2/2019

YR	CLUB	LG	W-L	ERA	G	GS	CG	SHO	SV	IP	H	R	ER	HR	HB	BB	SO	WP	BK
20	DID NOT PLAY -- NO MiLB SEASON																		

BERNAL, Leonardo A.

C

Height - 6'0 **Bats** - S **Born** - 2/13/2004 at Panama City, Panama**Weight** - 200 **Throws** - R **Resides** - Panama City, Panama**HOW OBTAINED** - Signed by the Cardinals as an International free agent on 1/15/2021.**CAREER NOTES** - Helped lead Panama to the 2018 Under-15 World Cup Silver Medal.

YR	CLUB	LG	AVG	G	AB	R	H	2B	3B	HR	RBI	SH	SF	HP	BB	SO	SB	CS	SLG	OBP	E
2021 WILL BE HIS FIRST PROFESSIONAL SEASON																					

BLACK, Grant B.

RHP

Height - 6'5 **Bats** - R **Born** - 7/21/1994 at Newport, AR**Weight** - 230 **Throws** - R **Resides** - Newport, AR**SCHOOL** - University of Arkansas at Monticello**HOW OBTAINED** - Signed as a minor league free agent, 2/1/2020.**CAREER NOTES - 2019:** Ranked 8th in the Frontier League with nine saves.

YR	CLUB	LG	W-L	ERA	G	GS	CG	SHO	SV	IP	H	R	ER	HR	HB	BB	SO	WP	BK		
18	Gateway	Front	1-4	4.38	35	0	0	0	7	49.1	49	30	24	7	2	21	63	5	0		
19	Gateway	Front	1-6	2.41	51	0	0	0	9	52.1	36	21	14	3	1	16	65	4	0		
	New Britain	Atlantic	1-1	4.63	12	0	0	0	1	11.2	16	7	6	1	1	4	13	0	0		
20	DID NOT PLAY -- NO MiLB SEASON																				
Independent League Totals			3-11	3.49	98	0	0	0	17	113.1	101	58	44	11	4	41	141	9	0		



BLANCO, Fabian E.

LHP

Height - 6'0 Bats - L Born - 12/22/1997 at Pueblo Nuevo, Venezuela
 Weight - 205 Throws - L Resides - Punto Fijo, Venezuela

HOW OBTAINED - Signed by the Cardinals as an International free agent, 8/6/2014

CAREER NOTES - 2018: Ranked 4th in the Midwest League with 44 appearances...ranked T-6th among Cardinals minor league pitchers in saves (8) and appearances (44). **2017:** Ranked T3rd in the Appalachian League with 20 appearances and four Holds..ranked 4th among Appy League relief pitchers with 11.12 strikeouts/9 IP. **2016:** Led the Dominican Summer League in lowest opponent BA (.112) for relief pitchers and strikeouts/9 IP (13.81)...ranked 8th among Cardinals minor league pitchers with eight saves. **2015:** Tied for the DSL Cardinals lead with two saves...made 11 relief appearances of 2.0 innings or more.

PRONUNCIATION: fay-bee-ahn

YR	CLUB	LG	W-L	ERA	G	GS	CG	SHO	SV	IP	H	R	ER	HR	HB	BB	SO	WP	BK
15	DSL Cardinals	DSL	2-2	5.55	22	0	0	0	2	35.2	39	23	22	1	10	21	33	7	1
16	DSL Cardinals	DSL	4-2	2.15	21	0	0	0	8	29.1	11	8	7	1	1	17	45	9	2
17	Johnson City	Appy	0-2	2.91	20	0	0	0	5	34.0	38	18	11	3	1	12	42	1	1
18	Peoria	Mid	2-1	4.33	44	0	0	0	8	54.0	50	29	26	1	4	26	54	5	2
19	State College	NYP	3-1	2.48	22	0	0	0	3	32.2	27	10	9	1	1	10	40	1	0
	Peoria	Mid	2-1	7.65	17	0	0	0	0	20.0	23	17	17	1	3	19	22	8	1
20	DID NOT PLAY -- NO MiLB SEASON																		
Minor League Totals			13-9	4.03	146	0	0	0	26	205.2	188	105	92	8	20	105	236	31	7

BOLIVAR, Javier E

SS

Height - 6'2 Bats - R Born - 12/19/2002 at Anzoategui, Venezuela
 Weight - 176 Throws - R Resides - Anzoategui, Venezuela

HOW OBTAINED - Signed by the Cardinals as an International free agent on 7/2/2019

YR	CLUB	LG	AVG	G	AB	R	H	2B	3B	HR	RBI	SH	SF	HP	BB	SO	SB	CS	SLG	OBP	E
20	DID NOT PLAY -- NO MiLB SEASON																				

BOSIOKOVIC, Jacob

RHP

Height - 6'5 Bats - R Born - 12/21/1993 at Delaware, OH
 Weight - 240 Throws - R Resides - Delaware, OH

HOW OBTAINED - Acquired via minor league Rule 5 from the Colorado Rockies on 12/12/2019

CAREER NOTES - 2020: Participated in early workouts and seminars as part of the Cardinals two-week Instructional Camp in January. **2019:** Converted from a first baseman to pitcher. **2017:** Ranked T8th in the South Atlantic League in home runs (15). **2016:** Northwest League Mid-Season and Post-Season All-Star...Northwest League Player of the Week (6/27-7/3).

YR	CLUB	LG	AVG	G	AB	R	H	2B	3B	HR	RBI	SH	SF	HP	BB	SO	SB	CS	SLG	OBP	E
16	Boise	NORW	.274	68	248	36	68	20	2	4	27	1	1	6	37	98	17	3	.419	.380	13
17	Asheville	SAL	.246	95	341	48	84	24	3	15	54	1	3	15	12	145	16	8	.466	.299	11
18	Lancaster	CAL	.159	42	151	12	24	1	0	4	17	1	1	6	12	66	6	3	.245	.245	2
19	Asheville	SAL	.500	34	2	2	1	0	0	0	0	0	0	0	0	1	0	0	.500	.500	0
20	DID NOT PLAY -- NO MiLB SEASON																				
Minor League Totals			.239	239	742	98	177	45	5	23	98	3	5	27	61	310	39	14	.406	.317	26

YR	CLUB	LG	W-L	ERA	G	GS	CG	SHO	SV	IP	H	R	ER	HR	HB	BB	SO	WP	BK
19	Asheville	SAL	2-1	4.54	33	0	0	0	1	41.2	38	24	21	3	2	16	42	5	0
20	DID NOT PLAY -- NO MiLB SEASON																		
Minor League Totals			2-1	4.54	33	0	0	0	1	41.2	38	24	21	3	2	16	42	5	0

BRAZOBAN, Fernando

OF

Height - 6'0 Bats - R Born - 4/11/2002 at Cotui, Dominican Republic
 Weight - 178 Throws - R Resides - Cotui, Dominican Republic

HOW OBTAINED - Signed by the Cardinals as an International free agent on 1/9/2019

YR	CLUB	LG	AVG	G	AB	R	H	2B	3B	HR	RBI	SH	SF	HP	BB	SO	SB	CS	SLG	OBP	E
19	DSL Cardinals	DSL	.217	55	180	30	39	7	4	3	37	2	3	9	31	46	8	0	.350	.354	5
20	DID NOT PLAY -- NO MiLB SEASON																				
Minor League Totals			.217	55	180	30	39	7	4	3	37	2	3	9	31	46	8	0	.350	.354	5

MINOR LEAGUE PLAYERS

**BRETTEL, Mike****Height** - 6'3 **Bats** - R **Born** - 7/13/1997 at Fonthill, Ontario, Canada**Weight** - 218 **Throws** - R **Resides** - Fonthill, Ontario, Canada**SCHOOL** - Central Michigan University**HOW OBTAINED** - Cardinals' 15th round selection (493rd overall) in the June 2018 First-Year Player Draft

YR	CLUB	LG	W-L	ERA	G	GS	CG	SHO	SV	IP	H	R	ER	HR	HB	BB	SO	WP	BK
18	Johnson City	Appy	1-3	8.78	17	4	0	0	1	27.2	44	28	27	4	4	9	29	7	0
19	Peoria	Mid	5-10	5.76	26	21	0	0	1	120.1	151	89	77	13	3	47	79	9	0
20	DID NOT PLAY -- NO MiLB SEASON																		
Minor League Totals			6-13	6.32	43	25	0	0	1	148.0	195	117	104	17	7	56	108	16	0

RHP**BURLESON, Alec M.****Height** - 6'2 **Bats** - L **Born** - 11/25/1998 at Charlotte, NC**Weight** - 210 **Throws** - L **Resides** - Denver, NC**SCHOOL** - East Carolina University**HOW OBTAINED** - Cardinals' 2nd round Comp. Round selection (70th overall) in the June, 2020 First-Year Player Draft

CAREER NOTES - COLLEGE: Played outfield and pitched at East Carolina posting a batting mark of .341 with 12 HR and 91 RBI over 116 games in his career in the field and 13-5 with a 3.47 ERA in 137.2 innings pitched (139 strikeouts) and nine saves on the mound...2020 First Team Preseason All-American Utility Player by Collegiate Baseball...played for the 2019 Collegiate National Team, helping Team USA and received the USA Baseball International Performance-of-the-Year award for his walk-off home run against Japan...also played for the Bourne Braves in the 2019 Cape Cod League...named Most Outstanding Player (.383, 10 HR, 44 RBI) of the Cal Ripken League for the Bethesda Big Train during the summer of 2018 academically sound as a First Team CoSIDA Academic All-American and a seven-time East Carolina Director of Athletics Honor Roll Member.

PREP: Earned five high school letters (4 baseball, 1 basketball)...three-time North Carolina 2A All-State Team (2015-17)...struck out only eight times of his final three years of playing high school baseball.

YR	CLUB	LG	AVG	G	AB	R	H	2B	3B	HR	RBI	SH	SF	HP	BB	SO	SB	CS	SLG	OBP	E
20	DID NOT PLAY -- NO MiLB SEASON																				

OF**BURNS, Jake****Height** - 5'11 **Bats** - L **Born** - 02/13/2002 at Sylvania Waters, Australia**Weight** - 200 **Throws** - R **Resides** - Sylvania Waters, Australia**HOW OBTAINED** - Signed by the Cardinals as an International free agent on 9/25/2019.

CAREER NOTES - Misc: Played for Australia in the 2015 Little League World Series. Hit two home runs in the tournament, against Venezuela and the Dominican Republic. Pitched 4.1 innings of one-hit ball with 10 strikeouts vs. the Dominican Republic in a 3-0 win.

YR	CLUB	LG	AVG	G	AB	R	H	2B	3B	HR	RBI	SH	SF	HP	BB	SO	SB	CS	SLG	OBP	E
20	DID NOT PLAY -- NO MiLB SEASON																				

C**CABRERA, Romtres J.****Height** - 6'0 **Bats** - R **Born** - 9/13/2003 at San Pedro de Macoris, Dominican Republic**Weight** - 182 **Throws** - R **Resides** - San Pedro de Macoris, Dominican Republic**HOW OBTAINED** - Signed by the Cardinals as an International free agent on 1/15/2021.

YR	CLUB	LG	AVG	G	AB	R	H	2B	3B	HR	RBI	SH	SF	HP	BB	SO	SB	CS	SLG	OBP	E
2021 WILL BE HIS FIRST PROFESSIONAL SEASON																					

OF**CALDERON, Augusto****Height** - 6'0 **Bats** - R **Born** - 10/6/2000 at San Pedro de Macoris, Dominican Republic**Weight** - 208 **Throws** - R **Resides** - San Pedro de Macoris, Dominican Republic**HOW OBTAINED** - Signed by the Cardinals as an International free agent, 4/25/2018

YR	CLUB	LG	W-L	ERA	G	GS	CG	SHO	SV	IP	H	R	ER	HR	HB	BB	SO	WP	BK
18	DSL Cardinals	DSL	1-0	10.66	11	0	0	0	0	12.2	14	20	15	2	9	14	5	6	0
19	DSL Cardinals	DSL	4-4	5.54	18	0	0	0	1	26.0	24	21	16	1	6	19	34	12	1
20	DID NOT PLAY -- NO MiLB SEASON																		
Minor League Totals			5-4	7.22	29	0	0	0	1	38.2	38	41	31	3	15	33	39	18	1

RHP



CARBONARA, Santiago

OF

Height - 6'0 Bats - R Born - 9/23/2002 at Barquisimeto, Venezuela
 Weight - 191 Throws - R Resides - Barquisimeto, Venezuela

HOW OBTAINED - Signed by the Cardinals as an International free agent on 7/2/2019.

YR	CLUB	LG	AVG	G	AB	R	H	2B	3B	HR	RBI	SH	SF	HP	BB	SO	SB	CS	SLG	OBP	E
20	DID NOT PLAY -- NO MiLB SEASON																				

CARMONA, Carlos D.

OF

Height - 6'2 Bats - R Born - 7/1/2004 at Petare, Venezuela
 Weight - 190 Throws - R Resides - Petare, Venezuela

HOW OBTAINED - Signed by the Cardinals as an International free agent on 1/15/2021.

YR	CLUB	LG	AVG	G	AB	R	H	2B	3B	HR	RBI	SH	SF	HP	BB	SO	SB	CS	SLG	OBP	E
2021	WILL BE HIS FIRST PROFESSIONAL SEASON																				

CASTILLO, Moises

SS

Height - 6'1 Bats - R Born - 7/14/1999 at La Romana, DR
 Weight - 205 Throws - R Resides - La Romana, DR

HOW OBTAINED - Signed by the Cardinals as an International free agent on 7/14/2015.

CAREER NOTES - 2016: Reached base safely in 22 consecutive games from 6/22-7/21 posting a .352 on-base percentage during the streak...had a 13-game hitting streak (7/26-8/11) batting .451 (23-51) during the stretch and raising batting average from .172 to .254.

YR	CLUB	LG	AVG	G	AB	R	H	2B	3B	HR	RBI	SH	SF	HP	BB	SO	SB	CS	SLG	OBP	E
16	DSL Cardinals	DSL	.244	62	209	41	51	11	2	0	23	6	2	5	35	47	4	2	.316	.363	19
17	GCL Cardinals	GCL	.248	37	109	19	27	6	1	1	11	2	0	4	10	27	2	0	.349	.333	6
18	Peoria	Mid	.253	49	170	25	43	5	0	4	13	1	2	2	18	38	3	1	.353	.328	10
19	Palm Beach	FSL	.250	2	4	1	1	0	0	1	2	0	0	0	0	2	0	0	1.000	.250	0
	State College	NYP	.249	56	221	35	55	9	0	1	16	3	1	5	23	44	8	2	.303	.332	14
20	DID NOT PLAY -- NO MiLB SEASON																				
Minor League Totals			.248	206	713	121	177	31	3	7	65	12	5	16	86	158	17	5	.330	.340	49

CEDENO, Leandro A.

1B

Height - 6'3 Bats - R Born - 8/22/1998 at Guatire, Venezuela
 Weight - 265 Throws - R Resides - Guatire, Venezuela

HOW OBTAINED - Signed by the Cardinals as an International free agent on 8/9/2014.

CAREER NOTES - CAREER: Converted to first base during the 2017 season...threw out 27.1% (13 CS-48 SB ATT) of attempted base stealers as a catcher. 2019: Ranked T7th among Cardinals minor leaguers with 24 doubles...hit a grand slam vs. Bowling Green (5/5). 2018: Represented Venezuela in the U-21 Baseball World Cup, named All-World Team as Designated Hitter after hitting .306 with 2 HR and 10 RBIs in 9 games...Baseball America Rookie All-Star...MiLB.com Appalachian League Player of the Month (August)...ran off a 13-game hitting streak (8/17-27), the T-5th longest streak in the Appalachian League and longest of the season for Johnson City...led the Appy League in hit by pitch (11) and ranked among the league leaders in home runs (14, 2nd), batting (.336, 6th), RBI (47, 5th), hits (75, 2nd), slugging (.592, 2nd), extra base hits (28, T-2nd), runs (47, 4th), total bases (132, 2nd)...ranked among Cardinals minor league leaders in batting (.336, 4th), home runs (14, T-10th), slugging (.592, 2nd), on-base pct. (.419, 4th) and OPS (1.011, 2nd). 2016: Threw out 19.0% (4 CS-21 SB ATT) of attempted base stealers. 2015: Recorded first multi-home run game vs. DSL Mariners (8/12) with two solo shots...threw out 33.3% (9 CS-27 SB ATT) of attempted base stealers.

YR	CLUB	LG	AVG	G	AB	R	H	2B	3B	HR	RBI	SH	SF	HP	BB	SO	SB	CS	SLG	OBP	E
15	DSL Cardinals	DSL	.228	27	92	13	21	4	1	2	10	0	1	1	9	15	0	0	.359	.301	4
16	DSL Cardinals	DSL	.290	47	193	32	56	15	4	4	30	0	2	1	12	42	0	0	.472	.332	8
17	GCL Cardinals	GCL	.351	9	37	8	13	4	0	4	12	0	1	0	1	7	0	0	.784	.359	4
18	Johnson City	Appy	.336	59	223	47	75	13	1	14	47	0	2	*11	22	69	2	1	.592	.419	6
19	Peoria	Mid	.270	100	366	35	99	24	2	6	44	0	6	6	18	101	4	1	.396	.311	8
20	DID NOT PLAY -- NO MiLB SEASON																				
Minor League Totals			.290	242	911	135	264	60	8	30	143	0	12	19	62	234	6	2	.472	.344	30

MINOR LEAGUE PLAYERS

**CERVANTES, Alejandro****RHP****Height** - 6'2 **Bats** - R **Born** - 05/15/2001 at Tijuana, Mexico**Weight** - 191 **Throws** - R **Resides** - Tijuana, Mexico**HOW OBTAINED** - Signed by the Cardinals as an International free agent on 7/2/2019.

YR	CLUB	LG	W-L	ERA	G	GS	CG	SHO	SV	IP	H	R	ER	HR	HB	BB	SO	WP	BK
20	DID NOT PLAY -- NO MiLB SEASON																		

CONTRERAS, Esteban**RHP****Height** - 6'1 **Bats** - R **Born** - 4/16/2003 at San Pedro de Macoris, Dominican Republic**Weight** - 187 **Throws** - R **Resides** - San Pedro de Macoris, Dominican Republic**HOW OBTAINED** - Signed by the Cardinals as an International free agent on 1/15/2021

YR	CLUB	LG	W-L	ERA	G	GS	CG	SHO	SV	IP	H	R	ER	HR	HB	BB	SO	WP	BK
2021	WILL BE HIS FIRST PROFESSIONAL SEASON																		

CORDERO, Diego**LHP****Height** - 6'3 **Bats** - L **Born** - 9/8/1997 at Santo Domingo Centro, Dominican Republic**Weight** - 175 **Throws** - L **Resides** - Santo Domingo Centro, Dominican Republic**HOW OBTAINED** - Signed by the Cardinals as an International free agent, 7/8/2014

CAREER NOTES - PREP: Was one of nine members of the first graduating class from High School in the St. Louis Cardinals Academy in Dominican Republic in 2019. **2019:** Named a Midwest League Mid-Season All-Star...ranked among Cardinals minor league pitchers in games started (23, 10th), ERA (3.43, 7th) and innings pitched (128.2, 9th)...threw 27.0 consecutive innings without allowing an earned run (4/13-5/3). **2018:** Had the lowest walk/9 IP (1.61) in the New York-Penn League and also led the league in balks (6). **2017:** Ranked among Cardinals minor league pitchers in ERA (3.09, 10th) and Toughest to HR Off (259 AB/HR, 5th).

YR	CLUB	LG	W-L	ERA	G	GS	CG	SHO	SV	IP	H	R	ER	HR	HB	BB	SO	WP	BK
15	DSL Cardinals	DSL	0-0	3.52	12	0	0	0	0	15.1	15	9	6	1	1	3	10	3	0
16	DSL Cardinals	DSL	1-0	3.57	10	7	0	0	1	35.1	31	20	14	1	5	13	36	3	1
17	DSL Cardinals	DSL	4-4	3.09	13	11	0	0	0	67.0	70	31	23	1	3	13	49	2	0
18	GCL Cardinals	GCL	2-0	2.25	2	2	0	0	0	12.0	8	3	3	1	1	4	9	0	0
	Palm Beach	FSL	0-1	1.46	2	2	0	0	0	12.1	7	3	2	1	1	3	3	1	0
	State College	NYP	2-5	4.70	10	10	0	0	0	61.1	73	39	37	5	4	19	45	0	*6
19	Peoria	Mid	2-6	3.45	12	12	0	0	0	70.1	72	32	27	4	1	22	49	3	3
	Palm Beach	FSL	2-6	3.39	11	11	0	0	0	58.1	76	33	22	4	1	16	34	1	0
20	DID NOT PLAY -- NO MiLB SEASON																		
Minor League Totals			13-22	3.50	72	55	0	0	1	332.0	352	164	129	16	15	86	223	13	10

CORDERO, Hemerson**LHP****Height** - 6'0 **Bats** - L **Born** - 5/10/2002 at Barquisimeto, Venezuela**Weight** - 161 **Throws** - L **Resides** - Barquisimeto, Venezuela**HOW OBTAINED** - Signed by the Cardinals as an International free agent on 5/9/2019

YR	CLUB	LG	W-L	ERA	G	GS	CG	SHO	SV	IP	H	R	ER	HR	HB	BB	SO	WP	BK
19	DSL Cardinals	DSL	2-1	5.12	18	0	0	0	0	31.2	34	22	18	5	2	20	26	3	0
20	DID NOT PLAY -- NO MiLB SEASON																		
Minor League Totals			2-1	5.12	18	0	0	0	0	31.2	34	22	18	5	2	20	26	3	0

CORDOBA, Jose**OF****Height** - 5'11 **Bats** - R **Born** - 01/03/2003 at Puerto La Cruz, Venezuela**Weight** - 170 **Throws** - R **Resides** - Puerto La Cruz, Venezuela**HOW OBTAINED** - Signed by the Cardinals as an International free agent on 7/2/2019

YR	CLUB	LG	AVG	G	AB	R	H	2B	3B	HR	RBI	SH	SF	HP	BB	SO	SB	CS	SLG	OBP	E
20	DID NOT PLAY -- NO MiLB SEASON																				



CRUZ, Adanson

OF

Height - 6'2 **Bats** - R **Born** - 10/6/2000 at Puerto Plata, Dominican Republic

Weight - 192 **Throws** - R **Resides** - Puerto Plata, Dominican Republic

HOW OBTAINED - Signed by the Cardinals as an International free agent on 7/2/2017.

CAREER NOTES - PREP: was one of three members of the second graduating class from High School in the St. Louis Cardinals Academy in Dominican Republic in 2020. **2018:** Ranked 10th among Cardinals minor leaguers with a .406 on-base pct.

YR	CLUB	LG	AVG	G	AB	R	H	2B	3B	HR	RBI	SH	SF	HP	BB	SO	SB	CS	SLG	OBP	E
18	DSL Cardinals	DSL	.300	67	240	50	72	15	6	2	39	0	3	7	38	64	11	2	.438	.406	5
19	GCL Cardinals	GCL	.000	3	11	0	0	0	0	0	0	0	0	0	2	0	0	0	.000	.000	0
20	DID NOT PLAY -- NO MiLB SEASON																				
Minor League Totals			.287	70	251	50	72	15	6	2	39	0	3	7	38	66	11	2	.418	.391	5

CUELLO, Antoni

RHP

Height - 6'5 **Bats** - R **Born** - 11/7/2002 at Santo Domingo, Dominican Republic

Weight - 204 **Throws** - R **Resides** - Santo Domingo, Dominican Republic

HOW OBTAINED - Signed by the Cardinals as an International free agent on 7/2/2019.

YR	CLUB	LG	W-L	ERA	G	GS	CG	SHO	SV	IP	H	R	ER	HR	HB	BB	SO	WP	BK
20	DID NOT PLAY -- NO MiLB SEASON																		

CUENCA, Angel

RHP

Height - 6'1 **Bats** - R **Born** - 7/10/2001 at Pariaguan, Venezuela

Weight - 171 **Throws** - R **Resides** - Pariaguan, Venezuela

HOW OBTAINED - Signed by the Cardinals as an International free agent on 5/29/2018

CAREER NOTES - 2020: Participated in early workouts and seminars as part of the Cardinals two-week Instructional Camp in January...named a Dominican Summer League All-Star...led all Cardinals minor league pitchers in ERA (2.00) and opponent BA (.185), while ranking 2nd in WHIP (0.92)... ranked among the Dominican Summer League leaders in ERA (6th), WHIP (2nd), winning percentage (T3rd) and opponent BA (2nd)...did not allow a run in his first 16.0 innings of the season and held his opposition without an earned run over the first 24.0 innings.

YR	CLUB	LG	W-L	ERA	G	GS	CG	SHO	SV	IP	H	R	ER	HR	HB	BB	SO	WP	BK
18	DSL Cardinals	DSL	2-1	4.15	11	5	0	0	1	34.2	38	22	16	1	4	13	33	4	0
19	DSL Cardinals	DSL	5-1	2.00	12	12	0	0	0	63.0	40	21	14	3	2	18	60	3	0
20	DID NOT PLAY -- NO MiLB SEASON																		
Minor League Totals			7-2	2.76	24	17	0	0	1	97.2	78	43	30	4	6	31	93	7	0

CURVELO, Uriel

RHP

Height - 6'3 **Bats** - R **Born** - 9/30/2002 at La Guaira, Venezuela

Weight - 200 **Throws** - R **Resides** - La Guaira, Venezuela

HOW OBTAINED - Signed by the Cardinals as an International free agent on 7/14/2019.

YR	CLUB	LG	W-L	ERA	G	GS	CG	SHO	SV	IP	H	R	ER	HR	HB	BB	SO	WP	BK
20	DID NOT PLAY -- NO MiLB SEASON																		

DAVILA, Jose A.

RHP

Height - 6'4 **Bats** - R **Born** - 11/09/2002 at Maracaibo, Venezuela

Weight - 200 **Throws** - R **Resides** - Maracaibo, Venezuela

HOW OBTAINED - Signed by the Cardinals as a International free agent on 7/2/2019.

YR	CLUB	LG	W-L	ERA	G	GS	CG	SHO	SV	IP	H	R	ER	HR	HB	BB	SO	WP	BK
20	DID NOT PLAY -- NO MiLB SEASON																		



DALATRI, Gianluca (Luca)

RHP

Height - 6'6 Bats - R Born - 4/4/1998 at Red Bank, NJ

Weight - 250 Throws - R Resides - Wall, NJ

SCHOOL: University of North Carolina-Chapel Hill

HOW OBTAINED - Signed by the Cardinals as a non-drafted free agent on 6/16/2020.

CAREER NOTES - COLLEGE: Posted a 10-6 record with a 3.12 ERA in 28 starts at North Carolina, striking out 151 batters over 156 innings pitched...had hip surgery in 2019....earned the win against Houston in the 2018 Chapel Hill Regional... First team Freshman All-American in 2017 and 3rd team All-Atlantic Coast Conference...member of the 2017 USA Baseball Collegiate National Team during the summer. **PREP:** Ran off a 30-0 record over his final three seasons at Christian Brothers High School (N.J.) including a senior season boasting 118 strikeouts versus four walks. **MISC:** Previously drafted by the Colorado Rockies in the 40th round (1,190th overall) of the 2016 MLB Draft...his father, Rich, played professional football and coached in the NBA for 30 years as the first full-time strength and conditioning coach in the association working with the New Jersey/Brooklyn Nets and Cleveland Cavaliers...his mother, Elvy, played professional basketball in Italy and for the Italian National Team...his brother, Andrea, plays college baseball at Old Dominion University.

YR	CLUB	LG	W-L	ERA	G	GS	CG	SHO	SV	IP	H	R	ER	HR	HB	BB	SO	WP	BK
20	DID NOT PLAY -- NO MiLB SEASON																		

DAYTON, Patrick

LHP

Height - 6'0 Bats - L Born - 7/20/1995 at San Diego, CA

Weight - 183 Throws - L Resides - San Diego, CA

SCHOOL: Kent State University

HOW OBTAINED - Cardinals 25th round selection (754th Overall) in the June, 2017 First-Year Player Draft.

CAREER NOTES - 2019: Led the Florida State League in appearances (42) and ranked T9th among Cardinals minor league pitchers with 43. **2018:** Ranked among Cardinals minor league pitchers in strikeouts/9 IP (13.0, 4th), strikeout/walk ratio (4.5, 9th) and Toughest to HR Off (160 TBF/0 HR, 5th)...did not allow an earned run in his final 10 appearances of the season covering 19.0 innings...earned a win in relief during the Midwest League playoffs. **2017:** Did not allow a home run to 84 total batters faced.

YR	CLUB	LG	W-L	ERA	G	GS	CG	SHO	SV	IP	H	R	ER	HR	HB	BB	SO	WP	BK
17	GCL Cardinals	GCL	2-2	3.86	15	0	0	0	2	16.1	23	17	7	0	2	9	19	5	0
18	State College	NYP	0-0	13.50	2	0	0	0	0	2.2	6	4	4	0	0	1	3	0	0
	Peoria	Mid	0-0	0.78	20	0	0	0	2	34.2	17	6	3	0	3	11	51	2	1
19	Springfield	Tex	0-0	6.75	1	0	0	0	0	4.0	4	3	3	0	0	1	1	0	0
	Palm Beach	FSL	3-2	3.64	*42	0	0	0	4	59.1	58	28	24	4	9	17	60	3	0
20	DID NOT PLAY -- NO MiLB SEASON																		
Minor League Totals			5-4	3.15	80	0	0	0	8	117.0	118	58	41	4	14	39	134	10	1

DE JESUS, Elvin

SS

Height - 5'11 Bats - S Born - 8/29/2001 at Santo Domingo, Dominican Republic

Weight - 160 Throws - R Resides - Monte Plata, Dominican Republic

HOW OBTAINED - Signed by the Cardinals as an International free agent on 1/10/2018.

CAREER NOTES - 2019: Ranked T2nd among Cardinals minor league players with six triples and 6th with 19 stolen bases.

YR	CLUB	LG	AVG	G	AB	R	H	2B	3B	HR	RBI	SH	SF	HP	BB	SO	SB	CS	SLG	OBP	E
18	DSL Cardinals	DSL	.260	40	100	22	26	5	2	0	9	0	0	0	20	31	2	4	.350	.383	5
19	DSL Cardinals	DSL	.272	49	202	36	55	9	6	3	28	1	1	5	29	60	19	2	.421	.376	13
20	DID NOT PLAY -- NO MiLB SEASON																				
Minor League Totals			.268	89	302	58	81	14	8	3	37	1	1	5	49	91	21	6	.397	.378	18

DE LA CRUZ, Carlos

RHP

Height - 5'11 Bats - R Born - 11/14/2002 at Bonao, Dominican Republic

Weight - 167 Throws - R Resides - Bonao, Dominican Republic

HOW OBTAINED - Signed by the Cardinals as an International free agent on 1/15/2021

YR	CLUB	LG	W-L	ERA	G	GS	CG	SHO	SV	IP	H	R	ER	HR	HB	BB	SO	WP	BK
2021 WILL BE HIS FIRST PROFESSIONAL SEASON																			

**DE LA ROSA, Samil****3B****Height** - 5'8 **Bats** - R **Born** - 9/24/2003 at Santo Domingo, Dominican Republic**Weight** - 175 **Throws** - R **Resides** - Santo Domingo, Dominican Republic**HOW OBTAINED** - Signed by the Cardinals as an International free agent on 1/15/2021.

YR	CLUB	LG	AVG	G	AB	R	H	2B	3B	HR	RBI	SH	SF	HP	BB	SO	SB	CS	SLG	OBP	E
2021 WILL BE HIS FIRST PROFESSIONAL SEASON																					

DE LOS SANTOS, Joerlin N.**CF****Height** - 5'9 **Bats** - R **Born** - 9/16/2000 at Santo Domingo, Dominican Republic**Weight** - 179 **Throws** - R **Resides** - Santo Domingo, Dominican Republic**HOW OBTAINED** - Signed by the Cardinals as an International free agent on 7/2/2017.

CAREER NOTES - PREP: Was one of three members of the second graduating class from High School in the St. Louis Cardinals Academy in Dominican Republic in 2019. **2018:** Named a Dominican Summer League Post-Season All-Star... led the DSL in hits (84) and runs (66)...ranked among the DSL leaders in batting (.359, 2nd), on-base pct. (.459), total bases (117)...ranked among Cardinals minor leaguers in triples (6, T5th), slugging (.500, T-8th), on-base pct. (.459, 2nd) and OPS (.959, 3rd)...reached base safely in 28 straight games (6/7-7/16), 3rd-longest streak in the DSL with a .476 OBP...posted a season and career-high 6-hit game (6-for-6) vs. DSL Tigers (6/28).

PRONUNCIATION: JO-ehr-leen

YR	CLUB	LG	AVG	G	AB	R	H	2B	3B	HR	RBI	SH	SF	HP	BB	SO	SB	CS	SLG	OBP	E
18	DSL Cardinals	DSL	.359	64	234	*66	*84	18	6	1	28	2	1	3	41	36	30	9	.500	.359	5
19	GCL Cardinals	GCL	.167	30	72	9	12	0	0	0	2	1	1	1	9	11	2	0	.167	.432	1
20	DID NOT PLAY -- NO MiLB SEASON																				
Minor League Totals			.314	94	306	75	96	18	6	1	30	4	2	4	50	47	32	9	.422	.414	6

DEL VILLAR, Darlyn B.**SS****Height** - 6'0 **Bats** - R **Born** - 11/8/2000 at Santo Domingo, Dominican Republic**Weight** - 180 **Throws** - R **Resides** - Santo Domingo, Dominican Republic**HOW OBTAINED** - Signed by the Cardinals as an International free agent on 7/2/2017.

CAREER NOTES - PREP: Was one of three members of the second graduating class from High School in the St. Louis Cardinals Academy in Dominican Republic in 2019. **2018:** Collected an RBI in five straight games (6/11-16).

YR	CLUB	LG	AVG	G	AB	R	H	2B	3B	HR	RBI	SH	SF	HP	BB	SO	SB	CS	SLG	OBP	E
18	DSL Cardinals	DSL	.281	34	135	21	38	9	1	1	22	0	3	2	17	33	5	1	.385	.363	13
19	DSL Cardinals	DSL	.219	55	219	40	48	8	3	1	34	1	2	3	34	49	9	3	.297	.329	15
20	DID NOT PLAY -- NO MiLB SEASON																				
Minor League Totals			.243	89	354	61	86	17	4	2	56	1	5	5	51	82	14	4	.331	.342	28

DENTON, Bryce R.**OF****Height** - 6'1 **Bats** - R **Born** - 8/1/1997 at Brentwood, TN**Weight** - 200 **Throws** - R **Resides** - Brentwood, TN**SCHOOL** - Ravenwood High School**HOW OBTAINED** - Cardinals 2nd round selection (66th Overall) in the June, 2015 First-Year Player Draft.

CAREER NOTES - 2019: Hit his 2nd career grand slam vs. Cedar Rapids (6/23). **2018:** Hit a grand slam vs. Wisconsin (4/21). **2016:** Batted .450 (9-20) with a home run, five extra base hits and tied for the Johnson City team postseason high with seven RBI...hit a three-run home run in the 7th inning of the deciding championship game against Burlington (9/7)...led the Appalachian League in errors (21). **PREP:** Named Tennessee District 11-AAA Player of the Year...senior year batted .464 with 21 extra base hits and 34 RBI...on the mound was 6-0 with a 1.68 ERA and 48 strikeouts in 41.2 innings.

MISC: Signed his letter of intent to play college baseball at Vanderbilt University.

YR	CLUB	LG	AVG	G	AB	R	H	2B	3B	HR	RBI	SH	SF	HP	BB	SO	SB	CS	SLG	OBP	E
15	GCL Cardinals	GCL	.194	44	155	21	30	1	2	1	14	0	1	2	11	32	3	0	.245	.254	8
16	Johnson City	Appy	.282	54	202	34	57	7	0	4	26	0	0	3	20	37	2	1	.376	.356	*21
17	Peoria	Mid	.157	19	70	2	11	4	0	1	4	0	1	0	4	18	2	1	.257	.200	1
	State College	NYP	.268	56	213	27	57	6	3	2	21	2	2	2	17	56	2	2	.352	.325	1
18	Peoria	Mid	.258	91	329	38	85	14	1	8	34	1	1	2	23	82	4	0	.380	.310	4
	Palm Beach	FSL	.182	3	11	1	2	0	0	0	1	0	0	0	4	1	0	0	.182	.182	0
19	Peoria	Mid	.189	25	90	8	17	4	1	2	11	0	0	2	5	25	1	0	.322	.247	2
	Palm Beach	FSL	.202	52	173	13	35	7	0	1	15	0	1	1	14	60	0	0	.260	.265	4
20	DID NOT PLAY -- NO MiLB SEASON																				
Minor League Totals			.237	344	1243	144	294	43	7	19	126	3	6	12	94	314	15	4	.328	.295	41

**DIAZ, Fernando****1B****Height** - 6'3 **Bats** - L **Born** - 01/12/2002 at Ensenada, Baja California, Mexico**Weight** - 205 **Throws** - R **Resides** - Ensenada, Mexico**HOW OBTAINED** - Signed by the Cardinals as an International free agent, 3/26/2019.

YR	CLUB	LG	AVG	G	AB	R	H	2B	3B	HR	RBI	SH	SF	HP	BB	SO	SB	CS	SLG	OBP	E
19	DSL Cardinals	DSL	.270	54	200	31	54	12	0	6	30	0	2	13	23	72	1	2	.420	.378	15
20	DID NOT PLAY -- NO MiLB SEASON																				
Minor League Totals			.270	54	200	31	54	12	0	6	30	0	2	13	23	72	1	2	.420	.378	15

DIAZ, Imeldo R.**INF****Height** - 5'11 **Bats** - R **Born** - 11/2/1997 at Villa de Cura, Venezuela**Weight** - 189 **Throws** - R **Resides** - Villa de Cura, Venezuela**HOW OBTAINED** - Acquired from Red Sox with infielder Stanley Espinal in exchange for international cap space, 7/2/2017.**CAREER NOTES - 2019:** Ranked 4th among Cardinals minor leaguers with a .317 batting average.**PRONUNCIATION:** E-mell-doe

YR	CLUB	LG	AVG	G	AB	R	H	2B	3B	HR	RBI	SH	SF	HP	BB	SO	SB	CS	SLG	OBP	E
15	DSL Red Sox	DSL	.217	70	277	40	60	4	2	0	22	4	4	6	24	36	7	3	.245	.289	22
16	GCL Red Sox	GCL	.234	46	171	11	40	4	1	0	14	2	1	2	5	24	0	3	.269	.263	8
17	Lowell	NYP	.208	7	24	4	5	3	0	0	4	0	0	0	2	4	0	1	.333	.269	4
	Johnson City	Apy	.296	33	115	20	34	4	0	5	13	0	0	4	11	21	2	0	.461	.377	3
	State College	NYP	.259	7	27	2	7	0	0	0	5	0	0	0	2	3	0	1	.259	.310	1
18	State College	NYP	.174	41	138	9	24	4	0	1	3	2	0	2	2	14	0	0	.225	.197	6
19	Peoria	Mid	.316	35	136	11	43	14	0	2	23	1	2	2	4	22	0	2	.463	.340	4
	Palm Beach	FSL	.346	24	78	12	27	5	0	0	9	0	0	0	5	15	1	3	.410	.386	8
	State College	NYP	.154	3	13	3	2	0	0	0	0	0	0	0	0	3	0	0	.154	.154	0
20	DID NOT PLAY -- NO MiLB SEASON																				
Minor League Totals			.247	266	979	112	242	38	3	8	93	9	7	16	55	142	10	13	.317	.296	56

DOMINGUEZ, Yonael**RHP****Height** - 6'2 **Bats** - R **Born** - 10/24/2001 at Nagua, Dominican Republic**Weight** - 177 **Throws** - R **Resides** - Nagua, Dominican Republic**HOW OBTAINED** - Signed by the Cardinals as an International free agent, 2/11/2019

YR	CLUB	LG	W-L	ERA	G	GS	CG	SHO	SV	IP	H	R	ER	HR	HB	BB	SO	WP	BK
19	DSL Cardinals	DSL	2-1	4.46	12	7	0	0	0	40.1	38	21	20	2	6	28	38	6	0
20	DID NOT PLAY -- NO MiLB SEASON																		
Minor League Totals			2-1	4.46	12	7	0	0	0	40.1	38	21	20	2	6	28	38	6	0

DONOVAN, Brendan M.**INF****Height** - 6'1 **Bats** - L **Born** - 1/16/1997 at Wurzberg, Germany**Weight** - 199 **Throws** - R **Resides** - Madison, AL**SCHOOL** - University of South Alabama**HOW OBTAINED** - Cardinals' 7th round selection (213th overall) in the June, 2018 First-Year Player Draft.

CAREER NOTES - 2020: Participated in early workouts and seminars as part of the Cardinals two-week Instructional Camp in January... **2019:** Named Midwest League Hitter of the Week (7/15-21) and MiLB.com Midwest League Player of the Month... ranked among Midwest League leaders in runs (70, 7th), on-base pct. (.377, 7th), walks (63, 6th), OPS (.783, 6th) and doubles (26, T7th)...ranked among Cardinals minor league leaders in runs (70, T4th), hits (108, T9th), doubles (27, 5th) and walks (64, 3rd).

COLLEGE: Named Sun Belt Conference Tournament Most Outstanding Player in 2017, batting .438 with a tournament clinching walk-off single in the 10th inning giving the Jaguars their first conference tournament title since 2005 when former Cardinals World Series MVP David Freese was a member of the squad.

YR	CLUB	LG	AVG	G	AB	R	H	2B	3B	HR	RBI	SH	SF	HP	BB	SO	SB	CS	SLG	OBP	E
18	State College	NYP	.188	4	16	2	3	1	1	0	2	0	1	0	1	7	0	0	.375	.222	0
19	Peoria	Mid	.266	113	402	70	107	26	3	8	53	0	4	11	63	91	4	2	.405	.377	9
	Memphis	PCL	1.000	1	1	0	1	1	0	0	0	0	0	0	1	0	0	0	2.000	3.000	0
20	DID NOT PLAY -- NO MiLB SEASON																				
Minor League Totals			.265	118	419	72	111	28	4	8	55	0	5	11	65	98	4	2	.408	.374	9

**DUNN, Nicholas J. (Nick)**

INF

Height - 5'10 Bats - L Born - 1/29/1997 at Bloomsburg, PA
 Weight - 185 Throws - R Resides - Sunbury, PA

SCHOOL - University of Maryland

HOW OBTAINED - Cardinals' 5th round selection (153rd overall) in the June, 2018 First-Year Player Draft.

CAREER NOTES - 2019: Participated in early workouts and seminars as part of the Cardinals Spring Training Early Program (S.T.E.P.) 2018: Named a New York-Penn League All-Star, led off and started at second base (1-for-2, run)...ranked 4th in the NY-Penn League in Toughest to Strike Out (10.90 TPA/SO)...was 3-for-14 in the Midwest League playoffs.

COLLEGE: Was a First Team All-Big Ten selection his junior year.

PREP: Lettered in baseball and football at Shikellamy (PA) High School.

MISC: His father, John, played college baseball at Bloomsburg (PA) University.

YR	CLUB	LG	AVG	G	AB	R	H	2B	3B	HR	RBI	SH	SF	HP	BB	SO	SB	CS	SLG	OBP	E
18	State College	NYP	.274	51	201	34	55	14	2	3	32	1	2	3	22	21	3	3	.408	.351	5
	Peoria	Mid	.167	14	48	3	8	0	0	0	3	0	0	3	1	9	0	1	.167	.231	0
19	Palm Beach	FSL	.247	104	380	35	94	19	3	3	38	0	5	2	24	58	2	1	.337	.292	11
20	DID NOT PLAY -- NO MiLB SEASON																				
Minor League Totals			.250	169	629	72	157	33	5	6	73	1	7	8	47	88	5	5	.347	.307	16

ENCARNACION, Anyeolo

SS

Height - 6'0 Bats - R Born - 1/2/2004 at San Cristobal, Dominican Republic
 Weight - 164 Throws - R Resides - San Cristobal, Dominican Republic

HOW OBTAINED - Signed by the Cardinals as an International free agent on 1/15/2021.

YR	CLUB	LG	AVG	G	AB	R	H	2B	3B	HR	RBI	SH	SF	HP	BB	SO	SB	CS	SLG	OBP	E
2021 WILL BE HIS FIRST PROFESSIONAL SEASON																					

ENCARNACION, Bryan J.

SS

Height - 6'1 Bats - S Born - 04/20/2003 at San Pedro de Macoris, DR
 Weight - 141 Throws - R Resides - San Pedro de Macoris, DR

HOW OBTAINED - Signed by the Cardinals as an International free agent on 7/2/2019.

YR	CLUB	LG	AVG	G	AB	R	H	2B	3B	HR	RBI	SH	SF	HP	BB	SO	SB	CS	SLG	OBP	E
20	DID NOT PLAY -- NO MiLB SEASON																				

ESCOBAR, Edgar

RHP

Height - 6'1 Bats - R Born - 1/20/1997 at Ciudad Habana, Cuba
 Weight - 231 Throws - R Resides - Ciudad Habana, Cuba

HOW OBTAINED - Signed by the Cardinals as an International free agent, 5/30/2018

CAREER NOTES - 2019: Ranked among Cardinals minor league pitchers in saves (6, T5th), strikeouts/9 IP (10.9, 9th), WHIP (1.05, 4th) and Toughest to HR Off (119.5 TBF, 6th). 2018: Led the Gulf Coast League in saves (9), appearances (19), games finished (16) and opponent batting average (.169)...also led GCL relief pitchers in fewest baserunners/9 IP (6.45) and fewest walks/9 IP (0.81) and ranked 2nd in strikeouts/9 IP (13.3)...ranked T-4th among Cardinals minor league pitchers in saves...struck out at least one batter in his last 14 appearances of the season.

YR	CLUB	LG	W-L	ERA	G	GS	CG	SHO	SV	IP	H	R	ER	HR	HB	BB	SO	WP	BK	
18	GCL Cardinals	GCL	2-2	1.21	*19	0	0	0	*9	22.1	13	4	3	0	0	3	33	0	1	
19	Peoria	Mid	1-2	1.36	24	0	0	0	5	33.0	19	10	5	0	1	14	39	2	1	
	Palm Beach	FSL	1-1	4.10	16	0	0	0	1	26.1	21	12	12	1	0	8	33	1	0	
20	DID NOT PLAY -- NO MiLB SEASON																			
Minor League Totals			4-5	2.20	59	0	0	0	15	81.2	53	26	20	1	1	25	105	3	2	

ESPINOZA, Lizandro J.

SS

Height - 5'9 Bats - R Born - 11/20/2002 at Margarita, Venezuela
 Weight - 145 Throws - R Resides - Margarita, Venezuela

HOW OBTAINED - Signed by the Cardinals as an International free agent on 07/02/2019.

YR	CLUB	LG	AVG	G	AB	R	H	2B	3B	HR	RBI	SH	SF	HP	BB	SO	SB	CS	SLG	OBP	E
20	DID NOT PLAY -- NO MiLB SEASON																				

**FABIAN, Samuel D.**

Height - 6'4

Bats - R

Born - 5/21/2003 at Santo Domingo Centro, Dominican Republic

Weight - 177

Throws - R

Resides - Santo Domingo Centro, Dominican Republic

HOW OBTAINED - Signed by the Cardinals as an International free agent on 1/15/2021

YR	CLUB	LG	W-L	ERA	G	GS	CG	SHO	SV	IP	H	R	ER	HR	HB	BB	SO	WP	BK
2021 WILL BE HIS FIRST PROFESSIONAL SEASON																			

RHP

FLETCHER, Trejyn M.

Height - 6'2

Bats - R

Born - 4/30/2001 at Wilmington, DE

Weight - 200

Throws - R

Resides - Portland, ME

SCHOOL - Deering (ME) High School

HOW OBTAINED - Cardinals' 2nd round selection (58th overall) in the June, 2019 First-Year Player Draft.

CAREER NOTES - 2020: Participated at the Alternate Training Site in Springfield during the COVID-19 Major League Baseball protocols...participated in early workouts and seminars as part of the Cardinals two-week Instructional Camp in January... enters the season rated as the "Best Athlete" in the Cardinals organization by *Baseball America*. **2019:** Was 2-for-19 with an RBI and two runs scored in the Appalachian League playoffs.

PREP: 2019 USA Today All-USA High School Baseball selection hit .456, 3 HR, 24 runs scored and 17/17 SB in 16 games.

MISC: College commitment to Vanderbilt University.

YR	CLUB	LG	AVG	G	AB	R	H	2B	3B	HR	RBI	SH	SF	HP	BB	SO	SB	CS	SLG	OBP	E
19	Johnson City	Apy	.228	34	123	9	28	4	1	2	18	0	2	1	7	59	7	1	.325	.271	5
	GCL Cardinals	GCL	.297	9	37	6	11	3	0	2	8	0	3	1	4	17	0	0	.541	.357	0
20	DID NOT PLAY -- NO MiLB SEASON																				
Minor League Totals			.244	43	160	15	39	7	1	4	26	0	5	2	11	76	7	1	.375	.291	5

OF

FULLER, Terriez A. (Terry)

Height - 6'5

Bats - L

Born - 12/5/1998 at Griffin, Ga

Weight - 255

Throws - R

Resides - Griffin, GA

SCHOOL - Griffin (GA) High School

HOW OBTAINED - Cardinals 15th round selection (454th overall) in the June 2017 First-Year Player Draft.

CAREER NOTES - MISC: Was standout defensive lineman in high school football...received a scholarship offer from the University of Alabama and verbally committed to Auburn University a year later.

YR	CLUB	LG	AVG	G	AB	R	H	2B	3B	HR	RBI	SH	SF	HP	BB	SO	SB	CS	SLG	OBP	E
17	GCL Cardinals	GCL	.161	37	118	13	19	3	1	3	11	0	1	1	12	49	3	0	.280	.242	3
18	GCL Cardinals	GCL	.243	11	37	11	9	1	0	3	5	3	0	0	9	14	2	0	.514	.429	0
19	Johnson City	Apy	.247	21	73	13	18	5	1	1	9	0	0	2	15	26	3	4	.384	.389	1
	State College	NYP	.223	42	157	24	35	7	1	4	19	0	1	0	23	54	1	0	.357	.320	5
20	DID NOT PLAY -- NO MiLB SEASON																				
Minor League Totals			.210	111	385	61	81	16	3	11	44	3	2	3	59	143	9	4	.353	.323	9

OF

GARCIA, Joyser S.

Height - 5'10

Bats - R

Born - 10/14/1999 at Ciudad Bolivar, Venezuela

Weight - 228

Throws - R

Resides - Ciudad Bolivar, Venezuela

HOW OBTAINED - Signed by the Cardinals as an International free agent on 7/2/2016.

CAREER NOTES - CAREER: Has thrown out 31.8% (35 CS/110 SB ATT) of attempted base stealers in his career.

2018: Threw out 36.8% (14 CS/38 SB ATT) of attempted base stealers...collected an RBI in six straight games (6/6-21).

2017: Threw out 36.2% (17 CS/47 SB ATT) of attempted base stealers.

YR	CLUB	LG	AVG	G	AB	R	H	2B	3B	HR	RBI	SH	SF	HP	BB	SO	SB	CS	SLG	OBP	E
17	DSL Cardinals	DSL	.253	25	79	10	20	3	0	0	9	0	0	1	4	17	0	1	.291	.298	1
18	DSL Cardinals	DSL	.233	31	103	11	24	6	0	0	14	0	1	3	4	22	0	0	.291	.279	0
19	GCL Cardinals	GCL	.241	21	58	6	14	3	0	0	6	0	1	0	6	16	0	0	.293	.308	3
20	DID NOT PLAY -- NO MiLB SEASON																				
Minor League Totals			.242	77	240	27	58	12	0	0	29	0	2	4	14	55	0	1	.292	.292	4

C

**GARCÍA, Luis****RHP****Height** - 6'2 **Bats** - R **Born** - 2/13/2001 at Maracaibo, Venezuela**Weight** - 194 **Throws** - R **Resides** - Maracaibo, Venezuela**HOW OBTAINED** - Signed by the Cardinals as an International free agent, 11/29/2018

YR	CLUB	LG	W-L	ERA	G	GS	CG	SHO	SV	IP	H	R	ER	HR	HB	BB	SO	WP	BK
19	DSL Cardinals	DSL	2-0	3.23	22	1	0	0	3	39.0	40	19	14	4	2	17	31	7	2
20	DID NOT PLAY -- NO MiLB SEASON																		
Minor League Totals			2-0	3.23	22	1	0	0	3	39.0	40	19	14	4	2	17	31	7	2

GARCIA, Roy R.**RHP****Height** - 6'1 **Bats** - R **Born** - 8/28/2000 at Nagua, Dominican Republic**Weight** - 214 **Throws** - R **Resides** - Nagua, Dominican Republic**HOW OBTAINED** - Signed by the Cardinals as an International free agent, 9/6/2016**CAREER NOTES - PREP:** Was one of nine members of the first graduating class from High School in the St. Louis Cardinals Academy in Dominican Republic in 2019. **2018:** Struck out a batter in all 19 relief appearances. **2017:** Ranked 3rd among Cardinals minor league pitchers in Toughest to HR Off (127 TBF/0 HR).

YR	CLUB	LG	W-L	ERA	G	GS	CG	SHO	SV	IP	H	R	ER	HR	HB	BB	SO	WP	BK
17	DSL Cardinals	DSL	2-4	7.44	20	0	0	0	0	32.2	38	31	27	0	6	22	28	14	2
18	DSL Cardinals	DSL	1-2	8.37	19	0	0	0	0	33.1	30	37	31	1	3	43	38	18	0
19	GCL Cardinals	GCL	2-5	8.65	14	2	0	0	3	26.0	32	28	25	2	1	24	28	11	1
20	DID NOT PLAY -- NO MiLB SEASON																		
Minor League Totals			5-11	8.12	53	2	0	0	4	92.0	100	96	83	3	10	89	94	43	3

GARCIA, Victor M.**OF****Height** - 6'2 **Bats** - R **Born** - 9/16/1999 at Barcelona, Venezuela**Weight** - 250 **Throws** - R **Resides** - Barcelona, Venezuela**HOW OBTAINED** - Signed by the Cardinals as an International free agent on 7/2/2016**CAREER NOTES - 2017:** Hit first professional grand slam at DSL Yankees (7/29) off Diego Cordero.

YR	CLUB	LG	AVG	G	AB	R	H	2B	3B	HR	RBI	SH	SF	HP	BB	SO	SB	CS	SLG	OBP	E
17	DSL Cardinals	DSL	.250	28	92	11	23	5	0	1	15	0	1	5	8	16	0	0	.337	.340	1
18	GCL Cardinals	GCL	.304	33	125	25	38	4	2	1	19	0	0	7	7	24	0	0	.392	.304	3
19	Johnson City	Appy	.254	36	118	13	30	3	0	3	13	0	1	2	6	32	0	0	.356	.299	2
20	DID NOT PLAY -- NO MiLB SEASON																				
Minor League Totals			.272	97	335	49	91	12	2	5	47	0	2	14	21	72	0	0	.364	.339	6

GINGERY, Steven**LHP****Height** - 6'1 **Bats** - R **Born** - 9/23/1997 at Huntington Beach, CA**Weight** - 210 **Throws** - L **Resides** - Huntington Beach, CA**SCHOOL** - Texas Tech University**HOW OBTAINED** - Cardinals' 4th round selection (123rd overall) in the June, 2018 First-Year Player Draft.**CAREER NOTES - 2018:** Rated with the "Best Changeup" in the Cardinals organization by *Baseball America*.**COLLEGE:** Injured and required Tommy John surgery after 2.1 innings in his first start of the collegiate season his junior year... was 14-3 with a 2.23 ERA and struck out 173 batters over 161.2 innings in his career...2017 Big XII Pitcher of the Year...was the first unanimous First Team All-American in Red Raiders baseball history in 2017 and ranked 5th in Division 1 with a 1.58 ERA.

YR	CLUB	LG	W-L	ERA	G	GS	CG	SHO	SV	IP	H	R	ER	HR	HB	BB	SO	WP	BK
19	GCL Cardinals	GCL	0-1	13.50	1	1	0	0	0	0.2	1	1	1	0	0	1	1	0	0
20	DID NOT PLAY -- NO MiLB SEASON																		
Minor League Totals			0-1	13.50	1	1	0	0	0	0.2	1	1	1	0	0	1	1	0	0

GIULIANELLI, Ettore**RHP****Height** - 6'3 **Bats** - R **Born** - 3/30/2003 at Rimini, Italy**Weight** - 190 **Throws** - R **Resides** - Rimini, Italy**HOW OBTAINED** - Signed by the Cardinals as an International free agent on 9/3/2019.

YR	CLUB	LG	W-L	ERA	G	GS	CG	SHO	SV	IP	H	R	ER	HR	HB	BB	SO	WP	BK
20	DID NOT PLAY -- NO MiLB SEASON																		

**GOMEZ, Henry****RHP****Height** - 6'1 **Bats** - R **Born** - 10/17/2001 at Maracaibo, Venezuela**Weight** - 174 **Throws** - R **Resides** - Maracaibo, Venezuela**HOW OBTAINED** - Signed by the Cardinals as an International free agent on 7/28/2018

YR	CLUB	LG	W-L	ERA	G	GS	CG	SHO	SV	IP	H	R	ER	HR	HB	BB	SO	WP	BK
19	DSL Cardinals	DSL	1-1	4.14	11	10	0	0	0	45.2	52	26	21	2	4	12	29	2	0
20	DID NOT PLAY -- NO MiLB SEASON																		
Minor League Totals			1-1	4.14	11	10	0	0	0	45.2	52	26	21	2	4	12	29	2	0

GONZALEZ, Edgar**RHP****Height** - 6'1 **Bats** - R **Born** - 12/22/1996 at Mountain View, CA**Weight** - 188 **Throws** - R **Resides** - Mountain View, CA**SCHOOL** - Fresno State University**HOW OBTAINED** - Cardinals 6th round selection (183rd overall) in the June 2018 First-Year Player Draft.**CAREER NOTES - 2019:** Ranked among Cardinals minor league pitchers in strikeouts (110, 9th) and games started (24, T7th)...his 15 losses led the Florida State League and set the Palm Beach single-season franchise record. **2018:** Ranked as 8th Toughest to HR Off (139 TBF/0 HR) among Cardinals minor league pitchers.

YR	CLUB	LG	W-L	ERA	G	GS	CG	SHO	SV	IP	H	R	ER	HR	HB	BB	SO	WP	BK
18	GCL Cardinals	GCL	1-1	4.99	20	1	0	0	2	30.2	40	17	17	0	0	10	31	4	1
19	Palm Beach	FSL	6-15*	5.23	25	24	0	0	1	115.1	134	80	67	6	6	65	110	18	0
	Memphis	PCL	0-0	0.00	1	0	0	0	0	1.2	1	0	0	0	1	1	0	0	0
20	DID NOT PLAY -- NO MiLB SEASON																		
Minor League Totals			7-16	5.12	46	25	0	0	3	147.2	175	97	84	6	7	76	141	22	1

GRAGG, Logan S.**RHP****Height** - 6'5 **Bats** - R **Born** - 8/8/1998 at Springdale, AR**Weight** - 198 **Throws** - R **Resides** - Prairie Grove, AR**SCHOOL** - Oklahoma State University**HOW OBTAINED** - Cardinals' 8th round selection (245th overall) in the June, 2019 First-Year Player Draft**CAREER NOTES - 2020:** Participated in early workouts and seminars as part of the Cardinals two-week Instructional Camp in January. **COLLEGE:** Played two seasons at Connors State Junior College before transferring to play for head coach Josh Holliday, brother of former Cardinals outfielder Matt Holliday, at Oklahoma State...was 11-2 with a 2.50 ERA at Connors State before requiring Tommy John surgery...recovered quickly and was 6-0 with a 2.06 ERA his sophomore season.**MISC:** Majored in Livestock Merchandise and had aspirations of becoming a farmer outside of his baseball career.

YR	CLUB	LG	W-L	ERA	G	GS	CG	SHO	SV	IP	H	R	ER	HR	HB	BB	SO	WP	BK
19	State College	NYP	0-0	2.45	8	0	0	0	2	11.0	8	5	3	1	0	3	15	0	0
	Peoria	Mid	0-3	3.38	9	8	0	0	1	34.2	37	17	13	3	0	12	35	0	0
20	DID NOT PLAY -- NO MiLB SEASON																		
Minor League Totals			0-3	3.15	17	8	0	0	3	45.2	45	22	16	4	0	15	50	0	0

GRANT, Adari J.**SS****Height** - 5'11 **Bats** - R **Born** - 1/2/2004 at Freeport, Bahamas**Weight** - 163 **Throws** - R **Resides** - Freeport, Bahamas**HOW OBTAINED** - Signed by the Cardinals as an International free agent on 1/15/2021.

YR	CLUB	LG	AVG	G	AB	R	H	2B	3B	HR	RBI	SH	SF	HP	BB	SO	SB	CS	SLG	OBP	E
2021 WILL BE HIS FIRST PROFESSIONAL SEASON																					

GUAY, William P. (Will)**RHP****Height** - 6'3 **Bats** - R **Born** - 5/30/1997 at Palm Beach Gardens, FL**Weight** - 224 **Throws** - R **Resides** - West Palm Beach, FL**SCHOOL** - Concord University (WV)**HOW OBTAINED** - Cardinals' 24th round selection (725th overall) in the June, 2019 First-Year Player Draft.**CAREER NOTES - 2019:** Ranked 4th among Cardinals minor league pitchers in strikeouts/9 IP (12.3) and T3rd in the Appalachian League with four saves...went 2-0 with a 1.80 ERA over five innings in two Appalachian League playoff appearances. **COLLEGE:** First Team All-Mountain East in 2019...set the school record with 82 strikeouts in a single-season including three double-digit strikeout games.

YR	CLUB	LG	W-L	ERA	G	GS	CG	SHO	SV	IP	H	R	ER	HR	HB	BB	SO	WP	BK
19	Johnson City	Appy	1-1	2.35	16	3	0	0	4	30.2	26	12	8	3	2	14	42	1	0
20	DID NOT PLAY -- NO MiLB SEASON																		
Minor League Totals			1-1	2.35	16	3	0	0	4	30.2	26	12	8	3	2	14	42	1	0



GUERRERO, Diorys

LHP

Height - 6'1 **Bats** - L **Born** - 2/1/2001 at Santo Domingo, Dominican Republic

Weight - 170 **Throws** - L **Resides** - Santo Domingo, Dominican Republic

HOW OBTAINED - Signed by the Cardinals as an International free agent on 11/20/2018

CAREER NOTES - 2019: Ranked 3rd among Cardinals minor league pitchers in Toughest to HR Off (176 TBF).

YR	CLUB	LG	W-L	ERA	G	GS	CG	SHO	SV	IP	H	R	ER	HR	HB	BB	SO	WP	BK
19	DSL Cardinals	DSL	0-3	6.51	11	11	0	0	0	37.1	40	32	27	0	4	21	36	18	3
20	DID NOT PLAY -- NO MiLB SEASON																		
Minor League Totals			0-3	6.51	11	11	0	0	0	37.1	40	32	27	0	4	21	36	18	3

GUERRERO, Justin

C

Height - 6'1 **Bats** - R **Born** - 5/20/2003 at Santo Domingo, DR

Weight - 195 **Throws** - R **Resides** - Santo Domingo, DR

HOW OBTAINED - Signed by the Cardinals as an International free agent on 7/2/2019

YR	CLUB	LG	AVG	G	AB	R	H	2B	3B	HR	RBI	SH	SF	HP	BB	SO	SB	CS	SLG	OBP	E
20	DID NOT PLAY -- NO MiLB SEASON																				

GUERRERO, Yancel A.

SS

Height - 6'1 **Bats** - R **Born** - 4/16/2004 at Cambita Garabitos, Dominican Republic

Weight - 169 **Throws** - R **Resides** - Cambita Garabitos, Dominican Republic

HOW OBTAINED - Signed by the Cardinals as an International free agent on 1/15/2021.

YR	CLUB	LG	AVG	G	AB	R	H	2B	3B	HR	RBI	SH	SF	HP	BB	SO	SB	CS	SLG	OBP	E
2021	WILL BE HIS FIRST PROFESSIONAL SEASON																				

GUZMAN, Frankely

RHP

Height - 6'2 **Bats** - R **Born** - 6/18/2003 at Esperanza Mao, Dominican Republic

Weight - 155 **Throws** - R **Resides** - Esperanza Mao, Dominican Republic

HOW OBTAINED - Signed by the Cardinals as an International free agent on 2/7/2019

YR	CLUB	LG	W-L	ERA	G	GS	CG	SHO	SV	IP	H	R	ER	HR	HB	BB	SO	WP	BK
20	DID NOT PLAY -- NO MiLB SEASON																		

GUZMAN, Raul

3B

Height - 6'0 **Bats** - R **Born** - 9/14/2002 at Santiago, Dominican Republic

Weight - 175 **Throws** - R **Resides** - Santiago, Dominican Republic

HOW OBTAINED - Signed by the Cardinals as an International free agent on 7/2/2019

YR	CLUB	LG	AVG	G	AB	R	H	2B	3B	HR	RBI	SH	SF	HP	BB	SO	SB	CS	SLG	OBP	E
20	DID NOT PLAY -- NO MiLB SEASON																				

HART, Thomas A. (Tom)

RHP

Height - 6'2 **Bats** - R **Born** - 12/5/2000 at Little Elm, TX

Weight - 188 **Throws** - R **Resides** - Frisco, TX

SCHOOL - Wakeland High School

HOW OBTAINED - Cardinals' 16th round selection (485th overall) in the June, 2019 First-Year Player Draft

CAREER NOTES - College commitment to Howard College (San Angelo, TX)

YR	CLUB	LG	W-L	ERA	G	GS	CG	SHO	SV	IP	H	R	ER	HR	HB	BB	SO	WP	BK
19	GCL Cardinals	GCL	2-2	7.59	12	1	0	0	0	21.1	18	19	18	4	4	24	11	4	0
20	DID NOT PLAY -- NO MiLB SEASON																		
Minor League Totals			2-2	7.59	12	1	0	0	0	21.1	18	19	18	4	4	24	11	4	0

MINOR LEAGUE PLAYERS



HENCE, Markevian (Tink)

Height - 6'1 Bats - R Born - 8/6/2002 at Pine Bluff, AR

Weight - 175 Throws - R Resides - Pine Bluff, AR

SCHOOL - Watson Chapel High School

HOW OBTAINED - Cardinals' 2nd round selection (63rd overall) in the June, 2020 First-Year Player Draft

CAREER NOTES - MISC: Drafted as a 17-year old...played in the Future Stars Series in September 2019 and the WWBA Showcase in October...summer ball teammate of Cardinals 2020 draft pick Masyn Winn...signed his college letter of intent to play baseball at the University of Arkansas.

YR	CLUB	LG	W-L	ERA	G	GS	CG	SHO	SV	IP	H	R	ER	HR	HB	BB	SO	WP	BK
20	DID NOT PLAY -- NO MiLB SEASON																		

RHP

HEREDIA, Nathanael

Height - 6'3 Bats - L Born - 9/10/2000 at San Pedro De Macoris, Dominican Republic

Weight - 218 Throws - L Resides - Hato Mayor del Rey, Dominican Republic

HOW OBTAINED - Signed by the Cardinals as an International free agent on 1/10/2018

CAREER NOTES - 2019: Ranked 6th among Cardinals minor league pitchers with a .239 opponent BA.

YR	CLUB	LG	W-L	ERA	G	GS	CG	SHO	SV	IP	H	R	ER	HR	HB	BB	SO	WP	BK
18	DID NOT PLAY -- SUSPENDED																		
19	GCL Cardinals	GCL	5-4	3.83	12	7	0	0	0	49.1	43	27	21	2	7	35	48	5	6
	State College	NYP	0-0	27.00	1	1	0	0	0	0.2	2	5	2	1	0	3	1	1	2
20	DID NOT PLAY -- NO MiLB SEASON																		
Minor League Totals			5-4	4.14	13	8	0	0	0	50.0	45	32	23	3	7	38	49	6	8

LHP

HEREDIA, Roblin

Height - 6'0 Bats - L Born - 7/22/2002 at Cumana, Venezuela

Weight - 212 Throws - R Resides - Cumana, Venezuela

HOW OBTAINED - Signed by the Cardinals as an International free agent on 4/17/2019

YR	CLUB	LG	AVG	G	AB	R	H	2B	3B	HR	RBI	SH	SF	HP	BB	SO	SB	CS	SLG	OBP	E
19	DSL Cardinals	DSL	.231	41	147	24	34	4	4	1	27	1	2	3	28	46	5	1	.333	.361	7
20	DID NOT PLAY -- NO MiLB SEASON																				
Minor League Totals			.231	41	147	24	34	4	4	1	27	1	2	3	28	46	5	1	.333	.361	7

C

HERNANDEZ, Brandon

Height - 6'0 Bats - L Born - 8/21/2001 at Montreal, Quebec, Canada

Weight - 193 Throws - R Resides - Montreal, Quebec, Canada

HOW OBTAINED - Signed by the Cardinals as an International free agent on 10/27/2018

YR	CLUB	LG	AVG	G	AB	R	H	2B	3B	HR	RBI	SH	SF	HP	BB	SO	SB	CS	SLG	OBP	E
19	DSL Cardinals	DSL	.271	38	140	19	38	9	2	1	20	0	0	6	21	41	2	2	.386	.389	8
20	DID NOT PLAY -- NO MiLB SEASON																				
Minor League Totals			.271	38	140	19	38	9	2	1	20	0	0	6	21	41	2	2	.386	.389	8

3B

HERNANDEZ, Francisco A.

Height - 5'11 Bats - R Born - 10/8/1999 at Montreal, Quebec, Canada

Weight - 201 Throws - R Resides - Montreal, Quebec, Canada

HOW OBTAINED - Signed by the Cardinals as an International free agent on 7/3/2017

CAREER NOTES - 2018: Scored in six straight games (8/7-11). 2017: Cracked two solo home runs vs. DSL Rockies (7/27).

YR	CLUB	LG	AVG	G	AB	R	H	2B	3B	HR	RBI	SH	SF	HP	BB	SO	SB	CS	SLG	OBP	E
17	DSL Cardinals	DSL	.200	27	90	14	18	1	0	3	10	0	2	4	3	26	1	3	.311	.253	11
18	DSL Cardinals	DSL	.293	64	222	48	65	14	2	3	37	2	4	8	33	56	3	7	.414	.397	16
19	Palm Beach	FSL	.167	2	6	1	1	1	0	0	1	0	0	0	3	0	0	0	.333	.167	1
	GCL Cardinals	GCL	.226	40	146	20	33	8	0	7	21	0	1	4	14	31	4	2	.425	.309	11
Minor League Totals			.252	133	464	83	117	24	2	13	69	2	7	16	50	116	8	12	.397	.341	39

3B



HERNANDEZ, Maikel

C

Height - 6'0 **Bats** - R **Born** - 2/2/2003 at Maracay, Venezuela
Weight - 163 **Throws** - R **Resides** - Maracay, Venezuela

HOW OBTAINED - Signed by the Cardinals as an International free agent on 7/2/2019.

YR	CLUB	LG	AVG	G	AB	R	H	2B	3B	HR	RBI	SH	SF	HP	BB	SO	SB	CS	SLG	OBP	E
20	DID NOT PLAY -- NO MiLB SEASON																				

HERRERA, Victor

RHP

Height - 6'2 **Bats** - R **Born** - 2/16/2002 at Santo Domingo, Dominican Republic
Weight - 175 **Throws** - R **Resides** - Santo Domingo, Dominican Republic

HOW OBTAINED - Signed by the Cardinals as an International free agent on 9/1/2018

YR	CLUB	LG	W-L	ERA	G	GS	CG	SHO	SV	IP	H	R	ER	HR	HB	BB	SO	WP	BK
20	DID NOT PLAY -- NO MiLB SEASON																		

HOLBA, Christopher J. (Chris)

RHP

Height - 6'3 **Bats** - S **Born** - 8/31/1096 at Sindelfingen, Germany
Weight - 206 **Throws** - R **Resides** - Mount Pleasant, SC

SCHOOL - East Carolina University

HOW OBTAINED - Cardinals 11th round selection (333rd overall) in the June, 2018 First-Year Player Draft.

CAREER NOTES - COLLEGE: Named First Team All-American Athletic Conference in 2018...opened his junior season on a 25.1 scoreless inning streak...played for the Bourne Braves in the 2017 Cape Cod League.

MISC: Played on the 2009 Little League World Series qualifying team from Europe (KMC, Ramstein Air Base, Germany) hitting a grand slam against Canada...his father, Colonel Bob Holba, played baseball and football at the United States Air Force Academy...his uncles Tom (Michigan State, football) and Michael (Notre Dame, baseball) both played collegiate sports.

YR	CLUB	LG	W-L	ERA	G	GS	CG	SHO	SV	IP	H	R	ER	HR	HB	BB	SO	WP	BK
18	State College	NYP	3-3	5.05	12	10	0	0	0	46.1	52	33	26	3	6	11	39	0	0
19	DID NOT PLAY -- INJURED																		
20	DID NOT PLAY -- NO MiLB SEASON																		
Minor League Totals			3-3	5.05	12	10	0	0	0	46.1	52	33	26	3	6	11	39	0	0

INOA, Albert

INF

Height - 5'11 **Bats** - R **Born** - 12/04/2001 at Mao, Dominican Republic
Weight - 170 **Throws** - R **Resides** - Mao, Dominican Republic

HOW OBTAINED - Signed by the Cardinals as an International free agent on 3/26/2019

CAREER NOTES - 2019: Led Cardinals minor league leaders in on-base pct. (.455) and ranked in the Top 10 in batting (.306, 6th), walks (52, T7th), stolen bases (14, T8th) and OPS (.839, 10th)...ranked among Dominican Summer League leaders in walks (52, T4th), runs (54, 9th) and on-base pct. (.455, 6th)...drew a career-high four walks vs. DSL Brewers (7/22)...scored a career-high four runs at DSL Diamondbacks (6/22).

YR	CLUB	LG	AVG	G	AB	R	H	2B	3B	HR	RBI	SH	SF	HP	BB	SO	SB	CS	SLG	OBP	E
19	DSL Cardinals	DSL	.306	59	216	54	66	10	2	1	25	2	1	8	52	47	14	5	.384	.455	22
20	DID NOT PLAY -- NO MiLB SEASON																				
Minor League Totals			.306	59	216	54	66	10	2	1	25	2	1	8	52	47	14	5	.384	.455	22

JAQUEZ, Jesus

RHP

Height - 6'3 **Bats** - R **Born** - 12/26/2001 at Villa Mella, Dominican Republic
Weight - 207 **Throws** - R **Resides** - Villa Mella, Dominican Republic

HOW OBTAINED - Signed by the Cardinals as an International free agent, 1/8/2019

YR	CLUB	LG	W-L	ERA	G	GS	CG	SHO	SV	IP	H	R	ER	HR	HB	BB	SO	WP	BK
19	DSL Cardinals	DSL	0-0	8.84	12	0	0	0	0	18.1	24	22	18	3	2	11	11	3	0
20	DID NOT PLAY -- NO MiLB SEASON																		
Minor League Totals			0-0	8.84	12	0	0	0	0	18.1	24	22	18	3	2	11	11	3	0

MINOR LEAGUE PLAYERS



JEW, Thomas D. (Tommy)

OF

Height - 6'1 **Bats** - R **Born** - 10/26/1997 at Walnut Creek, CA

Weight - 189 **Throws** - R **Resides** - San Ramon, CA

SCHOOL - University of California-Santa Barbara

HOW OBTAINED - Cardinals' 13th round selection (395th overall) in the June, 2019 First-Year Player Draft.

CAREER NOTES - COLLEGE: Back-to-back first team All-Big West in 2018 & 2019, first Gaucho to accomplish the feat since 2001...ranked T-16th in the NCAA in triples with six in 2019...during the summer of 2017 was named New England Collegiate Baseball League MVP and Top Prospect. **PREP:** Academically and athletically sound as a prep. Was a four-time NCS Scholar Athlete and a multi-sport high school athlete in basketball and football earning First Team All-League kicker in football. Set the high school's record for batting average, OPS and doubles.

YR	CLUB	LG	AVG	G	AB	R	H	2B	3B	HR	RBI	SH	SF	HP	BB	SO	SB	CS	SLG	OBP	E
19							DID NOT PLAY -- INJURED														
20							DID NOT PLAY -- NO MiLB SEASON														

JIMENEZ, Ludwin

RHP

Height - 6'2 **Bats** - R **Born** - 8/9/2001 Santo Domingo, Dominican Republic

Weight - 184 **Throws** - R **Resides** - Santo Domingo, Dominican Republic

HOW OBTAINED - Signed by the Cardinals as an International free agent, 2/15/2018

CAREER NOTES - PREP: Was one of three members of the second graduating class from High School in the St. Louis Cardinals Academy in Dominican Republic in 2020.

YR	CLUB	LG	W-L	ERA	G	GS	CG	SHO	SV	IP	H	R	ER	HR	HB	BB	SO	WP	BK		
18	DSL Cardinals	DSL	4-4	3.55	14	12	1	1	1	63.1	57	40	25	4	5	18	69	11	0		
19	Palm Beach	FSL	0-0	7.71	1	0	0	0	0	2.1	3	2	2	0	0	1	2	2	0		
	GCL Cardinals	GCL	2-4	4.59	10	7	0	0	0	51.0	48	29	26	6	3	24	51	6	1		
	DSL Cardinals	DSL	2-1	3.15	4	4	0	0	0	20.0	21	7	7	1	1	7	13	1	0		
20							DID NOT PLAY -- NO MiLB SEASON														
Minor League Totals			8-9	3.95	29	23	1	1	1	136.2	129	78	60	11	9	50	135	20	1		

JUSTO, Francisco

RHP

Height - 6'4 **Bats** - R **Born** - 10/12/1998 at San Francisco de Macoris, Dominican Republic

Weight - 210 **Throws** - R **Resides** - Bronx, NY

SCHOOL - Monroe (NY) College

HOW OBTAINED - Cardinals 12th round selection (363rd overall) in the June, 2018 First-Year Player Draft.

CAREER NOTES - 2019: Ranked 7th among Cardinals minor league pitchers with a 1.06 WHIP...made one start in the Appalachian League playoffs allowing two runs in 4.1 innings for a no decision...ranked T5th in the Appalachian League in innings pitched (54.0). **COLLEGE:** First Monroe College Mustang to be named to the JUCO All-Tournament Team...posted a 10-0 record with a 2.01 ERA (15th in the Nation) and ranked 6th in the nation with a 15.2 strikeouts/9 IP (121 K's)...named to the NJCAA Division1 All-Region XV Team.

YR	CLUB	LG	W-L	ERA	G	GS	CG	SHO	SV	IP	H	R	ER	HR	HB	BB	SO	WP	BK		
18	GCL Cardinals	GCL	0-1	5.46	13	4	0	0	2	28.0	29	20	17	6	1	10	25	1	0		
19	Johnson City	Appy	3-2	3.83	12	8	0	0	0	54.0	45	28	23	4	3	12	43	1	1		
20							DID NOT PLAY -- NO MiLB SEASON														
Minor League Totals			3-3	4.39	25	12	0	0	2	82.0	74	48	40	10	4	22	68	2	1		

JUSTO, Maycol

SS

Height - 5'10 **Bats** - S **Born** - 2/2/2003 at San Pedro de Macoris, Dominican Republic

Weight - 141 **Throws** - R **Resides** - San Pedro de Macoris, Dominican Republic

HOW OBTAINED - Signed by the Cardinals as an International free agent on 7/2/2019.

YR	CLUB	LG	AVG	G	AB	R	H	2B	3B	HR	RBI	SH	SF	HP	BB	SO	SB	CS	SLG	OBP	E
20							DID NOT PLAY -- NO MiLB SEASON														



LARDNER, Brian W.M. (Mac)

LHP

Height - 6'4 Bats - L Born - 12/29/1997 at Pasadena, CA
 Weight - 195 Throws - L Resides - Templeton, CA

SCHOOL - Gonzaga University

HOW OBTAINED - Signed by the Cardinals as a non-drafted minor league free agent, 6/16/2020.

CAREER NOTES - COLLEGE: Finished his career at Gonzaga 16-11 with a 3.75 ERA over 249.2 innings with 212 strikeouts...was second team All-West Coast Conference as a sophomore. MISC: Lardner is bilingual and his first language was Spanish...his godfather is Mike Krukow, a 14-year Major League veteran pitcher for the Chicago Cubs, Philadelphia Phillies and San Francisco Giants; and is currently a member of the Giants television broadcast team.

YR	CLUB	LG	W-L	ERA	G	GS	CG	SHO	SV	IP	H	R	ER	HR	HB	BB	SO	WP	BK
20	DID NOT PLAY -- NO MiLB SEASON																		

LEAHY, Kyle Y.

RHP

Height - 6'4 Bats - S Born - 6/4/1997 at Longmont, CO
 Weight - 207 Throws - R Resides - Boulder, CO

SCHOOL - Colorado Mesa University

HOW OBTAINED - Cardinals 17th round selection (513th overall) in the June, 2018 First-Year Player Draft.

CAREER NOTES - 2019: Ranked among Cardinals minor league pitchers in innings pitched (123.0, 10th), ERA (3.73, 10th) and opponent BA (.256, 10th). 2018: Earned a save in each of his first two professional appearances, a win in his third and then started every game the rest of the season...led the Appalachian League in hits allowed (88) and runs allowed (48). COLLEGE: Was 13-0 with a 1.41 ERA in his sophomore season at Colorado Mesa earning 1st Team All-American, 1st Team Academic All-American and was the South Central Regional Tournament MVP. PREP: Named All-State in Baseball and Basketball in high school. MISC: His father, Tim, played college basketball at Kansas State while his uncle Tom Leahy played professionally in the Braves organization.

YR	CLUB	LG	W-L	ERA	G	GS	CG	SHO	SV	IP	H	R	ER	HR	HB	BB	SO	WP	BK
18	Johnson City	Apyy	4-3	5.52	13	10	0	0	2	58.2	*88	*48	36	7	2	11	45	3	0
19	Peoria	Mid	4-8	3.00	16	16	1	0	0	90.0	78	33	30	4	3	22	81	4	0
	Palm Beach	FSL	1-5	6.30	6	6	0	0	0	30.0	43	27	21	3	0	12	19	0	0
20	DID NOT PLAY -- NO MiLB SEASON																		
Minor League Totals			9-16	4.31	36	32	1	0	2	181.2	210	108	87	14	5	45	147	7	0

LEX, Mark E. (Eric)

RHP

Height - 6'2 Bats - R Born - 11/1/1995 at Lake Zurich, IL
 Weight - 205 Throws - R Resides - Redding, CA

SCHOOL - Santa Clara University

HOW OBTAINED - Cardinals' 27th round selection (815th overall) in the June, 2019 First-Year Player Draft.

CAREER NOTES - COLLEGE: Led Santa Clara with a 1.07 ERA as a redshirt senior in 2019, while striking out 11.37 batters/9 IP. MISC: His brother, Michael, played tennis at Olivet Nazarene University.

YR	CLUB	LG	W-L	ERA	G	GS	CG	SHO	SV	IP	H	R	ER	HR	HB	BB	SO	WP	BK
19	State College	NYP	0-3	3.55	19	0	0	0	4	25.1	22	21	10	1	4	6	25	3	0
20	DID NOT PLAY -- NO MiLB SEASON																		
Minor League Totals			0-3	3.55	19	0	0	0	4	25.1	22	21	10	1	4	6	25	3	0

LONGA, Cristhian R.

C

Height - 5'11 Bats - R Born - 4/28/2000 at Caracas, Venezuela
 Weight - 225 Throws - R Resides - Caracas, Venezuela

HOW OBTAINED - Signed by the Cardinals as an International free agent on 2/3/2017

CAREER NOTES - CAREER: Has thrown out 36.1% (30 CS/83 SB ATT) of attempted base stealers. 2019: Threw out 40.0 (18 CS/45 SB ATT) of attempted base stealers. 2018: Went 5-for-5 with a double, triple and two RBI vs. DSL Brewers...threw out 19.2% (5 CS/26 SB ATT) of attempted base stealers. 2017: Threw out 58.3 (7 CS/12 SB ATT) of attempted base stealers.

YR	CLUB	LG	AVG	G	AB	R	H	2B	3B	HR	RBI	SH	SF	HP	BB	SO	SB	CS	SLG	OBP	E
17	DSL Cardinals	DSL	.284	34	109	20	31	7	1	1	14	3	0	3	12	16	0	0	.394	.371	3
18	DSL Cardinals	DSL	.263	64	236	50	62	14	3	4	49	1	6	15	20	57	2	3	.398	.350	8
19	GCL Cardinals	GCL	.225	28	102	7	23	7	0	0	8	0	0	4	4	24	2	2	.294	.282	4
20	DID NOT PLAY -- NO MiLB SEASON																				
Minor League Totals			.260	126	447	77	116	28	4	5	71	4	6	22	36	101	4	5	.374	.341	15

**LÓPEZ, Bruno**

Height - 6'4 **Bats** - R **Born** - 4/18/2002 at Santiago de los Caballeros, Dominican Republic
Weight - 220 **Throws** - R **Resides** - Santiago de los Caballeros, Dominican Republic
HOW OBTAINED - Signed by the Cardinals as an International free agent on 9/1/2018

YR	CLUB	LG	W-L	ERA	G	GS	CG	SHO	SV	IP	H	R	ER	HR	HB	BB	SO	WP	BK
20	DID NOT PLAY -- NO MiLB SEASON																		

RHP

LOPEZ, Irving

Height - 5'8 **Bats** - S **Born** - 6/30/95 at Hermosillo, Sonora, Mexico
Weight - 175 **Throws** - R **Resides** - Mesa, AZ
SCHOOL - Florida International University

HOW OBTAINED - Cardinals' 19th round selection (574th overall) in the June, 2017 First-Year Player Draft.

CAREER NOTES - Transferred from Arizona Western College to Florida International after his sophomore season. **2019:** Ranked T2nd among Cardinals minor leaguers with six triples. **2018:** Ranked 4th among Cardinals minor leaguers with 26 doubles and T-9th with 113 hits...went 3-for-3 with a home run, two doubles, four RBI and a walk vs. South Bend (5/4).

YR	CLUB	LG	AVG	G	AB	R	H	2B	3B	HR	RBI	SH	SF	HP	BB	SO	SB	CS	SLG	OBP	E
17	DSL Cardinals	DSL	.287	50	178	37	51	7	2	5	27	3	3	9	19	25	5	3	.433	.378	6
	State College	NYP	.250	1	4	0	1	1	0	0	1	0	0	10	1	1	1	0	.500	.400	0
18	Peoria	Mid	.273	77	289	46	79	20	1	4	26	1	3	13	31	54	2	2	.391	.366	6
	Palm Beach	FSL	.298	33	114	14	34	6	0	2	22	3	1	1	13	13	0	0	.404	.372	4
19	Springfield	Tex	.255	84	302	50	77	15	4	10	30	2	0	14	20	63	1	1	.430	.330	3
	Memphis	PCL	.300	21	60	13	18	3	2	1	5	0	1	0	9	14	0	1	.467	.386	1
20	DID NOT PLAY -- NO MiLB SEASON																				
Minor League Totals			.275	266	947	160	260	52	9	22	111	9	8	37	93	170	9	7	.418	.359	20

INF

LOPEZ, Oliver

Height - 6'2 **Bats** - R **Born** - 4/1/2002 at Santo Domingo, Dominican Republic
Weight - 208 **Throws** - R **Resides** - Santo Domingo, Dominican Republic
HOW OBTAINED - Signed by the Cardinals as an International free agent on 10/27/2018

YR	CLUB	LG	W-L	ERA	G	GS	CG	SHO	SV	IP	H	R	ER	HR	HB	BB	SO	WP	BK
19	DSL Cardinals	DSL	2-2	5.46	18	0	0	0	0	28.0	30	27	17	3	3	25	13	8	0
20	DID NOT PLAY -- NO MiLB SEASON																		
Minor League Totals			2-2	5.46	18	0	0	0	0	28.0	30	27	17	3	3	25	13	8	0

RHP

LOPEZ, Robelyn E.

Height - 6'4 **Bats** - R **Born** - 10/10/2003 at Pimentel, Dominican Republic
Weight - 190 **Throws** - R **Resides** - Pimentel, Dominican Republic
HOW OBTAINED - Signed by the Cardinals as an International free agent on 1/15/2021.

YR	CLUB	LG	AVG	G	AB	R	H	2B	3B	HR	RBI	SH	SF	HP	BB	SO	SB	CS	SLG	OBP	E
2021 WILL BE HIS FIRST PROFESSIONAL SEASON																					

OF

LOTT, James T. (Todd)

Height - 6'4 **Bats** - R **Born** - 8/22/1997 at Jacksonville, FL
Weight - 225 **Throws** - R **Resides** - Jacksonville, FL
SCHOOL - University of Louisiana (Lafayette)

HOW OBTAINED - Cardinals' 9th round selection (275th overall) in the June, 2019 First-Year Player Draft.

CAREER NOTES - **2019:** Batted .364 (8-22) with a double and three RBI in the Appalachian League playoffs. **COLLEGE:** First Team All-Sun Belt Conference selection in 2019 batting .332, 8 HR, 48 RBI and 14 SB...played for Hyannis during the 2018 Cape Cod League season and earned a spot on the All-Star team; was selected to participate in the Home Run Derby. **MISC:** Was formerly drafted by the Cincinnati Reds in the 20th Round of the 2016 MLB Draft...is the nephew of Hall of Fame safety Ronnie Lott who played for the Super Bowl Champion San Francisco 49ers, Oakland Raiders and New York Jets.

YR	CLUB	LG	AVG	G	AB	R	H	2B	3B	HR	RBI	SH	SF	HP	BB	SO	SB	CS	SLG	OBP	E
19	Johnson City	Appy	.250	57	212	28	53	15	2	4	25	0	3	2	12	53	6	0	.396	.293	3
20	DID NOT PLAY -- NO MiLB SEASON																				
Minor League Totals			.250	57	212	28	53	15	2	4	25	0	3	2	12	53	6	0	.396	.293	3

OF

**LUGO, Americo****RHP****Height** - 6'2 **Bats** - R **Born** - 8/27/2000 at Barahona, Dominican Republic**Weight** - 200 **Throws** - R **Resides** - Barahona, Dominican Republic**HOW OBTAINED** - Signed by the Cardinals as an International free agent on 7/2/2019.

YR	CLUB	LG	W-L	ERA	G	GS	CG	SHO	SV	IP	H	R	ER	HR	HB	BB	SO	WP	BK
19	DSL Cardinals	DSL	0-1	4.38	9	0	0	0	1	12.1	16	7	6	0	0	2	14	2	0
20	DID NOT PLAY -- NO MiLB SEASON																		
Minor League Totals			0-1	4.38	9	0	0	0	1	12.1	16	7	6	0	0	2	14	2	0

LUNA, Angel **RHP****Height** - 6'0 **Bats** - R **Born** - 5/5/2001 at Santo Domingo, Dominican Republic**Weight** - 195 **Throws** - R **Resides** - Santo Domingo, Dominican Republic**HOW OBTAINED** - Signed by the Cardinals as an International free agent on 10/26/2019

YR	CLUB	LG	W-L	ERA	G	GS	CG	SHO	SV	IP	H	R	ER	HR	HB	BB	SO	WP	BK
20	DID NOT PLAY -- NO MiLB SEASON																		

LUNN, Connor A.**RHP****Height** - 6'3 **Bats** - R **Born** - 7/8/1998 at Carlsbad, CA**Weight** - 215 **Throws** - R **Resides** - Carlsbad, CA**SCHOOL** - University of Southern California**HOW OBTAINED** - Cardinals' 11th round selection (335th overall) in the June, 2019 First-Year Player Draft.**CAREER NOTES - COLLEGE:** Earned a save in a combined no-hitter vs. Utah (3/15/18)...ranked 4th in the Pac-12 and 72nd in NCAA with eight saves in 2018. **PREP:** Named First Team All-CIF as a senior (10 wins, 0.99 ERA).

YR	CLUB	LG	W-L	ERA	G	GS	CG	SHO	SV	IP	H	R	ER	HR	HB	BB	SO	WP	BK
19	State College	NYP	0-0	1.96	12	0	0	0	0	18.1	13	5	4	0	0	6	20	3	0
20	DID NOT PLAY -- NO MiLB SEASON																		
Minor League Totals			0-0	1.96	12	0	0	0	0	18.1	13	5	4	0	0	6	20	3	0

MACHADO, Jonatan**OF****Height** - 5'8 **Bats** - L **Born** - 1/21/1999 at Havana, Cuba**Weight** - 160 **Throws** - L **Resides** - Port Au Prince, Haiti**HOW OBTAINED** - Signed by the Cardinals as an International free agent, 7/15/2016**CAREER NOTES - 2018:** Tied for 10th among Cardinals minor leaguers with 12 stolen bases...posted five three-hit games in Johnson City (R)...had a season-high 5 RBI at Beloit (4/26). **2017:** Rated as the "Best Hitter for Average" in the Cardinals organization by Baseball America...hit safely in 25-of-35 games with 11 multi-hit games...had a 12-game hitting streak (8/3-23), ranking 4th in the Gulf Coast League.

YR	CLUB	LG	AVG	G	AB	R	H	2B	3B	HR	RBI	SH	SF	HP	BB	SO	SB	CS	SLG	OBP	E
16	DSL Cardinals	DSL	.209	17	67	10	14	4	1	0	7	0	0	0	7	10	2	1	.299	.284	0
17	GCL Cardinals	GCL	.323	35	124	27	40	8	0	2	20	0	2	5	8	13	8	2	.435	.381	0
18	Peoria	Mid	.185	23	72	8	17	4	0	0	8	0	2	3	3	15	3	2	.228	.208	3
	Johnson City	Appy	.292	49	192	30	56	10	0	2	21	0	1	0	17	41	9	5	.375	.355	1
	State College	NYP	.048	10	42	2	2	0	0	2	0	1	0	3	15	0	0	.048	.109	0	
19	Peoria	Mid	.272	40	173	19	47	9	0	0	11	0	1	1	8	39	1	3	.324	.306	2
	State College	NYP	.324	17	74	14	24	3	1	1	12	0	1	0	9	9	4	2	.432	.393	1
20	DID NOT PLAY -- NO MiLB SEASON																				
Minor League Totals			.262	191	764	110	200	38	2	5	81	0	8	9	55	142	27	15	.336	.316	7

MANZO, Edgar**RHP****Height** - 5'11 **Bats** - R **Born** - 10/24/2000 at Guadalajara, Mexico**Weight** - 187 **Throws** - R **Resides** - Guadalajara, Mexico**HOW OBTAINED** - Signed by the Cardinals as an International free agent, 4/17/2019.**CAREER NOTES - 2019:** Ranked 9th among Cardinals minor league pitchers with a 3.68 ERA.

YR	CLUB	LG	W-L	ERA	G	GS	CG	SHO	SV	IP	H	R	ER	HR	HB	BB	SO	WP	BK
19	DSL Cardinals	DSL	2-4	3.68	12	12	0	0	0	58.2	62	36	24	5	5	23	56	5	1
20	DID NOT PLAY -- NO MiLB SEASON																		
Minor League Totals			2-4	3.68	12	12	0	0	0	58.2	62	36	24	5	5	23	56	5	1

**MARCELINO, Hansel****RHP****Height** - 6'1 **Bats** - R **Born** - 6/16/2002 at Santiago, Dominican Republic**Weight** - 174 **Throws** - R **Resides** - Santiago, Dominican Republic**HOW OBTAINED** - Signed by the Cardinals as an International free agent, 7/3/2019

YR	CLUB	LG	W-L	ERA	G	GS	CG	SHO	SV	IP	H	R	ER	HR	HB	BB	SO	WP	BK
19	DSL Cardinals	DSL	0-0	5.25	10	0	0	0	0	12.0	12	8	7	1	3	13	11	8	2
20	DID NOT PLAY -- NO MiLB SEASON																		
Minor League Totals			0-0	5.25	10	0	0	0	0	12.0	12	8	7	1	3	13	11	8	2

MARTE, Fraimin**RHP****Height** - 6'3 **Bats** - R **Born** - 7/21/2001 at San Cristobal, Dominican Republic**Weight** - 170 **Throws** - R **Resides** - San Cristobal, Dominican Republic**HOW OBTAINED** - Signed by the Cardinals as an International free agent on 10/5/2019

YR	CLUB	LG	W-L	ERA	G	GS	CG	SHO	SV	IP	H	R	ER	HR	HB	BB	SO	WP	BK
20	DID NOT PLAY -- NO MiLB SEASON																		

MARTINEZ, Engels**RHP****Height** - 5'11 **Bats** - R **Born** - 5/13/2002 at Santo Domingo, Dominican Republic**Weight** - 180 **Throws** - R **Resides** - Santo Domingo, Dominican Republic**HOW OBTAINED** - Signed by the Cardinals as a International free agent on 10/20/2018

YR	CLUB	LG	W-L	ERA	G	GS	CG	SHO	SV	IP	H	R	ER	HR	HB	BB	SO	WP	BK
19	DSL Cardinals	DSL	2-3	4.39	12	11	0	0	0	55.1	50	38	27	5	7	16	40	15	1
20	DID NOT PLAY -- NO MiLB SEASON																		
Minor League Totals			2-3	4.39	12	11	0	0	0	55.1	50	38	27	5	7	16	40	15	1

MARTINEZ, Miguel**RHP****Height** - 6'0 **Bats** - R **Born** - 1/26/2003 at Maracay, Venezuela**Weight** - 150 **Throws** - R **Resides** - Maracay, Venezuela**HOW OBTAINED** - Signed by the Cardinals as an International free agent on 7/2/2019

YR	CLUB	LG	W-L	ERA	G	GS	CG	SHO	SV	IP	H	R	ER	HR	HB	BB	SO	WP	BK
20	DID NOT PLAY -- NO MiLB SEASON																		

MATUTE, Bryan**SS****Height** - 5'11 **Bats** - R **Born** - 3/25/2002 at Maracay, Venezuela**Weight** - 158 **Throws** - R **Resides** - Maracay, Venezuela**HOW OBTAINED** - Signed by the Cardinals as an International free agent on 8/4/2018

YR	CLUB	LG	AVG	G	AB	R	H	2B	3B	HR	RBI	SH	SF	HP	BB	SO	SB	CS	SLG	OBP	E
19	DSL Cardinals	DSL	.214	53	168	30	36	10	0	0	14	0	0	2	41	51	9	2	.274	.374	10
20	DID NOT PLAY -- NO MiLB SEASON																				
Minor League Totals			.214	53	168	30	36	10	0	0	14	0	0	2	41	51	9	2	.274	.374	10

MENDOZA, Ramon**2B****Height** - 5'11 **Bats** - R **Born** - 8/31/2000 at Tijuana, Mexico**Weight** - 189 **Throws** - R **Resides** - Tijuana, Mexico**HOW OBTAINED** - Signed by the Cardinals as an International free agent on 5/26/18**CAREER NOTES - 2018:** Ranked T-8th among Cardinals minor leaguers with five triples...reached base safely in 26 straight games (6/21-7/31) with a .496 OBP...collected a career-high 5 RBI at DSL Yankees (8/20) and had six games with three or more RBI.

YR	CLUB	LG	AVG	G	AB	R	H	2B	3B	HR	RBI	SH	SF	HP	BB	SO	SB	CS	SLG	OBP	E
18	DSL Cardinals	DSL	.311	41	151	29	47	9	5	3	33	0	0	6	22	29	0	1	.497	.419	5
19	GCL Cardinals	GCL	.284	33	102	19	29	9	0	1	9	2	1	4	14	27	0	4	.402	.388	5
20	DID NOT PLAY -- NO MiLB SEASON																				
Minor League Totals			.300	74	253	48	76	18	5	4	42	2	1	10	36	56	0	5	.458	.407	10



MIRANDA, William

RHP

Height - 6'1 **Bats** - R **Born** - 02/14/2001 at Cartagena, Colombia
Weight - 186 **Throws** - R **Resides** - Cartagena, Colombia

HOW OBTAINED - Signed by the Cardinals as an International free agent on 3/1/2019

CAREER NOTES - 2019: Did not allow a home run to 174 total batters faced, marking him as 4th-Toughest to HR Off among Cardinals minor league pitchers.

YR	CLUB	LG	W-L	ERA	G	GS	CG	SHO	SV	IP	H	R	ER	HR	HB	BB	SO	WP	BK
19	DSL Cardinals	DSL	4-0	1.74	22	1	0	0	0	41.1	39	8	8	0	2	21	41	10	1
20	DID NOT PLAY -- NO MiLB SEASON																		
Minor League Totals			4-0	1.74	22	1	0	0	0	41.1	39	8	8	0	2	21	41	10	1

MONTANO, Luis M.

OF

Height - 6'1 **Bats** - L **Born** - 4/10/2000 at Santo Domingo, Dominican Republic
Weight - 196 **Throws** - R **Resides** - Santo Domingo, Dominican Republic

HOW OBTAINED - Signed by the Cardinals as an International free agent, 7/2/2016

CAREER NOTES - PREP: Was one of nine members of the first graduating class from High School in the St. Louis Cardinals Academy in Dominican Republic in 2019. **2018:** Ranked 2nd in the Dominican Summer League with 20 doubles...tied for 8th among Cardinals minor league players with five triples.

YR	CLUB	LG	AVG	G	AB	R	H	2B	3B	HR	RBI	SH	SF	HP	BB	SO	SB	CS	SLG	OBP	E
17	DSL Cardinals	DSL	.208	54	159	23	33	8	3	3	16	1	0	1	22	54	1	3	.352	.308	5
18	DSL Cardinals	DSL	.272	66	235	47	64	20	5	3	44	2	4	6	42	85	2	5	.438	.390	7
19	GCL Cardinals	GCL	.191	40	141	17	27	11	3	0	19	0	1	3	13	60	1	2	.312	.272	1
	Palm Beach	FSL	.125	5	16	0	2	1	0	0	2	0	1	0	1	6	0	0	.188	.167	0
20	DID NOT PLAY -- NO MiLB SEASON																				
Minor League Totals			.229	165	551	87	126	40	11	6	81	3	6	10	78	205	4	10	.374	.332	13

MOQUETE, Darlin

2B

Height - 5'11 **Bats** - R **Born** - 9/19/1999 at Bani, Dominican Republic
Weight - 167 **Throws** - R **Resides** - Bani, Dominican Republic

HOW OBTAINED - Signed by the Cardinals as an International free agent on 5/21/2018.

CAREER NOTES - 2019: Led all Cardinals minor leaguers in batting (.390) and ranked 3rd in stolen bases (23)...recorded an RBI in four straight games (8/2-8) totaling 10 RBI...ran off a 17-game hitting streak (.478, 25-65), 5th-longest in the DSL, including five straight multi-hit games (7/11-23)...hit safely in 36-of-39 games with an official at bat...hit two home runs in the final game of the season at DSL Rockies (8/23) completing an eight-game hitting streak (8/13-23) batting .567 (17-30) during the stretch. **2018:** Ranked 5th among Cardinals minor leaguers with 19 stolen bases...posted five straight games with multi-hits (8/6-10)...finished the season on an 11-game hit streak (8/14-25) batting .429 (21-49) during the stretch...was 3-for-8 with a double and three runs scored in the DSL playoffs.

YR	CLUB	LG	AVG	G	AB	R	H	2B	3B	HR	RBI	SH	SF	HP	BB	SO	SB	CS	SLG	OBP	E
18	DSL Cardinals	DSL	.275	56	204	53	56	8	3	1	19	2	1	3	19	38	21	5	.358	.344	7
19	DSL Cardinals	DSL	.390	43	154	43	60	5	4	5	33	0	4	6	17	16	23	4	.571	.459	1
20	DID NOT PLAY -- NO MiLB SEASON																				
Minor League Totals			.324	99	358	96	116	13	7	6	52	2	5	9	36	54	44	9	.450	.395	8

MORA, Sander J.

SS

Height - 5'7 **Bats** - R **Born** - 2/23/2001 at Yaracuy, Venezuela
Weight - 174 **Throws** - R **Resides** - Yaracuy, Venezuela

HOW OBTAINED - Signed by the Cardinals as an International free agent on 7/2/2017.

CAREER NOTES - 2019: Led all Cardinals minor leaguers with 33 stolen bases (3rd in the DSL) and ranked 7th in on-base percentage (.389); 10th with 49 walks (8th in DSL). **2018:** Ranked T-10th among Cardinals minor leaguers with 12 stolen bases...walked four times in a game vs. DSL Brewers (6/18)...was 2-for-4 with a run scored in the DSL playoffs.

YR	CLUB	LG	AVG	G	AB	R	H	2B	3B	HR	RBI	SH	SF	HP	BB	SO	SB	CS	SLG	OBP	E
18	DSL Cardinals	DSL	.234	54	188	43	44	11	1	0	17	1	1	7	35	46	12	7	.303	.372	13
19	DSL Cardinals	DSL	.266	65	256	63	68	13	2	0	26	1	2	4	49	54	33	8	.332	.389	18
20	DID NOT PLAY -- NO MiLB SEASON																				
Minor League Totals			.252	119	444	106	112	24	3	0	43	2	3	11	84	100	45	15	.320	.382	31

**MORENO, Jose M.****RHP****Height** - 6'1 **Bats** - R **Born** - 8/20/2000 at Atagracia de Orituco, Venezuela**Weight** - 170 **Throws** - R **Resides** - Altagracia de Orituco, Venezuela**HOW OBTAINED** - Signed by the Cardinals as an International free agent, 2/3/2017**CAREER NOTES** - **2018:** Struck out a career-high 11 batters over 7.0 innings vs. DSL Rangers (8/20).

YR	CLUB	LG	W-L	ERA	G	GS	CG	SHO	SV	IP	H	R	ER	HR	HB	BB	SO	WP	BK
17	DSL Cardinals	DSL	1-3	3.18	12	11	0	0	0	51.0	47	20	18	2	3	14	32	4	0
18	DSL Cardinals	DSL	3-5	4.30	14	14	0	0	0	67.0	68	42	32	4	1	27	59	7	2
19	Johnson City	Appy	3-5	8.33	13	13	0	0	0	54.0	93	60	50	8	1	29	41	0	0
20	DID NOT PLAY -- NO MILB SEASON																		
Minor League Totals			7-13	5.23	39	38	0	0	0	172.0	208	122	100	14	5	70	132	11	2

NUÑEZ, Edwin M.**RHP****Height** - 6'3 **Bats** - R **Born** - 11/5/2001 at Nagua, Dominican Republic**Weight** - 185 **Throws** - R **Resides** - Nagua, Dominican Republic**HOW OBTAINED** - Signed by the Cardinals as an International free agent on 6/26/2020.

YR	CLUB	LG	W-L	ERA	G	GS	CG	SHO	SV	IP	H	R	ER	HR	HB	BB	SO	WP	BK
2021 WILL BE HIS FIRST PROFESSIONAL SEASON																			

NUÑEZ, Malcolm**3B****Height** - 5'11 **Bats** - R **Born** - 3/9/2001 at Havana, Cuba**Weight** - 205 **Throws** - R **Resides** - Havana, Cuba**HOW OBTAINED** - Signed by the Cardinals as an International free agent on 7/3/18.**CAREER NOTES** - **2020:** Participated at the Alternate Training Site in Springfield during the COVID-19 Major League Baseball protocols...anticipated in early workouts and seminars as part of the Cardinals two-week Instructional Camp in January...

enters the season rated as the No. 17 prospect in the Cardinals organization by *Baseball America* **2019:** Participated in early workouts and seminars as part of the Cardinals Spring Training Early Program (S.T.E.P.) **2018:** Won the Dominican Summer League Triple Crown, leading the league in batting (.415), home runs (13), RBI (59), as well as on-base pct. (.497), slugging (.774), total bases (127), AB/HR ratio (12.62 AB/HR), and ranked in the Top 5 in extra base hits (31, 2nd) and intentional walks (3, T-1st)...named Cardinals Minor League Player of the Month for August...ran off the longest on-base streak in the DSL at 34 games (7/6-8/18) with a .529 OBP during...posted the 2nd-longest hitting streak in the DSL at 22 games (7/13-8/8) batting .465 (40-86) during the stretch...was 3-for-8 with a double and four RBI in two games in the DSL playoffs...led all Cardinals minor leaguers in batting, on-base pct., slugging and OPS (1.272)...rated as the No. 9 prospect in the Cardinals organization by *Baseball America*.

YR	CLUB	LG	AVG	G	AB	R	H	2B	3B	HR	RBI	SH	SF	HP	BB	SO	SB	CS	SLG	OBP	E
18	DSL Cardinals	DSL	*.415	44	164	44	68	16	2	*13	*59	0	4	5	26	29	3	0	*.774	*.497	1
19	Peoria	Mid	.183	21	71	5	13	1	0	0	5	0	0	1	5	15	0	0	.197	.247	4
	Johnson City	Appy	.254	37	130	14	33	11	0	2	13	0	0	3	13	32	3	2	.385	.336	7
20	DID NOT PLAY -- ALTERNATE TRAINING SITE ONLY																				
Minor League Totals			.312	102	365	63	114	28	2	15	77	0	4	9	44	76	6	2	.523	.396	12

ORECCHIA, Jesus A.**C****Height** - 6'0 **Bats** - R **Born** - 4/22/2001 at Aragua, Venezuela**Weight** - 205 **Throws** - R **Resides** - Aragua, Venezuela**HOW OBTAINED** - Signed by the Cardinals as an International free agent on 7/2/2017.**CAREER NOTES** - **CAREER:** Has thrown out 28.8% (46 CS/160 SB ATT) of attempted base stealers. **2019:** Threw out 30.1% (28 CS/93 SB ATT) of attempted base stealers. **2018:** Threw out 26.9% (18 CS/67 SB ATT) of attempted base stealers.

YR	CLUB	LG	AVG	G	AB	R	H	2B	3B	HR	RBI	SH	SF	HP	BB	SO	SB	CS	SLG	OBP	E
18	DSL Cardinals	DSL	.172	42	134	14	23	7	0	0	13	0	1	1	13	37	0	0	.224	.248	6
19	DSL Cardinals	DSL	.192	44	146	19	28	5	1	1	18	1	1	1	20	25	1	0	.260	.292	7
20	DID NOT PLAY -- NO MILB SEASON																				
Minor League Totals			.182	86	280	33	51	12	1	1	31	1	2	2	33	62	1	0	.243	.271	13



ORTEGA, Wilmer

RHP

Height - 6'2 **Bats** - R **Born** - 4/4/2001 at San Felipe, Venezuela
Weight - 188 **Throws** - R **Resides** - San Felipe, Venezuela

HOW OBTAINED - Signed by the Cardinals as an International free agent on 04/18/2019.

CAREER NOTES - 2019: Was 8th-Toughest to HR Off (116.5 total batters faced/HR) among Cardinals minor league pitchers.

YR	CLUB	LG	W-L	ERA	G	GS	CG	SHO	SV	IP	H	R	ER	HR	HB	BB	SO	WP	BK
19	DSL Cardinals	DSL	5-0	2.77	12	12	0	0	0	55.1	49	23	17	1	9	17	39	9	1
20	DID NOT PLAY -- NO MiLB SEASON																		
Minor League Totals			5-0	2.77	12	12	0	0	0	55.1	49	23	17	1	9	17	39	9	1

ORTIZ, Luis

RHP

Height - 6'2 **Bats** - R **Born** - 7/23/2000 at San Pedro de Macoris, Dominican Republic
Weight - 190 **Throws** - R **Resides** - San Pedro de Macoris, Dominican Republic

HOW OBTAINED - Signed by the Cardinals as an International free agent, 5/21/2018

YR	CLUB	LG	W-L	ERA	G	GS	CG	SHO	SV	IP	H	R	ER	HR	HB	BB	SO	WP	BK
18	DSL Cardinals	DSL	2-4	5.81	14	11	0	0	1	52.2	66	46	34	1	5	18	44	1	2
19	DSL Cardinals	DSL	0-1	1.74	3	2	0	0	0	10.1	11	6	2	0	0	2	10	1	0
	GCL Cardinals	GCL	1-3	3.43	5	3	0	0	1	21.0	26	18	8	3	2	9	15	3	1
	Johnson City	Appy	0-4	10.73	7	6	0	0	0	24.1	46	34	29	4	4	13	16	0	0
20	DID NOT PLAY -- NO MiLB SEASON																		
Minor League Totals			3-12	6.06	29	22	0	0	2	108.1	149	104	73	8	11	42	85	5	3

OTAMENDI, Hansel

OF

Height - 5'9 **Bats** - R **Born** - 2/15/2002 at La Havana, Cuba
Weight - 185 **Throws** - R **Resides** - La Havana, Cuba

HOW OBTAINED - Signed by the Cardinals as an International free agent, 4/17/2019

CAREER NOTES - 2019: Ranked 9th among Cardinals minor league players with a .386 on-base percentage.

YR	CLUB	LG	AVG	G	AB	R	H	2B	3B	HR	RBI	SH	SF	HP	BB	SO	CS	SLG	OBP	E	
19	DSL Cardinals	DSL	.237	57	194	39	46	7	2	0	20	1	5	7	43	23	10	2	.294	.386	1
20	DID NOT PLAY -- NO MiLB SEASON																				
Minor League Totals			.237	57	194	39	46	7	2	0	20	1	5	7	43	23	10	2	.294	.386	1

OXNEVAD, Ian E.

LHP

Height - 6'4 **Bats** - R **Born** - 10/3/1996 at Seattle, WA
Weight - 220 **Throws** - L **Resides** - Shoreline, WA

SCHOOL - Shorewood (WA) High School

HOW OBTAINED - Cardinals 8th round selection (251st Overall) in the June, 2015 First-Year Player Draft

CAREER NOTES - 2019: Participated in early workouts and seminars as part of the Cardinals Spring Training Early Program (S.T.E.P.) **2018:** Took the loss in his one Florida State League playoff start throwing 4.2 innings and allowing two runs.

2017: Ranked 8th among Cardinals minor league pitchers in innings pitched (132.0) and T6th in games started (23)...made one start and pitched 6.0 innings in a no decision in the Midwest League playoffs. **2016:** Tied for the Appalachian League lead with 72.0 innings and led the league in total batters faced (303), at-bats against (283) and hits allowed (80)...ranked 8th in the Appy League in ERA (3.38) and 4th in lowest walk/9 IP (1.63)...ranked 10th among Cardinals minor league pitchers in ERA...made one start and pitched 3.0 innings in the Appy League playoffs. ..struck out a career-high nine batters twice (vs. Princeton 7/4 & at Pulaski 7/18). **2015:** Earned first save in a 4.0-inning relief appearance (8/18)...did not allow a home run until his last inning pitched of the season. **PREP:** Posted an 0.69 ERA over 60.2 innings pitched during his senior season, including a 13 strikeout game and a five-inning no-hitter in his first two starts. **MISC:** Signed his college letter of intent with Oregon State University.

PRONOUNCED: OX-ne-vahd

YR	CLUB	LG	W-L	ERA	G	GS	CG	SHO	SV	IP	H	R	ER	HR	HB	BB	SO	WP	BK
15	GCL Cardinals	GCL	1-1	2.42	8	7	0	0	1	26.0	23	9	7	1	1	8	16	2	1
16	Johnson City	Appy	5-3	3.38	12	12	0	0	0	+72.0	*80	32	27	7	4	13	57	3	0
17	Peoria	Mid	3-10	4.09	24	23	1	0	0	132.0	134	72	60	17	10	34	84	8	4
18	Palm Beach	FSL	7-6	4.79	22	18	0	0	0	114.2	137	66	61	10	5	34	63	6	0
19	DID NOT PLAY -- INJURED																		
20	DID NOT PLAY -- NO MiLB SEASON																		
Minor League Totals			16-20	4.05	66	60	1	0	1	344.2	374	179	155	35	20	89	220	19	5

**OZORIA, Michael**

Height - 6'4 **Bats** - L **Born** - 12/04/2001 at Santo Domingo, Dominican Republic
Weight - 167 **Throws** - L **Resides** - Santo Domingo, Dominican Republic
HOW OBTAINED - Signed by the Cardinals as an International free agent on 10/20/2018.

LHP

YR	CLUB	LG	W-L	ERA	G	GS	CG	SHO	SV	IP	H	R	ER	HR	HB	BB	SO	WP	BK
20	DID NOT PLAY -- NO MiLB SEASON																		

PACHECO, Freddy

Height - 5'11 **Bats** - R **Born** - 4/17/1998 at Araguaita, Venezuela
Weight - 221 **Throws** - R **Resides** - Araguaita, Venezuela
HOW OBTAINED - Signed by the Cardinals as an International free agent, 11/29/2017

RHP

CAREER NOTES - CAREER: Has led all Cardinals minor league pitchers in strikeouts/9 IP each of the last two seasons (2018 & 2019) and has averaged 14.76 K/9 IP over 89.0 career innings...has not allowed a home run to 397 total batters faced in his minor league career. **2020:** Participated in early workouts and seminars as part of the Cardinals two-week Instructional Camp in January. **2019:** Led Cardinals minor league pitchers in strikeouts/9 IP (14.8) and was 2nd-Toughest to HR Off (261 total batters faced/0 HR). **2018:** Led Cardinals minor league pitchers in strikeouts/9 IP (14/7) and ranked in the Top 10 in WHIP (0.99, 7th) and Toughest to HR Off (136 TBF/0 HR, 9th)...struck out a batter in all 20 of his appearances with a season-high of six over 3.0 innings vs. GCL Mets (8/16)...had eight unearned runs out of nine in the Gulf Coast League.

YR	CLUB	LG	W-L	ERA	G	GS	CG	SHO	SV	IP	H	R	ER	HR	HB	BB	SO	WP	BK
18	DSL Cardinals	DSL	3-0	1.50	11	0	0	0	4	18.0	7	4	3	0	0	8	35	5	0
	GCL Cardinals	GCL	1-2	0.55	9	1	0	0	1	16.1	9	9	1	0	0	10	21	1	0
19	Peoria	Mid	1-4	4.12	41	0	0	0	3	54.2	38	29	25	0	3	56	90	13	1
20	DID NOT PLAY -- NO MiLB SEASON																		
Minor League Totals			5-6	2.93	61	1	0	0	8	89.0	54	42	29	0	3	74	146	19	1

PALLANTE, Neil A. (Andre)

Height - 6'0 **Bats** - R **Born** - 9/18/1998 at Mission Viejo, CA
Weight - 203 **Throws** - R **Resides** - San Clemente, CA
SCHOOL - University of California-Irvine

RHP

HOW OBTAINED - Cardinals' 4th round selection (125th overall) in the June, 2019 First-Year Player Draft.
CAREER NOTES - 2020: Participated in early workouts and seminars as part of the Cardinals two-week Instructional Camp in January. **2019:** Named a New York-Penn League All-Star and threw a scoreless inning with a strikeout in the game...ranked 9th among Cardinals minor league pitchers in WHIP (1.07). **COLLEGE:** Two-time all-Big West honoree was 26-9 with a 2.59 ERA and 260 strikeouts over 243 innings...was 10-1 with a 1.60 ERA during sophomore season, posting the 2nd-lowest ERA in school history and 6th in NCAA Division 1...two-time Big West Pitcher of the Week...traveled with the U.S. Collegiate National Baseball Team after sophomore season. **MISC:** High school teammate of Atlanta Braves first round pick (2015) Kolby Allard at San Clemente High School.

YR	CLUB	LG	W-L	ERA	G	GS	CG	SHO	SV	IP	H	R	ER	HR	HB	BB	SO	WP	BK
19	State College	NYP	1-0	2.78	11	9	0	0	0	35.2	27	11	11	2	2	11	38	0	0
20	DID NOT PLAY -- NO MiLB SEASON																		
Minor League Totals			1-0	2.78	11	9	0	0	0	35.2	27	11	11	2	2	11	38	0	0

PANIAGUA, Inohan

Height - 6'1 **Bats** - R **Born** - 2/6/2000 at Bonao, Dominican Republic
Weight - 221 **Throws** - R **Resides** - Bonao, Dominican Republic
HOW OBTAINED - Signed by the Cardinals as an International free agent, 12/22/2017

RHP

CAREER NOTES - 2018: Maintained or increased his strikeout total in each of his last seven starts of the season...allowed five runs over 3.2 innings striking out five batters in his lone DSL playoffs start.

YR	CLUB	LG	W-L	ERA	G	GS	CG	SHO	SV	IP	H	R	ER	HR	HB	BB	SO	WP	BK
18	DSL Cardinals	DSL	3-3	3.77	14	14	0	0	0	57.1	53	29	24	3	7	16	51	3	0
19	GCL Cardinals	GCL	2-5	5.98	11	9	0	0	0	49.2	59	40	33	3	6	16	47	8	0
	State College	NYP	0-0	10.13	2	2	0	0	0	5.1	7	6	6	0	0	6	1	1	0
20	DID NOT PLAY -- NO MiLB SEASON																		
Minor League Totals			5-8	5.05	27	25	0	0	0	112.1	119	75	63	6	13	38	99	12	0



PATTERSON, Jacob C.

LHP

Height - 6'1 Bats - R Born - 10/30/1995 at Dallas, TX
 Weight - 202 Throws - L Resides - Garland, TX

HOW OBTAINED - Cardinals' 13th round selection (394th overall) in the June, 2017 First-Year Player Draft.

SCHOOL: Texas Tech University

CAREER NOTES - CAREER: Has led or tied for the league lead in appearances in each of his first three professional seasons. **2019:** Led the Texas League in appearances (51) matching his career-high from 2018...ranked among Cardinals minor league pitchers in appearances (51, T2nd), 5th in strikeouts/9 IP (12.0) and strikeout/walk ratio (4.3, 4th)...pitched on consecutive days six times. **2018:** Led the Florida State League in appearances (51) and Holds (13); ranked among the Top 5 FSL relievers in lowest opponent BA (.219, 4th), strikeouts/9 IP (10.07) and fewest baserunners/9 IP (10.77)...made a 2.0 inning scoreless appearance in the FSL playoffs...led all Cardinals minor league pitchers in appearances (51)...pitched on consecutive days five times...pitched on consecutive days five times. **2017:** Tied for the Appalachian League lead in appearances (23) and ranked 2nd in saves (9) and games finished (18)...ranked 5th among Cardinals minor leaguers in saves. **PREP:** Played in the Connie Mack World Series for D-Bat Leach.

YR	CLUB	LG	W-L	ERA	G	GS	CG	SHO	SV	IP	H	R	ER	HR	HB	BB	SO	WP	BK
17	Johnson City	Appy	1-3	1.93	+23	0	0	0	9	23.1	15	8	5	1	1	7	33	2	1
18	Palm Beach	FSL	4-3	3.64	*51	0	0	0	4	64.1	51	29	26	2	3	23	72	3	0
19	Springfield	Tex	6-5	5.55	*51	1	0	0	1	58.1	66	42	36	13	4	18	78	4	0
20	DID NOT PLAY -- NO MiLB SEASON																		
Minor League Totals			11-11	4.13	125	1	0	0	14	146.0	132	79	67	16	8	48	183	9	1

PEÑA, Leudy

OF

Height - 6'4 Bats - L Born - 11/17/2000 at Nigua, Dominican Republic
 Weight - 220 Throws - R Resides - Nigua, Dominican Republic

HOW OBTAINED - Signed by the Cardinals as an International free agent on 7/2/2017.

YR	CLUB	LG	AVG	G	AB	R	H	2B	3B	HR	RBI	SH	SF	HP	BB	SO	SB	CS	SLG	OBP	E
18	DSL Cardinals	DSL	.245	29	110	13	27	6	1	3	13	0	0	2	10	31	0	0	.400	.320	1
19	DSL Cardinals	DSL	.215	51	177	32	38	9	0	4	29	0	1	5	35	65	0	1	.333	.358	3
20	DID NOT PLAY -- NO MiLB SEASON																				
Minor League Totals			.226	80	287	45	65	15	1	7	42	0	1	7	45	96	0	1	.359	.344	4

PERALTA, Juan

RHP

Height - 6'2 Bats - R Born - 8/9/2002 at Hildago, TX
 Weight - 175 Throws - R Resides - Hildago, TX

HOW OBTAINED - Signed by the Cardinals as an International free agent on 6/14/2019.

YR	CLUB	LG	W-L	ERA	G	GS	CG	SHO	SV	IP	H	R	ER	HR	HB	BB	SO	WP	BK
19	DSL Cardinals	DSL	1-1	5.85	12	1	0	0	1	20.0	30	18	13	2	0	4	11	2	0
20	DID NOT PLAY -- NO MiLB SEASON																		
Minor League Totals			1-1	5.85	12	1	0	0	1	20.0	30	18	13	2	0	4	11	2	0

PEREIRA, Wilfredo A.

RHP

Height - 6'0 Bats - R Born - 4/26/1999 at Puerto Armuelles, Panama
 Weight - 215 Throws - R Resides - Puerto Armuelles, Panama

HOW OBTAINED - Signed by the Cardinals as an International free agent, 3/19/2016.

CAREER NOTES - 2019: Ranked 8th among Cardinals minor league pitchers with a 1.07 WHIP. **2017:** Ranked 8th among Cardinals minor league pitchers in Toughest to HR Off (190 TBF/HR).

YR	CLUB	LG	W-L	ERA	G	GS	CG	SHO	SV	IP	H	R	ER	HR	HB	BB	SO	WP	BK
16	DSL Cardinals	DSL	2-1	2.27	18	0	0	0	0	35.2	40	13	9	0	2	7	27	1	0
17	DSL Cardinals	DSL	1-7	3.16	12	10	0	0	0	51.1	51	21	18	1	2	20	38	1	1
18	DSL Cardinals	DSL	0-0	1.64	2	2	0	0	0	11.0	10	5	2	0	1	1	11	0	0
	GCL Cardinals	GCL	3-4	5.53	11	7	0	0	0	42.1	53	33	26	4	1	17	27	6	0
19	Peoria	Mid	1-0	2.45	7	0	0	0	0	25.2	21	7	7	0	0	6	28	3	1
	Johnson City	Appy	2-1	2.42	11	1	0	0	2	26.0	21	9	7	5	1	7	21	1	0
20	DID NOT PLAY -- NO MiLB SEASON																		
Minor League Totals			9-13	3.23	61	20	0	0	2	192.0	196	88	69	10	7	58	152	12	2

**PEREZ, Marcelo D.**

SS

Height - 6'2 **Bats** - R **Born** - 1/7/2004 at Santo Domingo Centro, Dominican Republic
Weight - 181 **Throws** - R **Resides** - Santo Domingo Oeste, Dominican Republic
HOW OBTAINED - Signed by the Cardinals as an International free agent on 1/15/2021.

YR	CLUB	LG	AVG	G	AB	R	H	2B	3B	HR	RBI	SH	SF	HP	BB	SO	SB	CS	SLG	OBP	E
2021 WILL BE HIS FIRST PROFESSIONAL SEASON																					

PIMENTEL, Eduar

RHP

Height - 6'2 **Bats** - R **Born** - 2/23/2001 at San Cristobal, Dominican Republic
Weight - 175 **Throws** - R **Resides** - San Cristobal, Dominican Republic
HOW OBTAINED - Signed by the Cardinals as an International free agent, 2/11/2019

YR	CLUB	LG	W-L	ERA	G	GS	CG	SHO	SV	IP	H	R	ER	HR	HB	BB	SO	WP	BK	
19	DSL Cardinals	DSL	0-2	6.05	11	4	0	0	0	19.1	23	17	13	1	1	8	17	6	1	
20	DID NOT PLAY -- NO MiLB SEASON																			
Minor League Totals			0-2	6.05	11	4	0	0	0	19.1	23	17	13	1	1	8	17	6	1	

PINDER, Chase A.

OF

Height - 5'11 **Bats** - R **Born** - 3/16/1996 at Poquoson, VA
Weight - 180 **Throws** - R **Resides** - Poquoson, VA
SCHOOL - Clemson University

HOW OBTAINED - Cardinals 7th round selection (214th overall) in the June, 2017 First-Year Player Draft.

CAREER NOTES - 2019: Participated in early workouts and seminars as part of the Cardinals Spring Training Early Program (S.T.E.P.) **2018:** Tied for 7th among Cardinals minor leaguers with 48 walks...ran off a 20-game on-base streak (7/1-23) with an on-base pct. of .456 during the stretch. **2017:** Ranked 8th in the Appalachian League in batting (.320) and 2nd in slugging...ranked 3rd among Cardinals minor leaguers in batting (.320) and 2nd in OPS (.880). **MISC:** Older brother, Chad, is an infielder in Oakland's organization...his father Chris, played college baseball at Florida State and Virginia Commonwealth.

YR	CLUB	LG	AVG	G	AB	R	H	2B	3B	HR	RBI	SH	SF	HP	BB	SO	SB	CS	SLG	OBP	E
17	Johnson City	Appy	.320	50	169	35	34	9	1	3	21	1	1	7	31	39	5	3	.438	.442	0
18	Palm Beach	FSL	.252	78	278	37	70	13	2	4	30	2	2	3	44	62	3	5	.356	.358	1
	Springfield	Tex	.267	11	30	2	8	0	0	0	1	0	0	4	7	0	0	.267	.353	0	
19	Springfield	Tex	.160	14	50	4	8	0	0	0	1	1	0	0	5	19	0	0	.160	.236	2
	Palm Beach	FSL	.202	73	242	31	49	7	0	4	21	4	3	8	32	72	1	3	.260	.300	5
20	DID NOT PLAY -- NO MiLB SEASON																				
Minor League Totals			.246	226	769	109	189	29	3	11	74	8	6	18	116	199	9	11	.334	.355	8

PLUMMER, Nicholas R. (Nick)

OF

Height - 5'11 **Bats** - L **Born** - 7/31/1996 at Royal Oak, MI
Weight - 230 **Throws** - L **Resides** - Lathrup Village, MI
SCHOOL - Brother Rice (MI) High School

HOW OBTAINED - Cardinals 1st round selection (23rd Overall) in the June, 2015 First-Year Player Draft.

CAREER NOTES - CAREER: Walks one out of every six plate appearances (15.3%). **2018:** Ranked 5th in the Midwest League and led all Cardinals minor league players with 67 walks. **2017:** Ranked 5th among Cardinals minor leaguers with 53 walks...was 1-for-2 with a stolen base in the Midwest League playoffs. **2016:** Missed the entire season with a right wrist injury. **2015:** Led the Gulf Coast League in runs (43) and walks (39), and ranked T2nd in triples (5)...ranked 8th in the GCL in on-base percentage (.379)...ranked among Cardinals minor leaguers in triples (5, 7th) and on-base percentage (.379, 10th)...posted nine games with multiple walks with a season-high three twice (7/11 at GCL Nationals & 8/25 vs. GCL Mets)...scored a run in 31-of-51 games...reached base safely via hit, walk or HBP in 48-of-51 games...rated as the No. 8 prospect and "Best Hitter for Average" in the Cardinals organization by *Baseball America*. **PREP:** Batted .520 with 68 runs, 32 stolen bases and 22 doubles in 41 games his senior season in high school. **MISC:** Signed his letter of intent to the University of Kentucky.

YR	CLUB	LG	AVG	G	AB	R	H	2B	3B	HR	RBI	SH	SF	HP	BB	SO	SB	CS	SLG	OBP	E
15	GCL Cardinals	GCL	.228	51	180	*43	41	8	5	1	22	1	2	6	*39	56	8	6	.344	.379	1
16	Johnson City	Appy	DID NOT PLAY -- INJURED																		
17	Peoria	Mid	.198	92	278	36	55	11	1	4	17	0	1	14	53	109	8	9	.288	.353	4
18	Peoria	Mid	.205	104	336	54	69	15	3	8	30	1	0	7	67	131	10	7	.339	.349	7
19	Palm Beach	FSL	.176	96	289	35	51	15	2	5	29	3	5	12	47	119	3	3	.294	.312	1
20	DID NOT PLAY -- NO MiLB SEASON																				
Minor League Totals			.199	343	1083	168	216	49	11	18	98	5	8	39	206	415	29	25	.315	.345	6



PORTILLO, Reiny

RHP

Height - 6'2 **Bats** - R **Born** - 1/14/2001 at Los Puertos de Altigracia, Venezuela

Weight - 196 **Throws** - R **Resides** - Los Puertos de Altigracia, Venezuela

HOW OBTAINED - Signed by the Cardinals as an International free agent on 7/28/2018

CAREER NOTES - 2019: Ranked 4th among Cardinals minor league pitchers in ERA (2.87) and opponent BA (.219).

YR	CLUB	LG	W-L	ERA	G	GS	CG	SHO	SV	IP	H	R	ER	HR	HB	BB	SO	WP	BK
19	DSL Cardinals	DSL	2-4	2.87	12	12	0	0	0	59.2	49	23	19	3	5	20	56	6	0
20	DID NOT PLAY -- NO MiLB SEASON																		
Minor League Totals			2-4	2.87	12	12	0	0	0	59.2	49	23	19	3	5	20	56	6	0

PRATER, Levi O.

LHP

Height - 6'1 **Bats** - S **Born** - 6/20/1999 at Ada, OK

Weight - 220 **Throws** - L **Resides** - Ada, OK

SCHOOL - University of Oklahoma

HOW OBTAINED - Cardinals' 3rd round selection (93rd overall) in the June, 2020 First-Year Player Draft.

CAREER NOTES - COLLEGE: Over 53 career college appearances posted an 11-8 record with a 3.56 ERA and 194 strikeouts over 154.1 innings pitched. **PREP:** Led Byng (Okla.) High School to its 2017 4A State Championship while winning Oklahoma 4A Conference Player of the Year award his senior season. **MISC:** Lost three fingers on his right (non-throwing) hand in a lawnmower accident as a child.

YR	CLUB	LG	W-L	ERA	G	GS	CG	SHO	SV	IP	H	R	ER	HR	HB	BB	SO	WP	BK
20	DID NOT PLAY -- NO MiLB SEASON																		

PUELLO, Julio

RHP

Height - 6'4 **Bats** - R **Born** - 1/7/1999 at La Romana, Dominican Republic

Weight - 185 **Throws** - R **Resides** - La Romana, Dominican Republic

HOW OBTAINED - Signed by the Cardinals as an International free agent, 5/29/2018

CAREER NOTES - 2019: Was 0-1 with a 10.50 ERA in his lone Appalachian League playoff start allowing seven runs over 6.0 innings...ranked 8th among Cardinals minor league pitchers with a 3.8 strikeout/walk ratio. **2018:** Tied for the Dominican Summer League lead in winning percentage (1.000, 7-0) and ranked among the league leaders in innings pitched (74.2, 4th), strikeouts (82, 3rd) 4th in strikeouts/9 IP among starting pitchers (9.84)...led all Cardinals minor league pitchers in ERA (2.05) and was Toughest to HR off (304 TBF/0 HR)...ranked 2nd among Cardinals minor league pitchers in opponent batting average (.210)...struck out a season-high 12 batters over 6.0 innings at DSL Yankees (8/20).

YR	CLUB	LG	W-L	ERA	G	GS	CG	SHO	SV	IP	H	R	ER	HR	HB	BB	SO	WP	BK
18	DSL Cardinals	DSL	7-0	2.05	15	13	0	0	0	74.2	57	21	17	0	8	23	82	6	0
19	Johnson City	Appy	5-4	5.40	13	13	0	0	0	71.2	77	45	43	8	11	18	68	4	0
20	DID NOT PLAY -- NO MiLB SEASON																		
Minor League Totals			12-4	3.69	28	26	0	0	0	146.1	134	66	60	8	19	41	150	10	0

RALSTON, Jack W.

RHP

Height - 6'6 **Bats** - R **Born** - 8/13/1997 at Panorama City, CA

Weight - 231 **Throws** - R **Resides** - Newhall, CA

SCHOOL - University of California-Los Angeles (UCLA)

HOW OBTAINED - Cardinals' 7th round selection (215th overall) in the June, 2019 First-Year Player Draft.

CAREER NOTES - 2019: Ranked T9th among Cardinals minor league pitchers with five saves.

COLLEGE: Dick Howser Trophy Semi-finalist in 2019...All-Pac 12 Pitching Honors...was the first Bruins 10-game winner since 2015...pitched out of the bullpen for the 2018 Cape Cod League Champion Wareham Gatemen...was 11-1 with a 2.55 ERA over 95.1 innings striking out 107 batters...won his first 11 games in 2019 before a loss to Loyola Marymount in the Los Angeles NCAA Regional.

YR	CLUB	LG	W-L	ERA	G	GS	CG	SHO	SV	IP	H	R	ER	HR	HB	BB	SO	WP	BK
19	State College	NYP	1-0	1.07	17	0	0	0	5	25.1	12	4	3	0	0	7	26	1	3
20	DID NOT PLAY -- NO MiLB SEASON																		
Minor League Totals			1-0	1.07	17	0	0	0	5	25.1	12	4	3	0	0	7	26	1	3

MINOR LEAGUE PLAYERS

**RAMIREZ, Brayán****RHP****Height** - 6'4 **Bats** - R **Born** - 9/29/2001 at Cartagena, Colombia**Weight** - 207 **Throws** - R **Resides** - Cartagena, Colombia**HOW OBTAINED** - Signed by the Cardinals as an International free agent, 7/2/2019

YR	CLUB	LG	W-L	ERA	G	GS	CG	SHO	SV	IP	H	R	ER	HR	HB	BB	SO	WP	BK
19	DSL Cardinals	DSL	1-1	3.31	10	1	0	0	0	16.1	13	16	6	1	3	21	17	9	0
20	DID NOT PLAY -- NO MiLB SEASON																		
Minor League Totals			1-1	3.31	10	1	0	0	0	16.1	13	16	6	1	3	21	17	9	0

RAMIREZ, Claudio**OF****Height** - 6'1 **Bats** - R **Born** - 11/3/2000 at Barahona, Dominican Republic**Weight** - 185 **Throws** - R **Resides** - Barahona, Dominican Republic**HOW OBTAINED** - Signed by the Cardinals as an International free agent on 1/12/2018**CAREER NOTES - PREP:** Was one of three members of the second graduating class from High School in the St. Louis Cardinals Academy in Dominican Republic in 2020.

YR	CLUB	LG	AVG	G	AB	R	H	2B	3B	HR	RBI	SH	SF	HP	BB	SO	SB	CS	SLG	OBP	E
18	DSL Cardinals	DSL	.211	60	199	39	42	16	2	2	26	0	2	6	39	64	2	1	.342	.354	11
19	DSL Cardinals	DSL	.264	56	201	32	53	10	1	2	32	1	3	1	40	70	3	1	.353	.384	1
20	DID NOT PLAY -- NO MiLB SEASON																				
Minor League Totals			.238	116	400	71	95	26	3	4	58	1	5	7	79	134	5	2	.348	.384	12

RAMOS, Jeremy**OF****Height** - 6'2 **Bats** - R **Born** - 4/4/2003 at Espaillat, Dominican Republic**Weight** - 180 **Throws** - R **Resides** - Espaillat, Dominican Republic**HOW OBTAINED** - Signed by the Cardinals as an International free agent on 7/2/2019.

YR	CLUB	LG	AVG	G	AB	R	H	2B	3B	HR	RBI	SH	SF	HP	BB	SO	SB	CS	SLG	OBP	E
20	DID NOT PLAY -- NO MiLB SEASON																				

REDMOND, Chandler B.**INF****Height** - 6'1 **Bats** - L **Born** - 1/9/1997 at Middletown, MD**Weight** - 231 **Throws** - R **Resides** - Middletown, MD**SCHOOL** - Gardner-Webb University**HOW OBTAINED** - Cardinals' 32nd round selection (965th overall) in the June, 2019 First-Year Player Draft.**CAREER NOTES - 2019:** Appeared in the Appalachian League Top 10 in home runs (12, T3rd), RBI (40, 7th), on-base pct. (.382, 7th), slugging (.552, 3rd), OPS (.935, 3rd) and total bases (100, T5th)...ranked 3rd among Cardinals minor leaguers in slugging (.552) and 3rd in OPS (.935)...batted .316 (6-19) with 3 HR and 6 RBI in the Appalachian League playoffs.**COLLEGE:** Named 2019 Big South Conference Player of the Year leading the league with 18 home runs, 59 RBI and a .660 slugging percentage...ranked T-19th in NCAA Division I in home runs and T-33rd in slugging percentage during the 2019 season...set the school record for single-season (18) and career (50) home runs...had three multi-home run games during the 2019 season and six total in his career.

YR	CLUB	LG	AVG	G	AB	R	H	2B	3B	HR	RBI	SH	SF	HP	BB	SO	SB	CS	SLG	OBP	E
19	Johnson City	Appy	.287	54	181	37	52	12	0	12	40	0	2	4	25	55	4	2	.552	.382	3
20	DID NOT PLAY -- NO MiLB SEASON																				
Minor League Totals			.287	54	181	37	52	12	0	12	40	0	2	4	25	55	4	2	.552	.382	3

REICHENBORN, Tyler**OF****Height** - 5'11 **Bats** - R **Born** - 7/23/1998 at Saint Louis Park, MN**Weight** - 167 **Throws** - R **Resides** - Saint Louis Park, MN**SCHOOL** - Tennessee Wesleyan University**HOW OBTAINED** - Signed by the Cardinals as a non-drafted free agent, 7/16/2019

YR	CLUB	LG	AVG	G	AB	R	H	2B	3B	HR	RBI	SH	SF	HP	BB	SO	SB	CS	SLG	OBP	E
19	Palm Beach	FSL	.400	3	10	2	4	1	0	1	3	0	0	0	1	1	0	0	.800	.455	0
	GCL Cardinals	GCL	.250	21	68	9	17	2	3	3	8	0	3	3	10	15	1	5	.500	.357	0
20	DID NOT PLAY -- NO MiLB SEASON																				
Minor League Totals			.269	24	78	11	21	3	3	4	11	0	3	3	11	16	1	5	.538	.368	0

**REYNOSO, Elias R.**

SS

Height - 5'10 Bats - R Born - 11/25/2003 at Santo Domingo Centro, Dominican Republic

Weight - 158 Throws - R Resides - Santo Domingo Centro, Dominican Republic

HOW OBTAINED - Signed by the Cardinals as an International free agent on 1/15/2021.

YR	CLUB	LG	AVG	G	AB	R	H	2B	3B	HR	RBI	SH	SF	HP	BB	SO	SB	CS	SLG	OBP	E
2021 WILL BE HIS FIRST PROFESSIONAL SEASON																					

REYNOSO, Francis

OF

Height - 6'4 Bats - R Born - 12/26/2002 at Santo Domingo, Dominican Republic

Weight - 210 Throws - R Resides - Santo Domingo, Dominican Republic

HOW OBTAINED - Signed by the Cardinals as an International free agent, 7/2/2019

YR	CLUB	LG	AVG	G	AB	R	H	2B	3B	HR	RBI	SH	SF	HP	BB	SO	SB	CS	SLG	OBP	E
20 DID NOT PLAY -- NO MiLB SEASON																					

RICHARD, Yordy

RHP

Height - 6'1 Bats - R Born - 8/27/2002 at Guayubin, Dominican Republic

Weight - 191 Throws - R Resides - Guayubin, Dominican Republic

HOW OBTAINED - Signed by the Cardinals as an International free agent, 3/26/2019

YR	CLUB	LG	W-L	ERA	G	GS	CG	SHO	SV	IP	H	R	ER	HR	HB	BB	SO	WP	BK		
19	DSL Cardinals	DSL	4-0	4.31	12	8	0	0	0	48.0	46	26	23	3	5	21	43	3	0		
20 DID NOT PLAY -- NO MiLB SEASON																					
Minor League Totals			4-0	4.31	12	8	0	0	0	48.0	46	26	23	3	5	21	43	3	0		

RICHARDSON, Zade

C

Height - 6'1 Bats - R Born - 5/10/2000 at New Richmond, OH

Weight - 185 Throws - R Resides - New Richmond, OH

SCHOOL - Wabash Valley College (IL)

HOW OBTAINED - Cardinals' 22nd round selection (665th overall) in the June, 2019 First-Year Player Draft.

CAREER NOTES - 2019: Threw out 23.8% (5 CS/21 SB ATT) of attempted base stealers. COLLEGE: Helped Wabash Valley to the JUCO World Series batting .385 with 6 HR and 56 RBI, ranking 6th in the GRAC in RBI.

YR	CLUB	LG	AVG	G	AB	R	H	2B	3B	HR	RBI	SH	SF	HP	BB	SO	SB	CS	SLG	OBP	E
19	GCL Cardinals	GCL	.191	22	68	8	13	4	0	1	4	0	0	2	12	27	1	1	.294	.329	2
20 DID NOT PLAY -- NO MiLB SEASON																					
Minor League Totals			.191	22	68	8	13	4	0	1	4	0	0	2	12	27	1	1	.294	.329	2

RINCÓN, Hancel

RHP

Height - 6'2 Bats - R Born - 4/28/2002 at Los Llanos, Dominican Republic

Weight - 165 Throws - R Resides - Los Llanos, Dominican Republic

HOW OBTAINED - Signed by the Cardinals as an International free agent, 1/26/2019

YR	CLUB	LG	W-L	ERA	G	GS	CG	SHO	SV	IP	H	R	ER	HR	HB	BB	SO	WP	BK		
19	DSL Cardinals	DSL	1-5	3.75	15	9	0	0	0	50.1	47	27	21	2	3	19	41	15	1		
20 DID NOT PLAY -- NO MiLB SEASON																					
Minor League Totals			1-5	3.75	15	9	0	0	0	50.1	47	27	21	2	3	19	41	15	1		

RIVAS, Jeremy

SS

Height - 6'0 Bats - R Born - 3/4/2003 at Valencia, Venezuela

Weight - 180 Throws - R Resides - Valencia, Venezuela

HOW OBTAINED - Signed by the Cardinals as an International free agent, 7/2/2019.

YR	CLUB	LG	AVG	G	AB	R	H	2B	3B	HR	RBI	SH	SF	HP	BB	SO	SB	CS	SLG	OBP	E
20 DID NOT PLAY -- NO MiLB SEASON																					

**ROACH, Dalton****RHP****Height** - 6'2 **Bats** - R **Born** - 4/8/1996 at Eau Claire, WI**Weight** - 218 **Throws** - R **Resides** - Eau Claire, WI**SCHOOL** - Minnesota State University-Mankato**HOW OBTAINED** - Signed by the Cardinals as a non-drafted free agent, 6/13/2019.

YR	CLUB	LG	W-L	ERA	G	GS	CG	SHO	SV	IP	H	R	ER	HR	HB	BB	SO	WP	BK
18	River City (Ind.)	Fron	1-3	4.66	11	5	0	0	0	36.2	37	19	19	7	0	13	42	2	0
19	River City (Ind.)	Fron	4-0	1.13	5	5	1	0	0	32.0	17	4	4	4	2	6	37	1	0
	Peoria	Mid	1-1	3.71	6	6	0	0	0	34.0	30	16	14	0	2	15	34	0	0
	Johnson City	Appy	1-0	5.64	4	4	0	0	0	22.1	21	15	14	4	0	3	21	0	0
	State College	NYP	1-0	2.45	2	2	0	0	0	11.0	8	4	3	2	1	4	16	0	0
20	DID NOT PLAY -- NO MiLB SEASON																		
Independent Totals			5-3	3.01	16	10	1	0	0	68.2	54	23	23	11	2	19	79	3	0
Minor League Totals			3-1	4.14	12	12	0	0	0	67.1	59	35	31	6	3	22	71	0	0

RODRÍGUEZ, Dionys A.**RHP****Height** - 6'0 **Bats** - L **Born** - 9/3/2000 at Pedro Brand, Dominican Republic**Weight** - 195 **Throws** - R **Resides** - Pedro Brand, Dominican Republic**HOW OBTAINED** - Signed by the Cardinals as an International free agent, 5/14/2018

YR	CLUB	LG	W-L	ERA	G	GS	CG	SHO	SV	IP	H	R	ER	HR	HB	BB	SO	WP	BK
18	DSL Cardinals	DSL	4-0	7.40	19	0	0	0	2	24.1	21	24	20	1	5	32	26	6	0
19	DSL Cardinals	DSL	2-1	5.88	17	0	0	0	2	26.0	18	20	17	1	0	19	32	7	1
20	DID NOT PLAY -- NO MiLB SEASON																		
Minor League Totals			6-1	6.62	36	0	0	0	4	50.1	39	44	37	2	5	51	58	13	1

RODRÍGUEZ, Edgardo**C****Height** - 6'0 **Bats** - R **Born** - 11/29/2000 at Valencia, Venezuela**Weight** - 207 **Throws** - R **Resides** - Valencia, Venezuela**HOW OBTAINED** - Acquired along with LHP Matt Liberatore from the Tampa Bay Rays for OF José Martínez and OF Randy Arozarena, 1/9/2020.**CAREER NOTES - 2018:** Ranked among the Dominican Summer League leaders in batting (.330, 8th) and slugging percentage (.492, 9th).

YR	CLUB	LG	AVG	G	AB	R	H	2B	3B	HR	RBI	SH	SF	HP	BB	SO	SB	CS	SLG	OBP	E
18	DSL Rays	DSL	.330	51	191	34	63	11	1	6	34	0	5	8	12	19	1	1	.492	.384	3
19	GCL Rays	GCL	.400	10	25	3	10	1	1	0	6	0	1	1	1	6	0	0	.520	.429	0
20	DID NOT PLAY -- NO MiLB SEASON																				
Minor League Totals			.338	61	216	37	73	12	2	6	40	0	6	9	13	25	1	1	.495	.389	3

RODRÍGUEZ, Gustavo A.**OF****Height** - 6'1 **Bats** - R **Born** - 1/24/2000 at Mao, Dominican Republic**Weight** - 188 **Throws** - R **Resides** - Mao, Dominican Republic**HOW OBTAINED** - Signed by the Cardinals as an International free agent, 7/2/2017.**CAREER NOTES - PREP:** Was one of nine members of the first graduating class from High School in the St. Louis Cardinals Academy in Dominican Republic in 2019...named a Dominican Summer League All-Star.

YR	CLUB	LG	AVG	G	AB	R	H	2B	3B	HR	RBI	SH	SF	HP	BB	SO	SB	CS	SLG	OBP	E
18	DID NOT PLAY -- RESTRICTED LIST																				
19	DSL Cardinals	DSL	.266	56	207	37	55	15	3	1	41	0	10	1	31	76	5	1	.382	.349	1
20	DID NOT PLAY -- NO MiLB SEASON																				
Minor League Totals			.266	56	207	37	55	15	3	1	41	0	10	1	31	76	5	1	.382	.349	1



RODRÍGUEZ, Gustavo J.

RHP

Height - 6'3 Bats - R Born - 1/8/2001 at Cumana, Venezuela
 Weight - 175 Throws - R Resides - Cumana, Venezuela

HOW OBTAINED - Signed by the Cardinals as an International free agent, 7/17/2018.

CAREER NOTES - 2019: Ranked among Cardinals minor league pitchers in ERA (2.04, 2nd), strikeout/walk ratio (4.8, 2nd) and Toughest to HR Off (117.0 TBF/HR).

YR	CLUB	LG	W-L	ERA	G	GS	CG	SHO	SV	IP	H	R	ER	HR	HB	BB	SO	WP	BK
18	DSL Cardinals	DSL	0-1	2.25	8	1	0	0	0	12.0	12	6	3	0	0	8	4	1	0
19	DSL Cardinals	DSL	4-1	2.04	12	12	0	0	0	57.1	51	22	13	1	5	11	53	4	1
20	DID NOT PLAY -- NO MiLB SEASON																		
Minor League Totals			4-2	2.08	20	13	0	0	0	69.1	63	28	16	1	5	19	57	5	1

RODRÍGUEZ, José

OF

Height - 6'3 Bats - R Born - 8/4/2002 at Dajabon, Dominican Republic
 Weight - 200 Throws - R Resides - Dajabon, Dominican Republic

HOW OBTAINED - Signed by the Cardinals as an International free agent, 3/29/2019

YR	CLUB	LG	AVG	G	AB	R	H	2B	3B	HR	RBI	SH	SF	HP	BB	SO	SB	CS	SLG	OBP	E
19	DSL Cardinals	DSL	.200	17	60	8	12	3	0	1	9	0	0	2	7	25	0	0	.300	.304	2
20	DID NOT PLAY -- NO MiLB SEASON																				
Minor League Totals			.200	17	60	8	12	3	0	1	9	0	0	2	7	25	0	0	.300	.304	2

RODRÍGUEZ, Julio E.

C

Height - 6'0 Bats - R Born - 6/11/1997 at Santiago de los Caballeros, Dominican Republic
 Weight - 245 Throws - R Resides - Santiago de los Caballeros, Dominican Republic

HOW OBTAINED - Signed by the Cardinals as an International free agent, 1/26/2016

CAREER NOTES - CAREER: Has thrown out 40.7% (99 CS/243 SB ATT) of attempted base stealers. **2021:** Rated as the "Best Defensive Catcher" in the Cardinals organization entering the season by Baseball America's "Best Tools" survey. **2020:** Was invited to Major League Spring Training in Jupiter as a non-roster invitee. **2019:** Florida State League Mid-Season All-Star, started for the South Squad and was 0-for-1, batting 6th in the lineup. Named FSL Player of the Week (5/6-12) batting .529 (8-15) with 2 HR and 4 RBI. Homered in consecutive games three times during the season. Batted .361 (26-72) with runners in scoring position. Played in 15 games for Escogido in the Dominican Winter League. **2018:** Started one game at catcher in the Midwest League playoffs and was 1-for-3 with a walk. Hit two home runs vs. Clinton (5/14). **2017:** Had a career-high 5 RBI vs. Elizabethton (8/12) as part of a three-game series in which he totaled 10 RBI.

YR	CLUB	LG	AVG	G	AB	R	H	2B	3B	HR	RBI	SH	SF	HP	BB	SO	SB	CS	SLG	OBP	E
16	DSL Cardinals	DSL	.322	40	143	30	46	10	3	7	37	0	5	3	19	19	0	0	.580	.400	2
17	Palm Beach	FSL	.000	1	3	0	0	0	0	0	0	0	0	0	0	0	0	0	.000	.000	0
	Johnson City	Appy	.280	47	182	28	51	14	1	5	36	0	1	1	17	31	0	0	.451	.343	2
18	Peoria	Mid	.258	76	291	26	75	15	2	8	47	0	2	0	13	60	0	0	.405	.288	3
19	Springfield	Tex	.222	14	45	2	10	1	0	1	7	0	0	0	2	15	0	0	.311	.255	0
	Palm Beach	FSL	.276	71	268	28	74	14	0	7	31	0	1	2	16	53	0	0	.407	.321	10
20	DID NOT PLAY -- NO MiLB SEASON																				
Minors League Totals			.275	249	932	114	256	54	6	28	158	0	9	6	67	178	0	0	.436	.324	17

RODRÍGUEZ, Luis C.

C

Height - 5'11 Bats - R Born - 2/26/2000 at Falcon, Venezuela
 Weight - 188 Throws - R Resides - Falcon, Venezuela

HOW OBTAINED - Signed by the Cardinals as an International free agent, 7/2/2017

CAREER NOTES - 2018: Ranked 3rd among Dominican Summer League catchers throwing out 50.7% (35 CS/69 SB ATT) of attempted base stealers...tallied 6 RBI in his first professional game, going 2-for-5 with a grand slam in his first career plate appearance at the DSL Twins (6/2).

YR	CLUB	LG	AVG	G	AB	R	H	2B	3B	HR	RBI	SH	SF	HP	BB	SO	SB	CS	SLG	OBP	E
18	DSL Cardinals	DSL	.188	37	133	13	25	4	0	1	12	0	3	3	12	36	2	1	.241	.265	9
19	DSL Cardinals	DSL	.265	43	151	21	40	6	1	1	24	0	1	4	11	33	1	3	.338	.329	5
20	DID NOT PLAY -- NO MiLB SEASON																				
Minor League Totals			.229	80	284	34	65	10	1	2	36	0	4	7	23	69	3	4	.292	.299	14

**ROMBLEY, Kershawn**

OF

Height - 6'1 Bats - L Born - 8/11/2003 at Oranjestad, Aruba

Weight - 173 Throws - R Resides - Oranjestad, Aruba

HOW OBTAINED - Signed by the Cardinals as an International free agent, 8/11/2019.

YR	CLUB	LG	AVG	G	AB	R	H	2B	3B	HR	RBI	SH	SF	HP	BB	SO	SB	CS	SLG	OBP	E
20	DID NOT PLAY -- NO MiLB SEASON																				

ROMERI, Patrick A.

OF

Height - 6'3 Bats - R Born - 6/29/2001 at Sarasota, FL

Weight - 195 Throws - R Resides - Sarasota, FL

SCHOOL - IMG Academy (FL)

HOW OBTAINED - Cardinals' 12th round selection (365th overall) in the June, 2019 First-Year Player Draft.

CAREER NOTES - 2020: Participated in early workouts and seminars as part of the Cardinals two-week Instructional Camp in January. 2019: ranked T4th in the Gulf Coast League in home runs (6). NOTES: College commitment to Villanova University.

YR	CLUB	LG	AVG	G	AB	R	H	2B	3B	HR	RBI	SH	SF	HP	BB	SO	SB	CS	SLG	OBP	E
19	GCL Cardinals	GCL	.246	41	138	23	34	6	3	6	20	0	2	3	19	46	4	0	.464	.346	1
20	DID NOT PLAY -- NO MiLB SEASON																				
Minor League Totals			.246	41	138	23	34	6	3	6	20	0	2	3	19	46	4	0	.464	.346	1

SALADIN, Darlin

RHP

Height - 5'11 Bats - R Born - 12/28/2002 at San Pedro de Macoris, Dominican Republic

Weight - 150 Throws - R Resides - San Pedro de Macoris, Dominican Republic

HOW OBTAINED - Signed by the Cardinals as an International free agent, 9/3/2019

YR	CLUB	LG	W-L	ERA	G	GS	CG	SHO	SV	IP	H	R	ER	HR	HB	BB	SO	WP	BK
20	DID NOT PLAY -- NO MiLB SEASON																		

SALAS, Endri

OF

Height - 6'0 Bats - R Born - 7/10/2001 at Santo Domingo, DR

Weight - 165 Throws - R Resides - Santo Domingo, DR

HOW OBTAINED - Signed by the Cardinals as an International free agent, 3/26/2019.

YR	CLUB	LG	AVG	G	AB	R	H	2B	3B	HR	RBI	SH	SF	HP	BB	SO	SB	CS	SLG	OBP	E
19	DSL Cardinals	DSL	.279	23	86	15	24	4	2	0	10	0	0	5	10	17	2	1	.372	.386	1
20	DID NOT PLAY -- NO MiLB SEASON																				
Minor League Totals			.279	23	86	15	24	4	2	0	10	0	0	5	10	17	2	1	.372	.386	1

SALAS, Juan

RHP

Height - 6'1 Bats - R Born - 2/14/2003 at Cadereyta, Mexico

Weight - 175 Throws - R Resides - Cadereyta, Mexico

HOW OBTAINED - Signed by the Cardinals as an International free agent, 7/2/2019

YR	CLUB	LG	W-L	ERA	G	GS	CG	SHO	SV	IP	H	R	ER	HR	HB	BB	SO	WP	BK
20	DID NOT PLAY -- NO MiLB SEASON																		

SALDANA, Enrique

RHP

Height - 5'11 Bats - R Born - 6/26/1999 at Panama City, Panama

Weight - 155 Throws - R Resides - Panama City, Panama

HOW OBTAINED - Acquired during the Triple-A Phase of the Rule 5 Draft from the Colorado Rockies, 12/12/2019

YR	CLUB	LG	W-L	ERA	G	GS	CG	SHO	SV	IP	H	R	ER	HR	HB	BB	SO	WP	BK		
18	DSL Rockies	DSL	1-0	2.53	11	0	0	0	0	10.2	10	5	3	1	2	11	12	5	0		
19	DSL Rockies	DSL	5-0	2.28	12	12	0	0	0	51.1	46	18	13	3	6	12	42	7	0		
20	DID NOT PLAY -- NO MiLB SEASON																				
Minor League Totals			6-0	2.32	23	12	0	0	0	62.0	56	23	16	4	8	23	54	12	0		

**SANCHEZ, Juan****C****Height** - 5'11 **Bats** - R **Born** - 10/15/2001 at Ciudad Ojeda, Venezuela**Weight** - 205 **Throws** - R **Resides** - Ciudad Ojeda, Venezuela**HOW OBTAINED** - Signed by the Cardinals as an International free agent, 7/28/2018**CAREER NOTES - 2019:** Threw out 15.8% (6 CS/38 SB ATT) of attempted base stealers.

YR	CLUB	LG	AVG	G	AB	R	H	2B	3B	HR	RBI	SH	SF	HP	BB	SO	SB	CS	SLG	OBP	E
19	DSL Cardinals	DSL	.193	28	88	11	17	4	0	0	12	0	1	2	10	30	1	0	.239	.287	3
20	DID NOT PLAY -- NO MiLB SEASON																				
Minor League Totals			.193	28	88	11	17	4	0	0	12	0	1	2	10	30	1	0	.239	.287	3

SCHLESNER, Jacob S.**LHP****Height** - 6'2 **Bats** - L **Born** - 10/8/1996 at Rogersville, MO**Weight** - 190 **Throws** - L **Resides** - Rogersville, MO**SCHOOL** - Logan Rogersville High School**HOW OBTAINED** - Cardinals 12th round selection (371st Overall) in the June, 2015 First-Year Player Draft.

CAREER NOTES - 2019: Ranked 3rd among Cardinals minor league pitchers with 12.5 strikeouts/9 IP. **2018:** Posted double-digit strikeout totals twice with 10 over 4.0 innings vs. Williamsport (8/16) and a season-high 11 over 5.2 innings at Batavia (8/26)...ranked 2nd in the New York-Penn League with 69 strikeouts. **2017:** Posted two double-digit strikeout games (7/16 at Kingsport - 10 K/5.0 IP & 8/5 vs. Princeton - 13 K/6.0 IP)...led the Appalachian League in walks (38) and ranked 3rd in strikeouts (61)...ranked 2nd among Cardinals minor league pitchers with 12.57 strikeouts/9 IP. **2016:** Led the Gulf Coast League in walks issued (34). **MISC:** Signed his college letter of intent with the University of Arkansas.

PRONUNCIATION: schlez-ner

YR	CLUB	LG	W-L	ERA	G	GS	CG	SHO	SV	IP	H	R	ER	HR	HB	BB	SO	WP	BK		
15	GCL Cardinals	GCL	1-0	2.89	5	1	0	0	0	9.1	7	5	3	0	1	6	8	5	0		
16	GCL Cardinals	GCL	1-3	9.00	11	5	0	0	0	19.0	15	22	19	0	3	*34	19	7	0		
17	Johnson City	Appy	2-3	4.33	12	11	0	0	0	43.2	31	28	21	2	9	*38	61	12	1		
18	State College	NYP	2-6	4.47	17	10	0	0	1	52.1	49	28	26	1	5	28	69	13	0		
19	Peoria	Mid	0-4	12.42	8	5	0	0	0	16.2	16	26	23	1	6	35	22	8	1		
	State College	NYP	2-6	4.37	18	6	0	0	0	57.2	46	43	28	3	12	35	81	9	1		
20	DID NOT PLAY -- NO MiLB SEASON																				
Minor League Totals			8-22	5.44	71	38	0	0	0	198.2	164	152	120	7	36	176	260	54	3		

SCHMID, Colin R.**LHP****Height** - 6'1 **Bats** - L **Born** - 8/13/1997 at New Bern, NC**Weight** - 195 **Throws** - L **Resides** - New Bern, NC**SCHOOL** - Appalachian State University**HOW OBTAINED** - Cardinals' 13th round selection (393rd overall) in the June, 2018 First-Year Player Draft.

CAREER NOTES - COLLEGE: Left school ranked 3rd in Appalachian State history with 224 career strikeouts. Struck out 11 batters vs. UNC-Wilmington, tied for the highest game total in the Sun Belt in 2018. Named to the Dean's List majoring in Construction Management with minors in Spanish and Business.

YR	CLUB	LG	W-L	ERA	G	GS	CG	SHO	SV	IP	H	R	ER	HR	HB	BB	SO	WP	BK		
18	Johnson City	Appy	2-2	5.44	13	8	0	0	1	48.0	49	33	29	4	3	16	36	4	0		
19	Peoria	Mid	6-7	4.58	20	20	0	0	0	106.0	119	63	54	8	3	42	97	7	3		
20	DID NOT PLAY -- NO MiLB SEASON																				
Minor League Totals			8-9	4.85	33	28	0	0	1	154.0	168	96	83	12	6	58	133	11	3		

**SHEW, Anthony E.****RHP****Height** - 6'2 **Bats** - R **Born** - 11/3/1993 at Long Beach, CA**Weight** - 215 **Throws** - R **Resides** - Brookings, OR**SCHOOL** - University of San Francisco**HOW OBTAINED** - Signed as a non-drafted free agent, 6/20/2016.

CAREER NOTES - 2018: Ranked 4th in the Texas League in ERA (4.50)...ranked among Texas League starting pitchers in strikeouts/9 IP (7.58), fewest walks/9 IP (2.53) and fewest baserunners/9 IP (13/18)...threw 156.2 innings, ranking 12th overall in Minor League Baseball and led all Cardinals minor league pitchers as well as strikeouts (130)...ranked among Cardinals minor league pitchers in wins (10, T-2nd) and games started (27, 2nd)...named Texas League Pitcher of the Week (7/16-22)...struck out a season-high 10 batters over 6.0 scoreless innings vs. Tulsa (8/1). **2017:** Ranked among the Cardinals minor league pitchers in WHIP (1.05, 9th), opponent BA (.234, 7th) and strikeout/walk ratio (6.36, 3rd)...took the loss in a Midwest League playoff game allowing four runs in 1.2 innings with four strikeouts. **MISC:** Cousin of Kansas City Royals pitcher Ian Kennedy.

YR	CLUB	LG	W-L	ERA	G	GS	CG	SHO	SV	IP	H	R	ER	HR	HB	BB	SO	WP	BK
16	Johnson City	Appy	0-1	6.66	15	1	0	0	0	25.2	43	22	19	3	0	7	21	1	0
17	Palm Beach	FSL	0-0	15.00	1	0	0	0	0	3.0	6	5	5	0	1	1	4	0	0
	State College	NYP	2-2	3.38	4	4	0	0	0	24.0	20	9	9	1	1	2	27	1	0
	Peoria	Mid	5-0	2.95	10	9	0	0	0	58.0	49	21	19	6	2	11	58	3	0
18	Palm Beach	FSL	4-1	2.11	8	8	1	0	0	42.2	40	14	10	2	0	7	34	4	0
	Springfield	Tex	6-8	4.50	19	19	0	0	0	114.0	128	57	57	13	7	32	96	3	0
19	Springfield	Tex	1-2	1.93	5	5	0	0	0	28.0	27	8	6	1	2	6	27	2	0
	Memphis	PCL	1-3	5.58	10	8	0	0	0	40.1	47	28	25	7	2	20	43	2	0
20	DID NOT PLAY -- NO MiLB SEASON																		
Minor League Totals			19-17	4.02	72	54	1	0	0	335.2	360	164	150	33	15	86	310	16	0

SISK, Samuel E. (Evan)**LHP****Height** - 6'3 **Bats** - L **Born** - 4/23/1997 at Pineville, NC**Weight** - 200 **Throws** - L **Resides** - Chester, SC**SCHOOL** - College of Charleston**HOW OBTAINED** - Cardinals' 16th round selection (483rd overall) in the June, 2018 First-Year Player Draft.

CAREER NOTES - 2019: Ranked T9th among Cardinals minor league pitchers with five saves. **2018:** Tied for the Appalachian League lead with four Holds and 5th in fewest baserunners/9 IP (10.08)...converted five saves in five opportunities.

COLLEGE: Was 10-3 with a 2.96 ERA in 2018, ranking T7th in the NCAA Division 1 in wins.

YR	CLUB	LG	W-L	ERA	G	GS	CG	SHO	SV	IP	H	R	ER	HR	HB	BB	SO	WP	BK
18	Johnson City	Appy	0-0	1.76	20	1	0	0	5	30.2	23	6	1	1	1	12	35	1	0
19	Peoria	Mid	3-6	3.25	41	0	0	0	5	61.0	59	27	22	3	5	26	56	5	0
20	DID NOT PLAY -- NO MiLB SEASON																		
Minor League Totals			3-6	2.75	61	1	0	0	10	91.2	82	33	28	4	6	38	91	6	0

SKEELS, Kyle**C****Height** - 6'2 **Bats** - R **Born** - 9/9/1996 at Langhorne, PA**Weight** - 250 **Throws** - R **Resides** - Langhorne, PA**SCHOOL** - Coastal Carolina University**HOW OBTAINED** - Cardinals' 36th round selection (1,085th overall) in the June, 2019 First-Year Player Draft.

CAREER NOTES - 2019: Threw out 21.4% (3 CS/14 SB ATT) of attempted base stealers. **COLLEGE:** Named 2019 Second Team All-Sun Belt Conference and All-Tournament Selection...ranked 7th in school history throwing out 24 career attempted base stealers for 31.2% (24 CS/77 SB ATT)...was a member of the 2016 Chanticleers College World Series National Championship team.

YR	CLUB	LG	AVG	G	AB	R	H	2B	3B	HR	RBI	SH	SF	HP	BB	SO	SB	CS	SLG	OBP	E
19	Johnson City	Appy	.250	27	88	13	22	5	0	2	9	1	1	5	8	28	0	1	.375	.343	2
20	DID NOT PLAY -- NO MiLB SEASON																				
Minor League Totals			.250	27	88	13	22	5	0	2	9	1	1	5	8	28	0	1	.375	.343	2



SOLANO, Enmanuel I.

RHP

Height - 6'2 **Bats** - R **Born** - 9/23/1998 at Santo Domingo Centro, Dominican Republic
Weight - 175 **Throws** - R **Resides**- Santo Domingo Oeste, Dominican Republic

HOW OBTAINED - Signed as an International free agent, 7/2/2016.

CAREER NOTES - 2019: New York-Penn League Pitcher of the Week (7/19-25)...led the New York-Penn League in innings pitched (82.1) and tied for the league lead in complete games...ranked 8th among Cardinals minor league pitchers in opponent BA (.246). **2018:** Ranked T-7th among Cardinals minor league pitchers with nine wins. **2017:** Ranked among Cardinals minor league pitchers in WHIP (1.01, 7th) and Toughest to HR Off (182 TBF/0 HR).

YR	CLUB	LG	W-L	ERA	G	GS	CG	SHO	SV	IP	H	R	ER	HR	HB	BB	SO	WP	BK
16	DSL Cardinals	DSL	1-1	3.86	11	0	0	0	1	23.1	24	11	10	1	2	4	17	2	1
17	DSL Cardinals	DSL	4-2	3.28	12	9	0	0	0	49.1	39	29	18	0	9	11	36	4	1
18	DSL Cardinals	DSL	7-1	3.27	10	10	0	0	0	55.0	63	25	20	1	5	9	34	3	1
	GCL Cardinals	GCL	2-0	4.26	3	3	0	0	0	19.0	17	9	9	0	1	3	8	0	1
19	Palm Beach	FSL	0-0	0.00	1	0	0	0	0	2.0	2	0	0	0	0	0	2	0	0
	State College	NYP	4-7	3.39	14	13	+1	0	0	*82.1	75	38	31	4	11	26	58	3	10
20	DID NOT PLAY -- NO MiLB SEASON																		
Minor League Totals			18-11	3.43	51	35	1	0	1	231.0	220	112	88	6	28	53	155	12	14

SOTO, Franklin A.

INF

Height - 5'11 **Bats** - R **Born** - 9/23/1999 at San Cristobal, Dominican Republic
Weight - 177 **Throws** - R **Resides** - San Cristobal, Dominican Republic

HOW OBTAINED - Signed as an International free agent, 7/2/2016.

CAREER NOTES - PREP: Was one of nine members of the first graduating class from High School in the St. Louis Cardinals Academy in Dominican Republic in 2019. **2018:** Ranked T-2nd among Cardinals minor leaguers with eight triples and 4th with 23 stolen bases.

YR	CLUB	LG	AVG	G	AB	R	H	2B	3B	HR	RBI	SH	SF	HP	BB	SO	SB	CS	SLG	OBP	E
17	DSL Cardinals	DSL	.280	55	211	31	59	13	1	1	19	3	4	3	17	42	8	2	.365	.336	27
18	DSL Cardinals	DSL	.305	61	233	49	71	11	8	0	37	0	3	2	38	31	23	12	.421	.402	25
19	Palm Beach	FSL	.167	2	6	1	1	1	0	0	0	0	0	0	4	0	0	.333	.167	0	
	GCL Cardinals	GCL	.226	41	146	24	33	9	2	2	12	0	0	5	20	33	6	4	.356	.339	15
20	DID NOT PLAY -- NO MiLB SEASON																				
Minor League Totals			.275	159	596	105	164	34	11	3	68	3	7	5	75	110	37	18	.384	.362	67

SOTO, Hector M.

RHP

Height - 6'0 **Bats** - R **Born** - 3/2/1999 at Tepic, Nayarit, Mexico
Weight - 191 **Throws** - R **Resides** - Tepic, Nayarit, Mexico

HOW OBTAINED - Signed as an International free agent, 11/8/2016.

CAREER NOTES - 2019: Ranked 3rd among Cardinals minor league pitchers in strikeout/walk ratio (4.8) and 6th in WHIP (1.05). **2018:** Ranked 2nd among Dominican Summer League starting pitchers in fewest walks/9 IP (1.11)...was 1-0 with a 3.00 ERA in two appearances, making one start in the Appalachian League playoffs. **2017:** Was 3rd Toughest to HR Off among Cardinals minor league pitchers (112 TBF/0 HR).

YR	CLUB	LG	W-L	ERA	G	GS	CG	SHO	SV	IP	H	R	ER	HR	HB	BB	SO	WP	BK
17	DSL Cardinals	DSL	3-2	3.30	15	2	0	0	0	30.0	27	13	11	0	0	7	27	10	1
18	DSL Cardinals	DSL	6-5	2.72	14	14	0	0	0	72.2	71	32	22	3	9	9	75	9	0
19	Johnson City	Appy	1-1	2.56	9	5	0	0	1	31.2	26	15	9	3	3	6	35	3	0
	Palm Beach	FSL	0-0	9.00	2	0	0	0	0	5.0	6	5	5	2	0	2	4	0	0
	GCL Cardinals	GCL	0-0	5.91	4	0	0	0	1	10.2	7	7	7	1	2	3	14	3	0
	State College	NYP	0-0	0.00	1	1	0	0	0	4.0	3	0	0	0	0	1	4	0	0
20	DID NOT PLAY -- NO MiLB SEASON																		
Minor League Totals			10-8	3.16	45	22	0	0	2	154.0	140	72	54	9	14	28	159	25	1

MINOR LEAGUE PLAYERS

**STATLER, Tyler C.****RHP****Height** - 6'6 **Bats** - R **Born** - 7/1/2001 at Rockford, IL**Weight** - 245 **Throws** - R **Resides** - Roscoe, IL**HOW OBTAINED** - Cardinals' 14th round selection (425th overall) in the June, 2019 First-Year Player Draft.

CAREER NOTES - PREP: Named NIC-10 Most Valuable Player leading Hononegah to the NIC-10 title posting a 1.33 ERA and 89 strikeouts...2019 Perfect Game National Indoor Showcase Top Prospect Team. **MISC:** College commitment to Southeast Missouri State University...fouled a ball off his left eye during a game on May 4, 2018, causing him to miss the rest of his junior season and was blind in the eye for two months.

YR	CLUB	LG	W-L	ERA	G	GS	CG	SHO	SV	IP	H	R	ER	HR	HB	BB	SO	WP	BK
19	GCL Cardinals	GCL	0-2	5.91	10	1	0	0	0	10.2	13	9	7	0	1	10	12	1	0
20	DID NOT PLAY -- NO MiLB SEASON																		
Minor League Totals			0-2	5.91	10	1	0	0	0	10.2	13	9	7	0	1	10	12	1	0

SUÁREZ, José R.**OF****Height** - 6'2 **Bats** - R **Born** - 8/9/2004 at Peravia, Dominican Republic**Weight** - 200 **Throws** - R **Resides** - Peravia, Dominican Republic**HOW OBTAINED** - Signed by the Cardinals as an International free agent on 1/15/2021.

YR	CLUB	LG	AVG	G	AB	R	H	2B	3B	HR	RBI	SH	SF	HP	BB	SO	SB	CS	SLG	OBP	E
2021 WILL BE HIS FIRST PROFESSIONAL SEASON																					

SUÁREZ, Ronald E.**RHP****Height** - 6'4 **Bats** - R **Born** - 3/5/2000 at Santo Domingo, Dominican Republic**Weight** - 235 **Throws** - R **Resides** - Santo Domingo, Dominican Republic**HOW OBTAINED** - Signed by the Cardinals as an International free agent, 9/1/2017.

YR	CLUB	LG	W-L	ERA	G	GS	CG	SHO	SV	IP	H	R	ER	HR	HB	BB	SO	WP	BK
18	DSL Cardinals	DSL	0-2	5.95	8	5	0	0	0	19.2	26	18	13	1	5	12	17	3	0
19	DSL Cardinals	DSL	1-2	6.75	16	0	0	0	0	21.1	18	17	16	1	3	26	22	3	0
20	DID NOT PLAY -- NO MiLB SEASON																		
Minor League Totals			1-4	6.37	24	5	0	0	0	41.0	44	35	29	2	8	38	39	6	0

TABATA, Sebastian J.**RHP****Height** - 6'5 **Bats** - R **Born** - 2/27/1998 at El Tigre, Venezuela**Weight** - 225 **Throws** - R **Resides** - El Tigre, Venezuela**HOW OBTAINED** - Signed by the Cardinals as an International free agent, 11/3/2017.

CAREER NOTES - 2020: Participated in early workouts and seminars as part of the Cardinals two-week Instructional Camp in January. **2019:** Ranked T9th among Cardinals minor league pitchers with five saves. **2018:** Did not allow a home run to 97 total batters faced.

YR	CLUB	LG	W-L	ERA	G	GS	CG	SHO	SV	IP	H	R	ER	HR	HB	BB	SO	WP	BK
18	DSL Cardinals	DSL	4-1	1.09	20	0	0	0	2	24.2	9	6	3	0	2	10	36	8	2
19	Peoria	Mid	3-4	9.30	40	0	0	0	5	49.1	50	57	51	6	8	55	49	13	2
20	DID NOT PLAY -- NO MiLB SEASON																		
Minor League Totals			7-5	6.57	60	0	0	0	7	74.0	59	63	54	6	10	65	85	21	4

TAVERAS, Felix**OF****Height** - 6'1 **Bats** - L **Born** - 3/8/2003 at Boca Chica, Dominican Republic**Weight** - 190 **Throws** - R **Resides** - Boca Chica, Dominican Republic**HOW OBTAINED** - Signed by the Cardinals as an International free agent, 2/7/2019.

YR	CLUB	LG	AVG	G	AB	R	H	2B	3B	HR	RBI	SH	SF	HP	BB	SO	SB	CS	SLG	OBP	E
20	DID NOT PLAY -- NO MiLB SEASON																				

**TAVERAS, Leonardo****RHP****Height** - 6'4 **Bats** - R **Born** - 9/7/1998 at La Vega, Dominican Republic**Weight** - 212 **Throws** - R **Resides** - La Vega, Dominican Republic**HOW OBTAINED** - Signed by the Cardinals as an International free agent, 9/12/2016.**CAREER NOTES - 2018:** Ranked T-3rd in the Dominican Summer League with eight saves....ranked T-6th among Cardinals minor league pitchers in saves (8)...did not allow a run in his final six regular season appearances (10.0 IP)...made one appearance in the DSL playoffs pitching 1.1 innings walking three and striking out three.

YR	CLUB	LG	W-L	ERA	G	GS	CG	SHO	SV	IP	H	R	ER	HR	HB	BB	SO	WP	BK
17	DSL Cardinals	DSL	1-0	10.13	14	0	0	0	0	18.2	25	25	21	2	1	20	14	4	2
18	DSL Cardinals	DSL	5-1	2.89	23	0	0	0	8	37.1	26	15	12	2	1	24	44	6	0
19	Peoria	Mid	1-0	4.50	6	0	0	0	3	8.0	9	4	4	0	1	7	13	1	0
	Johnson City	Appy	0-0	0.00	3	0	0	0	0	3.0	0	0	0	0	2	0	7	1	0
	Palm Beach	FSL	0-0	7.71	6	0	0	0	0	7.0	7	6	6	0	3	13	13	3	1
	State College	NYP	1-1	3.68	6	0	0	0	1	7.1	3	5	3	0	3	4	10	1	0
20	DID NOT PLAY -- NO MiLB SEASON																		
Minor League Totals			8-2	5.09	58	0	0	0	12	81.1	70	55	46	4	11	68	101	16	3

TENA, Luis L.**RHP****Height** - 5'11 **Bats** - R **Born** - 10/21/1999 at San Cristobal, Dominican Republic**Weight** - 187 **Throws** - R **Resides** - San Cristobal, Dominican Republic**HOW OBTAINED** - Signed by the Cardinals as an International free agent, 2/28/2018

YR	CLUB	LG	W-L	ERA	G	GS	CG	SHO	SV	IP	H	R	ER	HR	HB	BB	SO	WP	BK
18	DSL Cardinals	DSL	0-2	5.29	15	0	0	0	1	17.0	15	11	10	3	3	12	13	2	0
19	DSL Cardinals	DSL	3-1	2.52	14	1	0	0	0	25.0	23	8	7	2	1	9	31	1	0
	GCL Cardinals	GCL	1-0	5.03	10	0	0	0	2	19.2	24	11	11	0	2	7	20	2	0
20	DID NOT PLAY -- NO MiLB SEASON																		
Minor League Totals			4-3	4.09	39	1	0	0	3	61.2	62	30	28	5	6	28	64	5	0

THOMAS, Sidney C. (Connor)**LHP****Height** - 5'11 **Bats** - L **Born** - 5/29/1998 at Tifton, GA**Weight** - 165 **Throws** - L **Resides** - Omega, GA**SCHOOL** - Georgia Institute of Technology**HOW OBTAINED** - Cardinals' 5th round selection (155th overall) in the June, 2019 First-Year Player Draft.**CAREER NOTES - COLLEGE:** Two-time All-Atlantic Coast Conference First Team award winner...went 9-2 with a 3.11 ERA over 113 innings with 103 strikeouts his junior season...set the school record with 1.55 walks/9 IP over his career and ranked 40th in NCAA Division 1 during his junior year...never walked more than two batters in any of his 16 starts in 2019...National Pitcher of the Week for Collegiate Baseball and Perfect Game/Rawlings (4/30/2018)...in 2019, led the ACC with two shutouts and ranked 4th in wins and strikeouts and 5th in ERA.

YR	CLUB	LG	W-L	ERA	G	GS	CG	SHO	SV	IP	H	R	ER	HR	HB	BB	SO	WP	BK
19	Peoria	Mid	2-1	3.62	10	2	0	0	1	27.1	25	12	11	2	0	9	19	2	0
	State College	NYP	2-0	4.02	5	2	0	0	0	15.2	17	9	7	0	1	1	17	0	0
20	DID NOT PLAY -- NO MiLB SEASON																		
Minor League Totals			4-1	3.77	15	4	0	0	1	43.0	42	21	18	2	1	10	36	2	0



TORRES, Jhon H.

OF

Height - 6'4 **Bats** - R **Born** - 3/29/2000 at Sincelejo, Colombia
Weight - 199 **Throws** - R **Resides** - Sincelejo, Colombia

HOW OBTAINED - Acquired by the Cardinals along with OF Conner Capel from the Indians in exchange for OF Oscar Mercado, 7/31/2018.

CAREER NOTES - 2021: Listed as the "Best Outfield Arm" in the Cardinals organization entering the season by Baseball America's "Best Tools" survey. **2020:** Participated in early workouts and seminars as part of the Cardinals two-week Instructional Camp in January... enters the season rated as the No. 14 prospect and having the "Best Outfield Arm" in the Cardinals organization by *Baseball America* **2019:** Baseball America Rookie Level All-Star...participated in early workouts and seminars as part of the Cardinals Spring Training Early Program (S.T.E.P.)...entered the season rated as the No. 19 prospect in the Cardinals organization by *Baseball America*...following the season, rated by *Baseball America* as one of three Short-Season All-Star outfielders and the No. 4 prospect in the Appalachian League **2018:** Ranked among Cardinals minor league leaders in batting (.321, 5th), slugging (.525, 4th), on-base pct. (.409, 9th) and OPS (.933, 5th)...was 4-for-6 with four runs scored and a season high 5 RBI vs. GCL Nationals...hit a 3rd inning grand slam against AZL Giants (7/11) to give the AZL Indians a 7-6 lead for the win...batted .397 after joining the Cardinals organization...was 3-for-10 with a double and two runs scored in the GCL playoffs. **MISC:** Originally signed by the Cleveland Indians as non-drafted free agent on 07/24/16.

YR	CLUB	LG	AVG	G	AB	R	H	2B	3B	HR	RBI	SH	SF	HP	BB	SO	SB	CS	SLG	OBP	E
17	DSL Indians	DSL	.255	54	184	25	47	7	3	5	35	1	0	7	28	41	4	4	.408	.363	3
18	AZL Indians	AZL	.273	27	99	16	27	3	0	4	16	0	0	1	11	24	3	0	.424	.351	4
	GCL Cardinals	GCL	.397	17	63	11	25	6	0	4	14	0	0	4	8	13	1	1	.683	.493	0
19	Peoria	Mid	.167	21	66	4	11	3	0	0	8	0	2	0	7	29	0	1	.212	.240	1
	Johnson City	Appy	.286	33	112	24	32	9	0	6	17	0	1	1	19	36	0	2	.527	.391	1
20	DID NOT PLAY -- NO MiLB SEASON																				
Minor League Totals			.271	152	524	80	142	28	3	19	90	0	10	13	73	143	8	8	.445	.368	9

TROGRILIC-IVERSON, Nicholas G. (Nick)

RHP

Height - 6'1 **Bats** - R **Born** - 10/3/1997 at Oakville, Ontario, Canada
Weight - 175 **Throws** - R **Resides** - Oakville East, Ontario, Canada

SCHOOL - Gonzaga University

HOW OBTAINED - Signed by the Cardinals as a non-drafted minor league free agent, 6/16/2020.

CAREER NOTES - COLLEGE: Teammate of Mac Lardner at Gonzaga, who was also a minor league free agent signee in 2020...played at Central Arizona CC and was the Vaqueros Male Athlete of the Year as a sophomore.

PRONUNCIATION: TROE-ger-lik

YR	CLUB	LG	W-L	ERA	G	GS	CG	SHO	SV	IP	H	R	ER	HR	HB	BB	SO	WP	BK
19	Peoria	Mid	2-1	3.62	10	2	0	0	1	27.1	25	12	11	2	0	9	19	2	0
	State College	NYP	2-0	4.02	5	2	0	0	0	15.2	17	9	7	0	1	1	17	0	0
20	DID NOT PLAY -- NO MiLB SEASON																		
Minor League Totals			4-1	3.77	15	4	0	0	1	43.0	42	21	18	2	1	10	36	2	0

VARGAS, Smith

OF

Height - 5'10 **Bats** - R **Born** - 08/30/2001 at Azua, Dominican Republic
Weight - 190 **Throws** - R **Resides** - Azua, Dominican Republic

HOW OBTAINED - Signed by the Cardinals as an International free agent, 1/8/2019

CAREER NOTES - 2019: Ranked 6th among Cardinals minor leaguers with five triples and 2nd with 28 stolen bases.

YR	CLUB	LG	AVG	G	AB	R	H	2B	3B	HR	RBI	SH	SF	HP	BB	SO	SB	CS	SLG	OBP	E
19	Johnson City	DSL	.249	59	225	42	56	9	5	0	20	3	1	3	31	63	28	4	.333	.346	4
20	DID NOT PLAY -- NO MiLB SEASON																				
Minor League Totals			.249	59	225	42	56	9	5	0	20	3	1	3	31	63	28	4	.333	.346	4

VELASQUEZ, Diego

C

Height - 5'10 **Bats** - R **Born** - 3/25/2002 at Cumana, Dominican Republic
Weight - 203 **Throws** - R **Resides** - Cumana, Dominican Republic

HOW OBTAINED - Signed by the Cardinals as an International free agent, 7/28/2018

YR	CLUB	LG	AVG	G	AB	R	H	2B	3B	HR	RBI	SH	SF	HP	BB	SO	SB	CS	SLG	OBP	E
19	DSL Cardinals	DSL	.227	28	97	10	22	3	0	1	8	0	1	5	10	39	1	2	.289	.327	1
20	DID NOT PLAY -- NO MiLB SEASON																				
Minor League Totals			.227	28	97	10	22	3	0	1	8	0	1	5	10	39	1	2	.289	.327	1

**VILLANUEVA, Victor****RHP**

Height - 6'1 **Bats** - R **Born** - 3/26/2001 at Boca Chica, Dominican Republic
Weight - 186 **Throws** - R **Resides** - Boca Chica, Dominican Republic

HOW OBTAINED - Signed by the Cardinals as an International free agent, 7/3/2018.

CAREER NOTES - 2019: Ranked as the 5th-Toughest to HR Off (133 TBF/0 HR) among Cardinals minor league pitchers and 3rd in WHIP (1.03). **2018:** Pitched 1.1 innings in relief in the Dominican Summer League playoffs.

YR	CLUB	LG	W-L	ERA	G	GS	CG	SHO	SV	IP	H	R	ER	HR	HB	BB	SO	WP	BK
18	DSL Cardinals	DSL	1-0	2.45	9	0	0	0	0	11.0	10	4	3	1	1	4	5	2	0
19	DSL Cardinals	DSL	3-2	1.64	22	0	0	0	3	33.0	28	14	6	0	4	6	16	5	0
20	DID NOT PLAY -- NO MiLB SEASON																		
Minor League Totals			4-3	1.84	31	0	0	0	3	44.0	38	18	9	1	5	10	21	7	0

VINSKY, David H.**OF**

Height - 6'0 **Bats** - R **Born** - 7/9/1998 at Commerce, MI
Weight - 198 **Throws** - L **Resides** - Farmington Hills, MI

SCHOOL - Northwood (MI) University

HOW OBTAINED - Cardinals' 15th round selection (455th overall) in the June, 2019 First-Year Player Draft.

CAREER NOTES - 2019: Named a New York-Penn League All-Star and was the starting designated hitter going 0-for-2 with a run scored and an RBI...ranked 9th in the New York-Penn League in batting (.284) and T7th in hits (67). **COLLEGE:** Named First Team All-GLIAC in 2017 & 2018 and was Freshman GLIAC Player of the Year in 2017 batting .449 with 4 HR and 60 RBI. Hit a career-high 12 HR his junior season.

YR	CLUB	LG	AVG	G	AB	R	H	2B	3B	HR	RBI	SH	SF	HP	BB	SO	SB	CS	SLG	OBP	E
19	Johnson City	Appy	.211	5	19	3	4	0	0	1	4	1	0	0	2	7	0	1	.368	.318	0
	State College	NYP	.284	56	236	34	67	14	2	1	19	0	2	2	19	44	9	3	.373	.340	0
20	DID NOT PLAY -- NO MiLB SEASON																				
Minor League Totals			.278	61	255	37	71	14	2	2	23	1	2	2	21	51	9	4	.373	.338	0

WALKER, Jordan**3B**

Height - 6'5 **Bats** - R **Born** - 5/22/2002 at Atlanta, GA
Weight - 220 **Throws** - R **Resides** - Stone Mountain, GA

SCHOOL - Decatur High School

HOW OBTAINED - Cardinals' 1st round selection (21st overall) in the June, 2020 First-Year Player Draft.

CAREER NOTES - 2021: Rated as the No. 6 prospect in the Cardinals organization entering the season. **2020:** Participated at the Alternate Training Site in Springfield during the COVID-19 Major League Baseball protocols. **PREP:** Was ranked No. 33 on MLB Pipeline's Top 200 Prospects List at the time of his drafting...Named 2019 & 2020 Georgia Gatorade High School Player of the Year; 2019 Georgia Region 6-A Offensive Player of the Year, 2019 DeKalb County Player of the Year and Player of the Game at the 2019 MLB High School All-Star Game...as a junior in high school batted .519 with 17 HR and 43 RBI...signed his college letter of intent to Duke University.

YR	CLUB	LG	AVG	G	AB	R	H	2B	3B	HR	RBI	SH	SF	HP	BB	SO	SB	CS	SLG	OBP	E
20	DID NOT PLAY -- NO MiLB SEASON																				

WALSH, Jacob D. (Jake)**RHP**

Height - 6'1 **Bats** - R **Born** - 7/20/1995 at Indialantic, FL
Weight - 200 **Throws** - R **Resides** - Indialantic, FL

SCHOOL - Florida Southern College

HOW OBTAINED - Cardinals' 16th round selection (484th overall) in the June, 2017 First-Year Player Draft.

CAREER NOTES - 2018: Named Cardinals Minor League Pitcher of the Month for August...ranked among Cardinals minor league pitchers in wins (9, T-7th), innings pitched (139.2, 4th), strikeouts (116, 6th), ERA (2.51, 4th), opponent BA (.216, 4th) and WHIP (1.05, 10th)...struck out a season-high 10 batters over 6.0 scoreless innings vs. Kane County (5/18)...took the loss in his lone Florida State League playoff start, striking out seven over 5.0 innings allowing three runs. **2017:** Struck out a batter in each of his 16 relief appearances with a season high 5 in 2.0 IP at Greenville (7/6)...did not allow a run in 12.1 scoreless innings (7/18-8/8)...earned in a win in three straight appearances (7/14-22)...held right-handed batters to an .034 BA (2-58) with zero extra base hits.

YR	CLUB	LG	W-L	ERA	G	GS	CG	SHO	SV	IP	H	R	ER	HR	HB	BB	SO	WP	BK
17	Johnson City	Appy	5-0	0.95	16	0	0	0	0	28.1	12	8	3	1	0	10	39	2	0
18	Peoria	Mid	2-1	3.12	8	8	0	0	0	43.1	30	15	15	4	1	15	47	1	0
	Palm Beach	FSL	7-4	2.24	17	16	1	0	0	96.1	81	32	24	7	5	21	69	3	0
19	GCL Cardinals	GCL	0-0	10.80	2	1	0	0	0	1.2	2	2	2	0	0	1	4	0	0
20	DID NOT PLAY -- NO MiLB SEASON																		
Minor League Totals			14-5	2.33	43	25	1	0	0	169.2	125	57	44	12	6	47	159	6	0

**WHALEN, Brady I.L.****1B**

Height - 6'5 **Bats** - S **Born** - 1/15/1998 at Vancouver, WA
Weight - 190 **Throws** - R **Resides** - Vancouver, WA

SCHOOL - Union (WA) High School

HOW OBTAINED - Cardinals' 12th round selection (376th overall) in the June, 2016 First-Year Player Draft.

CAREER NOTES - **2020**: Participated in early workouts and seminars as part of the Cardinals two-week Instructional Camp in January. **2019**: Midwest League All-Star starting first baseman (0-for-2 in the game)...led the Midwest League in RBI (81) and ranked 3rd in doubles (30) and T9th in extra base hits (38)...ranked among Cardinals minor leaguers in RBI (81, 2nd), doubles (30, T2nd), hits (108, 10th) and walks (56, 6th)...following the season, recognized as the "Best Defensive First Baseman" in the Midwest League in *Baseball America's* "Best Tools" survey. **2018**: Scored a run in seven straight games (8/11-19)...posted three straight games with multiple walks (7/7-9) with seven total. **2017**: Hit two home runs vs. Kingsport (8/7) and drove in a career-high 5 RBI vs. Danville (7/22). **MISC**: His father, Shawn, is a Milwaukee Brewers area scout and played four seasons in the Padres organization...his brother Caleb is an outfielder in the Brewers organization.

YR	CLUB	LG	AVG	G	AB	R	H	2B	3B	HR	RBI	SH	SF	HP	BB	SO	SB	CS	SLG	OBP	E
16	GCL Cardinals	GCL	.178	25	73	7	13	2	0	1	11	0	1	1	8	9	0	1	.247	.265	3
17	Johnson City	Appy	.221	53	190	36	42	12	2	7	34	0	2	4	34	37	2	2	.416	.348	16
18	State College	NYP	.209	65	220	26	46	13	1	6	37	1	2	7	38	56	1	0	.359	.341	5
19	Peoria	Mid	.248	121	435	57	108	30	1	7	*81	0	11	6	56	101	0	5	.370	.335	7
20	DID NOT PLAY -- NO MiLB SEASON																				
Minor League Totals			.228	264	918	126	209	57	4	21	163	1	16	18	136	203	3	8	.367	.334	31

WILLIAMS, Donovan**INF/OF**

Height - 6'0 **Bats** - R **Born** - 7/25/1999 at Oaklawn, IL
Weight - 200 **Throws** - R **Resides** - Oaklawn, IL

SCHOOL - Harold L Richards (IL) High School

HOW OBTAINED - Cardinals' 14th round selection (424th overall) in the June, 2017 First-Year Player Draft.

CAREER NOTES - **2018**: Hit his first career grand slam vs. Danville (7/29)...missed hitting for the cycle by a double at Bristol (7/4) going 4-for-5 with a home run, triple, four RBI and three runs scored. **MISC**: Signed his college letter of intent to Illinois State University.

YR	CLUB	LG	AVG	G	AB	R	H	2B	3B	HR	RBI	SH	SF	HP	BB	SO	SB	CS	SLG	OBP	E
17	GCL Cardinals	GCL	.204	33	98	17	20	1	2	1	16	0	3	3	11	25	2	3	.286	.296	5
18	Johnson City	Appy	.246	55	199	36	49	8	1	5	30	0	2	4	25	71	7	3	.372	.339	9
19	State College	NYP	.218	46	156	21	34	5	1	1	11	0	2	4	26	53	4	2	.282	.340	10
20	DID NOT PLAY -- NO MiLB SEASON																				
Minor League Totals			.227	134	453	74	103	14	4	7	57	0	7	11	62	149	13	8	.322	.330	24

WINN, Masyn B.**SS/RHP**

Height - 5'10 **Bats** - R **Born** - 3/21/2002 at Katy, TX
Weight - 175 **Throws** - R **Resides** - Kingwood, TX

SCHOOL - Kingwood High School

HOW OBTAINED - Cardinals' 2nd round selection (54th overall) in the June, 2020 First-Year Player Draft.

CAREER NOTES - **2021**: Listed as the "Best Athlete" and "Best Infield Arm" in the Cardinals organization entering the season by *Baseball America's* "Best Tools" survey. **2020**: Participated at the Alternate Training Site in Springfield during the COVID-19 Major League Baseball protocols. **PREP**: Was 13-0 with an 0.67 ERA and 117 strikeouts over 76.1 IP, while batting .417 with eight home runs, 46 RBI and 37 runs scored as a junior in high school earning District 22-6A MVP honors....signed his college letter of intent to the University of Arkansas...was a summer ball teammate of Cardinals draft pick Tink Hence.

YR	CLUB	LG	AVG	G	AB	R	H	2B	3B	HR	RBI	SH	SF	HP	BB	SO	SB	CS	SLG	OBP	E
20	DID NOT PLAY -- NO MiLB SEASON																				

YANEZ, Omar**RHP**

Height - 6'1 **Bats** - R **Born** - 2/14/2003 at Cadereyta, Mexico
Weight - 175 **Throws** - R **Resides** - Cadereyta, Mexico

HOW OBTAINED - Signed by the Cardinals as an International free agent, 7/2/2019

YR	CLUB	LG	W-L	ERA	G	GS	CG	SHO	SV	IP	H	R	ER	HR	HB	BB	SO	WP	BK
20	DID NOT PLAY -- NO MiLB SEASON																		

**YASENKA, Michael S.****RHP****Height** - 6'1 **Bats** - R **Born** - 5/26/1998 at Franklin, PA
Weight - 195 **Throws** - R **Resides** - Frisco, TX**SCHOOL** - Eastern Illinois University**HOW OBTAINED** - Cardinals' 17th round selection (515th overall) in the June, 2019 First-Year Player Draft.**CAREER NOTES - 2019:** Named Cardinals Minor League Pitcher of the Month for July...named Appalachian League Pitcher of the Week (7/8-14)...led all Cardinals minor league pitchers in WHIP (0.92), while ranking 2nd in strikeout/walk ratio (3.8, 10th) and 9th Toughest to HR Off (92.5 TBF/HR)...struck out a career-high 10 batters over 7.0 innings at Kingsport (7/24)...carried a 0.56 ERA in seven appearances (5 starts) into the season over his first 32.1 innings...did not allow more than two earned runs in any appearance. **COLLEGE:** Struck out 100 batters in 2019, the 3rd pitcher in EIU history to post triple digit strikeouts in a single season.

YR	CLUB	LG	W-L	ERA	G	GS	CG	SHO	SV	IP	H	R	ER	HR	HB	BB	SO	WP	BK
19	Johson City	Appy	2-1	0.56	7	5	1	0	0	32.1	21	7	2	1	4	6	37	4	0
	State College	NYP	1-1	2.45	3	3	0	0	0	14.2	9	5	4	0	0	7	12	1	0
20	DID NOT PLAY -- NO MiLB SEASON																		
Minor League Totals			3-2	1.15	10	8	1	0	0	47.0	30	12	6	1	4	13	49	5	0

YEDIS, Miguel A.**RHP****Height** - 6'4 **Bats** - R **Born** - 12/18/2000 at La Romana, Dominican Republic
Weight - 160 **Throws** - R **Resides** - La Romana, Dominican Republic**HOW OBTAINED** - Signed by the Cardinals as an International free agent, 9/1/2017.**CAREER NOTES - 2019:** Was 10th Toughest to HR Off (77.0 TBF/HR) among Cardinals minor league pitchers.

YR	CLUB	LG	W-L	ERA	G	GS	CG	SHO	SV	IP	H	R	ER	HR	HB	BB	SO	WP	BK
18	DSL Cardinals	DSL	1-1	8.50	14	0	0	0	0	18.0	19	17	17	2	3	10	12	6	0
19	DSL Cardinals	DSL	2-3	6.00	13	4	0	0	0	33.0	37	29	22	1	7	18	18	10	1
20	DID NOT PLAY -- NO MiLB SEASON																		
Minor League Totals			3-4	6.88	27	4	0	0	0	51.0	56	46	39	3	10	28	30	16	1

YEPEZ, Juan D.**3B/1B****Height** - 6'1 **Bats** - R **Born** - 2/19/1998 at Caracas, Venezuela
Weight - 215 **Throws** - R **Resides** - Miranda, Venezuela**HOW OBTAINED** - Acquired by Cardinals from the Braves in exchange for 1B Matt Adams, 5/20/17.**CAREER NOTES - 2018:** Named Cardinals Minor League Player of the Month for April...named Midwest League Player of the Week (4/5-15)...hit a grand slam vs. Wisconsin (4/13). **2017:** Popped two home runs vs. Clinton (6/11)...had a season-high 5 RBI at Clinton (8/8)...was 2-for-10 with an RBI and a walk in the Midwest League playoffs.

YR	CLUB	LG	AVG	G	AB	R	H	2B	3B	HR	RBI	SH	SF	HP	BB	SO	SB	CS	SLG	OBP	E
15	GCL Braves	GCL	.206	31	98	12	30	9	1	1	17	0	2	1	16	26	3	2	.449	.402	1
	Danville	Appy	.291	28	103	12	30	7	1	3	14	0	2	0	6	29	0	1	.466	.324	5
16	GCL Braves	GCL	.200	3	10	0	2	0	0	1	0	0	0	0	3	0	0	0	.200	.200	1
	Rome	SAL	.261	23	92	10	24	5	0	1	7	0	0	1	7	23	0	0	.348	.320	2
17	Rome	SAL	.275	36	142	15	39	13	0	1	15	0	2	0	8	32	4	1	.387	.309	8
	Peoria	Mid	.260	80	304	33	79	16	1	7	47	0	2	3	19	72	6	1	.388	.308	13
18	Peoria	Mid	.415	25	94	20	39	10	2	1	20	0	2	0	10	14	4	1	.462	.415	1
	Palm Beach	FSL	.208	67	226	30	47	12	0	2	22	1	0	3	12	52	2	1	.288	.257	1
19	Springfield	Tex	.231	17	52	8	12	2	0	2	10	0	2	0	5	14	0	0	.385	.288	0
	Peoria	Mid	.284	25	88	14	25	7	0	4	13	0	1	1	11	24	2	1	.500	.366	1
	Palm Beach	FSL	.275	29	102	16	28	4	0	4	20	1	0	2	10	21	1	0	.431	.351	3
20	DID NOT PLAY -- NO MiLB SEASON																				
Minor League Totals			.271	364	1311	170	355	85	5	26	186	2	13	11	104	310	22	8	.403	.327	36

ZAPATA, Jose**C****Height** - 5'11 **Bats** - R **Born** - 2/14/2001 at Ocumare del Tuy, Venezuela
Weight - 205 **Throws** - R **Resides** - at Ocumare del Tuy, Venezuela**HOW OBTAINED** - Signed by the Cardinals as an International free agent, 7/2/2017.**CAREER NOTES - CAREER:** Has thrown out 28.8% (38 CS/132 SB ATT) of attempted base runners.

YR	CLUB	LG	AVG	G	AB	R	H	2B	3B	HR	RBI	SH	SF	HP	BB	SO	SB	CS	SLG	OBP	E
18	DSL Cardinals	DSL	.192	35	120	18	23	6	0	0	20	0	3	5	17	42	1	0	.242	.310	6
19	DSL Cardinals	DSL	.243	42	148	26	36	11	1	1	16	1	2	7	20	40	1	3	.351	.356	16
20	DID NOT PLAY -- NO MiLB SEASON																				
Minor League Totals			.220	77	268	44	59	17	1	1	36	1	5	12	37	82	2	3	.302	.335	22





2020 FINAL STANDINGS

N.L. EAST

	W	L	PCT.	GB
ATLANTA*	35	25	.583	-
MIAMI+	31	29	.517	4.0
PHILADELPHIA	28	32	.467	7.0
NEW YORK	26	34	.433	9.0
WASHINGTON	26	34	.433	9.0

N.L. CENTRAL

	W	L	PCT.	GB
CHICAGO*	34	26	.567	-
ST. LOUIS+	30	28	.517	3.0
CINCINNATI#	31	29	.517	3.0
MILWAUKEE#	29	31	.483	5.0
PITTSBURGH	19	41	.317	15.0

N.L. WEST

	W	L	PCT.	GB
LOS ANGELES*	43	17	.717	-
SAN DIEGO+	37	23	.617	6.0
SAN FRANCISCO	29	31	.483	14.0
COLORADO	26	34	.433	17.0
ARIZONA	25	35	.417	18.0

* Division winner # Wild Card + Playoff Birth

A.L. EAST

	W	L	PCT.	GB
TAMPA BAY*	40	20	.667	-
NEW YORK+	33	27	.550	7.0
TORONTO#	32	28	.533	8.0
BALTIMORE	25	35	.417	15.0
BOSTON	24	36	.400	16.0

A.L. CENTRAL

	W	L	PCT.	GB
MINNESOTA*	36	24	.600	-
CLEVELAND+	35	25	.583	1.0
CHICAGO#	35	25	.583	1.0
KANSAS CITY	26	34	.433	10.0
DETROIT	23	35	.397	12.5

A.L. WEST

	W	L	PCT.	GB
OAKLAND*	36	24	.660	-
HOUSTON+	29	31	.483	7.0
SEATTLE	27	33	.450	9.0
LOS ANGELES	26	34	.433	10.0
TEXAS	22	38	.367	14.0

2020 CARDINALS VS. OPPONENTS

N.L. CENTRAL

	Home		Road		Totals	
	W	L	W	L	W	L
Chicago	0	0	5	5	5	5
Cincinnati	4	3	2	1	6	4
Milwaukee	3	2	2	3	5	5
Pittsburgh	2	3	4	1	6	4
TOTALS	9	8	13	10	22	18

A.L. CENTRAL

	Home		Road		Totals	
	W	L	W	L	W	L
Chicago	0	0	2	1	2	1
Cleveland	1	2	0	0	1	2
Detroit	1	1	0	0	1	1
Kansas City	2	1	1	2	3	3
Minnesota	1	1	0	2	1	3
TOTALS	5	5	3	5	8	10

OVERALL TOTALS 14 13 16 15 30 28



2020 CARDINALS WON-LOST BREAKDOWN

	Home		Road		Totals	
	W	L	W	L	W	L
Shutouts	1	3	1	2	2	5
Shutouts - Individual	0	0	0	0	0	0
Extra Innings	0	2	1	1	1	3
One-Run Decisions	3	3	4	3	7	4
Two-Run Decisions	2	3	4	1	6	4
vs. LH Starters	3	1	1	6	4	7
vs. RH Starters	11	12	15	9	16	21
Grass Fields	14	13	16	15	30	28
Artificial Fields	0	0	0	0	0	0
Day Games	7	8	11	6	18	14
Night Games	7	5	5	9	12	14
March	-	-	-	-	-	-
April	-	-	-	-	-	-
May	-	-	-	-	-	-
June	-	-	-	-	-	-
July	2	1	0	2	2	3
August	6	5	5	5	11	10
September	6	6	11	9	17	15

	WON	LOST
Starters	17	17
Relievers	13	11
Streaks	4	4

DOUBLE-HEADERS	WON	LOST	SPLIT
Home	0	1	3
Road	3	0	4

	ST. LOUIS	OPPONENTS
Double Plays	46	46
Triple Plays	0	1
Left On Base	370	343
Grand Slam HR	2	1
Home Runs - Home	25	30
Home Runs - Road	26	39

2020 CARDINALS RECORD WHEN

Scoring first	18-9	Out-hit opponents	26-5	By Day:	
Opponent scores first	12-19	Out-hit by opponents	4-21		Monday
Scoring 4 or more runs	26-3	In errorless games	21-16	Tuesday	3-5
Scoring 3 runs	3-8	Extra innings	1-3	Wednesday	3-5
Scoring 2 or fewer runs	1-17	Shutouts	1-4	Thursday	3-4
Scoring in 3 or fewer innings	20-28	Leading after 7 innings	16-0	Friday	4-5
Scoring in 4 or more innings	10-0	Tied after 7 innings	2-5	Saturday	8-2
First game of Series	8-9	Trailing after 7 innings	1-16	Sunday	5-3
Last game of Series	6-11	Leading after 8 innings	15-0	By Month:	
First game of road trip	2-2	Tied after 8 innings	1-2	Spring	11-9-2
Last game of road trip	0-3	Trailing after 8 innings	2-17	March	---
First game of homestand	3-1	Runs via HR	83	April	---
Last game of homestand	2-2	Opponent runs via HR	114	May	---
Following off-days	2-2	Review Challenges	7-4	June	---
Final at-bat decisions	5-6			July	2-3
Come-from-behind wins	15-11			August	11-10
Walk-off wins/losses	2/2			September	17-15
				By Series:	
				Won: 8	Split: 5
				Lost: 7	Sweeps: 0-2

SCORING BY INNING

	1	2	3	4	5	6	7	8	9	EXT.	Total
CARDINALS	22	35	42	25	35	34	24	10	9	4	240
OPPONENTS	34	23	25	36	30	33	24	5	13	6	229



2020 CARDINALS DAY BY DAY

Date	Team	H/R D/N	Score	Winner-Loser-Save	ATT	W-L	STD	GA/GB
7/24	PIT	H/N	W, 5-4	Flaherty-Musgrove-Kim	---	1-0	T1	---
7/25	PIT	H/D	W, 9-1	Wainwright-Williams	---	2-0	1	+1.0
7/26	PIT	H/D	L, 5-1	Keller-Hudson	---	2-1	T1	---
7/27				OPEN DATE		2-1	2	-0.5
7/28	MIN	R/N	L, 6-3	Bailey-Martinez-Romo	---	2-2	2	-1.5
7/29	MIN	R/N	L, 3-0	R.Hill-Ponce de Leon-T.Rogers	---	2-3	3	-1.5
7/30				OPEN DATE	---	2-3	3	-1.5
7/31	MIL	R/D		Postponed to 7/21^	---	2-3	3	-2.0
JULY TOTALS					---	2-3	3	-2.0
8/1	MIL	R/N		Postponed to 8/14^	---	2-3	3	-2.5
8/2	MIL	R/D		Postponed to 9/25^	---	2-3	T3	-3.0
	MIL	R/N		Postponed to 9/16^	---	2-3	T3	-3.0
8/3	DET	H/N		Postponed to 8/5^	---	2-3	T3	-3.5
8/4	DET	R/D		Postponed to 8/13^	---	2-3	T2	-4.0
8/5	DET	H/D		Postponed to 8/13^	---	2-3	4	-4.5
	DET	R/N		Postponed to 9/10^	---	2-3	4	-4.5
8/6	DET	H/N		Postponed to 9/10^	---	2-3	3	-4.0
8/7	CHI	H/N		Postponed to 8/17^	---	2-3	4	-4.0
8/8	CHI	H/N		Postponed (8/19)^	---	2-3	3	-4.0
8/9	CHI	H/N		Postponed (9/5)^	---	2-3	3	-4.0
8/10	PIT	H/N		Postponed (8/27)^	---	2-3	3	-4.0
8/11	PIT	H/N		Postponed (9/18)^	---	2-3	T2	-4.5
8/12	PIT	H/D		Postponed (9/18)^	---	2-3	4	-5.0
8/13	DET	R/D		Postponed (TBA)^	---	2-3	4	-5.5
	DET	R/N		Postponed (TBA)^	---	2-3	4	-5.5
8/14	CWS	R/N		Postponed to 8/15^	---	2-3	4	-5.0
8/15	CWS	R/D	W, 5-1 (7 inn)	Wainwright-Giolito	---	3-3	4	-4.5
	CWS	R/N	W, 6-3 (7 inn)	Cabrera-Marshall-Miller	---	4-3	2	-3.5
8/16	CWS	R/D	L, 7-2	Keuchel-Hudson	---	4-4	T2	-3.5
8/17	CHI	R/D	W, 3-1 (7 inn)	Gallegos-Hendricks-Miller	---	5-4	T2	-3.0
	CHI	H/N	L, 5-4 (7 inn)	Underwood-Webb-Jeffress	---	5-5	T2	-3.5
8/18	CHI	R/N	L, 6-3	Darvish-Ponce de Leon-Wick	---	5-6	T2	-4.5
8/19	CHI	R/D	W, 9-3 (7 inn)	Webb-Mills	---	6-6	2	-4.0
	CHI	H/N	L, 4-2 (7 inn)	Jeffress-A.Miller-Kimbrel	---	6-7	3	-4.5
8/20	CIN	H/N	W, 5-4	Elledge-Iglesias	---	7-7	2	-4.0
8/21	CIN	H/N	L, 4-2	Lorenzen-Cabrera-Iglesias	---	7-8	2	-4.0
8/22	CIN	H/N	W, 3-0	Kim-Miley-Gallegos	---	8-8	2	-3.0
8/23	CIN	H/D	W, 6-2	Cabrera-Mahle	---	9-8	2	-3.0
8/24	KC	H/N	W, 9-3	Flaherty-Keller	---	10-8	2	-3.0
8/25	KC	H/N	L, 5-4	Staumont-Gant-Rosenthal	---	10-9	2	-3.0
8/26	KC	H/N	W, 6-5	Reyes-Rosario	---	11-9	2	-2.0
8/27	PIT	H/D	L, 4-3 (8 inn)	Stratton-Gant-R.Rodriguez	---	11-10	2	-2.5
	PIT	H/N	L, 2-0 (7 inn)	Ponce-Oviedo-Turley	---	11-11	2	-3.0
8/28	CLE	H/N	L, 14-2	Hill-Ponce de Leon-Plutko	---	11-12	2	-3.0
8/29	CLE	H/D	L, 2-1 (12 inn)	Wittgren-Reyes-Hand	---	11-13	T2	-3.5



2020 CARDINALS DAY BY DAY

Date	Team	H/R D/N	Score	Winner-Loser-Save	ATT	W-L	STD	GA/GB
8/30	CLE	H/D	W, 7-2	WAINWRIGHT-Civale	---	12-13	2	-3.5
8/31	CIN	R/N	W, 7-5	Hudson-DeSclafani-Gallegos	---	13-13	2	-3.0
AUGUST TOTALS					---	11-10	2	-3.0
9/1	CIN	R/N	W, 16-2	Kim-Gray	---	14-13	2	-3.0
9/2	CIN	R/N	L, 4-3	Iglesias-Gallegos	---	14-14	2	-4.0
9/3				OPEN DATE		14-14	2	-3.5
9/4	CHI	R/N	L, 4-1	Darvish-Flaherty-Jeffress	---	14-15	T2	-4.5
9/5	CHI	R/D	W, 4-2 (7 inn)	Wainwright-Alzolay-Gallegos	---	15-15	T2	-3.5
	CHI	H/N	W, 5-1 (7 inn)	Helsley-Rea	---	16-15	2	-2.5
9/6	CHI	R/N	W, 7-3	Hudson-Lester	---	17-15	2	-1.5
9/7	CHI	R/D	L, 5-1	Hendricks-Oviedo	---	17-16	2	-2.5
9/8	MIN	H/D	L, 7-3 (7 inn)	Berrios-Martínez	---	17-17	2	-3.0
	MIN	H/N	W, 6-4 (7 inn)	Cabrera-Dobnak-Gallegos	---	18-17	2	-3.0
9/9				OPEN DATE	---	18-17	2	-2.5
9/10	DET	H/D	W, 12-2 (7 inn)	Flaherty-Skubal	---	19-17	2	-2.0
	DET	H/N	L, 6-3 (7 inn)	Cisnero-Gallegos-B. Garcia	---	19-18	2	-3.0
9/11	CIN	H/N	L, 3-1	CASTILLO-Wainwright	---	19-19	2	-3.0
9/12	CIN	H/N	W, 7-1	Hudson-Antone	---	20-19	2	-3.0
9/13	CIN	H/D	L, 10-5	Bradley-Gant-Iglesias	---	20-20	2	-4.0
9/14	MIL	R/D	L, 2-1 (8 inn)	Peralta-Helsley	---	20-21	2	-4.5
	MIL	R/N	W, 3-2 (9 inn)	Cabrera-Topa-Webb	---	21-21	2	-4.0
9/15	MIL	R/N	L, 18-3	Anderson-Flaherty	---	21-22	2	-5.0
9/16	MIL	R/D	W, 4-2 (7 inn)	WAINWRIGHT-WOODRUFF	---	22-22	2	-4.5
	MIL	R/N	L, 6-0 (7 inn)	Peralta-Oviedo	---	22-23	T2	-5.5
9/17	PIT	R/N	L, 5-1	BRAULT-Gomber	---	22-24	3	-6.0
9/18	PIT	R/D	W, 6-5 (7 inn)	Reyes-Williams-Helsley	---	23-24	3	-5.5
	PIT	H/N	W, 7-2 (7 inn)	A.Miller-Kuhl	---	24-24	T2	-5.5
9/19	PIT	R/N	W, 5-4	Woodford-Howard-Cabrera	---	25-24	2	-4.5
9/20	PIT	R/D	W, 2-1	Flaherty-Holland-A.Miller	---	26-24	2	-3.5
9/21	KC	R/N	L, 4-1	Stamont-Wainwright-Holland	---	26-25	T2	-4.5
9/22	KC	R/N	W, 5-0	Gomber-Singer	---	27-25	2	-3.5
9/23	KC	R/N	L, 12-3	Duffy-Martinez	---	27-26	T2	-3.5
9/24	MIL	H/N	W, 4-2	Kim-Burnes-A.Miller	---	28-26	2	-2.5
9/25	MIL	H/D	L, 3-0 (7 inn)	D.Williams-Flaherty-Hader	---	28-27	T2	-3.0
	MIL	R/N	W, 9-1 (7 inn)	Ponce de Leon-Lindblom	---	29-27	T2	-3.0
9/26	MIL	H/N	L, 3-0	Woodruff-Wainwright-Hader	---	29-28	T2	-3.0
9/27	MIL	H/D	W, 5-2	Gallegos-Anderson-Reyes	---	30-28	T2	-3.0
SEPTEMBER TOTALS					---	17-15	T2	-3.0
SEASON TOTALS						30-28	T2	-3.0
DIVISION SERIES								
9/30	SD	R/D	W, 7-4	Gallagos-Paddock-Reyes	---	1-0	---	---
10/1	SD	R/D	L, 11-9	Pagan-Ponce de Leon-Rosenthal	---	1-1	---	---
10/2	SD	R/D	L, 4-0	Adams-Flaherty	---	1-2	---	---

NOTE: Pitchers' complete games in CAPS; Extra innings shown in parentheses; Times listed are Central (STL) time; *indicates make-up game due to rain out ^indicates make-up game due to COVID-19



2020 CARDINALS FINAL STATISTICS

BATTING

BATTER	AVG	G	AB	R	H	TB	2B	3B	HR	RBI	SH-SF	HP	BB-IBB	SO	SB	CS	DP	SLG	OBP
Bader, Harrison	.226	50	106	21	24	47	7	2	4	11	0-1	5	13-0	40	3	1	2	.443	.336
Cabrera, Génesis	.000	1	0	0	0	0	0	0	0	0	0-0	0	0-0	0	0	0	0	.000	.000
Carlson, Dylan	.200	35	110	11	22	40	7	1	3	16	0-1	0	8-0	35	1	1	3	.364	.252
Carpenter, Matt	.186	50	140	22	26	44	6	0	4	24	0-0	6	23-1	48	0	0	1	.314	.325
Dean, Austin	.250	3	4	1	1	2	1	0	0	0	0-0	0	3-0	2	0	0	0	.500	.571
DeJong, Paul	.250	45	152	17	38	53	6	0	3	25	0-4	1	17-0	50	1	0	4	.349	.322
Edman, Tommy	.250	55	204	29	51	75	7	1	5	26	0-2	5	16-0	48	2	4	5	.368	.317
Elledge, Seth	.000	1	0	0	0	0	0	0	0	0	0-0	0	0-0	0	0	0	0	.000	.000
Fowler, Dexter	.233	31	90	14	21	35	2	0	4	15	0-0	1	10-0	28	1	1	2	.389	.317
Goldschmidt, Paul	.304	58	191	31	58	89	13	0	6	21	0-1	1	37-0	43	1	0	4	.466	.417
Knizner, Andrew	.250	8	16	1	4	5	1	0	0	4	0-1	0	0-0	5	0	0	2	.313	.235
Miller, Brad	.232	48	142	21	33	64	8	1	7	25	0-1	3	25-1	46	1	0	2	.451	.357
Molina, Yadier	.262	42	145	12	38	52	2	0	4	16	1-1	3	6-0	21	0	0	7	.359	.303
Nogowski, John	.250	1	4	0	1	1	0	0	0	0	0-0	0	0-0	1	0	0	0	.250	.250
O'Neill, Tyler	.173	50	139	20	24	50	5	0	7	19	0-1	2	15-0	43	3	1	3	.360	.261
Ravelo, Ravelo	.171	13	35	5	6	10	1	0	1	6	0-2	0	4-0	6	0	0	0	.286	.244
Schrock, Max	.176	11	17	1	3	6	0	0	1	1	0-0	0	0-0	6	0	0	0	.353	.176
Thomas, Lane	.111	18	36	5	4	9	2	0	1	2	0-0	0	4-0	13	0	0	1	.250	.200
Wieters, Matt	.200	19	35	3	7	8	1	0	0	4	1-0	2	3-0	10	0	0	1	.229	.300
Williams, Justin	.200	3	5	0	1	1	0	0	0	0	0-0	0	1-0	2	0	0	0	.200	.333
Wong, Kolten	.265	53	181	26	48	59	4	2	1	16	2-1	4	20-1	30	5	2	1	.326	.350
Woodford, Jake	.000	1	0	0	0	0	0	0	0	0	0-0	0	0-0	0	0	0	0	.000	.000
ST. LOUIS	.234	58	1752	240	410	650	73	7	51	231	4-16	33	205-3	477	18	10	38	.371	.323
OPPONENTS	.216	58	1739	229	376	661	70	4	69	220	3-14	26	204-8	464	8	7	41	.380	.306



2020 CARDINALS FINAL STATISTICS

PITCHING

PITCHER	W-L	ERA	G	GS	CG	GF	SHO	SV	IP	H	R	ER	HR	BB-IBB	SO	WP	AVG
Brebbia, John	3-4	3.59	66	0	0	22	0	0	72.2	59	31	29	6	27-2	87	0	.216
Cabrera, Génesis	4-1	2.42	19	0	0	1	0	1	22.1	10	9	6	3	16-0	32	3	.132
Crismatt, Nabil	0-0	3.24	6	0	0	6	0	0	8.1	6	3	3	2	1-1	8	0	.200
Cruz, Jesús	0-0	18.00	1	0	0	0	0	0	1.0	3	2	2	0	1-0	2	0	.600
Elledge, Seth	1-0	4.63	12	0	0	5	0	0	11.2	11	6	6	2	8-0	14	2	.262
Fernández, Junior	0-0	18.00	3	0	0	2	0	0	3.0	6	6	6	1	2-0	2	0	.429
Flaherty, J	4-3	4.91	9	9	0	0	0	0	40.1	33	22	22	6	16-0	49	1	.221
Gallegos, Giovanni	2-2	3.60	16	0	0	7	0	4	15.0	9	6	6	1	4-0	21	1	.170
Gant, John	0-3	2.40	17	0	0	2	0	0	15.0	9	6	4	0	7-0	18	1	.167
Gomber, Austin	1-1	1.86	14	4	0	2	0	0	29.0	19	6	6	1	15-0	27	1	.190
Helsley, Ryan	1-1	5.25	12	0	0	4	0	1	12.0	8	8	7	3	8-1	10	0	.186
Hudson, Dakota	3-2	2.77	8	8	0	0	0	0	39.0	24	13	12	5	15-1	31	0	.178
Kaminsky, Rob	0-0	1.93	5	0	0	3	0	0	4.2	3	3	1	0	2-0	3	0	.188
Kim, Kwang Hyun	3-0	1.62	8	7	0	1	0	1	39.0	28	9	7	3	12-2	24	1	.197
Martínez, C	0-3	9.90	5	5	0	0	0	0	20.0	32	26	22	6	10-2	17	0	.352
Meisinger, Ryan	0-0	0.00	2	0	0	0	0	0	2.2	1	0	0	0	4-0	3	0	.125
Miller, Andrew	1-1	2.77	16	0	0	5	0	4	13.0	9	4	4	0	5-0	16	2	.191
Oviedo, Johan	0-3	5.47	5	5	0	0	0	0	24.2	24	18	15	3	10-0	16	4	.253
Ponce de Leon, Daniel	1-3	4.96	9	8	0	1	0	0	32.2	23	18	18	8	20-0	45	0	.190
Ramírez, Roel	0-0	81.00	1	0	0	0	0	0	0.2	6	6	6	4	1-0	1	1	.857
Reyes, Alex	2-1	3.20	15	1	0	5	0	1	19.2	14	10	7	1	14-1	27	2	.197
Sánchez, Ricardo	0-0	6.75	3	0	0	1	0	0	5.1	5	4	4	1	5-0	4	0	.250
Schrock, Max	0-0	0.00	1	0	0	1	0	0	1.0	0	0	0	0	0-0	0	0	.000
Wainwright, Adam	5-3	3.15	10	10	2	0	0	0	65.2	54	25	23	9	15-0	54	0	.221
Webb, Tyler	1-1	2.08	21	0	0	5	0	1	21.2	17	5	5	2	7-0	19	1	.218
Whitley, Kodi	0-0	1.93	4	0	0	1	0	0	4.2	2	1	1	1	1-0	5	0	.125
Woodford, Jake	1-0	5.57	12	1	0	4	0	0	21.0	20	13	13	7	5-0	16	1	.253
ST. LOUIS	30-28	3.90	58	58	2	56	2	13	473.0	376	229	205	69	204-8	464	21	.216
OPPONENTS	28-30	4.22	58	58	3	55	5	17	471.0	410	240	221	51	205-3	477	18	.234

2020 CARDINALS LEADERS

BATTING		PITCHING	
AverageGoldschmidt	ERA (starter)Wainwright
On-Base PercentageGoldschmidt	ERA (reliever)Webb
Slugging PercentageGoldschmidt	WinsWainwright
GamesGoldschmidt	Losses6 Players
At-BatsEdman	GamesWebb
RunsGoldschmidt	Games StartedWainwright
HitsGoldschmidt	Games FinishedGallegos
DoublesGoldschmidt	Complete GamesWainwright
TriplesBader, Wong	SavesGallegos/A.Miller
Home RunsB. Miller/O'Neill	ShutoutsNone
RBIEdman	InningsWainwright
WalksGoldschmidt	StrikeoutsWainwright
StrikeoutsDeJong	WalksHudson
Sacrifice BuntsWong	Opp. AverageWainwright
Sacrifice FliesDeJong	WHIPWainwright
Stolen BasesWong	GIDP InducedKim
Caught StealingEdman	GIDP/9 IPWainwright
GIDPMolina		



2020 CARDINALS HIGHS & LOWS

TEAM MISCELLANEOUS

Longest Winning Streak	4	9/18-20
Longest Losing Streak	4	8/27-8/29
Longest Game - Innings	12	8/29 vs. CLE
Longest Game - Time (overall)	4:09	8/18 at CHI
Longest Game - Time (9-inn game)	4:09	8/18 at CHI
Shortest Game - Time (9-inn game)	2:15	8/22 vs. CIN
Longest Game - Time (7-inn game)	*3:42	9/14-2 at MIL
Shortest Game - Time (7-inn game)	*2:01	9/16-2 at MIL
Largest Crowd - Home	---	---
Largest Crowd - Road	---	---
Largest Margin of Victory	14 runs (16-2)	9/1 at CIN
Largest Margin of Defeat	15 runs (18-3)	9/15 at MIL
Largest Comeback Win	4 runs (4-0)	9/19 at PIT
Comeback Wins (4 or more runs)	1	9/19 at PIT
Most Left on Base	*14	9/14-2 at MIL
Most Errors	4	9/18-1 vs PIT
Longest Errorless Streak (Games)	*5	9/23-27
Most Double Plays Turned-Cardinals	*3	9/17 at PIT
Most Double Plays Turned-Opponent	*3	8/29 vs. CLE
Most Triple Plays Turned-Opponent	1	9/27 vs. MIL

TEAM BATTING

Most Runs - Inning - Cards	7 (3rd)	9/10-1 vs. DET
Most Runs - Inning - Opponent	7 (4th)	9/15 at MIL
Most Runs - 1st Inning - Cards	6	9/1 at CIN
Most Runs - 1st Inning - Opponent	*4	9/16-2 at MIL
Most Runs - Game - Cards	16	9/1 at CIN
Most Runs - Game - Opponent	18	9/15 at MIL
Most Runs - Game - Both Clubs	18	9/1 at CIN
Most Hits - Game - Cards	¢ 23	9/1 at CIN
Most Hits - Game - Opponent	20	8/28 vs. CLE
Most Hits - Game - Both Clubs	31	9/1 at CIN
Fewest Hits - Game - Cards	*2	9/26 vs MIL
Most Extra Base Hits - Game - Cards	7	9/1 at CIN
Most Bunt Hits - Game - Cards	*1	9/15 at MIL
Most Singles - Game - Cards	16	9/1 at CIN
Most Doubles - Game - Cards	5	9/1 at CIN
Most Triples - Game - Cards	*1	9/27 vs. MIL
Most Home Runs - Game - Cards	5	9/10-1 vs. DET
Most Home Runs - Game - Opponent	*4	9/23 at KC
Longest Home Run Streak (Games)	5	8/30-9/4
Most Stolen Bases - Game - Cards	3	9/20 at PIT
Most Stolen Bases - Game - Opponent	*1	9/21 at KC

TEAM PITCHING

Most Strikeouts - Game - Cards	16	9/14-2 at MIL
Most Strikeouts - Game - Opponent	16	9/14-2 at MIL
Fewest Strikeouts - Game - Cards	*3	9/17 at PIT
Fewest Strikeouts - Game - Opponent	*3	8/27-2 vs PIT
Most Walks - Game - Cards	9	8/17-2 at CHI
Most Walks - Game - Opponent	8	8/26 vs. KC
Fewest Walks - Game - Cards	*0	8/31 at CIN
Fewest Walks - Game - Opponents	0	9/16-2 at MIL
Fewest Hits Allowed	*2	9/25-2 at MIL

INDIVIDUAL BATTING

Longest Hit Streak-Games	10	Wong	9/8-18
Longest HR Streak-Games	*2	B. Miller	9/1-2
Longest Run Streak-Games	5	Bader	8/21-8/25
Longest RBI Streak-Games	5	Carpenter	9/8-13
Most Runs - Game	*4	Wong	9/1 at CIN
Most Hits - Game	*4	Wong/Miller	9/1 at CIN
Most Bunt Hits - Game	*1	Edman	9/15 at MIL
Most Doubles - Game	*2	Bader	9/6 at CHI
Most Triples - Game	*1	Bader	9/27 vs. MIL
Most Home Runs - Game	*2	B. Miller	9/1 at CIN
Grand Slams - Last	*1	DeJong	8/31 at CIN
Most RBI - Game	7	B. Miller	9/1 at CIN
Most SB - Game	2	Wong	9/20 at PIT
Most Walks - Game	*3	B. Miller	9/13 vs. CIN
Most Int. Walks - Game	*1	Carpenter	9/2 at CIN
Most HBP - Game	*2	Carpenter	8/26 vs. KC

INDIVIDUAL PITCHING

Most K's Game-Starter	11	Flaherty	9/20 at PIT
Most K's Game-Reliever	5	Elledge	8/16 at CWS
Longest Winning Streak	4	Wainwright	7/25-9/5
Longest Losing Streak	3	4 Players	---
Most IP Game-Starter	9.0	Wainwright	8/30 vs. CLE
Most IP Game-Reliever	3.1	Woodford	8/28 vs. CLE
Consecutive Scoreless IP	14.1	Kim	8/27-9/19
Fewest Hits Allowed - CG	*4	Wainwright	9/16-2 at MIL

* Happened more than once - last time listed.

Busch Stadium III record

^ Ties Franchise & MLB record

+ Game played at Monterrey, Mexico



2020 CARDINALS DETAILED HITTING

Player	Multi-Hit Games						GWRBI	Multi-RBI Games						Hits			2-out RBI
	2H	3H	4H	5H	6H	Tot.		2RBI	3RBI	4RBI	5RBI	6+RBI	Total	Infield	Bunt		
Arozarena	2					2							2				
Bader	4	1				5		2	1			3	2		5		
Carlson	3	1				4	3	4	2			6	1		8		
Carpenter	7					7	4	3		1		4	1		9		
Dean																	
DeJong	3	5				8	3	4	1	1		6	2		11		
Edman	10	2				12	2	6				6	7	1	8		
Fowler	2					2	1	4	1			5	1		4		
Goldschmidt	9	4				13	1	2	2			4	8		6		
Knizner	2					2		1				1			1		
Miller, B.	5	1	1			7	4	2	1		1	4			4		
Molina	8	1	1			10	3	3				3	3		5		
Nogowski																	
O'Neill	4					4	3	8				8	3		10		
Ravelo	1					1			1			1	1		1		
Schrock	1					1											
Sosa																	
Thomas								1				1			2		
Wieters	1					1	1	1				1	1		2		
Williams																	
Wong	8	1	1			10	4	2	1			3	8	1	7		
TOTALS	68	16	3	0	0	87	29	42	10	2	0	1	55	40	2	83	

*The Cardinals scored 86 two-out runs.



2020 CARDINALS LINEUP

GAMES STARTED BY EACH POSITION IN BATTING ORDER

1. Wong 47, Edman 11
2. Edman 43, DeJong 10, Carlson 2, B. Miller 2, Carpenter 1
3. Goldschmidt 58
4. B. Miller 29, DeJong 10, Carpenter 10, O'Neill 7, Ravelo 1, Carlson 1
5. DeJong 20, Carpenter 11, Molina 9, O'Neill 7, Miller 7, Ravelo 3, Fowler 1,
6. Molina 25, O'Neill 8, Carpenter 6, Carlson 5, B. Miller 5, Ravelo 4, DeJong 2, Fowler 2, Thomas 1
7. Carpenter 18, Fowler 16, O'Neill 7, Molina 4, DeJong 3, Carlson 2, Schrock 2, Williams 1, Bader 1, Knizner 1
8. O'Neill 13, Carlson 12, Fowler 10, Wieters 6, Bader 5, Knizner 3, Molina 3, Ravelo 2, Schrock 2, Thomas 1
9. Bader 30, Carlson 10, Thomas 8, Wieters 5, Williams 1, O'Neill 1, Molina 1, Wong 1, Nogowski 1

Lineups Used: 54

GAMES STARTED BY POSITION

- C** Molina 42, Wieters 12, Knizner 4
1B Goldschmidt 52, Carpenter 4, Ravelo 1, Nogowski 1
2B Wong 48, Edman 6, Schrock 3, B. Miller 1
SS DeJong 45, Edman 12, B. Miller 1
3B Carpenter 29, Edman 17, B. Miller 11, Schrock 1
LF O'Neill 41, Carlson 8, Edman 6, Dean 2, Ravelo 1,
CF Bader 36, Carlson 16, Thomas 6
RF Fowler 27, Edman 13, Carlson 8, Ravelo 4, Thomas 4, Williams 2
P Wainwright 10, Flaherty 9, Ponce de Leon 8, Hudson 8, Kim 7, Oviedo 5, Martinez 5, Gomber 4, Reyes 1, Woodford 1
DH B. Miller 31, Carpenter 13, Goldschmidt 6, Ravelo 4, O'Neill 2, Fowler 2

Defensive Lineups Used: 49

WELCOME TO THE SHOW!

The Cardinals had 13 rookies make their Major League debut during the 2020 season, with 11 coming during a five-game road trip to Chicago (Aug. 15-19). Three position players and 10 pitchers. Dylan Carlson was the youngest to debut at 21.297 years, while Kwang Hyun Kim from South Korea was the most experienced at 32.002 years.

Pos.	Player	Date	Opponent	Age	Debut Stats
LHP	Kwang Hyun Kim	July 24	Pittsburgh	32.002	Relief: 9th-GF; Sv, 1 IP 2H, 2R, 1GDP
RHP	Kodi Whitley	July 26	Pittsburgh	25.156	Relief: 7th, 1.0 IP, 0 H, 0 R, 1 K
OF	Dylan Carlson	August 15 (1)	at Chicago White Sox	21.297	Started LF: 0-for-3, strikeout, 2 PO
INF	Max Schrock	August 15 (2)	at Chicago White Sox	25.308	Started 2B: 2-3, 2 singles, strikeout
RHP	Jake Woodford	August 15 (2)	at Chicago White Sox	23.292	Started: ND, 3 IP, H, R, 3 K, HR
1B	John Nogowski	August 16	at Chicago White Sox	27.224	Started 1B: 1-4, single, strikeout
RHP	Roel Ramirez	August 16	at Chicago White Sox	25.082	Relief: 5th, 0.2 IP, 6 R, 6 H, 4 HR
RHP	Seth Elledge	August 16	at Chicago White Sox	24.088	Relief: 5th; 2.1 IP, 0 H, 0 R, 5 K
LHP	Rob Kaminsky	August 16	at Chicago White Sox	25.349	Relief: 8th-GF; 1 IP, 0 H, 0 R, 1 K
LHP	Ricardo Sanchez	August 17 (2)	at Chicago Cubs	23.128	Relief: 2nd, 2 IP, 0 R, 2 BB, 3 K
RHP	Nabil Crismatt	August 17 (2)	at Chicago Cubs	25.236	Relief: 7th-GF, 1 IP, H, BB, 2 K
RHP	Jesus Cruz	August 18 (2)	at Chicago Cubs	25.215	Relief: 6th, 1 IP, 3 H, 2 R, BB, 2 K
RHP	Johan Oviedo	August 19 (2)	at Chicago Cubs	22.170	Started: ND, 5 IP, 2 H, 2 R, 2 BB, 4 K



2020 CARDINALS DEFENSE

CARDINALS 2020 DEFENSE																	
	FIELDING GEMS	OUTFIELD ASSISTS					ERRORS			BASE-STEALING			PITCHER'S		CATCHING		
		1	2	3	H	T	T	F	OTHER	CS	ATT	PCT	CS	PCKOFF	ERA	WP	PB
Bader	3			1	1	2	1	1	0								
Cabrera	0						0	0	0	0	1	0%	0	0		3	
Bader	3			1	1	2	1	1	0								
Cabrera	0						0	0	0	0	1	0%	0	0		3	
Carlson	2		3	1		4	0	0	0								
Carpenter	2						3	0	0								
Dean	0						0	0	0	0	0	0%	0	0			
DeJong	3						3	1	0								
Edman	3						2	5	0								
Elledge	0						0	0	0	2	2	100%	0	0		2	
Fernandez	0						0	0	0	0	0	0%	0	0			
Flaherty	0						0	0	0	1	1	100%	0	0		1	
Fowler	2						0	0	0								
Gallegos	0						0	0	0	0	1	0%	0	0			
Gant	0						0	0	0	0	0	0%	0	0		1	
Goldschmidt	4						1	0	0								
Gomber	0						0	0	0	1	1	100%	0	0		1	
Helsley	0						0	0	0	0	0	0%	0	0			
Hudson, D.	0						0	0	0	1	2	50%	0	0			
Kaminsky	0						0	0	0	0	0	0%	0	0			
Kim	0						0	0	0	0	0	0%	0	0			
Knizner	0						0	0	1	2	3	67%	---	---	5.68 (24 er/38.0 ic)	---	1
Martinez, C.	1						1	0	0	0	0	---	0	0			
Mikolas	0						0	0	0	0	0	0%	0	0			
Miller, A.	0						0	0	0	0	0	0%	0	0		2	
Miller, B.	0						3	2	0	0	0	0%	0	0			
Molina	0						3	0	2*	5	11	46%	---	1	3.82 (143 er/337.1 ic)	---	3
Nogowski	0						0	0	0								
O'Neill	5						0	0	0								
Oviedo	1						0	0	0	0	1	0%	0	0		4	
Ponce de Leon	0						0	0	0	0	2	0%	0	0			
Ramirez	0						0	0	0	1	1	100%	0	0		1	
Ravelo	0			1	1		0	0	0	0	0	0%	0	0			
Reyes	0						0	0	0	0	1	0%	0	0		2	
Sánchez	0						0	0	0	0	0	0%	0	0			
Schrock	0						0	0	0	0	0	0%	0	0			
Sosa	0						0	0	0	0	0	0%	0	0			
Thomas	1		1		1		0	1	0								
Wainwright	0						0	0	0	1	1	100%	0	0			
Webb	0						0	1	0	0	1	0%	0	0		1	
Whitley	0						0	0	0	0	0	0%	0	0			
Wieters	0						0	0	0	0	1	0%	---	---	3.50 (38 er/97.2 ic)	---	2
Williams	0						0	0	0								
Wong	8						1	1	0								
Woodford	0						0	0	0	0	0	0%	0	0		1	
TOTALS	35	0	4	2	2	8	18	12	3	7	15	47%	0	1	3.90 (205 er/473.0 ic)	19	6



2020-21 CARDINALS TRANSACTIONS

February 12: Opened camp with 40 roster players and 30 non-roster invitees. Signed free-agent INF Brad Miller to a one-year contract for 2020. Placed RHP Jordan Hicks (right elbow) on the 60-day Injured List.

March 7: Optioned RHP Ricardo Sánchez & INF Elehuris Montero to Springfield (AA). Optioned RHP Alvaro Seijas to Palm Beach (A). Re-assigned non-roster invitees Akeem Bostick, Nabil Crismatt, Seth Elledge, Alex FaGalde, Griffin Roberts, Angel Rondón, Ramón Santos, Luken Baker, Julio Rodríguez & Alexis Wilson to minor league camp. Placed INF Yairo Muñoz on Unconditional Release Waivers.

March 8: Agreed to terms with 24 players for 2020. Renewed the contract of RHP Jack Flaherty.

March 9: Announced that INF Yairo Munoz cleared Unconditional Release Waivers and became a free-agent.

March 19: Optioned RHP Jake Woodford, INF Edmundo Sosa, OF Justin Williams, and OF Austin Dean to Memphis (AAA).

March 26: Optioned RHP Alex Reyes, C Andrew Knizner, RHP Junior Fernandez, LHP Genesis Cabrera to Memphis (AAA).

June 26: Placed RHP John Brebbia on the 60-day injured list (right ulnar collateral ligament tear).

July 13: Placed RHP Jordan Hicks on the restricted list.

July 18: Placed RHP Giovanni Gallegos and LHP Ricardo Sánchez on the injured list.

July 22: Released LHP Brett Cecil. Placed INF/OF Brad Miller (right ankle bursitis) on the 10-day injured list (retroactive to 7/20).

July 23: Recalled INF Edmundo Sosa, C Andrew Knizner, RHP Junior Fernández, and OF Austin Dean from the Alternate Training Site. Selected the contract of RHP Kodi Whitley from the Alternate Training Site.

July 28: Placed RHP Miles Mikolas on the 10-day Injured List (right forearm strain), retroactive to July 25. Recalled RHP Jake Woodford from the Alternate Training Site. Activated RHP Giovanni Gallegos from the Injured List.

August 4: Activated infielder Brad Miller (right ankle bursitis) from the 10-Day Injured List. Placed C Yadier Molina, SS Paul DeJong, INF Edmundo Sosa, RHP Carlos Martínez, RHP Junior Fernández, and RHP Kodi Whitley on the Injured List.

August 5: Recalled RHP Alex Reyes and LHP Génesis Cabrera from the Alternate Training Site. Purchased the contracts of INF Max Schrock and RHP Roel Ramirez from the Alternate Training Site. Placed INF/OF Rangel Ravelo on the Injured List. Added C Jose Godoy to the Taxi Squad. Transferred RHP Miles Mikolas (right forearm strain) from the 10-day injured list to the 60-day injured list.

August 15: Selected the contracts of OF Dylan Carlson, 1B John Nogowski, RHP Seth Elledge and LHP Rob Kaminsky from the Alternate Training Site. Recalled LHP Ricardo Sanchez as the 29th man from the Alternate Training Site. Placed LHP Austin Gomber on the Injured List (retro to 8/13). Added RHP Nabil Crismatt, RHP Ryan Meisinger and RHP Jesús Cruz to the Taxi Squad. Optioned RHP Jake Woodford to the Alternate Training Site following the doubleheader.

August 16: Optioned RHP Roel Ramirez to the Alternate Training Site following the game.

August 17: Purchased the contract of RHP Nabil Crismatt from the Alternate Training Site. Recalled RHP Jake Woodford as the 29th man from the Alternate Training Site. Optioned INF John Nogowski to the Alternate Training Site following Game 1 of the doubleheader. Purchased the contract of RHP Ryan Meisinger from the Alternate Training Site following Game 1 of the doubleheader. Optioned RHP Jake Woodford to the Alternate Training Site following the doubleheader.

August 18: Purchased the contract of RHP Jesus Cruz from the Alternate Training Site. Optioned LHP Rob Kaminsky to the Alternate Training Site.

August 19: Activated LHP Austin Gomber from the Injured List and optioned RHP Ryan Meisinger to the Alternate Training Site. Recalled RHP Jake Woodford as the 29th man for the doubleheader. Prior to Game 2 of the doubleheader, selected the contract of RHP Johan Oviedo from the Alternate Training Site and optioned RHP Jesus Cruz to the Alternate Training Site.

August 20: Placed C Matt Wieters on the 10-day Injured List (left great toe contusion) and optioned RHP Jake Woodford (29th man) and RHP Nabil Crismatt to the Alternate Training Site. Activated C Yadier Molina from the Injured List and recalled RHP Jake Woodford from the Alternate Training Site.

August 21: Outrighted RHP Alvaro Seijas off the 40-man roster and removed him from the 60-man player pool. Optioned RHP Seth Elledge to the Alternate Training Site following the game.

August 23: Activated INF Paul DeJong from the Injured List.

August 27: Placed LHP Andrew Miller on the 10-day Injured List (left shoulder fatigue) retroactive to August 24. Activated RHP Junior Fernandez from the Alternate Training Site to join the Major League roster. INF Edmundo Sosa was activated from the Injured List and assigned to Alternate Training Site. RHP Seth Elledge recalled from the Alternate Training Site as the 29th man.

August 28: Optioned RHP Junior Fernandez and INF Max Schrock to the Alternate Training Site following the game.



2020-21 CARDINALS TRANSACTIONS

(Continued)

August 29: Optioned RHP Daniel Ponce de Leon to the Alternate Training Site. Placed LHP Ricardo Sánchez on the 10-day Injured List (left elbow pain). Recalled 1B John Nogowski, LHP Rob Kaminsky, RHP Seth Elledge and RHP Ryan Meisinger from the Alternate Training Site.

August 31: Activated OF Lane Thomas from the Injured List. Optioned INF John Nogowski to the Alternate Training Site. Transferred LHP Ricardo Sanchez from the 10-day Injured List to the 60-day Injured List.

September 1: Activated RHP Ryan Helsley from the Injured List. Optioned LHP Rob Kaminsky to the Alternate Training Site. Designate RHP Jesus Cruz for assignment.

September 2: Placed OF Dexter Fowler on the Injured List. Recalled LHP Rob Kaminsky from the Alternate Training Site. Activated INF Rangel Ravelo from the Injured List. Optioned RHP Ryan Meisinger to the Alternate Training Site.

September 3: Outrighted RHP Jesus Cruz to the Alternate Training Site.

September 4: Optioned C Andrew Knizner to the Alternate Training Site. Activated C Matt Wieters from the 10-day Injured List.

September 5: Placed LHP Kwang Hyun Kim on the 10-Day Injured List, retroactive to Sept. 2. Activated LHP Andrew Miller off the 10-day Injured List. Recalled RHP Nabil Crismatt as the 29th man for the doubleheader. Returned RHP Nabil Crismatt to the Alternate Training Site following the doubleheader.

September 7: Optioned OF Dylan Carlson to the Alternate Training Site following the game.

September 8: Activated RHP Carlos Martinez from the Injured List. Recalled Daniel Ponce De Leon as the 29th man for the doubleheader. Designated RHP Ryan Meisinger for assignment.

September 10: Placed RHP Johan Oviedo on the Injured List. Activated OF Austin Dean on Injured List. Recalled RHP Nabil Crismatt as the 29th man for the doubleheader. Sent RHP Nabil Crismatt back to the Alternate Training Site following the doubleheader.

September 11: Placed RHP Giovanni Gallegos on the 10-day Injured List (right groin strain). Recalled RHP Nabil Crismatt from the Alternate Training Site. Outrighted RHP Ryan Meisinger to the Alternate Training Site

September 14: Placed OF Austin Dean on the 10-day Injured List (right groin strain). Activated LHP Kwang Hyun Kim from the 10-day Injured List. Recalled RHP Daniel Ponce de Leon from the Alternate Training Site as the 29th man for the doubleheader.

September 15: Returned RHP Daniel Ponce de Leon to the Alternate Training Site following Monday's game, but will remain with the Taxi Squad.

September 16: Activated RHP Johan Oviedo from the Injured List. Recalled INF Max Schrock and RHP Junior Fernandez from the Alternate Training Site. Optioned RHP Nabil Crismatt and OF Lane Thomas to the Alternate Training Site. Designated LHP Rob Kaminsky for assignment. Recalled OF Justin Williams from the Alternate Training Site as the 29th man for the doubleheader.

September 17: Optioned RHP Johan Oviedo to the Alternate Training Site.

September 18: Placed RHP Dakota Hudson on the 10-day Injured List (right forearm strain). Optioned INF Max Schrock to the Alternate Training Site. Recalled OF Dylan Carlson and RHP Nabil Crismatt from the Alternate Training Site. RHP Daniel Ponce de Leon was recalled as the 29th man.

September 19: Returned RHP Daniel Ponce de Leon to the Alternate Training Site/Taxi Squad from being the 29th man on Sept. 18 doubleheader.

September 21: Activated OF Dexter Fowler and RHP Giovanni Gallegos from the injured list. Optioned OF Justin Williams and RHP Nabil Crismatt to the Alternate Training Site. RHP Roel Ramírez was designated for assignment.

September 22: Activated RHP Kodi Whitely from the Injured List. Optioned RHP Junior Fernandez to the Alternate Training Site. Transferred Dakota Hudson from the 10-day Injured List to the 45-day Injured List.

September 24: Placed RHP Carlos Martinez (left oblique strain) on the 10-day Injured List. Recalled RHP Johan Oviedo from the Taxi Squad

September 25: RHP Daniel Ponce de Leon added as the 29th Man for the doubleheader. Placed RHP John Gant (groin strain) on the 10-day Injured List following Game 1 of double-header and activated RHP Nabil Crismatt from the Taxi Squad. Returned RHP Daniel Ponce de Leon to the Taxi Squad following Game 2.

September 27: Activated OF Austin Dean from the 10-day Injured List. Optioned RHP Nabil Crismatt to Alternate Training Site.



QUALIFICATIONS AND REGULATIONS

QUALIFICATIONS FOR A BATTING CHAMPION:

Highest batting average and 502 or more plate appearances.

QUALIFICATIONS FOR A PITCHING CHAMPION:

Lowest ERA and 162 or more innings pitched.

PLAYER LIMITS:

40 until opening day, when the number must be reduced to 26 (max. 13 pitchers) until September 1, when it will increase to 28 (max. 14 pitchers).

QUALIFICATIONS FOR A SAVE:

A relief pitcher shall be credited with a save when he meets all three of the following conditions:

1. He is the finishing pitcher in a game won by his club, and
2. He is not the winning pitcher, and
3. He qualifies under one of the following conditions:
 - a. He enters the game with lead of no more than three runs, and pitches for at least one inning, or
 - b. He enters the game with potential tying run either on base, at-bat, or on deck (that is, the potential tying run is either already on base or is one of the first two batsmen he faces), or
 - c. He pitches effectively for at least three innings.

DETERMINING BATTING AVERAGE:

Divide the number of at-bats into the number of hits.

DETERMINING AN EARNED-RUN-AVERAGE:

Multiply the number of earned runs by nine, then divide the number by the number of innings pitched.

DETERMINING FIELDING AVERAGE:

Divide the total number of putouts and assists by total chances (putouts, assists and errors).

DETERMINING ON-BASE AVERAGE:

Add the total of hits, walks and hit-by-pitches and divide by the total of at-bats, walks, hit-by-pitches and sacrifice flies.

DETERMINING SLUGGING AVERAGE:

Divide total bases by the total times at bat. (At-bats do not include walks, sacrifices, hit by pitcher, or times awarded first base by interference or obstruction).

TRADING REGULATIONS:

Trades may be made with any other major league club in the period from the end of the championship season through July 31 without waivers.

QUALIFICATIONS FOR A "ROOKIE":

A player shall be considered a rookie unless, during a previous season or seasons, he has (a) exceeded 130 at-bats or 50 innings pitched in the major leagues; or (b) accumulated more than 45 days on the active roster of a major league club or clubs during the period of the 26-player limit (excluding time in military service).

DETERMINING THE MAGIC NUMBER:

Determine the number of games yet to be played, add one, then subtract the number of games ahead in the lost column of the standings from the closest opponent.

QUALIFICATIONS FOR FIELDING CHAMPIONSHIP:

Highest fielding average and (a) catcher must have played in at least 81 games; (b) infielder or outfielder must have played in at least 108 games; and (c) pitcher must have 162 innings pitched.

CONSECUTIVE-GAMES HITTING STREAK:

A consecutive-game hitting streak shall not be terminated if all the player's plate appearances result in a walk, hit batsman, defensive interference or a sacrifice bunt. The streak shall terminate if the player has a sacrifice fly and no hit.

CONSECUTIVE-GAMES PLAYING STREAK:

A consecutive-game playing streak shall extend if the player plays one half-inning on defense, or if he completes a time at bat by reaching base or being put out. A pinch-running appearance only shall not extend the streak. If a player is ejected from a game by an umpire before he can comply with the requirements of this rule, his streak shall continue.

REGULATION GAME:

A regulation game consists of nine innings unless extended because of a tie score or shortened because (1) the home team needs none of its half of the ninth or only part of it; or (2) because the umpire-in-chief calls the game after five completed innings. A regulation game may be less than five innings if the home team is ahead after the top of the fifth, or takes the lead or ties the score while at bat in the fifth.

INJURED LISTS:

7-DAY: Minimum period of inactivity is seven calendar days, beginning on the day after the player's last game. Created specifically for players with concussion symptoms. There is no limit on the number of players that may be placed on this list.

10-DAY: Minimum period of inactivity is 10 calendar days, beginning on the day after the player's last game. There is no limit on the number of players that may be placed on this list.

15-DAY: Minimum period of inactivity is 15 calendar days, beginning on the day after the pitcher's or two-way player's last game. There is no limit on the number of pitchers that may be placed on this list.

60-DAY: Minimum period of inactivity is 60 calendar days. Players on or transferred to this list after August 1 shall remain there for the balance of the regular season and post-season. This list may be used only when a club is at the maximum limit of 40 players.

TWO-WAY PLAYERS

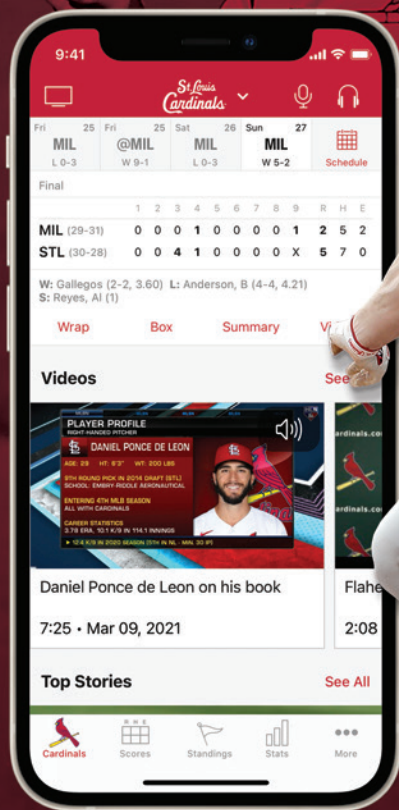
Players who qualify as "Two-Way Players" may appear as pitchers during a game without counting toward a Clubs' pitcher limitations. A player will qualify as a "Two-Way Player" only if he accrues both: (i) at least 20 Major League innings pitched; and (ii) at least 20 Major League games started (as a position player or designated hitter) with at least three plate appearances in each of those games, in either the current Championship Season or the prior Championship Season. The Club must designate that player as a "Two-Way Player" in advance of that game. Once a Club designates a qualified "Two-Way Player" that designation will remain in effect, and cannot change, for the remainder of that Championship Season and Postseason.

POSITION PLAYERS PITCHING

Any player may appear as a pitcher following the 9th inning of an extra inning game, or in any game in which his team is losing or winning by more than six runs when the player enters as a pitcher.

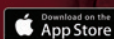


MLB™



OFFICIAL APP OF THE ST. LOUIS CARDINALS

Get access to everything Cardinals everywhere you go. MLB is the #1 app for live Cardinals baseball. Delivering live audio broadcasts with your favorite announcers, customizable favorite team features, breaking news, video highlights and much more.



© 2021 MLB Advanced Media L.P. Major League Baseball trademarks and copyrights are used with permission of Major League Baseball. Visit MLB.com. Any other marks used herein are trademarks of their respective owners.

Photos: Getty Images.

2021 OFFICIAL



MEDIA GUIDE



RECORDS & HISTORICAL DATA



WHERE THEY FINISHED 1892 – 2020

Year	Pos.	Won	Lost	Pct.	Attendance	Manager
1892	11	56	94	.373	192,442	Chris Von Der Ahe
1893	10	57	75	.432	195,000	Bill Watkins
1894	9	56	76	.424	155,000	George Miller
1895	11	39	92	.298	170,000	Al Buckenberge, Joe Quinn, Lew Phelan, Chris Von Der Ahe
1896	11	40	90	.308	184,000	Harry Diddlebock, Arlie Latham, Von Der Ahe, Roger Connor, Tommy Dowd
1897	12	29	102	.221	136,400	Tommy Dowd, Hugh Nicol, Bill Hallman, Von Der Ahe
1898	12	39	111	.260	151,700	Tim Hurst
1899	5	84	67	.556	373,909	Patsy Tebeau
1900	5	**65	75	.464	270,000	Patsy Tebeau, Louis Heilbroner
1901	4	76	64	.543	379,988	Patsy Donovan
1902	6	56	78	.418	226,417	Patsy Donovan
1903	8	43	94	.314	263,538	Patsy Donovan
1904	5	75	79	.487	386,750	Charles "Kid" Nichols
1905	6	58	96	.377	292,800	Charles "Kid" Nichols, Jimmy Burke, Stanley Robison
1906	7	52	98	.347	283,770	John McCloskey
1907	8	52	101	.340	185,377	John McCloskey
1908	8	49	105	.318	205,129	John McCloskey
1909	7	54	98	.355	299,982	Roger Bresnahan
1910	7	63	90	.412	363,624	Roger Bresnahan
1911	5	75	74	.503	447,768	Roger Bresnahan
1912	6	63	90	.412	241,759	Roger Bresnahan
1913	8	51	99	.340	203,531	Miller Huggins
1914	3	81	72	.529	346,025	Miller Huggins
1915	6	72	81	.471	252,657	Miller Huggins
1916	7	**60	93	.392	224,308	Miller Huggins
1917	3	82	70	.539	301,948	Miller Huggins
1918	8	51	78	.395	110,596	Jack Hendricks
1919	7	54	83	.394	173,604	Branch Rickey
1920	5	**75	79	.487	325,845	Branch Rickey
1921	3	87	66	.569	384,790	Branch Rickey
1922	3	**85	69	.552	536,343	Branch Rickey
1923	5	79	74	.516	338,548	Branch Rickey
1924	6	65	89	.422	272,884	Branch Rickey
1925	4	77	76	.503	405,297	Branch Rickey, Rogers Hornsby
1926	1	*89	65	.578	681,575	Rogers Hornsby
1927	2	92	61	.601	763,615	Bob O'Farrell
1928	1	95	59	.617	778,147	Bill McKechnie
1929	4	78	74	.513	410,921	Billy Southworth, Bill McKechnie, Gabby Street
1930	1	92	62	.597	519,647	Gabby Street
1931	1	*101	53	.656	623,960	Gabby Street
1932	6	**72	82	.468	290,370	Gabby Street
1933	5	82	71	.536	268,404	Gabby Street, Frank Frisch
1934	1	*95	58	.621	334,863	Frank Frisch
1935	2	96	58	.623	517,805	Frank Frisch
1936	2	**87	67	.565	457,925	Frank Frisch
1937	4	81	73	.526	443,039	Frank Frisch
1938	6	71	80	.470	295,229	Frank Frisch, Mike Gonzalez
1939	2	92	61	.601	410,778	Ray Blades

Year	Pos.	Won	Lost	Pct.	Attendance	Manager
1940	3	84	69	.549	331,899	Ray Blades, Mike Gonzalez, Billy Southworth
1941	2	97	56	.634	642,496	Billy Southworth
1942	1	*106	48	.688	571,626	Billy Southworth
1943	1	105	49	.682	535,014	Billy Southworth
1944	1	*105	49	.682	486,751	Billy Southworth
1945	2	95	59	.617	594,180	Billy Southworth
1946	1	*98	58	.628	1,062,553	Eddie Dyer
1947	2	89	65	.578	1,248,013	Eddie Dyer
1948	2	85	69	.552	1,111,454	Eddie Dyer
1949	2	96	58	.623	1,430,676	Eddie Dyer
1950	5	78	75	.510	1,093,199	Eddie Dyer
1951	3	81	73	.526	1,013,429	Marty Marion
1952	3	88	66	.571	913,113	Eddie Stanky
1953	3	**83	71	.539	880,242	Eddie Stanky
1954	6	72	82	.468	1,039,698	Eddie Stanky
1955	7	68	86	.442	849,130	Eddie Stanky, Harry Walker
1956	4	76	78	.494	1,029,773	Fred Hutchinson
1957	2	87	67	.565	1,183,575	Fred Hutchinson
1958	5	**72	82	.468	1,063,730	Fred Hutchinson, Stan Hack
1959	7	71	83	.461	929,953	Solly Hemus
1960	3	86	68	.558	1,096,632	Solly Hemus
1961	5	80	74	.519	855,305	Solly Hemus, Johnny Keane
1962	6	84	78	.519	953,895	Johnny Keane
1963	2	93	69	.574	1,170,546	Johnny Keane
1964	1	*93	69	.574	1,143,294	Johnny Keane
1965	7	80	81	.497	1,241,195	Albert Schoendienst
1966	6	83	79	.512	1,712,980	Albert Schoendienst
1967	1	*101	60	.627	2,090,145	Albert Schoendienst
1968	1	97	65	.599	2,011,177	Albert Schoendienst
1969+	4	87	75	.537	1,682,583	Albert Schoendienst
1970	4	76	86	.469	1,628,729	Albert Schoendienst
1971	2	90	72	.556	1,604,671	Albert Schoendienst
1972	4	75	81	.481	1,196,894	Albert Schoendienst
1973	2	81	81	.500	1,574,012	Albert Schoendienst
1974	2	86	75	.534	1,838,413	Albert Schoendienst
1975	3	**82	80	.506	1,695,394	Albert Schoendienst
1976	5	72	90	.444	1,207,036	Albert Schoendienst
1977	3	83	79	.512	1,659,287	Vernon Rapp
1978	5	69	93	.426	1,278,175	Vernon Rapp, Jack Krol, Ken Boyer
1979	3	86	76	.531	1,627,256	Ken Boyer
1980	4	74	88	.457	1,385,147	Ken Boyer, Jack Krol, Whitey Herzog, Albert Schoendienst
1981	++1	59	43	.578	1,010,247	Whitey Herzog
1982	1	*92	70	.568	2,111,906	Whitey Herzog
1983	4	79	83	.488	2,317,914	Whitey Herzog
1984	3	84	78	.519	2,037,448	Whitey Herzog
1985	1	101	61	.623	2,637,563	Whitey Herzog
1986	3	79	82	.491	2,471,817	Whitey Herzog
1987	1	95	67	.586	3,072,121	Whitey Herzog
1988	5	76	86	.469	2,892,629	Whitey Herzog
1989	3	86	76	.531	3,080,980	Whitey Herzog
1990	6	70	92	.432	2,573,225	Whitey Herzog, Albert Schoendienst, Joe Torre
1991	2	84	78	.519	2,448,699	Joe Torre
1992	3	83	79	.512	2,418,483	Joe Torre
1993	3	87	75	.537	2,844,328	Joe Torre

HISTORY



WHERE THEY FINISHED 1892 – 2020 (Continued)

Year	Pos.	Won	Lost	Pct.	Attendance	Manager
1994	# 3	**53	61	.465	1,866,544	Joe Torre
1995	# 4	62	81	.434	1,756,727	Joe Torre, Mike Jorgensen
1996	1	88	74	.543	2,654,718	Tony La Russa
1997	4	73	89	.451	2,634,014	Tony La Russa
1998	3	83	79	.509	3,194,092	Tony La Russa
1999	4	75	86	.466	3,225,334	Tony La Russa
2000	1	95	67	.586	3,336,493	Tony La Russa
2001	1	**93	69	.574	3,113,091	Tony La Russa
2002	1	97	65	.599	3,011,756	Tony La Russa
2003	3	85	77	.525	2,910,366	Tony La Russa
2004	1	105	57	.648	3,048,427	Tony La Russa
2005	1	100	62	.617	3,538,948	Tony La Russa
2006	1	*83	78	.516	3,407,114	Tony La Russa
2007	3	78	84	.481	3,552,180	Tony La Russa
2008	4	86	76	.531	3,432,917	Tony La Russa
2009	1	91	71	.562	3,343,252	Tony La Russa
2010	2	86	76	.531	3,301,218	Tony La Russa
2011	2	*90	72	.555	3,093,954	Tony La Russa

Year	Pos.	Won	Lost	Pct.	Attendance	Manager
2012	2	88	74	.543	3,262,109	Mike Matheny
2013	1	97	65	.599	3,369,769	Mike Matheny
2014	1	90	72	.556	3,540,649	Mike Matheny
2015	1	100	62	.617	3,520,889	Mike Matheny
2016	2	86	76	.531	3,444,490	Mike Matheny
2017	3	83	79	.512	3,447,937	Mike Matheny
2018	3	88	74	.543	3,403,587	Mike Matheny Mike Shildt
2019	1	91	71	.562	3,480,393	Mike Shildt
2020	2	30	28	.517	---	Mike Shildt
		10,168	9,659	.513	178,549,606	

Finishes:

First: 27	Fourth: 14	Seventh: 8	Tenth: 1
Second: 20	Fifth: 13	Eighth: 5	Eleventh: 3
Third: 23	Sixth: 11	Ninth: 1	Twelfth: 2

National League Championships: 19

World Series Championships: 11

** Tied for position.

* World Series champions.

+ Start of divisional play.

++ Split season due to players' strike. Cardinals finished second in each half but had best overall record in Eastern Division.

Shortened season due to players' strike.

CARDINALS RECORD BY DECADE

YEARS	WON-LOST	PCT.	FIRST PLACE FINISHES	WORLD CHAMPIONS
1890s	400-707	.361	None	—
1900s	580-888	.395	None	None
1910s	652-830	.440	None	None
1920s	822-712	.536	1926, 28	1926
1930s	869-665	.566	1930, 31, 34	1931, 34
1940s	960-580	.623	1942, 43, 44, 46	1942, 44, 46
1950s	776-763	.504	None	None
1960s	884-718	.552	1964, 67, 68	1964, 67
1970s	800-813	.496	None	None
1980s	825-734	.529	1981*, 82, 85, 87	1982
1990s	758-794	.488	1996	None
2000s	913-706	.564	2000, 01+, 02, 04, 05, 06, 09	2006
2010s	899-721	.555	2013, 2014, 2015, 2019	2011
2020s	30-28	.517	None	None

* Split season due to players' strike - finished with best overall record in N.L. East. +Tied for first place.

BEST/WORST WINNING PCT. BY MONTH (SINCE 1966)

Pct.	Best W-L	Year	Month	Pct.	Worst W-L	Year
.722	13-5	1968	APRIL	.167	3-15	1973
.760	19-6	1971	MAY	.308	8-18	1980
.741	20-7	1993	JUNE	.276	8-21	1971
.800	24-6 / 20-5	1968 / 2004	JULY	.276	8-21	1970
.852	23-4	1944	AUGUST	.400	12-18	1973
.778	21-6	2002	SEPTEMBER	.357	10-18	1990
1.000	3-0	2010	OCTOBER	.000	0-4	1986



CARDINALS PITCHING ALL-TIME TOP 10

GAMES	
1. Jesse Haines	554
2. Bob Gibson	528
3. Bill Sherdel	465
4. Bob Forsch	455
5. Al Brazle	441
6. Jason Isringhausen	401
7. Adam Wainwright	393
8. Bill Doak	376
9. Todd Worrell	348
10. Lindy McDaniel	336

INNINGS PITCHED	
1. Bob Gibson	3,884.1
2. Jesse Haines	3,202.2
3. Bob Forsch	2,659.2
4. Bill Sherdel	2,451.2
5. Bill Doak	2,387.0
6. Adam Wainwright	2,169.1
7. Slim Sallee	1,904.1
8. Ted Breitenstein	1,897.0
9. Harry Brecheen	1,788.1
10. Dizzy Dean	1,737.1

WINS	
1. Bob Gibson251
2. Jesse Haines210
3. Adam Wainwright167
4. Bob Forsch163
5. Bill Sherdel153
6. Bill Doak144
7. Dizzy Dean134
8. Harry Brecheen128
9. Slim Sallee106
10. Mort Cooper105

STARTS	
1. Bob Gibson	482
2. Bob Forsch	401
3. Jesse Haines	387
4. Adam Wainwright	326
5. Bill Doak	320
6. Bill Sherdel	244
7. Harry Brecheen	224
8. Ted Breitenstein	221
9. Slim Sallee	214
10. Larry Jackson	209

COMPLETE GAMES	
1. Bob Gibson	255
2. Jesse Haines	209
3. Ted Breitenstein	196
4. Bill Sherdel	145
5. Bill Doak	144
6. Dizzy Dean	141
7. Slim Sallee	124
8. Harry Brecheen	122
9. Mort Cooper	105
10. Jack Powell	101

BASES ON BALLS	
1. Bob Gibson	1336
2. Jesse Haines	873
3. Ted Breitenstein	825
4. Bob Forsch	780
5. Bill Doak	741
6. Bill Hallahan	648
7. Bill Sherdel	599
8. Bob Harmon	597
9. Adam Wainwright	591
10. Vinegar Bend Mizell	569

SHUTOUTS	
1. Bob Gibson56
2. Bill Doak30
3. Mort Cooper28
4. Harry Brecheen25
5. Jesse Haines24
6. Dizzy Dean23
7. Max Lanier20
Howie Pollet20
9. Bob Forsch19
10. Ernie Broglio18

EARNED RUN AVERAGE*	
1. John Tudor	2.52
2. Slim Salee	2.67
3. Jack Taylor	2.68
4. Johnny Lush	2.75
5. Red Ames	2.75
6. Mort Cooper	2.77
7. Fred Beebe	2.82
8. Max Lanier	2.85
9. Harry Brecheen	2.91
Bob Gibson	2.91

* Minimum 750.0 IP

WINNING PERCENTAGE*	
1. John Tudor705
2. Chris Carpenter683
3. Mort Cooper677
4. Dizzy Dean641
5. Adam Wainwright630
6. Lon Warneke629
7. Matt Morris620
8. Harry Brecheen618
9. Grover Alexander618
10. Kyle Lohse611

* Minimum 750.0 IP

STRIKEOUTS	
1. Bob Gibson	3,117
2. Adam Wainwright	1,830
3. Dizzy Dean	1,095
4. Chris Carpenter	1,085
5. Bob Forsch	1,079
6. Matt Morris	986
7. Jesse Haines	975
8. Steve Carlton	951
9. Bill Doak	938
10. Lance Lynn	919

SAVES*	
1. Jason Isringhausen	217
2. Lee Smith	160
3. Todd Worrell	129
4. Bruce Sutter	127
5. Trevor Rosenthal	121
6. Ryan Franklin	84
7. Dennis Eckersley	66
8. Al Hrabosky	59
9. Jason Motte	54
10. Dave Veres	48

* Since 1969



CARDINALS INDIVIDUAL PITCHING RECORDS — SEASON

Most Games (Righthander)

2011 Jason Motte.....	78
2012 Mitchell Boggs.....	78

Most Games (Lefthander)

2001 Steve Kline.....	89
-----------------------	----

Most Games Started (Righthander)

1911 Bob Harmon.....	41
----------------------	----

Most Games Started (Lefthander)

1920 Ferdie Schupp.....	37
-------------------------	----

Most Complete Games (Righthander)

1904 Jack Taylor.....	39
-----------------------	----

Most Complete Games (Lefthander)

1900 Cowboy Jones.....	29
------------------------	----

Most Games Finished (Righthander)

2004 Jason Isringhausen.....	66
------------------------------	----

Most Games Finished (Lefthander)

1976 Al Hrabosky.....	45
-----------------------	----

Most Innings (Righthander)

1907 Grant McGlynn.....	352.1
-------------------------	-------

Most Innings (Lefthander)

1907 Ed Karger.....	310
---------------------	-----

Most Games Won (Righthander)

1934 Dizzy Dean.....	30
----------------------	----

Most Games Won (Lefthander)

1928 Bill Sherdel.....	21
1946 Howie Pollet.....	21
1985 John Tudor.....	21

Most Games Lost (Righthander)

1907 Grant McGlynn.....	25
1908 Art Raymond.....	25

Most Games Lost (Lefthander)

1900 Cowboy Jones.....	19
1908 Johnny Lush.....	19
1970 Steve Carlton.....	19

Lowest Earned Run Average (Righthander)

1968 Bob Gibson.....	1.12
----------------------	------

Lowest Earned Run Average (Lefthander)

1943 Howie Pollet.....	1.75
------------------------	------

Highest Winning Percentage (Righthander)

2012 Kyle Lohse (16-3).....	.842
-----------------------------	------

Highest Winning Percentage (Lefthander)

1945 Harry Brecheen (15-4).....	.789
---------------------------------	------

Most Saves (Righthander)

2015 Trevor Rosenthal.....	48
----------------------------	----

Most Saves (Lefthander)

1975 Al Hrabosky.....	22
-----------------------	----

Most Consecutive Games Won (Righthander)

1968 Bob Gibson.....	15
----------------------	----

Most Consecutive Games Won (Lefthander)

1985 John Tudor.....	11
----------------------	----

Most Consecutive Games Lost

2007 Anthony Reyes.....	10
-------------------------	----

Most Shutouts (Righthander)

1968 Bob Gibson.....	13
----------------------	----

Most Shutouts (Lefthander)

1985 John Tudor.....	10
----------------------	----

Most 1-0 Shutouts, Won

1968 Bob Gibson.....	5
----------------------	---

Most Hits Allowed (Righthander)

1901 Jack Powell.....	351
-----------------------	-----

Most Hits Allowed (Lefthander)

1900 Cowboy Jones.....	334
------------------------	-----

Most Runs Allowed (Righthander)

1900 Jack Powell.....	194
-----------------------	-----

Most Runs Allowed (Lefthander)

1900 Cowboy Jones.....	185
------------------------	-----

Most Earned Runs (Righthander)

1900 Jack Powell.....	142
-----------------------	-----

Most Earned Runs (Lefthander)

1929 Bill Sherdel.....	129
------------------------	-----

Most Home Runs Allowed

1948 Murry Dickson.....	39
-------------------------	----

Most Walks (Righthander)

1911 Bob Harmon.....	181
----------------------	-----

Most Walks (Lefthander)

1920 Ferdie Schupp.....	127
-------------------------	-----

Most Strikeouts (Righthander)

1970 Bob Gibson.....	274
----------------------	-----

Most Strikeouts (Lefthander)

1969 Steve Carlton.....	219
-------------------------	-----

Most Hit Batsmen (Righthander)

1953 Gerry Staley.....	17
------------------------	----

Most Hit Batsmen (Lefthander)

1919 Jackie May.....	14
----------------------	----

Most Wild Pitches (Righthander)

1907, 1909 Fred Beebe.....	15
----------------------------	----

Most Wild Pitches (Lefthander)

1984 Dave LaPoint.....	15
------------------------	----



CARDINALS PITCHING FEATS

N.L. ERA LEADERS (10)

YEAR	PITCHER	G	IP	ERA	YEAR	PITCHER	G	IP	ERA
1914	Bill Doak	36	256.0	1.72	1948	Harry Brecheen	33	233.1	2.24
1921	Bill Doak	32	208.2	2.58	1968	Bob Gibson	34	304.2	1.12
1942	Mort Cooper	37	278.2	1.77	1976	John Denny	30	207.0	2.52
1943	Howie Pollet	16	118.1	1.75	1988	Joe Magrane	24	165.1	2.18
1946	Howie Pollet	40	226.0	2.10	2009	Chris Carpenter	28	192.2	2.24

N.L. WIN LEADERS (8)

YEAR	PITCHER	WINS	YEAR	PITCHER	WINS	YEAR	PITCHER	WINS
1934	Dizzy Dean	30	1946	Howie Pollet	21	2001	Matt Morris	*22
1935	Dizzy Dean	28	1970	Bob Gibson	*23	2009	Adam Wainwright	19
1942	Mort Cooper	22	1984	Joaquin Andujar	20			

* Tied

N.L. SAVE LEADERS (13)

YEAR	PITCHER	SAVES	YEAR	PITCHER	SAVES	YEAR	PITCHER	SAVES
1949	Ted Wilks	9	1981	Bruce Sutter	25	1991	Lee Smith	47
1952	Al Brazle	16	1982	Bruce Sutter	36	1992	Lee Smith	43
1959	Lindy McDaniel	*15	1984	Bruce Sutter	45	2004	Jason Isringhausen	*47
1960	Lindy McDaniel	26	1986	Todd Worrell	36	2012	Jason Motte	*42
1975	Al Hrabosky	*22						

* Tied

N.L. STRIKEOUT LEADERS (11)

YEAR	PITCHER	SO	YEAR	PITCHER	SO	YEAR	PITCHER	SO
1906	Fred Beebe	171	1933	Dizzy Dean	199	1958	Sam Jones	225
1930	Bill Hallahan	177	1934	Dizzy Dean	195	1968	Bob Gibson	268
1931	Bill Hallahan	159	1935	Dizzy Dean	190	1989	Jose DeLeon	201
1932	Dizzy Dean	191	1948	Harry Brecheen	149			

CARDINALS NO-HITTERS (9)

PITCHER/OPPONENT	LOCATION	SCORE	DATE
Jesse Haines vs. Boston	Sportsman's Park	5-0	7/17/24
Paul Dean at Brooklyn	Ebbets Field	3-0	9/21/34 [2]
Lon Warneke at Cincinnati	Crosley Field	2-0	8/30/41
Ray Washburn at San Francisco	Candlestick Park	2-0	9/18/68
Bob Gibson at Pittsburgh	Three Rivers Stadium	11-0	8/14/71
Bob Forsch vs. Philadelphia	Busch Stadium	5-0	4/16/78
Bob Forsch vs. Montreal	Busch Stadium	3-0	9/26/83
Jose Jimenez at Arizona	Bank One Ballpark	1-0	6/25/99
Bud Smith at San Diego	Qualcomm Stadium	4-0	9/3/2001

NO-HIT GAMES VS. CARDINALS (9)

PITCHER/OPPONENT	LOCATION	SCORE	DATE
Christy Mathewson, New York Giants	Robison Field	5-0	7/15/1901
Mal Eason, Brooklyn	Robison Field	2-0	7/20/1906
Hod Eller, Cincinnati	Redland Field	6-0	5/11/1919
Don Cardwell at Chicago	Wrigley Field	4-0	5/15/1960 [2]
Gaylord Perry at San Francisco	Candlestick Park	1-0	9/17/1968
Tom Seaver at Cincinnati	Riverfront Stadium	4-0	6/16/1978
David Palmer, Montreal (5 innings)	Busch Stadium	4-0	4/21/1984
Fernando Valenzuela, Los Angeles	Dodger Stadium	6-0	6/29/1990
Johan Santana, New York Mets	Citi Field	8-0	6/1/2012



CARDINALS BATTING ALL-TIME TOP 10

BATTING AVERAGE	
1. Rogers Hornsby359
2. Johnny Mize336
3. Joe Medwick335
4. Stan Musial331
5. Albert Pujols328
6. Chick Hafey326
7. Jim Bottomley325
8. Frankie Frisch312
9. Joe Torre308
10. Ripper Collins307

(min. 2500 ABs)

TOTAL BASES	
1. Stan Musial	6,134
2. Albert Pujols	3,893
3. Lou Brock	3,776
4. Rogers Hornsby	3,342
5. Enos Slaughter	3,138
6. Ken Boyer	3,011
7. Jim Bottomley	2,852
8. Yadier Molina	2,876
9. Red Schoendienst	2,657
10. Ted Simmons	2,626

RUNS BATTED IN (SINCE 1920)	
1. Stan Musial	1,950
2. Albert Pujols	1,329
3. Enos Slaughter	1,149
4. Jim Bottomley	1,105
5. Ken Boyer	1,001
6. Yadier Molina	932
7. Ted Simmons	929
8. Joe Medwick	923
9. Ray Lankford	829
10. Lou Brock	814

GW-RBI (1980-Present)	
1. Albert Pujols	204
2. Yadier Molina	103
3. Matt Holliday	102
Ray Lankford	102
5. Jim Edmonds	87
6. Willie McGee	85
7. Ozzie Smith	83
8. Matt Carpenter	69
9. George Hendrick	62
10. Tom Herr/Terry Pendleton ..	61

GAMES	
1. Stan Musial	3,026
2. Lou Brock	2,289
3. Yadier Molina	2,025
4. Ozzie Smith	1,990
5. Enos Slaughter	1,820
6. Red Schoendienst	1,795
7. Curt Flood	1,738
8. Albert Pujols	1,705
9. Ken Boyer	1,667
10. Willie McGee	1,661

STOLEN BASES	
1. Lou Brock	888
2. Vince Coleman	549
3. Ozzie Smith	433
4. Willie McGee	301
5. Ray Lankford	250
6. Jack Smith	203
7. Frankie Frisch	195
8. Tommy Dowd	187
9. Miller Huggins	174
10. Lonnie Smith	173

AT-BATS	
1. Stan Musial	10,971
2. Lou Brock	9,125
3. Ozzie Smith	7,160
4. Yadier Molina	7,115
5. Red Schoendienst	6,841
6. Enos Slaughter	6,775
7. Ken Boyer	6,334
8. Curt Flood	6,318
9. Albert Pujols	6,312
10. Rogers Hornsby	5,881

DOUBLES	
1. Stan Musial	725
2. Albert Pujols	455
3. Lou Brock	434
4. Yadier Molina	381
5. Joe Medwick	377
6. Rogers Hornsby	367
7. Enos Slaughter	366
8. Red Schoendienst	352
9. Jim Bottomley	344
10. Ray Lankford	339

BASES ON BALLS	
1. Stan Musial	1,605
2. Albert Pujols	975
3. Ozzie Smith	876
4. Enos Slaughter	838
5. Ray Lankford	780
6. Lou Brock	681
7. Matt Carpenter	664
8. Rogers Hornsby	662
9. Jim Edmonds	645
10. Ken Boyer	631

RUNS	
1. Stan Musial	1,949
2. Lou Brock	1,427
3. Albert Pujols	1,291
4. Rogers Hornsby	1,090
5. Enos Slaughter	1,071
6. Red Schoendienst	1,025
7. Ozzie Smith	991
8. Ken Boyer	988
9. Ray Lankford	928
10. Jim Bottomley	921

TRIPLES	
1. Stan Musial	177
2. Rogers Hornsby	143
3. Enos Slaughter	135
4. Lou Brock	121
5. Jim Bottomley	119
6. Ed Konetchy	94
7. Willie McGee	83
8. Joe Medwick	81
9. Pepper Martin	75
10. Garry Templeton	69

PINCH-HITS	
1. Gerald Perry	70
2. Steve Braun	60
3. Willie McGee	59
4. Red Schoendienst	54
5. Dane Iorg	47
Peanuts Lowrey	47
7. Matt Adams	40
8. Greg Garcia	37
9. Stan Musial	35
10. Kerry Robinson	34
Skip Schumaker	34

HITS	
1. Stan Musial	3,630
2. Lou Brock	2,713
3. Rogers Hornsby	2,110
4. Albert Pujols	2,073
5. Enos Slaughter	2,064
6. Yadier Molina	2,001
7. Red Schoendienst	1,980
8. Ozzie Smith	1,944
9. Ken Boyer	1,855
10. Curt Flood	1,853

HOME RUNS	
1. Stan Musial	475
2. Albert Pujols	445
3. Ken Boyer	255
4. Jim Edmonds	241
5. Ray Lankford	228
6. Mark McGwire	220
7. Rogers Hornsby	193
8. Jim Bottomley	181
9. Ted Simmons	172
10. Yadier Molina	160

GRAND SLAMS	
1. Albert Pujols	12
2. Stan Musial	9
3. Rogers Hornsby	7
Ken Boyer	7
Ted Simmons	7
6. Jim Bottomley	6
Bill White	6
Yadier Molina	6
9. Seven players with	5



CARDINALS INDIVIDUAL BATTING RECORDS — SEASON

Most Games	
1989 Jose Oquendo.....	163
Most At-Bats (Lefthanded)	
1967 Lou Brock.....	689
Most At-Bats (Righthanded)	
1964 Curt Flood.....	679
Most At-Bats (Switch Hitter)	
1979 Garry Templeton.....	672
Most Runs (Lefthanded)	
1901 Jesse Burkett.....	139
Most Runs (Righthanded)	
1922 Rogers Hornsby.....	141
Highest Batting Average (Lefthanded)	
1899 Jesse Burkett.....	.396
Highest Batting Average (Righthanded)	
1924 Rogers Hornsby.....	.424
Highest Batting Average (Switch Hitter)	
1985 Willie McGee.....	.353
Most Hits (Lefthanded)	
1948 Stan Musial.....	230
Most Hits (Righthanded)	
1922 Rogers Hornsby.....	250
Most Hits (Switch Hitter)	
1985 Willie McGee.....	216
Most Hits By Pitcher	
1902 Mike O'Neill.....	43
Most Singles (Lefthanded)	
1901 Jesse Burkett.....	180
Most Singles (Righthanded)	
1964 Curt Flood.....	178
Most Doubles (Lefthanded)	
2013 Matt Carpenter.....	55
Most Doubles (Righthanded)	
1936 Joe Medwick.....	64
Most Triples (Lefthanded)	
1894 Roger Connor.....	25
Most Triples (Righthanded)	
1893 Perry Werden.....	33
Most Triples, Since 1900 (Righthanded)	
1915 Tom Long.....	25
Most Home Runs (Lefthanded)	
1940 Johnny Mize.....	43
Most Home Runs (Righthanded)	
1998 Mark McGwire.....	70
Most Home Runs (Switch Hitter)	
1934 Ripper Collins.....	35

Most Home Runs By Pitcher	
1965, 1972 Bob Gibson.....	5
Most Home Runs, Rookie (Lefthanded)	
2006 Chris Duncan.....	22
Most Home Runs, Rookie (Righthanded)	
2001 Albert Pujols.....	37
Most Home Runs - Home	
1998 Mark McGwire.....	38
Most Home Runs - Road	
1998 Mark McGwire.....	32
Most Home Runs, One Month	
1998 Mark McGwire (May).....	16
1999 Mark McGwire (July).....	16
Most Grand Slam Home Runs	
2009 Albert Pujols.....	5
Most Runs Batted In (Lefthanded)	
1929 Jim Bottomley.....	137
1940 Johnny Mize.....	137
Most Runs Batted In (Righthanded)	
1937 Joe Medwick.....	154
Most Runs Batted In By Pitcher	
1935 Dizzy Dean.....	21
Most Game-Winning RBIs (Lefthanded)	
1982 Keith Hernandez.....	21
Most Game-Winning RBIs (Righthanded)	
2006 Albert Pujols.....	25
Most Game-Winning RBIs (Switch Hitter)	
1985 Willie McGee.....	17
Most Total Bases (Lefthanded)	
1948 Stan Musial.....	429
Most Total Bases (Righthanded)	
1922 Rogers Hornsby.....	450
Most Long Hits (Lefthanded)	
1948 Stan Musial.....	103
Most Long Hits (Righthanded)	
1922 Rogers Hornsby.....	102
Most Sacrifice Hits	
1943 Harry Walker.....	36
Most Sacrifice Hits (Pitcher)	
1986 Danny Cox.....	16
Most Sacrifice Flies	
1982 George Hendrick.....	14
Highest Slugging Average (Lefthanded)	
1948 Stan Musial.....	.702

Highest Slugging Average (Righthanded)	
1922 Rogers Hornsby.....	.756
Most Bases On Balls (Lefthanded)	
2017 Matt Carpenter.....	109
Most Bases On Balls (Righthanded)	
1998 Mark McGwire.....	162
Most Bases On Balls (Switch Hitter)	
1910 Miller Huggins.....	116
Most Intentional Bases On Balls	
2009 Albert Pujols.....	44
Most Hit By Pitch	
1910 Steve Evans.....	31
Most Strikeouts (Lefthanded)	
2000 Jim Edmonds.....	167
Most Strikeouts (Righthanded)	
2019 Paul Goldschmidt.....	166
Fewest Strikeouts	
1927 Frank Frisch (153 Games)....	10
Most Stolen Bases (Lefthanded)	
1974 Lou Brock.....	118
Most Stolen Bases (Righthanded)	
1982 Lonnie Smith.....	68
Most Stolen Bases (Switch Hitter)	
1985 Vince Coleman.....	110
Most Caught Stealing	
1914 Miller Huggins.....	36
Most Consecutive Games Reached Safely without Error (Lefthanded)	
1943 Stan Musial.....	55
Most Consecutive Games Reached Safely without Error (Righthanded)	
1925 Ray Blades.....	53
Most Consecutive Games Hit Safely (Lefthanded)	
1950 Stan Musial.....	30
Most Consecutive Games Hit Safely (Righthanded)	
1922 Rogers Hornsby.....	33
Most Grounded Into Double Plays	
2013 Matt Holliday.....	31
Fewest Grounded Into Double Plays	
2018 Matt Carpenter.....	0
Most Pinch-Hits (Lefthanded)	
1970 Vic Davalillo.....	24
1993 Gerald Perry.....	24
Most Pinch-Hits (Righthanded)	
1953 Peanuts Lowrey.....	22
Most Pinch-Hits (Switch Hitter)	
1962 Red Schoendienst.....	22



CARDINALS INDIVIDUAL SINGLE-GAME AND MULTIPLE-GAME BATTING RECORDS

**Most Times Faced Pitcher
(9-inning game)**

8 Taylor Douthit 7/6/1929 [2]

**Most Times Faced Pitcher
With No Official At-Bats**

6 Miller Huggins
(4BB, 1SH, 1SF)..... 6/1/1910

Most Runs, Game

5 Last: Matt Carpenter..... 6/26/2018

Most Runs, Game - Pitcher

3 Last: Tyler Lyons 6/19/2015

**Most Runs, Two Consecutive Games
(18 Innings)**

8 Stan Musial 5/19, 5/20/1948

Most Hits, Game

6 Last: Skip Schumaker... 7/26/2008

Most Hits, Game - Pitcher

4 Last: Mike Torrez 7/19/1970

**Most Times Six Hits, With Six
At-Bats In A Game (Career)**

2 Jim Bottomley 9/16/1924 &
8/5/1931 [2]

**Most Times Five Hits In A Game,
Season**

4 Stan Musial 4/30, 5/19,
6/22, 9/22/1948

**Most At-Bats With No Hits,
Doubleheader (Over 18 innings)**

12 Red Schoendienst 6/9/1947
(24 innings)

**Most Hits, Two Straight
Doubleheaders**

14 Bill White.....

**Most Times Reached Base Safely
Consecutive Plate Appearances,
Season**

12 Chick Hafey 1929
Jim Edmonds 2000

**Most Consecutive Hits, Season
(bases on balls shown in streak)**

10 Chick Hafey 7/6 [2], 7/8,
7/9/1929 (2 BB)
Joe Medwick 7/19 [1 & 2],
7/21/1936 (1BB)

Most Doubles, Game

4 Joe Medwick 8/4/1937
Matt Carpenter..... 8/26/2018

Most Doubles, Inning

2 Last: Kolten Wong 7/24/2019
(2nd inning)

Most Doubles, Doubleheader

5 Joe Medwick 8/30/1935
Red Schoendienst..... 6/6/1948

Most Doubles, Two Straight Games

6 Red Schoendienst ... 6/5-6/6 [1]/1948

Most Doubles, Three Straight Games

8 Red Schoendienst ... 6/5-6/[1&2]/1948

Most Triples, Game

3 Last: Jim Bottomley 6/21/1927

Most Triples, Inning

2 Heine Peitz 7/2/1895

Most Home Runs, Game

4 Mark Whiten..... 9/7/1993 [2]

Most Home Runs, Inning

2 Fernando Tatis..... 4/23/1999
(3rd inning)

**Most Home Runs, Doubleheader
(homering in each game)**

5 Stan Musial..... 5/2/1954
(3 in G1, 2 in G2)

Most Three-Homer Games, Season

2 Johnny Mize.. 7/13 & 7/20[2]/1938,
..... 5/13 & 9/8 [1]/1940
Mark McGwire.... 4/14 & 5/19/1998
Albert Pujols..... 4/16 & 9/3/2006

**Most Consecutive Home Runs,
Two Games (includes base on balls)**

4 Stan Musial..... 7/7 [2] (1HR) &
7/8/1962 (3HR)
Albert Pujols..... 4/16 (3HR) &
4/17/2006 (1HR)

Most Home Runs, Five Straight

7 Jim Bottomley 7/5-7/9/1929
7 Matt Carpenter 7/14-7/21 [1]

**Most Consecutive Games With A
Home Run**

6 Matt Carpenter. 7/14-7/21 [2]/2018
6 Paul Goldschmidt... 7/22-7/27/2019

Most Total Bases, Game

16 Mark Whiten..... 9/7/1993
16 Matt Carpenter..... 7/20/2018

Most Extra-Base Hits, Game

5 Matt Carpenter 7/20/2018
(2 2B, 3 HR) *Tied MLB Record

**Most Extra-Base Hits,
Doubleheader (18 Innings)**

6 Joe Medwick 5/30/1935
(5 2B, 1 3B)
Red Schoendienst 6/6/1948
(5 2B, 1 HR)

**Most Extra-Base Hits,
Two Straight Games**

7 R. Schoendienst .. 6/5-6/6 [1]/1948
Jim Edmonds 4/4-8/2003

**Most Extra-Base Hits,
Three Straight Games**

9 Red Schoendienst
6/5-6/6[1&2]/1948

**Most Games With Four Extra-Base
Hits (season)**

2 Joe Medwick 5/12 & 8/4/1937
Jim Edmonds 4/4 & 6/28/2003
Matt Carpenter... 7/20 & 8/26/2018

Most RBIs, Game

12 Jim Bottomley 8/6/1924
Mark Whiten..... 9/7/1993 [2]

Most RBIs, Inning

8 Fernando Tatis..... 4/23/1999
(3rd inning)

Most Consecutive Games With RBI

12 Rip Collins..... 1935

Most RBIs, Two Straight Games

13 Mark Whiten..... 9/7 [1&2]/1993

Most Walks, Game

5 Colby Rasmus 5/22/2011 (10)
Reggie Smith 9/13/1974 (17)
Ted Sizemore 8/12/1974 (13)
Solly Hemus..... 9/15/1951

**Most Consecutive Games,
One Or More Walks**

16 Jack Clark (28 walks)
7/18 - 8/10/1987

Most Walks, Doubleheader

6 Johnny Mize..... 8/26/1939
Jack Clark 7/8/87 (19 innings)

Most Strikeouts, Game

5 Last: Dexter Fowler..... 9/24/2019
(19 innings)

Most Sacrifice Flies, Game

3 Vince Coleman 5/1/1986

**Most Times Reaching Base On
Error In One Inning (Fair-hit Balls)**

2 Stu Martin 6/22/40
(6th inning)

Most Stolen Bases, Game

5 Lonnie Smith..... 9/4/1982

Most Steals Of Home, Game

2 Ed Konetchy 9/30/1907

Most Grand Slams, Inning

2 Fernando Tatis..... 4/23/1999
(3rd inning)



CARDINALS BATTING FEATS

CARDINALS WHO HOMERED IN FIRST MAJOR LEAGUE AT-BAT (9)

Eddie Morgan4/14/1936 vs. Chicago (opening day) (first pitch, pinch-hit)	Hector Luna4/8/2004 vs. Milwaukee (second pitch)
Wally Moon.....4/13/1954 vs. Chicago (opening day)	Adam Wainwright.....5/24/2006 at San Francisco (first pitch)
Keith McDonald7/4/2000 (ph) & 7/6 vs. Cincinnati (first two at-bats)	Mark Worrell6/5/2008 [2] at Washington (full count)
Chris Richard7/17/2000 at Minnesota (first pitch)	Paul DeJong5/28/2017 at Colorado (second pitch, pinch-hit)
Gene Stechschulte4/17/2001 vs. Arizona (first pitch, pinch-hit)	

CARDINALS WITH THREE OR MORE HOMERS IN ONE GAME (22)

Frank Shugart.....5/10/1894 at Cincinnati	Mark Whiten (4 HRs).....9/7/1993 at Cincinnati
George Harper.....9/20/1928 [1] at New York	Mark McGwire4/14/1998 vs. Arizona
George Watkins.....6/24/1931 [2] at Philadelphia	Mark McGwire5/19/1998 at Philadelphia
Johnny Mize7/13/1938 vs. Boston	Mark McGwire5/18/2000 at Philadelphia
Johnny Mize7/20/1938 [2] vs. New York	Albert Pujols7/20/2004 at Chicago
Johnny Mize5/13/1940 (14 inn.) at Cincinnati	Albert Pujols4/16/2006 vs. Cincinnati
Johnny Mize9/8/1940 [1] vs. Pittsburgh	Albert Pujols9/3/2006 vs. Pittsburgh
Stan Musial.....5/2/1954 [1] vs. New York	Albert Pujols5/30/2010 at Chicago
Bill White7/5/1961 at Los Angeles	Matt Carpenter7/20/2018 at Chicago
Stan Musial.....7/8/1962 at New York	Paul Goldschmidt3/29/2019 at Milwaukee
Reggie Smith.....5/22/1976 at Philadelphia	Paul DeJong7/24/2019 at Pittsburgh

CARDINALS WHO HOMERED IN ALL-STAR GAME (14)

Stan Musial.....7/13/1948 at St. Louis (Sportsman's Park)	Ken Boyer.....7/13/1960 at New York (Yankee Stadium)
.....7/12/1949 at Brooklyn (Ebbets Field)7/7/1964 at New York (Shea Stadium)
.....7/10/1951 at Detroit (Briggs Stadium)	Joe Medwick7/10/1934 at New York (Polo Grounds)
.....7/12/1955 at Milwaukee (County Stadium)	Red Schoendienst*7/11/1950 at Chicago (Comiskey Park)
.....7/10/1956 at Washington (Griffith Stadium)	Reggie Smith ...7/23/1974 at Pittsburgh (Three Rivers Stadium)
.....*7/13/1960 at New York (Yankee Stadium)	Yadier Molina7/11/2017 at Miami (Marlins Park)
Frankie Frisch.....7/6/1933 at Chicago (Comiskey Park)	
.....7/10/1934 at New York (Polo Grounds)	

*pinch hit ; **14th inning

GRAND SLAMS HIT BY CARDINALS PITCHERS SINCE 1900 (12)

Pitcher and date	Opponent (Pitcher)
Mike O'Neill (pinch-hit), 6/3/1902..... at Boston (Charles Pittinger)
Curt Davis, 4/26/1938..... at Cincinnati (Al Hollingsworth)
Bob Gibson, 9/29/1965..... at San Francisco (Gaylord Perry)
Bob Gibson, 7/26/1973 [1]..... vs. New York (John Strohmayr)
Rick Wise, 8/21/1973..... at Atlanta (Roric Harrison)
Joaquin Andujar, 5/15/1984.....vs. Atlanta (Jeff Dedmon)
Bob Forsch, 8/10/1986..... vs. Pittsburgh (Mike Bielecki)
Donovan Osborne, 9/7/1996..... vs. San Diego (Andy Ashby)
Kent Mercker, 9/2/1998.....at Florida (Jesus Sanchez)
Chris Carpenter, 10/1/2009..... at Cincinnati (Kip Wells)
Brad Penny, 5/21/2010..... vs. Los Angeles-AL (Joel Piñeiro)
Jake Westbrook, 8/31/2011..... at Milwaukee (Randy Wolf)

CARDINALS WHO HIT FOR THE CYCLE (16)

Cliff Heathcote...6/13/18 at Philadelphia (8-8 tie in 19 inn.)	Ken Boyer.....9/14/61 [2] vs. Chicago
Jim Bottomley7/15/27 at Philadelphia	Ken Boyer.....6/16/64 at Houston
Chick Hafey8/21/30 vs. Philadelphia	Joe Torre6/27/73 at Pittsburgh
Pepper Martin5/25/33 at Philadelphia	Lou Brock5/27/75 vs. San Diego
Joe Medwick.....6/29/35 at Cincinnati	Willie McGee6/23/84 at Chicago
Johnny Mize7/13/40 [1] vs. New York	Ray Lankford9/15/91 vs. New York
Stan Musial7/24/49 at Brooklyn	John Mabry.....5/18/96 at Colorado
Bill White8/14/60 [1] at Pittsburgh	Mark Grudzielanek4/27/05 vs. Milwaukee

CARDINALS WITH SIX OR MORE HITS IN ONE GAME (7)

Duff Cooley.....9/30/1893 [2] vs. Boston	Jim Bottomley.....8/5/1931 [2] at Pittsburgh
Roger Connor.....6/1/1895 at New York	Terry Moore.....9/5/1935 vs. Boston
Dick Harley6/24/1897 (12 inn.) at Pittsburgh	Skip Schumaker7/26/2008 (14 inn.) at New York Mets
Jim Bottomley9/16/1924 at Brooklyn	

HISTORY



CARDINALS BATTING FEATS (Continued)

N.L. TRIPLE CROWN WINNERS (3)

YEAR	PLAYER
1922	Rogers Hornsby (.401/42/152)

YEAR	PLAYER
1925	Rogers Hornsby (.403/39/143)

YEAR	PLAYER
1937	Joe Medwick (.374/31/154)

N.L. BATTING CHAMPIONS (22)

YEAR	PLAYER	AVG
1901	Jesse Burkett.....	.382
1920	Rogers Hornsby370
1921	Rogers Hornsby397
1922	Rogers Hornsby401
1923	Rogers Hornsby384
1924	Rogers Hornsby424
1925	Rogers Hornsby403
1931	Chick Hafey349

YEAR	PLAYER	AVG
1937	Joe Medwick.....	.374
1939	Johnny Mize349
1943	Stan Musial.....	.357
1946	Stan Musial.....	.365
1948	Stan Musial.....	.376
1950	Stan Musial.....	.346
1951	Stan Musial.....	.355
1952	Stan Musial.....	.336

YEAR	PLAYER	AVG
1957	Stan Musial.....	.351
1971	Joe Torre363
1979	Keith Hernandez.....	.344
1985	Willie McGee353
1990	Willie McGee335
2003	Albert Pujols359

N.L. HOME RUN LEADERS (11)

YEAR	PLAYER	HR
1922	Rogers Hornsby	42
1925	Rogers Hornsby	39
1928	Jim Bottomley	31
1934	Rip Collins.....	35

YEAR	PLAYER	HR
1937	Joe Medwick.....	31
1939	Johnny Mize	28
1940	Johnny Mize	43
1998	Mark McGwire	70

Year	Player	HR
1999	Mark McGwire	65
2009	Albert Pujols	47
2010	Albert Pujols	42

.400 HITTERS (3)

YEAR	PLAYER	AVG.
1924	Rogers Hornsby	.424

YEAR	PLAYER	AVG.
1925	Rogers Hornsby403

YEAR	PLAYER	AVG.
1922	Rogers Hornsby401

200 HITS IN A SEASON (41)

YEAR	PLAYER	HITS
1922	Rogers Hornsby	250
1937	Joe Medwick.....	237
1921	Rogers Hornsby	235
1948	Stan Musial.....	230
1971	Joe Torre	230
1899	Jesse Burkett.....	228
1901	Jesse Burkett.....	228
1946	Stan Musial.....	228
1924	Rogers Hornsby	227
1925	Jim Bottomley	227
1935	Joe Medwick.....	224
1936	Joe Medwick.....	223
1943	Stan Musial.....	220
1920	Rogers Hornsby	218

YEAR	PLAYER	HITS
1985	Willie McGee	216
2003	Albert Pujols	212
1964	Curt Flood.....	211
1979	Garry Templeton	211
1979	Keith Hernandez.....	210
1927	Frankie Frisch.....	208
1949	Stan Musial.....	207
1929	Taylor Douthit	206
1967	Lou Brock	206
1951	Stan Musial.....	205
1920	Milt Stock	204
1937	Johnny Mize	204
1925	Rogers Hornsby	203
1970	Joe Torre	203

Year	Player	Hits
1900	Jesse Burkett.....	202
1970	Lou Brock	202
1921	Austin McHenry.....	201
1930	Taylor Douthit	201
1939	Joe Medwick.....	201
1963	Dick Groat.....	201
1934	Rip Collins.....	200
1953	Stan Musial.....	200
1963	Curt Flood.....	200
1963	Bill White	200
1964	Lou Brock	200
1971	Lou Brock	200
1977	Garry Templeton	200

20 HOME RUNS & 20 STOLEN BASES IN A SEASON (12)

YEAR	PLAYER	HR-SB
1967	Lou Brock	21-52
1992	Ray Lankford	20-42
1995	Ray Lankford	25-24
1995	Brian Jordan	22-24

YEAR	PLAYER	HR-SB
1995	Brian Jordan	22-24
1996	Ray Lankford	21-35
1997	Ray Lankford	31-21
1998	Ray Lankford	31-26

YEAR	PLAYER	HR-SB
1998	Ray Lankford	31-26
1999	Fernando Tatis	34-21
2004	Reggie Sanders.....	22-21
2017	Tommy Pham.....	23-25



CARDINALS BATTING FEATS (Continued)

30 HOME RUNS IN A SEASON (45)

YEAR	PLAYER	HR	YEAR	PLAYER	HR	YEAR	PLAYER	HR
1998	Mark McGwire	70	2008	Ryan Ludwick	37	1951	Stan Musial	32
1999	Mark McGwire	65	2001	Albert Pujols	37	1960	Ken Boyer	32
2006	Albert Pujols	49	2008	Albert Pujols	37	2000	Mark McGwire	32
2009	Albert Pujols	47	2011	Albert Pujols	37	2007	Albert Pujols	32
2004	Albert Pujols	46	1949	Stan Musial	36	2012	Carlos Beltran	32
1940	Johnny Mize	43	2018	Matt Carpenter	36	2011	Lance Berkman	31
2003	Albert Pujols	43	1934	Rip Collins	35	1928	Jim Bottomley	31
1922	Rogers Hornsby	42	1954	Stan Musial	35	1937	Joe Medwick	31
2000	Jim Edmonds	42	1987	Jack Clark	35	1997	Ray Lankford	31
2004	Jim Edmonds	42	1970	Richie Allen	34	1998	Ray Lankford	31
2010	Albert Pujols	42	1999	Fernando Tatis	34	1953	Stan Musial	30
2005	Albert Pujols	41	2002	Albert Pujols	34	1996	Ron Gant	30
1925	Rogers Hornsby	39	2004	Scott Rolen	34	2001	Jim Edmonds	30
1948	Stan Musial	39	2019	Paul Goldschmidt	34	2016	Jedd Gyorko	30
2003	Jim Edmonds	39	1955	Stan Musial	33	2019	Paul DeJong	30

MULTIPLE CARDINALS WITH 30 HOME RUNS IN A SEASON (10)

YEAR	PLAYER (HRs)	YEAR	PLAYERS (HRs)
1998	Mark McGwire (70), Ray Lankford (31)	2003	Albert Pujols (43), Jim Edmonds (39)
1999	Mark McGwire (65), Fernando Tatis (34)	2004	Albert Pujols (46), Jim Edmonds (42), Scott Rolen (34)
2000	Jim Edmonds (42), Mark McGwire (32)	2008	Ryan Ludwick (37), Albert Pujols (37)
2001	Albert Pujols (37), Jim Edmonds (30)	2011	Albert Pujols (37), Lance Berkman (31)
2003	Albert Pujols (43), Jim Edmonds (39)	2019	Paul Goldschmidt (34), Paul DeJong (30)

200 HITS & 30 HOME RUNS IN A SEASON (9)

YEAR	PLAYER	HITS-HR	YEAR	PLAYER	HITS-HR	YEAR	PLAYER	HITS-HR
1922	Rogers Hornsby	250-42	1937	Joe Medwick	237-31	1951	Stan Musial	205-32
1925	Rogers Hornsby	203-39	1948	Stan Musial	230-39	1953	Stan Musial	200-30
1934	Rip Collins	200-35	1949	Stan Musial	207-36	2003	Albert Pujols	212-43

.300-30-100 CLUB (25)

Players who batted at least .300 with 30 or more homers and 100 or more RBI in a season.

YEAR	PLAYER	AVG.-HR-RBI	YEAR	PLAYER	AVG.-HR-RBI	YEAR	PLAYER	AVG.-HR-RBI
1922	Rogers Hornsby	.401-42-152	1954	Stan Musial	.330-35-126	2005	Albert Pujols	.330-41-117
1925	Rogers Hornsby	.403-39-143	1955	Stan Musial	.319-33-108	2006	Albert Pujols	.331-49-137
1928	Jim Bottomley	.325-31-136	2001	Jim Edmonds	.304-30-110	2007	Albert Pujols	.327-32-103
1934	Rip Collins	.333-35-128		Albert Pujols	.329-37-130	2008	Albert Pujols	.357-37-116
1937	Joe Medwick	.374-31-154	2002	Albert Pujols	.314-34-127	2009	Albert Pujols	.327-47-135
1940	Johnny Mize	.314-43-137	2003	Albert Pujols	.359-43-124	2010	Albert Pujols	.312-42-118
1948	Stan Musial	.376-39-131	2004	Jim Edmonds	.301-42-111			
1949	Stan Musial	.338-36-123		Albert Pujols	.331-46-123			
1951	Stan Musial	.355-32-108		Scott Rolen	.314-34-124			
1953	Stan Musial	.337-30-113						

CARDINALS WHO HIT SAFELY IN 25 OR MORE CONSECUTIVE GAMES (9)

YEAR	PLAYER	GAMES	YEAR	PLAYER	GAMES	YEAR	PLAYER	GAMES
1922	Rogers Hornsby	33	1943	Harry Walker	29	1954	Red Schoendienst	28
1950	Stan Musial	30	1959	Ken Boyer	29	1971	Lou Brock	26
2003	Albert Pujols	30	1935	Joe Medwick	28	1999	Joe McEwing	25



CARDINALS BATTING LEADERS

SINGLE-SEASON OFFENSIVE LEADERS BY POSITION

POS	PLAYER	HR	PLAYER	RBI	PLAYER	SB
C	Ted Simmons, 1979	26	Ted Simmons, 1972	96	Yadier Molina, 2012	12
1B	Mark McGwire, 1998	69	Mark McGwire, 1999	147	Gregg Jefferies, 1993	46
2B	Rogers Hornsby, 1922	42	Rogers Hornsby, 1922	152	Delino DeShields, 1997	54
SS	Paul DeJong, 2019	30	Edgar Renteria, 2003	100	Ozzie Smith, 1988	57
3B	Tatis ('99) & Rolen ('04)	34	Joe Torre, 1971	137	Pepper Martin, 1933	26
LF	Stan Musial, 1951	32	Joe Medwick, 1937	154	Lou Brock, 1974	118
CF	Jim Edmonds, 2000	41	Jim Edmonds, 2001	110	Willie McGee, 1985	56
RF	Stan Musial, 1948	39	Stan Musial, 1948	131	Andy Van Slyke, 1985	32
P	Bob Gibson, 1965 & '72	5	Dizzy Dean, 1935	21	Bob Gibson, 1969	5

*Totals are only while playing designated position, not including statistics accumulated during the season while pinch-hitting, pinch-running or playing another position.

Stolen base leaders since 1920.

SINGLE-SEASON FIELDING LEADERS BY POSITION

POS	PLAYER	YEAR	G	TC	E	PCT
C	Mike Matheny	2003	138	823	0	1.000
1B	Albert Pujols	2010	157	1,619	4	.998
2B	Jose Oquendo	1990	150	681	3	.996
SS	Paul DeJong	2019	157	653	7	.989
3B	Troy Glaus	2008	146	385	7	.982
OF	Curt Flood	1966	159	396	0	1.000
OF	Orlando Palmeiro	2003	112	171	0	1.000
OF	Jon Jay	2012	116	292	0	1.000
OF	Ray Lankford	1996	144	366	1	.997
OF	Jon Jay	2013	152	340	1	.997
OF	Tony Scott	1980	134	330	1	.997

CARDINALS ROOKIE RECORDS

PITCHING

Games	77, Mike Perez, 1992
Games Won	21, Johnny Beazley, 1942
Games Lost	20, Ted Breitenstein, 1892 and Jesse Haines, 1920
Games Started	37, Jesse Haines, 1920
Complete Games	28, Ted Breitenstein, 1892
Shutouts	6, Harvey Haddix, 1953
Innings Pitched	301.2, Jesse Haines, 1920
Strikeouts	194, Rick Ankiel, 2000
Walks	148, Ted Breitenstein, 1892
Saves	36, Todd Worrell, 1986
Winning Pct. #	.810 (17-4), Ted Wilks, 1944
ERA +	2.13, Johnny Beazley, 1942

*NL rookie record.

**Major League rookie record.

#Minimum of 18 decisions.

+Minimum of 154/162 innings pitched.

BATTING

At-Bats	636, Vince Coleman, 1985
Batting Average	.373, George Watkins, 1930
Runs	112, Albert Pujols, 2001
Hits	194, Emmet Heidrick, 1899 and Albert Pujols, 2001
Singles	157, Emmet Heidrick, 1899
Doubles	47, Albert Pujols, 2001
Triples	25, Tommy Long, 1915
Home Runs	37, Albert Pujols, 2001
Extra-Base Hits	88, Albert Pujols, 2001
Total Bases	360, Albert Pujols, 2001
Slugging Average	.621, George Watkins, 1930
Runs-Batted-In	130, Albert Pujols, 2001
Walks	75, Solly Hemus, 1951
Strikeouts	125, Harrison Bader, 2018
Stolen Bases	110, Vince Coleman, 1985
Pinch Hits	20, Joe Frazier, 1954
Longest Hitting Streak (games)	25, Joe McEwing, 1999

*NL rookie record.

**Major League rookie record.



CARDINALS LEADERS IN HOME RUN CATEGORIES

LEADOFF HOMERS (SEASON)

1. **Matt Carpenter, 2018**..... 8
2. Lou Brock, 1967..... 5
3. Lou Brock, 1970..... 5
4. **Matt Carpenter, 2015**..... 5
5. Ray Lankford, 1994..... 5

LEADOFF HOMERS (CAREER)

1. **Matt Carpenter**..... 24
2. Lou Brock..... 21
3. Ray Lankford..... 7
4. Ray Blades..... 6
5. Jack Smith..... 5
6. Lonnie Smith..... 5

EXTRA-INNING HOMERS (SEASON)

1. Mark McGwire, 1998..... 4
2. Ken Boyer, 1958..... 3
3. Jack Clark, 1987..... 3
4. **Paul Goldschmidt, 2019**..... 3
5. Felix Jose, 1992..... 3

EXTRA-INNING HOMERS (CAREER)

1. Albert Pujols..... 13
2. Stan Musial..... 11
3. Jim Edmonds..... 7
4. Ken Boyer..... 6
5. Ted Simmons..... 6
6. Ray Lankford..... 6

WALK-OFF HOMERS (SEASON)

1. 26 players tied..... 2

WALK-OFF HOMERS (CAREER)

1. Stan Musial..... 12
2. Albert Pujols..... 10
3. Ken Boyer..... 5
4. Jim Edmonds..... 5
5. Ken Boyer..... 4
6. Kolten Wong..... 4

MULTIPLE-HR GAMES (CAREER)

1. Albert Pujols..... 42
2. Stan Musial..... 37
3. Mark McGwire..... 28
4. Rogers Hornsby..... 18
5. Ray Lankford..... 17
6. Jim Edmonds..... 17
7. Ken Boyer..... 17

MULTIPLE-HR GAMES (SEASON)

1. Albert Pujols, 2009..... 10
2. Mark McGwire, 1998..... 10
3. Mark McGwire, 1999..... 9
4. Albert Pujols, 2010..... 6
5. Jack Clark, 1987..... 6
6. Stan Musial, 1954..... 6
7. Stan Musial, 1949..... 6
8. Johnny Mize, 1940..... 6

PINCH-HIT HOMERS (SEASON)

1. George Crowe, 1959..... 4
2. George Crowe, 1960..... 4
3. Jeremy Hazelbaker, 2016..... 4
4. Carl Sawatski, 1961..... 4
5. **12 players tied**..... 3
6. **(Last: Lane Thomas, 2019)**.. 3

PINCH-HIT HOMERS (CAREER)

1. George Crowe..... 8
2. Matt Adams..... 7
3. Carl Sawatski..... 6
4. Gerald Perry..... 6
5. Chris Duncan..... 6
6. Walker Cooper..... 4
7. Joe Frazier..... 4
8. Jeremy Hazelbaker..... 4
9. Rex Hudler..... 4
10. Ryan Ludwick..... 4
11. Bob Skinner..... 4

GRAND SLAMS (SEASON)

1. Albert Pujols, 2009..... 5
2. Jim Bottomley, 1929..... 3
3. Keith Hernandez, 1977..... 3
4. Fernando Tatis, 1999..... 3
5. **33 players tied**..... 2
6. **(Last: Paul Goldschmidt, 2019)**

GRAND SLAMS (CAREER)

1. Albert Pujols..... 12
2. Stan Musial..... 9
3. Ken Boyer..... 7
4. Rogers Hornsby..... 7
5. Ted Simmons..... 7

INSIDE-PARK HOMERS (SEASON)

1. Jesse Burkett, 1901..... 8
2. Jesse Burkett, 1900..... 6
3. Rogers Hornsby, 1917..... 6
4. Ed Konetchy, 1912..... 6
5. Ed Konetchy, 1913..... 6

INSIDE-PARK HOMERS (CAREER)

1. Rogers Hornsby..... 30
2. Ed Konetchy..... 22
3. Jesse Burkett..... 19
4. Homer Smoot..... 12
5. Walton Cruise..... 9
6. Stan Musial..... 9

MOST HOMERS IN ONE MONTH

1. Mark McGwire, May 1998.... 16
2. +Mark McGwire, July '99..... 16
3. Mark McGwire, Sept. '97..... 15
4. Mark McGwire, Sept. '98..... 15
5. Jim Edmonds, June '03..... 14
6. *Albert Pujols, April '06..... 14
7. Albert Pujols, June '09..... 14
8. Mark McGwire, May '00..... 13
9. Jim Edmonds, July '04..... 13
10. Whitey Kurowski, Aug. '47 ... 12
11. Mark McGwire, Aug. '99..... 12
12. Mark McGwire, Sept. '99..... 12
13. Albert Pujols, Aug. '04..... 12
14. Ripper Collins, June '35..... 11
15. Rogers Hornsby, May '25 11
16. Stan Musial, May '54..... 11
17. Mark McGwire, July '01..... 11
18. Albert Pujols, May '06..... 11
19. Albert Pujols, Aug. '10..... 11
20. **Matt Carpenter, July '18 11**
21. **Paul Goldschmidt, July '19.11**

+Tied MLB July Record (A. Belle-CWS, 1998)

*Tied MLB April Record (A. Rodriguez-NYY, 2007).

Home Run information courtesy David Vincent, Society for American Baseball Research (SABR).



TEAM HIGHS & LOWS (SINCE 1892)

WINNING STREAK

14 Games..... 7/2/1935-7/18/1935
 12 Games..... 4/11/1982-4/24/1982
 12 Games..... 7/18/1943-7/27/1943
 11 Games..... 5/21/1941-5/30/1941
 11 Games..... 8/9/2001-8/19/2001

POSTSEASON

6 Games..... 10/12/1985-10/20/1985

LOSING STREAK

18 Games..... 9/3/1897-9/26/1897
 15 Games..... 9/6/1909-9/24/1909
 14 Games..... 6/25/1986-7/8/1896
 14 Games..... 6/21/1905-7/6/1905
 14 Games..... 9/16/1916-10/01/1916

POSTSEASON

6 Games..... 10/4/1928-10/2/1930

LONGEST GAME — INNINGS

25..... 9/11/1974 at New York-NL
 20..... 4/17/2010 vs. New York-NL
 4/27/2003 at Florida
 8/28/1930 at Chicago-NL
 19..... Done 4 Times
 (last: 9/24/2019 at Arizona)

POSTSEASON

13..... 10/11/2013 vs. Los Angeles-NL

MOST RUNS INNING — CARDINALS

12..... 7/21/2012 vs. Chicago-NL - 7th
 9/16/1926 at Phila. (G1) - 3rd
 11..... 5/8/2005 vs. San Diego - 1st

POSTSEASON

*10..... 10/9/2019 at Atlanta - 1st

MOST RUNS INNING — OPPONENT

13..... 8/24/1993 at San Diego - 1st
 5/7/1966 vs. San Francisco - 3rd
 7/25/1900 at Boston - 1st
 5/13/1911 at New York - 1st
 12..... 4/22/1892 at Pittsburgh - 1st
 8/30/1953 at Brooklyn - 7th

POSTSEASON

10..... 10/9/1968 at Detroit- 3rd

MOST RUNS GAME — CARDINALS

28..... 7/6/1929 at Philadelphia (G2)
 23..... 9/16/26 at Philadelphia (G1)
 6/1/1895 at New York
 5/26/1895 vs. Washington
 7/27/1918 at Brooklyn (G2)

POSTSEASON

16..... 10/22/11 at Texas

MOST RUNS GAME — OPPONENT

28..... 9/3/1896 at Boston (G1)
 26..... 8/1/1894 at Chicago
 25..... 5/31/1897 at Boston
 8/1/1893 vs. Pittsburgh (G1)
 6/10/1892 at Baltimore (G1)

POSTSEASON

15..... 10/17/1996 at Atlanta

MOST HITS GAME — CARDINALS

28..... 7/6/1929 at Philadelphia (G2)
 26..... 8/22/2008 vs. Atlanta
 8/9/1932 at Philadelphia
 9/23/1930 at Philadelphia
 25..... 7/27/1918 at Brooklyn (G2)

POSTSEASON

20..... 10/10/1946 at Boston-AL

MOST HITS GAME — OPPONENT

25..... 8/25/1936 vs. Boston (G1)
 8/24/1936 vs. Pittsburgh
 6/24/1917 vs. Cincinnati (G2)
 24..... 6/20/2006 at Chicago-AL
 8/3/1961 vs. Pittsburgh

POSTSEASON

22..... 10/14/1996 vs. Atlanta

MOST XBH INNING — CARDINALS

8..... 7/24/2019 at Pittsburgh (2nd)

MOST TB INNING — CARDINALS

23..... 7/24/2019 at Pittsburgh (2nd)

MOST HR'S GAME — CARDINALS

7..... 7/12/1996 at Chicago
 5/7/1940 vs. Brooklyn
 6..... 6/26/2016 at Seattle
 4/15/2016 vs. Cincinnati
 7/15/2007 at Philadelphia
 8/18/2006 at Chicago-NL
 4/9/2000 vs. Milwaukee
 7/8/1962 at New York-NL
 5/10/1894 at Cincinnati

POSTSEASON

5..... 10/5/2004 vs. Los Angeles-NL

MOST HR'S GAME — OPPONENT

7..... 8/20/2003 vs. Pittsburgh
 8/16/1947 at Pittsburgh
 6..... 8/8/2014 at Baltimore
 7/23/2000 at Houston
 6/4/1989 vs. Chicago-NL
 4/16/1955 vs. Chicago-NL (14)
 5/31/1954 at Chicago-NL (7)
 7/11/1947 at New York G2 (8)
 6/22/1925 vs. Pittsburgh
 5/11/1923 at Philadelphia

POSTSEASON

6..... 10/12/2015 at Chicago-NL

MOST HR'S GAME — BOTH TEAMS

10..... 5/11/1923 at Philadelphia
 8/16/1947 at Pittsburgh
 9..... 7/20/2003 at Los Angeles-NL
 7/28/1963 at Chicago (G2)

POSTSEASON

8..... 10/12/2015 at Chicago-NL

**National League Postseason single-inning run record and tied the Major League mark. Also set the MLB postseason record for most runs scored in the 1st inning.*

HISTORY



In the deciding Game 5 of the 2019 National League Division Series in Atlanta, the Cardinals scored 10 runs in the 1st inning, a postseason record for the 1st inning and only the fourth 10-run inning in Major League postseason history.



The Cardinals set a team record with a 12-run seventh inning versus the Chicago Cubs at Busch Stadium on July 21, 2012, in which they also set a team record with seven doubles in the inning en route to a 12-0 victory.



MOST SEASONS APPEARED WITH THE CARDINALS

SEASONS	PLAYER	POSITION	YEARS
22	Stan Musial	OF, 1B	1941-44, '46-63
18	Jesse Haines	RHP	1920-37
17	Bob Gibson	RHP	1959-75
17	Yadier Molina	C	2004-20
16	Lou Brock	OF	1964-79
15	Red Schoendienst	2B	1945-56, '61-63
15	Bob Forsch	RHP	1974-88
15	Ozzie Smith	SS	1982-96
15	Adam Wainwright	RHP	2005-10, '12-20
14	Bill Sherdel	LHP	1918-30, '32

CAREER GAMES BY POSITION

FIRST BASE	YEARS	GAMES
1. Jim Bottomley.....	1922-32	1,340
2. Albert Pujols.....	2001-11	1,335
3. Keith Hernandez.....	1974-83	1,118
4. Stan Musial.....	1941-44; 46-63	1,016
5. Ed Konetchy.....	1907-13	981

THIRD BASE	YEARS	GAMES
1. Ken Boyer.....	1955-65	1,539
2. Ken Reitz.....	1972-75; 77-80	1,081
3. Terry Pendleton.....	1984-90	908
4. Whitey Kurowski.....	1941-49	868
5. Matt Carpenter.....	2011-20	665

SECOND BASE	YEARS	GAMES
1. Julian Javier.....	1960-71	1,547
2. Red Schoendienst.....	1945-56; 61-63	1,429
3. Frankie Frisch.....	1927-37	1,141
4. Rogers Hornsby.....	1915-26; 33	997
5. Tom Herr.....	1979-1988	987

OUTFIELD	YEARS	GAMES
1. Lou Brock.....	1964-79	2,206
2. Stan Musial.....	1941-44; 46-63	1,890
3. Enos Slaughter.....	1938-42; 46-53	1,751
4. Curt Flood.....	1958-69	1,687
5. Ray Lankford.....	1990-2001; 2004	1,489

SHORTSTOP	YEARS	GAMES
1. Ozzie Smith.....	1982-96	1,929
2. Marty Marion.....	1940-50	1,484
3. Dal Maxvill.....	1962-72	1,054
4. Edgar Renteria.....	1999-2004	891
5. Garry Templeton.....	1976-81	700

CATCHER	YEARS	GAMES
1. Yadier Molina.....	2004-20	*1,989
2. Ted Simmons.....	1968-80	1,439
3. Del Rice.....	1945-55; 60	1,018
4. Tim McCarver.....	1959-61; 63-69; 73-74	960
5. Tom Pagnozzi.....	1987-98	827

* MLB Record, most games at catcher with one organization

CARDINALS OPENING-DAY STATISTICS

	Games	Won	Lost	Tied	Percentage
At St. Louis	68	36	32	0	.529
On Road	61	23	36	2	.393
TOTALS	129	59	68	2	.464

OPENING-DAY RECORD AGAINST EACH OPPONENT

	HOME		ROAD			TOTALS		
	W	L	W	L	T	W	L	T
Astros	0	0	2	0	0	2	0	0
Braves*	1	0	1	2	0	2	2	0
Brewers	1	2	0	1	0	1	3	0
Cubs	6	9	4	11	2	10	20	2
Cleveland	2	0	0	0	0	2	0	0
Diamondbacks	0	0	0	1	0	0	1	0
Dodgers**	1	0	1	1	0	2	1	0
Giants+	1	2	0	1	0	1	3	0
Louisville	1	0	0	0	0	1	0	0

	HOME		ROAD			TOTALS		
	W	L	W	L	T	W	L	T
Marlins++	0	0	1	0	0	1	0	0
Mets	1	2	1	4	0	2	6	0
Nationals/Expos	1	2	1	1	0	2	3	0
Philadelphia	2	2	2	0	0	4	2	0
Pirates	17	11	1	5	0	18	16	0
Padres	0	1	0	0	0	0	1	0
Reds	1	0	9	8	0	10	8	0
Rockies	1	1	0	1	0	1	2	0

* Boston-Milwaukee-Atlanta
** Brooklyn-Los Angeles

+ New York-San Francisco
++Florida-Miami

One-run games: 18-26
Earliest opener: 3/28/2019

Extra-inning games: 3-8
Latest opener: July 24, 2020



MOST OPENING DAY STARTS (SINCE 1908)

CARDINAL	STARTS	SEASONS
1. Stan Musial.....	21	1942-44; '46-63
2. Yadier Molina	16	2005-20
3. Lou Brock.....	15	1965-79
4. Ozzie Smith.....	13	1982-95
Enos Slaughter.....	13	1938-42; '46-53

CARDINAL	STARTS	SEASONS
6. Red Schoendienst.....	11	1945, '47-56
Rogers Hornsby.....	11	1926-26
Julian Javier.....	11	1961-71
Ken Boyer.....	11	1955-65
Albert Pujols.....	11	2001-11

OPENING DAY STARTS BY POSITION (SINCE 1908)

PITCHER	STARTS	SEASONS
1. Bob Gibson.....	10	1965, '67-75
2. Dizzy Dean.....	5	1933-37
Chris Carpenter.....	5	2005-07, '10-11
Adam Wainwright	5	2009, '13-16

SHORTSTOP	STARTS	SEASONS
1. Ozzie Smith.....	13	1982-95
2. Marty Marion.....	9	1940-42, '44-49
3. Edgar Renteria.....	6	1999-2004

CATCHER	STARTS	SEASONS
1. Yadier Molina	16	2005-20
2. Ted Simmons.....	10	1971-80
3. Del Rice.....	5	1946, '49, '52-54
Darrell Porter.....	5	1981-85

LEFT FIELD	STARTS	SEASONS
1. Lou Brock.....	14	1965, '67-79
2. Stan Musial.....	8	1942-43; '46, '52, '54, '59, '61, '63
3. Matt Holliday.....	6	2010-15

FIRST BASE	STARTS	SEASONS
1. Jim Bottomley.....	10	1923-32
3. Keith Hernandez.....	9	1975-83
2. Albert Pujols.....	8	2004-11

CENTER FIELD	STARTS	SEASONS
1. Terry Moore.....	9	1935-42, '46
2. Curt Flood.....	8	1962-69
Jim Edmonds.....	8	2000-07

SECOND BASE	STARTS	SEASONS
1. Julian Javier.....	11	1961-71
2. Red Schoendienst.....	10	1947-56
3. Frankie Frisch.....	9	1927-29, '31-36

RIGHT FIELD	STARTS	SEASONS
1. Enos Slaughter.....	10	1938-42; '46-47, '51-53
2. Stan Musial.....	5	1944, '48, '50, '56, '61
George Hendrick.....	5	1980-84
Steve Evans.....	5	1910-13

THIRD BASE	STARTS	SEASONS
1. Ken Boyer.....	11	1955-65
2. Ken Reitz.....	7	1973-75; 77-80
3. Terry Pendleton.....	6	1985-90
Whitey Kurowski.....	6	1943-48
Matt Carpenter	6	2013-16, '18-19

LONGEST STREAKS OF OPENING DAY STARTS BY POSITION (SINCE 1900)

Pitcher.....	Bob Gibson.....	9	1967-75
Catcher.....	Yadier Molina.....	16	2005-20
First base.....	Jim Bottomley.....	10	1923-32
Second Base.....	Julian Javier.....	11	1961-71
Shortstop.....	Ozzie Smith.....	7	1982-88
Third Base.....	Ken Boyer.....	11	1955-65
Left Field.....	Lou Brock.....	13	1967-79
Center Field.....	Jim Edmonds.....	8	2000-07
	Terry Moore.....	8	1935-42
	Curt Flood.....	8	1962-69
Right Field.....	George Hendrick.....	5	1980-84
	Enos Slaughter.....	5	1938-42
	Steve Evans.....	5	1909-13

MOST CONSECUTIVE OPENING DAY STARTS (SINCE 1900):

1. Stan Musial.....	18	1946-63
2. Yadier Molina.....	16	2005-20
3. Lou Brock.....	15	1965-79
4. Albert Pujols.....	11	2001-11
Rogers Hornsby.....	11	1916-26
Julian Javier.....	11	1961-71
Ken Boyer.....	11	1955-65
8. Jim Bottomley.....	10	1923-32
Red Schoendienst.....	10	1947-56
Frankie Frisch.....	10	1927-36
Ted Simmons.....	10	1971-80



CLUB RECORDS

SEASON

Most Players	51	(24 pitchers) in 1997
Fewest Players	25	in 1904
Most Games	164	in 1989
Most At-Bats	5,734	in 1979 (163 games)
Most Runs	1,004	in 1930 (154 games)
Most Opponents' Runs	838	in 1999 (161 games)
Fewest Runs	372	in 1908 (154 games)
Most Hits	1,732	in 1930 (154 games)
Fewest Hits	1,105	in 1908 (154 games)
Most Singles	1,223	in 1920 (155 games)
Most Doubles	373	in 1939 (154 games)
Most Triples	96	in 1920 (155 games)
Most Homers	235	in 2000 (162 games)
Most Opponents' Homers	210	in 2003 (162 games)
Fewest Homers (154 or 162-game schedule)	10	in 1906
Most Homers at Sportsman's Park Cards & Opponent	176	in 1955
Most Homers at Busch Stadium (old) Cards & Opponent	229	in 2000
Most Homers at Busch Stadium (new) Cards & Opponent	182	in 2016 & 2019
Most Grand Slams	12	in 2000
Most Pinch Home Runs	17	in 2016
Most Total Bases	2,595	in 1930 (154 games)
Most Long Hits	566	in 1930 (154 games)
Most Extra Bases on Long Hits	1,021	in 1998 (163 games)
Most Sacrifices (SH and SF)	212	in 1926 (156 games)
Most Sacrifice Hits	172	in 1943 (147 games)
Most Sacrifice Flies	70	in 2004 (162 games)
Most Stolen Bases	314	in 1985 (162 games)
Most Caught Stealing	118	in 1992 (162 games)
Most Bases on Balls	676	in 1998 (163 games)
Most Strikeouts	1,420	in 2019 (162 games)
Fewest Strikeouts	414	in 1925 (153 games)
Most Hit By Pitch	86	in 2014 (162 games)

Fewest Hit By Pitch	15	in 1925 (153 games)
Most Runs Batted In	942	in 1930 (154 games)
Most Game-Winning RBIs	97	in 2004 (162 games)
Highest Batting Average314	in 1930 (154 games)
Lowest Batting Average223	in 1908 (154 games)
Highest Slugging Average471	in 1930 (154 games)
Lowest Slugging Average288	in 1908 (154 games)
Most Grounded Into Double Play	169	in 2011 (162 games)
Fewest Grounded Into Double Play	75	in 1945 (155 games)
Most Left On Bases	1,251	in 1939 (155 games)
Fewest Left On Bases	957	in 1995 (143 games)
Most 100-Run Scorers	4	in 1928
Most .300 Hitters	11	in 1930
Most 30-Homer Hitters	3	in 2004
Most 20-Homer Hitters	6	in 2016
Most 10-Homer Hitters	11	in 2019
Most 100-RBI Hitters	3	in 2003 & 2004

DEFENSIVE

Most Putouts	4,460	in 1979 (163 games)
Fewest Putouts	3,797	in 1995 (143 games)
Most Assists	2,293	in 1917 (154 games)
Fewest Assists	1,524	in 2000 (162 games)
Most Chances Accepted	6,459	in 1917 (154 games)
Fewest Chances Accepted	5,532	in 1995 (143 games)
Most Errors	348	in 1908 (154 games)
Fewest Errors	66	in 2019 (162 games)
Most Errorless Games	109	in 2019 (162 games)
Most Consecutive Errorless Games	16	in 1992
Most Double Plays	196	in 2005 (162 games)
Fewest Double Plays	114	in 1990 (162 games)
Most Passed Balls	38	in 1906 (154 games)
Fewest Passed Balls	4	in 1925 (153 games)
Highest Fielding Average989	in 2019 (162 games)
Lowest Fielding Average946	in 1908 (154 games)



CLUB RECORDS (CONTINUED)

GAME

Most Runs
 **28** vs. Philadelphia, July 6, 1929, Second Game

Most Runs — By Opponent
 **28** by Boston, September 3, 1896, First Game

Most Runs — By Opponent — Since 1900
 **24** by Pittsburgh, June 22, 1925

Most Runs — Shutout Game
 **18** vs. Cincinnati, June 10, 1944

Most Runs — Shutout Game — By Opponent
 **19** by Pittsburgh, August 3, 1961

Most Runs — Doubleheader Shutout
 **16** vs. Brooklyn, September 21, 1934

Most Hits — Game **30** vs. New York, June 1, 1895

Most Hits — Game — Since 1900
 **28** vs. Philadelphia, July 6, 1929, Second Game

Longest 1-0 Game Won
 **14** Innings vs. Boston, June 15, 1939

Longest 1-0 Game Lost
 **18** Innings vs. New York, July 2, 1933, First Game
Note: Lost 2-1 in 20 innings April 17, 2010 vs. New York Mets. Game was scoreless for the first 18 innings.

Most Home Runs..... **7** vs. Brooklyn, May 7, 1940
 **7** at Chicago, July 12, 1996

Most Home Runs — By Opponent
 **7** by Pittsburgh, August 16, 1947
 **7** by Pittsburgh, August 20, 2003

Most Consecutive Games — One or More Homers
 **25** Aug. 9-Sept. 6, 2016
**Tied NL Record* (52 homers total)*

Most Total Bases **49** vs. Brooklyn, May 7, 1940

INNING

Most Runs **12** vs. Chicago (NL),
 July 21, 2012, 7th inning
 **12** vs. Philadelphia, Sept. 15, 1926,
 1st Game, 3rd inning

Scoring Runs Every Inning9/13/64 at Chicago

ATTENDANCE

Highest Home Attendance **3,552,180** in 2007
 (81 dates)

Highest Road Attendance **2,820,564** in 1999
 (79 dates)

Largest Crowd — Day Game
 **52,916** vs. Cincinnati, September 28, 1996

Largest Crowd — Doubleheader
 **49,743** vs. Atlanta, June 23, 1968

Largest Crowd — Night Game
 **53,415** vs. Chicago, July 30, 1994

Largest Crowd — Home Opener
 **52,841** vs. Montreal, April 8, 1996

STANDINGS & RECORD

Most Games Won..... **106** in 1942

Most Games Lost..... **111** in 1898

Most Games Lost — Since 1900..... **105** in 1908

Most Games Won — Month..... **26**, July 1944

Most Games Lost — Month..... **27**, September 1908

Highest Percentage — Games Won
 **.688** in 1942 (Won 106, Lost 48)

Lowest Percentage — Games Won
 **.221** in 1897 (Won 29, Lost 102)

Lowest Percentage Games Won — Since 1900
 **.314** in 1903 (Won 43, Lost 94)

Most Shutouts Won..... **30** in 1968

Most Shutouts Lost..... **33** in 1908

Most 1-0 Games Won **8** in 1907 and 1968

Most 1-0 Games Lost..... **8** in 1918

Most Games Lost by 10-or-more Runs **11** in 2007

Most Consecutive Games Won..... **14** in 1935

Most Consecutive Games Lost..... **15** in 1909

League Championships **19**

Last-Place Finishes **9** (Tied in 1916)

HISTORY



THE LAST TIME IT HAPPENED

BATTING

CARDINAL HIT FOR CYCLE

Mark Grudzielanek vs. Milwaukee, April 27, 2005.

OPPONENT HIT FOR CYCLE

Daryle Ward (Pittsburgh) at St. Louis, May 26, 2004.

CARDINAL PITCHER

HAD TWO HITS IN ONE INNING

Adam Wainwright vs. Milwaukee, April 13, 2013, sixth inning (infield single to shortstop off Yovani Gallardo and single to centerfield off Michael Gonzalez).

HOME RUNS

CARDINAL HIT INSIDE-THE-PARK HOME RUN

Fernando Viña, at Milwaukee, October 2, 2001, fifth inning with no runners on and two out, off Ben Sheets.

OPPONENT HIT INSIDE-THE-PARK HOME RUN

Adam Frazier (Pittsburgh), at St. Louis, September 9, 2017, seventh inning with no runners on and one out, off John Brebbia.

CARDINAL HOMERED FROM BOTH SIDES OF PLATE

Carlos Beltran at Miami, June 15, 2013; second inning, solo home run batting left-handed vs. Tom Koehler; ninth-inning solo home run batting right-handed vs. Edgar Olmos.

CARDINAL HIT 4 HOME RUNS IN A GAME

Mark Whiten at Cincinnati, September 7, 1993 [2].

OPPONENT HIT 4 HOME RUNS IN A GAME

Scooter Gennett at Cincinnati, June 6, 2017.

CARDINAL HIT 3 HOME RUNS IN A GAME

Paul DeJong at Pittsburgh, July 24, 2019.

OPPONENT HIT 3 HOME RUNS IN A GAME

Christian Yelich at Milwaukee, April 15, 2019.

CARDINAL PINCH-HIT GRAND SLAM

Chris Duncan at Oakland, June 16, 2007, fifth inning off Kiko Calero.

OPPONENT PINCH-HIT GRAND SLAM

Matt Davidson vs. Cincinnati, August 21, 2020, sixth inning off Tyler Webb.

CARDINAL HIT 2 HOME RUNS IN EXTRA INNINGS

Matt Adams at Cincinnati, September 4, 2013; 14th inning off Alfredo Simon and 16th inning off Logan Ondrusek.

**MLB record for extra inning home runs 14th inning and beyond*

HOME RUNS (continued)

CARDINAL PINCH-HIT HOME RUN

Matt Wieters vs. Washington, September 18, 2019, seventh inning, 2-run, off Max Scherzer.

OPPONENT PINCH-HIT HOME RUN

Ryan McBroom, vs. Kansas City, August 26, 2020, eighth inning, solo, off Genesis Cabrera.

CARDINAL WALK-OFF HOME RUN

Paul Goldschmidt vs. Miami, June 19, 2019, solo, off Adam Conley (11th inning).

OPPONENT WALK-OFF HOME RUN

Jeimer Candelario, at Detroit, September 7, 2018, ninth inning, two-run, off Jordan Hicks.

CARDINAL BACK-TO-BACK HOME RUNS

Brad Miller and Max Shrock at Chicago Cubs, August 17, 2020 (G2), fourth inning off Kyle Ryan.

OPPONENT BACK-TO-BACK HOME RUNS

Ryan Braun and Daniel Vogelbach vs. Milwaukee, September 26, 2020, fourth inning off Adam Wainwright.

THREE CONSECUTIVE HOME RUNS BY CARDINALS

Eli Marrero, Jim Edmonds and Albert Pujols at Colorado, September 19, 2002, eighth inning off Todd Jones.

THREE CONSECUTIVE HOME RUNS BY OPPONENT (4)

Yoan Moncada, Yasmani Grandal, José Abreu and Eloy Jimenez at Chicago White Sox, August 16, 2020, fifth inning off Roel Ramirez.

HOME RUN BY CARDINAL PITCHER

Tyson Ross vs. Los Angeles Dodgers, September 13, 2018, fifth inning, solo, off Clayton Kershaw.

OPPONENT HOME RUN BY PITCHER

Steven Matz at New York Mets, June 14, 2019, fifth inning, two-run off Tyler Webb.

GRAND SLAM BY CARDINAL PITCHER

Jake Westbrook at Milwaukee, August 31, 2011, fourth inning, off Randy Wolf.

CARDINAL LEADOFF HOME RUN

Kolten Wong at Pittsburgh, September 18, 2020 (G1), off Trevor Williams.

OPPONENT LEADOFF HOME RUN

Ian Happ at Chicago Cubs, September 5, 2020, off Adam Wainwright.

**THE LAST TIME IT HAPPENED (CONTINUED)****PITCHING****CARDINAL NO-HITTER**

Bud Smith at San Diego, September 3, 2001, 4-0 vs. Bobby Jones

NO-HITTER VS. CARDINALS

Johan Santana at New York Mets, June 1, 2012, 8-0 vs. Adam Wainwright

CARDINAL COMPLETE GAME, SHUTOUT

Miles Mikolas vs. Pittsburgh, July 15, 2019 (8 Hits)

COMPLETE GAME, SHUTOUT VS. CARDINALS

Kyle Hendricks at Chicago Cubs, May 3, 2019 (4 Hits)

CARDINAL COMPLETE GAME, 1-HITTER

Jaime Garcia vs. Milwaukee, April 14, 2016, 7-0

COMPLETE GAME, 1-HITTER VS. CARDINALS

Brandon Webb at Arizona, September 9, 2006, 3-0

CARDINAL BACK-TO-BACK SHUTOUTS

Jack Flaherty, Andrew Miller and Carlos Martínez (combined) August 13, 2019 at Kansas City; Dakota Hudson, Tyler Webb, John Gant and Junior Fernandez (combined) August 14, 2019 at Kansas City.

BACK-TO-BACK SHUTOUTS VS. ST. LOUIS

Julio Teheran, Matt Marksberry, Danny Burawa, Edwin Jackson and Arodys Vizcaino at Atlanta (combined) October 2, 2015; Shelby Miller, Matt Marksberry and Arodys Vizcaino at Atlanta (combined) October 4, 2015-Game 1 of DH; Matt Wisler and Edwin Jackson at Atlanta (combined) October 4, 2015-Game 2 of DH.

CARDINAL WITH 15 OR MORE STRIKEOUTS

Bob Gibson at Philadelphia, May 23, 1970 (16)

OPPONENT WITH 15 OR MORE STRIKEOUTS

Corey Kluber at Cleveland, May 13, 2015 (18)

CARDINAL POSITION PLAYER PITCHED

Max Schrock (infielder) vs. Cleveland, August 28, 2020.

OPPOSING POSITION PLAYER PITCHED

Matt Davidson (infielder) vs. Cincinnati, September 1, 2020.

BASERUNNING**CARDINAL STOLE HOME**

Pete Kozma, September 21, 2012, at Chicago, top of fourth inning. Kozma led off the inning with a triple and stole home on Chris Volstad with Daniel Descalso batting on a failed squeeze bunt attempt.

CARDINAL STRAIGHT STEAL OF HOME

Pete Kozma, September 21, 2012, at Chicago, top of fourth inning. Kozma led off the inning with a triple and stole home on Chris Volstad with Daniel Descalso batting on a failed squeeze bunt attempt.

OPPONENT STOLE HOME

Mark Loretta, July 28, 1998, vs. Milwaukee as part of a double steal in the fourth inning.

FIELDING**CARDINAL TRIPLE PLAY**

Daniel Descalso (2b) - Jhonny Peralta (ss) - Allen Craig (1B), at Toronto, sixth inning, June 6, 2014. With runners Anthony Gose (third), Jose Reyes (second) and Melky Cabrera (first) on base, Jose Bautista lined out to second baseman Descalso, who threw to Jhonny Peralta who stepped on second to double off Reyes and then threw to Craig at first for the out of Cabrera. Seth Maness pitching.

TRIPLE PLAY VS. CARDINALS

Luis Urias (3b) to Keston Hiura (2b) to Jedd Gyorko Moreland (1b) - vs. Milwaukee, eighth inning, September 27, 2020. With runners on second base (Paul Goldschmidt) and first base (Dylan Carlson), Yadier Molina grounded into a 5-4-3 triple play. Adrian Houser pitching.

DOUBLEHEADERS**CARDINAL PLAYER HOMERED IN BOTH GAMES OF DOUBLEHEADER**

Matt Carpenter vs. Chicago (NL), July 21, 2018.
Game 1, 3rd inning off Tyler Chatwood
Game 2, 7th inning off Randy Rosario

CARDINAL PITCHER WON BOTH GAMES OF DOUBLEHEADER

Mark Littell vs. Philadelphia, July 1, 1979.

CARDINAL PITCHER SAVED BOTH GAMES OF DOUBLEHEADER

Seung Hwan Oh vs. San Diego, July 20, 2016



THE LAST TIME...CARDINALS SERIES SWEEPS

Opponent	Series Description	Dates
ARIZONA	3-Game Series at Arizona.....	5/7-9/2012
	3-Game Series at St. Louis.....	5/25-27/2015
	4-Game Series at Arizona.....	8/24-27/2015
ATLANTA	3-Game Series at Atlanta.....	5/5-7/2017
	4-Game Series at Atlanta.....	9/13-15/1963* ****
	3-Game Series at St. Louis.....	9/9-11/2011
	4-Game Series at St. Louis.....	4/26-29/2010
BALTIMORE	3-Game Series at Baltimore	6/28-30/2011
CHICAGO (AL)	2-Game Series at Chicago.....	7/21-22/2015
	2-Game Series at St. Louis.....	5/1-2/2018
	3-Game Series at St. Louis.....	6/15-17/2001
CHICAGO (NL)	2-Game Series at Chicago.....	7/19-20/2004
	3-Game Series at Chicago.....	6/20-22/2016
	4-Game Series at Chicago.....	9/19-22/2019
	3-Game Series at St. Louis.....	5/31-6/2/2019
4-Game Series at St. Louis.....	9/14-17/2000	
CINCINNATI	3-Game Series at Cincinnati.....	9/19-21/2017
	4-Game Series at Cincinnati.....	4/12-15/2018
	2-Game Series at St. Louis.....	6/8-29/2005
	3-Game Series at St. Louis.....	4/20-22/2018
4-Game Series at St. Louis.....	8/13-16/2001	
COLORADO	3-Game Series at Colorado	9/24-26/2004
	3-Game Series at St. Louis.....	7/24-26/2017
	4-Game Series at St. Louis.....	8/22-25/2019
HOUSTON	2-Game Series at Houston	8/16-17/2016
	3-Game Series at Houston	4/20-22/2004
	4-Game Series at Houston	6/3-6/1968
	2-Game Series at St. Louis.....	5/18-19/2011
3-Game Series at St. Louis.....	9/18-20/2012	
4-Game Series at St. Louis.....	8/18-21/1983	
KANSAS CITY	2-Game Series at Kansas City	8/13-14/2019
	2-Game Series at St. Louis.....	8/9-10/2017
	3-Game Series at Kansas City	8/10-12/2018
3-Game Series at St. Louis.....	6/14-16/2002	
LOS ANGELES (AL)	3-Game Series at Los Angeles	5/10-12/2016
LOS ANGELES (NL)	2-Game Series at Los Angeles	7/15-16/2002
	3-Game Series at Los Angeles	8/20-22/2018
	4-Game Series at Los Angeles	7/1-4/1968
	3-Game Series at St. Louis.....	9/3-5/2004
4-Game Series at St. Louis.....	4/8-11/2019	
MIAMI	3-Game Series at Miami.....	5/8-10/2017
	4-Game Series at Miami.....	8/4-7/2011
	3-Game Series at St. Louis.....	7/5-7/2013

Opponent	Series Description	Dates
MILWAUKEE	2-Game Series at Milwaukee.....	9/23-24/2003
	3-Game Series at Milwaukee.....	9/15-17/2015
	4-Game Series at Milwaukee.....	5/2-5/2013
	2-Game Series at St. Louis.....	7/21-22/2004
3-Game Series at St. Louis.....	4/22-24/2019	
MINNESOTA	2-Game Series at St. Louis.....	6/15-16/2015
	3-Game Series at St. Louis.....	7/15-17/2001
NEW YORK (NL)	3-Game Series at New York	8/10-12/2001
	4-Game Series at New York	9/17-19/1982* **
	3-Game Series at St. Louis.....	4/21-23/2009
OAKLAND	3-Game Series at St. Louis.....	6/15-17/2004
PHILADELPHIA	3-Game Series at Philadelphia	4/3-6/2006
	4-Game Series at Philadelphia	6/30-7/2/1972
	2-Game Series at St. Louis.....	5/16-17/2011
	3-Game Series at St. Louis.....	6/9-11/2017
4-Game Series at St. Louis.....	8/4-7/1986	
PITTSBURGH	2-Game Series at Pittsburgh	4/1-3/2019
	3-Game Series at Pittsburgh	6/10-12/2016
	4-Game Series at Pittsburgh.....	7/22-25/2019
	2-Game Series at St. Louis.....	5/6-7/2009
3-Game Series at St. Louis.....	8/9-11/2019	
4-Game Series at St. Louis.....	5/7-10/2001	
SAN DIEGO	3-Game Series at San Diego	9/3-5/2001
	4-Game Series at San Diego	7/20-23/1989
	3-Game Series at St. Louis.....	5/21-23/2012
4-Game Series at St. Louis.....	7/18-21/2016*	
SEATTLE	3-Game Series at St. Louis.....	7/2-4/2004
SAN FRANCISCO	3-Game Series at San Francisco	6/17-19/1991
	4-Game Series at San Francisco	9/9-12/1993
	2-Game Series at St. Louis.....	9/15-16/2006
	3-Game Series at St. Louis.....	9/21-23/2018
4-Game Series at St. Louis.....	6/8-10/1962*	
TAMPA BAY	3-Game Series at Tampa Bay	6/17-19/2005
TORONTO	3-Game Series at St. Louis.....	6/3-5/2003
WASHINGTON	3-Game Series at Washington	4/22-24/2013
	2-Game Series at St. Louis.....	5/17-18/2010
	3-Game Series at St. Louis.....	6/13-15/2014
	4-Game Series at St. Louis.....	5/12-15/1983

*** 5-Game Series ** Includes two double-headers
 * Includes double-header **** At Milwaukee



THE LAST TIME...OPPONENT SERIES SWEEPS

Opponent	Series Description	Dates
ATLANTA	3-Game Series at Atlanta.....	10/2-4/2015*
	4-Game Series at Atlanta.....	5/16-19/1997
	3-Game Series at St. Louis.....	6/29-7/1/2018
	4-Game Series at St. Louis.....	pre-1962
BOSTON	2-Game Series at Boston.....	8/15-16/2017
	2-Game Series at St. Louis.....	5/15-17/2017
CHICAGO (AL)	2-Game Series at St. Louis.....	6/30-7/1/2015
CHICAGO (NL)	2-Game Series at Chicago.....	6/21-23/2002
	3-Game Series at Chicago.....	6/7-9/2019
	4-Game Series at Chicago.....	7/27-30/2006
	2-Game Series at St. Louis.....	4/27-28/2007
CINCINNATI	3-Game Series at St. Louis.....	9/13-15/2010
	4-Game Series at St. Louis.....	6/27-30/1929
	2-Game Series at Cincinnati.....	5/1-2/2006
	3-Game Series at Cincinnati.....	7/13-15/2011
COLORADO	4-Game Series at Cincinnati.....	6/5-8/2017
	2-Game Series at St. Louis.....	6/26-27/2001
	3-Game Series at St. Louis.....	6/5-7/2006
	4-Game Series at St. Louis.....	5/4-7/1990
DETROIT	3-Game Series at Colorado.....	7/6-8/2010
	4-Game Series at Colorado.....	7/14-17/1994
	4-Game Series at St. Louis.....	6/5-8/2009
HOUSTON	3-Game Series at Detroit.....	5/18-20/2007
HOUSTON	2-Game Series at Houston.....	5/3-4/2006
	3-Game Series at Houston.....	8/30-9/1/2010
	4-Game Series at Houston.....	9/21-24/2006
	2-Game Series at St. Louis.....	6/14-15/2016
KANSAS CITY	3-Game Series at St. Louis.....	5/11-13/2010
	3-Game Series at Kansas City.....	6/12-14/2001
	2-Game Series at St. Louis.....	6/29-30/2016
LOS ANGELES (NL)	3-Game Series at St. Louis.....	6/17-19/2008
	3-Game Series at Los Angeles.....	8/5-7/2019
	4-Game Series at Los Angeles.....	4/29-5/2/1976
	2-Game Series at St. Louis.....	7/9-10/2003
	3-Game Series at St. Louis.....	8/22-24/2011

Opponent	Series Description	Dates
MIAMI	3-Game Series at Miami.....	7/28-30/1995
	3-Game Series at St. Louis.....	8/27-29/1996
MILWAUKEE	3-Game Series at Milwaukee.....	6/10-12/2011
	4-Game Series at Milwaukee.....	4/18-21/2002
	2-Game Series at St. Louis.....	8/17-18/2010
	3-Game Series at St. Louis.....	9/24-26/2018
	4-Game Series at St. Louis.....	7/21-24/2008
MINNESOTA	2-Game Series at Minnesota.....	7/28-29/2020
NEW YORK (AL)	3-Game Series at New York.....	4/14-16/2017
NEW YORK (NL)	3-Game Series at New York.....	8/22-24/2006
	3-Game Series at St. Louis.....	4/1-4/2007
	4-Game Series at St. Louis.....	4/24-27/1986
OAKLAND	2-Game Series at Oakland.....	8/3-4/2019
	2-Game Series at St. Louis.....	6/25-26/2019
PHILADELPHIA	3-Game Series at Philadelphia.....	8/15-17/2003
	4-Game Series at Philadelphia.....	pre-1962
	2-Game Series at St. Louis.....	5/4-5/2009
	3-Game Series at St. Louis.....	8/1-3/2006
	4-Game Series at St. Louis.....	pre-1962
PITTSBURGH	3-Game Series at St. Louis.....	5/27-29/1991
	4-Game Series at St. Louis.....	7/3-6/1997
	2-Game Series at St. Louis.....	*8/27/2020
	3-Game Series at Pittsburgh.....	4/27-29/2018
	4-Game Series at Pittsburgh.....	7/30-8/2/1992
SAN DIEGO	2-Game Series at St. Louis.....	5/18-20/2007
	3-Game Series at San Diego.....	9/10-12/2012
	3-Game Series at St. Louis.....	5/23-25/1980
SAN FRANCISCO	2-Game Series at San Francisco.....	4/18-19/2007
	3-Game Series at San Francisco.....	6/29-7/1/2001
	4-Game Series at San Francisco.....	7/24-26/1987
	3-Game Series at St. Louis.....	6/5-7/1998
	4-Game Series at St. Louis.....	5/6-9/1912 #
TAMPA BAY	2-Game Series at St. Louis.....	7/22-23/2014
TEXAS	3-Game Series at St. Louis.....	6/17-19/2016
TORONTO	3-Game Series at St. Louis.....	6/24-26/2011
WASHINGTON	3-Game Series at Washington.....	6/14-16/2011
	4-Game Series at Montreal.....	4/25-28/1985
	3-Game Series at St. Louis.....	4/29-5/1/2016

* Includes double-header # New York Giants



BUSCH STADIUM III HIGHS AND LOWS

Most Runs - Cards & Opp.	24 , twice. Last: 9/17/07 (PHI 13, STL 11)
Most Runs - Cards	18 , 8/22/08 vs. ATL
Most Runs - Opp.	20 , 6/13/08 vs. PHI
Fewest Runs - Cards & Opp.	1 , 18 times. Last: 9/3/19 vs. SF
Most Hits - Cards & Opp.	36 , 8/22/08 (STL 26, ATL 10)
Most Hits - Cards & Opp (Extra Inn.)
.....	35 , 6/2/06 (STL 19, CHI 16), 14 inn.
Most Hits - Cards	26 , 8/22/08 vs. ATL (8 inn.)
Most Hits - Opp.	23 , 9/20/07 vs. HOU
Fewest Hits - Cards & Opp.	5 , twice. Last: 8/5/16 (STL 2, ATL 3)
Fewest Hits - Cards	1 , 3 times. Last: 9/12/16 vs. CHI
Fewest Hits - Opp.	1 , 7 times. Last: 8/19/19 vs. MIL
Most Extra Base Hits - Cards & Opp.	14 , twice. Last: 6/6/18 (MIA 10, STL 4)
Most Extra Base Hits - Cards
.....	10 , twice. Last: 4/11/16 vs. MIL (8 2B, 2 3B)
Most Extra Base Hits - Opp.
.....	10 : 6/6/18 vs. MIA (6 2B, 1 3B, 3 HR)
Most Home Runs - Cards & Opp.
.....	7 , 3 times. Last: 9/27/16 (STL 5, CIN 2)
Most Home Runs - Cards	6 , 4/15/16 vs. CIN
Most Home Runs - Opp.	5 , 5 times. Last: 4/26/19 vs. CIN
Most Singles - Cards & Opp.	28 , 8/22/08 (STL 21, ATL 7)
Most Singles - Cards	21 , 8/22/08 vs. ATL (8 inn.)
Most Singles - Opp.	17 , 3 times. Last: 9/26/16 vs. CIN
Most Doubles - Cards & Opp.	11 , 8/30/06 (STL 8, FLA 3)
Most Doubles - Cards	9 , 7/21/12 vs. CHI
Most Doubles - Opp.	9 , 4/16/16 vs. CIN

Most Triples - Cards & Opp.
.....	3 , four times. Last: 9/26/17 vs. CHI (STL 2, CHI 1)
Most Triples - Cards	3 , 9/26/08 vs. CIN
Most Triples - Opp.	2 , nine times. Last: 6/1/18 vs. PIT
Most Strikeouts - Cards & Opp.	28 , 9/28/17 (STL 17, CHI 11)
Most Strikeouts - Cards & Opp (Extra)
.....	35 , 4/17/10 (STL 19, NYM 16), 20 inn.
Most Strikeouts - Cards	17 , three times. Last: 9/28/17 vs. CHI
Most Strikeouts - Cards (Extra Inn.)	19 , 4/17/10 vs. NYM, 20 inn.
Most Strikeouts - Opp.	17 , 9/14/19 vs. MIL
Most Strikeouts - Opp. (Extra Inn.)	19 , 8/19/12 vs. PIT, 19 inn.
Most Walks - Cards & Opp.	16 , 4/6/19 (SD 10, STL 6)
Most Walks - Cards & Opp. (Extra Inn.)
.....	19 , 4/17/10 (STL 11, NYM 8)
Most Walks - Cards	12 , 4/8/17 vs. CIN
Most Walks - Cards (Extra Inn.)	11 , 4/17/10 vs. NYM, 20 inn.
Most Walks - Opp.	11 , twice. Last: 5/18/09 vs. MIL
Most Walks - Opp. (Extra Inn.)	13 , 7/19/15 vs. NYM, 18 inn.
Most Errors - Cards & Opp.	5 , six times. Last: 5/4/11 (STL 4, FLA 1)
Most Errors - Cards	4 , seven times. Last: 9/22/18 vs. SF
Most Errors - Opp.	4 , 5/1/12 vs. PIT
Shortest Nine-Inning Game, Time	1:54 , 9/1/06 vs. PIT
Longest Nine-Inning Game, Time	4:05 , 9/4/19 vs. SF
Longest Extra-Inning Game	6:53 , 4/17/10 vs. NYM, 20 inn.

CARDINALS LEADERS AT BUSCH STADIUM III

BATTING:

GAMES	
1. Yadier Molina.....	942
2. Matt Carpenter.....	603
3. Matt Holliday.....	502
4. Albert Pujols.....	456
5. Kolten Wong.....	432

HITS	
1. Yadier Molina.....	931
2. Matt Carpenter.....	564
3. Albert Pujols.....	539
4. Matt Holliday.....	523
5. Jon Jay.....	340

TRIPLES	
1. Matt Carpenter.....	15
2. Kolten Wong.....	11
3. Daniel Descalso.....	7
Jon Jay.....	7
5. Colby Rasmus.....	6
Skip Schumaker.....	6

RUNS	
1. Matt Carpenter.....	368
2. Yadier Molina.....	328
3. Albert Pujols.....	312
3. Matt Holliday.....	296
5. Jon Jay.....	176

DOUBLES	
1. Yadier Molina.....	177
2. Matt Carpenter.....	155
3. Matt Holliday.....	125
4. Albert Pujols.....	123
5. Allen Craig.....	63

RUNS BATTED IN	
1. Yadier Molina.....	418
2. Albert Pujols.....	356
3. Matt Holliday.....	323
4. Matt Carpenter.....	269
5. Allen Craig.....	148

PITCHING:

GAMES	
1. Adam Wainwright.....	198
2. Trevor Rosenthal.....	184
3. Jason Motte.....	160
4. Ryan Franklin.....	146
5. Kevin Siegrist.....	134

INNINGS PITCHED	
1. Adam Wainwright.....	1146.1
2. Jaime Garcia.....	490.0
3. Lance Lynn.....	484.0
4. Chris Carpenter.....	476.1
5. Michael Wacha.....	449.2

STRIKEOUTS	
1. Adam Wainwright.....	948
2. Lance Lynn.....	444
3. Carlos Martinez.....	420
4. Jaime Garcia.....	408
5. Michael Wacha.....	403

GAMES STARTED	
1. Adam Wainwright.....	167
2. Jaime Garcia.....	77
Lance Lynn.....	77
4. Michael Wacha.....	76
5. Kyle Lohse.....	70

WINS	
1. Adam Wainwright.....	90
2. Lance Lynn.....	40
3. Jaime Garcia.....	34
4. Chris Carpenter.....	32
5. Michael Wacha.....	31

SAVES	
1. Trevor Rosenthal.....	65
2. Ryan Franklin.....	46
3. Jason Isringhausen.....	43
4. Jason Motte.....	32
5. Edward Mujica.....	22



BUSCH STADIUM III HOME RUN HISTORY

BY TYPE

Total	2,072
Solo	1,175
2-Run.....	599
3-Run.....	243
Grand Slams	55
<i>Last: Matt Davidson, CIN, 8/21/20</i>	
Leadoff	35
<i>Last: Josh VanMeter, CIN, 8/31/19 (2)</i>	
Pinch Hit.....	68
<i>Last: Ryan McBroom, KC, 8/26/20</i>	
Extra Inning	44
<i>Last: JT Riddle, MIA, 6/20/19 (11th)</i>	
Inside-the-Park.....	2
<i>Last: Adam Frazier (PIT), 9/9/17</i>	
Walk-Off/Game-Ending	35
<i>Last: Paul Goldschmidt (STL), 6/19/19 (11th)</i>	

HOME RUN LEADERS

1. Albert Pujols	110
2. Matt Holliday.....	88
3. Matt Carpenter	66
4. Yadier Molina	59
5. Randal Grichuk.....	37

MOST HOMERS - VISITORS

1. Joey Votto.....	15
Ryan Braun	15
3. Jay Bruce.....	13
Ryan Howard.....	13
5. Anthony Rizzo.....	12
Aramis Ramirez.....	12

By Righthanded Batters	1,310
By Lefthanded Batters	762

Home run research by John Labombarda of Elias Sports Bureau and David Vincent of SABR.



Paul Goldschmidt hit the 35th walk-off home run in Busch Stadium III history on June 19, 2019, coming in the 11th inning against the Miami Marlins. It marked the Cardinals lone walk-off home run of the 2019 season and the fifth of Goldschmidt's Major League career.

BUSCH STADIUM II HOME RUN HISTORY

BY TYPE

Solo	2,442
2-Run.....	1,277
3-Run.....	491
Grand Slams	106
<i>Last: David Eckstein, STL, 8/7/05</i>	
Leadoff	72
<i>Last: Mark Grudzielanek vs. MIL, 4/27/05</i>	
Pinch Hit.....	136
<i>Last: Chris Duncan vs. CIN, 10/2/05</i>	
Extra Inning	99
<i>Last: Neifi Perez, CHI, 7/24/05 (10th)</i>	
Inside-the-Park.....	36
<i>Last: Brant Brown, PIT, 5/9/99</i>	

HOME RUN LEADERS

1. Ray Lankford	123
2. Mark McGwire	119
3. Jim Edmonds.....	111
4. Albert Pujols	94
5. Ted Simmons	81

MOST HOMERS - CARDINALS

1. Ray Lankford	122
2. Mark McGwire	119
3. Jim Edmonds.....	111
4. Albert Pujols	94
5. Ted Simmons	81

MOST HOMERS - VISITORS

1. Mike Schmidt.....	27
2. Sammy Sosa.....	19
Willie Stargell.....	19
4. Andre Dawson.....	17
Brian Giles.....	17

By Righthanded Batters	2,427
By Lefthanded Batters	1,889



LONGEST CARDINAL HOME RUNS AT BUSCH STADIUM III

Distance	Player	Date/Opp.	Inning	Location
478 ft.	Randal Grichuk	6/25/17 vs. Pittsburgh	6	Left Field Upper Deck
477 ft.	Brandon Moss	6/30/16 vs. Kansas City	4	2 Rows Under RF Scoreboard
469 ft.	Matt Holliday	7/20/12 vs. Chicago Cubs	3	Left Centerfield Beyond Bleachers
467 ft.	Matt Holliday	9/12/14 vs. Colorado	1	Big Mac Land
465 ft.	Albert Pujols	8/14/11 vs. Colorado	1	Left Field Light Tower

LONGEST OPPONENT HOME RUNS AT BUSCH STADIUM III

Distance	Player, Club	Date	Inning	Location
489 ft.	Keon Broxton, Milwaukee	6/15/17	2	Left Centerfield Bleachers
466 ft.	J.D. Martinez, Arizona	7/29/17	4	Left Centerfield Bleachers
463 ft.	Yoenis Cespedes, New York Mets	4/24/18	5	Left Field Bleachers Over Bullpen
456 ft.	Jay Bruce, Cincinnati	9/22/15	1	Right Field Bleachers Over Bullpen
456 ft.	Paul Goldschmidt, Arizona	8/16/12	9	Left Centerfield Bleachers



On June 25, 2017 against the Pittsburgh Pirates off Chad Kuhl, Randal Grichuk hit a home run estimated at 478 feet in the 6th inning. This marked the longest home run hit by a Cardinals player at Busch Stadium III.

LONGEST CARDINAL HOME RUNS AT BUSCH STADIUM II

Distance	Player	Date/Opp.	Inning	Location
545 ft.	Mark McGwire	5/16/98 vs. Florida	4	CF Post-Dispatch signage
527 ft.	Mark McGwire	5/12/98 vs. Milwaukee	5	LCF upper deck
517 ft.	Mark McGwire	9/16/97 vs. Los Angeles	1	Facade above LF scoreboard
514 ft.	J.D. Drew	5/16/03 vs. Chicago	5	Top of RF Diamondvision
511 ft.	Mark McGwire	7/17/98 vs. Los Angeles	1	LF upper deck

LONGEST OPPONENT HOME RUNS AT BUSCH STADIUM II

Distance	Player, Club	Date	Inning	Location
492 ft.	Wily Mo Pena, Cincinnati	6/29/05	2	CF Batter's Eye
472 ft.	Ryan Klesko, San Diego	8/29/01	2	RF tunnel, past Power Alley
470 ft.	Richard Hidalgo, New York	8/6/04	9	LF scoreboard
468 ft.	Pete Incaviglia, Philadelphia	5/25/94	6	
468 ft.	Henry Rodriguez, Montreal	4/8/96	5	RF scoreboard



Mark McGwire hit four of the five longest home runs at Busch Stadium II including the longest home run, estimated at 545 feet, off Livan Hernandez of the Florida Marlins on May 16, 1998. The home run was McGwire's 16th of a record setting 70 during the 1998 "Great Home Run Race."



N.L. MOST VALUABLE PLAYER AWARD (20)

1925*Rogers Hornsby-2b
1926*Bob O'Farrell-c
1928*Jim Bottomley-1b
1931Frankie Frisch-2b
1934Dizzy Dean-p
1937Joe Medwick-of
1942Mort Cooper-p
1943Stan Musial-of
1944Marty Marion-ss
1946Stan Musial-1b
1948Stan Musial-of
1964Ken Boyer-3b

1967Orlando Cepeda-1b
1968Bob Gibson-p
1971Joe Torre-3b
1979**Keith Hernandez-1b
1985Willie McGee-of
2005Albert Pujols-1b
2008Albert Pujols-1b
2009Albert Pujols-1b

* Prior to 1931, the League gave an award that reflected what the MVP is today
 **Co-recipient with Pittsburgh's Willie Stargell

CARDINALS WHO FINISHED IN TOP 10 IN N.L. MVP VOTING

Year	Player (Rank)
1931	Frankie Frisch (1) , Chick Hafey (5), Jimmie Wilson (6), Sparky Adams (9)
1933	Pepper Martin (5), Dizzy Dean (7)
1934	Dizzy Dean (1) , Rip Collins (6), Paul Dean (T9)
1935	Dizzy Dean (2), Joe Medwick (5), Pepper Martin (10)
1936	Dizzy Dean (2), Joe Medwick (4), Leo Durocher (10)
1937	Joe Medwick (1) , Johnny Mize (10)
1939	Johnny Mize (2), Curt Davis (5), Jimmy Brown (6), Joe Medwick (7)
1940	Johnny Mize (2)
1941	Jimmy Brown (4), Ernie White (6), Johnny Hopp (8), Johnny Mize (9)
1942	Mort Cooper (1) , Enos Slaughter (2), Marty Marion (7)
1943	Stan Musial (1) , Walker Cooper (2), Mort Cooper (5)
1944	Marty Marion (1) , Stan Musial (4), Walker Cooper (8), Mort Cooper (9)
1945	Whitey Kurowski (5), Marty Marion (8)
1946	Stan Musial (1) , Enos Slaughter (3), Howie Pollet (4)
1947	Whitey Kurowski (T9)
1948	Stan Musial (1) , Enos Slaughter (T7)
1949	Stan Musial (2), Enos Slaughter (3), Red Schoendienst (10)
1950	Stan Musial (2)
1951	Stan Musial (2)
1952	Stan Musial (5), Enos Slaughter(6), Red Schoendienst (T10)
1953	Red Schoendienst (4), Stan Musial (8)
1954	Stan Musial (6)
1955	Stan Musial (8)
1956	Stan Musial (9)
1957	Stan Musial (2)
1959	Ken Boyer (10)
1960	Lindy McDaniel (5), Ken Boyer (T6), Ernie Broglio (9)
1961	Ken Boyer (7)
1962	Stan Musial (10)
1963	Dick Groat (2), Bill White (7)
1964	Ken Boyer (1) , Bill White (3), Lou Brock (10)
1967	Orlando Cepeda (1) , Tim McCarver (2), Lou Brock (7), Julian Javier (9)
1968	Bob Gibson (1) , Curt Flood (4), Lou Brock (6), Mike Shannon (7)

Year	Player (Rank)
1970	Bob Gibson (4)
1971	Joe Torre (1)
1972	Ted Simmons (T10)
1973	Lou Brock (6)
1974	Lou Brock (2)
1975	Ted Simmons (6), Al Hrabosky (8)
1977	Ted Simmons (9)
1979	Keith Hernandez (T1)
1980	George Hendrick (8)
1981	Bruce Sutter (8)
1982	Lonnie Smith (2) Bruce Sutter (5)
1984	Bruce Sutter (6)
1985	Willie McGee (1) , Tommy Herr (5), John Tudor (T8), Jack Clark (10)
1987	Ozzie Smith (2), Jack Clark (3)
1989	Pedro Guerrero (3)
1991	Lee Smith (8)
1996	Brian Jordan (8)
1998	Mark McGwire (2)
1999	Mark McGwire (5)
2000	Jim Edmonds (4)
2001	Albert Pujols (4)
2002	Albert Pujols (2)
2003	Albert Pujols (2)
2004	Albert Pujols (3), Scott Rolen (4), Jim Edmonds (5)
2005	Albert Pujols (1) , Chris Carpenter (8)
2006	Albert Pujols (2)
2007	Albert Pujols (9)
2008	Albert Pujols (1)
2009	Albert Pujols (1)
2010	Albert Pujols (2)
2011	Albert Pujols (5), Lance Berkman (7)
2012	Yadier Molina (4)
2013	Yadier Molina (3), Matt Carpenter (4)
2014	Adam Wainwright (8)
2018	Matt Carpenter (9)

Most N.L. top-10 finishes: 14, by Stan Musial.
 Most seasons receiving MVP votes: 18, by Stan Musial.
 Most Cardinals receiving MVP votes in one year: 12 in 1941.

HISTORY



CY YOUNG AWARD (3)

1968.....	Bob Gibson	2005.....	Chris Carpenter
1970.....	Bob Gibson		

N.L. ROOKIE OF THE YEAR AWARD (BBWAA) (6)

1954.....	Wally Moon-of	1985.....	Vince Coleman -of
1955.....	Bill Virdon-of	1986.....	Todd Worrell-p
1974.....	Bake McBride-of	2001.....	Albert Pujols-3b/of

LOUISVILLE SLUGGER SILVER SLUGGER TEAM (29)

Team selected at the conclusion of the season in a poll of N.L. managers and coaches

1980.....	Bob Forsch-p, George Hendrick-of, Keith Hernandez-1b, Ted Simmons-c, Garry Templeton-ss	2003.....	Albert Pujols-of, Edgar Renteria-ss
1983.....	George Hendrick-1b	2004.....	Jim Edmonds-of, Albert Pujols-1b
1985.....	Jack Clark-1b, Willie McGee-of	2005.....	Jason Marquis-p
1987.....	Jack Clark-1b, Bob Forsch-p, Ozzie Smith-ss	2008.....	Ryan Ludwick-of, Albert Pujols-1b
1998.....	Mark McGwire-1b	2009.....	Albert Pujols-1b
2000.....	Edgar Renteria-ss	2010.....	Matt Holliday-lf, Albert Pujols-1b
2001.....	Albert Pujols-3b	2013.....	Yadier Molina-c, Matt Carpenter-2b
2002.....	Edgar Renteria-ss, Scott Rolen-3b	2017.....	Adam Wainwright, p

RAWLINGS GOLD GLOVE AWARD WINNERS (91)

Selected at the conclusion of the season in a poll of N.L. managers and coaches (1958-2019)

1958.....	Ken Boyer-3b	1988.....	Ozzie Smith-ss
1959.....	Ken Boyer-3b	1989.....	Terry Pendleton-3b, Ozzie Smith-ss
1960.....	Bill White-1b, Ken Boyer-3b	1990.....	Ozzie Smith-ss
1961.....	Bill White-1b, Ken Boyer-3b	1991.....	Tom Pagnozzi-c, Ozzie Smith-ss
1962.....	Bobby Shantz-p, Bill White-1b	1992.....	Tom Pagnozzi-c, Ozzie Smith-ss
1963.....	Bobby Shantz-p, Bill White-1b, Ken Boyer-3b, Curt Flood-of	1994.....	Tom Pagnozzi-c
1964.....	Bill White-1b, Curt Flood-of	2000.....	Jim Edmonds-of, Mike Matheny-c
1965.....	Bob Gibson-p, Bill White-1b, Curt Flood-of	2001.....	Jim Edmonds-of, Fernando Vina-2b
1966.....	Bob Gibson-p, Curt Flood-of	2002.....	Jim Edmonds-of, Edgar Renteria-ss, Scott Rolen-3b, Fernando Vina-2b
1967.....	Bob Gibson-p, Curt Flood-of	2003.....	Jim Edmonds-of, Mike Matheny-c, Edgar Renteria-ss, Scott Rolen-3b
1968.....	Bob Gibson-p, Dal Maxvill-ss, Curt Flood-of	2004.....	Jim Edmonds-of, Mike Matheny, c, Scott Rolen-3b
1969.....	Bob Gibson-p, Curt Flood-of	2005.....	Jim Edmonds-of
1970.....	Bob Gibson-p	2006.....	Albert Pujols-1b, Scott Rolen-3b
1971.....	Bob Gibson-p	2008.....	Yadier Molina-c
1972.....	Bob Gibson-p	2009.....	Yadier Molina-c, Adam Wainwright-p
1973.....	Bob Gibson-p	2010.....	Yadier Molina-c, Albert Pujols-1b
1975.....	Ken Reitz-3b	2011.....	Yadier Molina-c*
1978.....	Keith Hernandez-1b	2012.....	Yadier Molina-c*
1979.....	Keith Hernandez-1b	2013.....	Yadier Molina-c, Adam Wainwright-p
1980.....	Keith Hernandez-1b	2014.....	Yadier Molina-c*
1981.....	Keith Hernandez-1b	2015.....	Jason Heyward-of, Yadier Molina-c*
1982.....	Keith Hernandez-1b, Ozzie Smith-ss	2018.....	Yadier Molina-c
1983.....	Keith Hernandez-1b, Willie McGee-of, Ozzie Smith-ss	2019.....	Kolten Wong-2b
1984.....	Joaquin Andujar-p, Ozzie Smith-ss	2020.....	Kolten Wong-2b, Tyler O'Neill-lf
1985.....	Willie McGee-of, Ozzie Smith-ss		
1986.....	Willie McGee-of, Ozzie Smith-ss		
1987.....	Terry Pendleton-3b, Ozzie Smith-ss		

* Platinum Glove Award est. 2011, given to the best defensive player of the year from each league.

ROLAIDS RELIEF MAN AWARD (7)

1981.....	Bruce Sutter	1991.....	Lee Smith
1982.....	Bruce Sutter	1992.....	Lee Smith
1984.....	Bruce Sutter	1995.....	Tom Henke
1986.....	Todd Worrell		

BBWAA N.L. MANAGER OF THE YEAR AWARD (3)

1985.....	Whitey Herzog	2019.....	Mike Shildt
2002.....	Tony La Russa		



SPORTS ILLUSTRATED'S SPORTSMAN OF THE YEAR (2)

1957..... Stan Musial	1998..... *Mark McGwire *co-winner with Chicago Cubs' Sammy Sosa
-----------------------	---

THE SPORTING NEWS MAJOR LEAGUE EXECUTIVE OF THE YEAR (7)

1936..... Branch Rickey	1964..... Bing Devine
1942..... Branch Rickey	2000..... Walt Jocketty
1957..... Frank Lane	2004..... Walt Jocketty
1963..... Bing Devine	

THE SPORTING NEWS MAJOR LEAGUE PLAYER OF THE YEAR (9)

1944..... Marty Marion	1974..... Lou Brock
1946..... Stan Musial	2003..... Albert Pujols
1951..... Stan Musial	2008..... Albert Pujols
1964..... Ken Boyer	2009..... Albert Pujols
1971..... Joe Torre	

THE SPORTING NEWS MAN/SPORTSMAN OF THE YEAR (4)

1974..... Lou Brock	1997..... Mark McGwire
1982..... Whitey Herzog	1998..... *Mark McGwire *co-winner with Chicago Cubs' Sammy Sosa

THE SPORTING NEWS N.L. ALL-STAR TEAM

Team selected at the conclusion of the season in a poll of N.L. players

1925..... Jim Bottomley-1b, Rogers Hornsby-2b	1969..... Steve Carlton-p
1926..... Rogers Hornsby-2b, Bob O'Farrell-c, Grover Alexander-p	1970..... Bob Gibson-p
1930..... Frank Frisch-2b	1971..... Steve Carlton-p, Joe Torre-3b
1931..... Frank Frisch-2b	1974..... Lou Brock-of
1934..... Dizzy Dean-p	1977..... Garry Templeton-ss, Ted Simmons-c
1935..... Joe Medwick-of, Pepper Martin-3b, Dizzy Dean-p	1978..... Ted Simmons-c
1936..... Joe Medwick-of, Dizzy Dean-p	1979..... Keith Hernandez-1b, Ted Simmons-c, Garry Templeton-ss
1937..... Joe Medwick-of	1980..... George Hendrick-of, Keith Hernandez-1b, Garry Templeton-ss
1938..... Joe Medwick-of	1982..... Ozzie Smith-ss, Lonnie Smith-of
1939..... Joe Medwick-of	1983..... George Hendrick-1b
1942..... Enos Slaughter-of, Mort Cooper-p	1984..... Ozzie Smith-ss
1943..... Stan Musial-of, Walker Cooper-c, Mort Cooper-p	1985..... Tom Herr-2b, Willie McGee-of, Ozzie Smith-ss, John Tudor-p
1944..... Stan Musial-of, Ray Sanders-1b, Marty Marion-ss, Walker Cooper-c, Mort Cooper-p	1986..... Ozzie Smith-ss
1945..... Marty Marion-ss, Whitey Kurowski-3b	1987..... Jack Clark-1b, Ozzie Smith-ss
1946..... Enos Slaughter-of, Stan Musial-1b	1991..... Lee Smith-p
1948..... Stan Musial-of, Harry Brecheen-p	1998..... Mark McGwire-1b
1949..... Stan Musial-of	2000..... Edgar Renteria-ss
1950..... Stan Musial-of	2002..... Edgar Renteria-ss, Scott Rolen-3b
1951..... Stan Musial-of	2003... Albert Pujols-of, Edgar Renteria-ss, Scott Rolen-3b
1952..... Stan Musial-of	2004..... Jim Edmonds-of, Albert Pujols-1b, Edgar Renteria-ss, Scott Rolen-3b
1953..... Stan Musial-of, Red Schoendienst-2b	2005..... Chris Carpenter-p, Albert Pujols-1b
1954..... Stan Musial-of	2006..... Chris Carpenter-p
1956..... Ken Boyer-3b	2008..... Ryan Ludwick-of, Albert Pujols-1b
1957..... Stan Musial-1b	2009..... Ryan Franklin-rhp, Yadier Molina-c, Albert Pujols-1b
1958..... Stan Musial-1b	2010..... Matt Holliday-of
1960..... Ernie Broglio-p	2012..... Matt Holliday-of
1961..... Ken Boyer-3b	2013..... Yadier Molina-c, Matt Carpenter-2b
1962..... Ken Boyer-3b	2014..... Jhonny Peralta-ss
1963..... Bill White-1b, Ken Boyer-3b, Dick Groat-ss	
1964..... Bill White-1b, Ken Boyer-3b, Dick Groat-ss	
1967..... Orlando Cepeda-1b, Tim McCarver-c	
1968..... Curt Flood-of, Bob Gibson-p	



DARRYL KILE AWARD

At its annual dinner in January of 2003, the St. Louis Chapter of the Baseball Writers Association of America announced the creation of the Darryl Kile Award. It is given annually to the Cardinal player, by vote of his teammates, who demonstrates the qualities that Darryl brought to the clubhouse every day: those of a good teammate, a great friend, a fine father and a humble man.

A veteran of 331 big league starts, Darryl was never on the disabled list at the Major League level and prided himself on never missing a start. The award was not given in 2002 in honor of Darryl.



**MIKE
MATHENY**
2003



**WOODY
WILLIAMS**
2004



**CAL
ELDRED**
2005



**CHRIS
CARPENTER**
2006



**RUSS
SPRINGER**
2007



**ADAM
WAINWRIGHT**
2008



**SKIP
SCHUMAKER**
2009



**MATT
HOLLIDAY**
2010



**LANCE
BERKMAN**
2011



**JAKE
WESTBROOK**
2012



**JASON
MOTTE**
2013



**MARK
ELLIS**
2014



**YADIER
MOLINA**
2015



**JONATHAN
BROXTON**
2016



**ZACH
DUKE**
2017



**MILES
MIKOLAS**
2018



**PAUL
GOLDSCHMIDT**
2019

ROBERTO CLEMENTE AWARD



1974
LOU BROCK



2013
CARLOS BELTRAN



1995
OZZIE SMITH



2008
ALBERT PUJOLS



2018 YADIER MOLINA



Honoring his outstanding relief efforts in Puerto Rico, Yadier Molina's family accepts the 2018 Roberto Clemente Award before Game 2 of the World Series, October 24, 2018.



TALE OF 10,000 TRIUMPHS

On June 25, 2018, the St. Louis Cardinals won their 10,000th regular-season game as a member of the National League with a 4-0 victory over the Cleveland Indians at Busch Stadium.

The Cardinals became the sixth N.L. franchise to reach that plateau, following the Braves, Cubs, Dodgers, Giants, and Pirates. The Yankees also boast 10,000 wins.

After playing in the American Association from 1881-91, St. Louis became a charter member of the newly reorganized N.L. in 1892. The club was known as the Browns (1892-98) and Perfectos (1899) before becoming the Cardinals in 1900.

Win No. 1

April 15, 1892
St. Louis Browns 9, Pittsburgh Pirates 3
Sportsman's Park
Manager: Jack Glasscock
Winning Pitcher: N/A

Win No. 1,000

June 2, 1910
St. Louis Cardinals 4, Philadelphia Phillies 3
Baker Bowl
Manager: Roger Bresnahan
Winning Pitcher: Johnny Lush

Win No. 2,000

August 4, 1924
St. Louis Cardinals 4, Boston Braves 1
Braves Field
Manager: Branch Rickey
Winning Pitcher: Leo Dickerman

Win No. 3,000

May 2, 1936
St. Louis Cardinals 4, Brooklyn Dodgers 0
Sportsman's Park
Manager: Frankie Frisch
Winning Pitcher: Bill Walker

Win No. 4,000

September 8, 1946 – Game 1
St. Louis Cardinals 5, Pittsburgh Pirates 4 (11 inn)
Sportsman's Park
Manager: Eddie Dyer
Winning Pitcher: Red Munger

Win No. 5,000

May 15, 1959
St. Louis Cardinals 8, Philadelphia Phillies 2
Busch Stadium I
Manager: Solly Hemus
Winning Pitcher: Vinegar Bend Mizell



Win No. 6,000

August 17, 1970
St. Louis Cardinals 11, Los Angeles Dodgers 8
Busch Stadium II
Manager: Red Schoendienst
Winning Pitcher: Bob Gibson

Win No. 7,000

June 17, 1983
St. Louis Cardinals 7, Chicago Cubs 2
Busch Stadium II
Manager: Whitey Herzog
Winning Pitcher: Bob Forsch

Win No. 8,000

September 12, 1995
St. Louis Cardinals 10, San Francisco Giants 4
Busch Stadium II
Manager: Mike Jorgensen
Winning Pitcher: Rich DeLucia

Win No. 9,000

May 14, 2007
St. Louis Cardinals 8, Los Angeles 4
Dodger Stadium
Manager: Tony La Russa
Winning Pitcher: Brad Thompson

Win No. 10,000

June 25, 2018
St. Louis Cardinals 4, Cleveland Indians 0
Busch Stadium III
Manager: Mike Matheny
Winning Pitcher: John Gant



CARDINALS SELECTED FOR ALL-STAR GAME

1933	Frank Frisch- 2b, Bill Hallahan-p, Pepper Martin-3b, Jim Wilson-c
1934	Dizzy Dean-p, Frank Frisch-2b, Pepper Martin-3b, Joe Medwick-of
1935	Frank Frisch-manager and 2b, Rip Collins-1b, Dizzy Dean-p, Pepper Martin-3b, Joe Medwick-of, Bill Walker-p, Burgess Whitehead-2b
1936	Rip Collins-1b, Dizzy Dean-p, Leo Durocher-ss, Stu Martin-2b, Joe Medwick-of
1937	Dizzy Dean-p, Pepper Martin-of, Joe Medwick-of, Johnny Mize-1b
1938	Joe Medwick-of
1939	Curt Davis-p, Joe Medwick-of, Johnny Mize-1b, Terry Moore-of, Lon Warneke-p
1940	Johnny Mize-1b, Terry Moore-of
1941	Johnny Mize-1b, Terry Moore-of, Enos Slaughter-of, Lon Warneke-p
1942	Jim Brown-2b, Mort Cooper-p, Walker Cooper-c, Terry Moore-of, Enos Slaughter-of
1943	Billy Southworth-manager, Mort Cooper-p, Walker Cooper-c, Whitey Kurowski-3b, Max Lanier-p, Marty Marion-ss, Stan Musial-of, Howie Pollet-p, Harry Walker-of
1944	Billy Southworth-manager, Walker Cooper-c, Whitey Kurowski-3b, Max Lanier-p, Marty Marion-ss, Red Munger-p, Stan Musial-of
1945	No game
1946	Whitey Kurowski-3b, Marty Marion-ss, Stan Musial-of, Howie Pollet-p, Red Schoendienst-2b, Enos Slaughter-of
1947	Eddie Dyer-manager, Harry Brecheen-p, ^Whitey Kurowski-3b, Marty Marion-ss, Red Munger-p, Stan Musial-1b, Enos Slaughter-of
1948	Harry Brecheen-p, Marty Marion-ss, Stan Musial-of, Red Schoendienst-2b, Enos Slaughter-of
1949	Eddie Kazak*-3b, Marty Marion-ss, Red Munger-p, Stan Musial-of, Howie Pollet-p, Red Schoendienst-2b, Enos Slaughter-of
1950	Marty Marion-ss, Stan Musial-1b, Red Schoendienst-2b, Enos Slaughter-of
1951	Stan Musial-of, Red Schoendienst-2b, Enos Slaughter-of, Wally Westlake-of
1952	Stan Musial-of, Red Schoendienst-2b, Enos Slaughter-of, Gerry Staley-p
1953	Harvey Haddix*-p, Stan Musial-of, Del Rice-c, Red Schoendienst-2b, Enos Slaughter-of,
1954	Harvey Haddix-p, Ray Jablonski-3b, Stan Musial-of, Red Schoendienst-2b
1955	Luis Arroyo*-p, Harvey Haddix-p, Stan Musial-1b, Red Schoendienst-2b
1956	Ken Boyer-3b, Stan Musial-of, Rip Repulski-of
1957	Larry Jackson-p, Wally Moon-of, Stan Musial-1b, Hal Smith-c
1958	Don Blasingame-2b, Larry Jackson-p, Stan Musial-1b

1959	(1st Game) Ken Boyer-3b, Joe Cunningham-of, Wilmer Mizell-p, Stan Musial-1b, Hal Smith-c, Bill White-of (2nd Game) Ken Boyer-3b, Joe Cunningham-of, Wilmer Mizell-p, Stan Musial-1b, Hal Smith-c
1960	(Both Games) Ken Boyer-3b, Larry Jackson-p, Lindy McDaniel-p, Stan Musial-of, Bill White-1b
1961	(Both Games) Ken Boyer-3b, Stan Musial-of, Bill White-1b
1962	(Both Games) Ken Boyer-3b, Bob Gibson-p, Stan Musial-of
1963	Ken Boyer-3b, Dick Groat-ss, ^Julian Javier-2b, Stan Musial-of, Bill White-1b
1964	Ken Boyer-3b, Curt Flood-of, Dick Groat-ss, Bill White-1b
1965	Bob Gibson-p
1966	Curt Flood-of, Bob Gibson-p, Tim McCarver-c
1967	Lou Brock-of, Orlando Cepeda-1b, Bob Gibson-p, Tim McCarver-c
1968	Red Schoendienst-manager, Steve Carlton-p, Curt Flood-of, Bob Gibson-p, Julian Javier-2b
1969	Red Schoendienst-manager, Steve Carlton-p, Bob Gibson-p
1970	Rich Allen-1b, Bob Gibson-p, Joe Torre-c
1971	Joe Torre-3b, Steve Carlton-p, Lou Brock of
1972	Bob Gibson-p, Lou Brock-of, Joe Torre-3b, Ted Simmons-c, Red Schoendienst-coach
1973	Rick Wise-p, Joe Torre-3b, Ted Simmons-c
1974	Ted Simmons-c, Lou Brock-of, Reggie Smith-of, Lynn McGlothen-p, Red Schoendienst-coach
1975	Lou Brock-of, Reggie Smith-of, Red Schoendienst-coach
1976	Bake McBride-of
1977	Ted Simmons-c, Garry Templeton-ss
1978	Ted Simmons-c
1979	Lou Brock-of, Keith Hernandez-1b, Ted Simmons-c, Garry Templeton-ss, Dave Ricketts-coach
1980	George Hendrick-of, Keith Hernandez-1b, Ken Reitz-3b
1981	Bruce Sutter-p
1982	Ozzie Smith-ss, Lonnie Smith-of, Gene Gieselman-trainer
1983	Ozzie Smith-ss, Willie McGee-of, George Hendrick-of, Whitey Herzog-manager, Chuck Hiller-coach, Dave Ricketts-coach
1984	Joaquin Andujar-p, Ozzie Smith-ss, Bruce Sutter-p
1985	Joaquin Andujar-p, Jack Clark-1b, Tom Herr-2b, Willie McGee-of, Ozzie Smith-ss
1986	Ozzie Smith-ss, Whitey Herzog-manager, Mike Roarke-coach
1987	Jack Clark-1b, Willie McGee-of, Ozzie Smith-ss, Gene Gieselman-trainer
1988	Whitey Herzog-manager, Rich Hacker-coach, Nick Leyva-coach, Johnny Lewis-coach, Vince Coleman-of, Willie McGee-of, Ozzie Smith-ss, Todd Worrell-p
1989	Vince Coleman-of, Pedro Guerrero-dh, Tony Pena-c, Ozzie Smith-ss
1990	Ozzie Smith-ss



CARDINALS SELECTED FOR ALL-STAR GAME (Continued)

1991	Felix Jose-of, Lee Smith-p, Ozzie Smith-ss	2007	Albert Pujols-1b, Tony La Russa-manager, Dave Duncan-coach, Marty Mason-coach, Dave McKay-coach, Joe Pettini-coach
1992	Tom Pagnozzi-c, Lee Smith-p, Ozzie Smith-ss, Bob Tewksbury-p, Joe Torre-coach	2008	Ryan Ludwick-of, Albert Pujols-1b
1993	Gregg Jefferies-1b, Lee Smith-p, Gene Gieselman-trainer	2009	Ryan Franklin-p, Yadier Molina-c, Albert Pujols-1b, Tony La Russa-manager, Barry Weinberg-trainer
1994	Gregg Jefferies-1b, Ozzie Smith-ss	2010	Chris Carpenter-p, Matt Holliday-of, Yadier Molina-c, Albert Pujols-1b, Adam Wainwright-p
1995	Tom Henke-p, Ozzie Smith-ss	2011	Lance Berkman-of, Matt Holliday-of, Yadier Molina-c
1996	Ozzie Smith-ss	2012	Carlos Beltran-of, David Freese-3b, Rafael Furcal-ss, ^Matt Holliday-of, Lance Lynn-p, Yadier Molina-c, Tony La Russa-manager, Mike Aldrete-coach, Dave Duncan-coach, Derek Lilliquist-coach, Mark McGwire-coach, Jose Oquendo-coach
1997	Ray Lankford-of, ^Royce Clayton-ss	2013	Carlos Beltran-of, Matt Carpenter-2b, Allen Craig-1b, Yadier Molina-c, Edward Mujica-p, Adam Wainwright-p
1998	Mark McGwire-1b	2014	Matt Carpenter-3b, Pat Neshek-rhp, +Yadier Molina-c, Adam Wainwright-p, Mike Matheny-manager, Mike Aldrete-coach, Blaise Ilesley-coach, Derek Lilliquist-coach, John Mabry-coach, Chris Maloney-coach, Jose Oquendo-coach, Greg Hauck-trainer
1999	Kent Bottenfield-p, Mark McGwire-1b	2015	Matt Holliday-of, Carlos Martinez-p, Yadier Molina-c, Jhonny Peralta-ss, Trevor Rosenthal-p, Michael Wacha-p
2000	Jim Edmonds-of, Mark McGwire-1b, Darryl Kile-p, ^Edgar Renteria-ss, Brad Henderson-trainer	2016	Matt Carpenter-3b, + ^Aledmys Diaz-ss
2001	Matt Morris-p, Albert Pujols*-3b	2017	Carlos Martinez-p, Yadier Molina-c
2002	Matt Morris-p	2018	Miles Mikolas-p, +Yadier Molina-c
2003	Jim Edmonds-of, Albert Pujols-of, Edgar Renteria-ss, Scott Rolen-3b, Woody Williams-p, Tony La Russa-coach	2019	Paul DeJong-ss
2004	Albert Pujols-1b, Edgar Renteria-ss, Scott Rolen-3b		
2005	Chris Carpenter-p, David Eckstein-ss, Jim Edmonds-cf, Jason Isringhausen-p, Albert Pujols-1b, +Scott Rolen-3b, Tony La Russa-manager, Dave Duncan-coach, Marty Mason-coach, Dave McKay-coach, Jose Oquendo-coach, Joe Pettini-coach, Barry Weinberg-trainer		
2006	Chris Carpenter-p, ^David Eckstein-ss, Albert Pujols-1b, Scott Rolen-3b		

*Denotes rookie

^Kurovski replaced Boston's Bob Elliott on the 1947 squad; Javier replaced Pittsburgh's Bill Mazeroski in 1963; Clayton replaced Cincinnati's Barry Larkin in 1997; Renteria replaced Mark McGwire in 2000; Eckstein replaced New York's Jose Reyes in 2006; Holliday replaced Yadier Molina in 2012 +Houston's Morgan Ensberg replaced Rolen in 2005; Arizona's Miguel Montero replaced Molina in 2014; Aledmys Diaz replaced Matt Carpenter in 2016. Yadier Molina replaced San Francisco's Buster Posey in 2018



Shortstop Paul DeJong was the Cardinals' lone representative at the 90th Major League Baseball All-Star Game at Progressive Field in Cleveland, July 9, 2019. DeJong walked in his lone plate appearance, stole third base and turned two double plays in his three innings defensively.



CARDINALS WORLD SERIES GAME RESULTS

1926 - Cardinals 4, New York 3

Oct. 2 Cardinals 1, at New York 2
 Oct. 3 Cardinals 6, at New York 2
 Oct. 5 at Cardinals 4, New York 0
 Oct. 6 at Cardinals 5, New York 10
 Oct. 7 at Cardinals 2, New York 3
 Oct. 9 Cardinals 10, at New York 2
 Oct. 10 Cardinals 3, at New York 2

1928 - Cardinals 0, New York 4

Oct. 4 Cardinals 1, at New York 4
 Oct. 5 Cardinals 3, at New York 9
 Oct. 7 at Cardinals 3, New York 7
 Oct. 9 at Cardinals 3, New York 7

1930 - Cardinals 2, Philadelphia 4

Oct. 1 Cardinals 2, at Philadelphia 5
 Oct. 2 Cardinals 1, at Philadelphia 6
 Oct. 4 at Cardinals 5, Philadelphia 0
 Oct. 5 at Cardinals 3, Philadelphia 1
 Oct. 6 at Cardinals 0, Philadelphia 2
 Oct. 8 Cardinals 1, at Philadelphia 7

1931 - Cardinals 4, Philadelphia 3

Oct. 1 at Cardinals 2, Philadelphia 6
 Oct. 2 at Cardinals 2, Philadelphia 0
 Oct. 4 Cardinals at Philadelphia, rain
 Oct. 5 Cardinals 5, at Philadelphia 2
 Oct. 6 Cardinals 0, at Philadelphia 3
 Oct. 7 Cardinals 5, at Philadelphia 1
 Oct. 9 at Cardinals 1, Philadelphia 8
 Oct. 10 at Cardinals 4, Philadelphia 2

1934 - Cardinals 4, Detroit 3

Oct. 3 Cardinals 8, at Detroit 3
 Oct. 4 Cardinals 2, at Detroit 3 (12)
 Oct. 5 at Cardinals 4, Detroit 1
 Oct. 6 at Cardinals 4, Detroit 10
 Oct. 7 at Cardinals 1, Detroit 3
 Oct. 8 Cardinals 4, at Detroit 3
 Oct. 9 Cardinals 11, at Detroit 0

1942 - Cardinals 4, New York 1

Sept. 30 at Cardinals 4, New York 7
 Oct. 1 at Cardinals 4, New York 3
 Oct. 2 Cardinals 2, at New York 0
 Oct. 4 Cardinals 9, at New York 6
 Oct. 5 Cardinals 4, at New York 2

1943 - Cardinals 1, New York 4

Oct. 5 Cardinals 2, at New York 4
 Oct. 6 Cardinals 4, at New York 3
 Oct. 7 Cardinals 2, at New York 6
 Oct. 10 at Cardinals 1, New York 2
 Oct. 11 at Cardinals 0, New York 2

1944 - Cardinals 4, Browns 2

Oct. 4 at Cardinals 1, Browns 2
 Oct. 5 at Cardinals 3, Browns 2 (11)
 Oct. 6 Cardinals 2, at Browns 6
 Oct. 7 Cardinals 5, at Browns 1
 Oct. 8 Cardinals 2, at Browns 0
 Oct. 9 at Cardinals 3, Browns 1

1946 - Cardinals 4, Boston 3

Oct. 6 at Cardinals 2, Boston 3 (10)
 Oct. 7 at Cardinals 3, Boston 0
 Oct. 9 Cardinals 0, at Boston 4
 Oct. 10 Cardinals 12, at Boston 3
 Oct. 11 Cardinals 3, at Boston 6
 Oct. 13 at Cardinals 4, Boston 1
 Oct. 15 at Cardinals 4, Boston 3

1964 - Cardinals 4, New York 3

Oct. 7 at Cardinals 9, New York 5
 Oct. 8 at Cardinals 3, New York 8
 Oct. 10 Cardinals 12, at New York 2
 Oct. 11 Cardinals 4, at New York 3
 Oct. 12 Cardinals 5, at New York 2 (10)
 Oct. 14 at Cardinals 3, New York 8
 Oct. 15 at Cardinals 7, New York 5

1967 - Cardinals 4, Boston 3

Oct. 4 Cardinals 2, at Boston 1
 Oct. 5 Cardinals 0, at Boston 5
 Oct. 7 at Cardinals 5, Boston 2
 Oct. 8 at Cardinals 6, Boston 0
 Oct. 9 at Cardinals 1, Boston 3
 Oct. 11 Cardinals 4, at Boston 8
 Oct. 12 Cardinals 7, at Boston 2

1968 - Cardinals 3, Detroit 4

Oct. 2 at Cardinals 4, Detroit 0
 Oct. 3 at Cardinals 1, Detroit 8
 Oct. 5 Cardinals 7, at Detroit 3
 Oct. 6 Cardinals 10, at Detroit 1
 Oct. 7 Cardinals 3, at Detroit 5
 Oct. 9 at Cardinals 1, Detroit 13
 Oct. 10 at Cardinals 1, Detroit 4

1982 - Cardinals 4, Milwaukee 3

Oct. 12 at Cardinals 0, Milwaukee 10
 Oct. 13 at Cardinals 5, Milwaukee 4
 Oct. 15 Cardinals 6, at Milwaukee 2
 Oct. 16 Cardinals 5, at Milwaukee 7
 Oct. 17 Cardinals 4, at Milwaukee 6
 Oct. 19 at Cardinals 13, Milwaukee 1
 Oct. 20 at Cardinals 6, Milwaukee 3

1985 - Cardinals 3, Kansas City 4

Oct. 19 Cardinals 3, at Kansas City 1
 Oct. 20 Cardinals 4, at Kansas City 2
 Oct. 22 at Cardinals 1, Kansas City 6
 Oct. 23 at Cardinals 3, Kansas City 0
 Oct. 24 at Cardinals 1, Kansas City 6
 Oct. 26 Cardinals 1, at Kansas City 2
 Oct. 27 Cardinals 0, at Kansas City 11

1987 - Cardinals 3, Minnesota 4

Oct. 17 Cardinals 1, at Minnesota 10
 Oct. 18 Cardinals 4, at Minnesota 8
 Oct. 20 at Cardinals 3, Minnesota 1
 Oct. 21 at Cardinals 7, Minnesota 2
 Oct. 22 at Cardinals 4, Minnesota 2
 Oct. 24 Cardinals 5, at Minnesota 11
 Oct. 25 Cardinals 2, at Minnesota 4

2004 - Cardinals 0, Boston 4

Oct. 23 Cardinals 9, at Boston 11
 Oct. 24 Cardinals 2, at Boston 6
 Oct. 26 at Cardinals 1, Boston 4
 Oct. 27 at Cardinals 0, Boston 3

2006 - Cardinals 4, Detroit 1

Oct. 21 Cardinals 7, at Detroit 2
 Oct. 22 Cardinals 1, at Detroit 3
 Oct. 24 at Cardinals 5, Detroit 0
 Oct. 25 Detroit at Cardinals, rain
 Oct. 26 at Cardinals 5, Detroit 4
 Oct. 27 at Cardinals 4, Detroit 2

2011 - Cardinals 4, Texas 3

Oct. 19 at Cardinals 3, Texas 2
 Oct. 20 at Cardinals 1, Texas 2
 Oct. 22 Cardinals 16, at Texas 7
 Oct. 23 Cardinals 0, at Texas 4
 Oct. 24 Cardinals 2, at Texas 4
 Oct. 26 Texas at Cardinals, rain
 Oct. 27 at Cardinals 10, Texas 9 (11)
 Oct. 28 at Cardinals 6, Texas 2

2013 - Cardinals 2, Boston 4

Oct. 23 Cardinals 1, at Boston 8
 Oct. 24 Cardinals 4, at Boston 2
 Oct. 26 at Cardinals 5, Boston 4
 Oct. 27 at Cardinals 2, Boston 4
 Oct. 28 at Cardinals 1, Boston 3
 Oct. 30 Cardinals 1, at Boston 6

HISTORY



CARDINALS WORLD SERIES BATTING ALL-TIME TOP 5

BATTING AVERAGE

1. Pepper Martin..... .418
2. Lou Brock391
3. Julian Javier..... .346
4. **Yadier Molina**..... **.328**
5. Tim McCarver..... .311
(two series, 50 plate appearances)

GAMES

1. Jim Bottomley.....24
- Frankie Frisch.....24
3. Chick Hafey23
- Whitey Kurowski.....23
- Marty Marion23
- Stan Musial.....23

AT-BATS

1. Frankie Frisch.....95
2. Jim Bottomley.....90
3. Chick Hafey88
4. Lou Brock87
5. Stan Musial.....86
- Curt Flood.....86

RUNS

1. Lou Brock16
2. Pepper Martin.....14
3. Whitey Kurowski.....12
- Albert Pujols12
- Mike Shannon12

HITS

1. Lou Brock34
2. Pepper Martin.....23
- Tim McCarver.....23
- Willie McGee23
5. **Yadier Molina**.....**22**
- Stan Musial.....22

TOTAL BASES

1. Lou Brock57
2. Tim McCarver.....37
3. Willie McGee36
4. Pepper Martin.....35
5. Stan Musial.....34

DOUBLES

1. Lou Brock7
- Chick Hafey7
- Pepper Martin.....7
- Stan Musial.....7
- Marty Marion7

TRIPLES

1. Tim McCarver.....3
2. Lou Brock2
3. 22 players with.....1

HOME RUNS

1. Lou Brock4
- Albert Pujols4
3. Allen Craig3
- Willie McGee3
- Mike Shannon3

RUNS BATTED IN

1. Lou Brock13
2. **Yadier Molina**.....**12**
3. Marty Marion11
- Tim McCarver.....11
- Willie McGee11

STOLEN BASES

1. Lou Brock14
2. Pepper Martin.....7
3. Vince Coleman6
4. Frankie Frisch.....4
- Ozzie Smith.....4

BASES ON BALLS

1. Stan Musial.....12
- Albert Pujols12
3. Tim McCarver.....10
4. Ray Sanders.....9
- Ozzie Smith9

CARDINALS WORLD SERIES PITCHING ALL-TIME TOP 5

GAMES

1. Bob Gibson.....9
2. Ken Dayley8
3. Seven players with7

INNINGS PITCHED

1. Bob Gibson..... 81.0
2. Mort Cooper 45.0
3. Bill Hallahan..... 39.2
4. Burleigh Grimes..... 34.2
5. Harry Brecheen 32.2

EARNED-RUN AVERAGE

1. Harry Brecheen 0.83
2. Bill Hallahan..... 1.36
3. Jesse Haines..... 1.67
4. Max Lanier..... 1.71
5. Dizzy Dean 1.73
(25 innings pitched)

SHUTOUTS

1. Bob Gibson.....2
- Bill Hallahan.....2
3. Six players with.....1

FEWEST HITS PER NINE INNINGS

1. Burleigh Grimes..... 4.93
2. Bob Gibson..... 6.11
3. Bill Hallahan..... 6.58
4. Chris Carpenter..... 6.67
5. Jesse Haines..... 6.68
(two series, 25 innings pitched)

WINS

1. Bob Gibson.....7
2. Harry Brecheen.....4
3. Chris Carpenter.....3
- Bill Hallahan.....3
- Jesse Haines.....3
- John Tudor3

COMPLETE GAMES

1. Bob Gibson.....8
2. Harry Brecheen.....3
- Bill Hallahan.....3
- Burleigh Grimes.....3
5. Six pitchers with.....2

STRIKEOUTS

1. Bob Gibson.....92
2. Mort Cooper35
3. Bill Hallahan.....27
4. Max Lanier.....25
5. Burleigh Grimes.....24

FEWEST WALKS PER NINE INNINGS

1. Chris Carpenter..... 1.67
2. Dizzy Dean 1.73
3. Bob Gibson..... 1.89
4. Mort Cooper 2.40
5. Grover Alexander 2.84
(25 innings pitched)

SAVES

1. Todd Worrell.....3
2. Bruce Sutter.....2
3. 12 pitchers with.....1



CARDINALS NLCS GAME RESULTS

1982 - Cardinals 3, Atlanta 0

Oct. 6.	Atlanta at Cardinals, rain
Oct. 7.	at Cardinals 7, Atlanta 0
Oct. 8.	Atlanta at Cardinals, rain
Oct. 9.	at Cardinals 4, Atlanta 3
Oct. 10.	Cardinals 6, at Atlanta 2

1985 - Cardinals 4, Los Angeles 2

Oct. 9.	Cardinals 1, at Los Angeles 4
Oct. 10.	Cardinals 2, at Los Angeles 8
Oct. 12.	at Cardinals 4, Los Angeles 2
Oct. 13.	at Cardinals 12, Los Angeles 2
Oct. 14.	at Cardinals 3, Los Angeles 2
Oct. 16.	Cardinals 7, at Los Angeles 5

1987 - Cardinals 4, San Francisco 3

Oct. 6.	Cardinals 1, at Los Angeles 4
Oct. 7.	at Cardinals 0, San Francisco 5
Oct. 9.	Cardinals 6, at San Francisco 5
Oct. 10.	Cardinals 2, at San Francisco 4
Oct. 11.	Cardinals 3, at San Francisco 6
Oct. 13.	at Cardinals 1, San Francisco 0
Oct. 14.	at Cardinals 6, San Francisco 0

1996 - Cardinals 3, Atlanta 4

Oct. 9.	Cardinals 2, at Atlanta 4
Oct. 10.	Cardinals 8, at Atlanta 3
Oct. 12.	at Cardinals 3, Atlanta 2
Oct. 13.	at Cardinals 4, Atlanta 3
Oct. 14.	at Cardinals 0, Atlanta 14
Oct. 16.	Cardinals 1, at Atlanta 3
Oct. 17.	Cardinals 0, at Atlanta 15

2000 - Cardinals 1, New York 4

Oct. 11.	at Cardinals 2, New York 6
Oct. 12.	at Cardinals 5, New York 6
Oct. 14.	Cardinals 8, at New York 2
Oct. 15.	Cardinals 6, at New York 10
Oct. 16.	Cardinals 0, at New York 7

2002 - Cardinals 1, San Francisco 4

Oct. 9.	at Cardinals 6, San Francisco 9
Oct. 10.	at Cardinals 1, San Francisco 4
Oct. 12.	Cardinals 5, at San Francisco 4
Oct. 13.	Cardinals 3, at San Francisco 4
Oct. 14.	Cardinals 1, at San Francisco 2

2004 - Cardinals 4, Houston 3

Oct. 13.	at Cardinals 10, Houston 7
Oct. 14.	at Cardinals 6, Houston 4
Oct. 16.	Cardinals 2, at Houston 5
Oct. 17.	Cardinals 5, at Houston 6
Oct. 18.	Cardinals 0, at Houston 3
Oct. 20.	(12 inn.) at Cardinals 6, Houston 4
Oct. 21.	at Cardinals 5, Houston 2

2005 - Cardinals 2, Houston 4

Oct. 12.	at Cardinals 5, Houston 3
Oct. 13.	at Cardinals 1, Houston 4
Oct. 15.	Cardinals 3, at Houston 4
Oct. 16.	Cardinals 1, at Houston 2
Oct. 17.	Cardinals 5, at Houston 4
Oct. 19.	at Cardinals 1, Houston 5

2006 - Cardinals 4, New York 3

Oct. 11.	Cardinals at New York, rain
Oct. 12.	Cardinals 0, at New York 2
Oct. 13.	Cardinals 9, at New York 6
Oct. 14.	at Cardinals 5, New York 0
Oct. 15.	at Cardinals 5, New York 12
Oct. 16.	New York at Cardinals, rain
Oct. 17.	at Cardinals 4, New York 2
Oct. 18.	Cardinals 2, at New York 4
Oct. 19.	Cardinals 3, at New York 1

2011 - Cardinals 4, Milwaukee 2

Oct. 9.	Cardinals 6, at Milwaukee 9
Oct. 10.	Cardinals 12, at Milwaukee 3
Oct. 12.	at Cardinals 4, Milwaukee 3
Oct. 13.	at Cardinals 2, Milwaukee 4
Oct. 14.	at Cardinals 7, Milwaukee 1
Oct. 16.	Cardinals 12, at Milwaukee 6

2012 - Cardinals 3, San Francisco 4

Oct. 14.	Cardinals 6, at San Francisco 4
Oct. 15.	Cardinals 1, at San Francisco 7
Oct. 17.	at Cardinals 3, San Francisco 1
Oct. 18.	at Cardinals 8, San Francisco 3
Oct. 19.	at Cardinals 0, San Francisco 5
Oct. 21.	Cardinals 1, at San Francisco 6
Oct. 22.	Cardinals 0, at San Francisco 9

2013 - Cardinals 4, Los Angeles 2

Oct. 11.	(13 inn.) at Cardinals 3, Los Angeles 2
Oct. 12.	at Cardinals 1, Los Angeles 0
Oct. 14.	Cardinals 0, at Los Angeles 3
Oct. 15.	Cardinals 4, at Los Angeles 2
Oct. 16.	Cardinals 4, at Los Angeles 6
Oct. 18.	at Cardinals 9, Los Angeles 0

2014 - Cardinals 1, San Francisco 4

Oct. 11.	at Cardinals 0, San Francisco 3
Oct. 12.	at Cardinals 5, San Francisco 4
Oct. 14.	(10 inn.) Cardinals 4, at San Francisco 5
Oct. 15.	Cardinals 4, at San Francisco 6
Oct. 16.	Cardinals 3, at San Francisco 6

2019 - Cardinals 0, Washington 4

Oct. 11.	at Cardinals 0, Washington 2
Oct. 12.	at Cardinals 1, Washington 3
Oct. 14.	Cardinals 1, at Washington 8
Oct. 15.	Cardinals 4, at Washington 7



As a 22-year old rookie, Michael Wacha was named the 2013 National League Championship Series Most Valuable Player. Wacha hurled 13.2 scoreless innings vs. the Los Angeles Dodgers, earning wins in Game 2 & 6.

HISTORY



CARDINALS NLCS BATTING ALL-TIME TOP 5

BATTING AVERAGE	
1. Albert Pujols.....	.383
2. Yadier Molina312
3. David Freese.....	.304
4. Ozzie Smith.....	.303
5. Willie McGee.....	.300

(two series, 50 plate appearances)

GAMES	
1. Yadier Molina	39
2. Albert Pujols.....	31
3. Jim Edmonds.....	30
4. Jon Jay.....	24
5. Matt Holliday.....	23

AT-BATS	
1. Yadier Molina	141
2. Albert Pujols.....	115
3. Jim Edmonds.....	107
4. Matt Holliday.....	95
5. Jon Jay.....	90

RUNS	
1. Albert Pujols.....	25
2. Jim Edmonds.....	12
Jon Jay.....	12
Willie McGee.....	12
Yadier Molina	12

HITS	
1. Yadier Molina	44
Albert Pujols.....	44
3. Jim Edmonds.....	29
4. Matt Holliday.....	25
Jon Jay.....	25

TOTAL BASES	
1. Albert Pujols.....	82
2. Yadier Molina	61
3. Jim Edmonds.....	53
4. David Freese.....	39
5. Matt Holliday.....	36

DOUBLES	
1. Yadier Molina	8
Albert Pujols.....	8
3. Jim Edmonds.....	6
David Freese.....	6
5. Carlos Beltrán.....	5
Tommy Herr.....	5
Matt Holliday.....	5

TRIPLES	
1. Willie McGee.....	3
2. Ozzie Smith.....	2
Scott Spiezio.....	2
4. 10 players with.....	1

HOME RUNS	
1. Albert Pujols.....	10
2. Jim Edmonds.....	6
3. David Freese.....	4
4. Yadier Molina	3
Scott Rolen.....	3

RUNS BATTED IN	
1. Albert Pujols.....	27
2. Jim Edmonds.....	20
3. Yadier Molina	12
3. David Freese.....	11
5. Matt Holliday.....	10
Willie McGee.....	10

STOLEN BASES	
1. David Eckstein.....	4
2. Edgar Renteria.....	3
Kolten Wong	3
4. Carlos Beltrán.....	2
Vince Coleman.....	2
Tom Herr.....	2
Willie McGee.....	2
Ozzie Smith.....	2
Tony Womack.....	2

BASES ON BALLS	
1. Albert Pujols.....	18
2. Jim Edmonds.....	15
3. Darrell Porter.....	10
4. Ozzie Smith.....	9
5. Matt Carpenter	8
Yadier Molina	8

CARDINALS NLCS PITCHING ALL-TIME TOP 5

GAMES	
1. Jason Isringhausen.....	11
2. Lance Lynn.....	10
3. Trevor Rosenthal.....	9
Adam Wainwright	9
4. Randy Choate.....	8
Ken Dayley.....	8
Carlos Martínez	8
Marc Rzepczynski.....	8
Fernando Salas.....	8
Julian Tavarez.....	8

INNINGS PITCHED	
1. Chris Carpenter.....	39.0
2. Adam Wainwright	37.2
3. Matt Morris.....	32.0
Jeff Suppan.....	32.0
5. Andy Benes.....	28.2

SHUTOUTS	
1. Danny Cox.....	1
Bob Forsch.....	1

COMPLETE GAMES	
1. Danny Cox.....	2
2. Bob Forsch.....	1

WINS	
1. Lance Lynn.....	3
2. Chris Carpenter.....	2
Danny Cox.....	2
Bob Forsch.....	2
Jeff Suppan.....	2
Julian Tavarez.....	2
John Tudor.....	2
Michael Wacha.....	2

EARNED-RUN AVERAGE	
1. Jeff Suppan.....	1.69
2. John Tudor.....	2.25
3. Adam Wainwright	2.39
4. Lance Lynn.....	2.81
5. Andy Benes.....	4.08

(two series, 25 innings pitched)

FEWEST HITS PER NINE INNINGS	
1. Jeff Suppan.....	4.50
2. Adam Wainwright	7.41
3. John Tudor.....	8.36
4. Andy Benes.....	8.48
5. Lance Lynn.....	8.77

(two series, 25 innings pitched)

STRIKEOUTS	
1. Adam Wainwright	34
2. Chris Carpenter.....	24
3. Jeff Suppan.....	20
John Tudor.....	20
5. Andy Benes.....	19
Lance Lynn.....	19

FEWEST WALKS PER NINE INNINGS	
1. Adam Wainwright	1.67
2. John Tudor.....	2.57
3. Andy Benes.....	3.14
4. Chris Carpenter.....	3.46
5. Jeff Suppan.....	3.66

(two series, 25 innings pitched)

SAVES	
1. Jason Isringhausen.....	5
2. Ken Dayley.....	4
Jason Motte.....	4
4. Trevor Rosenthal.....	2
Adam Wainwright	2

HISTORY



CARDINALS DIVISION SERIES GAME RESULTS

1996 - Cardinals 3, San Diego 0

Oct. 1 at Cardinals 3, San Diego 1
 Oct. 3 at Cardinals 5, San Diego 4
 Oct. 5 Cardinals 7, at San Diego 5

2000 - Cardinals 3, Atlanta 0

Oct. 3 at Cardinals 7, Atlanta 5
 Oct. 5 at Cardinals 10, Atlanta 4
 Oct. 7 Cardinals 7, at Atlanta 1

2001 - Cardinals 2, Arizona 3

Oct. 9 Cardinals 0, at Arizona 1
 Oct. 10 Cardinals 4, at Arizona 1
 Oct. 12 at Cardinals 3, Arizona 5
 Oct. 13 at Cardinals 4, Arizona 1
 Oct. 14 Cardinals 1, at Arizona 2

2002 - Cardinals 3, Arizona 0

Oct. 1 Cardinals 12, at Arizona 2
 Oct. 3 Cardinals 2, at Arizona 1
 Oct. 5 at Cardinals 6, Arizona 3

2004 - Cardinals 3, Los Angeles 1

Oct. 5 at Cardinals 8, Los Angeles 3
 Oct. 7 at Cardinals 8, Los Angeles 3
 Oct. 9 Cardinals 0, at Los Angeles 4
 Oct. 10 Cardinals 6, at Los Angeles 2

2005 - Cardinals 3, San Diego 0

Oct. 4 at Cardinals 8, San Diego 5
 Oct. 6 at Cardinals 6, San Diego 2
 Oct. 8 Cardinals 7, at San Diego 4

2006 - Cardinals 3, San Diego 1

Oct. 3 Cardinals 5, at San Diego 1
 Oct. 5 Cardinals 2, at San Diego 0
 Oct. 7 at Cardinals 1, San Diego 3
 Oct. 9 at Cardinals 6, San Diego 2

2009 - Cardinals 0, Los Angeles 3

Oct. 7 Cardinals 3, at Los Angeles 5
 Oct. 8 Cardinals 2, at Los Angeles 3
 Oct. 10 at Cardinals 1, Los Angeles 5

2011 - Cardinals 3, Philadelphia 2

Oct. 1 Cardinals 6, at Philadelphia 11
 Oct. 2 Cardinals 5, at Philadelphia 4
 Oct. 4 at Cardinals 2, Philadelphia 3
 Oct. 5 at Cardinals 5, Philadelphia 3
 Oct. 7 Cardinals 1, at Philadelphia 0

2012 - Cardinals 3, Washington 2

Oct. 7 at Cardinals 2, Washington 3
 Oct. 8 at Cardinals 12, Washington 4
 Oct. 10 Cardinals 8, at Washington 0
 Oct. 11 Cardinals 1, at Washington 2
 Oct. 12 Cardinals 9, at Washington 7

2013 - Cardinals 3, Pittsburgh 2

Oct. 3 at Cardinals 9, Pittsburgh 1
 Oct. 4 at Cardinals 1, Pittsburgh 7
 Oct. 6 Cardinals 3, at Pittsburgh 5
 Oct. 7 Cardinals 2, at Pittsburgh 1
 Oct. 9 at Cardinals 6, Pittsburgh 1

2014 - Cardinals 3, Los Angeles 1

Oct. 3 Cardinals 10, at Los Angeles 9
 Oct. 4 Cardinals 2, at Los Angeles 3
 Oct. 6 at Cardinals 3, Los Angeles 1
 Oct. 7 at Cardinals 3, Los Angeles 2

2015 - Cardinals 1, Chicago 3

Oct. 9 at Cardinals 4, Chicago 0
 Oct. 10 at Cardinals 3, Chicago 6
 Oct. 12 Cardinals 6, at Chicago 8
 Oct. 13 Cardinals 4, at Chicago 6

2019 - Cardinals 3, Atlanta 2

Oct. 3 Cardinals 7, at Atlanta 6
 Oct. 4 Cardinals 0, at Atlanta 3
 Oct. 6 at Cardinals 1, Atlanta 3
 Oct. 7 (10 inn.) at Cardinals 5, Atlanta 4
 Oct. 9 Cardinals 13, at Atlanta 1



From 2011-14, the Cardinals won four straight Division Series. Chris Carpenter threw a 1-0 shutout in Game 5 over Philadelphia in 2011 (upper left). The Cardinals rallied from a 6-0 deficit to defeat Washington at Nationals Park in Game 5 of 2012 (upper right). Adam Wainwright threw a complete game over Pittsburgh in 2013 (lower left) Game 5. Matt Carpenter homered in three straight games in the 2014 NLDS including a bases clearing triple (shown) off Clayton Kershaw to rally the Cardinals from a 6-1 deficit to a 10-9 win at Dodger Stadium in Game 1 (lower right).

HISTORY



CARDINALS DIVISION SERIES BATTING LEADERS

BATTING AVERAGE

1.	Fernando Vina404
2.	Jim Edmonds333
3.	Albert Pujols309
4.	David Freese302
5.	Edgar Renteria280

(two series, 50 plate appearances)

GAMES

1.	Yadier Molina	37
2.	Albert Pujols	27
3.	Matt Holliday	25
4.	Matt Carpenter	22
	Jim Edmonds	22

AT-BATS

1.	Yadier Molina	136
2.	Albert Pujols	97
3.	Matt Holliday	93
4.	Jim Edmonds	81
5.	Matt Carpenter	61

RUNS

1.	Jim Edmonds	17
	Albert Pujols	17
3.	Matt Holliday	14
	Edgar Renteria	14
5.	Jon Jay	10
	Yadier Molina	10

HITS

1.	Albert Pujols	30
2.	Yadier Molina	29
3.	Jim Edmonds	27
4.	Matt Holliday	20
5.	Fernando Vina	19

TOTAL BASES

1.	Jim Edmonds	55
2.	Albert Pujols	50
3.	Yadier Molina	36
4.	Matt Holliday	31
5.	Carlos Beltran	28

DOUBLES

1.	Jim Edmonds	7
2.	Albert Pujols	6
3.	David Freese	5
	Kolten Wong	5
4.	Carlos Beltran	4
	Paul Goldschmidt	4
	Yadier Molina	4

TRIPLES

1.	Rafael Furcal	2
2.	Allen Craig	1
	Tommy Edman	1
	Juan Encarnacion	1
	Jon Jay	1
	John Mabry	1
	Albert Pujols	1
	Tony Womack	1

HOME RUNS

1.	Jim Edmonds	7
2.	Carlos Beltran	4
	Matt Carpenter	4
	Albert Pujols	4
5.	Matt Holliday	3
	Stephen Piscotty	3

RUNS BATTED IN

1.	Jim Edmonds	17
	Albert Pujols	17
3.	Matt Carpenter	11
	Matt Holliday	11
	Reggie Sanders	11

STOLEN BASES

1.	Edgar Renteria	5
2.	Jon Jay	3
3.	J.D. Drew	2
	Ron Gant	2
	Julio Lugo	2
	Placido Polanco	2

BASES ON BALLS

1.	Albert Pujols	18
2.	Jim Edmonds	11
3.	Jon Jay	10
	Yadier Molina	10
	Edgar Renteria	10
5.	Yadier Molina	9

CARDINALS DIVISION SERIES PITCHING LEADERS

GAMES

1.	Adam Wainwright	13
2.	Trevor Rosenthal	10
3.	Steve Kline	8
4.	Mitchell Boggs	7
	Chris Carpenter	7
	Jason Isringhausen	7
	Carlos Martinez	7
	Matt Morris	7

INNINGS PITCHED

1.	Adam Wainwright	53.0
2.	Chris Carpenter	42.0
3.	Matt Morris	37.0
4.	John Lackey	17.1
5.	Lance Lynn	14.2

EARNED-RUN AVERAGE

1.	Trevor Rosenthal	0.87
2.	Woody Williams	2.08
3.	Matt Morris	2.19
4.	Chris Carpenter	2.36
5.	John Lackey	2.60

(minimum 10 innings pitched)

FEWEST HITS PER NINE INNINGS

1.	Darryl Kile	4.85
2.	Michael Wacha	5.40
3.	John Lackey	5.71
4.	Andy Benes	6.17
5.	Jeff Suppan	6.35

(two series, 10 innings pitched)

WINS

1.	Chris Carpenter	5
2.	Jeff Fassero	2
	Marco Gonzales	2
	John Lackey	2
	Matt Morris	2
	Adam Wainwright	2
	Woody Williams	2

STRIKEOUTS

1.	Adam Wainwright	62
2.	Chris Carpenter	25
3.	Matt Morris	24
4.	Lance Lynn	22
5.	John Lackey	18

FEWEST WALKS PER NINE INNINGS

1.	Adam Wainwright	1.36
2.	Woody Williams	1.38
3.	Kyle Lohse	1.46
4.	John Lackey	1.56
5.	Matt Morris	3.16

(two series, 10 innings pitched)

SAVES

1.	Trevor Rosenthal	4
2.	Dennis Eckersley	3
	Jason Isringhausen	3
5.	Steve Kline	2
	Jason Motte	2

SHUTOUTS

1.	Chris Carpenter	1
----	-----------------------	---

COMPLETE GAMES

1.	Chris Carpenter	1
	Adam Wainwright	1



CARDINALS WILD CARD SERIES RESULTS

2012 - Cardinals 1, Atlanta 0
 October 5 Cardinals 6, at Atlanta 3

2020 - Cardinals 1, San Diego 2
 September 30 Cardinals 7, at San Diego 4
 October 1 Cardinals 9, at San Diego 11
 October 2 Cardinals 0, at San Diego 4

CARDINALS WILD CARD SERIES BATTING LEADERS

GAMES	
1.	Yadier Molina4
	Matt Carpenter4
3.	8 players3

AT-BATS	
1.	Yadier Molina17
2.	Kolten Wong14
	Tommy Edman14
	Dexter Fowler14
	Paul Goldschmidt13

RUNS	
1.	Matt Carpenter3
2.	Paul DeJong2
	Dylan Carlson2
	Tommy Edman2
	Paul Goldschmidt2
	Yadier Molina2
	Matt Holliday2

STOLEN BASES	
1.	Dylan Carlson1

HITS	
1.	Yadier Molina6
2.	Dexter Fowler4
3.	Dylan Carlson3
	Matt Carpenter3
	Tommy Edman3
	Paul Goldschmidt3
	Kolten Wong3

TOTAL BASES	
1.	Paul Goldschmidt10
2.	Yadier Molina8
3.	Kolten Wong7
4.	Matt Holliday5
	Dexter Fowler5

DOUBLES	
1.	Yadier Molina2
2.	Dylan Carlson1
	Matt Carpenter1
	Allen Craig1
	Paul DeJong1
	Dexter Fowler1
	Paul Goldschmidt1
	Kolten Wong1

TRIPLES	
----- None -----	

HOME RUNS	
1.	Paul Goldschmidt2
2.	Matt Holliday1
	Kolten Wong1

RUNS BATTED IN	
1.	Kolten Wong4
2.	Matt Carpenter3
	Paul Goldschmidt3
	Yadier Molina3
4.	Harrison Bader2
	Dexter Fowler2

BASES ON BALLS	
1.	Dylan Carlson4
2.	Matt Carpenter3
	Paul DeJong3
4.	Paul Goldschmidt1
	Yadier Molina1

CARDINALS WILD CARD SERIES PITCHING LEADERS

GAMES	
1.	Génesis Cabrera2
	Giovanny Gallegos2
	Ryan Helsley2
	Alex Reyes2
5.	14 Pitchers1

INNINGS PITCHED	
1.	Jack Flaherty6.0
2.	Kyle Lohse5.2
3.	Kwang Hyun Kim3.2
4.	Adam Wainwright3.1
	Alex Reyes3.1

STARTS	
1.	Kyle Lohse1
	Kwang Hyun Kim1
	Adam Wainwright1
	Jack Flaherty1

WINS	
1.	Kyle Lohse1
	Giovanny Gallegos1

SAVES	
1.	Jason Motte1
	Alex Reyes1

STRIKEOUTS	
1.	Jack Flaherty8
2.	Kyle Lohse6
3.	Giovanny Gallegos3
	Adam Wainwright3
4.	Alex Reyes3

COMPLETE GAMES	
----- None -----	

SHUTOUTS	
----- None -----	

HISTORY



2012 NATIONAL LEAGUE WILD CARD GAME

OCTOBER 5, 2012 - TURNER FIELD - ATLANTA, GA

INNING	1	2	3	4	5	6	7	8	9	R	H	E
St. Louis Cardinals	0	0	0	3	0	1	2	0	0	6	6	0
Atlanta Braves	0	2	0	0	0	0	1	0	0	3	12	3

UMPIRES: HP-Jeff Kellogg 1B-Mike Winters 2B-Gary Cederstrom 3B-Jeff Nelson LF-Sam Holbrook RF-Rob Drake

TIME: 3:09

ATTENDANCE: 52,631

WEATHER: 81 degrees, Clear

ST. LOUIS CARDINALS	POS	AB	R	H	RBI	ATLANTA BRAVES	POS	AB	R	H	RBI
Jon Jay	CF	4	0	0	0	Michael Bourn	CF	5	0	1	1
Carlos Beltran	RF	4	1	1	0	Martin Prado	LF	5	0	1	0
Matt Holliday	LF	3	2	2	1	Jason Heyward	RF	5	0	1	0
Jason Motte	RHP	0	0	0	0	Chipper Jones	3B	5	0	1	0
Allen Craig	1B	4	1	2	1	Freddie Freeman	1B	4	0	3	0
Yadier Molina	C	4	0	0	1	Dan Uggla	2B	4	1	0	0
David Freese	3B	2	0	0	1	David Ross	C	4	1	3	2
Adron Chambers	PR	0	1	0	0	Andrelton Simmons	SS	4	0	1	0
Edward Mujica	RHP	0	0	0	0	Kris Medlen	RHP	2	0	0	0
Marc Rzepczynski	LHP	0	0	0	0	Chad Durbin	RHP	0	0	0	0
Mitchell Boggs	RHP	0	0	0	0	Jonny Venters	LHP	0	0	0	0
Shane Robinson	LF	1	0	0	0	Jose Constanza	PH	1	1	1	0
Daniel Descalso	2B	3	0	0	0	Eric O'Flaherty	LHP	0	0	0	0
Pete Kozma	SS	4	1	0	0	Brian McCann	PH	0	0	0	0
Kyle Lohse	RHP	2	0	0	0	Tyler Pastornicky	PR	0	0	0	0
Lance Lynn	RHP	0	0	0	0	Craig Kimbrel	RHP	0	0	0	0
Matt Carpenter	PH-3B	1	0	1	1	TOTALS		39	3	12	3
TOTALS		32	6	6	5						

LOB - Cardinals 2 SCORING POSITION - 2 for 5 2B - Craig (1)
 HR - Holliday (1, 6th inn., 0 on, 1 out, off Medlen) SH - Descalso (1)
 SF - Freese (1) HBP - Holliday (by Medlen) GDP - Jay, Molina

LOB - Braves 12 SCORING POSITION - 1 for 8 2B - Heyward (1),
 Freeman (1) 3B - Constanza (1) HR - Ross (1, 2nd inn., 1 on, 2 out, off Lohse)

PITCHERS	IP	H	R	ER	BB	SO	HR	PIT	ERA
Kyle Lohse (W 1-0)	5.2	6	2	2	1	6	1	81	3.18
Lance Lynn (H 1)	0.1	0	0	0	0	0	2	0.00	
Edward Mujica (H 1)	0.2	2	1	1	0	0	0	18.13.50	
Marc Rzepczynski (H 1)	0.1	1	0	0	0	0	3	0.00	
Mitchell Boggs (H 1)	0.2	1	0	0	1	0	0	18.00	
Jason Motte (SV 1)	1.1	2	0	0	1	1	0	28.00	
TOTALS	9.0	10	3	3	3	7	1	150	3.00

PITCHERS	IP	H	R	ER	BB	SO	HR	PIT	ERA
Kris Medlen (L 0-1)	6.1	3	5	2	0	4	1	92	2.84
Chad Durbin	0.0	0	1	0	0	0	0	6	---
Jonny Venters	0.2	1	0	0	0	0	0	6	0.00
Eric O'Flaherty	1.0	2	0	0	0	0	0	9	0.00
Craig Kimbrel	1.0	0	0	0	0	1	0	11	0.00
TOTALS	9.0	6	6	2	0	5	1	124	2.00

Inherited Runners/Scored - Lynn 1/0, Rzepczynski 1/0, Motte 2/0

Inherited Runners/Scored - Durbin 1/1, Venters 1/1

THE PLOT

The St. Louis Cardinals won the first ever National League Wild Card game rallying to defeat the Atlanta Braves 6-3 at Turner Field in Atlanta. The Cardinals faced Braves starting pitcher Kris Medlen, who entered the game 10-1 with a 1.57 ERA, winning his last nine decisions with the Braves having won the last 12 games he started. Cardinals starting pitcher Kyle Lohse brought a 16-3 record into the game, the highest winning percentage (.842) by a pitcher in Cardinals history.

BRAVES STRIKE FIRST

The Braves struck first as David Ross hit a two-run home run in the bottom of the 2nd inning.

CARDINALS TAKE ADVANTAGE

St. Louis would break into the run column in the 4th inning, plating three runs courtesy of a Chipper Jones error that put two Cardinals on base for consecutive RBIs on a double by Allen Craig, a ground out from Yadier Molina and a sacrifice fly by David Freese.

HOLLIDAY'S HOME RUN

Matt Holliday smacked a solo home run in the 6th inning to give St. Louis a 4-2 lead. The Cardinals bullpen came on in relief of Lohse in the bottom of the 6th and wouldn't relinquish the lead.

CARDINALS CAPITALIZE ON MORE ERRORS

Errors by the Braves led to two more Cardinals runs in the 7th as Freese reached on a Dan Uggla error to lead off the inning. Daniel Descalso bunted pinch-runner Adron Chambers into scoring position and an error by Andrelton Simmons on Pete Kozma's ground ball scored Chambers and kept the Cardinals in scoring position. Rookie Matt Carpenter hit a pinch-hit infield single and Kozma, running on contact, scored all the way from second to give the Cardinals a 6-2 lead.

BRAVES INCH CLOSER

The Braves scored in the bottom of the seventh as pinch-hitter José Constanza tripled and scored on a Michael Bourn ground out.

THE INFIELD FLY

The Braves threatened again in the 8th inning with one out and runners on first and second base as Braves' shortstop Andrelton Simmons hit a pop fly to left field. Pete Kozma appeared to be under it before vacating for left fielder Matt Holliday. The ball dropped in, but left field umpire Sam Holbrook had signaled for an infield fly, automatically resulting in an out for Simmons, while the Braves runners moved up to second and third at their own risk. Jason Motte came on in relief following a walk to load the bases and struck out Michael Bourn to end the inning as fans littered the Turner Field playing surface with debris.

MOTTE PITCHES THE CARDINALS INTO THE NLCS

The Cardinals held the Braves scoreless in the 9th inning and won the game 6-3 to advance to the National League Division Series against the top-seeded Washington Nationals who they defeated in five games.



CARDINALS POSTSEASON BATTING LEADERS

BATTING AVERAGE

1.	Pepper Martin	.418
2.	Lou Brock	.391
3.	Julian Javier	.346
4.	Fernando Vina	.333
5.	Albert Pujols	.330

(two series, 50 plate appearances)

GAMES

1.	Yadier Molina	101
2.	Albert Pujols	74
3.	Jim Edmonds	61
	Matt Holliday	61
5.	Jon Jay	58

AT-BATS

1.	Yadier Molina	361
2.	Albert Pujols	267
3.	Matt Holliday	234
	Jim Edmonds	220
5.	Jon Jay	190

RUNS

1.	Albert Pujols	54
2.	Matt Holliday	36
3.	Jim Edmonds	32
4.	Yadier Molina	29
5.	Jon Jay	24
	Matt Carpenter	24

HITS

1.	Yadier Molina	101
2.	Albert Pujols	88
3.	Jim Edmonds	61
4.	Matt Holliday	56
5.	David Freese	48
	Willie McGee	48

TOTAL BASES

1.	Albert Pujols	162
2.	Yadier Molina	132
3.	Jim Edmonds	115
4.	Matt Holliday	91
5.	David Freese	86

DOUBLES

1.	Yadier Molina	19
2.	Albert Pujols	18
3.	Jim Edmonds	15
	David Freese	15
5.	4 Players	9

TRIPLES

1.	Tim McCarver	3
	Willie McGee	3
2.	Lou Brock	2
	Juan Encarnacion	2
	Rafael Furcal	2
	Terry Pendleton	2
	Ozzie Smith	2
	Scott Spiezio	2

HOME RUNS

1.	Albert Pujols	18
2.	Jim Edmonds	13
3.	Matt Holliday	8
4.	David Freese	7
5.	Matt Carpenter	6
	Larry Walker	6

RUNS BATTED IN

1.	Albert Pujols	52
2.	Jim Edmonds	41
3.	Yadier Molina	36
4.	David Freese	29
5.	Matt Holliday	27

STOLEN BASES

1.	Lou Brock	14
2.	Vince Coleman	8
	Edgar Renteria	8
4.	Pepper Martin	7
	Ozzie Smith	6

BASES ON BALLS

1.	Albert Pujols	48
2.	Jim Edmonds	30
3.	Yadier Molina	27
4.	Ozzie Smith	20
5.	Jon Jay	19

CARDINALS POSTSEASON PITCHING LEADERS

GAMES

1.	Adam Wainwright	28
2.	Lance Lynn	24
3.	Trevor Rosenthal	23
4.	Carlos Martinez	20
5.	Jason Isringhausen	19
	Jason Motte	19

SHUTOUTS

1.	Bob Gibson	2
	Wild Bill Hallahan	2
3.	Nine tied with	1

INNINGS PITCHED

1.	Adam Wainwright	109.0
2.	Chris Carpenter	108.0
3.	Bob Gibson	81.0
4.	Matt Morris	73.1
5.	John Tudor	57.0

EARNED RUN AVERAGE

1.	Ken Dayley	0.44
2.	Trevor Rosenthal	0.69
3.	Harry Brecheen	0.83
4.	Wild Bill Hallahan	1.36
5.	Jesse Haines	1.67

(minimum 20 innings pitched)

FEWEST HITS PER NINE INNINGS

1.	Ken Dayley	2.61
2.	Burleigh Grimes	4.93
3.	Jason Motte	4.98
4.	Trevor Rosenthal	5.19
5.	Jason Isringhausen	5.96

(minimum 20 innings pitched)

WINS

1.	Chris Carpenter	10
2.	Bob Gibson	7
3.	Lance Lynn	5
	John Tudor	5
5.	Harry Brecheen	4
	Michael Wacha	4
	Adam Wainwright	4

COMPLETE GAMES

1.	Bob Gibson	8
2.	Harry Brecheen	3
	Burleigh Grimes	3
	Wild Bill Hallahan	3
5.	Seven tied with	2

STRIKEOUTS

1.	Adam Wainwright	118
2.	Bob Gibson	92
3.	Chris Carpenter	68
4.	Lance Lynn	50
5.	Matt Morris	44

FEWEST WALKS PER NINE INNINGS

1.	Jason Motte	0.83
2.	John Lackey	1.54
3.	Adam Wainwright	1.65
4.	Dizzy Dean	1.73
5.	Bob Gibson	1.89

(minimum 20 innings pitched)

SAVES

1.	Jason Isringhausen	8
	Jason Motte	8
3.	Trevor Rosenthal	7
4.	Ken Dayley	5
5.	Dennis Eckersley	4
	Adam Wainwright	4
	Todd Worrell	4

RETIRED UNIFORM NUMBERS

In the 129-year history of the St. Louis Cardinals, 14 individuals have enjoyed such distinguished careers on the field, in the dugout, or from the owner's box or broadcast booth that their uniform numbers have been retired by the organization. Only the New York Yankees (21 numbers/22 individuals) have recognized more individuals among Major League Baseball franchises, while the New York/San Francisco Giants also have honored 14. The honored Redbirds' uniform numbers appear in two areas at Busch Stadium – on the left-field wall and below the main scoreboard in right-center field.

Uniform No. 42 was retired by Major League Baseball in 1997 to commemorate the 50th anniversary of Jackie Robinson breaking the color barrier. Robinson played for the Brooklyn Dodgers from 1947 to 1956. He was the National League Rookie of the Year in 1947, the Most Valuable Player in 1949 and a five-time All-Star. Robinson was inducted into the National Baseball Hall of Fame in 1962. The Cardinals subsequently retired No. 42 for Hall of Fame relief pitcher Bruce Sutter in 2006.

The most-recent Redbird so honored was manager Tony La Russa, who returned to Busch Stadium on May 11, 2012, for a pregame ceremony during which his No. 10 was retired before a sellout crowd. He also was presented a key to the city by St. Louis Mayor Francis Slay.

ST. LOUIS CARDINALS RETIRED NUMBERS


1 • Ozzie Smith, 1996	2 • Red Schoendienst, 1996	6 • Stan Musial, 1963
9 • Enos Slaughter, 1996	10 • Tony La Russa, 2012	14 • Ken Boyer, 1984
17 • Dizzy Dean, 1974	20 • Lou Brock, 1979	24 • Whitey Herzog, 2010
42 • Jackie Robinson, 1997	42 • Bruce Sutter, 2006	45 • Bob Gibson, 1975
85 • August A. Busch, 1984	Rogers Hornsby, 1997	Jack Buck, 2002



Hall of Famers Bruce Sutter, Bob Gibson, Red Schoendienst, Stan Musial, Whitey Herzog, Lou Brock and Ozzie Smith (L-R) highlight pregame ceremonies before the home opener at Busch Stadium on April 13, 2012.



Retired Numbers

**OZZIE SMITH**
SHORTSTOP**1****FULL NAME:** Osborne Earl Smith**HEIGHT:** 5-11 **WEIGHT:** 150 **BATS:** Both **THROWS:** Right**BORN:** December 26, 1954 at Mobile, Alabama**YEARS WITH CARDINALS:** 1982-96**NUMBER RETIRED:** 1996

Ozzie Smith is widely regarded as the finest fielding shortstop of all time. But, after being labeled as a good-field, no-hit performer early in his career, he developed into a bona fide offensive threat, as well.

The Cardinals acquired Smith from the San Diego Padres in exchange for shortstop Garry Templeton on Feb. 11, 1982. It proved to be one of the greatest trades in franchise history. Smith was a key element in St. Louis' success in the 1980s, and he became one of the city's most-popular citizens.

A lifetime .231 batter when he arrived in St. Louis, Smith promptly improved that figure to .248 for the 1982 season as the Cardinals won the World Series over the Milwaukee Brewers. In 1985, Smith batted at a .276 clip with a career-high six home runs and 54 RBI. He stunned the baseball world with a game-winning homer in the bottom of the ninth inning of Game 5 of the National League Championship Series against the Los Angeles Dodgers. The blast – on a 1-2 pitch from reliever Tom Niedenfuer – was Smith's first as a left-handed batter in 3,009 at-bats and prompted Cardinals' broadcaster Jack Buck to exclaim, "Go crazy, folks! Go crazy!" Smith put together his finest season at the plate in 1987, with career highs of a .303 average and 75 RBI, as the Cardinals captured their third N.L. pennant in six seasons. He finished as runner-up for the Most Valuable Player Award to Andre Dawson of the Chicago Cubs.

Throughout his offensive progression, Smith seemingly made every play defensively, both the routine and the spectacular. "The Wizard" won 13 consecutive Gold Glove Awards between 1980 and 1992, setting a major league record with an all-time low of eight errors in 1991. Smith's most eye-popping play came Aug. 5, 1986, against the Philadelphia Phillies at Busch Stadium. He took off on a short fly ball to left field hit by Von Hayes and, with his back to the plate, flew parallel to the ground and completely stretched out to make the catch. Among shortstops, Smith is baseball's career leader in assists (8,375) and ranks second in total chances (12,905) and double plays (1,590). He led the N.L. in fielding percentage seven times and had a career .978 mark. In 2007, Smith was named the shortstop on the All-Time Rawlings Gold Glove team, selected to honor the 50th anniversary of the Gold Glove Award.

Smith was selected to 15 All-Star Games and started 11 of them. At the time of his retirement following the 1996 season, he had received more votes in fan balloting for the Midsummer Classic than any other player in N.L. history (27,597,904). On the Cardinals' career lists, Smith ranks third in at-bats (7,160), walks (876) and stolen bases (433); fourth in games (1,990); seventh in runs (991); and eighth in hits (1,944).

Held in high esteem for his civic-mindedness, Smith received the Lou Gehrig Award (presented to the player who best exhibits the character and integrity of Lou Gehrig both on and off the field) in 1989, the Branch Rickey Award (in recognition of his exceptional community service) in 1994 and the Roberto Clemente Award (presented to the player who best exemplifies the game of baseball, sportsmanship, community involvement and the individual's contribution to his team) in 1995.

Smith was a first-ballot National Baseball Hall of Fame inductee in 2002, earning 92 percent of the votes from the Baseball Writers Association of America, and an inaugural member of the St. Louis Cardinals Hall of Fame in 2014. He was voted the shortstop on the All-Busch Stadium II team in 2005.

PROMINENT CARDINALS WHO WORE NO. 1

- Pepper Martin, 1934-38
- Whitey Kurowski, 1942-49
- Garry Templeton, 1977-81



Ozzie Smith

COMPLETE RECORD

Year Club	AVG	G	AB	R	H	2B	3B	HR	RBI	BB	SO	SB	SLG	OBP
1977 Walla Walla	.303	+68	*287	*69	87	10	2	1	35	40	12	*30	.362	---
1978 San Diego	.258	159	590	69	152	17	6	1	46	47	43	40	.312	.311
1979 San Diego	.211	156	587	77	124	18	6	0	27	37	37	28	.262	.260
1980 San Diego	.230	158	609	67	140	18	5	0	35	71	49	57	.276	.313
1981 San Diego	.222	+110	*450	53	100	11	2	0	21	41	37	22	.256	.294
1982 St. Louis	.248	140	488	58	121	24	1	2	43	68	32	25	.314	.339
1983 St. Louis	.243	159	552	69	134	30	6	3	50	64	36	34	.335	.321
1984 St. Louis	.257	124	412	53	106	20	5	1	44	56	17	35	.337	.347
1985 St. Louis	.276	158	537	70	148	22	3	6	54	65	27	31	.361	.355
1986 St. Louis	.280	153	514	67	144	19	4	0	54	79	27	31	.333	.376
1987 St. Louis	.303	158	600	104	182	40	4	0	75	89	36	43	.383	.392
1988 St. Louis	.270	153	575	80	155	27	1	3	51	74	43	57	.336	.350
1989 St. Louis	.273	155	593	82	162	30	8	2	50	55	37	29	.361	.335
1990 St. Louis	.254	143	512	61	130	21	1	1	50	61	33	32	.305	.330
1991 St. Louis	.285	150	550	96	157	30	3	3	50	83	36	35	.367	.380
1992 St. Louis	.295	132	518	73	153	20	2	0	31	59	34	43	.342	.367
1993 St. Louis	.288	141	545	75	157	22	6	1	53	43	18	21	.356	.337
1994 St. Louis	.262	98	381	51	100	18	3	3	30	38	26	6	.349	.327
1995 St. Louis	.199	44	156	16	31	5	1	0	11	17	12	4	.244	.282
1996 St. Louis	.282	82	227	36	64	10	2	2	18	25	9	7	.370	.358
ST. LOUIS TOTALS	.272	1990	7160	991	1944	338	50	27	664	876	423	433	.344	.350
MAJOR TOTALS	.262	2573	9396	1257	2460	402	69	28	793	1072	589	580	.328	.339

*Led League +Tied for League Lead

DIVISION SERIES RECORD

Year Club/Opp.	AVG	G	AB	R	H	2B	3B	HR	RBI	BB	SO	SB	SLG	OBP
1996 St.L. vs. S.D.	.333	2	3	1	1	0	0	0	0	2	0	0	.333	.600

LEAGUE CHAMPIONSHIP SERIES RECORD

Year Club/Opp.	AVG	G	AB	R	H	2B	3B	HR	RBI	BB	SO	SB	SLG	OBP
1982 St.L. vs. Atl.	.556	3	9	0	5	0	0	0	3	3	0	1	.556	.667
1985 St.L. vs. L.A.	.435	6	23	4	10	1	1	1	3	3	1	1	.696	.500
1987 St.L. vs. S.F.	.200	7	25	2	5	0	1	0	1	3	4	0	.280	.286
1996 St.L. vs. Atl.	.000	3	9	0	0	0	0	0	0	0	1	0	.000	.000
L.C.S. TOTALS	.303	19	66	6	20	1	2	1	7	9	6	2	.424	.387

WORLD SERIES RECORD

Year Club/Opp.	AVG	G	AB	R	H	2B	3B	HR	RBI	BB	SO	SB	SLG	OBP
1982 St.L. vs. Mil.	.208	7	24	3	5	0	0	0	1	3	0	1	.208	.296
1985 St.L. vs. K.C.	.087	7	23	1	2	0	0	0	0	4	0	1	.087	.222
1987 St.L. vs. Min.	.214	7	28	3	6	0	0	0	2	2	3	2	.214	.267
W.S. TOTALS	.173	21	75	7	13	0	0	0	3	9	3	4	.173	.262


ALL-STAR RECORD

Year Club	AVG	G	AB	R	H	2B	3B	HR	RBI	BB	SO	SB	SLG	OBP
1981 National	---	1	0	0	0	0	0	0	0	2	0	0	---	1.000
1982 National	.000	1	0	0	0	0	0	0	0	0	0	0	.000	.000
1983 National	.500	1	2	1	1	0	0	0	0	0	0	0	.500	.500
1984 National	.000	1	3	0	0	0	0	0	0	0	0	1	.000	.000
1985 National	.000	1	4	0	0	0	0	0	0	0	0	0	.000	.000
1986 National	---	1	0	0	0	0	0	0	0	0	0	0	---	---
1987 National	.000	1	2	0	0	0	0	0	0	0	0	0	.000	.000
1988 National	.000	1	2	0	0	0	0	0	0	0	1	0	.000	.000
1989 National	.250	1	4	0	1	0	0	0	0	0	0	0	.250	.250
1990 National	.000	1	1	0	0	0	0	0	0	0	0	0	.000	.000
1991 National	.000	1	1	0	0	0	0	0	0	1	0	0	.000	.500
1992 National	.333	1	3	0	1	1	0	0	0	0	1	0	.667	.333
1994 National	.333	1	3	0	1	0	0	0	0	0	0	0	.333	.333
1995 National	SELECTED, DID NOT PLAY DUE TO INJURY													
1996 National	---	1	0	0	0	0	0	0	0	0	0	0	---	---
A.S. TOTALS	.148	14	27	1	4	1	0	0	0	3	2	1	.185	.233

HISTORY



Retired Numbers

**RED SCHOENDIENST**
SECOND BASEMAN/MANAGER**2****FULL NAME:** Albert Fred (Red) Schoendienst**HEIGHT:** 6-0 **WEIGHT:** 170 **BATS:** Both **THROWS:** Right**BORN:** February 2, 1923 at Germantown, Illinois**DIED:** June 6, 2018 at St. Louis, Missouri**YEARS WITH CARDINALS:** 1945-56, 1961-76, 1979-95**NUMBER RETIRED:** 1996

The name Albert “Red” Schoendienst is synonymous with Cardinals baseball. After all, he wore the uniform for 45 seasons as a player, coach and manager and was involved with the organization for a total of 67 years.

It all started in 1945, when Schoendienst joined the club to fill in for left fielder Stan Musial, who was serving in the U.S. Navy. Schoendienst batted .278 with 47 RBI and a National League-leading 26 stolen bases. The following year, Musial returned to the Cardinals, and Schoendienst moved to third base and then shortstop before settling in at second base. St. Louis won the World Series over the Boston Red Sox as Schoendienst began to develop into one of the best hitting and fielding second basemen of all time.

In 1953, Schoendienst put together his finest season. He established career highs of a .342 batting average – second in the league to Carl Furrillo of the Brooklyn Dodgers (.344), 15 home runs and 79 RBI. In a surprising trade, Schoendienst was dealt to the New York Giants along with outfielder Jackie Brandt, pitcher Dick Littlefield, catcher Bill Sarni and shortstop Bobby Stephenson in exchange for shortstop Alvin Dark, catcher Ray Katt, pitcher Don Liddle and outfielder Whitey Lockman on June 14, 1956.

The following year, Schoendienst was traded to the Milwaukee Braves, who won the 1957 World Series and the 1958 N.L. pennant. He subsequently returned to St. Louis in 1961. On the Cardinals’ career lists, Schoendienst ranks fourth in pinch-hits (54), fifth in at-bats (6,841), sixth in games played (1,795) and runs (1,025), seventh in hits (1,980), eighth in doubles (352) and ninth in total bases (2,657). He led the N.L. with 200 hits in 1957, and seven times he either led or tied for the league lead in fielding percentage.

Schoendienst served as a coach on the 1964 World Championship team and was named manager when Johnny Keane resigned at the conclusion of the season. Schoendienst piloted St. Louis to a World Series victory over the Red Sox in 1967 and another N.L. pennant in 1968 en route to a 12-year tenure as skipper, the longest in franchise history until Tony La Russa surpassed him in 2008. Schoendienst’s 1,041 wins ranks second in franchise annals behind Tony La Russa (1,408).

A 10-time N.L. All-Star, Schoendienst socked a game-winning home run in the 14th inning of the 1950 Midsummer Classic off Ted Gray of the Detroit Tigers. It marked the switch-hitter’s first career homer batting right-handed. Schoendienst later managed the Senior Circuit to victories in 1968 and 1969. After a stint as coach with the Oakland A’s in 1977 and 1978, Schoendienst came back to St. Louis as a coach from 1979 to 1995. He filled in as interim manager in 1980 and 1990. From 1996 to 2018, Schoendienst served as special assistant to the general manager. Schoendienst was elected to the National Baseball Hall of Fame in 1989 by the Veterans Committee and was an inaugural member of the St. Louis Cardinals Hall of Fame in 2014. He was inducted into the Missouri Sports Hall of Fame in 1987.

PROMINENT CARDINALS WHO WORE NO. 2

- Leo Durocher, 1933-37
- Terry Moore, 1938



Red Schoendienst

COMPLETE RECORD

Year Club	AVG	G	AB	R	H	2B	3B	HR	RBI	BB	SO	SB	SLG	OBP
1942 Albany	.269	68	264	41	71	7	5	1	28	---	---	---	---	---
1943 Lynchburg	.472	9	36	8	17	2	0	0	5	---	---	---	---	---
Rochester	.337	136	555	81	187	21	5	6	37	38	19	20	---	---
1944 Rochester	.373	25	102	26	38	3	2	2	14	13	1	16	---	---
1945 St. Louis	.278	137	565	89	157	22	6	1	47	21	17	*26	.343	.305
1946 St. Louis	.281	142	606	94	170	28	5	0	34	37	27	12	.343	.322
1947 St. Louis	.253	151	659	91	167	25	9	3	47	47	27	6	.332	.304
1948 St. Louis	.272	119	408	64	111	21	4	4	36	28	16	1	.373	.319
1949 St. Louis	.297	151	640	102	190	25	2	3	54	51	18	8	.356	.351
1950 St. Louis	.276	153	642	81	177	*43	9	7	63	33	32	3	.403	.313
1951 St. Louis	.289	135	553	88	160	32	7	6	54	35	23	0	.405	.335
1952 St. Louis	.303	152	620	91	188	40	7	7	67	42	30	9	.424	.347
1953 St. Louis	.342	146	564	107	193	35	5	15	79	60	23	3	.502	.405
1954 St. Louis	.315	148	610	98	192	38	8	5	79	54	22	4	.428	.366
1955 St. Louis	.268	145	553	68	148	21	3	11	51	54	28	7	.376	.335
1956 St. Louis	.314	40	153	22	48	9	0	0	15	13	5	0	.373	.365
New York (NL)	.296	92	334	39	99	12	3	2	14	28	10	1	.368	.352
1957 New York (NL)	.307	60	254	36	78	12	3	9	33	13	6	2	.476	.337
Milwaukee	.310	90	394	55	122	19	5	6	32	20	9	1	.434	.348
1958 Milwaukee	.262	106	427	47	112	23	1	1	24	31	21	3	.328	.313
1959 Milwaukee	.000	5	3	0	0	0	0	0	0	0	0	0	.000	.000
1960 Milwaukee	.257	68	226	21	58	9	1	1	19	17	13	1	.319	.311
1961 St. Louis	.300	72	120	9	36	9	0	1	12	12	6	1	.400	.364
1962 St. Louis	.301	98	143	21	43	4	0	2	12	9	12	0	.371	.346
1963 St. Louis	.000	6	5	0	0	0	0	0	0	0	1	0	.000	.000
MAJOR TOTALS	.289	2216	8479	1223	2449	427	78	84	773	606	346	89	.387	.337

*Led League

WORLD SERIES RECORD

Year Club/Opp.	AVG	G	AB	R	H	2B	3B	HR	RBI	BB	SO	SB	SLG	OBP
1946 St.L. vs. Bos.	.233	7	30	3	7	1	0	0	1	0	2	1	.266	.233
1957 Mil. vs. N.Y.	.278	5	18	0	5	1	0	0	2	0	1	0	.333	.278
1958 Mil. vs. N.Y.	.300	7	30	5	9	3	1	0	0	2	1	0	.467	.344
W.S. TOTALS	.269	19	78	8	21	5	1	0	3	2	4	1	.359	.287

ALL-STAR RECORD

Year Club	AVG	G	AB	R	H	2B	3B	HR	RBI	BB	SO	SB	SLG	OBP
1946 National	.000	1	2	0	0	0	0	0	0	0	0	0	.000	---
1948 National	.000	1	4	0	0	0	0	0	0	0	0	0	.000	---
1949 National	1.000	1	1	0	1	0	0	0	0	0	0	0	1.000	---
1950 National	1.000	1	1	1	1	0	0	1	1	0	0	0	4.000	---
1951 National	---	1	0	0	0	0	0	0	0	0	0	0	.000	---
1952 National	SELECTED, DID NOT PLAY													
1953 National	.000	1	3	0	0	0	0	0	0	0	0	0	.000	---
1954 National	.000	1	2	0	0	0	0	0	0	0	0	0	.000	---
1955 National	.333	1	6	0	2	0	0	0	0	0	0	0	.333	---
1957 National	.000	1	2	0	0	0	0	0	0	0	0	0	.000	---
A.S. TOTALS	.190	9	21	1	4	0	0	1	1	0	0	0	.333	---



Retired Numbers

**STAN MUSIAL**
OUTFIELDER/FIRST BASEMAN**6****FULL NAME:** Stanley Frank Musial**HEIGHT:** 6-0 **WEIGHT:** 175 **BATTED:** Left **THREW:** Left**BORN:** November 21, 1920 at Donora, Pennsylvania**DIED:** January 19, 2013 at St. Louis, Missouri**YEARS WITH CARDINALS:** 1941-44, 1946-63**NUMBER RETIRED:** 1963

Simply stated, Stan Musial is “The Man.” Not only is he the greatest player in Cardinals history, he also is the most popular.

Musial played his entire 22-year career as an outfielder and first baseman in St. Louis. He is the franchise’s career leader in virtually every batting category: games played (3,026), at-bats (10,971), runs (1,949), hits (3,630), doubles (725), triples (177), home runs (475), RBI (1,950), walks (1,605) and total bases (6,134). His .331 average is fourth behind Rogers Hornsby (.359), Johnny Mize (.336) and Joe Medwick (.335). And, despite being an everyday player most of his career, Musial ranks ninth with 35 pinch-hits. He has the most walk-off home runs in franchise history (12) and the second-most multiple homer games (37) extra-inning homers (11) and grand slams (9) – behind Albert Pujols (42, 13 and 12, respectively).

After initially joining the Cardinals late in 1941, Musial arrived for good the following season, beginning a stretch of 16 straight years in which he batted .300 or better. In 1943, Musial led the National League with a .357 average, 220 hits, 48 doubles and 20 triples en route to earning the first of his three Most Valuable Player awards. Musial also was named MVP in 1946 (led league with .365 average, 124 runs, 228 hits, 50 doubles and 20 triples) and 1948 (topped N.L. with .376 average, 135 runs, 230 hits, 46 doubles, 18 triples and 131 RBI). All told, the sweet-swinging left-handed batter paced the Senior Circuit in batting seven times.

A member of four World Series teams (1942, 1943, 1944 and 1946), Musial was chosen to play in 24 All-Star Games (tied for the most in major league history with Hank Aaron and Willie Mays). His six home runs are the most in Midsummer Classic annals. He won the 1955 game with a 12th-inning homer off Frank Sullivan of the Boston Red Sox at County Stadium in Milwaukee.

On May 13, 1958, Musial collected the 3,000th hit of his career with a pinch-hit double off Moe Drabowsky of the Chicago Cubs at Wrigley Field. Musial finished his career with 3,630 hits. At the time of his retirement, he held major league records for extra-base hits and total bases and N.L. marks for runs, hits, doubles and RBI. He still has the fourth-most hits in baseball history – behind Pete Rose (4,256), Ty Cobb (4,190) and Hank Aaron (3,771).

Following his playing days, Musial was a long-time senior vice-president with the Cardinals and served as general manager when they won the 1967 World Series over the Boston Red Sox.

Musial was the first player in Cardinals history to have his uniform number retired, and he was a first-ballot National Baseball Hall of Fame inductee in 1969, receiving 93 percent of the votes from the Baseball Writers Association of America. He was selected to the Major League Baseball All-Century team in 1999 and was an inaugural member of the St. Louis Cardinals Hall of Fame in 2014. In 2015, Musial was voted by the fans as a member of Franchise Four, joining Lou Brock, Bob Gibson and Rogers Hornsby as one of the most impactful players who best represented the history of the Cardinals.

More than anything else, the personable Musial was a great emissary for all that is good about the game of baseball. A bronze statue of Musial stands outside Busch Stadium with the following words: “Here stands baseball’s perfect warrior. Here stands baseball’s perfect knight.” In 2010, Musial was chosen by former President Barack Obama to receive the Presidential Medal of Freedom, the highest civilian honor for a United States citizen.

PROMINENT CARDINALS WHO WORE NO. 6

- Jack Rothrock, 1934-35
- Red Schoendienst, 1945



Stan Musial

COMPLETE RECORD

Year Club	AVG	G	AB	R	H	2B	3B	HR	RBI	BB	SO	SB	SLG	OBP
1938 Williamson	.258	26	62	5	16	3	0	1	6	---	---	---	---	---
1939 Williamson	.352	23	71	10	25	3	3	1	9	---	---	---	---	---
1940 Daytona Beach	.311	113	405	55	126	17	10	1	70	---	---	---	---	---
1941 Springfield (Mo.)	.379	87	348	100	132	27	10	*26	94	---	---	---	---	---
Rochester	.326	54	221	43	72	10	4	3	21	---	---	---	---	---
St. Louis	.426	12	47	8	20	4	0	1	7	2	1	1	.574	.449
1942 St. Louis	.315	140	467	87	147	32	10	10	72	62	25	6	.490	.397
1943 St. Louis	*.357	157	617	108	*220	*48	*20	13	81	72	18	9	*.562	*.425
1944 St. Louis	.347	146	568	112	+197	*51	14	12	94	90	28	7	*.549	*.440
1945	DID NOT PLAY, MILITARY SERVICE													
1946 St. Louis	*.365	156	624	*124	*228	*50	*20	16	103	73	31	7	*.587	.434
1947 St. Louis	.312	149	587	113	183	30	13	19	95	80	24	4	.504	.398
1948 St. Louis	*.376	155	611	*135	*230	*46	*18	39	*131	79	34	7	*.702	*.450
1949 St. Louis	.338	157	612	128	*207	*41	+13	36	123	107	38	3	.624	*.438
1950 St. Louis	*.346	146	555	105	192	41	7	28	109	87	36	5	*.596	.437
1951 St. Louis	*.355	152	578	+124	205	30	+12	32	108	98	40	4	.614	.449
1952 St. Louis	*.336	154	578	+105	*194	*42	6	21	91	96	29	7	*.538	.432
1953 St. Louis	.337	157	593	127	200	*53	9	30	113	*105	32	3	.609	*.437
1954 St. Louis	.330	153	591	+120	195	*41	9	35	126	103	39	1	.607	.433
1955 St. Louis	.319	154	562	97	179	30	5	33	108	80	39	5	.566	.411
1956 St. Louis	.310	156	594	87	184	33	6	27	*109	75	39	2	.522	.390
1957 St. Louis	*.351	134	502	82	176	38	3	29	102	66	34	1	.612	*.428
1958 St. Louis	.337	135	472	64	159	35	2	17	62	72	26	0	.528	.426
1959 St. Louis	.255	115	341	37	87	13	2	14	44	60	25	0	.428	.367
1960 St. Louis	.275	116	331	49	91	17	1	17	63	41	34	1	.486	.358
1961 St. Louis	.288	123	372	46	107	22	4	15	70	52	35	0	.489	.376
1962 St. Louis	.330	135	433	57	143	18	1	19	82	64	46	3	.508	.420
1963 St. Louis	.255	124	337	34	86	10	2	12	58	35	43	2	.404	.329
MAJOR TOTALS	.331	3026	10972	1949	3630	725	177	475	1951	1599	696	78	.559	.418

*Led League. +Tied for league lead.

WORLD SERIES RECORD

Year Club/Opp.	AVG	G	AB	R	H	2B	3B	HR	RBI	BB	SO	SB	SLG	OBP
1942 St.L. vs. N.Y.	.222	5	18	2	4	1	0	0	2	4	0	0	.278	.364
1943 St.L. vs. N.Y.	.278	5	18	2	5	0	0	0	0	2	2	0	.278	.350
1944 St.L. vs. St.L.	.304	6	23	2	7	2	0	1	2	2	0	0	.522	.360
1946 St.L. vs. Bos.	.222	7	27	3	6	4	1	0	4	4	2	1	.444	.323
W.S. TOTALS	.256	23	86	9	22	7	1	1	8	12	4	1	.395	.347

ALL-STAR RECORD

Year Club	AVG	G	AB	R	H	2B	3B	HR	RBI	BB	SO	SB	SLG	OBP
1943 National	.250	1	4	0	1	1	0	0	1	0	0	0	.500	.250
1944 National	.250	1	4	1	1	0	0	0	1	0	0	0	.250	.250
1946 National	.000	1	2	0	0	0	0	0	0	0	0	0	.000	.000
1947 National	.000	1	1	0	0	0	0	0	0	0	0	0	.000	.000
1948 National	.500	1	4	1	2	0	0	1	2	1	1	0	1.250	.600
1949 National	.750	1	4	1	3	0	0	1	2	1	0	0	1.500	.800
1950 National	.000	1	5	0	0	0	0	0	0	1	0	0	.000	.167
1951 National	.500	1	4	1	2	0	0	1	1	1	0	1	1.250	.600
1952 National	.000	1	2	1	0	0	0	0	0	0	2	0	.000	.600
1953 National	.500	1	4	0	2	0	0	0	0	0	1	0	.500	.500
1954 National	.400	1	5	1	2	0	0	0	0	0	0	0	.400	.400
1955 National	.250	1	4	1	1	0	0	1	1	1	1	0	1.000	.400
1956 National	.250	1	4	1	1	0	0	1	1	0	1	0	1.000	.250
1957 National	.333	1	3	1	1	1	0	0	0	1	0	0	.667	.500
1958 National	.250	1	4	1	1	0	0	0	0	0	0	0	.250	.250
1959 National	.000	2	1	0	0	0	0	0	0	1	0	0	.000	.500
1960 National	1.000	2	2	1	2	0	0	1	1	0	0	0	2.500	1.000
1961 National	.000	2	2	0	0	0	0	0	0	0	1	0	.000	.000
1962 National	.333	2	3	0	1	0	0	0	0	0	0	0	.333	.333
1963 National	.000	1	1	0	0	0	0	0	0	0	0	0	.000	.000
A.S. TOTALS	.317	24	63	11	20	2	0	6	10	7	7	1	.635	.386

HISTORY



Retired Numbers

**ENOS SLAUGHTER**
OUTFIELDER**9****FULL NAME:** Enos Bradsher Slaughter**HEIGHT:** 5-9 **WEIGHT:** 190 **BATTED:** Left **THREW:** Right**BORN:** April 27, 1916 at Roxboro, North Carolina**DIED:** August 12, 2002 at Durham, North Carolina**YEARS WITH CARDINALS:** 1938-42, 1946-53**NUMBER RETIRED:** 1996

He didn't have the nickname, but Enos Slaughter was a genuine "Charlie Hustle." Throughout his career, he was known for his all-out style of play.

Slaughter dashed into baseball immortality in Game 7 of the 1946 World Series against the Boston Red Sox. With the score tied 3-3 in the bottom of the eighth inning, Slaughter led off with a single. He remained at first base as the next two batters were retired and then took off to steal second with left fielder Harry Walker at the plate. Walker stroked a double into center field, and Boston's Leon Culberson threw the ball to shortstop Johnny Pesky. While Pesky hesitated on the relay, Slaughter kept on running, ignoring third base coach Mike Gonzalez's stop sign and scoring what proved to be the series-deciding run.

Long before his "Mad Dash," Slaughter was a bona fide all-star. He broke into the major leagues with the Cardinals in 1938 and the next year led the National League with 52 doubles while batting .320. It was the first of four straight seasons in which Slaughter batted at a .300 clip. In 1942, he had a .318 average – second in the N.L. to Ernie Lombardi of the Boston Braves (.330) – and league-leading totals of 188 hits and 17 triples. St. Louis' outfield of Slaughter in right, Terry Moore in center and Stan Musial in left is regarded as the best in franchise history. The Cardinals won the 1942 World Championship over the New York Yankees.

After a three-year stint in the service, Slaughter returned to the Cardinals in 1949 and topped the league with 130 RBI to go with a .300 average and 18 home runs. In 1950 and 1952, Slaughter drove in 101 runs while hitting fewer than 15 home runs.

On April 11, 1954, Slaughter was traded to the Yankees for outfielder Bill Virdon, pitcher Mel Wright and minor league outfielder Emil Tellingier. Upon being told of the deal, Slaughter sat in front of his locker and cried. On the Cardinals' career lists, he ranks third in triples (135) and RBI (1,149); fourth in walks (838); fifth in games played (1,820), runs (1,071), hits (2,064) and total bases (3,138); sixth in at-bats (6,775); and seventh in doubles (366). He batted .300 in eight of his 13 seasons with the Cardinals.

Slaughter subsequently played for the Kansas City Athletics (1955-56) before returning to the Yankees (1956-59) and finishing his career with the Milwaukee Braves (1959). The Veterans Committee elected the 10-time All-Star, who was nicknamed "Country," into the National Baseball Hall of Fame in 1985, and he was an inaugural member of the St. Louis Cardinals Hall of Fame in 2014.

PROMINENT CARDINALS WHO WORE NO. 9

- Roger Maris, 1967-68
- Joe Torre, 1969-74, 1991-95
- Terry Pendleton, 1984-90



Enos Slaughter

COMPLETE RECORD

Year Club	AVG	G	AB	R	H	2B	3B	HR	RBI	BB	SO	SB	SLG	OBP
1935 Martinsville	.273	109	422	68	115	25	11	18	---	---	---	---	---	---
1936 Columbus	.325	151	569	106	185	31	*20	9	118	---	---	---	---	---
1937 Columbus	*.382	154	642	*147	*245	42	13	26	122	---	---	---	---	---
1938 St. Louis	.276	112	395	59	109	20	10	8	58	32	38	1	.438	.330
1939 St. Louis	.320	149	604	95	193	*52	5	12	86	44	53	2	.482	.371
1940 St. Louis	.306	140	516	96	158	25	13	17	73	50	35	8	.504	.370
1941 St. Louis	.311	113	425	71	132	22	9	13	76	53	28	4	.496	.390
1942 St. Louis	.318	152	591	100	*188	31	*17	13	98	88	30	9	.494	.412
1943	DID NOT PLAY, MILITARY SERVICE													
1944	DID NOT PLAY, MILITARY SERVICE													
1945	DID NOT PLAY, MILITARY SERVICE													
1946 St. Louis	.300	156	609	100	183	30	8	18	*130	69	41	9	.465	.374
1947 St. Louis	.294	147	551	100	162	31	13	10	86	59	27	4	.452	.366
1948 St. Louis	.321	146	549	91	176	27	11	11	90	81	29	4	.470	.409
1949 St. Louis	.336	151	568	92	191	34	+13	13	96	79	37	3	.511	.418
1950 St. Louis	.290	148	556	82	161	26	7	10	101	66	33	3	.415	.367
1951 St. Louis	.281	123	409	48	115	17	8	4	64	67	25	7	.391	.386
1952 St. Louis	.300	140	510	73	153	17	12	11	101	70	25	6	.445	.386
1953 St. Louis	.291	143	492	64	143	34	9	6	89	80	28	4	.433	.395
1954 New York (AL)	.248	69	125	19	31	4	2	1	19	28	8	0	.336	.386
1955 New York (AL)	.111	10	9	1	1	0	0	0	1	1	1	0	.111	.200
Kansas City	.322	108	267	49	86	12	4	5	34	40	17	2	.453	.408
1956 Kansas City	.278	91	223	37	62	14	3	2	23	29	20	1	.395	.362
New York (AL)	.289	24	83	15	24	4	2	0	4	5	6	1	.386	.330
1957 New York (AL)	.254	96	209	24	53	7	1	5	34	40	19	0	.368	.369
1958 New York (AL)	.304	77	138	21	42	4	1	4	19	21	16	2	.435	.396
1959 New York (AL)	.172	74	99	10	17	2	0	6	21	13	19	1	.374	.265
Milwaukee	.167	11	18	0	3	0	0	0	1	3	3	0	.167	.286
MAJOR TOTALS	.300	2380	7946	1247	2383	413	148	169	1304	1018	538	71	.453	.382

*Led League

+Tied for League Lead

WORLD SERIES RECORD


Year Club/Opp.	AVG	G	AB	R	H	2B	3B	HR	RBI	BB	SO	SB	SLG	OBP
1942 St.L. vs. N.Y.	.263	5	19	3	5	1	0	1	2	3	2	0	.474	.364
1946 St.L. vs. Bos.	.320	7	25	5	8	1	1	1	2	4	3	1	.560	.414
1956 N.Y. vs. Bro.	.350	6	20	6	7	0	0	1	4	4	0	0	.500	.458
1957 N.Y. vs. Mil.	.250	5	12	2	3	1	0	0	0	3	2	0	.333	.400
1958 N.Y. vs. Mil.	.000	4	3	1	0	0	0	0	0	1	1	0	.000	.250
W.S. TOTALS	.291	27	79	17	23	3	1	3	8	15	8	1	.468	.404

ALL-STAR RECORD

Year Club	AVG	G	AB	R	H	2B	3B	HR	RBI	BB	SO	SB	SLG	OBP
1941 National	.500	1	2	1	1	0	0	0	0	0	1	0	.500	---
1942 National	.500	1	2	0	1	0	0	0	0	0	0	0	.500	---
1946 National	.000	1	1	0	0	0	0	0	0	0	0	0	.000	---
1947 National	.000	1	3	0	0	0	0	0	0	1	0	0	.000	---
1948 National	.500	1	2	0	1	0	0	0	0	1	0	0	.500	---
1949 National	.000	1	1	0	0	0	0	0	0	0	0	0	.000	---
1950 National	.500	1	4	1	2	0	1	0	1	1	0	0	1.000	---
1951 National	.000	1	1	0	0	0	0	0	0	0	0	0	.000	---
1952 National	.500	1	2	0	1	1	0	0	0	0	1	0	1.000	---
1953 National	.667	1	3	2	2	0	0	0	1	1	0	1	.667	---
A.S. TOTALS	.381	10	21	4	8	1	1	0	2	4	2	1	.524	---



Retired Numbers

**TONY La RUSSA**
MANAGER**10****FULL NAME:** Anthony La Russa Jr.**BORN:** October 4, 1944 at Tampa, Florida**YEARS WITH CARDINALS:** 1996-2011**NUMBER RETIRED:** 2012

Tony La Russa was tantamount with winning.

As manager of the Cardinals from 1996 to 2011, La Russa amassed 1,408 victories. He became the winningest manager in franchise history Aug. 31, 2007, surpassing Red Schoendienst with No. 1,042. La Russa also won championships in St. Louis: eight division titles, three National League pennants and the 2006 and 2011 World Series. All told, the Cardinals made nine postseason appearances in La Russa's 16 seasons at the helm, and his teams finished first, second or third in the N.L. Central Division 13 times.

His finest hour may have been his last. Trailing the Texas Rangers three games to two in the 2011 World Series – and twice down to their final strike in Game 6 – the Cardinals rallied to force Game 7 and went on to capture the franchise's 11th world championship. It capped a magical two-month odyssey for the ball club, which had been staving off elimination seemingly at every turn since Aug. 25, when it trailed the N.L. wild card race by 10 1/2 games, and made the playoffs on the season's final day.

When La Russa announced his retirement Oct. 31, 2011, his 16 years of continuous service were the most among active managers/head coaches in the four major professional sports leagues.

Prior to the Cardinals, La Russa managed the Chicago White Sox (1979-86) and Oakland A's (1986-95). Over 33 seasons, he totaled 2,728 victories, ranking third in Major League Baseball history behind Connie Mack (3,731) and John McGraw (2,763). La Russa managed 5,097 games, second to Mack (7,755).

La Russa is the only manager to win multiple pennants in both leagues and one of two to win a World Series title in both, following Sparky Anderson. La Russa's 70 postseason victories (50 with St. Louis, 19 with Oakland and 1 with Chicago) rank second to Joe Torre's 84 among big league skippers.

In Oakland, La Russa piloted the A's to four division titles, three American League pennants and the 1989 World Championship. He is the A's franchise leader with 798 wins. The 1983 White Sox won the A.L. Western Division to make their first postseason appearance in 24 years.

La Russa and Leo Durocher are the only managers in major league history to win 500 games with three different teams. La Russa was named Major League Manager of the Year in 1983 and 1996; A.L. Manager of the Year in 1983, 1988 and 1992; and N.L. Manager of the Year in 2002. La Russa is the only manager to win an All-Star Game in both leagues, and he had a 4-2 record in the Midsummer Classic.

A native of Tampa, Fla., La Russa played second base, shortstop and third base in the majors for parts of six seasons with the Kansas City A's (1963), Oakland (1968-71), Atlanta (1971) and Chicago Cubs (1973).

Nineteen years before becoming manager of the Cardinals, La Russa served as a player-coach for the organization's New Orleans Triple-A affiliate in 1977. He began his managerial career a year later in the White Sox minor league system with Double-A Knoxville.

La Russa is a 1978 graduate of the Florida State University College of Law. He passed the bar exam in 1979 and became one of five lawyer/managers in baseball history, joining Monte Ward, Hughie Jennings, Miller Huggins and Branch Rickey.

In 2014, La Russa was inducted into the National Baseball Hall of Fame and was an inaugural member of the St. Louis Cardinals Hall of Fame. He and his wife, Elaine, are the founders of Tony La Russa's Animal Rescue Foundation, which saves abandoned dogs and cats and finds them homes.

On Oct. 29, 2020, La Russa returned to the White Sox as manager, becoming the first active Hall of Fame manager (not Hall of Fame player who became manager) in baseball history. He previously served as an executive with Major League Baseball (2012-13), the Arizona Diamondbacks (2014-17), Boston Red Sox (2017-19) and Los Angeles Angels (2019-20).



Tony La Russa

MANAGERIAL RECORD

Year	Club	W	L	PCT.	FINISH
1979	Chicago (AL)	27	27	.500	5th
1980	Chicago (AL)	70	90	.438	5th
1981	Chicago (AL)	54	52	.509	*
1982	Chicago (AL)	87	75	.537	3rd
1983	Chicago (AL)	99	63	.611	1st
1984	Chicago (AL)	74	88	.457	5th
1985	Chicago (AL)	85	77	.525	3rd
1986	Chicago (AL)	26	38	.406	5th
1986	Oakland	45	34	.570	3rd
1987	Oakland	81	81	.500	3rd
1988	Oakland	104	58	.642	1st
1989	Oakland	99	63	.611	1st
1990	Oakland	103	59	.636	1st
1991	Oakland	84	78	.519	4th
1992	Oakland	96	66	.593	1st
1993	Oakland	68	94	.420	7th
1994	Oakland	51	63	.447	2nd
1995	Oakland	67	77	.465	4th
1996	St. Louis	88	74	.543	1st
1997	St. Louis	73	89	.451	4th
1998	St. Louis	83	79	.512	3rd
1999	St. Louis	75	86	.466	4th
2000	St. Louis	95	67	.586	1st
2001	St. Louis	93	69	.574	2nd
2002	St. Louis	97	65	.599	1st
2003	St. Louis	85	77	.525	3rd
2004	St. Louis	105	57	.648	1st
2005	St. Louis	100	62	.617	1st
2006	St. Louis	83	78	.516	1st
2007	St. Louis	78	84	.481	3rd
2008	St. Louis	86	76	.531	4th
2009	St. Louis	91	71	.562	1st
2010	St. Louis	86	76	.531	2nd
2011	St. Louis	90	72	.556	2nd
ST. LOUIS TOTALS		1408	1182	.544	
MAJOR TOTALS		2728	2365	.536	

* Split season due to players' strike. White Sox finished third in first half and sixth in second half.

**MAJOR LEAGUE BASEBALL
CAREER MANAGERIAL WINS**

Connie Mack	3,731
John McGraw	2,763
Tony La Russa	2,728

**ST. LOUIS CARDINALS
CAREER MANAGERIAL WINS**

Tony La Russa	1,408
Red Schoendienst	1,041
Whitey Herzog	822

PROMINENT CARDINALS WHO WORE NO. 10

- Johnny Mize, 1936-41
- Mike Tyson, 1972-78
- Tom Alston, 1954-55
- Ken Oberkfell, 1981-84



Retired Numbers

**KEN BOYER**
THIRD BASEMAN/MANAGER**14****FULL NAME:** Kenton Lloyd Boyer**HEIGHT:** 6-2 **WEIGHT:** 200 **BATTED:** Right **THREW:** Right**BORN:** May 20, 1931 at Liberty, Missouri**DIED:** September 7, 1982 at St. Louis, Missouri**YEARS WITH CARDINALS:** 1955-65, 1971-72, 1978-80**NUMBER RETIRED:** 1984

Only one player in Cardinals history has hit for the cycle twice. Ken Boyer accomplished the feat Sept. 14, 1961, against the Chicago Cubs and June 16, 1964, against the Houston Colt .45s.

Boyer was a solid all-around third baseman. He hit for average and power and earned five Gold Glove Awards for his fielding prowess. From 1958 to 1963, he averaged 26 home runs and 98 RBI to go with a .304 batting average. Then in 1964, Boyer was named the National League Most Valuable Player after batting .295 with 24 homers and a league-leading 119 RBI. In the World Series against the New York Yankees, Boyer clubbed a grand slam in Game 4 to give the Cardinals a 4-3 victory and contributed three hits and three runs to help St. Louis win the seventh and deciding game, 7-5.

An N.L. All-Star in 1956 and from 1959 to 1964, Boyer hit a two-run homer in the second 1960 game at Yankee Stadium and a solo blast in the 1964 contest at Shea Stadium. He was a .348 batter (8-for-23) in the Midsummer Classic.

"The Captain" was traded to the New York Mets on Oct. 20, 1965, in exchange for pitcher Al Jackson and third baseman Charley Smith. On the Cardinals' career lists, Boyer ranks third in home runs (255); sixth in RBI (1,001) and total bases (3,011); seventh in at-bats (6,334); eighth in runs (988); ninth in hits (1,855) and games played (1,667) and 10th in walks (631). His seven grand slams are tied for third in club history behind Albert Pujols (12) and Stan Musial (9).

Being a native Missourian, Boyer was always a Cardinal at heart. He returned to the organization as a minor league manager in 1970 and again from 1973 to 1976 and served as a major league coach in 1971 and 1972. He replaced Vern Rapp as manager of the big league club on April 29, 1978, and piloted the Cardinals to an 86-76 record and third-place finish in the N.L. Eastern Division the following year. But, in 1980, with expectations high, the Cardinals never got on track, and Boyer was dismissed June 8 after a 6-4 loss in the first game of a double-header against the Montreal Expos dropped their record to 18-33.

Boyer was diagnosed with lung cancer in the early 1980s, and the disease ultimately took his life in 1982 at just 51 years of age. He was an inaugural member of the Cardinals Hall of Fame in 2014.

PROMINENT CARDINALS WHO WORE NO. 14

- Burgess Whitehead, 1934-35
- Gerry Staley, 1947-54



Ken Boyer

COMPLETE RECORD

Year	Club	AVG	G	AB	R	H	2B	3B	HR	RBI	BB	SO	SB	SLG	OBP
1949	Lebanon	.455	16	33	10	15	1	1	3	9	---	---	---	---	---
1950	Hamilton	.342	80	240	41	82	17	6	9	61	---	---	---	---	---
1951	Omaha	.306	151	565	87	173	28	7	14	90	---	---	---	---	---
1952	DID NOT PLAY, MILITARY SERVICE														
1953	DID NOT PLAY, MILITARY SERVICE														
1954	Houston	.319	159	634	116	202	42	7	21	116	---	---	---	---	---
1955	St. Louis	.264	147	530	78	140	27	2	18	62	37	67	22	.425	.313
1956	St. Louis	.306	150	595	91	182	30	2	26	98	38	65	8	.494	.349
1957	St. Louis	.265	142	544	79	144	18	3	19	62	44	77	12	.414	.321
1958	St. Louis	.307	150	570	101	175	21	9	23	90	49	53	11	.496	.365
1959	St. Louis	.309	149	563	86	174	18	5	28	94	67	77	12	.508	.384
1960	St. Louis	.304	151	552	95	168	26	10	32	97	56	77	8	.562	.373
1961	St. Louis	.329	153	589	109	194	26	11	24	95	68	91	6	.533	.400
1962	St. Louis	.291	160	611	92	178	27	5	24	98	75	104	12	.470	.370
1963	St. Louis	.285	159	617	86	176	28	2	24	111	70	90	1	.454	.360
1964	St. Louis	.295	162	628	100	185	30	10	24	*119	70	85	3	.489	.367
1965	St. Louis	.260	144	535	71	139	18	2	13	75	57	73	2	.374	.332
1966	New York (NL)	.266	136	496	62	132	28	2	14	61	30	64	4	.415	.308
1967	New York (NL)	.235	56	166	17	39	7	2	3	13	26	22	2	.355	.339
	Chicago (AL)	.261	57	180	17	47	5	1	4	21	7	25	0	.367	.289
1968	Chicago (AL)	.125	10	24	0	3	0	0	0	0	1	6	0	.125	.160
	Los Angeles (NL)	.271	83	221	20	60	7	2	6	41	16	34	2	.403	.324
1969	Los Angeles (NL)	.206	25	34	0	7	2	0	0	4	2	7	0	.265	.250
MAJOR TOTALS		.287	2034	7455	1104	2143	318	68	282	1141	713	1017	105	.462	.351

*Led League

WORLD SERIES RECORD

Year	Club/Opp.	AVG	G	AB	R	H	2B	3B	HR	RBI	BB	SO	SB	SLG	OBP
1964	St.L. vs. N.Y.	.222	7	27	5	6	1	0	2	6	1	5	0	.481	.250

ALL-STAR RECORD

Year	Club	AVG	G	AB	R	H	2B	3B	HR	RBI	BB	SO	SB	SLG	OBP
1956	National	.600	1	5	1	3	0	0	0	1	0	0	0	.600	.600
1959	National	.333	2	3	1	1	0	0	0	0	1	0	0	.333	.500
1960	National	1.000	2	1	1	1	0	0	1	2	1	0	0	1.000	1.000
1961	National	.000	1	2	0	0	0	0	0	0	1	2	0	.000	.333
1962	National	.200	2	5	0	1	0	0	0	0	0	1	0	.200	.200
1963	National	.000	1	3	0	0	0	0	0	0	0	0	0	.000	.000
1964	National	.500	1	4	1	2	0	0	1	1	0	1	0	1.250	.500
A.S. TOTALS		.348	10	23	4	8	0	0	2	4	3	4	0	.609	.423



Retired Numbers

**DIZZY DEAN**
PITCHER**17****FULL NAME:** Jay Hanna (Dizzy) Dean**HEIGHT:** 6-2 **WEIGHT:** 182 **BATTED:** Right **THREW:** Right**BORN:** January 16, 1910 at Lucas, Arkansas**DIED:** July 17, 1974 at Reno, Nevada**YEARS WITH CARDINALS:** 1930, 1932-37**NUMBER RETIRED:** 1974

Dizzy Dean was the prototypical member of the Gas House Gang. The right-handed pitcher was one of baseball's zaniest characters. He also was a warrior and a winner.

After a cup of coffee with the Cardinals in 1930, Dean became a mainstay two years later. He put together his best season in 1934, going 30-7 with a 2.66 ERA and 195 strikeouts. Dean led the National League in wins and strikeouts and ranked second in ERA en route to being named the Most Valuable Player. He is the only pitcher in Cardinals history to win 30 games and the last N.L. hurler to accomplish the feat. St. Louis won the World Series that year over the Detroit Tigers four games to three, with Dean and his brother, Paul, accounting for all four victories. Dizzy fired a six-hit shutout in an 11-0 Game 7 win.

Dean, who led the league with 28 wins in 1935, was selected to four consecutive All-Star Games from 1934 to 1937. He was the winning pitcher in 1936 and the loser in 1937. But Dean lost more than the game in 1937. A line drive off the bat of Cleveland Indians' outfielder Earl Averill in the third inning broke one of Dean's toes. Dean refused to take time off to let the injury heal, and he began utilizing an unnatural pitching delivery that led to an arm injury from which he never fully recovered.

On April 16, 1938, the Cardinals traded Dean to the Chicago Cubs in exchange for pitchers Clyde Shoun and Curt Davis, outfielder Tuck Stainback and \$185,000. On the Cardinals' career lists, Dean ranks third in strikeouts (1,095); fourth in winning percentage (.641); sixth in complete games (141) and shutouts (23); seventh in wins (134); and 10th in innings pitched (1,738.1).

Dean was known for his fun-loving lifestyle and story telling as much as his success. In a double-header against the Brooklyn Dodgers at Sportsman's Park on Sept. 21, 1934, Dizzy authored a three-hit shutout in the opener and Paul followed with a no-hitter. "Gee whiz," Dizzy said afterwards. "If I'd a known Paul was gonna do it, I'd a thrown one, too."

Following his playing days, Dean was a colorful broadcaster who became an ambassador for baseball. He was inducted into the National Baseball Hall of Fame in 1953 and was an inaugural member of the Cardinals Hall of Fame in 2014.

PROMINENT CARDINALS WHO WORE NO. 17

- Joe Garagiola, 1947-51
- Bobby Tolan, 1966-68
- Vinegar Bend Mizell, 1956-58



Dizzy Dean

COMPLETE RECORD

Year	Club	W-L	ERA	G	GS	CG	SHO	SV	IP	H	R	ER	BB	SO	BA
1930	St. Joseph	17-8	3.69	32	---	---	---	---	217.0	204	118	89	77	134	---
	Houston	8-2	2.82	14	---	---	---	---	85.0	62	31	27	49	95	---
	St. Louis	1-0	1.00	1	1	1	0	---	9.0	3	1	1	3	5	.103
1931	Houston	*26-10	+1.53	41	---	---	---	---	304.0	210	71	53	90	*303	---
1932	St. Louis	18-15	3.30	46	33	16	+4	---	*286.0	280	122	105	102	*191	.260
1933	St. Louis	20-18	3.04	*48	34	+26	3	---	293.0	279	113	99	64	*199	.250
1934	St. Louis	*30-7	2.66	50	33	24	*7	---	311.2	288	110	92	75	*195	.241
1935	St. Louis	*28-12	3.04	50	36	*29	3	---	*325.1	324	126	110	77	*190	.256
1936	St. Louis	24-13	3.17	+51	34	*28	2	---	*315.0	310	128	111	53	195	.253
1937	St. Louis	13-10	2.69	27	25	17	4	---	197.1	200	76	59	33	120	.259
1938	Chicago (NL)	7-1	1.81	13	10	3	1	---	74.2	63	20	15	8	22	.226
1939	Chicago (NL)	6-4	3.36	19	13	7	2	---	96.1	98	40	36	17	27	.261
1940	Chicago (NL)	3-3	5.17	10	9	3	0	---	54.0	68	35	31	20	18	.306
	Tulsa	8-8	3.17	21	---	---	---	---	142.0	149	69	50	19	51	---
1941	Chicago (NL)	0-0	18.00	1	1	0	0	---	1.0	3	3	2	0	1	.429
1947	St. Louis (AL)	0-0	0.00	1	1	0	0	---	4.0	3	0	0	1	0	.231
MAJOR TOTALS		150-83	3.02	317	230	154	26	---	1967.1	1919	774	661	453	1163	.253

*Led League

+Tied for League Lead

WORLD SERIES RECORD

Year	Club/Opp.	W-L	ERA	G	GS	CG	SHO	SV	IP	H	R	ER	BB	SO	BA
1934	St. L. vs. Det.	2-1	1.73	3	3	2	1	0	26.0	20	6	5	5	17	---
1938	Chi. (NL) vs. N.Y. (AL)	0-1	6.48	2	1	0	0	0	8.1	8	6	6	1	2	---
W.S. TOTALS		2-2	2.88	5	4	2	1	0	34.1	28	12	11	6	19	---

ALL-STAR RECORD

Year	Club	W-L	ERA	G	GS	CG	SHO	SV	IP	H	R	ER	BB	SO	BA
1934	National	0-0	3.00	1	0	0	0	0	3.0	5	1	1	1	4	---
1935	National	0-0	0.00	1	0	0	0	0	1.0	1	0	0	1	1	---
1936	National	1-0	0.00	1	1	0	0	0	3.0	0	0	0	2	3	---
1937	National	0-1	6.00	1	1	0	0	0	3.0	4	2	2	1	2	---
A.S. TOTALS		1-1	2.70	4	2	0	0	0	10.0	10	3	3	5	10	---



Retired Numbers

**LOU BROCK**
OUTFIELDER**20****FULL NAME:** Louis Clark Brock**HEIGHT:** 5-11 **WEIGHT:** 170 **BATS:** Left **THROWS:** Left**BORN:** June 18, 1939 at El Dorado, Arkansas**DIED:** September 6, 2020 at St. Louis, Missouri**YEARS WITH CARDINALS:** 1964-79**NUMBER RETIRED:** 1979

If it's been said once, it's been said a million times. The Cardinals' acquisition of outfielder Lou Brock from the Chicago Cubs on June 15, 1964, ranks as perhaps the greatest steal in baseball history. St. Louis traded pitchers Ernie Broglio and Bobby Shantz and outfielder Doug Clemens in exchange for Brock and pitchers Jack Spring and Paul Toth.

Over the course of his career with the Cardinals, Brock established himself as the most prolific base stealer in baseball history to that time. His 938 stolen bases stood as the major league record until Rickey Henderson bettered the mark in 1991. Brock's total remains the National League standard, and he owns the major league record with 12 seasons of 50 or more steals. Brock led the N.L. in thefts on eight occasions (1966 to 1969 and 1971 to 1974). He set the season record with 118 in 1974, bettering Maury Wills' mark of 104 during the 1962 campaign. In 1978, the N.L. announced that its annual stolen base leader would receive the Lou Brock Award, making Brock the first active player to have an award named after him.

But Brock was more than a base burglar. He was a career .293 batter with 3,023 hits. Seven times he batted at a .300 or better clip. In 1967, Brock slugged 21 home runs and had 76 RBI from the leadoff spot. He also had 52 stolen bases, making him the first player in baseball history with 20 homers and 50 steals. The following year, Brock topped the N.L. in doubles (46), triples (14) and stolen bases (62), becoming the first player in the Senior Circuit to do so since Honus Wagner of the Pittsburgh Pirates in 1908. Brock joined the 3,000-hit club Aug. 13, 1979, with a fourth-inning single off Dennis Lamp of the Chicago Cubs at Busch Stadium. Brock's 3,023 career hits rank 28th on baseball's all-time list through 2020.

Upon his arrival in St. Louis, Brock paid immediate dividends, batting .348 for the balance of the 1964 season and propelling the Cardinals from eighth place in the N.L. to a World Championship over the New York Yankees. The Cardinals won the World Series again in 1967 over the Boston Red Sox and were N.L. champions in 1968. Brock was at his best in postseason play. His .391 career batting average (34-for-87) ranks as the third-best in World Series history, while his 14 stolen bases are tied for the most all time with Eddie Collins of the Philadelphia Athletics and Chicago White Sox. Brock holds the Fall Classic record for stolen bases in a single series (7 in both 1967 and 1968).

On the Cardinals' career lists, Brock ranks first in stolen bases (888 – Vince Coleman is second with 549); second in games played (2,289), at-bats (9,125), runs (1,427) and hits (2,713); third in doubles (434) and total bases (3,776); fourth in triples (121); and sixth in walks (681). His 21 career leadoff home runs are the second-most in club annals behind Matt Carpenter (24).

Brock remained active in baseball after retiring as a player following the 1979 season. He worked in the Cardinals' broadcast booth from 1981 to 1984; was a base-running consultant for the Minnesota Twins in 1987, Los Angeles Dodgers in 1988 and Montreal Expos in 1993; and served as a special instructor for the Cardinals (base running and outfield play) from 1995-2020.

The six-time N.L. All-Star was a first-ballot National Baseball Hall of Fame inductee in 1985 and was an inaugural member of the St. Louis Cardinals Hall of Fame in 2014. He was voted the left fielder on the All-Busch Stadium II team in 2005. In 2015, Brock was voted by the fans as a member of Franchise Four, joining Bob Gibson, Rogers Hornsby and Stan Musial as one of the most impactful players who best represented the history of the Cardinals.



Lou Brock

COMPLETE RECORD

Year	Club	AVG	G	AB	R	H	2B	3B	HR	RBI	BB	SO	SB	SLG	OBP
1961	St. Cloud	.361	128	501	117	181	33	6	14	82	51	105	38	.535	---
	Chicago (NL)	.091	4	11	1	1	0	0	0	0	1	3	0	.091	.167
1962	Chicago (NL)	.263	123	434	73	114	24	7	9	35	35	96	16	.412	.322
1963	Chicago (NL)	.258	148	547	79	141	19	11	9	37	31	122	24	.382	.302
1964	Chicago (NL)	.251	52	215	30	54	9	2	2	14	13	40	10	.340	.300
	St. Louis	.348	103	419	81	146	21	9	12	44	27	87	33	.527	.391
1965	St. Louis	.288	155	631	107	182	35	8	16	69	45	116	63	.445	.345
1966	St. Louis	.285	156	643	94	183	24	12	15	46	31	134	*74	.429	.321
1967	St. Louis	.299	159	689	+113	206	32	12	21	76	24	109	*52	.472	.328
1968	St. Louis	.279	159	660	92	184	*46	*14	6	51	46	124	*62	.418	.329
1969	St. Louis	.298	157	665	97	195	33	10	12	47	50	115	*53	.434	.349
1970	St. Louis	.304	155	664	114	202	29	5	13	57	60	99	51	.422	.363
1971	St. Louis	.313	157	640	*126	200	37	7	7	61	76	107	*64	.425	.386
1972	St. Louis	.311	153	621	81	193	29	8	3	42	47	93	*63	.393	.360
1973	St. Louis	.297	160	650	110	193	29	8	7	63	71	112	*70	.398	.366
1974	St. Louis	.306	153	635	105	194	25	7	3	48	61	88	*118	.381	.368
1975	St. Louis	.309	136	528	78	163	27	6	3	47	38	64	56	.400	.359
1976	St. Louis	.301	133	498	73	150	24	5	4	67	35	75	56	.394	.348
1977	St. Louis	.272	141	489	69	133	22	6	2	46	30	74	35	.354	.317
1978	St. Louis	.221	92	298	31	66	9	0	0	12	17	29	17	.252	.263
1979	St. Louis	.304	120	405	56	123	15	4	5	38	23	43	21	.398	.346
MAJOR TOTALS		.293	2616	10332	1610	3023	486	141	149	900	761	1730	938	.410	.344

*Led league

+Tied for league lead

WORLD SERIES RECORD

Year	Club/Opp.	AVG	G	AB	R	H	2B	3B	HR	RBI	BB	SO	SB	SLG	OBP
1964	St.L. vs. N.Y.	.300	7	30	2	9	2	0	1	5	0	3	0	.467	.300
1967	St.L. vs. Bos.	.414	7	29	8	12	2	1	1	3	2	3	7	.655	.452
1968	St.L. vs. Det.	.464	7	28	6	13	3	1	2	5	3	4	7	.857	.516
W.S. TOTALS		.391	21	87	16	34	7	2	4	13	5	10	14	.655	.424

ALL-STAR RECORD


Year	Club	AVG	G	AB	R	H	2B	3B	HR	RBI	BB	SO	SB	SLG	OBP
1967	National	.000	1	2	0	0	0	0	0	0	0	0	0	.000	.000
1971	National	.000	1	1	0	0	0	0	0	0	0	0	0	.000	.000
1972	National	SELECTED, DID NOT PLAY													
1974	National	1.000	1	1	1	1	0	0	0	0	0	0	1	1.000	1.000
1975	National	.333	1	3	1	1	0	0	0	0	0	0	1	.333	.333
1979	National	1.000	1	1	0	1	0	0	0	0	0	0	0	1.000	1.000
A.S. TOTALS		.375	5	8	2	3	0	0	0	0	0	0	2	.375	.375

PROMINENT CARDINALS WHO WORE NO. 20

- Burleigh Grimes, 1933-34
- George Munger, 1946-52
- Wally Moon, 1954-58



Retired Numbers

**WHITEY HERZOG**
MANAGER**24****FULL NAME:** Dorrel Norman Elvert Herzog**BORN:** November 9, 1931 at New Athens, Illinois**YEARS WITH CARDINALS:** 1980-90**NUMBER RETIRED:** 2010

Baseball in St. Louis was reborn in the 1980s under Whitey Herzog.

A native of New Athens, Ill., in the Metro East area of St. Louis, Herzog managed the Cardinals from 1980 to 1990. He ranks third in franchise history with 822 victories – trailing only Tony La Russa (1,408) and Red Schoendienst (1,041) – and his teams won three National League pennants and the 1982 World Series.

Hand-picked by club president August Busch Jr., Herzog took over the Redbirds on June 9, 1980. Two months later, Herzog turned over his on-field managerial duties to become general manager and have more direct involvement in player personnel. He assumed the dual role of field manager and general manager in October. At the winter meetings that December, Herzog began to transform the Cardinals with three blockbuster trades involving 21 players. He envisioned a team built on speed and defense in spacious Busch Stadium.

St. Louis posted the best record in the N.L. in 1981 but finished second in the Eastern Division in both halves of the strike-interrupted season and did not make the playoffs. Herzog relinquished his general manager duties on Opening Day of the 1982 season. The Cardinals went on to win the World Series with a thrilling seven-game victory over the Milwaukee Brewers. It marked the franchise's first championship in 15 years.

Two more pennants followed in 1985 and 1987. Meanwhile, fans flocked to Busch Stadium to watch the Cardinals' entertaining style of play that became known as "Whiteyball." In Herzog's eight full seasons as skipper, St. Louis drew at least 2.4 million spectators annually while topping the 3-million plateau for the first two times in club annals (1987 and 1989). Herzog, who valued his sterling relationship with Busch, resigned July 5, 1990, less than a year after Busch died, and did not manage again.

Before coming to St. Louis, Herzog managed the Texas Rangers (1973), California Angels (1974 on an interim basis) and Kansas City Royals (1975-79). The Royals won three straight American League Western Division titles from 1976 to 1978 but fell to the New York Yankees in the League Championship Series all three times.

Herzog's lifetime managerial record was 1,281-1,125, a .532 winning percentage. His win total ranks 37th on baseball's all-time list through 2020. He was named the 1982 Major League Manager of the Year and 1985 N.L. Manager of the Year. The charismatic "White Rat" also spent time as a big league coach, farm system director and scout and briefly served as general manager of the Angels in 1993 and 1994.

Primarily an outfielder during an eight-year big-league playing career, Herzog batted .257 with 25 home runs and 172 RBI for the Washington Senators (1956-58), Kansas City Athletics (1958-60), Baltimore Orioles (1961-62) and Detroit Tigers (1963).

As a minor leaguer with the McAlester (Okla.) Rockets in 1949, Herzog was christened with the name "Whitey" by sportscaster Bill Speith for his light-colored hair.

Herzog was elected to the National Baseball Hall of Fame in 2010 by the Veterans Committee. Two days before the enshrinement ceremonies July 25, Cardinals chairman Bill DeWitt Jr. announced that Herzog's number 24 would be retired by the organization. Herzog wore No. 3 in 1980, but infielder Ken Oberkfell gave up No. 24 after the season and Herzog took it. Herzog was voted the manager on the All-Busch Stadium II team in 2005 and was an inaugural member of the Cardinals Hall of Fame in 2014.



Whitey Herzog

MANAGERIAL RECORD

Year	Club	W	L	PCT.	FINISH
1973	Texas	47	91	.341	6th
1974	California	2	2	.500	6th
1975	Kansas City	41	25	.621	2nd
1976	Kansas City	90	72	.556	1st
1977	Kansas City	102	60	.630	1st
1978	Kansas City	92	70	.568	1st
1979	Kansas City	85	77	.525	2nd
1980	St. Louis	38	35	.521	4th
1981	St. Louis	59	43	.578	1st*
1982	St. Louis	92	70	.568	1st
1983	St. Louis	79	83	.488	4th
1984	St. Louis	84	78	.519	3rd
1985	St. Louis	101	61	.623	1st
1986	St. Louis	79	82	.491	3rd
1987	St. Louis	95	67	.586	1st
1988	St. Louis	76	86	.469	5th
1989	St. Louis	86	76	.531	3rd
1990	St. Louis	33	47	.413	6th
ST. LOUIS TOTALS		822	728	.530	
MAJOR TOTALS		1281	1125	.532	

* Split season due to players' strike. Cardinals finished second in both halves but had best overall record in Eastern Division.

PROMINENT CARDINALS WHO WORE NO. 24

- Dick Groat, 1963-65
- Rick Ankiel, 2007-09
- Ken Oberkfell, 1977-80



Retired Numbers

**BRUCE SUTTER**
PITCHER**42****FULL NAME:** Howard Bruce Sutter**HEIGHT:** 6-2 **WEIGHT:** 190 **BATS:** Right **THROWS:** Right**BORN:** January 8, 1953 at Lancaster, Pennsylvania**YEARS WITH CARDINALS:** 1981-84**NUMBER RETIRED:** 2006

Bruce Sutter was a pioneer whose journey landed him in Cooperstown.

The right-handed lights-out closer, who made the split-fingered fastball famous, was elected to the National Baseball Hall of Fame in 2006. He became the fourth reliever enshrined into baseball's hallowed ground, following Hoyt Wilhelm (1985), Rollie Fingers (1992) and Dennis Eckersley (2004). Sutter was the first player never to start a game to be selected.

Sutter pitched for the Cardinals from 1981 to 1984. Acquired from the Chicago Cubs on Dec. 9, 1980, in exchange for first baseman Leon Durham, third baseman Ken Reitz and minor-league third baseman Ty Waller, Sutter proved to be a key acquisition for general manager and manager Whitey Herzog in his transformation of the Cardinals from underachievers to World Champions.

During the strike-shortened 1981 season, Sutter saved 25 games – the most by a St. Louis pitcher since the save became an officially recognized statistic in 1969. Chants of “Bruuuuce!” bellowed throughout Busch Stadium every time he ran in from the bullpen. Sutter recorded 36 saves in 1982 and struck out Gorman Thomas of the Milwaukee Brewers to wrap up Game 7 of the World Series.

Sutter had 45 saves in 1985 to tie the Major League record – set by Dan Quisenberry of the Kansas City Royals two years earlier – that since has been eclipsed. The Cardinals elected not to re-sign Sutter after that season, and he moved on to the Atlanta Braves. He subsequently was hampered by shoulder problems that led to his retirement following the 1988 campaign at the age of 35.

Struggling in the minor leagues with Class-A Quincy (Ill.) in 1973, Sutter learned the revolutionary split-fingered pitch from former Cardinals right-hander Fred Martin, then a Chicago minor-league pitching coach. The pitch, an offshoot of the forkball that Sutter was suited to throw because of his long fingers, aptly was described as “a fastball that winds up like a dead fish” because of its wicked forward spin.

By 1976, Sutter was in the big leagues with the Cubs. He won the 1979 N.L. Cy Young Award after amassing 37 saves and a 2.22 ERA with 110 strikeouts in 101.3 innings pitched. He was only the third reliever to be so honored, following Mark Marshall of the Los Angeles Dodgers in 1974 and Sparky Lyle of the New York Yankees in 1977.

In 12 major-league seasons, Sutter totaled 300 saves to rank third on baseball's all-time list at the time of his retirement and tied for 29th through 2020. He worked more than one inning for 188 of his rescues and surpassed 100 innings pitched in a season on five occasions, with one more year at 99. Sutter led the Senior Circuit in saves in 1979, 1980, 1981, 1982 and 1984. He was a six-time All-Star – appearing in four games and earning two wins (1978 and 1979) and two saves (1980 and 1981) while not allowing a run – and received the Rolands Relief Man Award four times.

Sutter's four-year St. Louis save total of 127 established a franchise record and now ranks fourth behind Jason Isringhausen (217), Lee Smith (160) and Todd Worrell (129). Sutter was voted the relief pitcher on the All-Busch Stadium II team in 2005 and was an inaugural member of the Cardinals Hall of Fame in 2014.



Bruce Sutter

COMPLETE RECORD

Year	Club	W-L	ERA	G	GS	CG	SHO	SV	IP	H	R	ER	BB	SO	BA
1972	Bradenton	0-0	0.00	2	0	0	0	0	5.0	3	0	0	0	4	---
1973	Quincy	3-3	4.13	40	0	0	0	5	85.0	94	52	39	27	76	---
1974	Key West	1-5	1.35	18	1	0	0	3	40.0	26	9	6	13	50	---
	Midland	1-2	1.44	8	1	0	0	0	25.0	22	6	4	6	14	---
1975	Midland	5-7	2.15	41	0	0	0	+13	67.0	64	26	16	21	50	---
1976	Wichita	2-1	1.50	7	0	0	0	1	12.0	9	3	2	4	16	---
	Chicago (NL)	6-3	2.70	52	0	0	0	10	83.1	63	27	25	26	73	.209
1977	Chicago (NL)	7-3	1.34	62	0	0	0	31	107.1	69	21	16	23	129	.183
1978	Chicago (NL)	8-10	3.18	64	0	0	0	27	99	82	44	35	34	106	.220
1979	Chicago (NL)	6-6	2.22	62	0	0	0	*37	101.1	67	29	25	32	110	.186
1980	Chicago (NL)	5-8	2.64	60	0	0	0	*28	102.1	90	35	30	34	76	.243
1981	St. Louis	3-5	2.62	48	0	0	0	*25	82.1	64	24	24	24	57	.218
1982	St. Louis	9-8	2.90	70	0	0	0	*36	102.1	88	38	33	34	61	.235
1983	St. Louis	9-10	4.23	60	0	0	0	21	89.1	90	45	42	30	64	.262
1984	St. Louis	5-7	1.54	71	0	0	0	*45	122.2	109	26	21	23	77	.245
1985	Atlanta	7-7	4.48	58	0	0	0	23	88.1	91	46	44	29	52	.267
1986	Atlanta	2-0	4.34	16	0	0	0	3	18.2	17	9	9	9	16	.243
1987															
INJURED -- DID NOT PLAY															
1988	Atlanta	1-4	4.76	38	0	0	0	14	45.1	49	26	24	11	40	.275
MAJOR TOTALS		68-71	2.83	661	0	0	0	300	1042.1	879	370	328	309	861	.230

* Led League

+ Tied for League Lead

LEAGUE CHAMPIONSHIP SERIES RECORD

Year	Club/Opp.	W-L	ERA	G	GS	CG	SHO	SV	IP	H	R	ER	BB	SO	BA
1982	St. L. vs. ATL	1-0	0.00	2	0	0	0	1	4.1	0	0	0	0	1	.000

WORLD SERIES RECORD

Year	Club/Opp.	W-L	ERA	G	GS	CG	SHO	SV	IP	H	R	ER	BB	SO	BA
1982	St. L. vs. MIL	1-0	4.70	4	0	0	0	2	7.2	6	4	4	3	6	.207

ALL-STAR RECORD

Year	Club	W-L	ERA	G	GS	CG	SHO	SV	IP	H	R	ER	BB	SO	BA
1977	National														
SELECTED -- DID NOT PLAY															
1978	National	1-0	0.00	1	0	0	0	0	1.2	0	0	0	0	2	---
1979	National	1-0	0.00	1	0	0	0	0	2.0	2	0	0	2	3	---
1980	National	0-0	0.00	1	0	0	0	1	2.0	0	0	0	1	1	---
1981	National	0-0	0.00	1	0	0	0	1	1.0	0	0	0	0	1	---
1984	National														
SELECTED -- DID NOT PLAY															
A.S. TOTALS		2-0	0.00	4	0	0	0	2	6.2	2	0	0	3	7	---

PROMINENT CARDINALS WHO WORE NO. 42

- Harvey Haddix, 1952-56
- Curt Flood, 1958

Note: No. 42 was retired throughout Major League Baseball in 1997 to commemorate the 50th anniversary of Jackie Robinson breaking the big league's color barrier.



Retired Numbers

**BOB GIBSON**
PITCHER**45****FULL NAME:** Robert Gibson**HEIGHT:** 6-1 **WEIGHT:** 195 **BATS:** Right **THROWS:** Right**BORN:** November 9, 1935 at Omaha, Nebraska**DIED:** October 2, 2020 in Omaha, Nebraska**YEARS WITH CARDINALS:** 1959-75**NUMBER RETIRED:** 1975

Bob Gibson ranks as the greatest pitcher in Cardinals history. A glance at the record book supports the claim. On the franchise's career lists, the right-hander ranks first in wins (251), games started (482), complete games (255), shutouts (56), innings pitched (3,884.1) and strikeouts (3,117). He is second in games pitched (528) and tied for ninth in ERA (2.91).

An outstanding athlete, Gibson played with the Harlem Globetrotters before arriving in St. Louis to stay in 1961. Three years later, he posted a 19-12 record with a 3.01 ERA in helping the Cardinals win the National League pennant. After losing Game 2 of the World Series to the New York Yankees, Gibson posted complete-game victories in Game 5 (5-2 in 10 innings) and Game 7 (7-5) and earned series Most Valuable Player honors.

Gibson was on his way to another banner season in 1967 when a line drive off the bat of Pittsburgh Pirates' outfielder Roberto Clemente on July 15 broke Gibson's right leg. He was sidelined 52 days but returned to pitch the N.L. pennant clincher against the Philadelphia Phillies on Sept. 18. In the Cardinals' World Series victory over the Boston Red Sox, Gibson went 3-0 with a 1.00 ERA, three complete games and 26 strikeouts to again be named series MVP.

The postseason dominance was a sign of things to come. In 1968, Gibson authored the greatest season by a pitcher in modern history. His 1.12 ERA established an all-time record for 300 or more innings. Gibson posted a 22-9 record with league-leading totals of 13 shutouts and 268 strikeouts. During one stretch, he surrendered merely two earned runs over 95 innings. Gibson was named the N.L. Cy Young Award winner and MVP. For an encore, Gibson set a record with 17 strikeouts in Game 1 of the World Series against the Detroit Tigers (a 4-0 victory). He pitched two more complete games (winning Game 4 by the score of 10-1 before losing Game 7 by a 4-1 margin) to run his streak to a record eight straight distance-going performances. Gibson totaled 35 strikeouts in the three games to establish a Fall Classic standard.

Gibson won his second Cy Young Award in 1970 on the strength of a 23-7 record and 3.12 ERA. He fired a no-hitter against Pittsburgh on Aug. 14, 1971, winning 11-0 at Three Rivers Stadium, and became the second pitcher in baseball history to record 3,000 career strikeouts July 17, 1974 (following Walter Johnson of the Washington Senators).

Accompanying his blazing fastball and pinpoint control was an intense demeanor. Gibson was a complete pitcher, socking 24 home runs and winning nine Gold Glove Awards. The nine-time N.L. All-Star was a first-ballot National Baseball Hall of Fame inductee in 1981 and an inaugural member of the St. Louis Cardinals Hall of Fame in 2014. He was selected to the Major League Baseball All-Century team in 1999 and voted the starting pitcher on the All-Busch Stadium II team in 2005. In 2015, Gibson was voted by the fans as a member of Franchise Four, joining Lou Brock, Rogers Hornsby and Stan Musial as one of the most impactful players who best represented the history of the Cardinals.

"Gibby" served as pitching coach for the New York Mets (1981) and Atlanta Braves (1982-84) and bullpen coach for St. Louis (1995). He also did some broadcasting and served as a special instructor for the Cardinals from 1996-2020.



Bob Gibson

COMPLETE RECORD

Year	Club	W-L	ERA	G	GS	CG	SHO	SV	IP	H	R	ER	BB	SO	BA
1957	Omaha	2-1	4.29	10	4	0	---	---	42.0	46	26	20	27	25	---
	Columbus	4-3	3.77	8	8	2	---	---	43.0	36	26	18	34	24	---
1958	Omaha	3-4	3.31	13	11	2	---	---	87.0	79	45	32	39	47	---
	Rochester	5-5	2.45	20	11	7	---	---	103.0	88	35	28	54	75	---
1959	Omaha	9-9	3.07	24	18	10	---	---	135.0	128	59	46	46	98	---
	St. Louis	3-5	3.33	13	9	2	1	0	75.2	77	35	28	39	48	.273
1960	Rochester	2-3	2.85	6	6	3	---	---	41.0	33	15	13	17	36	---
	St. Louis	3-6	5.61	27	12	2	0	0	86.2	97	61	54	48	69	.284
1961	St. Louis	13-12	3.24	35	27	10	2	1	211.1	186	91	76	119	166	.239
1962	St. Louis	15-13	2.85	32	30	15	+5	1	233.2	174	84	74	95	208	.204
1963	St. Louis	18-9	3.39	36	33	14	2	0	254.2	224	110	96	96	204	.233
1964	St. Louis	19-12	3.01	40	36	17	2	1	287.1	250	106	96	86	245	.232
1965	St. Louis	20-12	3.07	38	36	20	6	1	299.0	243	110	102	103	270	.222
1966	St. Louis	21-12	2.44	35	35	20	+5	0	280.1	210	90	76	78	225	.207
1967	St. Louis	13-7	2.98	24	24	10	2	0	175.1	151	62	58	40	147	.231
1968	St. Louis	22-9	*1.12	34	34	28	*13	0	304.2	198	49	38	62	*268	*.184
1969	St. Louis	20-13	2.18	35	35	*28	4	0	314.0	251	84	76	95	269	.219
1970	St. Louis	+23-7	3.12	34	34	23	3	0	294.0	262	111	102	88	274	.237
1971	St. Louis	16-13	3.04	31	31	20	+5	0	245.2	215	96	83	76	185	.232
1972	St. Louis	19-11	2.46	34	34	23	4	0	278.0	226	83	76	88	208	.224
1973	St. Louis	12-10	2.77	25	25	13	1	0	195.0	159	71	60	57	142	.224
1974	St. Louis	11-13	3.83	33	33	9	1	0	240.0	236	111	102	104	129	.259
1975	St. Louis	3-10	5.04	22	14	1	0	2	109.0	120	66	61	62	60	.287
MAJOR TOTALS		251-174	2.91	528	482	255	56	6	3884.1	3279	1420	1258	1336	3117	.228

* Led League

+ Tied for League Lead.

WORLD SERIES RECORD

Year	Club/Opp.	W-L	ERA	G	GS	CG	SHO	SV	IP	H	R	ER	BB	SO	BA
1964	St.L. vs. N.Y.	2-1	3.00	3	3	2	0	0	27.0	23	11	9	8	31	---
1967	St.L. vs. Bos.	3-0	1.00	3	3	3	1	0	27.0	14	3	3	5	26	---
1968	St.L. vs. Det.	2-1	1.67	3	3	3	1	0	27.0	18	5	5	4	35	---
W.S. TOTALS		7-2	1.89	9	9	8	2	0	81.0	55	19	17	17	92	---

ALL-STAR RECORD

Year	Club	W-L	ERA	G	GS	CG	SHO	SV	IP	H	R	ER	BB	SO	BA
1962	National	0-0	4.50	2	0	0	0	0	2.0	1	1	1	2	1	---
1965	National	0-0	0.00	1	0	0	0	1	2.0	2	0	0	1	3	---
1966	National	SELECTED, DID NOT PLAY													
1967	National	0-0	0.00	1	0	0	0	0	2.0	2	0	0	0	2	---
1968	National	SELECTED, DID NOT PLAY													
1969	National	0-0	9.00	1	0	0	0	0	1.0	2	1	1	1	2	---
1970	National	0-0	9.00	1	0	0	0	0	2.0	3	2	2	1	2	---
1972	National	0-0	0.00	1	1	0	0	0	2.0	1	0	0	0	0	---
A.S. TOTALS		0-0	3.27	7	1	0	0	1	11.0	11	4	4	5	10	---

PROMINENT CARDINALS WHO WORE NO. 45

- Von McDaniel, 1957-58



Retired Numbers



ROGERS HORNSBY

SECOND BASEMAN/MANAGER

FULL NAME: Rogers Hornsby

HEIGHT: 5-11 **WEIGHT:** 175 **BATTED:** Right **TREW:** Right

BORN: April 27, 1896 at Winters, Texas

DIED: January 5, 1963 at Chicago, Illinois

YEARS WITH CARDINALS: 1915-26, 1933

NUMBER RETIRED: 1997 (The Cardinals did not have numbers on their uniforms during Hornsby's tenure.)

Since 1900, only two players have batted .400 on three occasions – Ty Cobb and Rogers Hornsby. And only two players have won multiple Triple Crowns – Ted Williams and Hornsby.

Primarily a second baseman during his 23-year career, Hornsby batted .401 in 1922, .403 in 1925 and .424 (a modern-day record) in 1924. He is the lone player in Cardinals history to reach the coveted plateau. Hornsby led the National League in batting six consecutive seasons from 1920 to 1925, compiling a .397 average during that span. From 1921 to 1925, his average was .402, making him the only player ever to bat .400 over a five-year period.

Arguably the greatest right-handed batter of all time, Hornsby won the Triple Crown in 1922 and 1925. The first time, he batted .401 with 42 home runs (then an N.L. record) and 152 RBI while setting club records that still stand of 141 runs, 250 hits, 450 total bases, a .756 slugging percentage and a 33-game hitting streak. The second time, Hornsby had a .403 average with 39 homers and 139 RBI en route to being named the N.L. Most Valuable Player.

“The Rajah” spent the first 12 years of his career in St. Louis, leading the league in slugging percentage seven times; total bases six times; hits, doubles and RBI four times; runs three times; triples and home runs twice; and walks once. He was well known for refusing to go to movies because he thought the “strain” of watching the screen in darkness would hinder his eyesight.

On June 1, 1925, Hornsby took over as manager of the Cardinals, replacing Branch Rickey. Hornsby continued in the dual role in 1926 and piloted the club to an 89-65 record and its first-ever World Championship, a seven-game victory over the New York Yankees. He tagged out Babe Ruth attempting to steal second base for the final out of Game 7, calling the play that clinched the 3-2 victory “the biggest thrill of my baseball career.”

An outspoken individual, Hornsby at times was critical of owner Sam Breadon. Eventually, Breadon had enough, and on Dec. 26, 1926, Hornsby was traded to the New York Giants for infielder Frankie Frisch (who had had a falling out with his manager, John McGraw) and pitcher Jimmy Ring.

Hornsby subsequently played for and managed the Boston Braves (1928) and Chicago Cubs (1929-32), winning a second MVP Award in 1929, before returning to the Cardinals in 1933. His second stint, however, lasted just three months before Hornsby was released to become manager of the cross-town Browns. He remained in the Browns’ dugout until midway through the 1937 season. Hornsby returned to manage the Browns for the first two months of the 1952 campaign before moving on to the Cincinnati Reds for roughly a season and a half.

On the Cardinals’ career lists, Hornsby ranks first in batting average (.359), second in triples (143), third in hits (2,110), fourth in runs (1,090) and total bases (3,342), sixth in doubles (367), seventh in home runs (193), eighth in walks (662), and 10th in at-bats (5,881). His 30 career inside-the-park home runs are the most in club annals, while he is tied for third with seven grand slams behind Albert Pujols (12) and Stan Musial (9).

Hornsby, whose lifetime batting average of .358 is the highest of any right-handed batter and second only to Cobb’s .366 among all players, was inducted into the National Baseball Hall of Fame in 1942. He was selected to the Major League Baseball All-Century team in 1999 and was an inaugural member of the St. Louis Cardinals Hall of Fame in 2014. In 2015, Hornsby was voted by the fans as a member of Franchise Four, joining Lou Brock, Bob Gibson and Stan Musial as one of the most impactful players who best represented the history of the Cardinals.



Rogers Hornsby

COMPLETE RECORD

Year	Club	AVG	G	AB	R	H	2B	3B	HR	RBI	BB	SO	SB	SLG	OBP
1915	St. Louis (NL)	.246	18	57	5	14	2	0	0	4	2	6	0	.281	.271
1916	St. Louis (NL)	.313	139	495	63	155	17	15	6	65	40	63	17	.444	.369
1917	St. Louis (NL)	.327	145	523	86	171	24	*17	8	66	45	34	17	*.484	.385
1918	St. Louis (NL)	.281	115	416	51	117	19	11	5	60	40	43	8	.416	.349
1919	St. Louis (NL)	.318	138	512	68	163	15	9	8	71	48	41	17	.430	.384
1920	St. Louis (NL)	*.370	149	589	96	*218	*44	20	9	+94	60	50	12	*.559	*.431
1921	St. Louis (NL)	*.397	154	592	*131	*235	*44	+18	21	*126	60	48	13	*.639	*.458
1922	St. Louis (NL)	*.401	154	623	*141	*250	*46	14	*42	*152	65	50	17	*.722	*.459
1923	St. Louis (NL)	*.384	107	424	89	163	32	10	17	83	55	29	3	*.627	*.459
1924	St. Louis (NL)	*.424	143	536	+121	*227	*43	14	25	94	*89	32	5	*.696	*.507
1925	St. Louis (NL)	*.403	138	504	133	203	41	10	*39	*143	83	39	5	*.756	*.489
1926	St. Louis (NL)	.317	134	527	96	167	34	5	11	93	61	39	3	.463	.388
1927	New York (NL)	.361	155	568	+133	205	32	9	26	125	*86	38	9	.586	*.448
1928	Boston (NL)	*.387	140	486	99	188	42	7	21	94	*107	41	5	*.632	*.498
1929	Chicago (NL)	.380	156	602	*156	229	47	8	39	149	87	65	2	*.679	.459
1930	Chicago (NL)	.308	42	104	15	32	5	1	2	18	12	12	0	.433	.385
1931	Chicago (NL)	.331	100	357	64	118	37	1	16	90	56	23	1	.574	.421
1932	Chicago (NL)	.224	19	58	10	13	2	0	1	7	10	4	0	.310	.357
1933	St. Louis (NL)	.325	46	83	9	27	6	0	2	21	12	6	1	.470	.423
	St. Louis (AL)	.333	11	9	2	3	1	0	1	2	2	1	0	.778	.455
1934	St. Louis (AL)	.304	24	23	2	7	2	0	1	11	7	4	0	.522	.484
1935	St. Louis (AL)	.208	10	24	1	5	3	0	0	3	3	6	0	.333	.296
1936	St. Louis (AL)	.400	2	5	1	2	0	0	0	2	1	0	0	.400	.500
1937	St. Louis (AL)	.321	20	56	7	18	3	0	1	11	7	5	0	.429	.397
MAJOR TOTALS		.358	2259	8173	1579	2930	541	169	301	1584	1038	679	135	.577	.434

*Led league

+Tied for League Lead

WORLD SERIES RECORD

Year	Club/Opp.	AVG	G	AB	R	H	2B	3B	HR	RBI	BB	SO	SB	SLG	OBP
1926	St.L. vs. N.Y.	.250	7	28	2	7	1	0	0	4	2	2	1	---	---
1929	Chi. vs. Phi.	.238	5	21	4	5	1	1	0	1	1	8	0	---	---
W.S. TOTALS		.245	12	49	6	12	2	1	0	5	3	10	1	---	---

.400 HITTERS SINCE 1900

Year	Player	AVG
1901	Nap Lajoie, Philadelphia A's	.422
1911	Ty Cobb, Detroit Tigers	.420
1911	Joe Jackson, Chicago White Sox	.408
1912	Ty Cobb, Detroit Tigers	.410
1920	George Sisler, St. Louis Browns	.407
1922	George Sisler, St. Louis Browns	.420
1922	Rogers Hornsby, St. Louis Cardinals	.401
1922	Ty Cobb, Detroit Tigers	.401
1923	Harry Heilmann, Detroit Tigers	.403
1924	Rogers Hornsby, St. Louis Cardinals	.424
1925	Rogers Hornsby, St. Louis Cardinals	.403
1930	Bill Terry, New York Giants	.401
1941	Ted Williams, Boston Red Sox	.406

TRIPLE CROWN WINNERS SINCE 1900

Year	Player, Team	AVG	HR	RBI
1901	Nap Lajoie, PHI (AL)	.422	14	125
1909	Ty Cobb, DET	.377	9	115
1912	Heinie Zimmerman, CHI (NL)	.372	14	98
1922	Rogers Hornsby, STL (NL)	.401	42	152
1925	Rogers Hornsby, STL (NL)	.403	39	143
1933	Jimmie Foxx, PHI (AL)	.356	48	163
1933	Chuck Klein, PHI (NL)	.368	28	120
1934	Lou Gehrig, NY (AL)	.363	49	165
1937	Joe Medwick, STL (NL)	.374	31	154
1942	Ted Williams, BOS (AL)	.356	36	137
1947	Ted Williams, BOS (AL)	.343	32	114
1956	Mickey Mantle, NY (AL)	.353	52	130
1966	Frank Robinson, BAL	.316	49	122
1967	Carl Yastrzemski, BOS	.326	44	121
2012	Miguel Cabrera, DET	.330	44	139



Retired Numbers

**AUGUST A. BUSCH JR.**
PRESIDENT**85****FULL NAME:** August Anheuser Busch, Jr.**BORN:** March 28, 1899 at St. Louis, Missouri**DIED:** September 29, 1989 at St. Louis, Missouri**YEARS WITH CARDINALS:** 1953-89**NUMBER RETIRED:** 1984

August A. Busch Jr.'s reign as president of the Cardinals was marked by success on and off the field. Between 1953 and 1989, the Cardinals won three World Championships (1964, 1967 and 1982) and three additional National League pennants (1968, 1985 and 1987). They also forged the reputation of having the classiest organization in Major League Baseball.

Busch purchased the franchise from Fred Saigh on Feb. 20, 1953. Busch was president of Anheuser-Busch brewery, which benefited from the acquisition of the ball club. Although he didn't devote a tremendous amount of time to baseball-related matters early on, by the 1960s Busch had grown tired of the Cardinals routinely finishing no higher than the middle of the pack in the N.L.

After winning the 1964 World Series over the New York Yankees, Busch was instrumental in the building of Busch Stadium II. The \$26 million ballpark opened May 12, 1966, with a 4-3 victory over the Atlanta Braves in 12 innings and became the foundation of a rejuvenated downtown. In 1967, the Cardinals surpassed 2,000,000 in home attendance for the first time in franchise history.

Busch retired as leader of the brewery in 1975, handing over control to his son, August III. The Cardinals failed to win during the 1970s, leaving Busch anxious for the ball club to return to prominence. He made arguably his best baseball decision June 8, 1980, when he hired Whitey Herzog as manager. Busch and Herzog enjoyed a sterling relationship that played a major role in the Cardinals' renewed success. Home attendance soared, with the club drawing 3,000,000-plus fans in both 1987 and 1989.

Throughout his ownership of the Cardinals, "Gussie" was one of the city of St. Louis' most-popular citizens. He was a regular at home games, and on special occasions would ride around the stadium atop a Budweiser wagon pulled by a team of signature Anheuser-Busch Clydesdales.

The Cardinals retired the number 85 in Busch's honor in conjunction with his 85th birthday in 1984. He died Sept. 29, 1989, at the age of 90. August III subsequently served as chief executive until Anheuser-Busch sold the club to the current ownership group March 21, 1996. August Jr. was an inaugural member of the Cardinals Hall of Fame in 2014.

“That’s a winner!”



JACK BUCK BROADCASTER

FULL NAME: John Francis Buck

BORN: August 21, 1924 at Holyoke, Massachusetts

DIED: June 18, 2002 at St. Louis, Missouri

YEARS WITH CARDINALS: 1954-59, 1961-2001

NUMBER RETIRED: 2002

He never swung a bat or threw a pitch, yet Jack Buck ranks as one of the most popular individuals ever associated with the Cardinals – perhaps the most popular.

Buck served as the “Voice of the Cardinals” on KMOX Radio for 47 years (1954-59 and 1961-2001). He was behind the microphone for some of the franchise’s most-memorable moments: Bob Gibson’s no-hitter in 1971, Lou Brock’s 105th stolen base in 1974 and Mark McGwire’s 61st home run in 1998. And his legendary call of Ozzie Smith’s game-winning home run in Game 5 of the 1985 National League Championship Series against the Los Angeles Dodgers, when Buck told St. Louis fans to “Go crazy, folks! Go crazy,” still sends chills up Cardinals fans spines every time it is replayed.

Through it all, Buck’s signature phrase after every Cardinals victory was “That’s a winner.”

From 1954 to 1969, Buck worked alongside another legend, Harry Caray, to form what is widely regarded as the best baseball broadcast duo ever assembled. From 1972 to 2001, Buck teamed with former Cardinals third baseman Mike Shannon, and the pair became as synonymous with St. Louis baseball as Stan Musial and Bob Gibson. Beginning in 1991, Buck had the pleasure of calling games with his son, Joe, who now is the lead baseball and football announcer for FOX Sports television.

Buck received the Ford C. Frick Award from the National Baseball Hall of Fame in 1987 and was an inaugural member of the Cardinals Hall of Fame in 2014.

There was more to Buck than Cardinals baseball. He broadcast seven World Series for CBS Radio. His most-famous non-St. Louis call came in Game 1 of the 1988 Fall Classic when an injured Kirk Gibson hit a game-winning pinch-hit homer for the Dodgers against the Oakland A’s. “Unbelievable!” Buck exclaimed. “I don’t believe what I just saw.” Buck was CBS television’s lead play-by-play announcer in 1990 and 1991.

Buck enjoyed a distinguished football broadcasting career, as well. He was the radio voice of Monday Night Football for CBS from 1978 to 1995, working with Pro Football Hall of Fame coach Hank Stram. Buck called one of the most famous games ever, the 1967 Ice Bowl between the Dallas Cowboys and Green Bay Packers, for CBS television. Buck, whose total of 17 Super Bowl broadcasts is the most of any announcer, received the Pete Rozelle Award from the Pro Football Hall of Fame in 1996.

In addition, Buck announced basketball and hockey over the course of his career and also worked with Chris Schenkel on the Pro Bowler’s Tour. Outside of sports, he served as the original host of “At Your Service” on KMOX, a program that essentially started the phenomenon of talk radio.

Buck’s popularity extended well beyond his trademark gravelly voice. Fans from coast to coast, but particularly those in St. Louis, knew him as a tremendously generous man who made time for everyone. He was named St. Louis’ Citizen of the Year in 2000 for his contributions to the community. Late in his life, Buck became interested in writing poetry, and he authored a piece called “For America” that he read to the crowd at Busch Stadium prior to the Cardinals’ first game following the Sept. 11, 2001, terrorist attacks. Buck passed away June 18, 2002, and some 10,000 fans attended his public memorial service at Busch Stadium.



CARDINALS ENSHRINED IN COOPERSTOWN

PLAYERS	YEAR INDUCTED	POSITION	CAREER AVG	YEARS WITH CARDINALS
Walter Alston	1983	1B	.000	1936
Jake Beckley	1971	1B	.309	1904-07
Jim Bottomley	1974	1B	.310	1922-32
Roger Bresnahan	1945	C	.279	1909-12
Lou Brock	1985	LF	.293	1964-79
Jesse Burkett	1948	LF	.342	1899-1901
Orlando Cepeda	1999	1B	.297	1966-68
Roger Connor	1976	1B	.325	1894-97
Leo Durocher	1994	SS	.247	1933-37
Frank Frisch	1947	2B	.316	1927-37
Chick Hafey	1971	LF	.317	1924-31
Rogers Hornsby	1942	2B	.358	1915-26, 33
Miller Huggins	1964	2B	.265	1910-16
Rabbitt Maranville	1954	SS	.258	1927-28
John McGraw	1937	3B	.334	1900
Joe "Ducky" Medwick	1968	LF	.324	1932-40, 47-48
John Mize	1981	1B	.312	1936-41
Stan Musial	1969	LF	.331	1941-44, 46-63
Wilbert Robinson	1945	C	.273	1900
Albert "Red" Schoendienst	1989	2B	.289	1945-56, 61-63
Ted Simmons	2020	C	.285	1968-80
Enos Slaughter	1985	RF	.300	1938-42, 46-53
Ozzie Smith	2002	SS	.262	1982-96
Billy Southworth	2008	RF	.297	1926-27, 29
Joe Torre	2014	C/1B/3B	.297	1969-74
Larry Walker	2020	OF	.313	2004-05
Bobby Wallace	1953	SS	.267	1899-1901, 17-18

PITCHERS	YEAR INDUCTED	CAREER WINS	CAREER ERA	YEARS WITH CARDINALS
Grover Cleveland Alexander	1938	373	2.56	1926-29
Mordecai Brown	1949	239	2.06	1903
Steve Carlton	1994	329	3.22	1965-71
Jerome "Dizzy" Dean	1953	150	3.04	1930, 32-37
Dennis Eckersley	2004	197 (390 saves)	3.50	1996-97
James "Pud" Galvin	1965	361	2.87	1892
Bob Gibson	1981	251	2.91	1959-75
Burleigh Grimes	1964	270	3.52	1930-31, 33-34
Jesse Haines	1970	210	3.64	1920-37
Charles "Kid" Nichols	1949	361	2.94	1904-05
Lee Smith	2019	71 (478 saves)	3.03	1990-93
John Smoltz	2015	213	3.33	2009
Bruce Sutter	2006	68 (300 saves)	2.83	1981-84
Arthur "Dazzy" Vance	1955	197	3.24	1933-34
Hoyt Wilhelm	1985	143	2.52	1957
Vic Willis	1995	247	2.63	1910
Denton "Cy" Young	1937	511	2.63	1899-1900



CARDINALS ENSHRINED IN COOPERSTOWN (Continued)

MANAGERS	YEAR INDUCTED	CARDINAL WINS	YEARS WITH CARDINALS
Roger Bresnahan	1945	255	1909-12
Roger Connor	1976	9	1896
Frank Frisch	1947	457	1933-38
Dorrel Norman Elvert "Whitey" Herzog	2010	822	1980-90
Rogers Hornsby	1942	153	1925-26
Miller Huggins	1964	346	1913-17
Tony La Russa	2014	1408	1996-2011
Bill McKechnie	1962	128	1928-29
Charles "Kid" Nichols	1949	94	1904-05
Branch Rickey	1967	458	1919-25
Albert "Red" Schoendienst	1989	1042	1965-76, 1980, 1990
Billy Southworth	2008	620	1929, 1940-45
Joe Torre	2014	351	1990-95

CARDINALS IN HALL OF FAME GAME

The Cardinals have played four times in the ceremonial Hall of Fame Game at Cooperstown.

1942.....Cardinals 5, Philadelphia Athletics 2
 1957.....Chicago White Sox 13, Cardinals 4

1966.....Cardinals 7, Minnesota Twins 5
 1983.....Cardinals 4, Baltimore Orioles 1



Whitey Herzog at the National Baseball Hall of Fame Induction Ceremony in Cooperstown, New York, July 25, 2010.



HALL OF FAME MANAGERS


A key factor in the Cardinals' consistent success has been the leadership of outstanding field managers. For proof, look no further than the franchise's 10 winningest skippers – eight of them have been inducted into the National Baseball Hall of Fame.

While it is recognized that some of the managers earned induction into baseball's ultimate shrine for their accomplishments away from St. Louis or for their playing careers, the fact remains that the Cardinals have regularly employed Cooperstown-worthy individuals.

Following is a thumbnail sketch of each of the eight Hall of Famers, listed by victories in a St. Louis uniform:

TONY LA RUSSA

1st – 1,408 wins / 1996-2011 / Hall of Fame 2014



La Russa became the winningest manager in franchise history August 31, 2007, surpassing Red Schoendienst with No. 1,042. The Cardinals won eight division titles, three National League pennants as well as the 2006 and 2011 World Series in his 16-year tenure, the longest in franchise history. Prior to the Cardinals, La Russa managed the Chicago White Sox (1979-86) and Oakland A's (1986-95). Over 33 seasons, he amassed 2,728 victories, ranking third in Major League Baseball history behind Connie Mack (3,731) and John McGraw (2,763). La Russa managed 5,097 games, second to Mack (7,755). La Russa is the only manager to win multiple pennants in both leagues and one of just two to win a World Championship in both, following Sparky Anderson. La Russa's 70 postseason victories (50 with St. Louis, 19 with Oakland and 1 with Chicago) rank second to Joe Torre's 84 among big league skippers. . On Oct. 29, 2020, La Russa returned to the White Sox as manager, becoming the first active Hall of Fame manager (not Hall of Fame player who became manager) in baseball history.

RED SCHOENDIENST

2nd – 1,041 wins / 1965-76, 1980, 1990 / Hall of Fame 1989



Schoendienst served as a coach on the Cardinals' 1964 World Championship team and was named manager when Johnny Keane resigned at the conclusion of the season. Schoendienst piloted St. Louis to a World Series victory in 1967 followed by another National League pennant in 1968 and went on to occupy the manager's office for 12 years. After a stint as coach with the Oakland A's in 1977 and 1978, Schoendienst came back to St. Louis as a coach from 1979 to 1995. He filled in as interim manager in 1980 and 1990. Previously, Schoendienst played for the Cardinals from 1945 to 1956 and again from 1961 to 1963, becoming one of the best hitting and fielding second basemen of all time. A 10-time N.L. All-Star, Schoendienst socked a game-winning home run in the 14th inning of the 1950 Midsummer Classic.

WHITEY HERZOG

3rd – 822 wins / 1980-90 / Hall of Fame 2010



Baseball in St. Louis was reborn in the 1980s under Herzog. His teams won three National League pennants (1982, 1985 and 1987) and the 1982 World Series, the franchise's first championship in 15 years. Herzog took over the Redbirds on June 9, 1980, and that December, in the dual role of field manager and general manager, he began to transform the ball club with three blockbuster trades involving 21 players. Fans subsequently flocked to Busch Stadium to watch the Cardinals' entertaining style of play that became known as "Whiteyball." In Herzog's eight full seasons as skipper, St. Louis drew at least 2.4 million spectators annually while topping the 3-million plateau for the first two times in club annals (1987 and 1989). Before coming to St. Louis, Herzog managed the Texas Rangers (1973), California Angels (1974 on an interim basis) and Kansas City Royals (1975-79).



HALL OF FAME MANAGERS

BILLY SOUTHWORTH


4th – 620 wins / 1929, 1940-45 / Hall of Fame 2009



Southworth piloted Cardinals teams that won the World Series in 1942 and 1944, sandwiched around a third National League pennant in 1943. St. Louis won a franchise-best 106 games in 1942, followed by back-to-back 105-win seasons, marking the best three-year run in team annals. Furthermore, a Redbird won the N.L. Most Valuable Player Award each of those years: pitcher Mort Cooper in 1942, outfielder Stan Musial in 1943 and shortstop Marty Marion in 1944. Southworth's winning percentage of .642 tops the Cardinals' record book. After leaving St. Louis, Southworth managed the Boston Braves from 1946 to 1951, capturing the N.L. pennant in 1948. His lifetime winning percentage of .597 (1,044-704 record) ranks fifth on baseball's all-time list, trailing Joe McCarthy (.615), Jim Mutrie (.611), Charlie Comiskey (.608) and Frank Selee (.598).

FRANKIE FRISCH

T6th – 458 wins / 1933-38 / Hall of Fame 1947



The 1934 Cardinals – the collection of swashbuckling players dubbed the Gas House Gang – won the World Series with a roster that featured seven future Hall of Famers. The leader of the posse was Frisch, who filled the two-fold role of second baseman and manager for six seasons. The 1931 National League Most Valuable Player posted a winning record in each of his four full campaigns, recording 95 victories in 1934 and 96 the following year. Frisch, who played in the major leagues for 19 years with the New York Giants (1919-26) and Cardinals (1927-37), finished with 2,880 career hits and a .316 batting average, the highest ever for a switch-hitter. He played on two World Championship teams with each organization and was a member of the first three N.L. All-Star teams from 1933 to 1935. Frisch later managed the Pittsburgh Pirates (1940-46) and Chicago Cubs (1949-51).

BRANCH RICKEY

T6th – 458 wins / 1919-25 / Hall of Fame 1967



Certainly, Rickey is most known for his role in Jackie Robinson breaking Major League Baseball's color barrier and for creating and sustaining the first significant farm system. But during his quarter-century as manager and vice president of the Cardinals from 1917 to 1942, Rickey transformed the once-downtrodden franchise into a bona fide winner. With Rickey as manager, St. Louis finished as high as third in the National League in 1921 and 1922, but a foundation was being laid that led to the franchise's first four World Championships (1926, 1931, 1934 and 1942) and two additional N.L. pennants (1928 and 1930). Rickey, who previously was manager of the St. Louis Browns from 1913 to 1915, went on to hold executive positions with the Brooklyn Dodgers (1943-50) and Pittsburgh Pirates (1950-55). He handpicked Robinson to become the first African American to play in the big leagues in 1947.

ST. LOUIS CARDINALS CAREER MANAGERIAL WINS

MANAGER	WINS	YEARS	HOF INDUCTION	MANAGER	WINS	YEARS	HOF INDUCTION
Tony La Russa	1,408	1996-2011	2014	Gabby Street	312	1929-33	–
Red Schoendienst	1,041	1965-76, 80, 90	1989	Eddie Stanky	260	1952-55	–
Whitey Herzog	822	1980-90	2010	Roger Bresnahan	255	1909-12	1945
Billy Southworth	620	1929, 40-45	2009	Fred Hutchinson	232	1956-58	–
Mike Matheny	591	2012-18	–	Solly Hemus	190	1959-61	–
Frankie Frisch	458	1933-38	1947	Patsy Donovan	175	1901-03	–
Branch Rickey	458	1919-25	1967	Ken Boyer	166	1978-80	–
Eddie Dyer	446	1946-50	–	Mike Shildt	162	2018-20	–
Joe Torre	351	1990-95	2014	Rogers Hornsby	153	1925-26	1942
Miller Huggins	346	1913-17	1964	John McCloskey	153	1906-08	–
Johnny Keane	317	1961-64	–				



HALL OF FAME MANAGERS

JOE TORRE

9th – 351 wins / 1990-95 / Hall of Fame 2014



Torre was a standout catcher, first baseman and third baseman for the Cardinals from 1969 to 1974 and later manager during a time of transition. In 1971, he topped the National League with a .363 batting average and 137 RBI en route to being named Most Valuable Player. Torre batted .297 over the course of his 18-year career. Following managerial stints with the New York Mets (1977-81) and Atlanta Braves (1982-84), Torre returned to St. Louis to replace Whitey Herzog. He piloted the Cardinals to three winning seasons, including a second-place finish in the N.L. Eastern Division in 1991. Toward the end of his tenure, Anheuser-Busch made plans to sell the franchise, and Torre moved on to the New York Yankees (1996-2007). His Bronx teams made the playoffs in each of his 12 seasons and won four World Series: 1996, 1998, 1999 and 2000. Torre subsequently managed the Los Angeles Dodgers (2008 to 2010). His 84 postseason victories are the most all time.

MILLER HUGGINS

10th – 346 wins / 1913-17 / Hall of Fame 1964



Like Joe Torre, Huggins enjoyed his ultimate success as manager of the New York Yankees. A second baseman for the Cardinals from 1910 to 1916, Huggins took on managerial duties as well in 1913. The following year, St. Louis wound up in third place in the National League with an 81-72 record, its best finish since 1891. Huggins went on to manage the Yankees from 1918 to 1929, winning the franchise's first World Series in 1923. Under Huggins, New York won six American League pennants and two additional World Championships (1927 and 1928) with their Murderer's Row lineup that included Babe Ruth and Lou Gehrig. It was Huggins who inserted Gehrig into the starting lineup on June 2, 1925, beginning his streak of 2,130 consecutive games played.



The two non-Hall of Famers on the Cardinals' top 10 wins list are Mike Matheny and Eddie Dyer.

In six-plus seasons from 2012 to 2018, Matheny amassed 591 wins to rank fifth. He became the first manager in Major League Baseball history to take teams to the postseason in each of his first four full campaigns. The Cardinals won three consecutive National League Central Division championships from 2013 to 2015 and captured the N.L. pennant in 2013



Dyer ranks eighth with 446 wins after piloting the Cardinals from 1946 to 1950. His .578 winning percentage is topped only by Billy Southworth among St. Louis managers at the helm for more than two seasons. Dyer's first team, which welcomed back players who served in World War II, captured the franchise's third World Championship in five seasons, and each of his next three squads finished second in the N.L. Dyer did not manage again after leaving the Redbirds.

Five other individuals who served as manager of the Cardinals are Hall of Famers: Roger Bresnahan (1909-12), Roger Connor (1896), Rogers Hornsby (1925-26), Bill McKechnie (1928-29) and Kid Nichols (1904-05).

CARDINALS HALL OF FAME

The Cardinals Hall of Fame was established in January of 2014 to honor those individuals who have had a significant impact on the tradition-rich franchise.

Twenty-two individuals were automatically selected for the Hall of Fame in conjunction with its formation. Members of the inaugural class included those Cardinals enshrined in the National Baseball Hall of Fame, primarily as members of the Cardinals organization, and those individuals whose numbers have been retired by the franchise.

The Hall of Fame currently consists of 46 members.

To be eligible for induction, an individual must have played for the Cardinals for at least three seasons and have been retired from Major League Baseball for at least three years. Eligible players are divided into two categories – modern players and veteran players. A veteran is a player who retired more than 40 years prior to the induction year.

Annually, the Cardinals convene a “Red Ribbon Committee” of experts to select six to 10 players to be placed on a ballot on Cardinals.com, where fans have the opportunity to vote for a period of six weeks. The two players with the most online votes will be inducted. The committee also picks a veteran player to be inducted. In addition, the Cardinals organization may choose from time to time to induct an important figure in franchise history, such as a coach, broadcaster or member of the front office, without a vote or committee selection.

Each member of the Cardinals Hall of Fame is permanently recognized in the Hall of Fame Gallery presented by Edward Jones, located on the second floor of Cardinals Nation, just outside the entrance to the Cardinals Museum. The Hall of Fame Gallery is free and open to the public.



The sixth induction class of the St. Louis Cardinals Hall of Fame included pitcher Jason Isringhausen (2002-08), third baseman Scott Rolen (2002-07) and pitcher Mort Cooper (1938-45) on Saturday, August 18, 2018.



CARDINALS HALL OF FAME MEMBERS

PLAYERS	POSITION	INDUCTED CARDS HOF	INDUCTED NATIONAL HOF	NUMBER RETIRED	YEARS WITH CARDINALS
Jim Bottomley	1B	2014	1974		1922-32
Ken Boyer	3B	2014		14	1955-65
Harry Brecheen	LHP	2018			1940, '43-52
Sam Breadon	Owner/President	2016			1920-47
Lou Brock	OF	2014	1985	20	1964-79
Jack Buck	Broadcaster	2014		Yes	1954-59, '61-2001
August Busch Jr.	Owner/President	2014		85	1955-95
Chris Carpenter	RHP	2016			2004-12
Vince Coleman	OF	2018			1985-90
Mort Cooper	RHP	2019			1938-45
Dizzy Dean	RHP	2014	1953	17	1930, '32-37
Jim Edmonds	OF	2014			2000-07
Curt Flood	OF	2015			1958-69
Bob Forsch	RHP	2015			1974-88
Frank Frisch	INF	2014	1947		1927-37
Bob Gibson	RHP	2014	1981	45	1959-75
Chick Hafey	OF	2014	1971		1924-31
Jesse Haines	RHP	2014	1970		1920-37
Tom Herr	2B	2020			1979-88
Whitey Herzog	Manager	2014	2010	24	1980-90
Rogers Hornsby	INF	2014	1942	Yes	1915-26, '33
Jason Isringhausen	RHP	2019			2002-08
George Kissell	Coach/Instructor	2015			1940-42, '46-2008
Tony La Russa	Manager	2014	2014	10	1996-2011
Ray Lankford	OF	2018			1990-2001, '04
Marty Marion	SS	2014			1940-50
Pepper Martin	OF/3B	2017			1928, '30-40, '44
Tim McCarver	C	2017	2012		1959-61, '63-69, '73-74
Willie McGee	OF	2014			1982-90, '96-99
Mark McGwire	1B	2017			1997-2001
Joe Medwick	OF	2014	1968		1932-40, '47-48
Johnny Mize	1B	2014	1981		1936-41
Terry Moore	OF	2016			1935-42, '46-48
Stan Musial	OF/1B	2014	1969	6	1941-44, '46-63
Branch Rickey	Executive	2014	1967		1919-25
Scott Rolen	3B	2019			2002-07
Red Schoendienst	2B/Manager	2014	1989	2	1945-56, '61-63
Enos Slaughter	OF	2014	1985	9	1938-42, '46-53
Mike Shannon	3B/RF/Broadcaster	2014			1962-70, 72-present
Ted Simmons	C	2015			1968-80
Ozzie Smith	SS	2014	2002	1	1982-96
Billy Southworth	OF/Manager	2014	2008		1926-27, '29, '40-45
Bruce Sutter	RHP	2014	2006	42	1981-84
Joe Torre	C/1B/3B/Manager	2016	2014		1969-74, '90-95
John Tudor	LHP	2020			1985-88, '90
Bill White	1B/OF	2020			1959-65, '69



CARDINALS ALL-TIME PLAYER ROSTER (continued)

Tom Brunansky..... 1988-90
George Brunet.....1971
Justin Brunette2000
Tom Bruno 1978-79
Ron Bryant1975
Johnny Bucha 1948, 50
Jerry Buchek 1961, 63-66
Jim Bucher1938
Gary Buckels.....1994
Dick Buckley..... 1892-94
Fritz Below 1899-1900
Nels Burbrink.....1955
Al Burch..... 1906-07
Bob Burda1962, 71
Lew Burdette..... 1963-64
Tom Burgess.....1954
Sandy Burk..... 1912-13
Jimmy Burke . . 1899, 1903-05
Leo Burke.....1963
Jesse Burkett 1899-1901
Ken Burkhart 1945-48
Ed Burns.....1912
Farmer Burns1901
Todd Burns.....1993
Ray Burris.....1986
Ellis Burton 1958, 60
Mike Busby..... 1996-99
Guy Bush1938
Ray Busse1973
Art Butler 1914-16
John Butler1904
Johnny Butler1929
Keith Butler..... 2013-14
Bud Byerly1943-45
Bill Byers1904
Bobby Byrne..... 1907-09

C

Al Cabrera1913
Génesis Cabrera..... 2019-20
Miguel Cairo 2001-03, 07
Kiko Calero 2003-04
John Calhoun1902
Carmen Cali 2004-05
Jim Callahan1898
Wes Callahan1913
Ernie Camacho1990
Harry Camnitz1911
Llewellyn Camp.....1892
Bill Campbell1985
Billy Campbell1905
Dave Campbell1973
Jim Campbell1970
Sal Campisi 1969-70
Chris Cannizzaro 1960-61
Ozzie Canseco..... 1992-93
Doug Capilla..... 1976-77
Ramon Caraballo1995
Bernie Carbo...1972-73, 79-80
Jose Cardenal 1970-71

Tex Carleton..... 1932-34
Dylan Carlson.....2020
Steve Carlton 1965-71
Duke Carmel 1959-60, 63
Chris Carpenter..... 2004-13
Cris Carpenter..... 1988-92
Hick Carpenter1892
Matt Carpenter 2011-20
Chuck Carr1992
Clay Carroll.....1977
Cliff Carrol.....1892
Kid Carsey..... 1897-98
Bob Caruthers.....1892
Pete Castiglione 1953-54
Alberto Castillo1999
Troy Cate.....2007
Danny Cater1975
Ted Cather 1912-14
Andy Cavazos.....2007
Brett Cecil..... 2017-18
Cesar Cedeno1985
Roger Cedeno 2004-05
Orlando Cepeda..... 1966-68
Adron Chambers..... 2011-13
Bill Chambers1910
Cliff Chambers 1951-53
John Chambers.....1937
Charlie Chant1976
Chappy Charles 1908-09
Tom Cheney.....1957, 59
Cupid Childs..... 1899
Pete Childs.....1901
Nels Chittum.....1958
Bob Chlupsa..... 1970-71
Randy Choate 2013-15
Jason Christiansen . . 2000-01
Larry Ciaffone.....1951
Al Cicotte1961
Gino Cimoli.....1959
Frank Cimorelli1994
Steve Cishek.....2015
Ralph Citarella..... 1983-84
Stubby Clapp.....2001
Doug Clarey1976
Danny Clark1927
Jack Clark.....1985-87
Jim Clark 1911-12
Mark Clark..... 1991- 92
Mike Clark 1952-53
Phil Clark.....1958-59
Will Clark.....2000
Josh Clarke1905
Stan Clarke1990
Dad Clarkson 1893-95
Royce Clayton..... 1996-98
Doug Clemens 1960-64
Jack Clements.....1898
Lance Clemons1972
Verne Clemons 1919-24
Donn Clendenon1972

Maikel Cleto 2011-13
Reggie Cleveland..... 1969-73
Tony Cloninger.....1972
Ed Clough 1924-26
Dick Cole1951
John Coleman1895
Percy Coleman1897
Vince Coleman..... 1985-90
Darnell Coles.....1995
Bill Collins1892
Dave Collins1990
Phil Collins.....1935
Ripper Collins 1931-36
Jackie Collum..... 1951-53,56
Bob Coluccio1978
Joe Connor.....1895
Roger Connor..... 1894-97
Tim Conroy 1986-87
Ed Conwell1911
Mike Coolbaugh2002
Scott Coolbaugh1994
Duff Cooley 1893-96
Jimmy Cooney 1924-25
Tim Cooney.....2015
Mort Cooper 1938-45
Scott Cooper1995
Walker Cooper 1940-45,
..... 56-57
Mays Copeland1935
Joe Corbett.....1904
Roy Corhan1916
Rheal Cormier..... 1991-1994
Pat Corrales1966
Frank Corridon1910
Jim Cosman 1966-67
John Costello 1988-90
Tom Coulter1969
John Coveney1903
Bill Cox1936
Danny Cox 1983-88
Estel Crabtree ... 1933, 41-42
Allen Craig..... 2010-14
Roger Craig.....1964
Doc Crandall1913
Forrest Crawford 1906-07
Glenn Crawford.....1945
Pat Crawford 1933-34
Willie Crawford.....1976
Doug Creek1995
Jack Creel1945
Bernie Creger.....1947
Creepy Crespi 1938-42
Lou Criger..... 1899-1900
Jack Crimian 1951-52
Nabil Crismatt.....2020
Tripp Cromer 1993-95
John Crooks 1892-93, 98
Ed Crosby 1970,72-73
Jeff Cross 1942,46-48
Lave Cross 1898-1900

Monte Cross..... 1896-97
Bill Crouch1941, 45
Rick Croushore 1998-99
George Crowe..... 1959-61
Mike Crudale 2002-03
Walton Cruise.... 1914, 16-19
Gene Crumling.....1945
Cirilo Cruz1973
Hector Cruz 1973, 75-77
Ivan Cruz2002
Jesús Cruz2020
Jose Cruz 1970-74
Tony Cruz..... 2011-15
Mike Cuellar1964
George Culver.....1970
John Cumberland.....1972
Joe Cunningham.....1954,
..... 56-61
Ray Cunningham 1931-32
Nig Cuppy 1899
Clarence Currie 1902-03
Murphy Currie1916
Jermaine Curtis 2013
John Curtis 1974-76

D

John D'Acquisto1977
Gene Dale 1911-12
Jack Damaska 1963
Pete Daniels 1898
Rolla Daringer 1914-15
Alvin Dark 1956-58
Vic Davallilo 1969-70
Jerry Davanon 1969, 70,
..... 74, 77
Curt Davis..... 1938-40
Eric Davis 1999-2000
Jim Davis1957
Kiddo Davis1934
Ron Davis.....1968
Spud Davis 1928, 34-36
Willie Davis.....1975
Bill Dawley.....1987
Boots Day.....1969
Pea Ridge Day..... 1924-25
Ken Dayley 1984-90
Cot Deal1950, 54
Austin Dean.....2020
Dizzy Dean 1930,32-37
Paul Dean 1934-39
Doug DeCinces 1987
George Decker..... 1898
Tony DeFate 1917
Rube DeGross 1905-06
Mike DeJean2003
Ivan DeJesus 1985
Paul DeJong..... 2017-20
Joe Delahanty 1907-09
Bill DeLancey1932,
..... 34-35, 40



CARDINALS ALL-TIME PLAYER ROSTER (continued)

Art Delaney1924	Chris Duncan 2005-09	Doc Farrell.....1930	Eric Fryer..... 2016-17
Jose DeLeon 1988-92	Taylor Duncan.....1977	John Farrell 1902-05	Brian Fuentes2012
Luis DeLeon1981	Wiley Dunham.....1902	Jeff Fassero 2002-03	John Fulgham 1979-80
Wilson Delgado 2002-03	Grant Dunlap.....1953	Jack Faszholtz1953	Chick Fullis1934, 36
Bobby Del Greco.....1956	John Dunleavy 1903-05	Pedro Feliz2010	Rafael Furcal..... 2011-13
Eddie Delker..... 1929, 31-32	Shawon Dunston..1999, 2000	Bobby Fenwick.....1973	Les Fusselman..... 1952-53
Wheezer Dell.....1912	Don Durham.....1972	Joe Ferguson.....1976	
Rich DeLucia.....1995	Joe Durham.....1959	Junior Fernandez 2019-20	G
Frank Demaree1943	Leon Durham 1980, 89	Don Ferrarese1962	Gary Gaetti..... 1996-98
Lee DeMontreville 1903	Leo Durocher 1933-37	Neil Fiala1981	Phil Gagliano 1963-70
Don Dennis 1965-66	Erv Dusak..... 1941-42,46-51	Chuckie Fick.....2012	Del Gainer1922
John Denny 1974-79	Frank Dwyer.....1892	Bien Figueroa.....1992	Fred Gaiser 1908
Paul Deringer 1931-33	Jim Dwyer 1973-75,77-78	Chuck Finley2002	Andres Galarrraga.....1992
Mark DeRosa.....2009	Eddie Dyer 1922-27	Mike Fiore.....1972	John Gall 2005-06
Russ Derry1949		Sam Fisburn.....1919	Mike Gallego 1996-97
Daniel Descalso 2010-14	E	Bob Fisher..... 1918-19	Giovanni Gallegos.. 2018-20
Joe DeSa1980	Bill Earley1986	Chauncey Fisher.....1901	Bad News Galloway.....1912
Delino DeShields 1997-98	George Earnshaw1936	Eddie Fisher1973	Pud Galvin.....1892
Aledmys Díaz..... 2016-17	Ed Easley.....2015	Showboat Fisher1930	Bill Gannon.....1898
Einar Diaz2005	Jack Easton.....1892	Mike Fitzgerald.....1988	John Gant.....2017-20
Leo Dickerman 1924-25	Rawly Eastwick1977	Max Flack..... 1922-25	Ron Gant 1996-98
Brandon Dickson..... 2011-12	Johnny Echols.....1939	Tom Flanigan1958	Joe Garagiola..... 1946-51
Murry Dickson 1939-40,42-43, 46-48, 56-57	Dennis Eckersley 1996-97	Jack Flaherty..... 2017-20	Adolis Garcia.....2018
Chuck Diering 1947-51	Al Eckert1935	Curt Flood.....1958-69	Greg Garcia..... 2014-18
Larry Dierker1977	David Eckstein 2005-07	Tim Flood1899	Jaime Garcia..... 2008, 10-16
Mike DiFelice.. 1996-97, 2002	Joe Edelen1981	Randy Flores..... 2004-08	Danny Gardella 1950
Pat Dillard1900	Tommy Edman..... 2019-20	Ben Flowers 1955-56	Glenn Gardner1945
Pickles Dillhoefer..... 1919-21	Jim Edmonds 2000-07	Jake Flowers1923, 26, 31-32	Art Garibaldi1936
Mike Dimmel1979	Johnny Edwards1968	Rich Folkers 1972-74	Mike Garman 1974-75
Frank DiPino 1989-90, 92	Wish Egan 1905-06	Curt Ford 1985-88	Debs Garms 1943-45
Dutch Distel.....1918	Red Ehret.....1895	Hod Ford1932	Wayne Garrett.....1978
Steve Dixon..... 1993-94	Cal Eldred.....2003-05	Eric Fornataro2014	John Gast.....2013
Bill Doak 1913-24,29	Seth Elledge.....2020	Bob Forsch..... 1974-88	Rich Gedman 1991-92
George Dockins1945	Harry Elliott.....1953, 55	Tony Fossas..... 1995-97	Charley Gelbert..... 1929-32, 35-36
Cozy Dolan 1914-15	Mark Ellis2014	Alan Foster 1973-74	Frank Genins.....1892
John Dolan.....1893	Rube Ellis 1909-12	Jack Fournier 1920-22	Al Gettel.....1955
Red Donahue 1895-97	Bones Ely 1893-95	Dexter Fowler.....2017-20	Charlie Getzein1892
She Donahue1904	Juan Encarnacion ... 2006-08	Jesse Fowler1924	Rube Geyer 1910-13
Mike Donlin 1899-1900	Bill Endicott.....1946	Earl Francis1965	Ray Giannelli.....1995
Blix Donnelly 1944-46	Del Ennis..... 1957-58	Tito Francona..... 1965-66	Bob Gibson 1959-75
Jim Donnelly.....1898	Charlie Enwright.....1909	Charlie Frank..... 1893-94	Billy Gilbert 1908-09
Patsy Donovan 1900-03	Hal Epps..... 1938, 40	Fred Frankhouse..... 1927-30	Shawn Gilbert 1998
Octavio Dotel.....2011	Eddie Erautt1953	Micah Franklin.....1997	George Gilham..... 1920-21
Klondike Douglas..... 1896-97	Duke Esper 1897-98	Ryan Franklin 2007-11	Frank Gilhoolley 1911-12
Taylor Douthit..... 1923-31	Brian Esposito2007	Herman Franks1939	Bernard Gilkey 1990-95
Dennis Dove.....2007	Chuck Essegian1959	John Frascatore 1994-95, 97-98	Carden Gillenwater 1940
Tommy Dowd..... 1893-98	LeRoy Evans1897	Willie Fraser1991	George Gillpatrick 1898
Dave Dowling.....1964	Steve Evans..... 1909-13	George Frazier..... 1978-80	Hal Gilson.....1968
Carl Doyle.....1940	Bryan Eversgerd1994, 98	Joe Frazier 1954-56	Joe Girardi.....2003
Jeff Doyle1983	Bob Ewing1912	Roger Freed1977-79	Dave Giusti.....1969
Moe Drabowsky 1971-72	Reuben Ewing.....1921	Sam Freeman 2012-14	Jack Glasscock 1892-93
Lee Dressen.....1914		David Freese 2009-13	Troy Glaus 2008-09
Rob Dressler1978	F	Gene Freese1958	Tommy Glaviano 1949-52
J.D. Drew..... 1998-2003	Fred Fagin.....1895	Howard Freigau 1922-25	Kid Gleason..... 1892-94
Dan Driessen1987	Ron Fairly 1975-76	Benny Frey1932	Bob Glenn 1920
Carl Druhot..... 1906-07	Pete Falcone..... 1976-78	Frankie Frisch 1927-37	Harry Glenn1915
Matt Duff.....2002	Brian Falkenberg..... 2006-07	Danny Frisella 1976	John Glenn1960
Zach Duke..... 2016-17	George Fallon 1943-45	Art Fromme 1906-08	Danny Godby 1974
Bob Duilba..... 1959-60,62	Harry Fanok 1963-64		Roy Golden 1910-11



CARDINALS ALL-TIME PLAYER ROSTER (continued)

Paul Goldschmidt..... 2019-20
Hal Goldsmith..... 1929
Austin Gombert.....2018, 20
Marco Gonzales ..2014-15, 17
Jose Gonzalez 1984
Julio Gonzalez..... 1981-82
Mike Gonzalez 1915-18,
..... 24-25, 31-32
Bill Goodenough1893
Marv Goodwin 1917, 19-22
George Gore1892
Herb Gorman1952
Hank Gornicki.....1941
Julio Gotay 1960-62
Al Grabowski 1929-30
Mike Grady..... 1897,1904-06
Alex Grammas 1954-56,
..... 59-62
Wayne Granger.....1968, 73
Mudcat Grant1969
Mark Grater1991
Dick Gray..... 1959-60
Bill Greason.....1954
David Green..... 1981-84, 87
Gene Green 1957-59
Scarborough Green1997
Khalil Greene2009
Tyler Greene 2009-12
Nick Greenwood 2014-15
Luke Gregerson 2018-19
Bill Greif1976
Randal Grichuk 2014-17
Tim Griesenbeck.....1920
Tom Grieve1979
Sandy Griffin1893
Bob Grim1960
Burleigh Grimes 1930-31,
..... 33-34
John Grimes.....1897
Charlie Grimm1918
Dan Griner..... 1912-16
Marv Grissom..... 1959
Dick Groat 1963-65
Johnny Grodzicki 1941,
..... 46-47
Mark Grudzielanek.....2005
Joe Grzenda.....1972
Mario Guerrero.....1975
Pedro Guerrero 1988-92
Lee Guetterman1993
Preston Guilmet2018
Mike Gulan1997
Harry Gumbert 1941-44
Joe Gunson1893
Don Gutteridge..... 1936-40
Santiago Guzman 1969-72
Jedd Gyorko..... 2016-19

H
Bob Habenicht.....1951

John Habyan..... 1994-95
Jim Hackett 1902-03
Luther Hackman..... 2000-02
Harvey Haddix..... 1952-56
Chick Hafey..... 1924-31
Casey Hageman 1914
Kevin Hagen..... 1983-84
Joe Hague..... 1968-72
Don Hahn1975
Fred Hahn1952
Hal Haid..... 1928-30
Ed Haigh.....1892
Jesse Haines..... 1920-37
Charley Hall.....1916
Russ Hall.....1898
Bill Hallahan1925-26, 29-36
Bill Hallman1897
Dave Hamilton.....1978
Mark Hamilton 2010-11
Josh Hancock..... 2006-07
Fred Haney1929
Larry Haney.....1973
Dan Haren 2003-04
Dick Harley..... 1897-98
Bob Harmon 1909-13
Chuck Harmon..... 1956-57
Brian Harper1985
George Harper.....1928
Jack Harper 1900-01
Ray Harrell 1935, 37-38
Mitch Harris2015
Vic Harris.....1976
Bill Hart 1896-97
Bo Hart 2003-04
Chuck Hartenstein1970
Fred Hartman.....1897, 1902
Andy Hassler..... 1984-85
Marcus Hatley2015
Grady Hatton.....1956
Arnold Hauser 1910-13
Bill Hawke..... 1892-93
Blake Hawksworth .. 2009-10
Pink Hawley 1892-94
Jeremy Hazelbaker.....2016
Doc Hazleton1902
Francis Healy1934
Bunny Hearn 1910-11
Jim Hearn 1947-50
Mike Heath1986
Cliff Heathcote..... 1918-22
Jack Heidemann1974
Emmet Heidrick.... 1899-1901
Don Heinkel.....1989
Tom Heintzelman.... 1973-74
Bob Heise1974
Clarence Heise.....1934
Rick Heiserman.....1999
Ryan Hersley 2019-20
Scott Hemond1995
Charlie Hemphill.....1899

Solly Hemus 1949-56, 59
George Hendrick.. 1978-1984
Harvey Hendrick1932
Tom Henke.....1995
Roy Henshaw1938
Pat Hentgen2000
Dustin Hermanson ...2001, 03
Carlos Hernandez.....2000
Keith Hernandez 1974-83
Larry Herndon1974
Tom Herr 1979-88
Neal Hertweck.....1952
Ed Heusser 1935-36
Mike Heydon1901
Jason Heyward2015
Jim Hickman.....1974
Jim Hicks1969
Jordan Hicks 2018-19
Irv Higginbotham .1906, 08-09
Dennis Higgins 1971-72
Festus Higgins 1909-10
Andy High.....1928-31
Palmer Hildebrand 1913
Tom Hilgendorf..... 1969-70
Carmen Hill 1929-30
Hugh Hill..... 1904
Ken Hill 1988-91, 1995
Marc Hill 1973-74
Steven Hill2010, 12
Howard Hilton.....1990
John Himes 1905-06
Sterling Hitchcock2003
Bruce Hitt.....1917
Glen Hobbie1964
Ed Hock.....1920
Art Hoelskoetter 1905-08
Joe Hoerner 1966-69
Jarrett Hoffpauir2009
Marty Hogan..... 1894-95
Aaron Holbert1996
Greg Holland2018
Mul Holland1929
Matt Holliday 2009-16
Ed Holly 1906-07
Wattie Holm..... 1924-29, 32
Darren Holmes.....2000
H. Ducky Holmes 1906
J. Ducky Holmes 1898
Rick Honeycutt 1996-97
Don Hood1980
Sis Hopkins1907
Johnny Hopp 1939-45
Bill Hopper..... 1913-14
Bob Horner1988
Rogers Hornsby...1915-26, 33
Oscar Horstmann.... 1917-19
Rick Horton .. 1984-87, 89-90
Paul Householder 1984
John Houseman 1897
David Howard..... 1998-99

Doug Howard1975
Earl Howard1918
Thomas Howard... 1999-2000
Art Howe..... 1984-85
Roland Howell.....1912
Bill Howerton..... 1949-51
Al Hrabosky.....1970-77
Jimmy Hudgens 1923
Rex Hudler 1990-92
Charles Hudson 1972
Dakota Hudson 2018-20
Joe Hudson2019
Frank Huelsman.....1897
Chad Huffman.....2017
Miller Huggins 1910-16
Dick Hughes 1966-68
Terry Hughes 1973
Tom Hughes..... 1959
Jim Hughey1898, 1990
Tim Hulett..... 1995
Rudy Hulswitt 1909-10
Bob Humphreys 1963-64
Ben Hunt1913
Joel Hunt 1931-32
Randy Hunt1985
Ron Hunt1974
Brian Hunter.....1998
Herb Hunter.....1921
Steve Huntz.....1967, 69
Walter Huntzinger 1926
Clint Hurdle..... 1986
Chad Hutchinson2001
Bill Hutchison1897
Ira Hutchinson 1940-41
Ham Hyatt1915
Pat Hynes.....1903

I
Dane Iorg..... 1977-84
Walt Irwin..... 1921
Jason Isringhausen ...2002-08
Cesar Izturis2008

J
Ray Jablonski 1953-54, 59
Al Jackson..... 1966-67
Danny Jackson 1995-97
Edwin Jackson2011
Larry Jackson 1955-62
Mike Jackson1971
Ryan Jackson..... 2012-13
Elmer Jacobs 1919-20
Tony Jacobs..... 1955
Bob James1909
Charlie James 1960-64
Mike James 2000-01
Hal Janvrin 1919-21
Kevin Jarvis.....2005
Hi Jasper1916
Larry Jaster 1965-68

HISTORY



CARDINALS ALL-TIME PLAYER ROSTER (continued)

Julian Javier 1960-71
 Jon Jay 2010-15
 Hal Jeffcoat 1959
 Gregg Jefferies..... 1993-94
 Marcus Jensen..... 1999
 Jose Jimenez 1998-99
 Kelvin Jimenez 2007-08
 Adam Johnson 1918
 Alex Johnson..... 1966-67
 Billy Johnson 1951-53
 Bob Johnson 1969
 Dan Johnson 2015
 Darrell Johnson..... 1960
 Jerry Johnson..... 1970
 Ken Johnson 1947-50
 Lance Johnson..... 1987
 Mark Johnson..... 2008
 Rob Johnson..... 2013
 Si Johnson 1936-38
 Syl Johnson 1926-33
 Tyler Johnson..... 2005-08
 Cowboy Jones 1899-1901
 Gordon Jones..... 1954-56
 Howie Jones..... 1921
 Nippy Jones 1946-51
 Red Jones 1940
 Sam Jones 1957-58, 63
 Tim Jones..... 1988-93
 Bubber Jonnard 1929
 Brian Jordan..... 1992-98
 Mike Jorgensen..... 1984-85
 Felix Jose 1990-92
 Kevin Joseph..... 2002
 Jimmy Journell 2003, 05
 Lyle Judy 1935
 Al Jurisich 1944-45
 Skip Jutze 1972

K

Jim Kaat 1980-83
 Rob Kaminsky 2020
 Ed Karger 1906-08
 Jason Karnuth 2001
 Eddie Kasko 1957-58
 Ray Katt..... 1956, 58-59
 Tony Kaufmann..... 1927-28,
 30-31, 35
 Marty Kavanagh..... 1918
 Eddie Kazak 1948-52
 Bob Keely 1944-45
 Vic Keen 1926-27
 Jeff Keener 1982-83
 Randy Keisler 2007
 Bill Keister 1900
 John Kelleher 1912
 Mick Kelleher..... 1972-73, 75
 Alex Kellner 1959
 Win Kellum 1905
 Bill Kelly 1910

Carson Kelly 2016-18
 John Kelly 1907
 Joe Kelly 2012-14
 Pat Kelly 1998
 Adam Kennedy 1999,
 2007-08
 Jim Kennedy 1970
 Terry Kennedy..... 1978-80
 Matt Keough..... 1985
 Kurt Kepshire 1984-86
 George Kernek..... 1965-66
 Don Kessinger..... 1976-77
 Dean Kiekhefer 2016
 Darryl Kile 2000-02
 Paul Kilgus 1993
 Kwang Hyun Kim 2020
 Newt Kimball 1940
 Hal Kime 1920
 Wally Kimmick..... 1919
 Ellis Kinder 1956
 Charlie King 1959
 Curtis King..... 1997-99
 Jim King..... 1957
 Lynn King 1935-36, 39
 Ray King..... 2004-05
 Walt Kinlock 1895
 Jack Kinney 2006-09
 Tom Kinslow..... 1898
 Matt Kinzer 1989
 Mike Kircher 1920-21
 Willis Koenigsmark..... 1919
 Lou Klein 1943, 45-46, 49
 Nub Kleinke 1935, 37
 Ron Kline..... 1960
 Steve Kline 2001-04
 Rudy Kling..... 1902
 Clyde Klutz 1946
 Alan Knicely 1986
 Jack Knight..... 1922
 Andrew Knizner..... 2019-20
 Mike Knode 1920
 Darold Knowles 1979-80
 Willis Koenigsmark..... 1919
 Gary Kolb 1960, 62-63
 Erik Komatsu..... 2012
 Ed Konetchy 1907-13
 Jim Konstanty..... 1956
 George Kopshaw 1923
 George Kottaras 2014
 Ernie Koy 1940-41
 Pete Kozma..... 2011-15
 Lew Krausse 1973
 Kurt Krieger 1949, 51
 Howie Krist 1937-38,
 41-43, 46
 Otto Krueger 1900-02
 Ted Kubiak 1971
 Willie Kuehne 1892
 Ryan Kurosaki 1975

Whitey Kurovski 1941-49
 Bob Kuzava..... 1957

L

Mike Laga..... 1986-88
 Lerrin LaGrow 1976
 John Lackey 2014-15
 Jeff Lahti 1982-86
 Gerald Laird 2011
 Eddie Lake 1939-41
 Steve Lake 1986-88
 Bud Lally..... 1897
 Jack Lamabe 1967
 Fred Lamline 1915
 Tom Lampkin 1997-98
 Les Lancaster..... 1993
 Hobie Landrith 1957-58
 Don Landrum 1960-62
 Tito Landrum 1980-87
 Don Lang..... 1948
 Max Lanier 1938-46, 49-51
 Ray Lankford... 1990-2001, 04
 Paul LaPalme 1955-56
 Dave LaPointe..... 1981-84, 87
 Ralph LaPointe..... 1948
 Bob Larmore 1918
 Jason LaRue 2008-10
 Lyn Lary..... 1939
 Don Lassetter 1957
 Arlie Latham 1896
 Mike LaValliere..... 1985-86
 Doc Lavan 1919-24
 Tom Lawless 1985-88
 Brooks Lawrence 1954-55
 Tom Leahy 1905
 Mike Leake 2016-17
 Leron Lee 1969-71
 Manuel Lee 1995
 Jim Lentine..... 1978-80
 Leonard 1892
 Dominic Leone 2018-19
 Barry Lersch..... 1974
 Roy Leslie..... 1919
 Dan Lewandowski..... 1951
 Bill Lewis 1933
 Johnny Lewis 1964
 Sixto Lezcano 1981
 Don Liddle 1956
 Gene Lillard 1940
 Bob Lillis 1961
 Mike Lincoln 2004
 Johnny Lindell 1950
 Jim Lindeman 1986-89
 Jim Lindsey 1929-34
 Royce Lint 1954
 Larry Lintz..... 1975
 Frank Linzy..... 1970-71
 Mark Littell 1978-82
 Jeff Little 1980

Mark Little 1998
 Dick Littlefield 1956
 John Littlefield 1980
 Carlisle Littlejohn..... 1927-28
 Danny Litwhiler... 1943-44, 46
 Paddy Livingston..... 1917
 Scott Livingstone..... 1997
 Lawrence "Bobby" Locke
 1962
 Whitey Lockman 1956
 Bill Lohrman 1942
 Kyle Lohse 2008-12
 Jeff Long..... 1963-64
 Tommy Long 1915-17
 Braden Looper 1998,
 2006-08
 Art Lopatka 1945
 Aurelio Lopez 1978
 Felipe Lopez..... 2008, 10
 Joe Lotz..... 1916
 Lynn Lovenguth 1957
 John Lovett..... 1903
 Grover Lowdermilk... 1909, 11
 Lou Lowdermilk..... 1911-12
 Sean Lowe 1997-98
 peanuts Lowrey 1950-54
 Josh Lucas 2017
 Con Lucid 1897
 Eric Ludwick 1996-97
 Ryan Ludwick..... 2007-10
 Bill Ludwig 1908
 Larry Luebbers 1999
 Julio Lugo 2009
 Hector Luna..... 2004-06
 Memo Luna 1954
 Ernie Lush 1910
 Johnny Lush..... 1907-10
 Lance Lynn 2011-17
 Bill Lyons 1983-84
 Denny Lyons 1895
 George Lyons..... 1920
 Hersh Lyons 1941
 Tyler Lyons..... 2013-18

M

Bob Mabe 1958
 John Mabry ... 1994-98, 2001,
 04-05
 Mike MacDougal 2010
 Ken MacKenzie 1963
 Evan MacLane 2010
 Johnny Mackinson 1955
 Lonnie Maclin 1993
 Max Macon 1938
 Bill Magee..... 1901
 Lee Magee 1911-14
 Sal Maglie..... 1958
 Joe Magrane... 1987-90, 92-93
 Art Mahaffey 1966



CARDINALS ALL-TIME PLAYER ROSTER (continued)

Mike Mahoney.....1898
 Mike Mahoney.....2005
 Duster Mails..... 1925-26
 Jim Mallory.....1945
 Gus Mancuso.... 1928, 30-32,
 41-42
 Seth Maness..... 2013-16
 Les Mann..... 1921-23
 Fred Manrique.....1986
 Rabbit Maranville.... 1927-28
 Walt Marbet.....1913
 Marty Marion..... 1940-50
 Roger Maris..... 1967-68
 Fred Marolewski.....1953
 Mike Maroth.....2007
 Jason Marquis..... 2004-06
 Eli Marrero..... 1997-2003
 Charlie Marshall.....1941
 Doc Marshall..... 1906-08
 Joe Marshall.....1906
 Victor Marte..... 2012-13
 Freddie Martin.... 1946, 49-50
 John Martin..... 1980-83
 Morrie Martin..... 1957-58
 Pepper Martin.... 1928, 30-40,
44
 Stu Martin..... 1936-40
 Carlos Martínez..... 2013-20
 José Martínez..... 2016-19
 Marty Martínez.....1972
 Silvio Martínez..... 1978-81
 Teddy Martínez.....1975
 Tino Martínez..... 2002-03
 Ernie Mason.....1894
 Justin Masterson.....2014
 Mike Matheny..... 2000-04
 Joe Mather.....2008, 10
 Greg Mathews.... 1986-88, 90
 T.J. Mathews...1995-97, 2001
 Mike Matthews..... 2000-02
 Wally Mattick.....1918
 Gene Mauch.....1952
 Harry Maupin.....1898
 Dal Maxvill..... 1962-72
 Jackie May..... 1917-21
 Mike Mayers..... 2016-19
 Jack McAdams.....1911
 Ike McAuley.....1917
 Bake McBride..... 1973-77
 George McBride..... 1905-06
 Pete McBride.....1899
 Joe McCarthy.....1906
 Lew McCarty..... 1920-21
 Tim McCarver..... 1959-61,
 63-69, 73-74
 Pat McCauley.....1893
 Kyle McClellan..... 2008-12
 Bob McClure..... 1991-92
 Billy McCool.....1970

Jim McCormick.....1892
 Harry McCurdy..... 1922-23
 Lindy McDaniel..... 1955-62
 Von McDaniel..... 1957-58
 Mick McDermott.....1961
 Mike McDermott.....1897
 Keith McEwin..... 2000-01
 John McDougal..... 1895-96
 Sandy McDougal.....1905
 Will McEnaney.....1979
 Joe McGwin..... 1998-99
 Guy McFadden..... 1895
 Chappie McFarland... 1902-06
 Ed McFarland..... 1896-97
 Dan McGann..... 1900-01
 Bill McGee.....1935-41
 Willie McGee...1982-90, 96-99
 Dan McGeehan..... 1911
 Jim McGinley..... 1904-05
 Lynn McGlothen..... 1974-76
 Stoney McGlynn..... 1906-08
 Bob McGraw.....1927
 John McGraw.....1900
 Tom McGraw.....1997
 Terry McGriff.....1994
 Mark McGrillis.....1892
 Mark McGwire..... 1997-2001
 Austin McHenry..... 1918-22
 Otto McIvor.....1911
 Cody McKay.....2004
 Ed McKean.....1899
 Michael McKenry.....2016
 Ralph McLaurin.....1908
 Larry McLean.....1904, 13
 Jerry McNetrey..... 1971-72
 Larry McWilliams.....1988
 Lee Meadows..... 1915-19
 Joe Medwick 1932-40, 47-48
 Ryan Meisinger.....2020
 Adalberto Mejia.....2019
 Alex Mejia.....2017
 Miguel Mejia.....1996
 Roberto Mejia.....1997
 Sam Mejias.....1976
 Luis Melendez..... 1970-76
 Steve Meltzer.....1909
 Ted Menze.....1918
 John Mercer.....1912
 Kent Mercker..... 1998-99
 Lloyd Merritt.....1957
 Sam Mertes.....1906
 Steve Mesner.....1941
 Clarence Metzger.....1977
 Ed Mickelson.....1950
 Ed Mierkowicz.....1950
 Larry Miggins.....1948, 52
 Pete Mikkelsen.....1968
 Miles Mikolas..... 2018-19
 Eddie Miksis.....1957

Aaron Miles..... 2006-08, 10
 Andrew Miller..... 2019-20
 Bob Miller..... 1957, 59-61
 Brad Miller.....2020
 Charlie Miller..... 1913-14
 Doggie Miller..... 1894-95
 Dots Miller..... 1914-17, 19
 Dusty Miller.....1899
 Eddie Miller.....1950
 Elmer Miller.....1912
 Kohly Miller.....1892
 Shelby Miller.....2012-14
 Stu Miller..... 1952-54, 56
 Trevor Miller..... 2009-11
 Buster Mills.....1934
 Larry Milton.....1903
 Minnie Minoso.....1962
 Clarence Mitchell..... 1928-30
 Johnny Mize..... 1936-41
 Vinegar Bend Mizell.....
 1952- 53, 56-60
 Herb Moford.....1955
 Mike Mohler..... 1999-2000
 Gabe Molina.....2002-03
 Yadier Molina..... 2004-20
 Fritz Mollwitz.....1919
 Wally Moon..... 1954-58
 Jim Mooney..... 1933-34
 Donnie Moore.....1980
 Gene Moore..... 1933-35
 Randy Moore.....1937
 Terry Moore... 1935-42, 46-48
 Tommy Moore.....1975
 Whitey Moore.....1942
 Jerry Morales.....1978
 Bill Moran.....1892
 Charley Moran.....1903, 08
 Forrest More.....1909
 Bobby Morgan.....1956
 Eddie Morgan.....1936
 Joe Morgan.....1964
 Mike Morgan..... 1995-96
 Gene Moriarity.....1892
 John Morris..... 1986-90
 Matt Morris..... 1997-98,
2000-05
 Walter Morris.....1908
 Hap Morse.....1911
 Clayton Mortensen.....2009
 Walt Moryn..... 1960-61
 Brandon Moss..... 2015-16
 Jason Motte.....2008-14
 Mike Mowrey..... 1909-13
 Jamie Moyer.....1991
 Heinie Mueller..... 1920-26
 Billy Muffett.....1957-58
 Edward Mujica.....2012-13
 Mark Mulder..... 2005-08
 Jerry Mumphrey..... 1974-79

George Munger..... 1943-44,
 46-52
 Les Munns.....1936
 Yairo Muñoz..... 2018-19
 Steve Mura.....1982
 Simmy Murch..... 1904-05
 Tim Murchison.....1917
 Wilbur Murdoch.....1908
 Ed Murphy..... 1901-03
 Howard Murphy.....1909
 John Murphy.....1902
 Mike Murphy.....1912
 Morgan Murphy..... 1896-97
 Rob Murphy.....1993-94
 Tom Murphy.....1973
 Red Murray..... 1906-08
 Stan Musial .. 1941-44, 46-63
 Bert Myers.....1896
 Hy Myers..... 1923-25
 Lynn Myers..... 1938-39

N

Mike Nagy.....1973
 Sam Nahem.....1941
 Sam Narron..... 1935, 42-43
 Chris Narveson.....2006
 Ken Nash.....1914
 Mike Naymick.....1944
 John Nelson.....2006
 Mel Nelson..... 1960, 68-69
 Rocky Nelson.... 1949-51, 56
 Pat Neshek.....2014
 Juan Nicasio.....2017
 Art Nichols..... 1901-03
 Kid Nichols..... 1904-05
 Charlie Niebergall.....1921,
23-24
 Tom Niedenfuer.....1990
 Dick Niehaus..... 1913-15
 Bert Niehoff.....1918
 Bob Nieman..... 1960-61
 Tom Nieto..... 1984-85
 Tom Niland.....1896
 John Nogowski.....2020
 Pete Noonan..... 1906-07
 Irv Noren.....1957-59
 Fred Norman..... 1970-71
 Bud Norris.....2018
 Lou North..... 1917, 20-24
 Ron Northey..... 1947-49
 Joe Nosssek..... 1969-70
 Abraham Núñez.....2005
 Howie Nunn.....1959
 Rich Nye.....1970

O

Rebel Oakes..... 1910-13
 Ken Oberkfell..... 1977-84
 Dan O'Brien..... 1978-79



CARDINALS ALL-TIME PLAYER ROSTER (continued)

Johnny O'Brien.....1958	Craig Paquette 1999-2001	A.J. Pierzynski.....2014	Art Rebel 1945
Jack O'Connor 1899-1900	Freddy Parent1899	Joel Piñeiro..... 2007-09	Phil Redding..... 1912-13
Paddy O'Connor1914	Kelly Paris1982	George Pinkney1892	Milt Reed1911
Ken O'Dea..... 1942-46	Mike Parisi2008	Vada Pinson1969	Ron Reed1975
Bob O'Farrell..... 1925-28,33, 35	Harry Parker..... 1970-71, 75	Cotton Pippen1936	Bill Reeder.....1949
Brusie Ogradowski... 1936-37	Roy Parker1919	Stephen Piscotty 2015-17	Jimmy Reese1932
Bill O'Hara1910	Roy Parmelee1936	Phil Plancier1997	Tom Reilly 1908-09
Tom O'Hara..... 1906-07	Jeff Parrett..... 1995-96	Tim Plodinec1972	Art Reinhart 1919, 25-28
Seung Hwan Oh..... 2016-17	Tom Parrott1896	Tom Poholsky 1950-51, 54-56	Jack Reiss.....1911
Kevin Ohme2003	Stan Partenheimer1945	Placido Polanco .. 1998-2002	Ken Reitz..... 1972-75, 77-80
Charley O'Leary1913	Corey Patterson.....2011	Cliff Politte1998	Edgar Renteria..... 1999-2004
Jose Oliva.....1995	Daryl Patterson1971	Howie Pollet ., 1941-43, 46-51	Bob Repass.....1939
Ed Olivares..... 1960-61	Harry Patton1910	Daniel Ponce de Leon .. 2018-20	Rip Repulski..... 1953-56
Omar Olivares..... 1990-1994	Gene Pasquette 1917-19	Sidney Ponson.....2006	Jerry Reuss 1969-71
Darren Oliver 1998-99	Gil Paulsen1925	Bill Popp1902	Al Reyes2004-05
Gene Oliver 1959, 61-63	George Paynter.....1894	Colin Porter2004	Alex Reyes2016-20
Diomedes Olivo.....1963	George Pearce.....1917	Darrell Porter 1981-85	Anthony Reyes..... 2005-07
Al Olmsted.....1980	Josh Pearce 2002-04	J W Porter1959	Dennys Reyes..... 2009-10
Randy O'Neal..... 1987-88	Frank Pears.....1893	Mike Potter 1976-77	Bob Reynolds.....1971
Dennie O'Neill1893	Alex Pearson1902	Nels Potter1936	Ken Reynolds.....1975
Jack O'Neill 1902-03	Jason Pearson2003	Jack Powell 1899-1901	Mark Reynolds.....2015
Mike O'Neill 1901-04	Homer Peel 1927, 30	Ted Power.....1989	Flint Rhem.... 1924-28, 30-32,34, 36
Tyler O'Neill..... 2018-20	Charlie Peete1956	Joe Presko 1951-54	Bob Rhoads 1903
Jose Oquendo..... 1986-95	Heinie Peitz ... 1892-95, 1913	Mike Proly1976	Arthur Rhodes.....2011
Luis Ordez 1997-99	Joe Peitz.....1894	George Puccinelli.....1930, 32	Charlie Rhodes .. 1906, 08-09
Joe Oregno 1939-40	Brayan Peña2016	Albert Pujols 2001-11	Dennis Ribant..... 1969
Jesse Orosco2000	Francisco Peña2018	Bill Pulsipher.....2005	Del Rice..... 1945-55, 60
Charlie O'Rourke1959	Gerónimo Pena..... 1990-95	Nick Punto.....2011	Hal Rice..... 1948-53
Patsy O'Rourke.....1908	Orlando Pena 1973-74	Bob Purkey.....1965	Chris Richard2000
Tim O'Rourke.....1894	Tony Pena..... 1987-89	Ambrose Puttman1906	Lee Richard.....1976
Ernie Orsatti 1927-35	Terry Pendleton..... 1984-90		Bill Richardson1901
William Ortega.....2001	Brad Penny2010	Q	Gordie Richardson1964
Donovan Osborne... 1992-93, 95-99	Ray Pepper 1932-33	Finners Quinlan.....1913	Pete Richert1974
Champ Osteen..... 1908-09	Jhonny Peralta 2014-17	Joe Quinn...1893-96, 98, 1900	Don Richmond..... 1951
Claude Osteen1974	Troy Percival2007	Jamie Quirk1983	Dave Ricketts 1963, 65, 67-69
Adam Ottavino2010	Hub Perdue 1914-15	Dan Quisenberry..... 1988-89	Dick Ricketts 1959
Jim Otten..... 1980-81	Audry Perez 2013-14		John Ricks.....1894
Joe Otten.....1895	Chris Perez 2008-09	R	Elmer Rieger1910
Johan Oveido2020	Eduardo Perez 1999-2000, 02-03	Roy Radebaugh1911	Joe Riggert1914
Mickey Owen 1937-40	Mike Perez 1990-1994	Dave Rader1977	Low Riggs1934
Rick Ownbey.....1984, 86	Timo Perez2006	Ken Radinsky 1999-2000	Andy Rincon..... 1980-82
Marcell Ozuna 2018-19	Pol Perritt..... 1912-14	Scott Raffensberger..... 1939	Ricardo Rincon.....2006
	Gerald Perry..... 1991-95	Brady Raggio 1997-98	Jimmy Ring1927
P	Pat Perry 1985-87	Gary Rajsich1984	Tink Riviere1921
Gene Packard 1917-18	Bill Pertica 1921-23	John Raleigh 1909-10	Skipper Roberts1913
Dick Padden.....1901	Steve Peters..... 1987-88	Milt Ramirez 1970-71	Drew Robinson2019
Don Padgett 1937-41	Brock Peterson.....2013	Roel Ramírez2020	Hank Robinson 1914-15
Matt Paganuzzi 2009-10	Mark Petkovsek 1995-98	Mike Ramsey 1978, 80-84	Kerry Robinson ... 2001-2003
Tom Pagnozzi 1987-98	Jeff Pfeffer..... 1921-24	Dick Rand.....1953, 55	Shane Robinson...2009, 11-14
Phil Paine 1958	Tommy Pham..... 2014-18	Vic Raschi 1954-55	Wilbert Robinson..... 1900
Lance Painter... 1997-99, 2003	Ed Phelps..... 1909-10	Colby Rasmus..... 2009-11	Jack Roche 1914-15, 17
Vicente Palacios..... 1994-95	Josh Phelps.....2008	Eric Rasmussen..... 1975-78, 82-83	John Rodriguez 2005-06
Orlando Palmeiro.....2003	Ed Phillips.....1953	Tommy Raub1906	Jose Rodriguez.....2000, 02
Lowell Palmer1972	Mike Phillips 1977-80	Rangel Ravelo..... 2019-20	Nerio Rodriguez2002
Al Papi.....1948, 50	Bill Phyle.....1906	Floyd Rayford.....1983	Rich Rodriguez..... 1994-95
Stan Papi.....1974	Ron Piche.....1966	Bugs Raymond 1907-08	Preacher Roe1938
Erik Pappas..... 1993-94	Charlie Pickett1910	Britt Reames2000	Wally Roettger... 1927-29, 31



CARDINALS ALL-TIME PLAYER ROSTER (continued)

Cookie Rojas.....1970
Stan Rojek.....1951
Scott Rolen.....2002-07
Ray Rolling.....1912
Johnny Romano.....1967
J.C. Romero.....2012
John Romonosky.....1953
Marc Ronan.....1993
Jorge Rondon.....2014
Gene Roof.....1981-83
Jorge Roque.....1970-72
Alberto Rosario.....2016-17
Mike Rose.....2006
Trevor Rosenthal.....2012-17
Tyson Ross.....2018
Jack Rothrock.....1934-35
Stan Royer.....1991-94
Dave Rucker.....1983-84
Ken Rudolph.....1975-76
Jack Russell.....1940
Paul Russell.....1894
Brendan Ryan.....2007-10
J. Ryan.....1895
John Ryan.....1901-03
Mike Ryba.....1935-38
Marc Rzepczynski.....2011-13

S

Chris Sabo.....1995
Ray Sadecki.....1960-66, 75
Bob Sadowski.....1960
Fernando Salas.....2010-13
Mark Salas.....1984
Slim Sallee.....1908-16
Ike Samuels.....1895
Eduardo Sanchez.....2011-12
Orlando Sanchez.....1981-83
Ricardo Sánchez.....2020
Ray Sanders.....1942-45
Reggie Sanders.....2004-05
War Sanders.....1903-04
Rafael Santana.....1983
Al Santorini.....1971-73
Bill Sarni.....1951-52, 54-56
Luis Saturria.....2000-01
Ed Sauer.....1949
Hank Sauer.....1956
Ted Savage.....1965-67
Carl Sawatski.....1960-63
Steve Scarson.....1997
Jimmie Schaffer.....1961-62
Bobby Schang.....1927
Bob Scheffing.....1951
Carl Scheib.....1954
Richie Scheinblum.....1974
Bill Schindler.....1920
Freddy Schmidt.. 1944, 46-47
Walter Schmidt.....1925
Willard Schmidt.....1952-53,

.....55-57
Red Schoendienst . 1945-56,
.....61-63
Dick Schofield.....1953-58,
.....68, 71
Ossee Schreckengost...1899
Pop Schriver.....1901
Max Schrock.....2020
Heinie Schuble.....1927, 36
Johnny Schulte.....1927
Barney Schultz... 1955, 63-65
Buddy Schultz.....1977-79
Joe Schultz.....1919-24
Walt Schulz.....1920
Skip Schumaker.....2005-12
Ferdie Schupp.....1919-21
Lou Scoffice.....1936
George Scott.....1920
Tony Scott.....1977-81
Xavier Scruggs.....2014-15
Scott Seabol.....2005
Kim Seaman.....1979-80
Diego Segui.....1972-73
Epp Sell.....1922-23
Carey Selph.....1929
Walter Sessi.....1941, 46
Jimmy Sexton.....1983
Mike Shannon.....1962-70
Spike Shannon.....1904-06
Wally Shannon.....1959-60
Bobby Shantz.....1962-64
Al Shaw.....1907-09
Don Shaw.....1971-72
Danny Shay.....1904-05
Gerry Shea.....1905
Danny Sheaffer.....1995-97
Jimmy Sheppard.....1913
Biff Sheehan.....1895-96
Ray Shepardson.....1924
Bill Sherdel.....1918-30, 32
Ryan Sherriff.....2017-18
Tim Sherrill.....1990-91
Charlie Shields.....1907
Vince Shields.....1924
Ralph Shinnars.....1925
Bob Shirley.....1981
Burt Shotton.....1919-23
Clyde Shoun.....1938-42
Chasen Shreve.....2018-19
Frank Shugart.....1893-94
Dick Siebert.....1937-38
Sonny Siebert.....1974
Kevin Siegrist.....2013-17
Magneuris Sierra.....2017
Curt Simmons.....1960-66
Ted Simmons.....1968-80
Jason Simontacchi.. 2002-04
Dick Simpson.....1968
Dick Sisler.....1946-47, 52-53

Ted Sizemore.....1971-75
Bob Skinner.....1964-66
Gordon Slade.....1933
Jack Slattery.....1906
Enos Slaughter.....1938-42,
.....46-53
Heathcliff Slocumb.....
.....1999-2000
Bill Smith.....1958-59
Bob Smith.....1957
Bobby Gene Smith.. 1957-59,
.....62
Bryn Smith.....1990-92
Bud Smith.....2001-02
Charley Smith.....1966
Earl Smith.....1928-30
Frank Smith.....1955
Fred Smith.....1917
Germany Smith.....1898
Hal Smith.....1956-61
Jack Smith.....1915-26
Jud Smith.....1893
Keith Smith.....1979-80
Lee Smith.....1990-93
Lonnie Smith.....1982-85
Ozzie Smith.....1982-96
Reggie Smith.....1974-76
Tom Smith.....1898
Travis Smith.....2002
Wally Smith.....1911-12
Willie Smith.....1994
John Smoltz.....2009
Homer Smoot.....1902-06
Red Smyth.....1917-18
Frank Snyder.....1912-19, 27
Miguel Socolovich... 2015-17
Clint Sodowsky.....1999
Ray Soff.....1986-87
Miguel Socolovich... 2015-16
Eddie Solomon.....1976
Lary Sorensen.....1981
Edmundo Sosa.....2018-19
Elias Sosa.....1975
Jorge Sosa.....2006
Allen Sothoron.....1924-26
Billy Southworth... 1926-27, 29
Chris Speier.....1984
Daryl Spencer.....1960-61
Ed Spiezio.....1964-68
Scott Spiezio.....2006-07
Scipio Spinks.....1972-73
Ed Sprague.....1973
Jack Spring.....1964
Russ Springer.... 2003, 07-08
Joe Sprinz.....1933
Tuck Stainback.....1938
Gerry Staley.....1947-54
Harry Staley.....1895
Tracy Stallard.....1965-66

Virgil Stallcup.....1952-53
Pete Standridge.....1911
Eddie Stanky.....1952-53
Cody Stanley.....2015
Harry Stanton.....1900
Ray Starr.....1932
Nick Stavinoha.....2008-10
Gene Stechschulte... 2000-02
Bill Steele.....1910-14
Bob Steele.....1916-17
Bill Stein.....1972-73
Jake Stenzel.....1898-99
Ray Stephens.....1990-91
Bobby Stephenson.....1955
Garrett Stephenson.....
.....1999-2000, 02-03
Stuffy Stewart.....1916-17
Kelly Stinnett.....2007
Bob Stinson.....1971
Chuck Stobbs.....1958
Milt Stock.....1919-23
Dean Stone.....1959
Tige Stone.....1923
Alan Storke.....1909
Todd Stottlemire.....1996-98
Alynn Stout.....1931-33
Gabby Street.....1931
Cub Stricker.....1892
Joe Stripp.....1938
Johnny Stuart.....1922-25
John Stuper.....1982-84
Willie Sudhoff.....1897-1901
Joe Sugden.....1898
Harry Sullivan.....1909
Joe Sullivan.....1896
Suter Sullivan.....1898
Kid Summers.....1893
Tom Sunkel.....1937, 39
Jeff Suppan.....2004-06, 10
Max Surkont.....1956
Rick Sutcliffe.....1994
Gary Sutherland.....1978
Bruce Sutter.....1981-84
Jack Sutthoff.....1899
Johnny Sutton.....1977
Larry Sutton.....2000-01
Mark Sweeney.....1995-97
Charlie Swindells.....1904
Steve Swisher.....1978-80
Bob Sykes.....1979-81

T

Jeff Tabaka.....2001
So Taguchi.....2002-07
Brian Tallet.....2011
John Tamargo.....1976-78
Travis Tartamella.....2015
Lee Tate.....1958-59
Fernando Tatis.....1998-2000



CARDINALS ALL-TIME PLAYER ROSTER (continued)

Don Taussig1961
 Julian Tavarez..... 2004-05
 Oscar Taveras.....2014
 Carl Taylor.....1970
 Chuck Taylor..... 1969-71
 Ed Taylor.....1903
 Jack Taylor.....1898
 Jack Taylor..... 1904-06
 Joe Taylor.....1958
 Ron Taylor..... 1963-65
 Bud Teachout.....1932
 Patsy Tebeau 1899-1900
 Ruben Tejada.....2016
 Garry Templeton 1976-81
 Gene Tenace 1981-82
 Greg Terlecky.....1975
 Scott Terry..... 1987-91
 Dick Terwilliger.....1932
 Bob Tewksbury ... 1989-1994
 Moe Thacker1963
 Ryan Theriot.....2011
 Tommy Thevenou ... 1924-28
 Jake Thielman 1905-06
 Lane Thomas 2019-20
 Roy Thomas..... 1978-80
 Tom Thomas..... 1899-1900
 Brad Thompson 2005-09
 Gus Thompson1906
 Mark Thompson .. 1999-2000
 Mike Thompson 1973-74
 Milt Thompson..... 1989-92
 John Thornton.....1892
 Joe Thurston2009
 Bobby Tiefenauer..... 1952,
55, 61
 Mike Timlin 2000-02
 Bud Tinning1935
 Jess Todd.....2009
 Bobby Tolan 1965-68
 Brett Tomko.....2003
 Fred Toney.....1923
 Specs Toporcer..... 1921-28
 Joe Torre..... 1969-74
 Mike Torrez 1967-71
 Paul Toth.....1962
 Harry Trekell.....1913
 Coaker Triplett..... 1941-43
 Bill Trotter.....1944
 Tommy Tucker1898
 John Tudor..... 1985-88, 90
 Oscar Tuero 1918-20
 Sam Tuivailala..... 2014-18
 Lee Tunnell1987
 Tuck Turner 1896-98
 Old Hoss Twineham.. 1893-94
 Mike Tyson..... 1972-79

U
 Bob Uecker 1964-65
 Tom Underwood1977
 Jack Urban.....1959
 Tom Urbani 1993-96
 John Urrea 1977-80
 Lou Ury.....1903

V
 Raul Valdes.....2011
 Benny Valenzuela.....1958
 Fernando Valenzuela.....1997
 Breyvic Valera2017
 Dazzy Vance 1933-34
 Bill Van Dyke.....1892
 John Vann.....1913
 Jay Van Noy.....1951
 Andy Van Slyke..... 1983-86
 Emil Verban..... 1944-46
 Dave Veres 2000-02
 Johnny Vergez.....1936
 Ernie Vick 1922, 24-26
 Carlos Villanueva.....2015
 Hector Villanueva.....1993
 Ron Villone.....2008
 Fernando Viña..... 2000-03
 Bob Vines1924
 Bill Virdon 1955-56
 Jose Vizcaino2006
 Luke Voit 2017-18
 Dave Von Ohlen..... 1983-84
 Bill Voss.....1972
 Pete Vuckovich 1978-80

W
 Michael Wacha 2013-19
 Ben Wade1954
 Leon Wagner.....1960
 David Wainhouse.....2000
 Adam Wainwright..... 2005-20
 Jordan Walden.....2015
 Bill Walker 1933-36
 Duane Walker1988
 Harry Walker 1940-43,
 46-47, 50-51, 55
 Joe Walker1923
 Larry Walker 2004-05
 Roy Walker..... 1921-22
 Tom Walker.....1976
 Bobby Wallace 1899-1901
 1917-18
 Mike Wallace..... 1975-76
 Elliott Waller1980
 Denny Walling..... 1988-90
 P.J. Walters 2009-11
 Dick Ward.....1935
 Cy Warmoth1916
 Lon Warneke..... 1937-42
 John Warner.....1905

Bill Warwick 1925-26
 Carl Warwick . 1961-62, 64-65
 Ray Washburn 1961-69
 Gary Waslewski1969
 Steve Waterbury 1976
 George Watkins 1930-33
 Allen Watson 1993-95
 Milt Watson 1916-17
 Art Weaver 1902-03
 Jeff Weaver2006
 Luke Weaver..... 2016-18
 Skeeter Webb1932
 Tyler Webb 2018-20
 Herm Wehmeier..... 1956-58
 Bob Weiland..... 1937-40
 Todd Wellemeier..... 2007-09
 Kip Wells2007
 Perry Werden 1892-93
 Bill Werle1952
 Jake Westbrook 2010-13
 Wally Westlake..... 1951-52
 Gus Weyhing.....1900
 Dick Wheeler..... 1918
 Jim Whelan1913
 Pete Whisenant.....1955
 Lew Whistler.....1893
 Ade White.....1937
 Bill White 1959-65, 69
 Ernie White..... 1940-43
 Gabe White2005
 Hal White..... 1953-54
 Jerry White1986
 Rick White2002
 Burgess Whitehead . 1933-35
 Mark Whiten 1993-1994
 Fred Whitfield1962
 Kodi Whitley2020
 Possum Whitted..... 1912-14
 Bob Wicker 1901-03
 Floyd Wicker1968
 Chris Widger2003
 Matt Wieters 2019-20
 Ty Wigginton2013
 Bill Wight1958
 Fred Wigington.....1923
 Del Wilber..... 1946-49
 Hoyt Wilhelm1957
 Denney Wilie 1911-12
 Rick Wilkins2000
 Ted Wilks 1944-51
 Jerome Williams.....2016
 Jim Williams 1966-67
 Justin Williams2020
 Otto Williams 1902-03
 Stan Williams1971
 Steamboat Williams . 1914, 16
 Woody Williams 2001-04
 Howie Williamson.....1928
 Joe Willis 1911-13

Ron Willis 1966-69
 Vic Willis1910
 Charlie Wilson ... 1932-33, 35
 Craig Wilson..... 1989-92
 Jimmie Wilson..... 1928-33
 Owen Wilson..... 1914-16
 Preston Wilson..... 2006-07
 Zeke Wilson 1899
 Jim Winford 1932, 34-37
 Ivy Wingo..... 1911-14
 Randy Winn.....2010
 Tom Winsett.....1935
 Patrick Wisdom2018
 Rick Wise 1972-73
 Corky Withrow..... 1963
 Bobby Witt1998
 Chicken Wolf1892
 Harry Wolter1907
 Tony Womack.....2004
 Kolten Wong..... 2013-20
 John Wood1896
 Gene Woodburn..... 1911-12
 Hal Woodeshick 1965-67
 Jake Woodford.....2020
 Tracy Woodson..... 1992-93
 Frank Woodward..... 1919
 Floyd Woodridge 1955
 Mark Worrell.....2008
 Todd Worrell..... 1985-89, 92
 Red Worthington 1934
 Jamey Wright2002
 Mel Wright 1954-55

Y
 Esteban Yan.....2003
 Stan Yerkes..... 1901-03
 Ray Yochim..... 1948-49
 Babe Young1948
 Bobby Young.....1948
 Cy Young 1899-1900
 Dmitri Young 1996-97
 Gerald Young.....1994
 Joe B. Young..... 1892
 Pep Young 1941, 45
 Joel Youngblood 1977
 Eddie Yuhas..... 1952-53
 Sal Yvars 1953-54

Z
 Chris Zachary.....1971
 Elmer Zacher.....1910
 George Zackert 1911-12
 Dave Zearfoss 1904-05
 Todd Zeile 1989-95
 Bart Zeller.....1970
 Eddie Zimmerman..... 1906
 Ed Zmich 1910-11



CARDENALES ALL-TIME LATIN PLAYER ROSTER

Colombia

Nabil Crismatt.....2020
Edgar Rentería..... 1999-2004

Cuba

René Arocha 1993-95
Randy Arozarena2019
Ed Bauta.....1960-63
Ozzie Canseco..... 1992-93
José Cardenal..... 1970-1971
Bill Cuellar1964
Aledmys Díaz 2016-17
Tony Fossas..... 1995-97
Adolis García.....2018
Mike Gonzalez 1915-18
Eli Marrero..... 1997-03
Marty Martínez1972
Minnie Miñoso.....1962
Bill Ortega.....2001
Johan Oviedo2020
Brayan Peña2016
Rangel Ravelo..... 2019-20
Kookie Rojas1970
Diego Seguí 1972-73
Oscar Tuero 1918-20
Raúl Valdés.....2011

Dominican Republic

Gibson Alba.....1988
Sandy Alcántara.....2017
Matty Alou 1971-73
Joaquin Andujar 1981-85
Manny Aybar 1997-99
José Bautista.....1997
Miguel Batista.....2011
Pedro Borbon 1980
Pedro Borbón Jr.2003
Génesis Cabrera..... 2019-20
Ramón Caraballo1995
Maikel Cleto 2011-13
Alberto Castillo 1999
Cesar Cedeño 1985
Wilson Delgado..... 2002-03
Octavio Dotel.....2011
Juan Encarnación ... 2006-07
Pedro Feliz2010
Junior Fernandez 2019-20
Rafael Furcal 2011-12
Mario Guerrero..... 1975
Pedro Guerrero 1988-92
Santiago Guzmán 1969-72

Julián Javier 1960-71
José Jiménez 1998-99
Kelvin Jiménez 2007-08
Félix José 1990-92
Julio Lugo2009
Manuel Lee1995
Adalberto Mejía2004-05
Víctor Martí..... 2012-2013
Carlos Martínez.... 2013-2020
Ted Martínez1975
Diomedes Olivo.....1963
Miguel Mejía2019
Miguel Mejia1996
Roberto Mejia.....1997
Sam Mejias1976
Silvio Martínez 1978-81
Yairo Muñoz 2018-19
Juan Nicasio.....2017
Abraham Núñez.....2005
José Oliva.....1995
Diomedes Olivo.....1963
Marcell Ozuna 2018-19
Gerónimo Peña..... 1990-95
Francisco Peña2018
Tony Peña..... 1987-89
Timo Pérez.....2006
Plácido Polanco .. 1998-2001
Albert Pujols 2001-11
Audry Pérez 2013-14
Jhonny Peralta 2014-17
Alberto Reyes..... 2004-05
Nerio Rodríguez.....2002
Alberto Rosario 2016-2017
Rafael Santana1983
Luis Saturria 2000-01
Magneuris Sierra.....2017
Elias Sosa1975
Jorge Sosa2006
Fernando Tatís..... 1998-2000
Julián Tavárez 2004-05
Óscar Taveras.....2014
José Uriba1984
Carlos Villanueva2015
José Vizcaino.....2006
Esteban Yan.....2003

Mexico

Juan Acevedo 1998-99
Ruben Amaro 1958
Rigo Beltrán1997
Jesus Cruz2020
Giovanny Gallegos.. 2018-20

Jaime García..... 2008-16
Aurelio Lopez1978
Memo Luna1954
Vicente Palacios..... 1994-95
Dennys Reyes..... 2009-10
Ricardon Rincón2006
Fernando Salas.....2010-13
Benny Valenzuela1958
Fernando Valenzuela.....1997

Nicaragua

David Green 1981-84

Panama

Einar Díaz2005
Tom Hughes.....1959
Edmundo Sosa 2018-19
Rubén Tejada.....2016

Puerto Rico

Juan Agosto1991
Luis Alicea..... 1988, 92-94
Luis Alvarado1974
Luis Arroyo1955
Benny Ayala.....1977
Carlos Beltrán 2012-13
Kiko Calero 2003-04
Orlando Cepeda..... 1966-68
Héctor Cruz 1973-77
Iván Cruz2002
José Cruz 1970-74
Tommy Cruz.....1973
Iván de Jesus1985
Luis DeLeón1981
Julio González 1981-82
Julio Gotay 1960-62
Sixto Lezcano.....1981
Felipe López.....2008
Luis Melendez 1970-76
Yadier Molina 2004-20
Jerry Morales1978
Ed Olivares..... 1960-61
Omar Olivares 1990-94
José Oquendo..... 1986-95
Orlando Peña1973
Mike Pérez 1990-94
Joel Piñeiro..... 2007-09
Milt Ramírez 1970-71
Jorge Roque..... 1970-72
José Rodríguez..... 2000-02
J.C. Romero2012

Orlando Sanchez 1981-83
Hector Villanueva.....1993

Spain

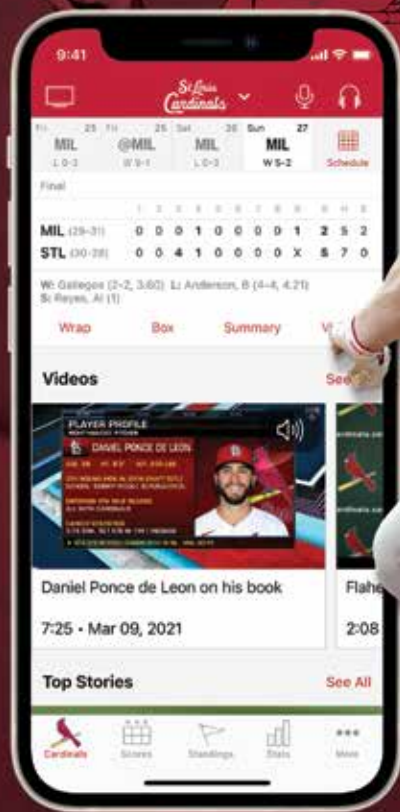
Al Cabrera1913

Venezuela

Miguel Cairo 2001-03, 07
Roger Cedeño..... 2004-05
Victor Davalillo 1969-70
Andrés Galarraga.....1992
Carlos Hernández2000
Cesar Izturis2008
Fred Manrique.....1986
José Martínez..... 2016-19
Edward Mujica..... 2012-13
Luis Ordaz 1997-99
Jorge Rondón.....2014
Eduardo Sánchez ... 2011-12
Ricardo Sánchez.....2020
Miguel Socolovich ... 2015-17
Breyvic Valera2017



MLB™



OFFICIAL APP OF THE ST. LOUIS CARDINALS

Get access to everything Cardinals everywhere you go. MLB is the #1 app for live Cardinals baseball. Delivering live audio broadcasts with your favorite announcers, customizable favorite team features, breaking news, video highlights and much more.



© 2021 MLB Advanced Media L.P. Major League Baseball trademarks and copyrights are used with permission of Major League Baseball. Visit MLB.com. Any other marks used herein are trademarks of their respective owners.

Photos: Getty Images.

A REFRESHING WAY TO CHEER



PROUD PARTNER

Budweiser



THE MAJOR LEAGUE™ BEER



CRACK OPEN A COMEBACK

Grab the Limited Edition “Rally-Bud” Team Bottle

OFFICIAL BEER



ENJOY RESPONSIBLY © 2021 Anheuser-Busch, Budweiser® Lager Beer, St Louis, MO

Major League Baseball trademarks and copyrights are used with permission of Major League Baseball. Visit MLB.com.